U.S. Department of Transportation
Federal Highway Administration

Special Issue

Weekly Motor Fuel Report

Office of Highway Policy Information

Gasoline Product Supplied for Fiscal Year 2027 Week No. 3
Data complete through 10/16/2026
Excludes Diesel and Alternative Fuels

Gasoline product supplied totaled 2.64 billion gallons in week 3. This is an increase of 6.83% from the previous week.

Weekly Gasoline Product Supplied

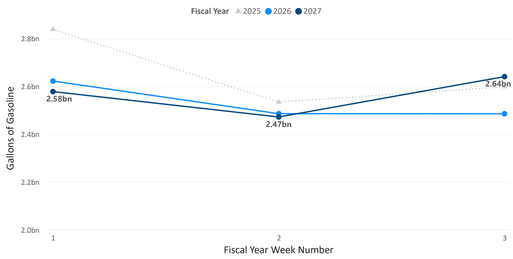

Gasoline product supplied compared to the same week in FY 2026 increased by 6.25% and increased by 1.63% for the same week in FY 2025.

Weekly Cumulative Gallons of Gasoline Product Supplied

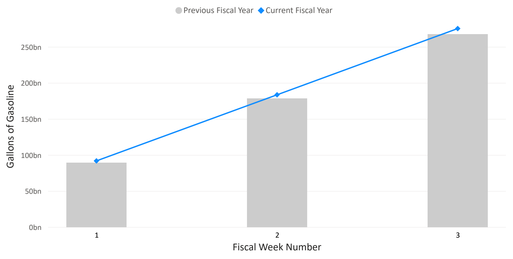

By this week in FY 2027, the gasoline supply increased by 0.1 billion gallons compared to the same week in FY 2026.

Cumulative Difference in Gallons of Gasoline Product Supplied in the US by Week (FY 2027 - FY 2026)

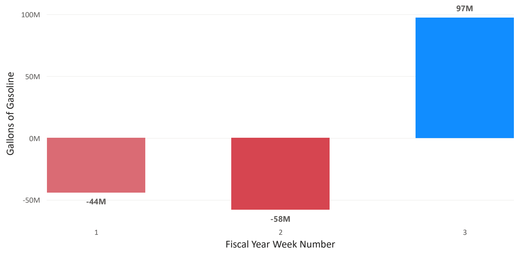

Weekly Gasoline Product Supplied Table

Fiscal Week Number	Current Year Production	Previous Year Production	Difference From Same Week Last Year	Current Year Cumulative Production	Cumulative Difference
1	2,578,086,000	2,622,186,000	-44,100,000	2,578,086,000	-44,100,000
2	2,471,952,000	2,485,770,000	-13,818,000	5,050,038,000	-57,918,000
3	2,640,708,000	2,485,476,000	155,232,000	7,690,746,000	97,314,000
Total	**7,690,746,000**	**7,593,432,000**	**97,314,000**	**7,690,746,000**	**97,314,000**

Source: Derived from U.S. Product Supplied of Finished Motor Gasoline, Weekly, U.S. Energy Information Administration, published 10/21/2026

Please direct questions to: PolicyInfoFeedback@dot.gov