

Special Issue

Weekly Motor Fuel Report

Office of Highway
Policy Information

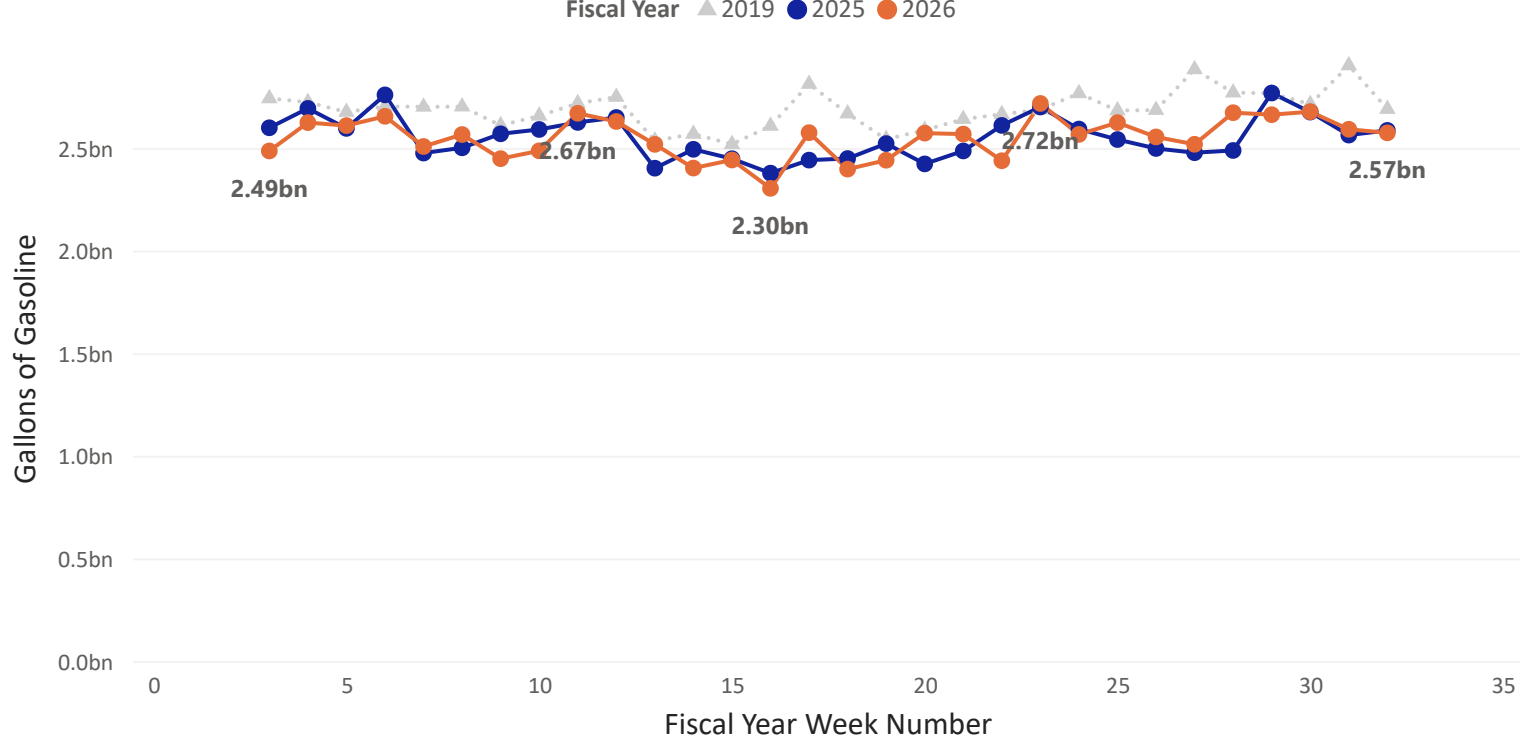
Gasoline Product Supplied for Fiscal Year Week No. 32

Data complete through 5/8/2026

Excludes Diesel and Alternative Fuels

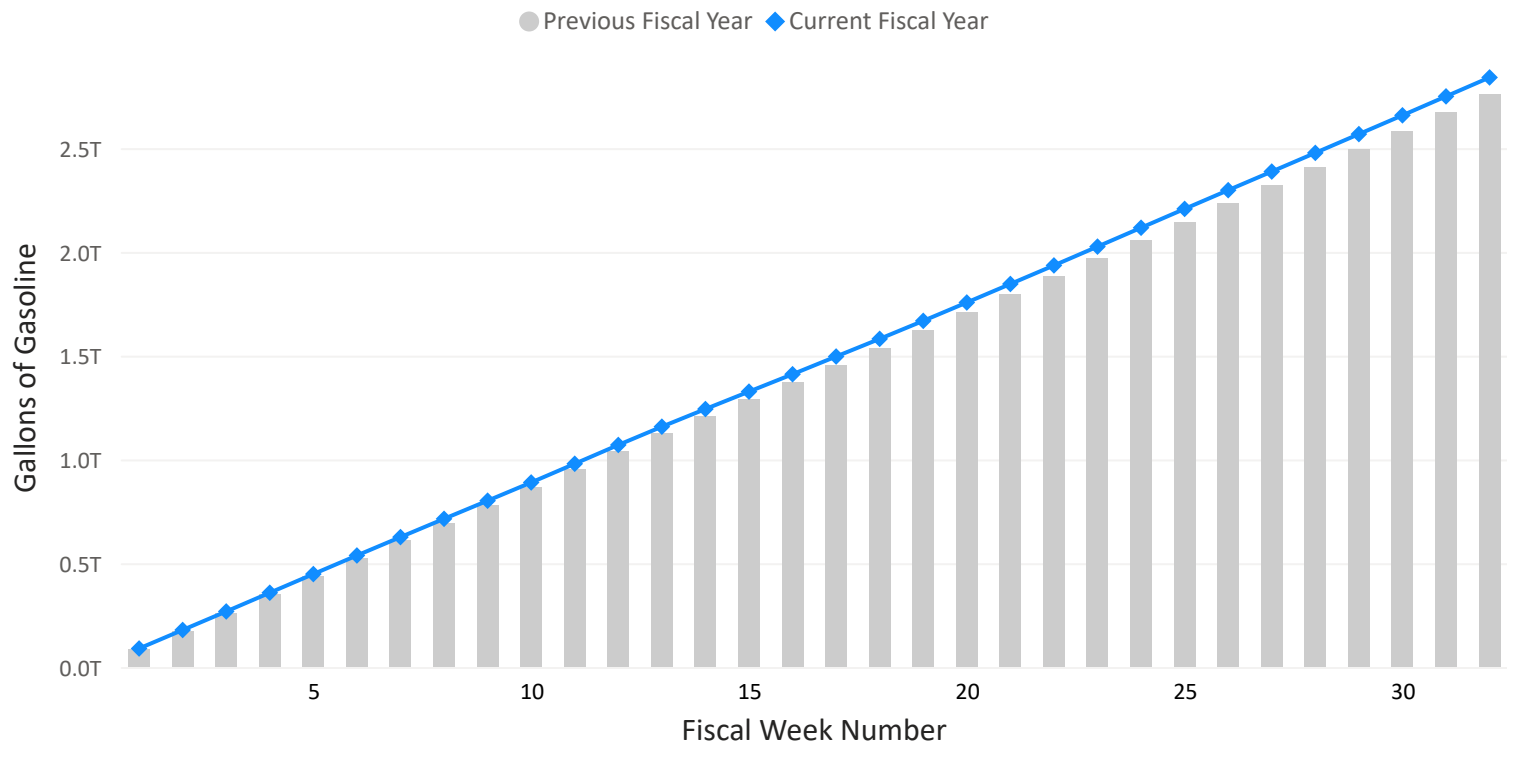
Gasoline product supplied totaled 2.57 billion gallons in week 32. This is a decrease of 0.67% from the previous week.

Weekly Gasoline Product Supplied



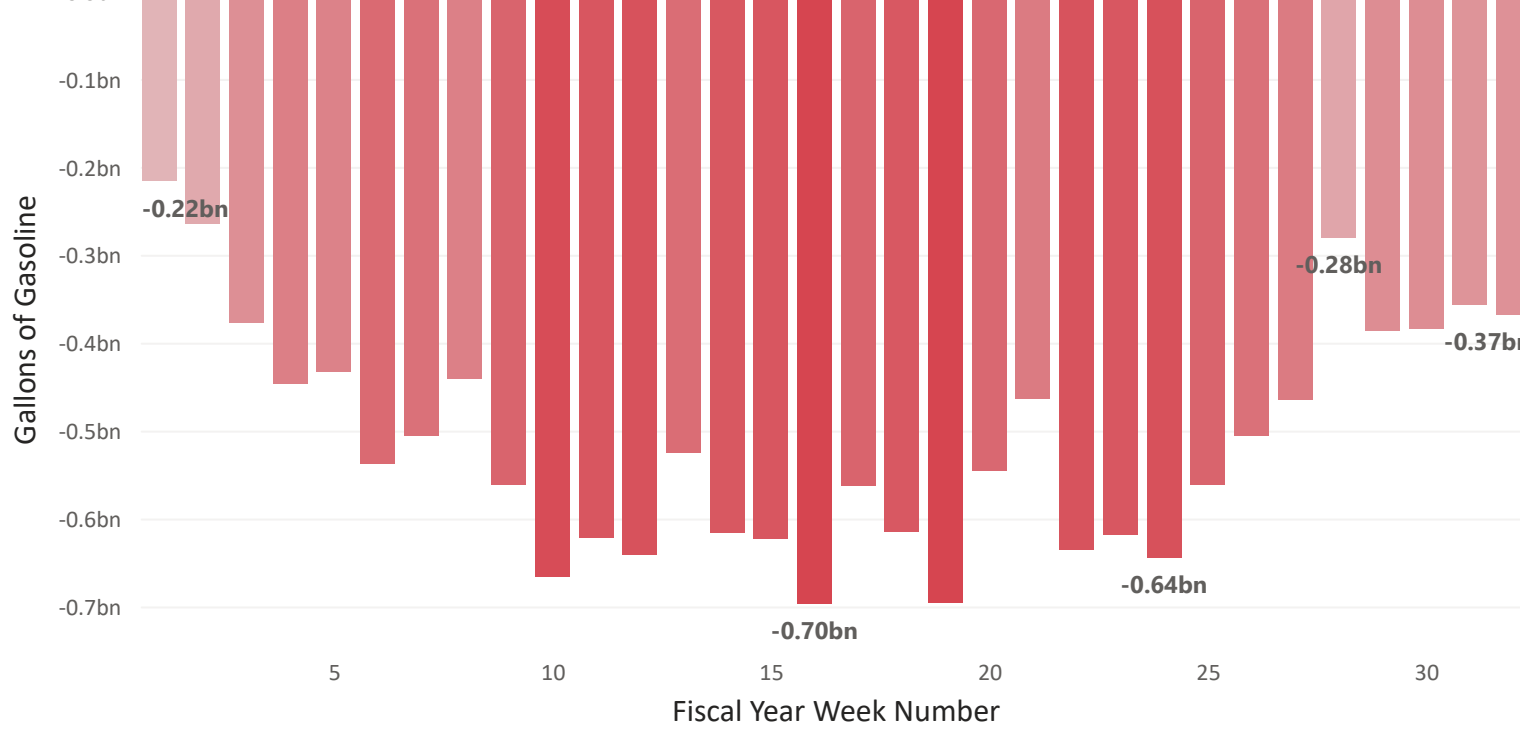
Gasoline product supplied compared to the same week in FY 2025 decreased by 0.45% and decreased by 4.31% for the same week in FY 2019.

Weekly Cumulative Gallons of Gasoline Product Supplied



By this week in FY 2026, the gasoline supply decreased by 0.37 billion gallons compared to the same week in FY 2025.

Cumulative Difference in Gallons of Gasoline Product Supplied in the US by Week (FY 2026 - FY 2025)



Weekly Gasoline Product Supplied Table

Fiscal Week Number	Current Year Production	Previous Year Production	Difference From Same Week Last Year	Current Year Cumulative Production	Cumulative Difference
1	2,622,186,000	2,838,276,000	-216,090,000	2,622,186,000	-216,090,000
2	2,485,770,000	2,534,280,000	-48,510,000	5,107,956,000	-264,600,000
3	2,485,476,000	2,598,372,000	-112,896,000	7,593,432,000	-377,496,000
4	2,623,656,000	2,692,746,000	-69,090,000	10,217,088,000	-446,586,000
5	2,608,956,000	2,595,432,000	13,524,000	12,826,044,000	-433,062,000
6	2,654,232,000	2,758,602,000	-104,370,000	15,480,276,000	-537,432,000
7	2,507,232,000	2,475,186,000	32,046,000	17,987,508,000	-505,386,000
8	2,565,444,000	2,500,764,000	64,680,000	20,552,952,000	-440,706,000
9	2,447,844,000	2,568,972,000	-121,128,000	23,000,796,000	-561,834,000
10	2,486,064,000	2,590,140,000	-104,076,000	25,486,860,000	-665,910,000
11	2,668,932,000	2,624,538,000	44,394,000	28,155,792,000	-621,516,000
12	2,628,948,000	2,648,352,000	-19,404,000	30,784,740,000	-640,920,000
13	2,517,522,000	2,401,392,000	116,130,000	33,302,262,000	-524,790,000
14	2,401,980,000	2,493,414,000	-91,434,000	35,704,242,000	-616,224,000
15	2,441,376,000	2,447,550,000	-6,174,000	38,145,618,000	-622,398,000
16	2,303,196,000	2,377,284,000	-74,088,000	40,448,814,000	-696,486,000
17	2,574,558,000	2,440,788,000	133,770,000	43,023,372,000	-562,716,000
18	2,396,982,000	2,448,432,000	-51,450,000	45,420,354,000	-614,166,000
19	2,440,200,000	2,521,344,000	-81,144,000	47,860,554,000	-695,310,000
20	2,572,206,000	2,422,266,000	149,940,000	50,432,760,000	-545,370,000
21	2,567,502,000	2,485,476,000	82,026,000	53,000,262,000	-463,344,000
22	2,437,848,000	2,609,838,000	-171,990,000	55,438,110,000	-635,334,000
23	2,716,854,000	2,699,508,000	17,346,000	58,154,964,000	-617,988,000
24	2,566,032,000	2,592,198,000	-26,166,000	60,720,996,000	-644,154,000
25	2,623,656,000	2,541,042,000	82,614,000	63,344,652,000	-561,540,000
26	2,553,684,000	2,497,530,000	56,154,000	65,898,336,000	-505,386,000
27	2,517,816,000	2,476,950,000	40,866,000	68,416,152,000	-464,520,000
28	2,671,872,000	2,487,828,000	184,044,000	71,088,024,000	-280,476,000
29	2,662,170,000	2,767,716,000	-105,546,000	73,750,194,000	-386,022,000
30	2,676,576,000	2,674,812,000	1,764,000	76,426,770,000	-384,258,000
31	2,591,022,000	2,562,798,000	28,224,000	79,017,792,000	-356,034,000
32	2,573,676,000	2,585,436,000	-11,760,000	81,591,468,000	-367,794,000
Total	81,591,468,000	81,959,262,000	-367,794,000	81,591,468,000	-367,794,000

Source: Derived from U.S. Product Supplied of Finished Motor Gasoline, Weekly, U.S. Energy Information Administration, published 5/13/2026

Please direct questions to: PolicyInfoFeedback@dot.gov