

Special Issue

Weekly Motor Fuel Report

Office of Highway
Policy Information

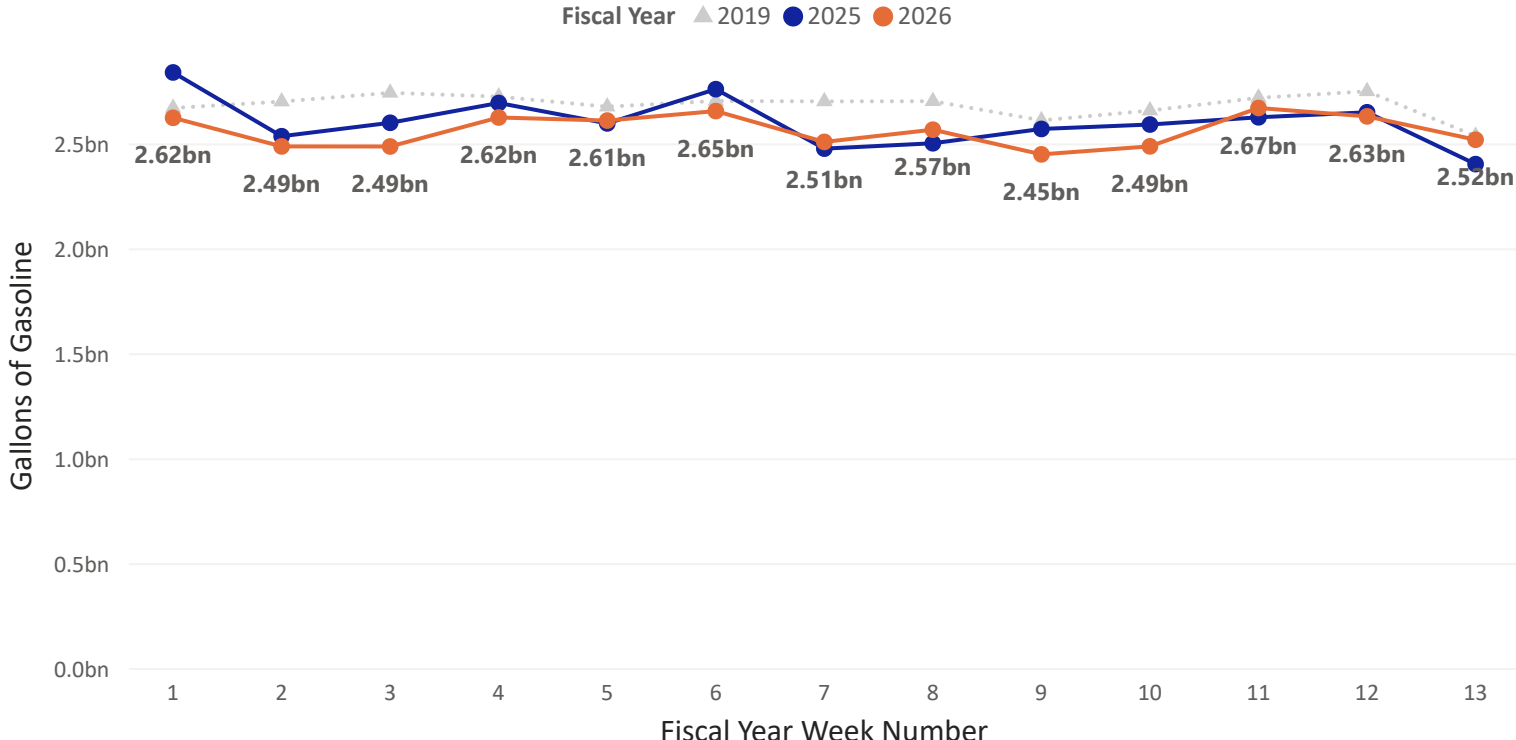
Gasoline Product Supplied for Fiscal Year Week No. 13

Data complete through 12/26/2025

Excludes Diesel and Alternative Fuels

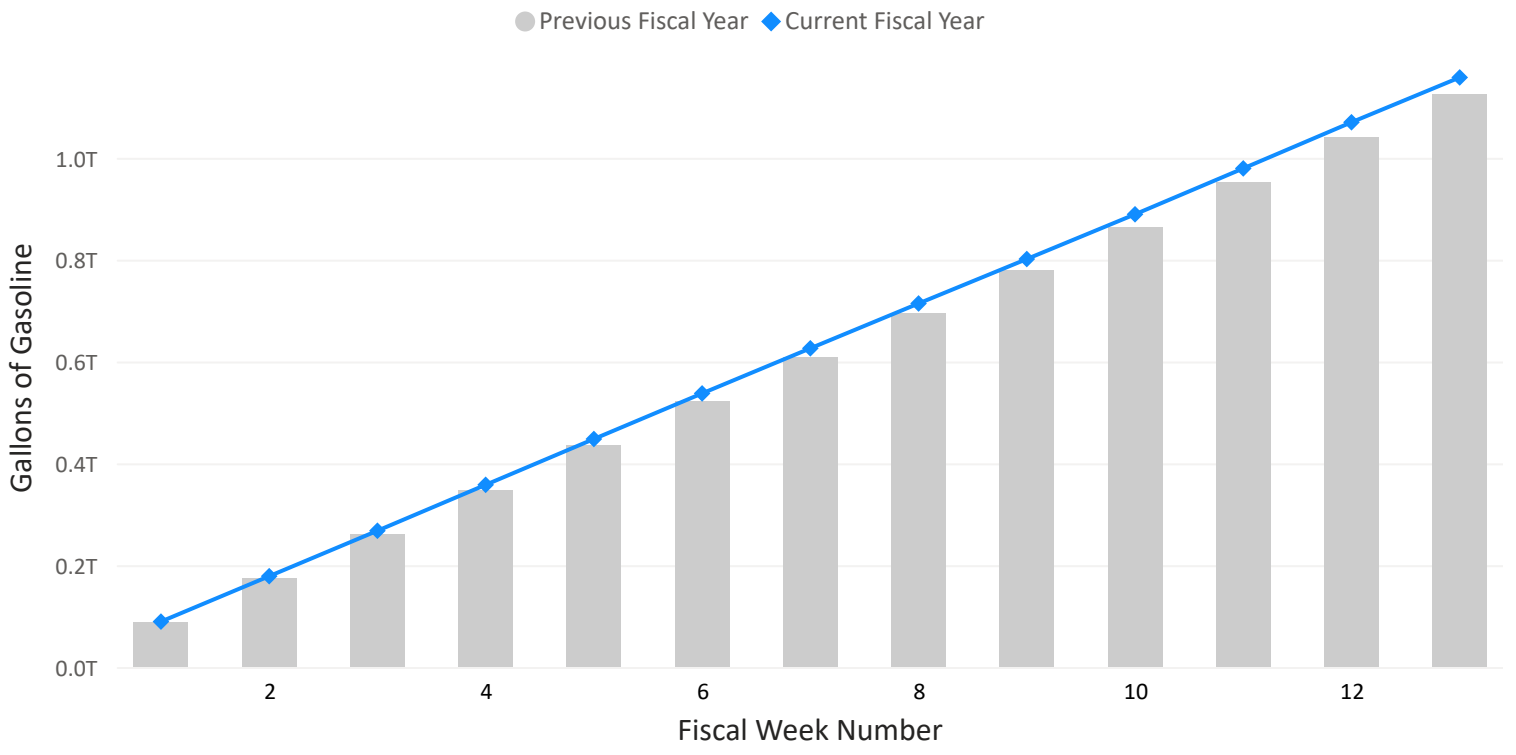
Gasoline product supplied totaled 2.52 billion gallons in week 13. This is a decrease of 4.24% from the previous week.

Weekly Gasoline Product Supplied



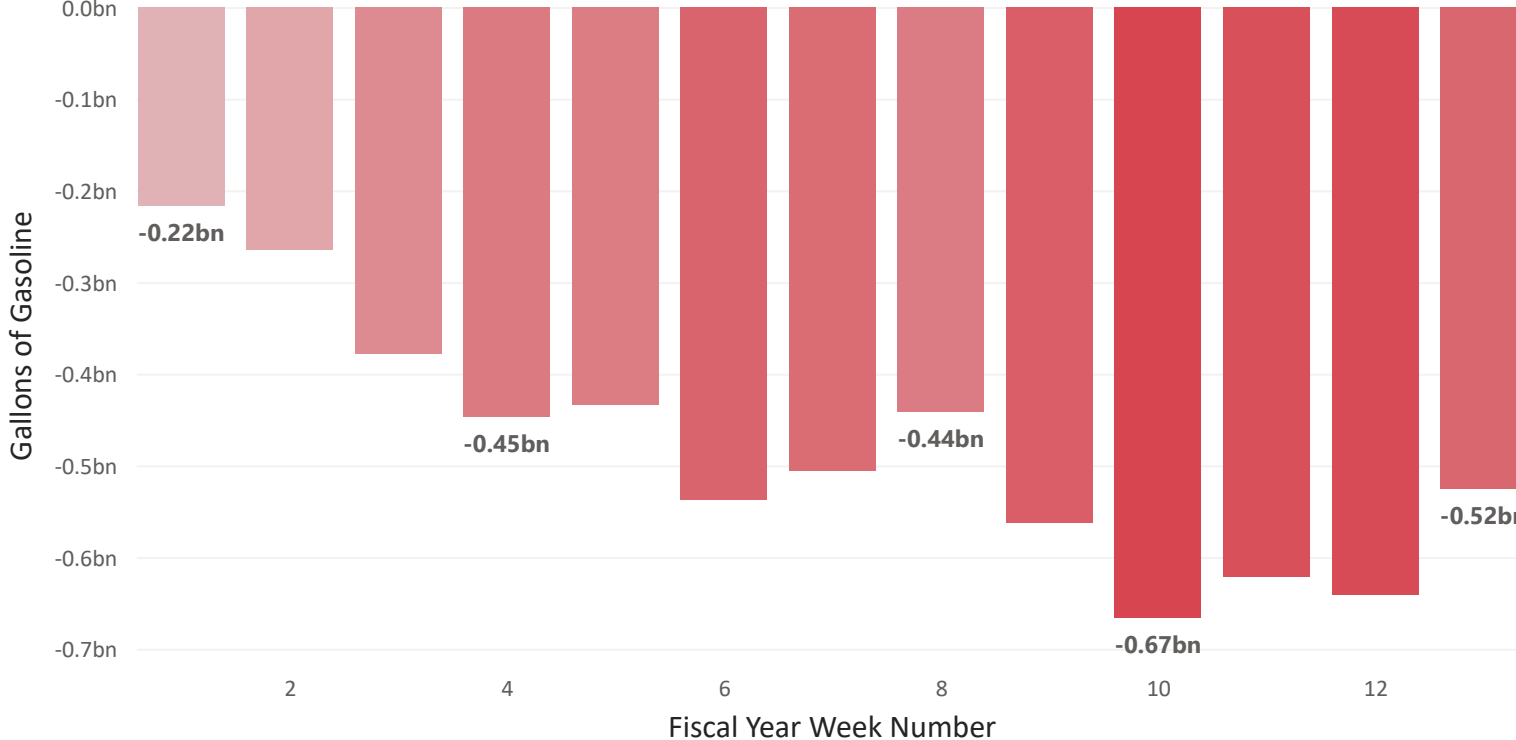
Gasoline product supplied compared to the same week in FY 2025 increased by 4.84% and decreased by 0.7% for the same week in FY 2019.

Weekly Cumulative Gallons of Gasoline Product Supplied



By this week in FY 2026, the gasoline supply decreased by 0.52 billion gallons compared to the same week in FY 2025.

Cumulative Difference in Gallons of Gasoline Product Supplied in the US by Week (FY 2026 - FY 2025)



Weekly Gasoline Product Supplied Table

Fiscal Week Number	Current Year Production	Previous Year Production	Difference From Same Week Last Year	Current Year Cumulative Production	Cumulative Difference
1	2,622,186,000	2,838,276,000	-216,090,000	2,622,186,000	-216,090,000
2	2,485,770,000	2,534,280,000	-48,510,000	5,107,956,000	-264,600,000
3	2,485,476,000	2,598,372,000	-112,896,000	7,593,432,000	-377,496,000
4	2,623,656,000	2,692,746,000	-69,090,000	10,217,088,000	-446,586,000
5	2,608,956,000	2,595,432,000	13,524,000	12,826,044,000	-433,062,000
6	2,654,232,000	2,758,602,000	-104,370,000	15,480,276,000	-537,432,000
7	2,507,232,000	2,475,186,000	32,046,000	17,987,508,000	-505,386,000
8	2,565,444,000	2,500,764,000	64,680,000	20,552,952,000	-440,706,000
9	2,447,844,000	2,568,972,000	-121,128,000	23,000,796,000	-561,834,000
10	2,486,064,000	2,590,140,000	-104,076,000	25,486,860,000	-665,910,000
11	2,668,932,000	2,624,538,000	44,394,000	28,155,792,000	-621,516,000
12	2,628,948,000	2,648,352,000	-19,404,000	30,784,740,000	-640,920,000
13	2,517,522,000	2,401,392,000	116,130,000	33,302,262,000	-524,790,000
Total	33,302,262,000	33,827,052,000	-524,790,000	33,302,262,000	-524,790,000