

Collision Analysis

Working Group (CAWG)

65 Main-Track Train Collisions, 1997 through 2002:

Review, Analysis, Findings, and Recommendations



August 2006

CAWG Final Report

Federal Railroad Administration

NOTICE

Although the Collision Analysis Working Group (CAWG) developed the findings, discussions, and recommendations contained in this report, the Federal Railroad Administration (FRA) takes sole responsibility for the final content. This report is issued under the auspices of FRA.

CAWG representatives included many, but not all, of the Switching Operations Fatality Analysis (SOFA) Working Group. CAWG representatives:

Danny Boyles
Georgia State Legislative Director
United Transportation Union (UTU)

David Brickey
Past Michigan State Legislative Director
Current CAWG UTU Representative
United Transportation Union (UTU)

Gary Connors
Operations Research Analyst
Federal Railroad Administration (FRA)

S. Joseph Gallant
Operating Practice Specialist
Accident Investigations and Analysis
Branch
Federal Railroad Administration (FRA)

George J. Last
Past Chairman of Colorado State
Legislative Board
Current CAWG BLET Representative
Brotherhood of Locomotive Engineers
and Trainmen (BLET)


Thomas J. Perkovich
Chairman
Minnesota State Legislative Board
Brotherhood of Locomotive Engineers
and Trainmen (BLET)

Matthew B. Reilly, Jr.
Past Executive Director
Federal & Industry
American Short Line and Regional
Railroad Association (ASLRRA)

John P. Smullen
Past Minnesota State Legislative
Director
Current CAWG UTU Representative
United Transportation Union (UTU)

David Skinner
Economist
Volpe National Transportation Systems
Center (VNTSC)

Robert S. Svob, Jr.
Chairman
Arizona State Legislative Board
Brotherhood of Locomotive Engineers
and Trainmen (BLET)



A large, stylized handwritten signature, likely belonging to John P. Smullen, is written over the text of the David Skinner and Robert S. Svob, Jr. entries. The signature is written in dark ink and is highly cursive.

Dedication

The Collision Analysis Working Group (CAWG) dedicates this report to the memory of those railroad employees who died on duty. Recognition should never be lost that the real cost of main-track train collisions too often is human life. CAWG expresses its condolences to the families. The families should be aware that each collision review was handled with the utmost dignity and respect.

CAWG spent many hours studying the events of these collisions in developing its consensus findings and recommendations, which are aimed solely at eliminating future tragedies. The study of operating conditions, environmental factors, and behavior leading to these tragedies offered a unique opportunity to further improve safety and save the lives of men and women working in the railroad industry. The families who have experienced loss are assured that the lessons learned presented herein will save others their agonizing sorrow.

Acknowledgments

The Collision Analysis Working Group (CAWG) expresses its sincere appreciation to Allan Rutter, past Administrator of the Federal Railroad Administration, for proposing this important safety initiative: the review and analysis of main-track train collisions involving human-factor issues. The findings and recommendations made, based on the commonality of facts among collisions, will reduce and prevent the loss of life and injuries to railroad employees and passengers, as well as damage to track, signal, lading, and equipment.

CAWG thanks Dr. E. Donald Sussman, past Chief of the Operator Performance and Safety Analysis Division of the John A. Volpe National Transportation Systems Center, US Department of Transportation/Research and Innovative Technology Administration, for his dedicated support of CAWG from its inception; and for many other human-factor, railroad safety contributions during his career at the Volpe Center.

CAWG recognizes that without the support of those listed below, and their organizations, this safety effort could not have occurred:

Grady C. Cothen, Jr.
Acting Associate Administrator for Safety
Federal Railroad Administration (FRA)

Don M. Habs
President
Brotherhood of Locomotive Engineers and Trainmen (BLET)

Richard F. Timmons
President
American Short Line and Regional Railroad Association (ASLRRA)

Paul C. Thompson
International President
United Transportation Union (UTU)

Acknowledgments (cont.)

CAWG thanks those listed below, and their organizations, for committing their energies and expertise to CAWG's effort:

James Brunkenhoeler
National Legislative Director
United Transportation Union (UTU)

Mike Buss
Director of Operating Practices
Florida East Coast Railroad (FEC)

George A. Gavalla
Past Associate Administrator for Safety
Federal Railroad Administration (FRA)

Robert A. Harvey
Regulatory Research Coordinator
Brotherhood of Locomotive Engineers and Trainmen (BLET)

Raymond Holmes
Vice-President and U.S. Legislative Representative
Brotherhood of Locomotive Engineers and Trainmen (BLET)

Kenneth Michel
Chairman
New Jersey Legislative Board
Brotherhood of Locomotive Engineers and Trainmen (BLET)

Thomas Pontolillo
Legislative & Regulatory Assistant
Brotherhood of Locomotive Engineers and Trainmen (BLET)

Table of Contents

Dedication	iii
Acknowledgments.....	v
EXECUTIVE SUMMARY	xi
OVERVIEW	xxvii
1. INTRODUCTION	1
1.1 CAWG Scope.....	1
1.2 Background of CAWG	1
1.3 Objectives	2
1.4 Methods.....	2
1.5 CAWG's Approach to Causality	4
1.6 Study Limitations.....	4
1.7 Results.....	4
1.8 Importance of Collision Prevention	5
2. SIXTY-FIVE MAIN-TRACK TRAIN COLLISIONS	7
2.1 Overview.....	7
2.2 Selection Criteria	7
2.3 Collision Case Summaries	8
3. DESCRIPTIVE OVERVIEW.....	23
3.1 Understanding Causes of Main-Track Train Collisions	23
4. REVIEW AND ANALYTICAL METHODS	33
4.1 Overview.....	33
4.2 CAWG Database.....	33
4.3 Distinguishing Violating and Non-Violating Trains.....	34
4.4 Approach to Alertness.....	34
4.5 CAWG's Approach to Causality	34
4.6 Human Factor Possible Contributing Factors.....	35
4.7 Overall Frequency of Possible Contributing Factors.....	36
4.8 Frequency of Codes Used with H215 and H216	37
4.9 Collisions Cases Without H215 and H216	38
4.10 PCF Definition of H989.....	39
4.11 Philosophy of Collision Avoidance	39
5. FINDINGS, DISCUSSIONS, AND RECOMMENDATIONS.....	43
5.1 Introduction.....	43
5.2 Crew Composition and Experience	43
5.3 Alertness	46
5.4 Intra-crew Communication	51
5.5 High-Risk Holiday Periods.....	53
5.6 End of Train Devices (EOT), 49 CFR Part 232, Subpart E	55
5.7 Crashworthiness.....	56
5.8 Operating Methods.....	57
5.9 Collision Investigating and Reporting	60
EPILOGUE.....	65

APPENDICES

A: Mr. Rutter's Letter Proposing a Collision Analysis Working Group

B: Collision Definitions

C: Possible Contributing Factor Codes (PCFs)

D: CAWG Schedule of Meetings

E: Collision Analysis Working Group (CAWG) Roster

F: George Last's Crashworthiness Letter

G: Locomotive Crashworthiness Requirements: S-580

H: Charts and Tables from CAWG Working Papers

List of Figures

Figure 4-1. Swiss Cheese Model of Collision Causation. 40

List of Tables

Table 2-1. Sixty-Five Main-Track Train Collisions, 1997 through 2002.....	8
Table 3-1. Type of Collision, 1997 through 2002	23
Table 3-2. Collisions by Year, 1997 through 2004.....	24
Table 3-3. Collisions by Month, 1997 through 2002.....	24
Table 3-4. Collisions by Day of Week, 1997 through 2002	25
Table 3-5. Collisions by Hour of Day, 1997 through 2002	25
Table 3-6. Collisions by Daylight Conditions, 1997 through 2002.....	26
Table 3-7. Collisions by Weather, 1997 through 2002.....	26
Table 3-8. Collisions by Casualty Type, 1997 through 2002	27
Table 3-9. Frequency of Lading, Track and Switch, and Equipment Damage, 1997 through 2002	27
Table 3-10. Value of Lading, Track and Switch, and Equipment Damage, 1997 through 2002.....	28
Table 3-11. Hazmat Summary for Collisions, 1997 through 2002.....	29
Table 3-12. Collisions by Speed, 1997 through 2002.....	29
Table 3-13. Collisions by Annual Track Density (millions of gross tons), 1997 through 2002.....	30
Table 3-14. Collisions by FRA Track Type, 1997 through 2002	30
Table 3-15. Main-Track Train Collisions by Train Length, 1997 through 2002.....	31
Table 3-16. Time on Duty for Crew Members of Violating and Non-Violating Trains ..	31

Table 4-1. Violating Trains in Main-Track Train Collisions by Consist Type, 1997 through 2002	34
Table 4-2. Frequency of Possible Contributing Factors (PCFs) in 65 Main-Track Train Collisions, 1997 through 2002	36
Table 4-3. H215 – Block Signal Failure to Comply:	37
Table 4-4. H216 (Interlocking Signal, Failure to Comply):	38
Table 4-5. Main-Track Train Collision Cases with H605 – <i>Failure to comply with restricted speed</i> – Where H215 and H216 Were Not Used, 1997 through 2002	38
Table 4-6. Eleven Main-Track Train Collisions with PCF H989 – <i>Lack of skill or practical wisdom gained by personal knowledge or action</i> , 1997 through 2002	39
Table 5-1. Conductor Experiences: Violating and Non-Violating Trains	44
Table 5-2. Total Crew (Engineer and Conductor) Experience	45
Table 5-3. Indicators of Crew Inexperience in Five Main-Track Train Collisions	45
Table 5-4. Experience Difference Among Crew Members	46
Table 5-5. Alertness Scenario #1	49
Table 5-6. Alertness Scenario #2	49
Table 5-7. Alertness Scenario #3	50
Table 5-8. Alertness Scenario #4	50
Table 5-9. Alertness Scenario #5	50
Table 5-10. Intra-crew Communication	52
Table 5-11. Four High-Risk Weeks for Main-Track Train Collisions, 1997 through 2002	54
Table 5-12. Four High-Risk Weeks for Employee Casualties in Main-Track Train Collisions, 1997 through 2002	54
Table 5-13. Switching Fatalities, January 1992 through December 2003	55
Table 5-14. Collisions by Territory Type	58
Table 5-15. PCFs by Territory Type	59
Table 5-16. Quality Ratings of Main-Track Train Collision Investigations, 1997 through 2002	61

EXECUTIVE SUMMARY

General

- Federal Railroad Administrator Allan Rutter proposed a Collision Analysis Working Group (CAWG) on June 4, 2002, to review and analyze main-track train collisions involving human-factor issues, and to make safety findings and recommendations should the facts warrant.
- Holding its first meeting on July 17-18, 2002, CAWG agreed to review main-track train collisions where human factor causes contributed to trains exceeding their authority by (1) passing a stop signal; (2) failing to comply with a signal requiring restricted speed; or (3) entering territory without a train order, track warrant, or direct traffic control authority. CAWG eventually selected 65 collision cases it believes contain enough information to find meaningful commonalities upon which to base collision-avoiding findings and recommendations.¹
- Reviewing additional cases, CAWG believes, would unduly delay this collision-avoiding information from reaching the railroad industry. Many collisions were associated with human casualty both to railroad employees and passengers, a fact re-emphasizing the importance of timely prevention efforts.
- CAWG's review and analysis provides the railroad industry with an opportunity to re-examine its safety policies and practices based on the commonality of facts found in the 65 collisions. Taking note of the findings and recommendations will ensure reasonable precautions are being taken to prevent future such collisions.
- While working on this study, CAWG members, all serving as Switching Operations Fatality Analysis Group (SOFA) representatives, wrote and issued the report *Findings and Recommendations of the SOFA Working Group: August 2004 Update*, as well as releasing other switching operations safety information. CAWG members believed the recent number of switching fatalities required this effort.

Methods

CAWG's review and analytical methods consisted of:

- Including all cases meeting CAWG's selection criteria.

¹ Findings and recommendations in this study are based on commonalities of main track train collisions and not yard, highway-rail, or switching-operation collisions. Information contained in this report – including the Findings, Discussions, and Recommendations – is based solely on the review and analyses of 65 main-track train collisions occurring from 1997 through 2002. CAWG did not consider results of other investigations, reviews, and analyses of main track, or other types of collisions. CAWG results are specific to its data.

- Reviewing and discussing the operating practice and conditions involved in each case, and recording the information in the CAWG Database.
- Discovering meaningful and factual commonalities among cases.
- Making findings and recommendations based on these commonalities.

Collision 'Causality'

- CAWG developed an approach to collision 'causality' based on consideration of an often-complex combination of rail system operating characteristics, conditions, and events. In determining causality, CAWG does not attempt to rank these factors, usually expressed as Possible Contributing Factors (PCFs). CAWG views causality as a web of interrelated factors. CAWG found that collisions do not result from chance, randomness, or bad luck, but from identifiable human-factor issues having remedies in operating practices.

CAWG used the FRA's "Train Accident Cause Codes"² and its own defined codes as the basis for PCFs. As mentioned above, CAWG does not attempt to rank PCFs. Each collision was assigned as many PCFs as CAWG believed applied; however, the number of PCFs applied to a collision case did not go beyond the number necessary to capture the essence of the identified factors. CAWG avoided redundancies. Causal information not appropriately captured by a PCF was described in narrative form.

- Rarely are main-track train collisions the result of a single factor or cause. Review of the 65 collisions clearly establishes that most collision events are a combination of unrelated factors and deviations occurring at the same time, at the same location, and on the same train. Sometimes, these factors and deviations do not rise to the level of identifiable violations of operating rules, federal regulations, and/or industry standards; the greater the number of factors and deviations present, the greater the potential for a collision.

² Contained in Appendix C, pages 1-11, of the *FRA Guide for Preparing Accident/Incident Report*. Federal Railroad Administration. 1997.

Harm

- Eliminating main-track train collisions will prevent enormous harm. CAWG wants to emphasize that although the 65 collision cases are ‘accidents’ in the sense physical damage exceeded the Federal Railroad Administration defining monetary threshold, main-track train collisions often are associated with human casualties. The 65 main-track train collisions resulted in 16 fatalities and 531 injuries. There were 14 employee fatalities and 128 employee injuries, 2 passenger fatalities and 403 passenger injuries. (One passenger collision in Placentia, CA, No. 53³, accounted for all the passenger fatalities and 163 passenger injuries.) There was \$83,108,072 in track, signal, lading, and equipment damage. The most damage in one collision (Pacific, MO, No. 49) was \$7,855,920, average damage being \$1,278,586. There were 42 hazardous material cars derailed with four hazmat releases. Numerous other costs – direct, indirect, and opportunity – are associated with collisions, some calculable, some not.

Crashworthiness

- In its review, it was not the intent of CAWG to determine the crashworthiness of various locomotives; or relatedly the advisability of crews staying in, or jumping from, their locomotives given collision certainty. CAWG’s review and analysis did, however, create data of potential interest to those involved in locomotive crashworthiness.
- CAWG went as far as it could in evaluating the locomotive crashworthiness issue. While having enough collision cases, CAWG needed more specific knowledge on the crashworthy features of different versions of the S-580 standard locomotives. CAWG hopes its effort establishes a baseline useful to other groups assessing crashworthiness. (Refer to Federal Railroad Administration’s (FRA’s) Website.⁴)
- Additionally, CAWG believes its data and results should not influence a crew member’s jump-or-stay decision. Such decisions are based on many variables, not the least of which is speed.

Findings and Recommendations

Note: CAWG Findings and Recommendations are based solely on its analyses of information contained in the 65 main-track train collisions occurring from 1997 through 2002.

³ A CAWG No. is used to reference each collision case. A narrative summary of each case is included in this report, referenced by its CAWG No.

⁴ On Federal Railroad Administration’s (FRA’s) Website: Click on ‘Research and Development’, then ‘Research Reports’. Studies include DOT/FRA/ORD-02/03, DOT/FRA/ORD-01/23, DOT/FRA/ORD-95/08, and DOT/FRA/ORD-95/081 through 95/08V.

CREW COMPOSITION AND EXPERIENCE

Findings and Discussion: Crew Composition and Experience

For freight trains, the conductor and engineer work as a team. One member points out situations that may have escaped the other's attention. In theory, this team concept should prevent collisions, but on occasion collisions do occur. It is interesting to note that of the six Amtrak collisions in this study, four involved one person in the locomotive cab. Two of four cases (CAWG Nos. 2 and 44) may have been avoided if a second crew member was present in the cab. A third collision (CAWG No. 3) possibly could have been avoided with an additional member. In all three cases (CAWG Nos. 2, 3, and 44), the engineer was not asleep. CAWG found, in fact, extraneous circumstances played a role in these three cases.

Based on a small sample of 33 trains, an estimate of the percentage of conductors who have experience between 7 and 22 years is 21.2 percent. CAWG has surveyed other industry sources that suggest the percentage of conductors (road and yard) in this experience range could be as high as 42 percent. Conductors with 7 to 22 years experience were not crew members of any violating trains. This suggests conductors in this experience range fulfill their role as additional safeguards in preventing collisions of the CAWG's criteria type.

Recommendation: Crew Composition and Experience

CAWG cannot conclude conductors with fewer than seven years' experience are at a higher risk. However, when possible, an inexperienced crew member should be paired with an experienced crew member. Such pairing reduces the risk for the inexperienced crew member; but does not, as CAWG collision cases show in Table 5-4, increase the risk for the experienced crew member.

ALERTNESS

Findings and Discussion: Alertness

The methodology employed by CAWG in studying alertness includes: (1) defining alertness, for purposes of railroad operations, as to whether or not any action was taken; (2) examining available information concerning each crew member's sleep history, sleep period, work period, and time of event; and (3) consulting a sleep expert to independently evaluate CAWG's assessment of cases involving alertness.

After completing its review of each collision case, CAWG found that 19 of 65 cases – nearly 30 percent – involved alertness as a PCF.

Findings and Discussion: Alertness

Research indicates that degradation of employee alertness can lead to lapses in attention, slowed reactions, and impaired reasoning and decision-making that have been shown to contribute to accidents, incidents and errors in a host of industrial and military settings. Collectively, these effects have been described as 'fatigue' or 'impaired alertness'.

CAWG adopted a data driven approach that focuses on observable behaviors of alertness, i.e., attention to and appropriate responses to one's surroundings rather than the less exact term fatigue that has various meanings for different people. Some collisions appear to reflect impaired alertness since appropriate actions were not taken. Impaired alertness may be traced to a number of variables. Here the focus is on two main causes:

- Amount of sleep a person has had in the recent past
- Time of day

Many sleep experts believe the average person should obtain about eight hours of sleep per day to maintain peak alertness. Sleep induced impairments in alertness fall into two main categories. The first kind of problem occurs when a person does not get sufficient amounts of sleep each day, extending over a series of days. This produces what is called a sleep debt, a difference between the average amount of sleep actually obtained and the amount of sleep the person needs to maintain alertness. This may be caused by a number of factors including, but not limited to, problems obtaining sleep during off duty time (trying to sleep during the day or in an unfavorable environment), excessive work and associated work demands, such as commuting. Such chronic sleep debt factors may limit the amount of time to get sleep, compromise the quality of sleep or involved sleep disorder, such as sleep apnea. All of these factors can cause an accumulated sleep debt that can impair alertness.

The second kind of sleep problem occurs when a person has been awake more than sixteen hours since their last major sleep episode, called acute sleep debt. Ideally, people sleep eight hours a day and are awake for sixteen hours. Once the awake period exceeds sixteen hours, there is increasing pressure to go to sleep, which is reflected as a gradual loss of alertness and an increased potential for lapses. Problems from acute sleep debt can occur even when a person has been generally getting eight hours of sleep per day. A classic example of acute sleep debt can occur when a person awakens in the morning at 6 am after sleeping regularly from 10 pm to 6 am and does not take any naps prior to going to work in the evening. If work starts twelve hours after awakening and the work period is eight hours long, the person will have been awake for twenty hours at the end of the shift and may experience an acute impairment of alertness during the last half of the work period.

The time of day can induce problems with alertness because the human body has a biological rhythm that modulates alertness. People who are adjusted to day-time work are generally most alert during the hours from 8 am to 8 pm and experience impaired alertness between midnight and 6 am. This is called the circadian rhythm and is a property of many biological systems, including the brain. The exact timing of the rhythm can be changed by environmental factors. For example, when traveling to a new time zone, it can take many days for the rhythm to realign to the new time for sleep and wakefulness. If a person shifts from a day job to a night job, requiring sleep during the day, it may take many days or weeks for that person to adjust to that new routine. During the period of adjustment, the person will experience impaired alertness.

The two causes of impairments to alertness – sleep debt and time of day – are additive. A person working at four in the morning will be more impaired if also sleep deprived compared to a person at that same time who has been getting plenty of sleep and has been awake for only a few hours.

In summary, there are a number of variables that can impair alertness: chronic sleep debt, hours since awakening, and time of day. To determine the level of alertness impairment a crew member might experience, CAWG gathered evidence from numerous sources, including witness statements and interviews, event recorder data, and available work/rest histories of the crews. CAWG reviewed and analyzed each crew member's sleep history, sleep periods, work periods, and time of event.

After completing its review of each collision case, CAWG found that 19 of 65 cases – nearly 30 percent – involved alertness as a PCF. Realizing the importance of the alertness issue, CAWG asked Dr. Stephen Hursh, a sleep expert already working for FRA, to independently review CAWG's findings concerning each of the 19 cases. The expert corroborated CAWG's independent alertness evaluations. Material reviewed by Dr. Hursh originated from Federal Railroad Administration investigations, and in some cases National Transportation Safety Board investigations. CAWG then compared his alertness assessment with that of its independent findings, the result being that CAWG's methodology was determined sound.

Recommendation: Alertness

CAWG makes several general observations suggesting avenues for improvements in railroad industry habits and procedures to reduce the incidence of impaired alertness. First, working between midnight and 8 am is an operational necessity that entails an operational risk. This risk needs to be further recognized and countered by the railroad industry. The circadian impairment in alertness that occurs at this time of day is a biological fact. No amount of training, conditioning, or motivation can eliminate the risk of lapses in attention that can occur at these hours. Procedural innovations should be devised to create redundancy and error checking to counter this natural phenomenon.

CAWG believes adequate sleep leading up to night work and napping immediately prior to a night shift are important countermeasures for minimizing the effects of the circadian reduction in alertness occurring between midnight and 8 am. Getting this sleep is a shared responsibility of employees and management. The employees must be trained and encouraged to:

- Understand the importance of adequate sleep and good sleep hygiene.
- Make personal decisions to incorporate evening naps into their daily routines.
- Plan activities so sleep is properly timed to minimize both chronic and acute sleep debt.

Management has a major role in enabling these behaviors. Unexpected or unplanned calls to work in the evening make it difficult for employees to take naps in anticipation of an evening call. It is unrealistic to expect employees to take naps in the evening when the family is at home unless there is a reasonable expectation they will be called to work. In short, evening calls for night work should be as predictable as possible. An unexpected call in the morning for a day shift is almost never a problem for alertness because it usually follows a night of sleep and coincides with the up-swing in normal circadian alertness. Unexpected calls in the evening are precisely the opposite; the person has already been awake for ten to twelve hours and will experience acute sleep debt. The work shift will coincide with the downswing in circadian alertness. Operational procedures that increase the predictability of evening and night calls make it possible for employees to take necessary naps that minimize impairments to night-time alertness.

INTRA-CREW COMMUNICATION

Findings and Discussion: Intra-crew Communication

CAWG examined the interviews conducted and data reported for the crews, attempting to document each individual's performance of assigned duties during the time previous to the collision when track authority was exceeded and up to the actual impact, noting whether the crew member stayed aboard or jumped.

Recommendation: Intra-crew Communication

When there are two or more train and engine service employees in the cab of a locomotive, there should be an established process to ensure that every wayside signal, directive, instruction, and order is clearly and completely understood and properly executed by every crew member. Other activities must not interfere with the safe operation of the train. Particular attention to movement authority is needed when trains meet, one train overtakes another train, or when train operations occur in the vicinity of yards or industries where other train movements take place. There are ongoing crew resource management efforts.⁵

⁵ The FRA's Human Factors Research Program and the Office of Safety have jointly sponsored an extensive program of research and development on crew resource management (CRM) training in the railroad industry. The CRM program has four components: 1) a review of CRM training methods, the types of teams found in the railroad industry, and the matching of team types with the most appropriate CRM training methods; 2) the development of curricula appropriate for CRM training for crews in transportation crafts (locomotive engineers, conductors, dispatchers, switchmen, brakemen), engineering crafts (MOW, signal maintainers, electrical catenary crews), and mechanical crafts (machinists, electricians, pipe fitters, carmen); 3) the implementation and evaluation of a pilot training program at a Class I railroad; and 4) the development of a business case for CRM training in the railroad industry.

Reports on the components of the CRM program are under review and will be posted on the FRA website when approved for publication. In addition to these reports, training course materials for the transportation, engineering and mechanical crafts will also be available.

HIGH-RISK HOLIDAY PERIODS

Findings and Discussion: High-Risk Holiday Periods

While main-track train collisions have occurred at any time of year, based on the 65 collisions reviewed by CAWG, there are two high-risk periods for main-track train collisions:

- One week period bracketing Independence Day (July 4th.).
- Three-week period bracketing Christmas (December 25th) and New Year's Day (January 1).

In the six-year period 1997 through 2002, there were 10 collisions during the four-week (per year) holiday period. This exposure over the six-year period equals 24 weeks (6×4). Ten collisions over 24 weeks is an incidence risk of 0.42 collisions per week ($10 / 24 = 0.42$). The remaining 55 collisions occurring over the complementary six-year, 288-week period ($6 \times [52 - 4]$) corresponds to an incidence risk of 0.19 ($55 / 288 = 0.19$). The relative risk (RR) for the four-week holiday period is 2.21 ($RR = 0.42 / 0.19$). A statistical test applied to the differences in incidence risk indicated significance at the 95 percent level.

Reasons for the increased risk are not apparent from the review of the 65 main-track train collisions. If train traffic is reduced during the two holiday periods above, then the increase in risk during these four-weeks is more dramatic. Three other holiday periods – Memorial Day, Labor Day, and Thanksgiving – were not found to be at higher risk.

Recommendation: High-Risk Holiday Periods

The potential exists for the industry to better understand the reasons for the high-risk periods for main-track train collisions. Identifying the reasons could bring opportunities for prevention. Studies directed towards understanding should be undertaken. These studies need not be specific to main-track train collisions. Studies could include all human-factor related undesirable outcomes including collisions and employee casualties. These findings may identify and reduce risk during holiday periods.

The industry should alert employees to the increased risk during these periods.

END OF TRAIN DEVICES (EOT), 49 CFR Part 232, Subpart E

Findings and Discussion: End of Train Devices (EOT)

CAWG could find little evidence of testing and data collection on the effects of EOT activation in emergency train brake applications. How much stopping distance was actually saved by simultaneous application of the EOT? Obviously, train speed effects distance in feet. CAWG wonders whether it is proportional for speed, or if the percent

benefit in stopping distance saved is greater for higher train speeds. CAWG conducted a literary search for industry data on any available research and testing on this issue. CAWG was unable to establish any definitive research or studies.

CAWG canvassed the railroad industry with little success. A few railroads responded with experience, mostly anecdotal that with the existing train brake system, "The automated feature for the 2-way valve on the rear of the train has minimal affect on stopping distance. If the emergency application actually occurred simultaneously at both ends of the train (as simulations we performed were done to evaluate this issue) stopping distance is improved approximately 10 percent."

Recommendation: End of Train Devices (EOT)

Training programs should be created, conducted, and documented on a continuing regular basis to ensure engineers are able to instinctively activate the EOT when the train brakes are put into emergency. CAWG suspects that junior engineers are probably made aware and qualified during their training. More senior engineers are of greater concern to CAWG, since instruction and review of the practice must overcome years of experience without a two way EOT to activate. This shortcoming potential for more senior engineers may manifest itself under time-critical performance of operational duties. EOT training should be included in locomotive engineer evaluations and, when possible, in rule efficiency checks. Training should also include train crew awareness of whether or not the locomotive in the lead that they are operating will activate the EOT automatically; or whether it requires manual activation. This question becomes critical as more of the new locomotives come on line.

All locomotives ordered on or after August 1, 2001, or placed in service for the first time on or after August 1, 2003, shall be designed to automatically activate the two-way, end-of-train device to effectuate an emergency brake application whenever it becomes necessary for the locomotive engineer to place the train's air brakes in emergency. [from 49CFR Part 232.405(f)]⁶

Data driven simulation and actual research should be conducted and published for the railroad industry, and train crews in particular, to clearly understand the impact and importance of this issue; and the effects of EOT activation when the train brake is placed in emergency from the lead locomotive.

CRASHWORTHINESS

Findings and Discussion: Crashworthiness

Locomotive crashworthiness is important to the survivability of locomotive crews given that a collision has occurred. The intent of CAWG was not to determine the crashworthiness of various locomotives, or the advisability of crews staying in, or jumping from, the locomotive given collision certainty. However, from the review and analysis of the 65 collision cases, information was generated of likely interest to those

⁶ During the 1990s, prior to this requirement, several railroads had initiated this practice.

engaged in locomotive crashworthiness. CAWG wants to make those interests aware of this information now contained in the CAWG Database.

Some analysis, however, was performed. Logistic regression was used to analyze the risk of injury and fatality in collisions from the decision to jump from, or stay in, the locomotive. This multivariate technique controls for confounding variables while testing the effect of interest – whether the employee's decisions to exit or stay, given collision certainty, changed the risk of injury or fatality. Factors controlled for affecting the risk were: train speed, collision type, whether the locomotive was built to S-580 standards. The current S-580 standards are contained in the Appendix. CAWG again stresses that crashworthiness was not a study purpose, and its review and analytical methods did not include a study design to best capture crashworthiness information.

The analysis produced the following results:

- The probability of injury was greatly affected by the decision to exit or stay with the locomotive. Eighty-seven percent of employees who exited the locomotive were injured compared to 51 percent who stayed with the locomotive.
- There was no significant indication in the data that the decision to exit or stay with the locomotive changed the likelihood of fatality. The probability of a fatality was greatly affected by train speed.

Recommendation: Crashworthiness

CAWG suggests that future groups studying crashworthiness may find our efforts of some use as a baseline point as enhanced safety equipment and changes brought on by the continued development of S-580 standards. (Refer to Federal Railroad Administration's (FRA's) Website.⁷)

OPERATING METHODS

Findings and Discussion: Operating Methods

CAWG compared collisions occurring in Traffic Control System (TCS) territory to those occurring in train order territory⁸ (e.g. track warrant territory). The purpose of the comparison was to determine whether the number of collisions per million train miles is different in one type of territory versus another. The comparison was difficult to conduct because the current accident reporting form does not have a consistent process of reporting methods of operations. (See the finding on accident reporting below.)

⁷ On Federal Railroad Administration's (FRA's) Website: Click on 'Research and Development', then 'Research Reports'. Studies include DOT/FRA/ORD-02/03, DOT/FRA/ORD-01/23, DOT/FRA/ORD-95/08, and DOT/FRA/ORD-95/08I through 95/08V.

⁸ Train order territory is defined herein as territory within which written authority is required for train movements.

After considerable review and discussion, CAWG was able to determine the method of operation for all collisions. Table E-1 shows 45 CAWG collisions in TCS territory and 12 collisions for train order territory.⁹ The remaining 8 collisions occurred in other situations.

Table E-1. Collisions by Territory Type

Territories from Volpe Center Study	Train Miles From Volpe Center Study	CAWG Collisions	Collisions per million Train Miles
Auto	44,220,891	6	
CTC	300,580,358	<u>39</u>	
Total for TCS	344,801,249	45	0.131
ABS	80,773,696	8	
Dark	58,600,600	<u>4</u>	
Total for Train Orders	139,374,296	12	0.086
Interlockings, Yard Limits, Form Bs	-----	8	-----

Using estimated train miles by territory from a Volpe Center study,¹⁰ CAWG was able to form an estimated collisions per million train miles for each type of territory. The collision rate for train order territory, 0.086, is not higher than the collision rate, 0.131, for TCS territory. CAWG expected the number of collisions per million train miles for train order territory¹¹ to be significantly higher than TCS territory, so this is a surprising result. Most expected the additional computer assisted data and information developed with TCS to reduce exposure unique to train order territory, where additional manipulation and oversight by crew members is required; and thus, train order territory would be expected to be subject to additional human failure.

Two study limitations may account for this unexpected result:

⁹ As mentioned, *Train order territory* is defined herein as territory within which written authority is required for train movements.

¹⁰ *Base Case Risk Assessment: Data Analysis & Tests*. Study done by the John Volpe National Transportation Systems Center for the Office of Safety, Federal Railroad Administration. RSAC/PTC Working Group Risk 2 Team, Updated April 19, 2003.

¹¹ As mentioned, *Train order territory* is herein defined as territory within which written authority is required for train movements.

- CAWG collisions do not represent all collisions.¹² For example, CAWG selected only those collisions having an FRA HQ investigation number; and from those, collisions where trains exceeded authority. Situations where crews improperly gave up authority, such as misaligning a manual switch, are not covered by CAWG.
- Collisions for 2003 and 2004 are not covered in this report. Adding CAWG collisions for these years could change the estimated collision rates in a significant way.

A PCF profile of the two types of territories sheds light on the different collision rates associated with the two territories (Table E-1).

In train order territory, Table E-1 identifies problems with intra-crew communication in 4 of the 12 cases; this is a significantly higher ratio than the corresponding ratio for TCS of 5 out of 45 cases.

Table E-1 also shows all collisions where at least one employee was asleep occurred in TCS territory. Table E-1 indicates alertness is more of a risk factor in this type of territory. The 12 cases in train order territory did not identify any employee being asleep. This risk factor may partially explain why TCS territory does not exhibit a lower CAWG collision rate than train order territory.

Recommendation: Operating Methods

CAWG suggests a potential finding of differences in crew alertness between TCS and train order territory, but does not make a recommendation.

COLLISION INVESTIGATION AND REPORTING

Findings and Discussion: Collision Investigating and Reporting

Collect Human Factor Data

After reviewing the first 14 collision cases, CAWG decided to rate the quality of the Federal Railroad Administration's investigation. Seven cases (14 percent) were rated 'very good'; 26 (50 percent), 'good'; 17 (34 percent), 'fair'; and 1 (2.0 percent), 'marginal.'

Those cases rated as either very good or good contained detailed information concerning each employee's work history, experience, training, the level of management oversight, and work/rest histories going back at least 10 days. Those cases rated fair or marginal by CAWG did not contain many of the items listed for various reasons. These findings led CAWG to discuss how FRA conducts a collision investigation, what is required, and why FRA does not, as a rule, investigate and document an employee fatality as the result of a

¹² The Volpe Center study formed rates by territory from approximately 800 collisions. These collisions were selected based on being preventable by a Level 3 PTC system and having total damages exceeding the FRA's monetary reporting threshold.

human factors collision with the same level of thoroughness as an employee on duty fatality (FE).

Where human factor issues were not fully developed in cases, CAWG felt that “root cause analysis,” with accurate conclusions and beneficial recommendations, could not always be clearly established. However, since the end of the CAWG study period (2002) additional training has been provided for FRA Inspector forces; and regional management has been re-trained on Accident/Incident Investigation Review. This effort, along with personnel changes at FRA’s Accident Analysis Branch have led, in many cases, to a more comprehensive and standardized final report, particularly over the last four years. Additionally, the FRA and some railroads are in the process of developing new human factor tools that have the potential to be useful when applied to accident/incident investigation.

Recommendation: Collision Investigating and Reporting

Collect Human Factor Data

FRA should identify and document all relevant human factor data. This data includes crew members’ experience on the territory where the collision occurred, their age, experience in craft, and railroad seniority of each of the crew members in the collision (striking and struck crews). A work/rest history that clearly indicates off and on-duty times for both train crews and accompanying paperwork on how off duty time was spent, if possible, should go back a minimum of 10 days. CAWG recommends a review of management oversight for all of the violating train crew-members. The oversight should include training results and a review of the number of efficiency tests performed on each crew member during the last 6 months, the number directly related to the incident and the number of tests passed and failed.

Findings and Discussion: Collision Investigating and Reporting

Update CAWG Database

The experience gained by the Switching Operations Fatality Analysis (SOFA) Working Group (SWG) development and analysis of a data matrix was valuable to the CAWG’s work and endeavors. The SWG entered detailed information on the 76 switching fatalities upon which its October 1999¹³ study was based, into a Microsoft® Excel spreadsheet. By continuing to review and add switching fatalities to its ‘SOFA Matrix’, the SWG created retrievable, electronic records of 124 fatalities. Integrating the information on the additional 48 switching fatalities with that of the original 76 fatalities allowed the SWG to further identify additional operational exposures to fatalities, in the form of Special Switching Hazards, to employees engaged in switching operations. CAWG would benefit from additional case analysis.

Recommendation: Collision Investigating and Reporting

Update CAWG Database

The CAWG Database allows for quick retrieval and querying of information on the 65 main-track train collisions occurring from 1997 through 2002. CAWG recommends that its Database be updated for 2003 and 2004 collisions meeting the established criteria.

¹³ *Findings and Recommendations of the SOFA Working Group. October 1999.*

Additional years of information will allow for up-to-date querying to determine present risk factors and commonalities with past collision events.

Findings and Discussion: Collision Investigating and Reporting
Reporting Signal Information

CAWG notes that some collisions occurred in territory where the transiting train encountered the sequence GREEN, YELLOW, RED. CAWG considered the benefit of a fourth signal: FLASHING YELLOW, or two consecutive YELLOWS, giving a greater advanced warning time to an absolute stop signal. Changes in the configuration of existing signals may have provided beneficial results to safe operations in some of the collisions reviewed. However, the data files, which CAWG had available and reviewed, did not contain sufficient data and information on signal systems to establish and/or evaluate. Therefore, CAWG could not make a determination about the collision-prevention value, if any, of a four- signal sequence as opposed to a three.

Many cases contain information about crew members' perceptions of signal aspects prior to a collision. This information was derived from testimonies taken from those affected during post-collision interviews. Given that Distant Signals (the signal preceding a Home Signal) are not routinely equipped with recording devices and therefore cannot create a record of what aspect the Distant Signal was displaying, the investigation regarding specific signal aspects preceding the collision is based upon the testimonies of carrier officials, affected train crew members, signal tests that have been performed on the signals in question and information gleaned from data and event recorders at the Control Point or Interlocking where the collision took place. When these tests and signal reports contradict the crew member's testimony, it is assumed that the crew member did not correctly remember the signal indication. It appears that at times, detailed information on signal issues is not identified, collected, documented, and reported. Until this information is systematically collected, a system wide database cannot be developed capable of being queried regarding the number of collisions occurring in three signal-sequence territory, as opposed to the number occurring in territory equipped with a four sequence-system. Without this level of relevant information and data, CAWG believes that future working groups will be unable to establish specific conclusions and effect meaningful safety improvements.

Recommendation: Collision Investigating and Reporting
Reporting Signal Information

In an effort to build a reliable data base, CAWG recommends that reporting of post incident testing involving signal systems include information on the type of signal system, model number of signal apparatus, and aspects from each signal. Aspect information should be gathered from an adequate number of signals to clearly identify all those relevant to the incident. Signal apparatus information should include the type and number of heads located on each signal mast.

Finding and Discussion: Collision Investigating and Reporting
Reporting Method of Operations

CAWG found inconsistencies regarding the entries made to field number 30 (Methods of Operation) on form *FRA F6180.39* used by FRA Investigators to record objective data about the accident they are investigating. Often, commingling signal authority with safety overlays. For instance, a train operating in Traffic Control System (TCS) territory will also be governed by automatic block signals; therefore, it is redundant to use both the “e” and the “g” codes. Further, the practical difference between “I”-Timetable/train order, “j”-Track warrant, and “k”-Direct traffic control is negligible when annotating a block used to indicate a “method of operation” and could certainly be spelled out later on in the report if necessary to clarify why the accident occurred as the result of one of these methods of operation and may not have happened using another.

CAWG invested considerable effort to convert the reported codes into a framework that was useful for analysis.

Recommendation: Collision Investigating and Reporting
Reporting Method of Operations

FRA should review block 30 on the most recent form *FRA F6180.39* (Revised July 2003) and determine which methods of operation belong in the block, which methods of operation should be combined, and which methods should be removed. CAWG believes FRA would create a more standardized and efficient way of sorting on the method of operation in effect at the time of the incident.

OVERVIEW

In June 2002, Allan Rutter, then Administrator for the Federal Railroad Administration, proposed creation of the Collision Analysis Working Group (CAWG) for the purpose of reviewing main-track train collisions with the intent of making preventive findings and recommendations should the facts warrant.

CAWG held its first meeting on July 17-18, 2002, and its final meeting on February 9-11, 2005. During the intervening period, CAWG met 26 times to review and analyze 65 main-track train collisions and to develop findings and recommendations based on the commonality of facts. Often these collisions resulted in personal injuries or fatalities. This study discusses the review and analysis of the 65 main-track train collisions, the principles upon which this process was based, and the findings and recommendations thought helpful in preventing similar occurrences.

Because of continuing fatalities to employees engaged in switching operations, CAWG members, all who serve as Switching Operations Fatality Analysis Group representatives, suspended their CAWG work and researched, analyzed, and wrote the report *Findings and Recommendations of the SOFA Working Group: August 2004 Update*, as well as releasing other switching operations safety information.

1. INTRODUCTION

1.1 CAWG Scope

CAWG reviewed and analyzed 65 main-track train collisions occurring from January 1997 through December 2002. These collisions, of both freight and passenger trains, involved human-factor issues. In this study, the review and analysis process is described and findings and recommendations, based on commonalities, are given to prevent future main-track train collisions.

1.2 Background of CAWG

Federal Railroad Administrator Allan Rutter proposed on June 4, 2002, that a Collision Analysis Working Group (CAWG) be established to review and analyze main-track train collisions and make safety findings and recommendations based on commonalities – should the facts warrant. This proposal provided the railroad industry with a unique opportunity to re-examine relevant safety policies and practices. Administrator Rutter encouraged participation from representatives of the railroad industry.

Holding its first meeting on July 17-18, 2002, in Alexandria, VA, CAWG initially agreed to review 49 collisions where human factors contributed to trains exceeding their authority by (1) passing a stop signal; (2) failing to comply with a signal requiring restricted speed; (3) entering territory without a train order, track warrant, or direct traffic control authority. These 49 main-track train collisions occurred during a five-year period from January 1, 1997 through December 31, 2001.

Subsequently, at its August 2003 meeting, CAWG expanded the number of collisions it would review, by adding the 16 qualifying main-track train collisions occurring in 2002. The decision was based on two factors. First, to increase the number of collisions being reviewed so any commonalities would become more apparent; and second, to make the findings and recommendations contained in this study as current as possible. CAWG believes these 65 collision cases are enough to find meaningful commonality while not unduly delaying collision-avoiding information from reaching the railroad industry.

The first collision case reviewed by CAWG occurred on July 2, 1997 at Kenefick, KS, No. 1. (*CAWG No.s*, indicating the review order, are used to uniquely reference each case.) The most recent collision reviewed occurred on November 5, 2002 at Valley Pass, NV, No. 65. Cases were not necessarily reviewed in chronological sequence of occurrence. A narrative summary of each collision case is included in the next section of this study, referenced by its CAWG No.

Each of the six years, 1997 through 2002, contains all the main-track train collision cases that met CAWG's selection criteria described below. However, all of the 2003 investigations were not completed when the review of these 65 cases was finished.

CAWG felt extending the publication date of this study would unduly delay this collision-avoiding information from reaching the railroad industry. CAWG stresses that many collisions were associated with human casualty both to railroad employees and passengers, a fact re-emphasizing the importance of timely dissemination of prevention information.

Because of continuing fatalities to employees engaged in switching operations, CAWG members, all who serve as Switching Operations Fatality Analysis Group representatives, wrote and issued the report *Findings and Recommendations of the SOFA Working Group: August 2004 Update*, as well as releasing other switching operations safety information.

1.3 Objectives

CAWG's main collision review and analysis provides the railroad industry with an opportunity to re-examine its safety policies and practices based on commonality of facts found among the 65 collisions.¹⁴ Taking note of the findings and recommendations will ensure reasonable precautions are taken to prevent future collisions.

1.4 Methods

Selection criteria

CAWG's review and analytical methods consisted of case selection based on a series of main-track train collisions occurring, 1997 through 2002, involving human factor issues:

- Collisions must have been assigned a FRA HQ investigation number. All Amtrak collisions are assigned a FRA HQ investigation number. Note, not all freight collisions receive a FRA HQ investigation number. Thus, the 65 selected main-track train collisions consist of all Amtrak collisions plus the major freight collisions assigned a FRA HQ investigation number, occurring during the study period.
- Each collision must occur during main-track train operations. Thus, yard collisions are eliminated. Yard collisions may result from different factors than main-track train collisions.

¹⁴ Contemporary accident investigation goes beyond the simplistic approach of blaming the accident on the operator(s) and moves toward a comprehensive analysis where human error is seen as a symptom of deeper trouble. In this procedure, an accident event is an opportunity to recognize that human error is the starting point for an investigation. The investigation ought to reveal how human error is systematically connected to the tools, tasks, operations, and organizational environment.

- Except for passenger trains,¹⁵ each collision must involve a train having at least two crew members on the locomotive consist. Collisions occurring during switching operations and miscellaneous one-person train crews are eliminated.
- Each collision must involve a train exceeding its authority by (1) passing a stop signal; (2) failing to comply with restricted speed; and/or (3) entering territory without train order, track warrant, or direct traffic control authority. Thus collisions resulting from vandalism and adjacent track events are eliminated.

Review process

After selecting 65 cases meeting its criteria, CAWG reviewed and discussed each case. CAWG members were assigned cases as 'homework' to become familiar with, and present a case description at the next CAWG meeting. Case information was derived from Federal Railroad Administration investigations and, in some instances, National Transportation Safety Board investigations.

During the presentation, quantitative and narrative case information was entered into a Microsoft® Access database that came to be known as the 'CAWG Database.' Descriptive information entered included:

- Collision location, time, weather;
- Operating conditions noting any special restrictions;
- Consist characteristics noting any defects; and
- Crew description and location during the time previous to the collision when authority was exceeded and up to the actual impact, noting whether crew stayed onboard or jumped.

Appendix H provides a full listing of data elements used. After entering the detailed description information for each of the 65 collision cases, CAWG began its discussion of commonalities and causality, the latter often expressed as Possible Contributing Factors (PCFs). CAWG's approach to causality, based on PCFs, is discussed below along with coding conventions to capture, in retrievable form, key aspects of causality.

Analysis – searching for commonalities

As mentioned, once review of the 65 cases was completed, and a quality check made of the information contained in the CAWG Database, the process of discovering commonalities began. The CAWG Database, with its Boolean¹⁶ search and retrievable

¹⁵ Qualifying passenger train collisions are included even though many passenger trains are operated with a lone engineer. The criteria concerning "at least two crew members on the locomotive consist," to eliminate switching operations, does not apply to these types of movements.

¹⁶ Boolean searches allow the joining of simple searches or queries by the words *and*, *or* and *not*. For instance, the CAWG Database can retrieve information on collisions occurring between 4 and 6 am, *and* involving crews with less than five-years experience *or* more than thirty-years experience, but *not* the result of extreme environmental conditions.

characteristics, allowed quick calculation and display of commonalities among the 65 collision cases without interrupting CAWG's flow of discussion and analysis. CAWG, based on the consensus of its members, developed findings and recommendations from the commonality of information contained in the CAWG Database. CAWG findings and recommendations in general involve human factor issues: alertness including work/rest and shared crew responsibility issues, crew experience and optimal makeup based on that experience, and operation procedures and methods.

1.5 CAWG's Approach to Causality

CAWG developed an approach to collision 'causality' based on consideration of an often complex combination of rail-system operating characteristics, conditions, and events.¹⁷ CAWG in determining causality does not attempt to rank these factors, usually expressed as Possible Contributing Factors (PCFs).

CAWG used the FRA's "Train Accident Cause Codes"¹⁸ and its own defined codes as the basis for PCFs. Each collision was assigned as many PCFs as CAWG believed applied; however, the number of PCFs applied to a collision case did not go beyond the number necessary to capture the essence of the identified factors. CAWG avoided redundancies. As mentioned above, CAWG does not attempt to rank PCFs. Causal information not appropriately captured by a PCF was described in narrative form.

1.6 Study Limitations

CAWG recognizes its review of 65 main-track train collisions contain limitations to the type and depth to which safety-related issues were explored. Such limitations apply to crashworthiness, alertness, crew resource management, and other subject areas affecting safe operations. Safety studies, in general, make advances to existing knowledge and with additional information and thought undergo modification. As such, this study offers the opportunity for subsequent safety groups and subject-matter experts to improve operating practices by exploring in depth the issues raised in, and related to, this study.

1.7 Results

Findings and recommendations made in this study apply to main-track train collisions and not yard, highway-rail, or switching operation collisions. Rarely are main-track train collisions the result of a single factor or cause. Review of the 65 collisions clearly establishes that most collision events are a combination of unrelated factors and deviations occurring at the same time, at the same location, and on the same train. Sometimes, these factors and deviations do not rise to the level of identifiable violations

¹⁷ Contemporary accident investigation goes beyond the simplistic approach of blaming the accident on the operator(s) and moves toward a comprehensive analysis where human error is seen as a symptom of deeper trouble. In this procedure an accident event is an opportunity to recognize that human error is the starting point for an investigation. The investigation ought to reveal how human error is systematically connected to the tools, tasks, operations, and organizational environment.

¹⁸ Contained in Appendix C, pages 1-11, of the *FRA Guide for Preparing Accident/Incident Report*. Federal Railroad Administration. 1997.

of operating rules, federal regulations, and/or industry standards; the greater the number of factors and deviations present, the more likely a collision.

1.8 Importance of Collision Prevention

Eliminating main-track train collisions will prevent enormous harm. CAWG wants to emphasize that although the 65 collision cases are 'accidents' in the sense physical damage exceeded the Federal Railroad Administration defining monetary threshold, main-track train collisions often are associated with human casualties. The 65 main-track train collisions resulted in 16 fatalities and 531 injuries. There were 14 employee fatalities and 128 employee injuries, 2 passenger fatalities and 403 passenger injuries. (One passenger collision in Placentia, CA, No. 53, accounted for all the passenger fatalities and 163 passenger injuries.) There was \$83,108,072 in track, signal, lading, and equipment damage. The most damage in one collision (Pacific, MO, No. 49) was \$7,855,920, average damage being \$1,278,586. There were 42 hazardous material cars derailed, and four hazmat releases. Numerous other costs – direct, indirect, and opportunity – are associated with collisions, some calculable, some not.

2. SIXTY-FIVE MAIN-TRACK TRAIN COLLISIONS

2.1 Overview

This study is based on the Collision Analysis Working Group (CAWG) review of 65 collisions occurring from January 1997 through December 2002. The selection criteria for those collision cases are described below. Information from the review and analysis was entered into the CAWG Database, allowing for quick retrieval and querying of information as an aid in establishing commonalities. CAWG's intent is to ensure that subsequent main-track train collisions will be added to the CAWG Database, thereby allowing for up-to-date analysis. A narrative summary of each of the 65 cases is presented at the end of this section.

2.2 Selection Criteria

CAWG's selection criteria for the 65 main-track train collisions was presented in the Introduction and is repeated here for reference:

- Collisions must have been assigned a FRA HQ investigation number. All Amtrak collisions are assigned a FRA HQ investigation number. Note, not all freight collisions receive a FRA HQ investigation number. Thus, the 65 selected main-track train collisions consist of all Amtrak collisions plus the major freight collisions assigned a FRA HQ investigation number, occurring during the study period.
- Each collision must occur during main-track train operations. Thus, yard collisions are eliminated. Yard collisions may result from different factors than main-track train collisions.
- Except for passenger trains,¹⁹ each collision must involve a train having at least two crew members on the locomotive consist. Collisions occurring during switching operations and miscellaneous one-person train crews are eliminated.
- Each collision must involve a train exceeding its authority by (1) passing a stop signal; (2) failing to comply with restricted speed; and/or (3) entering territory without train order, track warrant, or direct traffic control authority. Thus collisions resulting from vandalism and adjacent track events are eliminated.

¹⁹ Qualifying passenger train collisions are included even though many passenger trains are operated with a lone engineer. The criteria concerning "at least two crew members on the locomotive consist," to eliminate switching operations, does not apply to these types of movements.

2.3 Collision Case Summaries

The 65 main-track train collision cases are listed in Table 2-1 in chronological order. Each case was assigned a CAWG reference number. These numbers were assigned in the order the cases were reviewed, which is slightly different from the chronological occurrence of the collisions.

Table 2-1. Sixty-Five Main-Track Train Collisions, 1997 through 2002

#	Location	Date	CAWG No.	#	Location	Date	CAWG No.
1	Lagro, IN	05/31/97	6	34	Kenner, LA	12/21/00	29
2	St. Albans, WV	06/07/97	7	35	Malden, TX	12/21/00	30
3	Kenefick, KS	07/02/97	1	36	Woodburn, IA	12/27/00	31
4	Hummelstown, PA	09/29/97	5	37	Racine, MO	01/14/01	38
5	North Bay, CA	10/16/97	8	38	Syracuse, NY	02/05/01	3
6	Borderland, WV	10/23/97	9	39	Carlisle, OH	02/17/01	39
7	Houston, TX	10/25/97	10	40	Richmondville, NY	04/09/01	40
8	Navasota, TX	10/29/97	12	41	Glenwood, IA	08/18/01	41
9	Welka, AL	11/02/97	13	42	Ransom, IL	08/20/01	42
10	Alvord, TX	11/03/97	4	43	Jacksonville, TX	09/07/01	43
11	W. Memphis, AR	12/14/97	11	44	Hallsville, TX	09/11/01	44
12	Herington, KS	03/23/98	14	45	Wendover, UT	09/13/01	45
13	Butler, IN	03/23/98	15	46	Andersonville, MI	11/15/01	46
14	Creston, IA	03/28/98	16	47	Mayfield, OH	11/28/01	47
15	Orin, WY	09/12/98	17	48	Pacific, MO	12/13/01	49
16	Stryker, OH	01/17/99	18	49	Kenner, LA	12/15/01	50
17	Momence, IL	03/23/99	19	50	Bradford, IL	01/01/02	51
18	Mt. Pleasant, TX	04/15/99	20	51	La Porte, IN	02/03/02	52
19	Jacksonville, FL	07/01/99	2	52	Placentia, CA	04/23/02	53
20	Palm Springs, CA	07/05/99	21	53	Douglas, WY	05/11/02	54
21	Perkins, WY	07/22/99	32	54	Clarendon, TX	05/28/02	55
22	Clinton, IA	08/11/99	33	55	Aurora, IL	06/12/02	56
23	Wickes, AR	09/13/99	34	56	Leesburg, TX	06/16/02	57
24	Cumberland, MD	09/20/99	35	57	Baltimore, MD	06/17/02	58
25	Waldeck, KS	11/13/99	36	58	North Platte, NE	06/19/02	59
26	Fullerton, CA	11/18/99	37	59	Jamaica, NY	06/22/02	60
27	Tyrone, OK	06/01/00	22	60	San Bernardino, CA	06/30/02	61
28	Cincinnati, OH	09/04/00	23	61	Vader, WA	09/15/02	62
29	Kingman, AZ	09/16/00	24	62	Reddick, IL	10/10/02	63
30	Bellemont, AZ	10/31/00	25	63	Des Plaines, IL	10/21/02	64
31	Yarmony, CO	11/04/00	26	64	Valley Pass, NV	11/05/02	65
32	Laredo, MO	11/20/00	27	65	Sweeney, TX	12/06/02	48
33	Murray, NE	12/18/00	28				

Narrative summaries, written by CAWG, for each of the 65 collision cases are presented below. Summaries of 2003 and 2004 collision cases, qualifying for CAWG review, are also given. As mentioned, the 2003 cases for which some investigations had been completed, and the 2004 cases, were not reviewed to allow for timely release of the study's findings and recommendations.

CAWG No. 1 Kenefick, KS

02-Jul-97

At about 0215, in CTC territory, a westbound freight train moving at 1-2 mph struck the side of a 70 mph eastbound freight train six cars behind the engine at the west end of the controlled siding at Kenefick, near Delia, KS. A serious diesel fire engulfed hazmat cars that were derailed. 1500 people were evacuated. The engineer on the westbound train died in the collision.

CAWG No. 2 Jacksonville, FL

01-Jul-99

At 0309, a southbound passenger train attempting to pass through a three-mile long temporary DTC block, where a signal suspension was in effect, ended up striking the side of a northbound passenger train which was taking the siding at 13 mph through a hand-throw switch. The lone engineer on the southbound train attempted to communicate with switch tenders inside the signal suspension territory via radio to comply with the requirement in a General Bulletin while maintaining the 59 mph track speed and failed to stop at the first operational controlled signal at the south end of the suspension where the northbound train was diverging.

CAWG No. 3 Syracuse, NY

05-Feb-01

At 1140, a passenger train that had just made a crew change, accelerated to 59 mph before passing a signal that required restricted speed. The passenger train collided with the rear end of a freight train that was standing on a right hand curve. The lone engineer had distracted himself while running by turning and reaching down into his grip. One of two locomotives and four of the five passenger cars were derailed.

CAWG No. 4 Alvord, TX

03-Nov-97

At about 1210, a relatively inexperienced engineer and a conductor with less than one year of experience operated a loaded coal train in TWC/ABS territory. Due to an obstructed brake pipe, the air brakes on the striking train failed to stop the train at the end of its authority. The rear-end collision with an empty coal train occurred at a speed of approximately 15 mph. Both crew members jumped prior to impact and received only minor injuries.

CAWG No. 5 Hummelstown, PA

29-Sep-97

At 1745, a 13,000-ton freight train collided with a standing light engine. Before the collision, the engineer on the striking train put his train in emergency and followed the conductor out the rear door of the locomotive. The conductor was killed in the ensuing collision. The lens of the previous signal was later discovered to be discolored by water in the signal head and reenactments of the incident showed that the signal was displaying a "phantom" aspect.

CAWG No. 6 Lagro, IN**31-May-97**

At about 740, a westbound train with a crew which had been on duty for over 11 hours passed a stop signal at the west end of a controlled siding and struck the side of an eastbound train at a speed of about 9 mph. The conductor sustained minor injuries.

CAWG No. 7 St. Albans, WV**07-Jun-97**

At 2205, an 8100-ton eastbound mixed freight train being operated by an experienced engineer and a qualified conductor (with a student conductor on board), struck the rear end of an eastbound coal train standing just beyond an intermediate signal. An Approach Signal was displayed 1.4 miles from this Restricted Proceed grade signal. The speed at the time the striking train went into emergency was 39 mph. Speed at impact was approximately 30 mph. The rear car of the standing train climbed the nose of the striking locomotive and the engineer was killed. Hazmat was released from a punctured tank car and a fire ensued.

CAWG No. 8 North Bay, CA**16-Oct-97**

At about 1500 on October 16, 1997, after waiting five minutes, a local switcher with two locomotives and 15 cars entered the main on TWC authority in ABS territory at a hand-throw switch. The crew exceeded restricted speed and was unable to stop short of a standing cut of cars set out on the main without authority at the next station east of them. Speed at impact was 22 mph. Two platforms of a five-car articulated set were derailed.

CAWG No. 9 Borderland, WV**23-Oct-97**

At 1305 hours, a westbound train being operated by a student engineer (under the guidance of a qualified engineer) failed to stop at a crossover in Traffic Control territory and ran out into the path of a 12,000-ton eastbound coal train approaching the crossovers on a diverging-clear signal. The westbound train was stopped when the collision occurred. All crew members jumped and several received serious injuries.

CAWG No. 10 Houston, TX**25-Oct-97**

At 1450 hours, a westbound train collided head-on with a standing eastbound train in CTC territory. The westbound train crew passed an Approach Signal and was attempting to slow the train but an obstruction in the brake pipe of the fourth locomotive on the striking train prevented the proper operation of the air brakes.

CAWG No. 11 West Memphis, AR**14-Dec-97**

At 0455 hours, a westbound freight train struck the side of a southbound freight train at an automatic interlocking in CTC territory (CTC for both railroads). The westbound, very experienced engineer had made several small brake pipe reductions while in idle, but failed to put the train into emergency soon enough to stop short of the absolute stop signal. He did induce an emergency application with the EOT device just before impact at 13 mph.

CAWG No. 12 Navasota, TX**29-Oct-97**

At 0420 hours, a southbound freight train collided with the rear end of a southbound freight train that had stopped in CTC territory to do work. The striking train hit the

standing train at a speed of 25 mph derailing the rear car of the standing train, the two striking locomotives, and ten cars of the striking train. No one was seriously hurt on either train.

CAWG No. 13 Welka, AL

02-Nov-97

At 1013 hours, an engineer operating a two locomotive light consist from the trailing end collided with the rear end of a train which was standing on a curve. The striking train had come out of a passing track after having been run around. The crew of the striking train had not changed ends when reversing direction after a switching move and poor communication contributed to this collision.

CAWG No. 14 Herington, KS

23-Mar-98

At 1055 hours, a westbound manifest freight train struck the rear end of a westbound intermodal train. A crimped air hose on the seventh car was found to have restricted airflow when the engineer attempted to slow down for the yellow and flashing red signals. The restricted brake pipe interfered with the train's braking power; and the rear end device was not activated from the head end.

CAWG No. 15 Butler, IN

25-Mar-98

At 0448 hours, a southbound freight train struck the side of an eastbound freight train where the two railroads intersected. The speed at impact was 30 mph. A student engineer was running from the controlling locomotive that had its long nose forward. The conductor on the striking train was killed after jumping from the rear catwalk just before the collision.

CAWG No. 16 Creston, IA

28-Mar-98

At 1035 hours, an empty westbound coal train struck the rear of a preceding standing empty westbound coal train at a speed of 30 mph while operating through yard limits on the main. The engineer placed the train into emergency approximately 20 seconds prior to impact, at a speed of 50 mph, but did not activate the EOT from the head end.

CAWG No. 17 Orin, WY

12-Sep-98

At 2035 hours, an eastbound loaded coal train (16,000 tons) collided with the rear end of a standing loaded coal train at a speed of 35 mph. Inexperience and territorial unfamiliarity induced the engineer of the striking train to operate without regard for the for the grade, the signals, and his ability to stop the train in accordance with signal indications. The conductor did not sufficiently monitor the engineer's performance.

CAWG No. 18 Stryker, OH

17-Jan-99

At 0158 hours, while operating in dense fog, a westbound freight train moving at 56 mph struck the rear end of a freight train moving at a speed of less than 10 mph. Event recorder data showed no braking activity prior to impact. The engineer and conductor on the striking train were killed.

CAWG No. 19 Momence, IL

23-Mar-99

At 0703 hours, an eastbound freight train struck a southbound freight train from another railroad at a railroad crossing at grade at a speed of 2 mph. The engineer had been qualified for approximately two years. The conductor was a 32-year veteran working his assigned pool.

CAWG No. 20 Mt. Pleasant, TX

15-Apr-99

At 1230 hours, a crew with very little time left to work failed to stop their freight train short of the rear end of a standing train near the place where they were supposed to get their 12-hour relief. After the engineer put the train into emergency, the conductor, the engineer, and the student engineer on the striking train jumped prior to impact and sustained minor injuries.

CAWG No. 21 Palm Springs, CA

05-Jul-99

At 0140 hours, westbound intermodal train ran by a stop signal at the west end of a controlled siding and into the path of an eastbound manifest freight train. The westbound came to a stop before the eastbound collided with the violating train. All four crew members were able to jump prior to impact. The engineer on the eastbound train received severe injuries during his fall.

CAWG No. 22 Tyrone, TX

01-Jun-00

At 1805 hours, an eastbound road switcher left a siding in DTC single-track, ABS territory ahead of a following intermodal train. The following train crew was attempting to get block authority ahead as they were approaching the west end of the siding. The struck train crew did not wait 5 minutes after lining the east switch and it was designated as the violating train.

CAWG No. 23 Cincinnati, OH

04-Sep-00

At 0815 hours, a two-person freight-train crew collided on main number two of three main within traffic control territory, with the rear of a stopped freight train. The striking freight train crew miss-interpreted a restricting signal as an approach indication, striking the stopped train. In addition to the damage of the striking and struck train, wreckage impacted and damaged two moving trains on the other two main tracks which both were moving in the same direction. No injuries were reported.

CAWG No. 24 Kingman, AZ

16-Sep-00

At 2245 hours, a freight train, with a two person crew, struck the rear of a stopped light engine consist while operating on double main in traffic control territory while an opposing train passed the site. The light power was stopped short of a signal, allowing the following striking train to believe the block was clear when they identified the next block as clear while not seeing the stopped locomotives in front of the clear signal. Three minor injuries were reported.

CAWG No. 25 Bellemont, AZ

31-Oct-00

At 1815 hours, a freight train, with a two-person crew, collided with the rear of a stopped freight train while operating on double track in traffic control territory. The engineer of the striking train reported the last signal he went by as being a grade signal with a clear

indication. The conductor suffered fatal injuries and the engineer suffered serious injuries involving second and third degree burns, smoke and heat inhalation, along with shoulder, back and ankle injuries.

CAWG No. 26 Yarmony, CO

04-Nov-00

At 1410 hours, within traffic control territory, a coal train and an opposing light power consist were to meet at a siding. The light power consist, with a two person crew, entered the siding at 30 mph, reduced speed to 25 mph, then failed to stop for the signal displaying stop on the opposite end of the siding. After initiating an emergency application of the air brakes, the light engines impacted with the side of train passing on main track, derailing two locomotives and three coal cars. Two minor injuries were reported.

CAWG No. 27 Laredo, MO

20-Nov-00

At 0755 hours, a freight train with a two person crew, while operating on single main, traffic control territory, struck an opposing freight train as the opposing train was about to clear into a siding. Minor injuries were reported to the assistant engineer after he jumped from the train before impact.

CAWG No. 28 Murray, NE

18-Dec-00

At 1035 hours, a two-person freight-train crew collided with the rear of a stopped freight train while operating within TWC/ABS territory on single main track in extreme blizzard weather conditions. No injuries were reported.

CAWG No. 29 Kenner, LA

21-Dec-00

At 0415 hours, a two-person freight-train crew struck the side of an opposing freight train within a manual interlocking operated remotely by a dispatcher. Striking crew reported that the head light on the struck train temporarily blinded them, causing them to 'overshoot' the interlocking home signal. Two minor injuries were reported.

CAWG No. 30 Malden, TX

21-Dec-00

At 1555 hours, a three-person freight-train crew (engineer, conductor and student engineer), while operating in TWC/ABS territory collided head-on with a stopped train that was waiting in the siding for the striking train to pass. Siding switch was protected by a signal system and had not lined its self for main-track movement before the arrival of striking train. Five minor injuries were reported.

CAWG No. 31 Woodburn, IA

27-Dec-00

At 1420 hours, a two-person crew, while operating on double main track within TWC/ABS territory, collided with the rear of a stopped freight train, while operating down a 0.6 percent descending grade. Two minor injuries were reported.

CAWG No. 32 Perkins, WY

22-Jul-99

At 0515 hours, a two-person coal train, operating in traffic control territory with cab signals traveling at 15 mph, struck a stopped coal train while ascending a .82 percent grade. No injuries were reported.

CAWG No. 33 Clinton, IA

11-Aug-99

At 1612 hours, a two person freight train crew, collided with the rear of a stopped freight while operating in yard limits and TWC territory killing the engineer and the assistant engineer of the striking train.

CAWG No. 34 Wickes, AR

13-Sep-99

At 0435 hours, a two person coal train, while operating in traffic control territory collided with the rear of a stopped coal train at 25 mph. Crew of the striking jumped from the locomotive shortly before the collision, resulting in the death of the conductor and minor injuries to the engineer.

CAWG No. 35 Cumberland, MD

20-Sep-99

At 1150 hours, a two person locomotive crew of a passenger train, struck the rear of a slowly moving freight train while operating in traffic control territory at 42 mph., in a curve with an obstructive view while descending a .22 percent hill. 32 passengers sustained minor injuries.

CAWG No. 36 Waldeck, KS

13-Nov-99

At 0001 hours, a two-person freight train crew collided head-on with another freight train that was stopped on the main track to meet the striking train. Both trains were operating in DTC/ABS territory. The switch at the meeting point was a hand-operated switch. Striking train passed over the meeting point switch and struck the standing train. The conductor of the striking train sustained minor injuries while exiting the locomotive before the collision.

CAWG No. 37 Fullerton, CA

18-Nov-99

At 0800 hours, a passenger train crew consisting of an engineer in the control cab and a conductor attending to duties with the passengers, collided with the side of an opposing freight train that was crossing over in triple main-traffic control territory. The collision resulted in 19 minor passenger injuries and one minor injury to the engineer of the striking train.

CAWG No. 38 Racine, MO

14-Jan-01

At 2320 hours, a two-person freight-train crew, operating in traffic control territory, struck the side of an opposing freight train that was entering a siding to meet the striking train. No injuries were reported. The conductor of the striking train tested positive on the required drug toxicology test.

CAWG No. 39 Carlisle, OH

17-Feb-01

At 0140 hours, a three-person freight-train crew (engineer, engineer pilot (operator) and conductor) while operating in single main-traffic control territory collided with the rear of a stopped freight train. The struck train's EOT was not functioning. Resulting collision led to the death of the engineer pilot and severe injuries to the conductor and engineer.

CAWG No. 40 Richmondville, NY**09-Apr-01**

At 0645 hours, a two-person freight train, while operating in single main-traffic control territory, was struck by an opposing freight train (operating on the main track) after passing the absolute signal at the end of the siding. The struck train was to meet the striking train at this siding. All crew members jumped from the locomotives prior to the collision, resulting in one crew member suffering minor injuries.

CAWG No. 41 Glenwood, IA**18-Aug-01**

At 1255 hours, a two-person freight-train crew struck the rear of a stopped freight train while operating in double main-traffic control territory. The grade was a descending .62 percent. Two minor injuries were reported.

CAWG No. 42 Ransom, IL**20-Aug-01**

At 0848 hours, a two-person, freight-train crew struck the rear of a stopped freight train while operating in double main-track traffic control/ABS territory. The collision resulted in two minor injuries.

CAWG No. 43 Jacksonville, TX**07-Sep-01**

At 1220 hours, a two-person freight-train crew collided with the rear of a stopped freight train. Both trains were operating in single main-traffic control territory. The resulting collision contributed to a release and explosion of a damaged car of phthalic anhydride. The conductor reported minor injuries.

CAWG No. 44 Hallsville, TX**11-Sep-01**

At 0950 hours, a passenger train crew of three people (engineer was the only crew member on lead locomotive) collided with the side of a moving freight train at the end of a controlled siding in single main-traffic control territory while operating on the siding. Collision resulted in 12 injuries.

CAWG No. 45 Wendover, UT**13-Sep-01**

At 0508 hours, a four-person passenger train crew, collided with an opposing two-person freight train on the main track. The freight train was pulling into the clear on the siding. The passenger train failed to comply with restrictive signals and hit the side of the freight train. Two employees and forty-one passengers were injured.

CAWG No. 46 Andersonville, MI**15-Nov-01**

At 0553 hours, a two-person freight-train crew taking siding to meet an opposing two-person freight train, which was to hold the main track, failed to take any action to stop in the clear at the end of the siding and reoccupied the main track. It was struck head-on by the opposing train, killing both its crew members.

CAWG No. 47 Mayfield, OH**08-Dec-01**

At 2350 hours, a two-person freight train failed to comply with restrictive signals and struck the rear end of a two-person standing freight train ahead of them on the same main track. All three locomotives of the striking train derailed, but remained upright. There were no injuries sustained in this rear end collision.

CAWG No. 48 Sweeney, TX

06-Dec-02

At 0645 hours, a two person freight train crew holding the main track at a meet failed to comply with restricting signals and then passed a stop signal at the far end of the siding and struck the opposing two man freight train which was taking siding. All four employees sustained injuries.

CAWG No. 49 Pacific, MO

12-Dec-01

At 0545 hours, a two-person freight train failed to comply with restrictive signals and struck the rear end of a stopped two-person freight train ahead. The resulting derailed cars and engines fouling the adjacent track then derailed an opposing two-person freight train on that track. One employee was injured.

CAWG No. 50 Kenner, LA

15-Dec-01

At 0415 hours, a two-person freight train failed to comply with a stop signal displayed at an interlocking associated with a drawbridge and collided with the side of an opposing two-person freight train transiting the interlocking. One employee was injured.

CAWG No. 51 Bradford, IL

01-Jan-02

At 2346 hours, a southbound two person freight train failed to stop on the main track in the clear at the end of authority in track warrant territory and struck the side of an opposing two person freight train that was taking siding. One employee on the southbound train sustained injuries.

CAWG No. 52 La Porte, IN

03-Feb-02

At 0335 hours, an eastbound two-person freight train running on an Approach signal failed to stop in the clear of the home signal at a crossover and collided with an opposing two-person freight train entering the crossover to pass on the second main track. All four crew members on the two colliding trains sustained non-fatal injuries.

CAWG No. 53 Placentia, CA

23-Apr-02

At 0816 hours, an eastbound two-person freight failed to comply with Approach and Stop signals and struck an opposing two-person-crew passenger train head-on that was entering the interlocking for a diverging route. All four crew members of the two trains sustained injuries. Two passengers were killed and 163 passengers were injured.

CAWG No. 54 Douglas, WY

11-May-02

At 0753 hours, a two person westbound freight train collided with an opposing two-person freight train on the same track in two main territories after the former failed to comply with the stop indication given to them at the interlocking signal. All four crew members of the two freight trains sustained injuries.

CAWG No. 55 Clarendon, TX

28-May-02

At 0856 hours, eastbound two person freight train failed to comply with track warrant and collided head on with a two person opposing intermodal freight train, killing one employee and injuring the remaining three.

CAWG No. 56 Aurora, IL

12-Jun-02

At 1521 hours, an eastbound four employee commuter train failed to comply with a stop signal, trailed through an opposing power switch, and collided head-on with a westbound four employee passenger train. Five employees and forty-three passengers sustained injuries.

CAWG No. 57 Leesburg, TX

16-Jun-02

At 0440 hours, a two person freight train failed to comply with signal indications, including stop signal, and struck the rear-end of a two person freight train that was stopped ahead of them. One crew member of the striking train sustained non-fatal injuries.

CAWG No. 58 Baltimore, MD

17-Jun-02

At 0541 hours, a three employee passenger train passed a stop signal at an interlocking and collided with the side of a four employee passenger train in the interlocking that was going in the same direction. Five employees and three passengers on the two passenger trains sustained injuries.

CAWG No. 59 North Platte, NE

19-Jun-02

At 0415 hours, a two-person freight train failed to comply with a stop signal and collided with the rear end of a two-person freight train stopped ahead on the same track. An opposing two-person freight train on the adjacent main track collided with the derailed equipment, resulting in an additional derailment. One employee on the striking train and one employee on the opposing train that struck the derailed equipment sustained injuries.

CAWG No. 60 Jamaica, NY

22-Jun-02

At 1157 hours, a four-employee passenger train operating on a "restricting" signal failed to stop before colliding with a six-employee passenger train had stopped on the same track. Three employees and sixty-seven passengers were injured as a result of this rear end collision.

CAWG No. 61 San Bernardino, CA

30-Jun-02

At 1310 hours, a two-person freight train following another two-person freight train on the same track under a restricting signal failed to realize that the train ahead had stopped. The striking train could not stop before colliding with the rear of the stopped freight train ahead. There were no injuries. Four cars of the struck train derailed.

CAWG No. 62 Vader, WA

15-Sep-02

At 0120 hours, eastbound two-person freight train failed to comply with a stop signal and struck the rear of a two person eastbound freight train that was stopped ahead on the same track. One employees sustained injuries.

CAWG No. 63 Reddick, IL

10-Oct-02

At 0830 hours, an eastbound two person freight train operating in track warrant territory struck a stopped two person opposing freight train waiting in the clear at the west end of

the siding when the crew member of the train in the siding failed to correctly line the switch for the main track. Three employees were injured in the head-on collision.

CAWG No. 64 Des Plaines, IL

21-Oct-02

At 2238 hours, a northbound two-person freight train failed to comply with a stop signal at an interlocking and collided with the side of a southbound two-person freight train that was transiting the interlocking. The two employees on the striking train sustained injuries.

CAWG No. 65 Valley Pass, NV

05-Nov-02

At 0145 hours, a two person intermodal freight on the main track failed to comply with a stop signal at the end of the siding and collided with the side of a two person freight unit train that was pulling out of the siding onto the main track to go in the same direction as the striking train. There were no injuries.

2.4 Qualifying Collisions in 2003 and 2004

There are 13 collisions in 2003 and 18 in 2004 resulting in 8 fatalities (6 employees and 2 non-trespassers) meeting CAWG's review criteria. The 2003 investigations were not complete when the review of these 65 cases was finished. Extending the publication date of this study would unduly delay this collision-avoiding information from reaching the railroad industry. CAWG's intent is to ensure subsequent main-track train collisions will be added to the CAWG Database, thereby allowing for continuous, up-to-date analysis. CAWG views collision prevention efforts, using the methods of this study, as ongoing.

Preliminary case descriptions of the 31 qualifying collisions occurring in 2003 and 2004, pending review, are listed below:

2003 Main-Track Train Collisions

1. Philadelphia, PA

25-Jan-03

A northward freight train, operating at 24 mph, struck the rear end of a standing freight train.

2. Brush, CO

02-Mar-03

A westward coal train, operating at 16 mph, struck the rear end of a standing coal train.

3. Seattle, WA

10-Mar-03

A freight train, operating at 18 mph, struck the side of an opposing train.

4. Ashtabula, OH

11-Mar-03

A freight train, operating at 7 mph, collided head-on with a standing train.

5. Seattle, WA

02-May-03

A freight train, operating at 5 mph, struck the rear-end of another train.

6. Flomaton, AL

04-May-03

A freight train, operating at 20 mph, struck the rear-end of another train.

7. Matfield Green, KS 17-May-03

An eastbound freight train, struck the side of a westbound freight train.

8. Cumberland, MD 19-Jun-03

A westbound container train, operating at 28 mph, collided head-on with a freight train operating at 11 mph.

9. Bisbee, TX 28-Jul-03

A freight train, operating at 20 mph, collided head-on with a standing train.

10. Chriesman, TX 17-Sep-03

A freight train, operating at 13 mph, struck the rear-end of another train.

11. Baltimore, MD 18-Sep-03

A freight train, operating at 7 mph, collided head-on into a standing train.

12. Longview, WA 15-Nov-03

An intermodal train, operating at 50 mph, struck the side of an intermodal train.

13. Pauls Valley, OK 29-Dec-03

A westbound train, traveling at 4 mph, struck the side of an eastbound train traveling at 14 mph.

2004 Main-Track Train Collisions

1. Carrizozo, New Mexico 21-Feb-04

A freight train, operating at 36 mph, struck the side of a loaded grain train as the grain train entered the siding to clear the main track. Both crew members of the striking train were killed.

2. Hesperia, CA 28-Apr-04

A freight train, operating at 18 mph, struck the side of a freight train operating at 8 mph, resulting in derailed cars and closed highways.

3. San Antonio, TX 03-May-04

A westbound freight train operating at 40 mph struck the side of the last car of an eastbound freight train, as the eastbound train was crossing over from one main track to another.

4. North Dexter, MO 07-May-04

A northward freight train, operating at an estimated 16 mph, struck the rear of a standing northward intermodal train.

5. Surgoinsville, TN 14-May-04

An eastward loaded coal train, operating at an estimated 40 mph, struck the rear of a standing eastward freight train.

6. Gunter, TX

19-May-04

A southward freight train, operating at an estimated 40 mph, collided, head-on, with a northward freight train. One employee was killed and four were injured.

7. Gurdon, AR

24-May-04

A northward freight train, operating at an estimated 30 mph, struck the rear of a standing northward intermodal train.

8. Front Royal, VA

27-May-04

A westward intermodal train, operating at an estimated 19 mph, struck the rear of a standing westward freight train.

9. Morton, MS

07-Jun-04

A westward freight train, operating at an estimated 24 mph, failed to stop and struck the side of an eastward freight train.

10. Bloom, UT

19-Jun-04

An eastward freight train, operating at an estimated 7 mph, struck the side of a westward freight train as it was entering the siding.

11. Saugerties, NY

27-Jun-04

A northward freight train, operating into a siding at an estimated 11 mph, struck the rear of a standing northward freight train that was waiting for an opposing train to arrive.

12. MacDona, TX

28-Jun-04

A westward freight train, operating at an estimated 45 mph, failed to stop and struck the side of an eastward freight train while it was entering the siding. A chlorine leak ensued, an evacuation was ordered. The conductor and two citizens were found dead at the scene.

13. Baltimore, MD

10-Oct-04

An eastward freight train, operating at 18 mph, struck the side of another freight train that was crossing over from one main track to another.

14. Zita, TX

02-Nov-04

A freight train, operating at 6 mph, struck the rear of a standing intermodal train.

15. Vitis, FL

29-Nov-04

A southward freight train collided head-on with a northward freight train. As a result, two employees were hurt and one was killed.

16. Niland, CA

10-Dec-04

An eastward freight train, operating at 30 mph, collided head-on with a westward freight train operating at 10 mph. As a result of the collision, 1 crew member was killed and 4 were injured.

17. Drury, TX

20-Dec-04

A northward freight train, operating at 24 mph, passed a "stop and proceed at restricted speed" signal and struck the rear car of a standing northward train.

18. Greencastle, PA

20-Dec-04

A southward freight train, operating at restricted speed and pulling into a siding, was struck in the side by a northward train operating at 21 mph.

1. The first part of the document is a list of the names of the persons who have been appointed to the various positions of the Board of Directors of the Corporation.

2. The second part of the document is a list of the names of the persons who have been appointed to the various positions of the Board of Directors of the Corporation.

3. The third part of the document is a list of the names of the persons who have been appointed to the various positions of the Board of Directors of the Corporation.

4. The fourth part of the document is a list of the names of the persons who have been appointed to the various positions of the Board of Directors of the Corporation.

5. The fifth part of the document is a list of the names of the persons who have been appointed to the various positions of the Board of Directors of the Corporation.

6. The sixth part of the document is a list of the names of the persons who have been appointed to the various positions of the Board of Directors of the Corporation.

7. The seventh part of the document is a list of the names of the persons who have been appointed to the various positions of the Board of Directors of the Corporation.

8. The eighth part of the document is a list of the names of the persons who have been appointed to the various positions of the Board of Directors of the Corporation.

9. The ninth part of the document is a list of the names of the persons who have been appointed to the various positions of the Board of Directors of the Corporation.

10. The tenth part of the document is a list of the names of the persons who have been appointed to the various positions of the Board of Directors of the Corporation.

11. The eleventh part of the document is a list of the names of the persons who have been appointed to the various positions of the Board of Directors of the Corporation.

12. The twelfth part of the document is a list of the names of the persons who have been appointed to the various positions of the Board of Directors of the Corporation.

13. The thirteenth part of the document is a list of the names of the persons who have been appointed to the various positions of the Board of Directors of the Corporation.

3. DESCRIPTIVE OVERVIEW

3.1 Understanding Causes of Main-Track Train Collisions

This section contains descriptions and tables of selected attributes of the 65 main-track train collisions. Data description is the sole purpose of this section. These attributes include: collision type, year, month, weekday, daylight condition, visibility, weather, casualty counts, damage, speed, hazmat release, and track density. Displaying these attributes begins the process of understanding the causes of these collisions – both what is, and is not, involved. Many of the collision attributes presented tend to rule out at the general level – as opposed to confirm – possible causes.

Collision type

The collision type for 31 of the 65 collisions was rear-end – 48 percent – as shown in Table 3-1. There were 18 side collisions: 13 head-on and 3 at railroad crossings.

Table 3-1. Type of Collision, 1997 through 2002

Collision Type	Count	Percent
rear end	31	47.7
side	18	27.7
head on	13	20.0
railroad grade crossing	3	4.6
total	65	100.0%

Year

On average 10.8 main-track train collisions occurred per year over the six-years, 1997 to 2002. The number of main-track train collisions fluctuated yearly from a low of 4 in 1998 to a high of 16²⁰ in 2002, as shown in Table 3-2. CAWG draws no conclusion as to whether the number of main-track train collisions are increasing over the six-year period, or just fluctuating randomly about the average of 10.8 collisions, with the 1998 count of 4 being an unusually low value (outlier). However, by arranging main-track train collisions on a time-series basis, and noting the average and the average variation (about 4.0 collisions), a structure is created to help evaluate whether *absolute* changes in the number of collisions are occurring over time – and to what extent the findings and recommendations made in this study, along with government and industry safety efforts, have affected such change.

²⁰ The standard deviation, a measure of the average variation about the mean, is 3.97 collisions. The median is 11 collisions, almost identical to the average (10.8), indicating the distribution in the number of collisions per year is slightly skewed to the left, but essentially normal.

Table 3-2. Collisions by Year, 1997 through 2004

Year	Yearly Count	Rear End	Side	Head On	Railroad Grade Crossing
1997	11	6	2	2	1
1998	4	3	0	0	1
1999	11	6	2	2	1
2000	10	5	4	1	0
2001	13	7	4	2	0
2002	16	4	6	6	0
*2003	13	5	4	4	0
*2004	18	7	8	3	0
total	96	43	30	20	3

* 2003 and 2004 collision cases were not reviewed, but are included here with the 1997 through 2002 cases for trend-comparison purposes. All years were selected by the same main-track, human-factor criteria.

Month

During the six-year period of CAWG's review, 1997 through 2002, monthly collisions ranged from 3 in 5 of the months to a high of 10 in September followed by 9 in November and 8 each in December and June as shown in Table 3-3. The average monthly number of collisions is 5.4, the medium, 4.0.

Note: In the Findings, Discussions, and Recommendation section, two periods of heightened risk during the year are identified. While there is always risk, employees should be aware of these periods.

Table 3-3. Collisions by Month, 1997 through 2002

Month	Count	Percent
JAN	3	4.6
FEB	3	4.6
MAR	4	6.2
APR	3	4.6
MAY	3	4.6
JUN	8	12.3
JUL	4	6.2
AUG	3	4.6
SEP	10	15.4
OCT	7	10.8
NOV	9	13.9
DEC	8	12.3

total	65	100.0%
-------	----	--------

Weekday

As shown in Table 3-4, there was one main-track train collision on Fridays, compared to 15, 13, and 13 respectively on Mondays, Thursdays, and Saturdays. CAWG did not establish why variation existed among days of the week, and particularly why the count on Friday was relatively low.

Table 3-4. Collisions by Day of Week, 1997 through 2002

Month	Count	Percent
Sunday	8	12.3
Monday	15	23.1
Tuesday	8	12.3
Wednesday	7	10.8
Thursday	13	20.0
Friday	1	1.5
Saturday	13	20.0
total	65	100.0%

Time

Table 3-5 shows the frequency of collisions by hour of day. The highest number of collisions (8) occurred between 4:00 am and 5:00 am. The second highest number of collisions (6) occurred between 8:00 am and 9:00 am. The fewest collisions (0) occurred between 7:00 pm and 8:00 pm. One collision occurred between 2:00 am and 3:00 am; 9:00 am and 10:00 am; 4:00 pm and 5:00 pm; 8:00 pm and 9:00 pm; and 9:00 pm and 10:00 pm.

Table 3-5. Collisions by Hour of Day, 1997 through 2002

	Hour of Day	Count	Percent of 65 Collisions		Hour of Day	Count	Percent of 65 Collisions
AM	1	3	4.6	PM	1	2	3.1
	2	5	7.7		2	2	3.1
	3	1	1.5		3	3	4.6
	4	2	3.1		4	3	4.6
	5	8	12.3		5	1	1.5
	6	4	6.2		6	3	4.6
	7	2	3.1		7	2	3.1
	8	3	4.6		8	0	0.0
	9	6	9.2		9	1	1.5

10	1	1.5	10	1	1.5
11	4	6.2	11	2	3.1
12	3	4.6	12	3	4.6
totals	42	64.6%		23	35.4%

Daylight condition

Collisions occurred nearly equally between day and dark, 33 v. 28 collisions (51 v. 43 percent), as shown in Table 3-6. There were 3 collisions at dawn and 1 at dusk.

Table 3-6. Collisions by Daylight Conditions, 1997 through 2002

Daylight Condition	Count	Percent
Day	33	50.8
Dark	28	43.1
Dawn	3	4.6
Dusk	1	1.5
	65	100.0%

Weather

Stormy weather was not generally a Possible Contributing Factor (PCF), as shown in Table 3-7. CAWG used weather-related PCFs in three cases (CAWG Nos. 11, 18, and 48). Fifty-nine percent of the 65 collisions occurred in clear visibility. Twenty-five percent occurred in cloudy visibility; and 17 percent occurred in rain, fog, and snow.

Table 3-7. Collisions by Weather, 1997 through 2002

Visibility	Count	Percent
Clear	38	58.5
Cloudy	16	24.5
Rain	4	6.2
Fog	5	7.7
Snow	2	3.1
	65	100.0%

Casualty

The 65 collision cases are 'accidents' in the sense that physical damage well exceeded the Federal Railroad Administration reporting thresholds. CAWG emphasizes main-track train collisions are often associated with human casualty as shown in Table 3-8. The 65 main-track train collisions resulted in 16 total fatalities and 531 injuries. There were 14

employee fatalities and 128 employee injuries; 2 passenger fatalities and 403 passenger injuries.

Table 3-8. Collisions by Casualty Type, 1997 through 2002

Type	Fatalities	Injuries	Total Casualty
Employees	14	128	142
Passengers	2	403	405
total	16	531	547

One passenger collision in Placentia, CA (No. 39), accounted for all of the passenger (2) fatalities and 163 passenger injuries.

Property Damage

The amount of property damage in the 65 main-track train collisions varied (Table 3-9). The most damage in one collision (Pacific, MO, No. 49) was \$7,855,920. Track and switch, lading, and equipment damage in the 65 collision cases totaled \$83,108,072, an average of \$1,278,586 per collision (Table 3-10). Eighty-five percent of total property damage is to equipment.

Table 3-9. Frequency of Lading, Track and Switch, and Equipment Damage, 1997 through 2002

Total Damage (\$millions)	Count	Percent
0.0 – 0.09	7	10.8
0.1 – 0.40	17	26.2
0.5 – 0.90	16	24.5
1.0 – 1.90	15	23.1
2.0 – 4.90	7	10.8
5.0 – 7.80	3	4.6
total	65	100.0%

**Table 3-10. Value of Lading, Track and Switch, and Equipment Damage,
1997 through 2002**

Damage Type	Total \$	Percent	Average \$ per Collision
Lading	2,299,500	2.8	35,377
Track and Switch	10,142,905	12.2	156,045
Equipment	70,665,667	85.0	1,087,164
total	\$83,108,072	100.0%	\$1,278,586

Hazmat

There were 42 hazardous material cars derailed with four hazmat releases (Table 3-11).

Table 3-11. Hazmat Summary for Collisions, 1997 through 2002

CAWG No.	Location	Date	Striking Train	Struck Train	Count of Hazmat Cars Derailed	Count of Cars Releasing Hazmat
1	Kenefick, KS	07/02/97		yes	14	0
43	Jacksonville, TX	09/07/01		yes	7	1
7	St. Albans, WV	06/07/97		yes	5	1
48	Sweeney, TX	12/01/02		yes	5	0
12	Navasota, TX	10/29/97	yes		4	0
18	Stryker, OH	01/17/99	yes		2	2
23	Cincinnati, OH	09/04/00	yes		1	0
25	Bellemont, AZ	10/31/00	yes		1	0
25	Bellemont, AZ	10/31/00		yes	1	0
37	Fullerton, CA	11/18/99		yes	1	0
52	La Porte, IN	02/03/02		yes	1	0
total			5	7	47	4

Speed at impact

Table 3-12 indicates the frequency of traveling speeds for both the violating and non-violating trains.

Table 3-12. Collisions by Speed, 1997 through 2002

Speed Category (mph)	Violating Train	Percent	Non-Violating Train	Percent
0 – 10	13	19.7	44	64.7
11 – 20	18	27.3	13	19.1
21 – 30	21	31.8	8	11.8
31 – 40	14	21.2	3	4.4
total	66	100.0%	68	100.0%

Track density

Table 3-13 shows the annual track density in millions of gross tons for collision location.

Table 3-13. Collisions by Annual Track Density (millions of gross tons), 1997 through 2002

Track Density	Count	Percent
less than 16	16	29.0
16 – 50	18	27.7
greater than 50	21	38.2
total	*55	100.0%

* Track density not available for all 65 collisions.

FRA track type

Table 3-14 shows the distribution of collisions by FRA track type.

Table 3-14. Collisions by FRA Track Type, 1997 through 2002

FRA Track Class	Definition of FRA Track Class	Count	Percent
1	1=10 mph freight, 15 mph passenger trains	2	3.1
2	2=25 mph freight, 30 passenger trains	9	14.1
3	3=40 mph freight, 60 passenger trains	13	20.3
4	4=60 mph freight, 80 passenger trains	32	50.0
5	5=80 mph freight, 90 passenger trains	8	12.5
	total	*64	100.0%

* FRA Track Class not available for all 65 collisions.

Train length

Table 3-15 shows the distribution of collisions by train length.

Table 3-15. Main-Track Train Collisions by Train Length, 1997 through 2002

Train Length (feet)	Violating Trains	Percent	Non-Violating Trains	Percent
Under 4000	16	28.1	10	16.4
4000 – 5999	17	29.8	23	37.7
6000 and over	24	42.1	28	45.9
total	*57	100.0%	*61	100.0%

* Train length was not available for all trains involved in the 65 collisions.

Time on duty

Table 3-16 shows the distribution of collision by time on duty for both the crew of the violating and non-violating trains.

Table 3-16. Time on Duty for Crew Members of Violating and Non-Violating Trains

Time on Duty (hours)	Violating Train	Percent	Non-Violating Train	Percent
under 3	37	25.7	16	13.3
3 – 5:59	64	44.4	47	39.2
6 – 8:59	30	20.8	37	30.8
over 9	13	9.0	20	16.7
total	144	100.0%	120	100.0%

4. REVIEW AND ANALYTICAL METHODS

4.1 Overview

This section presents collision concepts and analytical aids CAWG used to review and analyze the 65 main-track train collisions, and to make findings and recommendations based on the commonality of facts among collisions. Information contained in this section – including the Findings, Discussions, and Recommendations – is based solely on review and analyses of 65 main-track train collisions occurring from 1997 through 2002. CAWG did not consider results of other investigations, reviews, and analyses of main-track train, or other types of collisions. CAWG results are specific to its data.

CAWG's causality concept is based on identifying all of the possible contributing factors for each collision without ranking the factors in importance. Ranking often involves subjective judgment, creates difficulty in gaining consensus, and is simply not necessary if the purpose is identifying commonalities. CAWG's collision causality approach is well suited to its purpose of finding commonalities among collisions so collision-preventive recommendations can be made and expediently implemented.

4.2 CAWG Database

Initially, CAWG recorded data from its review and discussion of the first 27 collision cases (CAWG No.s 1-27) in Microsoft® Excel files, one workbook per case with multiple spreadsheets for general, locomotive and equipment, crew, and consensus information. Although the spreadsheet files provided a well-structured approach for recording information, CAWG realized this method would not provide a rapid and practical method of searching for commonalities across cases once information from all 65 collisions was entered.

Anticipating rapid information retrieval would be essential to developing accurate findings and recommendations, CAWG obtained expert technical support to develop a software database system using Microsoft® Access to address the retrieval shortcomings of the spreadsheet approach. The Access database became known as the 'CAWG Database.' The information for the 27 cases in Excel workbook files was 'rolled over' into the CAWG Database. All subsequent reviews were entered into the CAWG Database.

The CAWG Database is a permanent resource to reside in the Federal Railroads Administration's Office of Safety, available to the railroad-safety community studying main-track train collisions and responding to new collision events with the need for background information. Future collision reviews by CAWG, or other safety groups, can be appended to the 65 collision cases, creating an even richer repository of collision information.

4.3 Distinguishing Violating and Non-Violating Trains

One of the first analytical decisions CAWG made in reviewing each collision case was determination of which train or trains was likely at fault. In 64 of the collision cases, one of the trains was determined to be the *violating train*. In the other collision case (North Bay, CA, No. 8), both trains involved were designated as *violating trains*. Thus, there were 65 collision cases and 66 violating trains.

Of the 66 violating trains, 59 were considered the striking train by CAWG, and 7 were considered struck. Table 4-1 shows the violating trains by consist type, 82 percent being freight.

Table 4-1. Violating Trains in Main-Track Train Collisions by Consist Type, 1997 through 2002

Consist Type	No.	Percent
Freight	54	81.8
Passenger	6	9.1
Commuter	3	4.6
Light locomotives	2	3.0
Unattended cars	*1	1.5
Total	**66	100.0%

* Cars occupied the main track in violation of track warrant authority.

** Sums to 66 because one collision (CAWG No. 8) had two violating trains.

4.4 Approach to Alertness

CAWG adopted a data driven approach that focuses on observable behaviors of alertness, i.e., attention to and appropriate responses to one's surroundings rather than the less exact term *fatigue* that has various meanings for different people. CAWG used judgments of a sleep expert to estimate the cumulative amount of sleep employees could have received before going on duty. The expert corroborated CAWG's independent alertness evaluations. Alertness and its analytical methods are discussed in the Findings, Discussion, and Recommendation section.

4.5 CAWG's Approach to Causality

Historically, the railroad industry has reported collisions as due to one cause. However, rarely are main-track train collisions the result of a single factor or cause. Review of the 65 collisions clearly establishes that most collision events are a combination of unrelated factors and deviations occurring at the same time, at the same location, and on the same train. Sometimes, these factors and deviations do not rise to the level of identifiable violation of operating regulations and/or standards. The greater the number of factors and deviations present, the more likely is a collision.

The cases reviewed by CAWG appear to involve human error. CAWG's style of research and review regarded human error in a way similar to Dekker (2002): "human error is systematically connected to features of people's tools, tasks, and operational/organizational environment."²¹ CAWG approached the cases with an attitude described by Dekker: "The new view of human error wants to understand why people made the assessments or decisions they made – why these assessments or decisions would have made sense from the point of view inside the situation."²²

CAWG developed an approach to collision causality based on consideration of an often complex combination of rail-system operating characteristics, conditions, and events. CAWG in determining causality does not attempt to rank these factors, usually expressed as Possible Contributing Factors (PCFs). The SOFA effort demonstrated how PCFs can empower the railroad industry to identify and address specific issues where risks and exposures can be further reduced. CAWG views causality as a web of interrelated factors. CAWG found that collisions do not result from chance, randomness, or bad luck.

CAWG used the FRA's *Train Accident Cause Codes*²³ and its own defined codes as the basis for PCFs. Each collision was assigned as many PCFs as CAWG believed applied; however, the number of PCFs applied to a collision case did not go beyond the number necessary to capture the essence of the identified factors. CAWG avoided redundancies, and causal information not appropriately captured by a PCF was described in narrative form.

4.6 Human Factor Possible Contributing Factors

Possible Contributing Factors (PCF) for the 65 collisions involve human factor issues: alertness, which can be degraded by temporary and chronic lack of sleep, circadian rhythm phasing, drugs (both prescription and illegal), alcohol, and boredom; operating capability contingent on training, experience (both general railroad knowledge and that specific to a territory), and judgment; and crew utilization, involving crew resource management.

Only one collision is assigned a PCF for a known signal failure; and three collisions are assigned mechanical PCFs. This does not mean signal and mechanical failures are the sole cause of those collisions – only a PCF. Weather is not generally a PCF consideration. CAWG used weather-related PCFs in three cases (CAWG Nos. 11, 18, and 48); otherwise weather is not a factor. Drugs and alcohol are not generally factors. CAWG used H101 – *Impairment of efficiency or judgment because of drugs or alcohol*, as a PCF in two cases (Nos. 12 and 40).

²¹ Dekker, S. (2002). *The Field Guide to Human Error Investigations*. Ashgate: Burlington, VT. p. vii.

²² Ibid. p. 64.

²³ Contained in Appendix C, pages 1-11, of the *FRA Guide for Preparing Accident/Incident Report*. Federal Railroad Administration, 1997.

4.7 Overall Frequency of Possible Contributing Factors

In reviewing the 65 main-track train collision cases, CAWG used 37 different PCF codes. As shown in Table 4-2, H215 – *Block signal, failure to comply*, used in 31 collision cases; and H216 – *Interlocking signal, failure to comply* are the most frequently applied PCFs as would be expected since most of the collisions involve signal non-compliance. H605 – *Failure to comply with restricted speed*, the third most frequent PCF, is used in 12 cases (18.5 percent). On average, CAWG used 2.5 PCFs per collision.

Table 4-2. Frequency of Possible Contributing Factors (PCFs) in 65 Main-Track Train Collisions, 1997 through 2002

1	H215	Block signal, failure to comply	30
2	H216	Interlocking signal, failure to comply	28
3	H605	Failure to comply with restricted speed	12
4	H989	Lack of skill or practical wisdom gained by personal knowledge or action	11
5	H104	Employee asleep	10
6	H316	Poor Intra-crew communication	10
7	H999	Other train operation/human factors	6
8	H318	Poor crew utilization	5
9	H204	Fixed signal, failure to comply	6
10	H199	Employee physical condition, other	3
11	H317	Failure to communicate unsafe condition	3
12	H398	Poor Inter-crew communication	3
13	H404	Train order, track warrant, track bulletin, or timetable authority, failure	3
14	M104	Extreme environmental condition – dense fog	3
15	E03C	Obstructed brake pipe (closed angle cock, ice, etc.)	2
16	H499	Other main track authority causes	2
17	H101	Impairment of efficiency or judgment because of drugs or alcohol	2
18	H603	Train inside yard limits, excessive speed	2
19	H702	Switch improperly lined	2
20	H299	Other signal causes	1
21	E03L	Obstructed brake pipe (closed angle cock, ice, etc.) locomotive	1
22	H099	Use of brakes, other	1
23	M199	Other extreme environmental conditions	1
24	H203	Fixed signal improperly displayed	1
25	H992	Operation of locomotive by uncertified/unqualified person	1
26	H211	Radio communication, improper	1
27	H212	Radio communication, failure to give/receive	1
28	H401	Failure to stop train in clear	1
29	H799	Use of switches, other	1
30	H510	Automatic brake, insufficient (H001) – see note after cause H599	1
31	H307	Shoving movement, man on or at leading end of movement, failure to control	1
32	H604	Train outside yard limits under clear block, excessive speed	1
33	S099	Other signal failures (Provide detailed description in narrative)	1
34	H599	Other causes relating to train handling or makeup	1

35	H502	Improper placement of cars in train between terminals	1
36	H509	Improper train inspection	1
37	H991	Tampering with safety/protective device(s)	1

4.8 Frequency of Codes Used with H215 and H216

PCF code H215 was used in 31 main-track train collision cases; and H216, in 28 cases. To be expected, these PCF were the most frequently used as mentioned above. While these two codes indicate the act, other PCF codes are needed to indicate the why. Tables 4-3 and 4-4 show the frequency of other PCF codes used with respectively H215 and H216.

**Table 4-3. H215 – Block Signal Failure to Comply:
Other PCFs Used with H215, by Collision Count**

PCF	Collision Count	PCF	Collision Count
H216-Interlocking signal, failure to comply	9	H318-Poor crew utilization	1
H104-Employee asleep	6	H499-Other main track authority causes	1
H989-Lack of skill or practical wisdom gained by personal knowledge or action	5	H603-Train inside yard limits, excessive speed	1
H605-Failure to comply with restricted speed	3	H702-Switch improperly lined	1
H316-Poor Intra-crew communication	3	H799-Use of switches, other	1
M104-Extreme environmental condition – dense fog	3	H991-Tampering with safety/protective device(s)	1
H510- Automatic brake, insufficient (H001) – see note after cause H599	1	H992-Operation of locomotive by uncertified/unqualified person	1
H203- Fixed signal improperly displayed	1	H999-Other train operation/human factors	1
H299- Other signal causes	1	H398-Poor Inter-crew communication	1

Table 4-4. H216 (Interlocking Signal, Failure to Comply):

Other PCFs Used with H216, by Collision Count

PCF	Collision Count	PCF	Collision Count
H215-Block signal, failure to comply	9	H101-Impairment of efficiency or judgment because of drugs or alcohol	2
H989-Lack of skill or practical wisdom gained by personal knowledge or action	5	H203-Fixed signal improperly displayed	1
H999-Other train operation/human	4	H204-Fixed signal, failure to comply	1
H104-Employee asleep	4	H398-Poor Inter-crew communication	1
H316-Poor Intra-crew communication	4	H502-Improper placement of cars in train between terminals	1
H318-Poor crew utilization	3	H510-Automatic brake, insufficient (H001) – see note after cause H599	1
H605-Failure to comply with restricted speed	3	H603-Train inside yard limits, excessive speed	1
H199-Employee physical condition, other	3	H604-Train outside yard limits under clear block, excessive speed	1
M104-Extreme environmental condition – dense fog	2	H317-Failure to communicate unsafe condition	1

4.9 Collisions Cases Without H215 and H216

H215 and H216 were used in 59 main-track train collision cases. H605 – *Failure to comply with restricted speed* was used in the remaining 6 collision cases to indicate the main act resulting in the collision. While these three codes indicate the act, other codes are needed to indicate the why. Table 4-5 lists the PCFs used with H605.

Table 4-5. Main-Track Train Collision Cases with H605 – *Failure to comply with restricted speed* – Where H215 and H216 Were Not Used, 1997 through 2002

CAWG No.	8	13	28	33	60	61
H605-Failure to comply with restricted speed	1	1	1	1	1	1
H204-Fixed signal, failure to comply		1				
H212-Radio communication, failure to give/receive		1				
H307-Shoving movement, man on or at leading end of movement, failure to control		1				
H318-Poor crew utilization		1				
H398-Poor Inter-crew communication				1		
H404-Train order, track warrant, track bulletin, or timetable authority, failure	1			1		
H989-Lack of skill or practical wisdom gained by personal knowledge or action	1					
H999-Other train operation/human factors		1				
M199-Other extreme environmental conditions			1			

4.10 PCF Definition of H989

CAWG uses Possible Contributing Factor (PCF) H989 – *Lack of skill or practical wisdom gained by personal knowledge or action* when an individual crew member's performance exhibits a lack of practical understanding of a particular situation. Consideration going into the use of H989 includes: training, experience, and circumstances unique to each collision. CAWG used H989 11 times, as shown in Table 4-6. There are 10 collision cases (15.4 percent of 65 collisions) where H989 is particularly influential in collision events.

Table 4-6. Eleven Main-Track Train Collisions with PCF H989 – *Lack of skill or practical wisdom gained by personal knowledge or action*, 1997 through 2002

CAWG No.	Location	Date
2	Jacksonville, FL	July 1, 1999
4	Alvord, TX	November 3, 1997
6	Lagro, IN	May 31, 1997
8	North Bay, CA	October 16, 1997
15	Butler, IN	March 23, 1998
17	Orin, WY	September 12, 1998
19	Momence, IL	March 23, 2003
34	Wickes, AR	September 13, 1999
42	Ransom, IL	August 20, 2001
51	Bradford, IL	January 1, 2002
58	Baltimore, MD	June 17, 2002

4.11 Philosophy of Collision Avoidance

James Reason created the Swiss Cheese Model²⁴ to demonstrate the multiple defenses (barriers, rules, procedures, systems, training, communications) set up to prevent human-factor accidents like the 65 main-track train collisions. A representation of his model is shown in Figure 4-1. Only when a "straight shot" is created to the target through all the barriers does a human-factors collision occur.

²⁴ James Reason, 1997, *Managing The Risks of Organizational Accidents*.

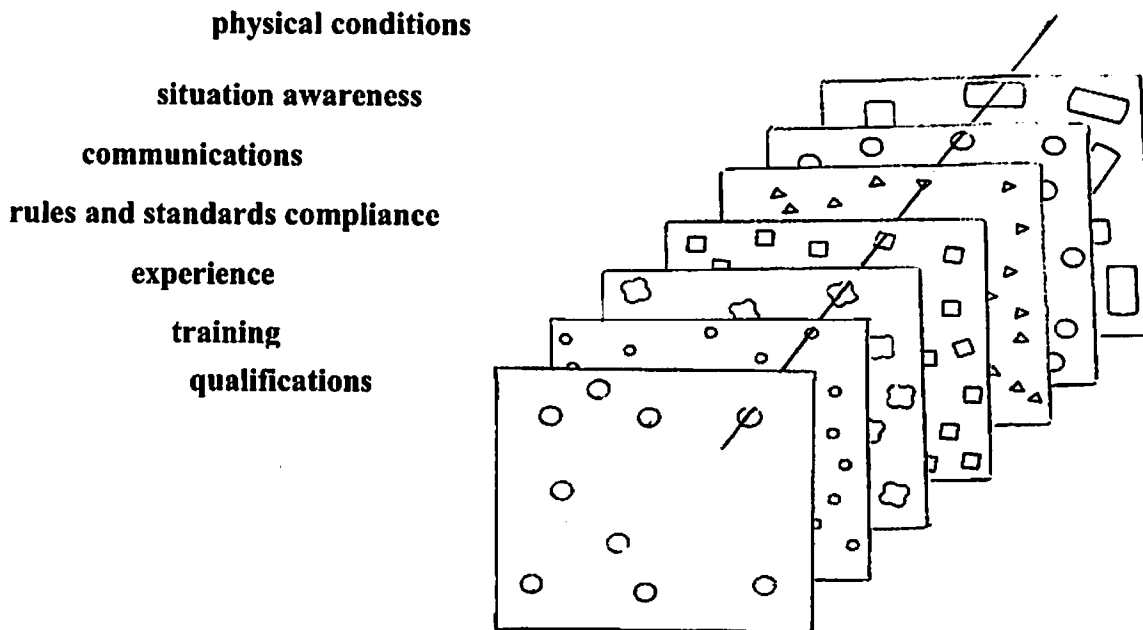


Figure 4-1. Swiss Cheese Model of Collision Causation

The Swiss Cheese Model helps in demonstrating myths about collisions. First, collisions usually involve several factors. Rarely are collisions the result of a single cause. CAWG has carried over from its work in Switching Operations Fatality Analysis (SOFA) the concept of a sequence of events leading up to, in its case, a switching fatality, which often involves human-factor issues. To describe the switching-fatality process, SOFA used the same Possible Contributing Factors (PCFs) approach that CAWG is using to analyze the 65 main-track train collisions. SOFA rejected the more restrictive, and less amenable to prevention, idea of a single *cause*. SOFA demonstrated the use of PCFs could empower the railroad industry to identify and address specific issues where risks and exposures can be further reduced.

The second collision myth is that only primary causes are important. Rather, CAWG believes only by focusing on *all* causes can complete prevention be achieved. The experience of Chuck Yeager is instructive. The legendary pilot believes that his greatest aviation accomplishment was not his decorated military career, or his test pilot experience, or even his world flight records. Chuck Yeager is most proud of his role in reducing military air flight catastrophes by focusing on finding *all* causal areas.

The third myth is for a collision to take place there must necessarily be a direct violation of FRA, AAR, ASLRRA and/or carrier operating rules. Not true. Rules and standards cannot cover every operational situation and contingency. And, importantly, rules and standards cannot always account for combinations of factors leading up to a collision.

In order to understand all the causes of a collision, there must be a complete data-gathering, collision investigation. Some investigations fail to identify the correct cause. Others compound this shortcoming by failing to focus on all causes. These failures derive from a number of issues:

- Lack of a systematic/analytical approach – sloppy investigation
- Not getting the data and facts
- Lack of motivation –nobody cares
- Poor communications and cooperation
 - inter-department and stakeholder
 - cross-department
- Rushing; not enough time; being rushed
- Looking for the obvious cause (s)

Finally, concerning collision causes, it must be recognized that fallibility is part of the human condition. The railroad industry cannot change the human condition. However, the conditions under which its employees work can change. The challenge is to find the latent and organizational conditions leading up to a collision. The key to human factor collision prevention is accurate, timely, and unbiased determination of the root causes, and the implementation of targeted corrective actions.

5. FINDINGS, DISCUSSIONS, AND RECOMMENDATIONS

5.1 Introduction

The Findings, Discussions, and Recommendations in this section are based solely on the review and analyses of 65 main-track train collisions occurring from 1997 through 2002. CAWG did not consider results of other investigations, reviews, and analyses of main-track train, or other types of collisions. CAWG results are specific to its data.

After reviewing 65 collision cases, CAWG found situations increasing the risk of a collision. In order to prevent future main-track train collisions of a similar type, CAWG wants the railroad industry to be aware of these situations. As mentioned in the Descriptive Overview section, mechanical and signal failures are generally not involved; nor are degraded weather conditions, or drugs and alcohol.

Findings and recommendations in this study apply to main-track train collisions and not to yard, highway-rail, or switching operation collisions.

5.2 Crew Composition and Experience

Findings and Discussion: Crew Composition and Experience

For freight trains, the conductor and engineer work as a team. One member points out situations that may have escaped the other's attention. In theory, this team concept should prevent collisions, but on occasion, collisions do occur. It is interesting to note of the six Amtrak collisions in this study, four involved one person in the locomotive cab. Two of four cases (CAWG Nos. 2 and 44) may have been avoided if a second crew member was present in the cab. A third collision (CAWG No. 3) possibly could have been avoided with an additional member. In all three cases (CAWG Nos. 2, 3, and 44) the engineer was not asleep. CAWG found, in fact, extraneous circumstances played a role in these three cases.

Table 5-1 shows the years of experience for conductors of violating freight trains and non-violating freight trains. In Table 5-1, the non-violating trains form a basis for comparing experience levels. Based on a small sample of 33 trains, an estimate of the percentage of conductors who have experience between 7 and 22 years is 21.2 percent. CAWG has surveyed other industry sources that suggest the percentage of conductors (road and yard) in this experience range could be as high as 42 percent.

Conductors with 7 to 22 years experience were not crew members of any violating trains. This suggests conductors in this experience range fulfill their role as additional safeguards in preventing collisions of the CAWG's criteria type.

Table 5-1. Conductor Experiences: Violating and Non-Violating Trains

Experience	Violating Train		Non-Violating Train	
	Number	Percent	Number	Percent
Under 7 years	20	48.8	15	45.5
7-22 years	0	0.0	7	21.2
over 22 years	21	51.2	11	33.3
Total*	41	100.0%	33	100.0%

* Conductor experience information was not available in all 65 collisions. More experience was available for conductors of violating (62 percent) than non-violating (51 percent) trains.

CAWG used two statistic tests to compare the difference in proportions (0.0 percent v. 21.2 percent) for conductor experience between 7 and 22 years between the violating and non-violating trains. If appropriate statistical tests are used, adjustment is made for small sample size. Both tests indicate the difference in conductor experience between violating and non-violating trains is significant at the 95 percent level.²⁵ While significant, CAWG expresses a general caution in interpreting statistical tests of findings from any investigatory studies.²⁶

Note: Conductors with fewer than 7 years of experience were involved in 48.8 percent of the collisions, very close to the baseline percentage of 45.5 percent for the non-violators (control group). This difference is not statistically significant.²⁷ CAWG cannot conclude conductors in this experience group present an unacceptable risk.

However, when both the engineer's and conductor's combined experience is under 5 five years, the level of risk increases, as Table 5-2 indicates.

²⁵ First test: Z-value of 3.10 was calculated using the standard Difference between Two Proportions test (0.0 percent v. 21.2 percent). P-value = 0.0019, two-tailed test. Second test: An exact Difference between Two Proportions test, more appropriate for smaller samples and proportions than the first test, resulted in a p-value = 0.0024 after the first iteration.

²⁶ If enough statistical tests are applied to differences uncovered during an investigatory study, 'statistical significances' can result simply by chance. At the 95 percent level of significance, 1 in 20 tests could indicate 'statistical significance' just by chance. For this reason, CAWG limited the number of statistical tests it applied. Additionally, caution is advised in applying statistical tests to investigatory studies because both discovery and proof is being attempted on the same information (data).

²⁷ A Difference between Two Proportions test was performed. The Z-value was not significant at the 95 percent level.

Table 5-2. Total Crew (Engineer and Conductor) Experience

Experience	Violating Train		Non-Violating Train	
	Number	Percent	Number	Percent
under 5 years	11	27.5	2	6.9
5-35 years	13	32.5	17	58.6
over 35 years	16	40.0	10	34.5
Total*	40	100.0%	29	100.0%

* Engineer and conductor experience was not available in all 65 collisions. More experience was available for engineers and conductors of violating (61 percent) than non-violating (45 percent) trains.

Violating train crews, where combined engineer and conductor experience is under 5 years, are involved in 27.5 percent of the collisions compared to 6.9 percent for the non-violating crews (control group). Using the same two statistical tests as applied to conductors with 7 to 22 years of experience, this difference is statistically significant at the 95 percent level.²⁸

Five of the eleven cases where crews had less than 5 years of experience involve PCF H989 – *Lack of skill or practical wisdom gained by personal knowledge or action*. (See page 55 for definition of PCF.) These crews, with under 5 years total experience, account for almost half of the H989s used in coding the PCFs of the 40 violating trains for which engineer and conductor experience is available. Table 5-3 shows the indicators of inexperience.

Table 5-3. Indicators of Crew Inexperience in Five Main-Track Train Collisions

CAWG No.	Location	Indicators of Inexperience
4	Alvord, TX	Crew did not recognize there was a brake pipe obstruction.
6	Lagro, IN	Crew was relatively unfamiliar with the territory.
8	North Bay, CA	Train exceeded restricted speed and the conductor failed to question the engineer.
9	Wickes, AR	Crew was relatively unfamiliar with the territory.
42	Ransom, IL	Conductor did not take independent action to stop the train.

²⁸ First test: Z-value of 2.16 was calculated using a standard Difference between Two Proportions test (27.5 percent v. 6.9 percent). P-value = 0.031, two-tailed test. Second test: An exact Difference between Two Proportions test, more appropriate for smaller samples and proportions than the first test, resulted in a p-value = 0.0243 after the first iteration.

Table 5-4 suggests pairing an experienced crew member with an inexperienced crew member does not increase risk for the experienced crew member. Crews with an experience difference over 20 years are involved in 17.5 percent of the collisions, almost the same as the baseline percentage of 17.2 percent for the non-violating crews (control group).

Table 5-4. Experience Difference Among Crew Members

Experience Difference Between Crew Members	Violating Train		Non-Violating Train	
	Number	Percent	Number	Percent
Under 3 years	17	42.5	11	37.9
3-20 years	16	40.0	13	44.8
over 20 years	7	17.5	5	17.3
total	40	100.0%	29	100.0%

Recommendation: Crew Composition and Experience

CAWG cannot conclude conductors with fewer than seven years experience are at a higher risk. However, when possible, an inexperienced crew member should be paired with an experienced crew member. Such pairing reduces the risk for the inexperienced crew member; but does not, as CAWG collision cases show in Table 5-4, increase the risk for the experienced crew member.

5.3 Alertness

The methodology employed by CAWG in studying alertness included: (1) defining alertness, for purposes of railroad operations, as to whether or not any action was taken; (2) examining available information concerning each crew member's sleep history, sleep period, work period, and time of event; and (3) consulting a sleep expert to independently evaluate CAWG's assessment of cases involving alertness.

After completing its review of each collision case, CAWG found that 19 of 65 cases – nearly 30 percent – involved alertness as a PCF.

Findings and Discussion: Alertness

Research indicates that degradation of employee alertness can lead to lapses in attention, slowed reactions, and impaired reasoning and decision-making that have been shown to contribute to accidents, incidents and errors in a host of industrial and military settings.

Collectively, these effects have been described as 'fatigue' or 'impaired alertness'. CAWG adopted a data driven approach that focuses on observable behaviors of alertness, i.e., attention to and appropriate responses to one's surroundings rather than the less exact term *fatigue* that has various meanings for different people. Some collisions appear to reflect impaired alertness since appropriate actions were not taken. Impaired alertness may be traced to a number of variables. Here the focus is on two main *causes*:

- Amount of sleep a person has had in the recent past
- Time of day

Many sleep experts believe the average person should obtain about eight hours of sleep per day to maintain peak alertness. Sleep induced impairments in alertness fall into two main categories. The first kind of problem occurs when a person does not get sufficient amounts of sleep each day, extending over a series of days. This produces what is called a sleep debt, a difference between the average amount of sleep actually obtained and the amount of sleep the person needs to maintain alertness. This may be caused by a number of factors including, but not limited to, problems obtaining sleep during off duty time (trying to sleep during the day or in an unfavorable environment), excessive work and associated work demands, such as commuting. Such chronic sleep debt factors may limit the amount of time to get sleep, compromise the quality of sleep or involved sleep disorder, such as sleep apnea. All of these factors can cause an accumulated sleep debt that can impair alertness.

The second kind of sleep problem occurs when a person has been awake more than sixteen hours since their last major sleep episode, called acute sleep debt. Ideally, people sleep eight hours a day and are awake for sixteen hours. Once the awake period exceeds sixteen hours, there is increasing pressure to go to sleep, which is reflected as a gradual loss of alertness and an increased potential for lapses. Problems from acute sleep debt can occur even when a person has been generally getting eight hours of sleep per day. A classic example of acute sleep debt can occur when a person awakens in the morning at 6 am after sleeping regularly from 10 pm to 6 am and does not take any naps prior to going to work in the evening. If work starts twelve hours after awakening and the work period is eight hours long, the person will have been awake for twenty hours at the end of the shift and may experience an acute impairment of alertness during the last half of the work period.

The time of day can induce problems with alertness because the human body has a biological rhythm that modulates alertness. People who are adjusted to day-time work are generally most alert during the hours from 8 am to 8 pm and experience impaired alertness between midnight and 6 am. This is called the circadian rhythm and is a property of many biological systems, including the brain. The exact timing of the rhythm can be changed by environmental factors. For example, when traveling to a new time zone, it can take many days for the rhythm to realign to the new time for sleep and wakefulness. If a person shifts from a day job to a night job, requiring sleep during the

day, it may take many days or weeks for that person to adjust to that new routine. During the period of adjustment, the person will experience impaired alertness.

The two causes of impairments to alertness – sleep debt and time of day – are additive. A person working at four in the morning will be more impaired if also sleep deprived compared to a person at that same time who has been getting plenty of sleep and has been awake for only a few hours.

In summary, there are a number of variables that can impair alertness: chronic sleep debt, hours since awakening, and time of day. To determine the level of alertness impairment a crew member might experience, CAWG gathered evidence from numerous sources, including witness statements and interviews, event recorder data, and available work/rest histories of the crews. CAWG reviewed and analyzed each crew member's sleep history, sleep periods, work periods, and time of event.

After completing its review of each collision case, CAWG found that 19 of 65 cases – nearly 30 percent – involved alertness as a PCF. Realizing the importance of the alertness issue, CAWG asked Dr. Stephen Hursh, a sleep expert already working for FRA, to independently review CAWG's findings concerning each of the 19 cases. Material reviewed by Dr. Hursh originated from Federal Railroad Administration investigations, and in some cases National Transportation Safety Board investigations. CAWG then compared his alertness assessment with that of its independent findings, the result being that CAWG's methodology was determined sound.

There are several general patterns of work and sleep history. Nearly all the collisions that had an alertness component occurred between midnight and eight in the morning. Hence, they all involved a circadian component.

Alertness Scenario #1

Scenario #1 (Table 5-5) would seldom be described as *fatigue* in the usual sense of the word. An employee had one or more days off prior to the day of the collision. There was ample opportunity for the employee to obtain at least eight hours of sleep on the day prior to the collision. But the work period started in evening and extended into the early morning hours. The call to work may have been unexpected; and, the likelihood is low the employee took an evening nap in preparation for work. As a result of this pattern, the employee experienced the combined effects of poor time of day and acute sleep debt (long hours since awakening).

Table 5-5. Alertness Scenario #1

CAWG No.	Location
1	Kenefick,
2	Jacksonville
19	Momence
32	Perkins
45	Wendover
59	North Platte
62	Vader (engineer)
65	Valley Pass

Alertness Scenario #2

Scenario #2 (Table 5-6) involves an employee's accumulated sleep debt that is the result of having either limited opportunity to sleep or to sleep only during day light hours. Usually the event occurs immediately after a day in which the available time to sleep is unfavorable for restorative sleep, perhaps combined with a chronic sleep debt, and with an unfavorable time of day. To document accumulated sleep debt in this scenario, a detailed, long-term work/rest record is required.

Table 5-6. Alertness Scenario #2

CAWG No.	Location
62	Vader (conductor)
64	Des Plaines (engineer)

Alertness Scenario #3

Scenario #3 (Table 5-7) is similar to Scenario #2. Here, there is no evidence of accumulated sleep debt over many days, but there were two work periods in a single 24-hour period and the opportunity to sleep immediately preceding the work period of the collision was in the afternoon hours when sleep is most difficult to achieve. As in the other scenarios, the work period extends into the early morning hours so this acute sleep deficit combines with an unfavorable time of day.

Table 5-7. Alertness Scenario #3

CAWG No.	Location
15	Butler
21	Palm Springs
34	Wickes
49	Pacific

Alertness Scenario #4

Scenario #4 (Table 5-8) contains five cases. These cases include medical (e.g. sleep disorders) and other issues that adversely affected the employee's alertness.

Table 5-8. Alertness Scenario #4

CAWG No.	Location
12	Navasota
38	Racine
44	Hallsville
46	Andersonville
51	Bradford

Alertness Scenario #5

Four of the 19 cases involved impaired alertness factors, but the collected data did not support inclusion into any of the above scenarios. These cases are shown in Table 5-9.

Table 5-9. Alertness Scenario #5

CAWG No.	Location
6	Largo
21	Palm Springs
50	Kenner
64	Des Planes (conductor)

The collision at Largo (No. 6) was reviewed and compared to the criteria used to classify the other twenty-one cases into one or more of the five alertness scenarios presented above. CAWG was unable, however, to conclusively classify this case as an alertness issue.

Recommendation: Alertness

CAWG makes several general observations suggesting avenues for improvements in railroad industry habits and procedures to reduce the incidence of impaired alertness. First, working between midnight and 8 am is an operational necessity that entails an operational risk. This risk needs to be further recognized and countered by the railroad industry. The circadian impairment in alertness that occurs at this time of day is a biological fact. No amount of training, conditioning, or motivation can eliminate the risk of lapses in attention that can occur at these hours. Procedural innovations should be devised to create redundancy and error checking to counter this natural phenomenon.

CAWG believes adequate sleep leading up to night work and napping immediately prior to a night shift are important countermeasures for minimizing the effects of the circadian reduction in alertness occurring between midnight and 8 am. Getting this sleep is a shared responsibility of employees and management. The employees must be trained and encouraged to:

- Understand the importance of adequate sleep and good sleep hygiene.
- Make personal decisions to incorporate evening naps into their daily routines.
- Plan activities so sleep is properly timed to minimize both chronic and acute sleep debt.

Management has a major role in enabling these behaviors. Unexpected or unplanned calls to work in the evening make it difficult for employees to take naps in anticipation of an evening call. It is unrealistic to expect employees to take naps in the evening when the family is at home unless there is a reasonable expectation they will be called to work. In short, evening calls for night work should be as predictable as possible. An unexpected call in the morning for a day shift is almost never a problem for alertness because it usually follows a night of sleep and coincides with the up-swing in normal circadian alertness. Unexpected calls in the evening are precisely the opposite; the person has already been awake for ten to twelve hours and will experience acute sleep debt. The work shift will coincide with the down-swing in circadian alertness. Operational procedures that increase the predictability of evening and night calls make it possible for employees to take necessary naps that minimize impairments to night-time alertness.

5.4 Intra-crew Communication

Findings and Discussion: Intra-crew Communication

CAWG examined the interviews conducted and data reported for the crews, attempting to document each individual's performance of assigned duties during the time previous to the collision when track authority was exceeded and up to the actual impact, noting whether the crew member stayed aboard or jumped.

CAWG experienced a wide variance in the number, extent, and completeness of written statements in the interview files. CAWG focused on factual content of data and interviews addressing individual performance of assigned duties. CAWG initially identified forty-two cases from reviewing the completed CAWG Matrix, using the perspectives defined in situations #1 through #4, shown in Table 5-10. CAWG reviewed each of the forty-two cases, establishing consensus on the ten cases that potential lack of proper intra-crew communication may have been a possible contributing factor to the collision. CAWG also focused on what could have prevented the collision and what recommendation would facilitate safety of operations by the train crew members.

Table 5-10. Intra-crew Communication

CAWG No.	Location	Situation			
		#1	#2	#3	#4
5	Hummelstown, Pennsylvania	X			
6	Largo, Indiana		X		
8	North Bay, California		X		
15	Butler, Indiana	X	X		
16	Creston, Iowa				X
17	Orin, Wyoming		X		
20	Mount Pleasant, Texas			X	X
31	Woodburn, Iowa	X			
51	Bradford, Illinois	X	X		
55	Clarendon, Texas	X			
10 cases		totals	5	5	1 2

Situation #1: Cases with Possible Contributing Factor (PCF) H316, *Poor intra-crew communications.*

Situation #2: Cases with PCF H989, *Lack of skill or practical wisdom gained by personal knowledge or action.*

Situation #3: Cases with PCF H215, *Block signal, failure to comply*; PCF H216, *Interlocking signal, failure to comply*; PCF H605, *Failure to comply with restricted speed.*

Situation #4: Cases where crew of probable violator was not performing duties during the time previous to the collision when track authority was exceeded.

Recommendation: Intra-crew Communication

When there are two or more train and engine service employees in the cab of a locomotive, there should be an established process to ensure that every wayside signal, directive, instruction, and order is clearly and completely understood and properly executed by every crew member. Other activities must not interfere with the safe

operation of the train. Particular attention to movement authority is needed when trains meet, one train overtakes another train, or when train operations occur in the vicinity of yards or industries where other train movements take place. There are ongoing crew resource management efforts.²⁹

5.5 High-Risk Holiday Periods

Findings and Discussion: High-Risk Holiday Periods

While main-track train collisions have occurred at any time of year, based on the 65 collisions reviewed by CAWG, there are two high-risk periods for main-track train collisions:

- One week period bracketing Independence Day (July 4th.).
- Three-week period bracketing Christmas (December 25th) and New Year's Day (January 1).

As shown in Table 5-11 in the six-year period 1997 through 2002, there were 10 collisions during the four-week (per year) holiday period. This exposure over the six-year period equals 24 weeks (6×4). Ten collisions over 24 weeks is an incidence risk of 0.42 collisions per week ($10 / 24 = 0.42$). The remaining 55 collisions occurring over the complementary six-year, 288-week period ($6 \times [52 - 4]$) corresponds to an incidence risk of 0.19 ($55 / 288 = 0.19$). The relative risk (RR) for the four-week holiday period is 2.21 ($RR = 0.42 / 0.19$). A statistical test applied to the differences in incidence risk indicated significance at the 95 percent level.³⁰

Reasons for the increased risk are not apparent from the review of the 65 main-track train collisions. If train traffic is reduced during the two holiday periods above, then the increase in risk during these four-weeks is more dramatic. Three other holiday periods – Memorial Day, Labor Day, and Thanksgiving – were not found to be at higher risk.

²⁹ The FRA's Human Factors Research Program and the Office of Safety have jointly sponsored an extensive program of research and development on crew resource management (CRM) training in the railroad industry. The CRM program has four components: 1) a review of CRM training methods, the types of teams found in the railroad industry, and the matching of team types with the most appropriate CRM training methods; 2) the development of curricula appropriate for CRM training for crews in transportation crafts (locomotive engineers, conductors, dispatchers, switchmen, brakemen), engineering crafts (MOW, signal maintainers, electrical catenary crews), and mechanical crafts (machinists, electricians, pipe fitters, carmen); 3) the implementation and evaluation of a pilot training program at a Class I railroad; and 4) the development of a business case for CRM training in the railroad industry.

Reports on the components of the CRM program are under review and will be posted on the FRA website when approved for publication. In addition to these reports, training course materials for the transportation, engineering and mechanical crafts will also be available.

³⁰ Chi-square (χ) = 6.82 with a p-value = 0.009. The 95 percent confidence interval for the RR is 1.28 to 3.71, a range excluding the relative risk (RR) null value of 1.00.

Table 5-11. Four High-Risk Weeks for Main-Track Train Collisions, 1997 through 2002

High-Risk Weeks: One week surrounding Independence Day; and three weeks surrounding Christmas and New Year's Day

	Four High-Risk Weeks	Forty-Eight Other Weeks
Collisions	10	55
Number of weeks	24	288
Collisions per week	0.42	0.19

Fatalities and injuries occur in main-track train collisions. Thus, there is also a risk for increased casualty to train crew members. The risk for these four weeks compared to the risk of all other weeks (Table 5-12) is 1.33 v. 0.41, a relative risk of 3.24 ($RR = 1.33 / 0.41 = 3.24$).

Table 5-12. Four High-Risk Weeks for Employee Casualties in Main-Track Train Collisions, 1997 through 2002

High-Risk Weeks: One week surrounding Independence Day; and three weeks surrounding Christmas and New Year's Day

	Four High-Risk Weeks	Forty-Eight Other Weeks
Fatalities and injuries	32	119
Number of weeks	24	288
Casualties per week	1.33	0.41

The SOFA Working Group (SWG) found a similar high-risk period existed in its review of 124 switching fatalities occurring, 1992 through 2003. The risk for these four weeks compared to the risk of all other weeks (Table 5-13) is 0.31 v. 0.19, a relative risk of 1.63 ($RR = 0.36 / 0.16 = 1.63$). SWG, too, could not find an explanation based on review data developed from FRA investigations.

Table 5-13. Switching Fatalities, January 1992 through December 2003

High-Risk Weeks: One week surrounding Independence Day; and three weeks surrounding Christmas and New Year's Day

	Four High-Risk Weeks	Forty-Eight Other Weeks
Switching fatalities	15	109
Number of weeks*	*48	**576
Fatalities per week	0.31	0.19

* number of high risk weeks = 12 years multiplied by 4 weeks/year.

** number of other weeks = 12 years multiplied by 48 weeks/year.

Recommendation: High-Risk Holiday Periods

The potential exists for the industry to better understand the reasons for the high-risk periods for main-track train collisions. Identifying the reasons could bring opportunities for prevention. Studies directed towards understanding should be undertaken. These studies need not be specific to main-track train collisions. Studies could include all human-factor related undesirable outcomes including collisions and employee casualties. These findings may identify and reduce risk during holiday periods.

The industry should alert employees to the increased risk during these periods.

5.6 End of Train Devices (EOT), 49 CFR Part 232, Subpart E

Findings and Discussion: End of Train Devices (EOT)

CAWG could find little evidence of testing and data collection on the effects of EOT activation in emergency train brake applications. How much stopping distance was actually saved by simultaneous application of the EOT? Obviously, train speed effects distance in feet. CAWG wonders whether it is proportional for speed, or if the percent benefit in stopping distance saved is greater for higher train speeds. CAWG conducted a literary search for industry data on any available research and testing on this issue. CAWG was unable to establish any definitive research or studies.

CAWG canvassed the railroad industry with little success. A few railroads responded with experience, mostly anecdotal that with the existing train brake system, "The automated feature for the 2-way valve on the rear of the train has minimal affect on stopping distance. If the emergency application actually occurred simultaneously at both ends of the train (as simulations we performed were done to evaluate this issue) stopping distance is improved approximately 10 percent."

Recommendation: End of Train Devices, 49 CFR Part 232, Subpart E

Training programs should be created, conducted, and documented on a continuing regular basis to ensure engineers are able to instinctively activate the EOT when the train brakes are put into emergency. CAWG suspects that junior engineers are probably made aware and qualified during their training. More senior engineers are of greater concern to CAWG, since instruction and review of the practice must overcome years of experience without a two way EOT to activate. This shortcoming potential for more senior engineers may manifest itself under time-critical performance of operational duties. EOT training should be included in locomotive engineer evaluations and, when possible, in rule efficiency checks. Training should also include train crew awareness of whether or not the locomotive in the lead that they are operating will activate the EOT automatically; or whether it requires manual activation. This question becomes critical as more of the new locomotives come online.

All locomotives ordered on or after August 1, 2001, or placed in service for the first time on or after August 1, 2003, shall be designed to automatically activate the two-way, end-of-train device to effectuate an emergency brake application whenever it becomes necessary for the locomotive engineer to place the train's air brakes in emergency. [from 49CFR Part 232.405(f)]³¹

Data driven simulation and actual research should be conducted and published for the railroad industry, and train crews in particular, to clearly understand the impact and importance of this issue; and the effects of EOT activation when the train brake is placed in emergency from the lead locomotive.

5.7 Crashworthiness

Findings and Discussion: Crashworthiness

Locomotive crashworthiness is important to the survivability of locomotive crews given that a collision has occurred. The intent of CAWG was not to determine the crashworthiness of various locomotives, or the advisability of crews staying in, or jumping from, the locomotive given collision certainty. However, from the review and analysis of the 65 collision cases, information was generated of likely interest to those engaged in locomotive crashworthiness. CAWG wants to make those interests aware of this information now contained in the CAWG Database.

Some analysis, however, was performed. Logistic regression was used to analyze the risk of injury and fatality in collisions from the decision to jump from, or stay in, the locomotive. This multivariate technique controls for confounding variables while testing the effect of interest – whether the employee's decisions to exit or stay, given collision certainty, changed the risk of injury or fatality. Factors controlled for affecting the risk were: train speed, collision type, whether the locomotive was built to S-580 standards. The current S-580 standards are contained in the Appendix. CAWG again stresses that

³¹ During the 1990s, prior to this requirement, several railroads had initiated this practice.

crashworthiness was not a study purpose, and its review and analytical methods did not include a study design to best capture crashworthiness information.

The analysis produced the following results:

- The probability of injury was greatly affected by the decision to exit or stay with the locomotive. Eighty-seven percent of employees who exited the locomotive were injured compared to 51 percent who stayed with the locomotive.
- There was no significant indication in the data that the decision to exit or stay with the locomotive changed the likelihood of fatality. The probability of a fatality was greatly affected by train speed.

Recommendation: Crashworthiness

CAWG suggests that future groups studying crashworthiness may find our efforts of some use as a baseline point as enhanced safety equipment and changes brought on by the continued development of S-580 standards. (Refer to Federal Railroad Administration's (FRA's) Website for existing crashworthiness studies.³²)

5.8 Operating Methods

Findings and Discussion: Operating Methods

CAWG compared collisions occurring in Traffic Control System (TCS) territory to those occurring in train order territory³³ (e.g. track warrant territory). The purpose of the comparison was to determine whether the number of collisions per million train miles are different in one type of territory versus another. The comparison was difficult to conduct because the current accident reporting form does not have a consistent process of reporting methods of operations. (See the finding on accident reporting below.)

After considerable review and discussion, CAWG was able to determine the method of operation for all collisions. Table 5-14 shows 45 CAWG collisions in TCS territory and 12 collisions for train order territory.³⁴ The remaining 8 collisions occurred in other situations.

³² On Federal Railroad Administration's (FRA's) Website: Click on 'Research and Development', then 'Research Reports'. Studies include DOT/FRA/ORD-02/03, DOT/FRA/ORD-01/23, DOT/FRA/ORD-95/08, and DOT/FRA/ORD-95/08I through 95/08V.

³³ Train order territory is defined herein as territory within which written authority is required for train movements.

³⁴ Again mentioned, train order territory is defined herein as territory within which written authority is required for train movements.

Table 5-14. Collisions by Territory Type

Territories from Volpe Center Study	Train Miles from Volpe Center Study	CAWG Collisions	Collisions per million Train Miles
Auto	44,220,891	6	
CTC	300,580,358	<u>39</u>	
Total for TCS	344,801,249	45	0.131
ABS	80,773,696	8	
Dark	58,600,600	<u>4</u>	
Total for Train Orders	139,374,296	12	0.086
Interlockings, Yard Limits, Form Bs	-----	8	-----

Using estimated train miles by territory from a Volpe Center study,³⁵ CAWG was able to form an estimated collisions per million train miles for each type of territory. The collision rate for train order territory, 0.086, is not higher than the collision rate, 0.131, for TCS territory. CAWG expected the collision rate for train order territory³⁶ to be significantly higher than TCS territory, so this is a surprising result. Most expected the additional computer assisted data and information developed with TCS to reduce exposure unique to train order territory, where additional manipulation and oversight by crew members is required; and thus, train order territory would be expected to be subject to additional human failure.

Two study limitations may account for this unexpected result:

- CAWG collisions do not represent all collisions.³⁷ For example, CAWG selected only those collisions having an FRA HQ investigation number; and from those, collisions where trains exceeded authority. Situations where crews improperly gave up authority, such as misaligning a manual switch, are not covered by CAWG.

³⁵ *Base Case Risk Assessment: Data Analysis & Tests*. Study done by the John Volpe National Transportation Systems Center for the Office of Safety, Federal Railroad Administration. RSAC/PTC Working Group Risk 2 Team. Updated April 19, 2003.

³⁶ *Train order territory* is herein defined as territory within which written authority is required for train movements.

³⁷ The Volpe Center study formed rates by territory from approximately 800 collisions. These collisions were selected based on being preventable by a Level 3 PTC system and having total damages exceeding the FRA's monetary reporting threshold.

- Collisions for 2003 and 2004 are not covered in this report. Adding CAWG collisions for these years could change the estimated collision rates in a significant way.

A PCF profile of the two types of territories sheds light on the different collision rates associated with the two territories (Table 5-15).

Table 5-15. PCFs by Territory Type

Possible Contributing Factor	Definition	Train Order Territory	TCS Territory	Remarks
E03C	Obstructed brake pipe (closed angle cock, ice, etc.)	1		
E03L	Obstructed brake pipe (closed angle cock, ice, etc.) (locomotive)		1	
H101	Impairment of efficiency or judgment because of drugs or alcohol		2	
H104	Employee asleep		8	Note: This PCF only occurred in TCS territory.
H199	Employee physical condition, other (Provide detailed description in narrative)		3	
H203	Fixed signal improperly displayed		1	
H204	Fixed signal, failure to comply	2	5	
H211	Radio communication, improper	1		
H212	Radio communication, failure to give/receive		1	
H215	Block signal, failure to comply	4	24	
H216	Interlocking signal, failure to comply		21	
H299	Other signal causes (Provide detailed description in narrative)		1	
H307	Shoving movement, man on or at leading end of movement, failure to control		1	
H316	Poor Intra-crew communication (CAWG only)	4	5	One-third of CAWG collisions in train order territory have this PCF. This is significantly higher than TCS territory.
H317	Failure to communicate unsafe condition		2	
H318	Poor crew utilization	1	4	
H398	Poor Inter-crew communication (CAWG only)	1		
H401	Failure to stop train in clear	1		
H404	Train order, track warrant, track bulletin, or timetable authority, failure	3		
H499	Other main track authority causes (Provide detailed description in narrative)	2		
H509	Improper train inspection	1		
H510	Automatic brake, insufficient		1	
H599	Other causes relating to train handling or makeup (Provide detailed description)		1	
H604	Train outside yard limits under clear block, excessive speed		1	
H605	Failure to comply with restricted speed	3	8	
H702	Switch improperly lined	2		
H799	Use of switches, other (Provide detailed description in narrative)	1		
H989	Lack of skill or practical wisdom gained by personal knowledge or action	4	6	
H991	Tampering with safety/protective device(s)		1	
H992	Operation of locomotive by uncertified/unqualified person		1	
H999	Other train operation/human factors (Provide detailed description in	1	5	

	narrative)	
M104	Extreme environmental condition - DENSE FOG	3
M199	Other extreme environmental conditions (Provide detailed description)	1
S099	Other signal failures (Provide detailed description in narrative)	1

In train order territory, Table 5-15 identifies problems with intra-crew communication in 4 of the 12 cases; this is a significantly higher ratio than the corresponding ratio for TCS of 5 out of 45 cases.

Table 5-15 also shows all collisions where at least one employee was asleep occurred in TCS territory. Table 5-15 indicates alertness is more of a risk factor in this type of territory. The 12 cases in train order territory did not identify any employee being asleep. This risk factor may partially explain why TCS territory does not exhibit a lower CAWG collision rate than train order territory.

Recommendation: Operating Methods

CAWG suggests a potential finding of differences in crew alertness between TCS and train order territory, but does not make a recommendation. Future studies may look at the performance of visual tasks, written communication requirements, and other train crew activities.

5.9 Collision Investigating and Reporting

Findings and Discussion: Collision Investigating and Reporting

Collect Human Factor Data

After reviewing the first 14 collision cases, CAWG decided to rate the quality of the Federal Railroad Administration's investigation as shown in Table 5-16. Seven cases (14 percent) were rated 'very good'; 26 (50 percent), 'good'; 17 (34 percent), 'fair'; and 1 (2.0 percent), 'marginal.'

Table 5-16. Quality Ratings of Main-Track Train Collision Investigations, 1997 through 2002

Number of Cases	Rating	Percent
7	Very Good	14
26	Good	50
17	Fair	34
1	Marginal	2
totals		
*51		100.0%

* After reviewing 14 collision cases, CAWG decided to rate the investigation quality of the remaining 51 cases.

Those cases rated as either very good or good contained detailed information concerning each employee's work history, experience, training, the level of management oversight, and work/rest histories going back at least 10 days. Those cases rated fair or marginal by CAWG did not contain many of the items listed for various reasons. These findings led CAWG to discussing how FRA conducts a collision investigation, what is required, and why FRA does not, as a rule, investigate and document an employee fatality as the result of a human factors collision with the same level of thoroughness as an employee on duty fatality (FE).

Where human factor issues were not fully developed in cases, CAWG felt that "root cause analysis," with accurate conclusions and beneficial recommendations, could not always be clearly established. However, since the end of the CAWG study period (2002) additional training has been provided for FRA Inspector forces; and regional management has been re-trained on Accident/Incident Investigation Review. This effort, along with personnel changes at FRA's Accident Analysis Branch have led, in many cases, to a more comprehensive and standardized final report, particularly over the last four years. Additionally, the FRA and some railroads are in the process of developing new human factor tools that have the potential to be useful when applied to accident/incident investigation.

Recommendation: Collision Investigating and Reporting
Collect Human Factor Data

FRA should identify and document all relevant human factor data. This data includes crew members' experience on the territory where the collision occurred, their age, experience in craft, and railroad seniority of each of the crew members in the collision (striking and struck crews). A work/rest history that clearly indicates off and on-duty times for both train crews and accompanying paperwork on how off duty time was spent, if possible, should go back a minimum of 10 days. CAWG recommends a review of management oversight for all of the violating train crew-members. The oversight should

include training results and a review of the number of efficiency tests performed on each crew member during the last 6 months, the number directly related to the incident and the number of tests passed and failed.

Findings and Discussion: Collision Investigating and Reporting
Update CAWG Database

The experience gained by the Switching Operations Fatality Analysis (SOFA) Working Group (SWG) development and analysis of a data matrix was valuable to the CAWG's work and endeavors. The SWG entered detailed information on the 76 switching fatalities upon which its October 1999 ³⁸ study was based, into a Microsoft® Excel spreadsheet. By continuing to review and add switching fatalities to its 'SOFA Matrix', the SWG created retrievable, electronic records of 124 fatalities. Integrating the information on the additional 48 switching fatalities with that of the original 76 fatalities allowed the SWG to further identify additional operational exposures to fatalities, in the form of Special Switching Hazards, to employees engaged in switching operations. CAWG would benefit from additional case analysis.

Recommendation: Collision Investigating and Reporting
Update CAWG Database

The CAWG Database allows for quick retrieval and querying of information on the 65 main-track train collisions occurring from 1997 through 2002. CAWG recommends that its Database be updated for 2003 and 2004 collisions meeting the established criteria. Additional years of information will allow for up-to-date querying to determine present risk factors and commonalities with past collision events.

Findings and Discussion: Collision Investigating and Reporting
Reporting Signal Information

CAWG notes that some collisions occurred in territory where the transiting train encountered the sequence GREEN, YELLOW, RED. CAWG considered the benefit of a fourth signal: FLASHING YELLOW, or two consecutive YELLOWS, giving a greater advanced warning time to an absolute stop signal. Changes in the configuration of existing signals may have provided beneficial results to safe operations in some of the collisions reviewed. However, the data files, which CAWG had available and reviewed, did not contain sufficient data and information on signal systems to establish and/or evaluate. Therefore, CAWG could not make a determination about the collision-prevention value, if any, of a four- signal sequence as opposed to a three.

Many cases contain information about crew members' perceptions of signal aspects prior to a collision. This information was derived from testimonies taken from those affected during post-collision interviews. Given that Distant Signals (the signal preceding a Home Signal) are not routinely equipped with recording devices and therefore cannot create a record of what aspect the Distant Signal was displaying, the investigation regarding specific signal aspects preceding the collision is based upon the testimonies of carrier officials, affected train crew members, signal tests that have been performed on the signals in question and information gleaned from data and event recorders at the Control

³⁸ *Findings and Recommendations of the SOFA Working Group*. October 1999.

Point or Interlocking where the collision took place. When these tests and signal reports contradict the crew member's testimony, it is assumed that the crew member did not correctly remember the signal indication. It appears that at times, detailed information on signal issues is not identified, collected, documented, and reported. Until this information is systematically collected, a system wide database cannot be developed capable of being queried regarding the number of collisions occurring in three signal-sequence territory, as opposed to the number occurring in territory equipped with a four sequence-system. Without this level of relevant information and data, CAWG believes that future working groups will be unable to establish specific conclusions and effect meaningful safety improvements.

Recommendation: Collision Investigating and Reporting
Reporting Signal Information

In an effort to build a reliable data base, CAWG recommends that reporting of post incident testing involving signal systems include information on the type of signal system, model number of signal apparatus, and aspects from each signal. Aspect information should be gathered from an adequate number of signals to clearly identify all those relevant to the incident. Signal apparatus information should include the type and number of heads located on each signal mast.

Finding and Discussion: Collision Investigating and Reporting
Reporting Method of Operations

CAWG found inconsistencies regarding the entries made to field number 30 (Methods of Operation) on form *FRA F6180.39* used by FRA Investigators to record objective data about the accident they are investigating. Often, commingling signal authority with safety overlays. For instance, a train operating in Traffic Control System (TCS) territory will also be governed by automatic block signals; therefore, it is redundant to use both the "e" and the "g" codes. Further, the practical difference between "T"-Timetable/train order, "j"-Track warrant, and "k"-Direct traffic control is negligible when annotating a block used to indicate a "method of operation" and could certainly be spelled out later on in the report if necessary to clarify why the accident occurred as the result of one of these methods of operation and may not have happened using another.

CAWG invested considerable effort to convert the reported codes into a framework that was useful for analysis.

Recommendation: Collision Investigating and Reporting
Reporting Method of Operations

FRA should review block 30 on the most recent form *FRA F6180.39* (Revised July 2003) and determine which methods of operation belong in the block, which methods of operation should be combined, and which methods should be removed. CAWG believes FRA would create a more standardized and efficient way of sorting on the method of operation in effect at the time of the incident.

The first of these is the fact that the
the second is the fact that the
the third is the fact that the
the fourth is the fact that the
the fifth is the fact that the
the sixth is the fact that the
the seventh is the fact that the
the eighth is the fact that the
the ninth is the fact that the
the tenth is the fact that the

the eleventh is the fact that the
the twelfth is the fact that the
the thirteenth is the fact that the
the fourteenth is the fact that the
the fifteenth is the fact that the
the sixteenth is the fact that the
the seventeenth is the fact that the
the eighteenth is the fact that the
the nineteenth is the fact that the
the twentieth is the fact that the

the twenty-first is the fact that the
the twenty-second is the fact that the
the twenty-third is the fact that the
the twenty-fourth is the fact that the
the twenty-fifth is the fact that the
the twenty-sixth is the fact that the
the twenty-seventh is the fact that the
the twenty-eighth is the fact that the
the twenty-ninth is the fact that the
the thirtieth is the fact that the

the thirty-first is the fact that the
the thirty-second is the fact that the
the thirty-third is the fact that the
the thirty-fourth is the fact that the
the thirty-fifth is the fact that the
the thirty-sixth is the fact that the
the thirty-seventh is the fact that the
the thirty-eighth is the fact that the
the thirty-ninth is the fact that the
the fortieth is the fact that the

EPILOGUE

Only in its Epilogue have CAWG members consciously offered interpretations based on their railroad experience. Such is the purpose of an epilogue. The body of a report contains factual, data-based information. An epilogue allows authors more leeway in drawing upon their experiences in interpreting data-based information.

The railroad industry is making substantial progress in reducing incidents. Many of the easily identified and understandable causes – track and mechanical – are being addressed and dangerous exposures substantially reduced or eliminated.

However, over the past ten years, the industry found no clear and identifiable trend of improvement in human factor-related collisions. Review of the 65 collisions comprising this study established that many of these events were a combination of unrelated factors and deviations occurring at the same time, at the same location, and on the same train. Sometimes these factors and deviations do not represent a readily identifiable violation of operating regulations and/or standards: the more factors and deviations present, the more likely a collision.

The railroad industry has undergone revolutionary change over the past generation. Deregulation forced railroads to become far more efficient and price-competitive than at any time in their history. These pressures were exacerbated as the U.S. economy increasingly adopted “just-in-time” manufacturing and inventory procedures.

The industry’s optimization of capacity and introduction of innovative technologies, which began after World War II, picked up steam in the 1980s. By the turn of the 21st century, employee headcounts had steeply declined, while the number of Class I railroads dwindled to single-digits and networks of Shortline carriers grew.

The operating employee of today works in a vastly different environment than his or her predecessor. It is marked by unit trains, blocking by destination, replacement of the caboose by end of train devices (EOTs), distributed power, wayside detectors, and various means of auditory and visual communications.

By far the most noticeable change for operating employees has been the reduction of crew size made possible by technology. While error-free job performance by crew members has always been the standard, that mandate is heightened in a reduced crew environment, because the observational redundancy provided by the “eyes and ears” of the third, fourth, and fifth crew members no longer exist.

This is not to say that crew size reductions have made the industry less safe. Not only does the dataset not support such a conclusion, the purpose of our review was to investigate why human factor accidents are not trending downward, not because of any increase.

Nevertheless, one important point must be made. The technology enabling the reduction of crew sizes is most adept at detection and documentation of human error. However, some of this technology does not function preventively, as would a warning from a crew member devoting an extra pair of eyes and ears to a task.

Many devices now available need further examination to evaluate their potentials to assist crew members to maintain a fail-safe job performance level. Furthermore, when new technologies are considered and designed, the industry should not lose sight of the totality of the functions being replaced, rather than merely the minimal aspects the technology will assume.

Mergers and "spin offs" during the last twenty years further complicate current methods of train operations. There has been a marked expansion of joint operations, major changes to and expansions of seniority districts, and foreign line train operations on a routine basis. Such complications require that today's road freight crews be qualified on more operating rules and physical characteristics than their predecessors could have imagined, a burden that constantly tests one's situational awareness.

For example, one collision we studied occurred when a foreign line crew failed to understand the correct meaning of a "red, over red, over yellow" signal as "restricted proceed." This mistake may have been made because the meaning on their "home" road was "diverging route approach." In another case a home signal imperfectly displayed, should be understood as a "stop." The experienced crew failed to understand that the signal they thought they observed (diverging route approach) could not be displayed at this geographic location. Although these examples are isolated, and somewhat rare, they point to the need to include situational awareness as a factor when changes to operations are being considered.

The composition of the general population from which operating employees are being hired is different than previous generations. New employees in the railroad industry have different interests, abilities, and skills than their predecessors. New railroad employees entering the work force today are more computer literate. Adolescent activities and learning processes of many new railroad employees were based on electronic and computer fundamentals.

A unique opportunity exists to tap into these skills to improve training and abilities. New methods should be developed to exploit their potential. It is easier to use potential skills to jump-start understanding of complex processes for relatively new employees. Such new methods, when implemented, could further improve safety of operations. Although education and training have a constant impact on job performance, however, they cannot substitute for on-the-job experience.

In this regard, it might be tempting to point to downsizing, outsourcing, attrition, and retirements as the cause of a drain in railroad industry knowledge levels, and stagnating human factor accident rates. The reality is much more sophisticated than that simple overview. Better training and tools should become the cornerstone for modern collision

investigation and implementation of safety improvements, and we believe that a clear mandate exists to improve investigation techniques.

The cases studied demonstrate that a measurable benefit to safety can be realized from meaningful assessment of the overall processes of train movements in main-track operations. While there is much commonality in the operating rules across America's railroads, there also is much divergence. Each railroad has developed its own system of rules and procedures to reflect the geographic, climatic, shipper, and cultural base unique to it, and numerous rules are grounded in a particularly tragic or catastrophic event a railroad endured. In some cases, implementation of rules and procedures over the years have established standards and processes that are more complicated than required, especially for new and relatively inexperienced employees.

Thus, when a detailed study of accidents is undertaken, it is natural to inquire whether – and to what extent – a particular railroad's unique "operating culture" was related to an accident. Any examination and evaluation of the overall process of train operations must be inclusive of all possible elements and parameters.

Some past investigative efforts were piecemeal, and assumed existing methods of train operations to be inviolate and immutable. Others limited themselves to regional or seniority district boundaries. Better results may be possible when these arbitrary barriers are broken down and novel solutions are considered and implemented.

Unfortunately, these changes in culture occasionally involve shifts in authority and "new ways" of operating. It is easy to argue against such initiatives, and the interests of various industry stakeholders are going to be different. However, all stakeholders must seek common ground, and compromises are both necessary and inevitable. It will take time to successfully implement resulting methods, standards, and processes. There must be a total commitment by all stakeholders for successful implementation of significant changes, with enhanced safety being the commonly shared goal.

The railroad industry's greatest challenge has always been to maintain or improve safety while increasing productivity.³⁹ Everyone wins when railroads move more freight and do it safely. However, operating employees are under more pressure than their predecessors to fulfill demand for greater productivity. Those men and women have answered the call, and the productivity of the contemporary operating employee is truly remarkable.

Nevertheless, so long as trains move by the grant of authority from wayside signals, written communications, or verbal directives perceived, received, and acted upon by human beings, the greatest influences on railroad safety will be the decisions made by the human beings in the control cab of a locomotive.⁴⁰ As the industry's technology is poised on the threshold of a new era, it is critical that all stakeholders exercise prudence and care

³⁹ See chart on Ton Miles/Employee in *Appendix*.

⁴⁰ As Dekker (2002) says, "People are the only ones who can hold together the patchwork of technologies introduced into their worlds; the only ones who can make it all work in actual practice." (p. 103)

to ensure that technological evolution does not unintentionally erode the significant progress made to date in the safety of railroad operations.

APPENDICES

A: Mr. Rutter's Letter Proposing a Collision Analysis Working Group

Federal Railroad Administration Administrator's Letters to:

June 4, 2002

Mr. Byron A. Boyd, Jr.

International President

United Transportation Union

June 4, 2002

Mr. Don M. Hahs

International President

Brotherhood of Locomotive Engineers (BLE)

June 4, 2002

Mr. Edward R. Hamberger

President

Association of American Railroads (AAR)

June 4, 2002

Mr. Frank K. Turner

President

American Short Line and Regional Railroad Association (AAR)

Reply to Administrator's letter from:

Mr. Raymond Holmes

International Vice President and National Legislative Representative

Brother of Locomotive Engineers (BLE)

B: Collision Definitions

C: Possible Contributing Factor Codes (PCFs)

D: CAWG Schedule of Meetings

E: Collision Analysis Working Group (CAWG) Roster

F: George Last's Crashworthiness Letter

G: Locomotive Crashworthiness Requirements: S-580

H: Charts and Tables from the CAWG Working Papers

1871-1872

1871-1872

1871-1872

1871-1872

1871-1872

1871-1872

1871-1872

1871-1872

1871-1872

1871-1872

1871-1872

1871-1872

1871-1872

1871-1872

1871-1872

1871-1872

APPENDIX A: Mr. Rutter's Letter Proposing a Collision Analysis Working Group

Federal Railroad Administration Administrator's Letters to:

June 4, 2002
Mr. Byron A. Boyd, Jr.
International President
United Transportation Union

June 4, 2002
Mr. Don M. Hahs
International President
Brotherhood of Locomotive Engineers (BLE)

June 4, 2002
Mr. Edward R. Hamberger
President
Association of American Railroads (AAR)

June 4, 2002
Mr. Frank K. Turner
President
American Short Line and Regional Railroad Association (AAR)

Reply to Administrator's letter from:

Mr. Raymond Holmes
International Vice President and National Legislative Representative
Brother of Locomotive Engineers (BLE)

U.S. Department
of Transportation

Federal Railroad
Administration

Administrator

1120 Vermont Ave., NW,
Washington, DC 20590

JUN 4 2002

Mr. Byron A. Boyd, Jr.
International President
United Transportation Union
14600 Detroit Avenue
Cleveland, Ohio 44107-4250

Dear Mr. Boyd:

I was very pleased to hear representatives of rail labor and rail management express their eagerness at the Railroad Safety Advisory Committee (RSAC) meeting on May 29th to work with the Federal Railroad Administration (FRA) to identify effective measures to prevent human-factors caused train accidents.

A preliminary review by FRA of major train collisions which appear to have occurred when trains "exceeded their authority" by passing a stop signal, failing to comply with a signal requiring restricted speed; or by entering territory without train order, track warrant, or direct traffic control authority during a five-year period (January 1, 1997-December 31, 2001) found 49 cases. These collisions resulted in 12 employee fatalities, 52 passenger and 97 employee injuries, and an estimated \$53,957,432 in track, signal and equipment damage. More recently, head-on collisions in Placentia, California and Clarendon, Texas resulted in three fatalities.

The RSAC, the Safety, Assurance and Compliance Program, the Switching Operations Fatality Analysis Group (SOFA), and similar endeavors, have demonstrated that safety improvements are attainable when they are the product of a collaborative industry effort.

We believe a collaborative fact-finding review and examination of these accidents and a thorough analysis of FRA's safety data by rail labor, rail management, and FRA will help find ways the industry can reduce or prevent future incidents. Therefore, I am proposing the formation of a task force of representatives of rail labor, rail management, and FRA to conduct a detailed fact-finding review and examination of these human-factors caused accidents to identify trends, patterns, best practices and formulate recommendations, if possible, based on their findings. In addition to using materials from FRA's investigations, the task force will examine the National Transportation Safety Board's (NTSB) investigative dockets and information that may exist in Locomotive Engineer Review Board files, if available.

The task force may eventually wish to expand its areas of inquiry and membership to examine safety data beyond this narrow category of accidents. However, we believe that looking at these human-factors caused accidents provides a good starting point.

The nature of the work being performed by the SOFA Working Group and its participants provide a bridge or foundation for the work of this new task force. As with recommendations produced by the SOFA Working Group, any findings or recommendations developed by the task force are not intended to be used in a rulemaking process or otherwise lead to formal action by the FRA. All stakeholders will be able to evaluate the task force's findings and recommendations with respect to their individual operating requirements and would be encouraged to implement any recommendations that would benefit their safety programs.

I encourage you, or your representative(s), to participate as a member of the new Collision Analysis and Review Task Force. You may wish to consider having your representative(s) to the SOFA Working Group represent your organization on the task force. Mr. Joseph Gallant, FRA's Office of Safety representative on the SOFA Working Group, will also serve as FRA's representative to the new task force. Please provide Mr. Gallant with the name(s) of your representative(s) by June 20. He may be reached at 202-493-6324 or 202-493-6216 (facsimile).

Thank you for your cooperation and support in this critical safety effort.

Sincerely,

A handwritten signature in dark ink, appearing to read "Allan Rutter", written in a cursive style.

Allan Rutter
Administrator

U.S. Department
of Transportation

Federal Railroad
Administration

Administrator

1120 Vermont Ave., NW.
Washington, DC 20560

JUN 4 2002

Mr. Don M. Habs
International President
Brotherhood of Locomotive Engineers
1370 Ontario Street
Cleveland, Ohio 44113-1702

Dear Mr. Habs:

I was very pleased to hear representatives of rail labor and rail management express their eagerness at the Railroad Safety Advisory Committee (RSAC) meeting on May 29th to work with the Federal Railroad Administration (FRA) to identify effective measures to prevent human-factors caused train accidents.

A preliminary review by FRA of major train collisions which appear to have occurred when trains "exceeded their authority" by passing a stop signal, failing to comply with a signal requiring restricted speed, or by entering territory without train order, track warrant, or direct traffic control authority during a five-year period (January 1, 1997-December 31, 2001) found 49 cases. These collisions resulted in 12 employee fatalities, 52 passenger and 97 employee injuries, and an estimated \$53,957,432 in track, signal and equipment damage. More recently, head-on collisions in Placentia, California and Clarendon, Texas resulted in three fatalities.

The RSAC, the Safety, Assurance and Compliance Program, the Switching Operations Fatality Analysis Group (SOFA), and similar endeavors, have demonstrated that safety improvements are attainable when they are the product of a collaborative industry effort.

We believe a collaborative fact-finding review and examination of these accidents and a thorough analysis of FRA's safety data by rail labor, rail management, and FRA will help find ways the industry can reduce or prevent future incidents. Therefore, I am proposing the formation of a task force of representatives of rail labor, rail management, and FRA to conduct a detailed fact-finding review and examination of these human-factors caused accidents to identify trends, patterns, best practices and formulate recommendations, if possible, based on their findings. In addition to using materials from FRA's investigations, the task force will examine the National Transportation Safety Board's (NTSB) investigative dockets and information that may exist in Locomotive Engineer Review Board files, if available.

The task force may eventually wish to expand its areas of inquiry and membership to examine safety data beyond this narrow category of accidents. However, we believe that looking at these human-factors caused accidents provides a good starting point.

The nature of the work being performed by the SOFA Working Group and its participants provide a bridge or foundation for the work of this new task force. As with recommendations produced by the SOFA Working Group, any findings or recommendations developed by the task force are not intended to be used in a rulemaking process or otherwise lead to formal action by the FRA. All stakeholders will be able to evaluate the task force's findings and recommendations with respect to their individual operating requirements and would be encouraged to implement any recommendations that would benefit their safety programs.

I encourage you, or your representative(s), to participate as a member of the new Collision Analysis and Review Task Force. You may wish to consider having your representative(s) to the SOFA Working Group represent your organization on the task force. Mr. Joseph Gallant, FRA's Office of Safety representative on the SOFA Working Group, will also serve as FRA's representative to the new task force. Please provide Mr. Gallant with the name(s) of your representative(s) by June 20. He may be reached at 202-493-6324 or 202-493-6216 (facsimile).

Thank you for your cooperation and support in this critical safety effort.

Sincerely,

A handwritten signature in dark ink, appearing to read "Allan Rutter", written in a cursive style.

Allan Rutter
Administrator

U.S. Department
of Transportation

Federal Railroad
Administration

Administrative

1120 Vermont Ave., NW.
Washington, DC 20590

JUN 4 2002

Mr. Edward R. Hamberger
President
Association of American Railroads
50 F Street, N.W.
Washington, D.C. 20001-1564

Dear Mr. ^{Ed}Hamberger:

I was very pleased to hear representatives of rail labor and rail management express their eagerness at the Railroad Safety Advisory Committee (RSAC) meeting on May 29th to work with the Federal Railroad Administration (FRA) to identify effective measures to prevent human-factors caused train accidents.

A preliminary review by FRA of major train collisions which appear to have occurred when trains "exceeded their authority" by passing a stop signal, failing to comply with a signal requiring restricted speed, or by entering territory without train order, track warrant, or direct traffic control authority during a five-year period (January 1, 1997-December 31, 2001) found 49 cases. These collisions resulted in 12 employee fatalities, 52 passenger and 97 employee injuries, and an estimated \$53,957,432 in track, signal and equipment damage. More recently, head-on collisions in Placentia, California and Clarendon, Texas resulted in three fatalities.

The RSAC, the Safety, Assurance and Compliance Program, the Switching Operations Fatality Analysis Group (SOFA), and similar endeavors, have demonstrated that safety improvements are attainable when they are the product of a collaborative industry effort.

We believe a collaborative fact-finding review and examination of these accidents and a thorough analysis of FRA's safety data by rail labor, rail management, and FRA will help find ways the industry can reduce or prevent future incidents. Therefore, I am proposing the formation of a task force of representatives of rail labor, rail management, and FRA to conduct a detailed fact-finding review and examination of these human-factors caused accidents to identify trends, patterns, best practices and formulate recommendations, if possible, based on their findings. In addition to using materials from FRA's investigations, the task force will examine the National Transportation Safety Board's (NTSB) investigative docket and information that may exist in Locomotive Engineer Review Board files, if available.

The task force may eventually wish to expand its areas of inquiry and membership to examine safety data beyond this narrow category of accidents. However, we believe that looking at these human-factors caused accidents provides a good starting point.

The nature of the work being performed by the SOFA Working Group and its participants provide a bridge or foundation for the work of this new task force. As with recommendations produced by the SOFA Working Group, any findings or recommendations developed by the task force are not intended to be used in a rulemaking process or otherwise lead to formal action by the FRA. All stakeholders will be able to evaluate the task force's findings and recommendations with respect to their individual operating requirements and would be encouraged to implement any recommendations that would benefit their safety programs.

I encourage you, or your representative(s), to participate as a member of the new Collision Analysis and Review Task Force. You may wish to consider having your representative(s) to the SOFA Working Group represent your organization on the task force. Mr. Joseph Gallant, FRA's Office of Safety representative on the SOFA Working Group, will also serve as FRA's representative to the new task force. Please provide Mr. Gallant with the name(s) of your representative(s) by June 20. He may be reached at 202-493-6324 or 202-493-6216 (facsimile).

Thank you for your cooperation and support in this critical safety effort.

Sincerely,

A handwritten signature in dark ink, appearing to read "Allan Rutter", written in a cursive style.

Allan Rutter
Administrator

U.S. Department
of Transportation

Administrative

1120 Vermont Ave., NW
Washington, DC 20590

Federal Railroad
Administration

JUN 4 2002

Mr. Frank K. Turner
President

American Short Line and Regional Railroad Association
1120 G Street, N.W., Suite 520
Washington, D.C. 20005-3889

Dear Mr. ^{Frank} Turner:

I was very pleased to hear representatives of rail labor and rail management express their eagerness at the Railroad Safety Advisory Committee (RSAC) meeting on May 29th to work with the Federal Railroad Administration (FRA) to identify effective measures to prevent human-factors caused train accidents.

A preliminary review by FRA of major train collisions which appear to have occurred when trains "exceeded their authority" by passing a stop signal, failing to comply with a signal requiring restricted speed, or by entering territory without train order, track warrant, or direct traffic control authority during a five-year period (January 1, 1997-December 31, 2001) found 49 cases. These collisions resulted in 12 employee fatalities, 52 passenger and 97 employee injuries, and an estimated \$53,957,432 in track, signal and equipment damage. More recently, head-on collisions in Placentia, California and Clarendon, Texas resulted in three fatalities.

The RSAC, the Safety, Assurance and Compliance Program, the Switching Operations Fatality Analysis Group (SOFA), and similar endeavors, have demonstrated that safety improvements are attainable when they are the product of a collaborative industry effort.

We believe a collaborative fact-finding review and examination of these accidents and a thorough analysis of FRA's safety data by rail labor, rail management, and FRA will help find ways the industry can reduce or prevent future incidents. Therefore, I am proposing the formation of a task force of representatives of rail labor, rail management, and FRA to conduct a detailed fact-finding review and examination of these human-factors caused accidents to identify trends, patterns, best practices and formulate recommendations, if possible, based on their findings. In addition to using materials from FRA's investigations, the task force will examine the National Transportation Safety Board's (NTSB) investigative dockets and information that may exist in Locomotive Engineer Review Board files, if available.

The task force may eventually wish to expand its areas of inquiry and membership to examine safety data beyond this narrow category of accidents. However, we believe that looking at these human-factors caused accidents provides a good starting point for our inquiry.

The nature of the work being performed by the SOFA Working Group and its participants provide a bridge or foundation for the work of this new task force. As with recommendations produced by the SOFA Working Group, any findings or recommendations developed by the task force are not intended to be used in a rulemaking process or otherwise lead to formal action by the FRA. All stakeholders will be able to evaluate the task force's findings and recommendations with respect to their individual operating requirements and would be encouraged to implement any recommendations that would benefit their safety programs.

I encourage you, or your representative(s), to participate as a member of the new Collision Analysis and Review Task Force. You may wish to consider having your representative(s) to the SOFA Working Group represent your organization on the task force. Mr. Joseph Gallant, FRA's Office of Safety representative on the SOFA Working Group, will also serve as FRA's representative to the new task force. Please provide Mr. Gallant with the name(s) of your representative(s) by June 20. He may be reached at 202-493-6324 or 202-493-6216 (facsimile).

Thank you for your cooperation and support in this critical safety effort.

Sincerely,

A handwritten signature in dark ink, appearing to read "Allan Rutter", written in a cursive style.

Allan Rutter
Administrator

June 13, 2002

Mr. Allan Rutter, Administrator
Federal Railroad Administration
1120 Vermont Avenue, NW
Washington, DC 20590

Dear Mr. Rutter:

The Brotherhood of Locomotive Engineers (BLE) has a sincere interest in participating in the FRA initiative named "Collision Analysis Review Task Force". The stated purpose is to identify effective measures to prevent human factors caused train accidents. FRA indicates that its preliminary review of data collected over a five-year period (January 1, 1997 to December 31, 2001) shows 49 train collisions. FRA, possibly the NTSB, and the railroads have apparently determined that these collisions were the result of a train exceeding its authority for which human error is the cause. Since the preliminary analysis has already determined human error as the causal factor, it would appear that the group's purpose is limited to identifying trends, patterns, best practices and formulate recommendations, if possible, based on the group's findings. BLE believes that we miss out on significant opportunities to fulfill this mission if it is automatically assumed that the human factor (error) determination is correct and goes unchallenged.

Contemporary accident investigation goes beyond the simplistic approach of blaming the accident on the operator(s) and moves toward a comprehensive analysis where human error is seen as a symptom of deeper trouble. In this procedure an accident event is an opportunity to recognize that human error is the starting point for an investigation. The investigation ought to reveal how human error is systematically connected to the tools, tasks, operations, and organizational environment. This new view of human error will be useful to the industry and will assist in fulfilling the stated mission.

In order to accomplish this comprehensive approach it is imperative that we have open disclosure of information. Nearly all the parties, except labor representatives, have had an opportunity to analyze the data. This places the "experts" who operate the trains at a considerable disadvantage. Therefore, BLE requests that the following be made available with an opportunity to review it in advance before discussions on any accident unfolds.

Page two—Collisions

BLE request of data from FRA:

1. All accident reports required by §CFR Part 225 for the specific accident.

2. Reports of investigations developed for each accident pursuant to FRA's General Manual, Part IV, General Inspection and Investigation Procedures, Accident/Incident Investigations, or other internal reports.
3. Sworn testimony.
4. Autopsies if information is determined to be relevant.
5. Any independent studies that have been, or are being conducted on the present list of accidents under consideration.
6. A list of accidents that may meet the criteria that are not under study with an explanation as to why they are not being studied.
7. State and federal regulations in effect at the time of the accident.
8. Grade crossing information where relevant.
9. Maintenance records for track and equipment.

Information needed from the NTSB:

1. Preliminary accident report.
2. Final accident report.
3. Probable cause report.

Information needed from the railroad, if not already supplied by the FRA or NTSB in their respective reports:

1. Locomotive consist data with lead locomotive number.
2. Train consist data, including loads and empties and train profile with tonnages.
3. Track plan and track profile for a distance of five miles in both directions.
4. Train handling and Air Brake Instructions for the railroad.
5. Operating rules for the railroad including Special Instructions, Timetable, Bulletins effecting movement in the area of the accident, track warrants, and other directives deemed relevant.
6. Interviews with witnesses including railroad employees.
7. Transcripts of investigations of employees involved in the accident.
8. De-certification proceedings and LERB documents and findings. (FRA if not the railroads).
9. Event recorder data from the locomotive(s).
10. Event data from loggers from signals and/or other equipment capable of monitoring on-board systems, signals, and dispatching operations.
11. Photographs or videotapes of the accident site.

Page three—Collisions

12. Voice recordings of dispatcher-crew communications.
13. Work history of the employees involved in the collision from the previous thirty days and any voice recordings made of the crew while called for duty.
14. Train delay reports.
15. Dispatchers train sheet.

16. Weather at the time of the accident from a reliable a source as possible.

BLE believes that much of this information exists or was reviewed at the time of the accident. Given the importance of the task, it should be made available for the entire group. Trusting this will bring us closer to the professional analysis expected of us and in appreciation for your interest in safety, I look forward to the opportunity to work with you on this important safety initiative.

Sincerely,

Raymond A. Holmes, Vice President and
National Legislative Representative

CC: D. M. Hahs, President
E. W. Rodzwicz, FVP
W. C. Walpert, GST
Rob Svob, SLBC-AZ
George Last, SLBC-CO
Tom Perkovich, SLBC-MN

APPENDIX B: Collision Definitions

The Federal Railroad Administration (FRA) uses the standard definitions contained in the FRA Guide for Preparing Accident/Incident Reports (1997 Guide) shown in Chapter 2 on page 6; and on page 7 in the present Guide (2003). The definition is as follows:

Collision. A collision is defined as an impact between on-track equipment consists while both are on rails and where one of the consists is operating under train movement rules, or is subject to the protection afforded to trains. This definition includes instances where a portion of a consist occupying a siding is fouling the main line and is struck by an approaching train. It does not include impacts occurring while switching within yards, as in making up or breaking up trains, shifting or setting out cars, etc. Impacts of this type are to be classified as "Other Impacts" accidents (Code "12" in item 7 on form 6180.54) when all consists involved are part of the switching movement).

The timetable or scheduled direction, should govern the classification of collisions when either one of the trains or locomotives is at rest, or when its incidental movement temporarily differs from the scheduled direction.

Head-on collision. A collision in which the trains or locomotives involved is traveling in opposite directions on the same track.

Rear-end collision. A collision in which the trains or locomotives involved is traveling in the same direction on the same track.

Side collision. A collision at a turnout where one consist strikes the side of another consist.

Raking collisions. A collision between parts or lading of a consist on an adjacent track, or with a structure such as a bridge.

Broken train collisions. A collision in which a moving train breaks into parts and an impact occurs between these parts, or when a portion of the broken train collides with another consist. Note: The several parts of a broken train are not to be treated as separate consists for reporting purposes. Information concerning such trains is to be reported on a single form.

Railroad crossing collision. A collision between on-track railroad equipment at a point where tracks intersect.

Since January 2000, the Accident Branch of the Office of Safety Assurance & Compliance have been using the above definitions to code collisions in order to make it

easier years after the fact to determine what type and how many of a particular collision had occurred (the 3 letter prefix). Prior to that time, the Accident Branch had three types of accidents, Type "A", "B" and "C":

- Type "A" accidents were those in which both the FRA and the NTSB shared their investigation but the NTSB would be responsible for the final write up.
- Type "B" accidents were those in which the FRA and the NTSB shared their investigation but the FRA would be responsible for the final write up.
- Type "C" accidents were accidents assigned by and investigated by the FRA. They were non-published with minimal NTSB headquarters interest. However, some were investigated by NTSB regional forces.

APPENDIX C: Possible Contributing Factor Codes (PCFs)

Most of the Possible Contributing Factor Codes (PCFs) were taken from the Federal Railroad Administration's FRA Guide for Preparing Accident/Incident Reports (1997 Guide).

- E03C** Obstructed brake pipe (closed angle cock, ice, etc.)
- E03L** Obstructed brake pipe (closed angle cock, ice, etc.) (LOCOMOTIVE)
- H099** Use of brakes, other (Provide detailed description in narrative)
- H101** Impairment of efficiency or judgment because of drugs or alcohol
- H104** Employee asleep
- H199** Employee physical condition, other (Provide detailed description in narrative)
- H203** Fixed signal improperly displayed
- H204** Fixed signal, failure to comply
- H211** Radio communication, improper
- H212** Radio communication, failure to give/receive
- H215** Block signal, failure to comply
- H216** Interlocking signal, failure to comply
- H299** Other signal causes (Provide detailed description in narrative)
- H307** Shoving movement, man on or at leading end of movement, failure to control
- H316** Poor intra-crew communication about work in progress
- H317** Failure to communicate unsafe condition
- H318** Poor crew utilization
- H398** Poor Inter-crew communication (CAWG only)
- H401** Failure to stop train in clear
- H404** Train order, track warrant, track bulletin, or timetable authority, failure to comply
- H499** Other main track authority causes (Provide detailed description in narrative)
- H502** Improper placement of cars in train between terminals
- H509** Improper train inspection
- H510** Automatic brake, insufficient (H001) – see note after cause H599
- H599** Other causes relating to train handling or makeup (Provide detailed description in narrative)
- H603** Train inside yard limits, excessive speed
- H604** Train outside yard limits under clear block, excessive speed
- H605** Failure to comply with restricted speed
- H702** Switch improperly lined
- H799** Use of switches, other (Provide detailed description in narrative)
- H989** Lack of skill or practical wisdom gained by personal knowledge or action
- H991** Tampering with safety/protective device(s)
- H992** Operation of locomotive by uncertified/unqualified person
- H999** Other train operation/human factors (Provide detailed description in narrative)
- M104** Extreme environmental condition – dense fog
- M199** Other extreme environmental conditions (Provide detailed description in narrative)
- S099** Other signal failures (Provide detailed description in narrative)

APPENDIX D: CAWG Schedule of Meetings

CAWG met twenty-six times from July 2002 through February 2005 to collectively work on analyzing the 65 collision cases, develop findings, and prepare its final report. Most meetings lasted three days. The date, purpose, and location of each meeting are given below. CAWG did additional work electronically – e-mail, online report collaboration, and phone teleconferencing.

Date	Purpose	Location
2002		
July 17-18	start-up and organizational planning	Alexandria, VA
September 4-6	data collection and CAWG Database development	Bedford, NH
October 2-4	CAWG Database development and case work	Washington, D.C.
November 6-8	case work	Atlanta, GA
December 11-13	case work	Las Vegas, NV
2003		
January 28-30	case work	Phoenix, AZ
February 24-26	case work	Jacksonville, FL
April 8-10	case work	Tucson, AZ
May 12-14	case work	Minneapolis, MN
June 17-19	case work	Washington, D.C.
July 28-30	case work and CAWG Database development sub-group meeting	Anaheim, CA
August 20-22	case work	Wilmington, DE
September. 16-18	case work	Bedford, NH
October 21-23	finish case work, begin analysis, outline future tasks	Washington, D.C.
November. 10-12	case analysis	Las Vegas, NV
December. 10-12	case analysis	San Antonio, TX
2004		
February 10-13	case analysis	San Diego, CA
March 23-25	case analysis	Charleston, SC
April 26-28	case analysis	Washington, DC
May 12-14	case analysis	Atlanta, GA

June 8-10	study preparation	Evart, MI
August 4-6	study preparation	Kalispell, MT
September 20-22	study preparation	Washington, DC
November 4-6	study finalization	Washington, DC
December 1-3	report writing	San Diego, CA
2005		
February 9-11	report writing	Tampa Bay, FL

APPENDIX E: Collision Analysis Working Group (CAWG) Roster

Note: roster names and affiliations below are for those members active in CAWG upon completion of this final report. In the Acknowledgment section, these members thank past members for their contribution to the CAWG effort. While a few members changed, the organizations members represented remained constant throughout.

American Short Line and Regional Railroad Association (ASLRRRA)

Matthew B. Reilly, Jr.
Executive Director, Federal and Industry
50 F Street, N.W. Suite 7020
Washington, D. C. 20005-3889
Phone: (202) 585-3434
Fax: (202) 628-6430
Email: mreilly@aslrra.org

Brotherhood of Locomotive Engineers and Trainmen (BLET)

George J. Last
Legislative Representative Div 940
Colorado State Legislative Board
1935 Dudley Street
Lakewood, Colorado 80215
Phone: (303) 238-7865
Fax: (303) 233-2281
Cell: (303) 717-3741
Email: Georgeble@aol.com

Thomas J. Perkovich
Chairman
Minnesota State Legislative Board
457 Preserve Path
West Saint Paul, Minnesota 55118
Phone: (651) 457-5077
Fax: (651) 306-9505
Cell: (651) 334-3943
Email: perkoblet@comcast.com

APPENDIX E: Collision Analysis Working Group (CAWG) Roster

Brotherhood of Locomotive Engineers and Trainmen (BLET)

Robert S. Svob, Jr.

Chairman

Arizona State Legislative Board

1534 East Water Street

Tucson, Arizona 85719-3344

Phone: (520) 327-5864

Fax: (520) 320-9697

Email: svob@ble28.org

Federal Railroad Administration (FRA)

S. Joseph Gallant

Railroad Safety Specialist

Operating Practices RRS-11

1120 Vermont Avenue, N. W. STOP 25

Washington, D. C. 20590

Phone: (202) 493-6324

Fax: (202) 493-6216

Email: joe.gallant@fra.dot.gov

Gary J. Connors

Operations Research Analyst

Office of Safety Analysis RRS-20

1120 Vermont Avenue, N.W. Mail Stop 25

Washington, D. C. 20590

Phone: (202) 493-6238

Fax: (202) 493-6216

Email: gary.connors@fra.dot.gov

United Transportation Union (UTU)

David Brickey

Michigan State Legislative Director

230 North Sycamore Street Suite C

Lansing, Michigan 48933

Phone: (517) 482-8200

Fax: (517) 482-0098

Cell: (517) 775-0478

Email: utumisld@sbcglobal.net

APPENDIX E: Collision Analysis Working Group (CAWG) Roster

United Transportation Union (UTU)

Danny Boyles
Georgia State Legislative Director
P. O. Box 390506
Snellville, Georgia 30039-0009
Phone: (770) 979-1738
Fax: (770) 985-1728
Cell: (770) 329-6316
Email: utuga012@bellsouth.net

John P. Smullen
United Transportation Union
780 Greendale Lane
Vadnais Heights, Minnesota 55127-3513
Phone: (651) 426-8018
Email: jsmullen@comcast.net

Volpe National Transportation Systems Center (VNTSC)

David Skinner
Economist
VNTSC/DTS-79, Kendall Square
Cambridge, Massachusetts 02142-1093
Phone: (617) 494-2875
Fax: (617) 494-3622
Cell: (617) 359-8581
Email: skinner@volpe.dot.gov

APPENDIX F: George Last's Crashworthiness Letter

This is a project of the RSAC (Railroad Safety Advisory Committee), dated June 24, 1997. The purpose is to promote the safe operation of trains and the survivability of the locomotive crews where train incidents do occur.

RSAC was to investigate and develop, if necessary, crashworthiness specifications to ensure the integrity of the locomotive cab in accidents resulting from collisions.

The committee reviewed relevant accident data and existing industry standards to determine what, if any appropriate modifications to the cab structure are desirable to provide additional protection above that provided by existing requirements contained in AAR standard S-580.

The requirements to protect cab occupants in event of the locomotive colliding with another locomotive or on-track equipment, shifted load on a freight car on adjacent parallel track, or highway vehicle at a highway-rail crossing is an ongoing process. Some new locomotives built after 1989 have the enhanced recommendations. Since 1994 all wide cab locomotive have been built to these recommendations.

The recommendations cover design requirement to improve crashworthiness in the short hood structure and frame by applying new criteria to improve the anti-climbers, collisions posts, corner posts and the fuel tanks.

George Last
Chairman,
Colorado Legislative Board
Brotherhood of Locomotive Engineers and Trainmen

...the ... of ...
...the ... of ...
...the ... of ...

...the ... of ...
...the ... of ...
...the ... of ...

...the ... of ...
...the ... of ...
...the ... of ...

...the ... of ...
...the ... of ...
...the ... of ...

Appendix G:

Locomotive Crashworthiness Requirements: S-580

January 9, 2004

**Association of American Railroads
Safety & Operations Department
Manual of Standards and Recommended Practices**

LOCOMOTIVE CRASHWORTHINESS REQUIREMENTS

Standard

S-580

Adopted, 1989; Revised 1994, 2002

1.0 SCOPE

These specifications for crashworthiness enhancements cover requirements applicable to all new road type locomotives, except for passenger-occupied vehicles, and road switcher/intermediate service locomotives manufactured after January 1, 2005 for use on standard gauge track on North American railroads in revenue freight service or in commuter/passenger service.

Note: Effective 1/1/05 OR not < 3 years from publication of Final Rule by FRA.

1.1 The following locomotives are exempted from this standard:

- a)* Locomotive not equipped with an operator's cab structure.
- b)* Locomotive which is designated and marked in cab "Trail Only-Do Not Occupy (Except Hostlers)"

2.0 PURPOSE

The primary purpose of these requirements is to minimize the potential for injuries and fatalities to train crews and others involved in the transportation of freight and passengers.

3.0 BACKGROUND

This specification provides design requirements for locomotives with improved crashworthiness features. The design requirements were developed as enhancements to AAR S-580 (1989) by the Locomotive Crashworthiness Working Group of the Railroad Safety Advisory Committee (RSAC), a federally-chartered advisory committee. This Working Group was comprised of AAR member railroads, rail labor, locomotive manufacturers, the Federal Railroad

Administration, and the National Transportation Safety Board.

[Note: at final rule stage, add: "This specification (2002 update) has been approved for use by the Federal Railroad Administration under the locomotive crashworthiness requirements of 49 CFR Part 229, Subpart D.]

4.0 DEFINITIONS

- 4.1 DUAL CAB** means a locomotive design incorporating cab structures at each end (longitudinally) of the vehicle.
- 4.2 MONOCOQUE DESIGN LOCOMOTIVE** means a locomotive design where the shell or skin acts as a single unit with the supporting frame to resist and transmit the loads acting on the locomotive.
- 4.3 NARROW-NOSE LOCOMOTIVE** means a locomotive with a short hood that spans substantially less than the full width of the locomotive.
- 4.4 PERMANENT DEFORMATION** means the undergoing of a permanent change in shape of a structural member of a rail vehicle.
- 4.5 ROOF RAIL** means the longitudinal structural member at the intersection of the sidewall and the roof sheathing.
- 4.6 SEMI-MONOCOQUE DESIGN-LOCOMOTIVE** means a locomotive design where the shell or skin acts, to some extent, as a single unit with the supporting frame to resist and transmit the loads acting on the locomotive.
- 4.7 SKIN** means the outer covering of a fuel tank and a rail vehicle. The skin may be covered with another coating of material such as fiberglass.
- 4.8 ULTIMATE STRENGTH** means the capacity of a structure to resist a load, which, when exceeded, causes the structure to fail due to excessive buckling, yielding and/or fracture such that the structure can no longer function as intended.
- 4.9 WIDE-NOSE LOCOMOTIVE** (North American cab) means a locomotive used in revenue freight or commuter/passenger service which is not of narrow-nose or monocoque/semi-monocoque design.
- 4.10 YIELD STRENGTH** means the capacity of a structure to resist a load which, when exceeded, causes permanent deformation of the structure.

5.0 GENERAL PROVISIONS

- 5.1** Unless specifically stated otherwise, all loads are applied opposite the direction of locomotive travel. The locomotive is assumed to be operated cab-end forward. For dual cab designs, both ends of the locomotive must meet applicable requirements of this standard.

6.0 REQUIREMENTS FOR WIDE-NOSE LOCOMOTIVES

6.1 ANTI-CLIMBERS

- 6.1.1** Width: Each locomotive must have an anti-climber that extends to the approximate 1/3 points across the width on its cab end.
- 6.1.2** Depth: The center of the anti-climber must extend to within 4" of the pulling face of the coupler with the draft gear fully compressed and be no less than 10" from the locomotive front plate for its required width.
- 6.1.3** Load: The anti-climber must be able to resist an upward or downward vertical force of 100,000- lbs. applied over a 12" width anywhere along the anti-climber perimeter.
- 6.1.4** Criteria: The load must be applied without exceeding the ultimate strength of the anti-climber.

6.2 COLLISION POSTS (See Figure 1)

- 6.2.1** Each locomotive must be equipped with at least two collision posts or equivalent structures which are located:
- (1) at the approximate 1/3 points across the width of the locomotive,
 - (2) in their entirety forward of the seating position of any crew person, and
 - (3) must extend in height to a distance 24" above the finished cab floor.
- 6.2.2** Each collision post must be continuously attached /welded to the front skin and roof of the short hood.
- 6.2.3** Each collision post must withstand the following loads without exceeding the ultimate strength of the posts and their attachments to the underframe:
- (1) A 750,000-lb.load applied over the bottom 10% of the overall height of the collision post at the base (P_s), at any angle in the horizontal plane in the range of +/- 15 degrees

of the longitudinal axis of the locomotive;

- (2) A 500,000-lb. load applied over an area, the width of the post structure and the height of 10% of the overall height of the post on each collision post, centered at a height 30 inches above the top of the underframe (P_{m-1}), at any angle in the horizontal plane in the range of ± 15 degrees of the longitudinal axis of the locomotive; and
- (3) Any load (P_{m-2}):
 - 1) that is applied at a vertical location greater than 30 inches above the top of the underframe up to the top of the collision post,
 - 2) which develops the same moment at the base as a 500,000-lb. load applied at 30 inches above the underframe ($F \cdot L = 15,000,000$ inch-pounds for $L > 30$ inches where $L = \text{height above underframe}$),
 - 3) that is applied at any angle in the horizontal plane in the range of ± 8 degrees of the longitudinal axis of the locomotive, and
 - 4) that is distributed over an area the width of the post and 10% of the height of the post.

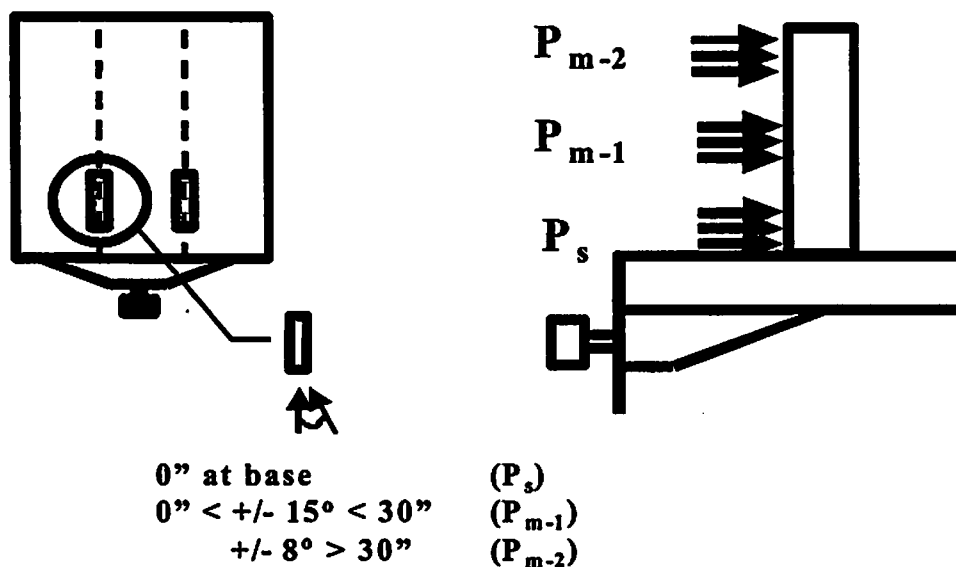


Figure 1. Schematic of Collision Post Loads.

6.3 EMERGENCY EGRESS

- 6.3.1 The locomotive cab must allow for exit through at least one opening (e.g. engineer's side door, nose door, windows) in any locomotive orientation.

6.4 EMERGENCY INTERIOR LIGHTING

- 6.4.1** Illumination design shall provide sufficient illumination, within the cab area, to allow for safe egress from the locomotive cab in the event of a collision.
- 6.4.2** Emergency interior lighting shall activate automatically upon emergency brake application for a minimum of 30 minutes at the following levels: the exit path from each seat position to each exit door shall be automatically illuminated to a level of 0.5 LUX in general and 2.5 LUX on each stair step to be negotiated to the exit door and 2.5 LUX at each door threshold higher than one inch. Illumination shall be measured at floor level and perpendicular to the floor.
- 6.4.3** Emergency interior lighting shall operate in all equipment orientations.
- 6.4.4** The locomotive main battery system or a separate battery power source shall provide for a manual reset to extinguish emergency interior lighting.

6.5 FUEL TANK

- 6.5.1** Each main diesel fuel tank used for the propulsion prime mover must meet the requirements of AAR Standard S-5506, PERFORMANCE REQUIREMENTS FOR DIESEL ELECTRIC LOCOMOTIVE FUEL TANKS (October 1, 2001), latest revision.

6.6 INTERIOR CONFIGURATION

- 6.6.1** Protruding parts, sharp edges, and corners in a locomotive cab must be rounded, radiused, or padded to mitigate the consequences of an occupant impact with such surfaces.
- 6.6.2** All appurtenances mounted in the locomotive cab, including cab seats, must be securely fastened and capable of withstanding without permanent deformation the following service forces:

Longitudinal: 3.0 g

Lateral: 1.5 g

Vertical: 2.0 g

6.7 SHORT HOOD STRUCTURE

- 6.7.1** The short hood must be capable of supporting a longitudinal load of 400,000 lbs. applied to the front of the short hood in the upper corner over an area that is 12 inches wide starting 30 inches above the top of the deck and extending to the nose cab roof sheet without exceeding ultimate

strength (see Figure 2). An acceptable method other than finite element analysis of determining compliance with above is the load-thickness formula that follows. A short hood capable of meeting this requirement has its side and top surface material properties determined by the formula contained in Section 6.7.2. The length of the short hood must be at least one-half the total height for the equation to be applicable. The base of the short hood must be securely and continuously attached to the locomotive underframe to develop the full strength of the connection.

6.7.2 The minimum sheet thicknesses of the short hood skin must be selected to satisfy the formula:

$$P_m = 6.36 \sigma_o (b_1 t_1^2 + b_2 t_2^2)^{1/3} (t_1 t_2) / (t_1 + t_2)$$

Where: P_m = mean crush force (400,000 lbs.)

b_1 = half dimension of short hood roof width (~60 inches ("))

b_2 = average hood height (~60")

t_1 = thickness of short hood roof structure

t_2 = thickness of side-walls

σ_o = material flow stress ($\sim (\sigma_y * \sigma_u)^{0.5}$) [See Section 6.7.2.1]

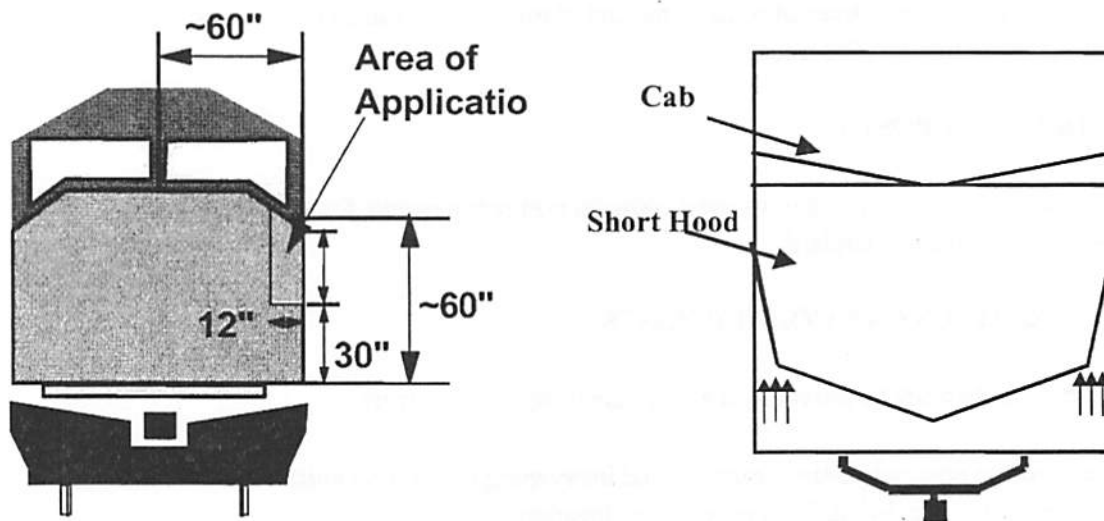


Figure 2. Diagram of Short Hood Load Application.

6.7.2.1 The flow stress is given by the formula:

$$\sigma_o = (\sigma_y * \sigma_u)^{0.5},$$

where: σ_y = the material yield stress, in pounds per square inch (PSI), and
 σ_u = the material ultimate stress, in PSI.

6.7.3 All skin on the front-facing portion of the short hood, including personnel doors, must be the equivalent strength of 1/2-inch thick steel plate at 25,000 PSI yield strength (Thinner high strength steel may be substituted where thickness varies inversely with the square root of yield strength).

6.7.4 Any windows must meet FRA glazing standards per 49 CFR Part 223.

6.8 UNDERFRAME STRENGTH

6.8.1 The underframe must be capable of withstanding a longitudinal load of 1,000,000 lbs. applied at the inner draft stops without permanent deformation of the body structure.

7.0 NARROW-NOSE LOCOMOTIVES

7.1 ANTI-CLIMBERS

7.1.1 Narrow-nose locomotives must meet the anti-climber requirements for wide-nose locomotives in Section 6.1 of this Standard.

7.2 COLLISION POSTS

7.2.1 Narrow-nose locomotives must meet collision post requirements for wide-nose locomotives in Section 6.2 of this Standard.

7.3 OPERATOR'S CAB CORNER POSTS

7.3.1 Corner posts must be provided at all corners of the cab structure.

7.3.2 Each corner post, supporting structure, and intervening connection must resist the following horizontal loads individually applied in the direction stated:

- (1) Minimum of 300,000 lbs. applied at a point even with the top of the underframe without exceeding the ultimate strength of the post. This load must be applied at any angle in the horizontal plane in the range of +/- 8 degrees from the longitudinal axis of the locomotive.
- (2) Minimum of 100,000 lbs. applied at a height from the finished cab floor to a point 30 inches above the finished floor of the cab. This load must be applied at any angle in the

horizontal plane in the range of +/- 8 degrees from the longitudinal axis of the locomotive. This load must be applied without exceeding the ultimate strength of the post or its connections.

- (3) Minimum of 45,000 lbs. applied anywhere between the top of the post at its connection to the roof structure and the top of the underframe without exceeding the ultimate strength of the post or its connections. This load must be applied toward the inside of the locomotive in any direction from the longitudinal to the transverse.

7.4 OPERATORS CAB AND HOOD STRUCTURE

- 7.4.1 The skin of the short hood end-facing area shall be equivalent to 1/2" steel plate at 25,000 PSI yield strength (where thickness varies inversely with the square root of yield strength).
- 7.4.2 This end nose plate assembly shall be securely fastened to the collision posts.
- 7.4.3 Any personnel doors in the short hood end-facing area shall be suitably reinforced to the equivalent strength of the short hood skin.
- 7.4.4 Any windows must meet Federal Railroad Administration (FRA) standards.

7.5 UNDERFRAME STRENGTH

- 7.5.1 Narrow-nose locomotives must meet underframe strength requirements for wide-nose road freight locomotives in Section 6.8 of this standard.

7.6 FUEL TANK

- 7.6.1 Narrow-nose locomotives must meet fuel tank requirements for wide-nose locomotives in Section 6.5 of this Standard.

8.0 MONOCOQUE OR SEMI-MONOCOQUE LOCOMOTIVE DESIGNS

8.1 ANTI-CLIMBERS

- 8.1.1 Monocoque design and semi-monocoque design locomotives must meet the anti-climber design requirements for wide-nose locomotives in Section 6.1 of this Standard.

8.2 CAR BODY UNDERFRAME STRENGTH

- 8.2.1** The underframe must be capable of withstanding a longitudinal load of 800,000 pounds applied at the inner draft stops without permanent deformation of the body structure.

8.3 COLLISION POSTS

- 8.3.1** Collision posts must be located at the approximate 1/3 points across the width of the vehicle and must, in their entirety, be forward of the seating position of any crew person.

- 8.3.2** Each collision post, supporting car body structure, and intervening connection must resist the following loads individually applied at any angle in the horizontal plane in the range of +/- 8 degrees of the longitudinal axis of the locomotive.

- (1) Minimum 500,000 lbs. applied at a point even with the top of the underframe, without exceeding the ultimate strength of the post and its attachment;
- (2) Minimum 200,000 lbs. applied at a point 30 inches above the top of the underframe, without exceeding the ultimate strength of the post and its attachment; and
- (3) Minimum 60,000 lbs. applied anywhere along the post above the top of the underframe, without permanent deformation.

- 8.3.3** The area properties of the collision posts, including any reinforcement required to provide the specified 500,000 lb. shear strength at the top of the underframe, must extend from the bottom of the end sill to at least 30 inches above the top of the underframe.

8.4 CORNER POSTS

- 8.4.1** The forward end structure shall have two full-height corner posts, or equivalent structure.

- 8.4.2** Each corner post shall be capable of withstanding the following:

- (a) A horizontal, longitudinal or lateral shear load 300,000 pounds applied at its joint with the underframe. This load shall be applied without exceeding the ultimate strength of the joint.
- (b) A horizontal, longitudinal, or lateral force of 100,000 pounds applied at a point 18

inches above the top of the underframe. This load shall be applied without exceeding the yield or critical buckling strength.

- (c) A minimum load of 45,000 pounds applied anywhere between the top of the post at its connection to the roof structure and the top of the underframe, without permanent deformation.

8.4.3 Corner posts in locomotives with isolated cabs may be discontinuous at the boundary of the isolated cab, but shall otherwise meet the requirements of this part for corner posts. This may require intermediate supports for the portions of the corner posts of the locomotive platform structure and in the isolated cab, and limit stops on the possible displacement of the isolated cab.

8.5 FUEL TANK

8.5.1 Monocoque and semi-monocoque design locomotives must meet the fuel tank requirements for wide-nose locomotives in Section 6.5 of this Standard.

8.6 ROOF LOAD & END STRUCTURE

8.6.1 Each cant rail shall be able to support a longitudinal load of 80,000 pounds without permanent deformation.

8.6.2 Under load conditions that cause permanent deformation of the end structure, the roof structure must help support the load.

Patrick T. Ameen
 Assistant Vice President - Technical
 Services



Monday, February 07, 2005

C-10056

Circular Letter

Subject: Implementation of Revised AAR Standard S-580: Locomotive Crashworthiness Requirements

To: MEMBERS AND PRIVATE CAR OWNERS

File Number: LM-024

AAR Standard S-580, *LOCOMOTIVE CRASHWORTHINESS REQUIREMENTS*, was initially adopted in 1989 and applicable to all new road type locomotives manufactured after August 1, 1990. It was reissued in 1995 as part of the new Manual of Standards & Recommended Practices (MSRP) Section M, Locomotives & Locomotive Equipment. AAR Recommended Practice RP-506, *PERFORMANCE STANDARDS for DIESEL ELECTRIC LOCOMOTIVE FUEL TANKS*, was initially adopted in 1995 and applicable to all new freight locomotives manufactured after July 1, 1995. It was upgraded effective October 1, 2001 to Standard S-5506 by the Locomotive Committee coincident with implementation of the Locomotive Interchange Agreement & Standards as Part 2 of MSRP Section M.

A Working Group of the Railroad Safety Advisory Committee (RSAC) was commissioned in 1997 to: *"Specifically, RSAC was charged with the investigation and development, if necessary, of crashworthiness standards to ensure the integrity of locomotive cabs in collisions, thereby minimizing fatalities and injuries to train crews."* The Working Group was comprised of representatives from railroads, locomotive manufacturers (OEMs), FRA, railway labor organizations, and the National Transportation Safety Board. The RSAC Locomotive Crashworthiness Working Group has collaboratively developed a greatly enhanced AAR S-580 which is intended to be cross-referenced in the proposed crashworthiness requirements in 49 CFR Part 229, *Locomotives*.

In its November 2, 2004 Locomotive Crashworthiness Notice of Proposed Rulemaking, FRA noted *"It is generally held throughout the industry that S-580 represented a significant step on the part of the railroad industry to improve the crashworthiness of locomotives."*

The Locomotive Committee fully supports the efforts of the RSAC Working Group (the entire Committee were members of the RSAC Working Group) and has therefore decided to adopt the enhanced S-580 in advance of the proposed FRA regulation.

Highlights:

- Includes monocoque, semi-monocoque, intermediate service & road switcher locomotives
- Strengthens collision post requirements
- Strengthens short hood structure requirements
- Includes corner post requirements for narrow-nose, monocoque & semi-monocoque locomotives
- Includes underframe strength requirements
- Clarifies anti-climber requirements
- Addresses cab interior configuration
- Adds provision for emergency egress in any locomotive orientation
- Adds emergency lighting requirements
- Includes a cross-reference to AAR Standard S-5506

Implementation:

Revised AAR S-580-2004 is appended to this circular and is applicable to all new road type locomotives, except for passenger-occupied vehicles, manufactured after December 31, 2008.

S-580-2004 will be reflected in the next issue of Section M. In the interim please insert this circular in your copy of MSRP Section M, Part 2 and be governed accordingly.


Sincerely,
Patrick T. Ameen
Assistant Vice President - Technical Services

Safety & Operations
202-639-2140 202-639-2179 [Email: pameen@aar.org](mailto:pameen@aar.org)
© 2004 AAR 50 F Street, NW, Washington, DC 20001-1564

LOCOMOTIVE CRASHWORTHINESS REQUIREMENTS

**Standard
S-580
Adopted December 2004**

Prepared for



**ASSOCIATION
OF AMERICAN
RAILROADS**

**Association of American Railroads
Safety & Operations
Manual of Standards and Recommended Practices**

S-580

PART 2

1.0 SCOPE

These specifications for crashworthiness enhancements cover requirements applicable to all new road type locomotives, except for passenger-occupied vehicles, manufactured after December 31, 2008 for use on standard gauge track on North American railroads in revenue freight service or in commuter/passenger service.

1.1 The following locomotives are exempted from this standard:

- Locomotive not equipped with an operator's cab structure.
- Locomotive which is designated and marked in cab "Trail Only-Do Not Occupy (Except Hostlers)"

2.0 PURPOSE

2.1 The primary purpose of these requirements is to minimize the potential for injuries and fatalities to train crews and others involved in the transportation of freight and passengers.

3.0 BACKGROUND

3.1 This specification provides design requirements for locomotives with improved crashworthiness features. The design requirements were developed as enhancements to AAR S-580 (1989) by the Locomotive Crashworthiness Working Group of the Railroad Safety Advisory Committee (RSAC), a federally-chartered advisory committee. This Working Group was comprised of AAR member railroads, rail labor, locomotive manufacturers, the Federal Railroad Administration, and the National Transportation Safety Board. This specification has been approved for use by the Federal Railroad Administration under the locomotive crashworthiness requirements of 49 CFR Part 229, Subpart D.

4.0 DEFINITIONS

4.1 **DUAL CAB** means a locomotive design incorporating cab structures at each end (longitudinally) of the vehicle.

4.2 **MONOCOQUE DESIGN LOCOMOTIVE** means a locomotive design where the shell or skin acts as a single unit with the supporting frame to resist and transmit the loads acting on the locomotive.

4.3 **NARROW-NOSE LOCOMOTIVE** means a locomotive with a short hood that spans substantially less than the full width of the locomotive.

**Association of American Railroads
Safety & Operations
Manual of Standards and Recommended Practices**

S-580

PART 2

4.4 PERMANENT DEFORMATION means the undergoing of a permanent change in shape of a structural member of a rail vehicle.

4.5 ROOF RAIL means the longitudinal structural member at the intersection of the sidewall and the roof sheathing.

4.6 SEMI-MONOCOQUE DESIGN LOCOMOTIVE means a locomotive design where the shell or skin acts, to some extent, as a single unit with the supporting frame to resist and transmit the loads acting on the locomotive.

4.7 SKIN means the outer covering of a fuel tank and a rail vehicle. The skin may be covered with another coating of material such as fiberglass.

4.8 ULTIMATE STRENGTH means the capacity of a structure to resist a load, which, when exceeded, causes the structure to fail due to excessive buckling, yielding and/or fracture such that the structure can no longer function as intended.

4.9 WIDE-NOSE LOCOMOTIVE (North American cab) means a locomotive used in revenue freight or commuter/passenger service which is not of narrow-nose or monocoque/semi-monocoque design.

4.10 YIELD STRENGTH means the capacity of a structure to resist a load which, when exceeded, causes permanent deformation of the structure.

5.0 GENERAL PROVISIONS

5.1 Unless specifically stated otherwise, all loads are applied opposite the direction of locomotive travel. The locomotive is assumed to be operated cab-end forward. For dual cab designs, both ends of the locomotive must meet applicable requirements of this standard.

6.0 REQUIREMENTS FOR WIDE-NOSE LOCOMOTIVES

6.1 ANTI-CLIMBERS

6.1.1 Width: Each locomotive must have an anti-climber that extends to the approximate 1/3 points across the width on its cab end.

6.1.2 Depth: The center of the anti-climber must extend to within 4" of the pulling face of the coupler with the draft gear fully compressed and be no less than 10" from the locomotive front plate for its required width.

6.1.3 Load: The anti-climber must be able to resist an upward or downward vertical force of 100,000 lbs. applied over a 12" width anywhere along the anti-climber perimeter.

6.1.4 Criteria: The load must be applied without exceeding the ultimate strength of the anti-climber.

**Association of American Railroads
Safety & Operations
Manual of Standards and Recommended Practices**

S-580

PART 2

6.2 COLLISION POSTS (See Figure 1)

6.2.1 Each locomotive must be equipped with at least two collision posts or equivalent structures which are located:

- at the approximate 1/3 points across the width of the locomotive,
- in their entirety forward of the seating position of any crew person, and
- must extend in height to a distance 24" above the finished cab floor.

6.2.2 Each collision post must be continuously attached /welded to the front skin and roof of the short hood.

6.2.3 Each collision post must withstand the following loads without exceeding the ultimate strength of the posts and their attachments to the underframe:

- A 750,000-lb. load applied over the bottom 10% of the overall height of the collision post at the base (Ps), at any angle in the horizontal plane in the range of +/- 15 degrees of the longitudinal axis of the locomotive;
- A 500,000-lb. load applied over an area, the width of the post structure and the height of 10% of the overall height of the post on each collision post, centered at a height 30 inches above the top of the underframe (Pm-1), at any angle in the horizontal plane in the range of +/- 15 degrees of the longitudinal axis of the locomotive; and
- Any load (Pm-2):
 - o that is applied at a vertical location greater than 30 inches above the top of the underframe up to the top of the collision post,
 - o which develops the same moment at the base as a 500,000-lb. load applied at 30 inches above the underframe ($F \cdot L = 15,000,000$ inch-pounds for $L > 30$ inches where $L =$ height above underframe),
 - o that is applied at any angle in the horizontal plane in the range of +/- 8 degrees of the longitudinal axis of the locomotive, and
 - o that is distributed over an area the width of the post and 10% of the height of the post.

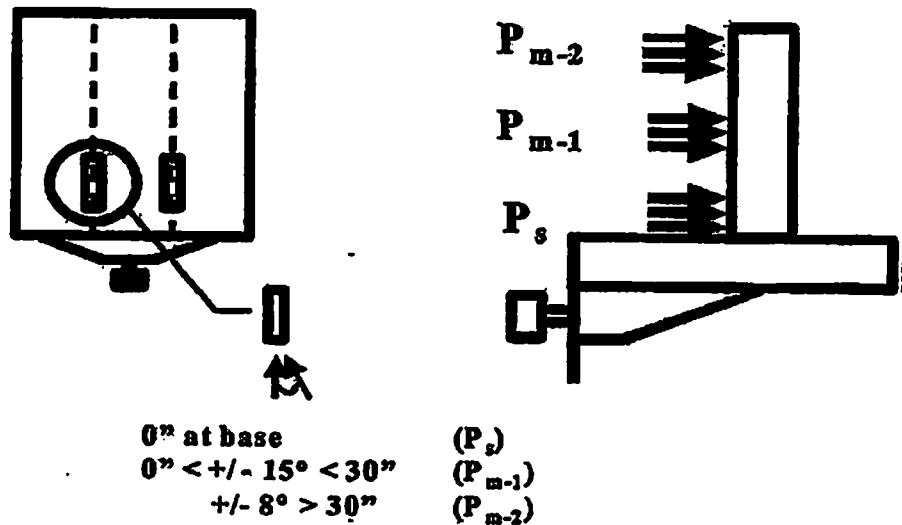


Figure 1. Schematic of Collision Post Loads.

6.3 EMERGENCY EGRESS

6.3.1 The locomotive cab must allow for exit through at least one opening (e.g. engineer's side door, nose door, windows) in any locomotive orientation.

6.4 EMERGENCY INTERIOR LIGHTING

6.4.1 Illumination design shall provide sufficient illumination, within the cab area, to allow for safe egress from the locomotive cab in the event of a collision.

6.4.2 Emergency interior lighting shall activate automatically upon emergency brake application for a minimum of 20 minutes at the following levels: the exit path from each seat position to each exit door shall be automatically illuminated to a level of 0.5 LUX in general and 2.5 LUX on each stair step to be negotiated to the exit door and 2.5 LUX at each door threshold higher than one inch. Illumination shall be measured at floor level and perpendicular to the floor.

6.4.3 Emergency interior lighting shall operate in all equipment orientations.

6.4.4 The locomotive main battery system or a separate battery power source shall provide for a manual reset to extinguish emergency interior lighting (not required if other power source is utilized).

**Association of American Railroads
Safety & Operations
Manual of Standards and Recommended Practices**

S-580

PART 2

6.5 FUEL TANK

6.5.1 Each main diesel fuel tank used for the propulsion prime mover must meet the requirements of AAR Standard S-5506, **PERFORMANCE REQUIREMENTS FOR DIESEL ELECTRIC LOCOMOTIVE FUEL TANKS** (October 1, 2001), latest revision.

6.6 INTERIOR CONFIGURATION

6.6.1 Protruding parts, sharp edges, and corners in a locomotive cab must be rounded, radiused, or padded to mitigate the consequences of an occupant impact with such surfaces.

6.6.2 All appurtenances mounted in the locomotive cab, including cab seats, must be securely fastened and capable of withstanding without permanent deformation the following service forces:

- Longitudinal: 3.0 g
- Lateral: 1.5 g
- Vertical: 2.0 g

6.7 SHORT HOOD STRUCTURE

6.7.1 The short hood must be capable of supporting a longitudinal load of 400,000 lbs. applied to the front of the short hood in the upper corner over an area that is 12 inches wide starting 30 inches above the top of the deck and extending to the nose cab roof sheet without exceeding ultimate strength (see Figure 2). An acceptable method other than finite element analysis of determining compliance with above is the load-thickness formula that follows. A short hood capable of meeting this requirement has its side and top surface material properties determined by the formula contained in Section 6.7.2. The length of the short hood must be at least one-half the total height for the equation to be applicable. The base of the short hood must be securely and continuously attached to the locomotive underframe to develop the full strength of the connection.

**Association of American Railroads
Safety & Operations
Manual of Standards and Recommended Practices**

S-580

PART 2

6.7.2 The minimum sheet thicknesses of the short hood skin must be selected to satisfy the formula:

$$P_m = 6.36 \sigma_o (b_1 t_1^2 + b_2 t_2^2)^{1/3} (t_1 t_2) / (t_1 + t_2)$$

Where: P_m = mean crush force (400,000 lbs.)

b_1 = half dimension of short hood roof width (~60 inches ("))

b_2 = average hood height (~60")

t_1 = thickness of short hood roof structure

t_2 = thickness of side-walls

σ_o = material flow stress ($\sim (\sigma_y * \sigma_u)^{0.5}$) [See Section 6.7.2.1]

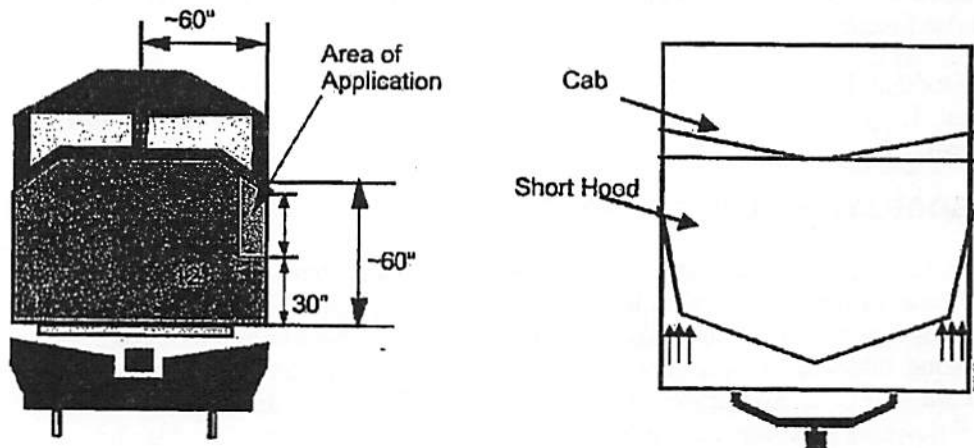


Figure 2. Diagram of Short Hood Load Application.

6.7.2.1 The flow stress is given by the formula:

$$\sigma_o = (\sigma_y * \sigma_u)^{0.5}$$

Where: σ_y = the material yield stress, in pounds per square inch (PSI), and
 σ_u = the material ultimate stress, in PSI.

6.7.3 All skin on the front-facing portion of the short hood, including personnel doors, must be the equivalent strength of 1/2-inch thick steel plate at 25,000 PSI yield strength (Thinner high strength steel may be substituted where thickness varies inversely with the square root of yield strength).

6.7.4 Any windows must meet FRA glazing standards, per 49 CFR Part 223.

**Association of American Railroads
Safety & Operations
Manual of Standards and Recommended Practices**

S-580

PART 2

6.8 UNDERFRAME STRENGTH

6.8.1 The underframe must be capable of withstanding a longitudinal load of 1,000,000 lbs. applied at the inner draft stops without permanent deformation of the body structure.

7.0 NARROW-NOSE LOCOMOTIVES

7.1 ANTI-CLIMBERS

7.1.1 Narrow-nose locomotives must meet the anti-climber requirements for wide-nose locomotives in Section 6.1 of this Standard.

7.2 COLLISION POSTS

7.2.1 Narrow-nose locomotives must meet collision post requirements for wide-nose locomotives in Section 6.2 of this Standard.

7.3 OPERATOR'S CAB CORNER POSTS

7.3.1 Corner posts must be provided at all corners of the cab structure.

7.3.2 Each corner post, supporting structure, and intervening connection must resist the following horizontal loads individually applied in the direction stated:

- Minimum of 300,000 lbs. applied at a point even with the top of the underframe without exceeding the ultimate strength of the post. This load must be applied at any angle in the horizontal plane in the range of +/- 8 degrees from the longitudinal axis of the locomotive.
- Minimum of 100,000 lbs. applied at a height from the finished cab floor to a point 30 inches above the finished floor of the cab. This load must be applied at any angle in the horizontal plane in the range of +/- 8 degrees from the longitudinal axis of the locomotive. This load must be applied without exceeding the ultimate strength of the post or its connections.
- Minimum of 45,000 lbs. applied anywhere between the top of the post at its connection to the roof structure and the top of the underframe without exceeding the ultimate strength of the post or its connections. This load must be applied toward the inside of the locomotive in any direction from the longitudinal to the transverse.

**Association of American Railroads
Safety & Operations
Manual of Standards and Recommended Practices**

S-580

PART 2

7.4 OPERATORS CAB AND HOOD STRUCTURE

7.4.1 The skin of the short hood end-facing area shall be equivalent to ½" steel plate at 25,000 PSI yield strength (where thickness varies inversely with the square root of yield strength).

7.4.2 This end nose plate assembly shall be securely fastened to the collision posts.

7.4.3 Any personnel doors in the short hood end-facing area shall be suitably reinforced to the equivalent strength of the short hood skin.

7.4.4 Any windows must meet Federal Railroad Administration (FRA) standards.

7.5 UNDERFRAME STRENGTH

7.5.1 Narrow-nose locomotives must meet underframe strength requirements for wide-nose road freight locomotives in Section 6.8 of this standard.

7.6 FUEL TANK

7.6.1 Narrow-nose locomotives must meet fuel tank requirements for wide-nose locomotives in Section 6.5 of this Standard.

8.0 MONOCOQUE OR SEMI-MONOCOQUE LOCOMOTIVE DESIGNS

8.1 ANTI-CLIMBERS

8.1.1 Monocoque design and semi-monocoque design locomotives must meet the anti-climber design requirements for wide-nose locomotives in Section 6.1 of this Standard.

8.2 CAR BODY UNDERFRAME STRENGTH

8.2.1 The underframe must be capable of withstanding a longitudinal load of 800,000 pounds applied at the inner draft stops without permanent deformation of the body structure.

8.3 COLLISION POSTS

8.3.1 Collision posts must be located at the approximate 1/3 points across the width of the vehicle and must, in their entirety, be forward of the seating position of any crew person.

**Association of American Railroads
Safety & Operations
Manual of Standards and Recommended Practices**

S-580

PART 2

8.3.2 Each collision post, supporting car body structure, and intervening connection must resist the following loads individually applied at any angle in the horizontal plane in the range of ± 8 degrees of the longitudinal axis of the locomotive.

- Minimum 500,000 lbs. applied at a point even with the top of the underframe, without exceeding the ultimate strength of the post and its attachment;
- Minimum 200,000 lbs. applied at a point 30 inches above the top of the underframe, without exceeding the ultimate strength of the post and its attachment; and
- Minimum 60,000 lbs. applied anywhere along the post above the top of the underframe, without permanent deformation.

8.3.3 The area properties of the collision posts, including any reinforcement required to provide the specified 500,000 lb. shear strength at the top of the underframe, must extend from the bottom of the end sill to at least 30 inches above the top of the underframe.

8.4 CORNER POSTS

8.4.1 The forward end structure shall have two full-height corner posts, or equivalent structure.

8.4.2 Each corner post shall be capable of withstanding the following:

- A horizontal, longitudinal or lateral shear load 300,000 pounds applied at its joint with the underframe. This load shall be applied without exceeding the ultimate strength of the joint.
- A horizontal, longitudinal, or lateral force of 100,000 pounds applied at a point 18 inches above the top of the underframe. This load shall be applied without exceeding ultimate strength.
- A minimum load of 45,000 pounds applied anywhere between the top of the post at its connection to the roof structure and the top of the underframe, without permanent deformation.

8.4.3 Corner posts in locomotives with isolated cabs may be discontinuous at the boundary of the isolated cab, but shall otherwise meet the requirements of this part for corner posts. This may require intermediate supports for the portions of the corner posts of the locomotive platform structure and in the isolated cab, and limit stops on the possible displacement of the isolated cab.

1. The first part of the report deals with the general situation of the country and the progress of the work.

2. The second part of the report deals with the results of the work and the progress of the work.

3. The third part of the report deals with the results of the work and the progress of the work.

4. The fourth part of the report deals with the results of the work and the progress of the work.

5. The fifth part of the report deals with the results of the work and the progress of the work.

6. The sixth part of the report deals with the results of the work and the progress of the work.

7. The seventh part of the report deals with the results of the work and the progress of the work.

8. The eighth part of the report deals with the results of the work and the progress of the work.

9. The ninth part of the report deals with the results of the work and the progress of the work.

10. The tenth part of the report deals with the results of the work and the progress of the work.

11. The eleventh part of the report deals with the results of the work and the progress of the work.

12. The twelfth part of the report deals with the results of the work and the progress of the work.

13. The thirteenth part of the report deals with the results of the work and the progress of the work.

14. The fourteenth part of the report deals with the results of the work and the progress of the work.

15. The fifteenth part of the report deals with the results of the work and the progress of the work.

16. The sixteenth part of the report deals with the results of the work and the progress of the work.

17. The seventeenth part of the report deals with the results of the work and the progress of the work.

Appendix H: Charts and Tables from the CAWG Working Papers

This Data Appendix contains Excel charts and tables of possible interest to readers from the working papers of the Collision Analysis Working Group (CAWG). The tables in the text were originally displayed in these working papers. The charts and tables are organized topically, and presented in original form. CAWG used these exhibits to discuss and analyze the 65 main track collisions – and especially to search for commonalities among collisions.

Data contained in the charts and tables resulted from searches, or ‘cuts,’ of the CAWG Database that various CAWG members thought potentially useful in describing and understanding issues and mechanisms contributing to collisions. With the CAWG Database search capability, the charts and tables could be constructed in *real time* during CAWG meetings, facilitating discussion and analysis of collision cases. The charts and tables both rule in, and rule out, issues affecting some or all of the 65 main track collisions – and, in some instances, leave judgments on issues indecisive.

With the flexibility of the CAWG Database, many data searches were Boolean. That is, a search involved simultaneous consideration of two or more issues, e.g. crew experience and whether crew members were performing their job in the critical zone (at point when collision could have been avoided). Thus, classification under a single, even a double, topic heading may not totally reflect the complexity and interaction among issues presented.

Below are listed the charts and tables, arranged alphabetically by topic, and reproduced in black and white. The originals contained color-coding and highlighting.

- Alertness
- Collision Consequences: Casualty, Property Damage, and Hazmat
- Crew’s Age and Experience
- Collisions per Billion Train Miles, Total Train Miles, and Total Employee Hours Worked
- Emergency Medical Services (EMS)
- Locomotive Crashworthiness and Crew’s Decision to Jump or Stay
- Method of Operation
- Performance of Critical Duties
- Possible Contributing Factors (PCFs)
- Rating of FRA Investigations
- Signals
- Speed
- Time of Occurrence
- Track Type
- Train Characteristics

Charts and Tables from CAWG Working Papers:

Alertness

Time on Duty for Employees of Violating Trains

	Under 3Hrs	3Hrs - 5Hrs	5Hrs - 8Hrs	8Hrs - 9Hrs	Over 9Hrs	Total
Count	37	64	30	13	144	
Percent	25.7%	44.4%	20.8%	9.0%		

Time on Duty for Employees of Non-Violating Trains

	Under 2Hrs	2Hrs - 5Hrs	5Hrs - 8Hrs	8Hrs - 9Hrs	Over 9Hrs	Total
Count	16	47	37	20	120	
Percent	13.3%	39.2%	30.8%	16.7%		

Crews Under 3Hrs	Count	Percent
Prob Vio	17	26.15%
Not Prob Vio	8	14.55%

6 H215
5 H216
5 H316
4 H605
3 H989

Alertness of Employees on Violating Trains

CAWG#	City	Town	State	Date	RR	EMPOCC	Performed Duties Impact Zone?	Time	TIMEDUTY	scenario
62	Vader		WA	15-Sep-02	BNSF	Conductor	NO	1:20 AM	2:20	2
62	Vader		WA	15-Sep-02	BNSF	Engineer	NO	1:20 AM	2:20	1
21	Palm Springs		CA	05-Jul-99	UP	Conductor	NO	1:49 AM	4:19	5
21	Palm Springs		CA	05-Jul-99	UP	Engineer	NO	1:49 AM	4:19	5
1	Kenefick		KS	02-Jul-97	UP	Engineer	NO	2:15 AM	5:45	1
15	Butler		IN	23-Mar-98	NS	Conductor	NO	4:48 AM	5:13	3
15	Butler		IN	23-Mar-98	NS	Engineer	NO	4:48 AM	5:13	3
49	Pacific		MO	13-Dec-01	UP	Engineer	NO	5:45 AM	6:22	3
49	Pacific		MO	13-Dec-01	UP	Conductor	NO	5:45 AM	6:22	3
46	Andersonville		MI	15-Nov-01	CN	Conductor	NO	5:53 AM	10:23	5
46	Andersonville		MI	15-Nov-01	CN	Engineer	NO	5:53 AM	10:23	5
64	Des Plaines		IL	21-Oct-02	UP	Engineer	NO	10:38 PM	5:38	5
64	Des Plaines		IL	21-Oct-02	UP	Conductor	NO	10:38 PM	5:38	5
2	Jacksonville		FL	01-Jul-99	ATK	Engineer	YES	3:15 AM	1:55	5
50	Kenner		LA	15-Dec-01	NOPB	Conductor	YES	4:15 AM	10:15	5
50	Kenner		LA	15-Dec-01	NOPB	Engineer	YES	4:15 AM	10:15	5
59	North Platte		NE	19-Jun-02	UP	Engineer	YES	4:15 AM	7:40	1
34	Wickes		AR	13-Sep-99	KCS	Conductor	YES	4:35 AM	4:34	5
45	Wendover		UT	13-Sep-01	ATK	Engineer	YES	5:08 AM	5:17	3
19	Momence		IL	23-Mar-99	CR	Engineer	YES	7:03 AM	5:03	5
6	Lagro		IN	31-May-97	NS	Engineer	YES	5:20 PM	10:50	1
6	Lagro		IN	31-May-97	NS	Conductor	YES	5:20 PM	10:50	5
51	Bradford		IL	01-Jan-02	UP	Engineer	YES	11:46 PM	2:36	4

Candidate Fatigue Employees on Violating Trains

65 Valley Pass no alertness issue

Charts and Tables from CAWG Working Papers:

Collision Consequences: Casualty, Property Damage, and Hazmat

Accidents Sorted by Total Damage

CAWG #	City/Town	State	Date	SumOfEADDAM	SumOfTSDAM	SumOfEQPDAM	Total Damage
49 Pacific	MO	13-Dec-01	0	497,350	7,358,570	7,855,920	
55 Clarendon	TX	28-May-02	0	110,000	6,529,192	6,639,192	
45 Wendover	UT	13-Sep-01	0	1,095,000	4,549,900	5,644,900	
1 Kenefick	KS	02-Jul-97	0	2,815,714	2,174,714	4,990,428	
25 Bellemont	AZ	31-Oct-00	925,000	208,000	3,708,101	4,841,101	
59 North Platte	NE	19-Jun-02	0	196,548	3,774,317	3,970,865	
17 Onn	WY	12-Sep-98	0	80,000	3,545,618	3,625,618	
18 Stryker	OH	17-Jan-99	0	90,000	3,215,000	3,305,000	
53 Placentia	CA	23-Apr-02	0	7,400	2,625,000	2,632,400	
44 Hallsville	TX	11-Sep-01	0	903,000	1,692,330	2,595,330	
34 Wickes	AR	13-Sep-99	0	51,000	1,846,000	1,897,000	
9 Borderland	WV	23-Oct-97	0	8,000	1,689,500	1,697,500	
48 Swenney	TX	01-Dec-02	0	158,515	1,527,425	1,685,940	
19 Mornence	IL	23-Mar-03	0	362,700	1,245,500	1,608,200	
11 W. Memphis	AR	14-Dec-97	1,095,000	63,500	318,500	1,477,000	
2 Jacksonville	FL	01-Jul-99	0	90,000	1,325,000	1,415,000	
37 Fullerton	CA	18-Nov-99	125,000	258,000	1,017,850	1,400,850	
20 Mt. Pleasant	TX	15-Apr-99	0	82,000	1,276,450	1,358,450	
38 Racine	MO	14-Jan-01	0	335,000	985,228	1,320,228	
62 Vader	WA	15-Sep-02	0	85,000	1,175,009	1,260,009	
10 Houston	TX	25-Oct-97	0	25,000	1,147,000	1,172,000	
15 Butler	IN	23-Mar-98	51,500	501,000	552,500	1,105,000	
57 Leesburg	TX	16-Jun-02	103,000	46,983	944,283	1,094,266	
21 Palm Springs	CA	05-Jul-99	0	150,000	915,000	1,065,000	
41 Glenwood	IA	18-Aug-01	0	12,500	1,047,097	1,059,597	
43 Jacksonville	TX	07-Sep-01	0	167,220	802,353	969,573	
50 Kenner	LA	15-Dec-01	0	239,200	689,667	928,867	
35 Cumberland	MD	20-Sep-99	0	4,000	908,657	912,657	
51 Bradford	IL	01-Jan-02	0	213,010	638,007	851,017	
39 Carlisle	OH	17-Feb-01	0	5,000	811,198	816,198	
58 Baltimore	MD	17-Jun-02	0	50,000	890,000	740,000	
26 Yarmony	CO	04-Nov-00	0	80,946	615,061	696,007	
63 Reddick	IL	10-Oct-02	0	10,914	595,150	606,064	
46 Andersonville	MI	15-Nov-01	0	100,000	498,750	598,750	
52 La Porte	IN	03-Feb-02	0	95,000	479,350	574,350	
22 Tyrone	OK	01-Jun-00	0	252,400	316,402	568,802	
20 Kenner	LA	21-Dec-00	0	21,000	542,000	563,000	
33 Clinton	IA	11-Aug-99	0	1,000	536,000	537,000	
16 Creston	IA	28-Mar-98	0	0	530,000	530,000	
64 Des Plaines	IL	21-Oct-02	0	182,336	346,990	529,326	
42 Ransom	IL	20-Aug-01	0	68,500	449,083	517,583	
5 Hummelstown	PA	29-Sep-97	0	0	499,500	499,500	
4 Alvord	TX	03-Nov-97	0	0	499,500	499,500	
3 Syracuse	NY	05-Feb-01	0	0	499,500	499,500	
40 Richmondville	NY	09-Apr-01	0	42,490	417,200	459,690	
12 Navasota	TX	29-Oct-97	0	61,979	383,311	445,290	
23 Cincinnati	OH	04-Sep-00	0	14,000	410,812	424,812	
31 Woodburn	IA	27-Dec-00	0	40,000	384,527	424,527	
24 Kingman	AZ	16-Sep-00	0	500	380,000	380,500	
54 Douglas	WY	11-May-02	0	3,000	295,911	298,911	
56 Aurora	IL	12-Jun-02	0	33,000	165,040	198,040	
32 Perkins	WY	22-Jul-99	0	12,000	177,012	189,012	
47 Mayfield	OH	28-Nov-01	0	3,000	174,994	177,994	
6 Lago	IN	31-May-97	0	2,500	162,000	164,500	
27 Laredo	MO	20-Nov-00	0	40,000	107,700	147,700	
14 Herington	KS	23-Mar-98	0	6,000	133,000	139,000	
7 St. Albans	WV	07-Jun-97	0	130,000	0	130,000	
65 Valley Pass	NV	05-Nov-02	0	25,000	103,000	128,000	
36 Waldeck	KS	13-Nov-99	0	5,000	66,673	71,673	
13 Welka	AL	02-Nov-97	0	0	50,000	50,000	
28 Murray	NE	18-Dec-00	0	200	37,800	38,000	
30 Malden	TX	21-Dec-00	0	0	33,765	33,765	
8 North Bay	CA	16-Oct-97	0	1,500	20,500	22,000	
San Bernardino	CA	30-Jun-02	0	0	17,170	17,170	
60 Jamaica	NY	22-Jun-02	0	0	15,000	15,000	
				2,299,500	10,142,905	70,665,667	83,108,072

Damage Summary

Total Damage	83,108,072	
Average Damage	1,278,586	
	Total	Average
Lading Damage	2,299,500	35,377
Track/Switch Damage	10,142,905	156,045
Equipment Damage	70,665,667	1,087,164
Total Damage	83,108,072	1,278,586
Most Damage in One Accident	7,855,920	

Casualty Summary

	Employees		Passengers	
	Fatalities	Injuries	Fatalities	Injuries
Probable				
Violator	11	88	0	131
Not Probable				
Violator	3	40	2	272
Sum	14	128	2	403

Hazmat Summary

CAWG #	City/Town	State	Date	Striking	Struck	HM Detailed	HM Released
1 Kenefick	KS	07/02/97				14	0
43 Jacksonville	TX	09/07/01				7	1
43 Jacksonville	TX	09/07/01				7	1
7 St. Albans	WV	06/07/97				5	1
48 Swenney	TX	12/01/02				5	0
12 Navasota	TX	10/29/97				4	0
18 Stryker	OH	01/17/99				2	2
23 Cincinnati	OH	09/04/00				1	0
25 Bellemont	AZ	10/31/00				1	0
25 Bellemont	AZ	10/31/00				1	0
37 Fullerton	CA	11/18/99				1	0
52 La Porte	IN	02/03/02				1	0

Charts and Tables from CAWG Working Papers:

Crew's Age and Experience

DATA APPENDIX

AGE

Findings and Discussion

In Table x, engineers under 40 years old were involved in 27.3 percent of the collisions. This is almost three times greater than the baseline percentage of 9.5 percent for the non-violating violating engineers (our control group). This disparity does not exist among conductors.

Table x. Engineer Age

Violating Train			Not Violating Train	
Age	Number	Percent	Number	Percent
under 40 years	12	27.3	2	9.5
40-49 years	12	27.3	11	52.4
50 and over	20	45.5	8	38.1
total	44	100.0%	21	100.0%

Summary of Conductor Age for Violator Train

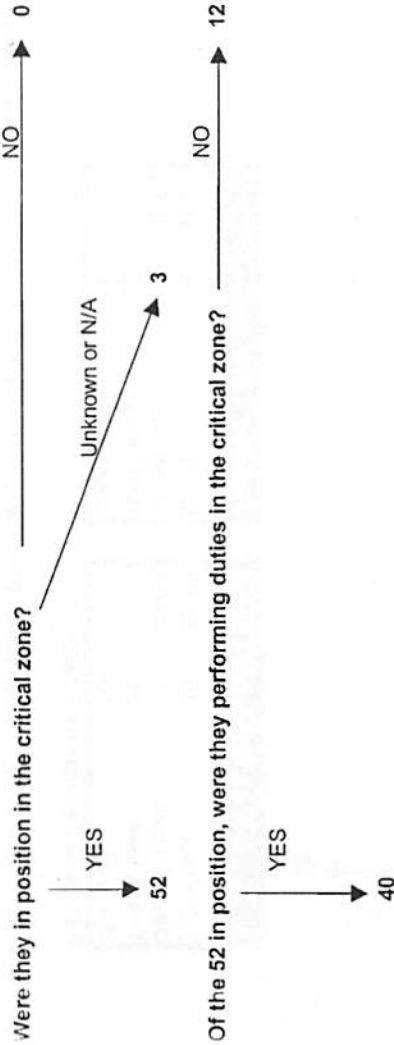
Age	Number	Percent
Under 40	13	36.1%
40 -49	11	30.6%
50 and over	12	33.3%
	36	

Summary of Conductor Age for non-Violator

Age	Number	Percent
Under 40	8	
40 -49	8	
50 and over	7	
	23	

ENGINEER ANALYSIS

55 Engineers on Probable Violating Freight Trains



Experience	Number	Percent
Under 4 Years	0	0.0%
4-15 Years	4	44.4%
Over 15 Years	5	55.6%
Total Known	9	
Unknown	3	

Fatigue was a factor for 7 cases

Age	Number	Percent
Under 40	2	22.2%
40 -49	5	55.6%
50 and over	2	22.2%
Total Known	9	
Unknown	3	

Experience	Number	Percent
Under 4 Years	15	48.4%
4-15 Years	9	29.0%
Over 15 Years	7	22.6%
Total Known	31	
Unknown	9	

Fatigue was a factor for 5 cases

Age	Number	Percent
Under 40	8	33.3%
40 -49	5	20.8%
50 and over	11	45.8%
Total Known	24	
Unknown	16	

Summary of Engineer Experience for Not Probable Violator

Experience	Number	Percent
Under 4 Years	12	31.6%
4-15 Years	13	34.2%
Over 15 Years	13	34.2%
Total Known	38	

Age	Number	Percent
Under 40	9	34.6%
40 -49	9	34.6%
50 and over	8	30.8%
Total Known	26	

Of the 38 in position and performing duties, how many involved H316 or H317? 9 (There are a total of 12 cases with H316 or H317)

Of the 38 in position and performing duties, how many involved H989? 8 (There are a total of 11 cases with H989) 3 cases overlap

CONDUCTOR ANALYSIS

54 Conductors on Probable Violating Freight Trains

Were they in position in the critical zone?

YES

48

NO

3

Unknown or N/A

3

Of the 48 in position, were they performing duties in the critical zone?

YES

38

NO

10

Experience	Number	Percent
Under 3 Years	11	39.3%
3-25 Years	10	35.7%
Over 25 Years	7	25.0%
Total Known	28	
Unknown	10	

Fatigue was a factor for 3 cases

Age	Number	Percent
Under 40	11	50.0%
40-49	6	27.3%
50 and over	5	22.7%
Total Known	22	
Unknown	16	

Of the 38 in position and performing duties, how many involved H316 or H317?

8

(There are a total of 12 cases with H316 or H317)

Of the 38 in position and performing duties, how many involved H989?

8

(There are a total of 11 cases with H989)

3 cases overlap

All with 25 or more years of service and over 45 Years old

Experience	Number	Percent
Under 3 Years	0	0.0%
3-25 Years	4	57.1%
Over 25 Years	3	42.9%
Total Known	7	
Unknown	3	

Fatigue was a factor for 6 cases

Age	Number	Percent
Under 40	1	14.3%
40-49	2	28.6%
50 and over	4	57.1%
Total Known	7	
Unknown	3	

Summary of Conductor Experience for Not Probable Violator

Experience	Number	Percent
Under 3 Years	11	28.2%
3-25 Years	18	46.2%
Over 25 Years	10	25.6%
Total Known	39	

Age	Number	Percent
Under 40	9	34.6%
40-49	9	34.6%
50 and over	8	30.8%
Total Known	26	

Conductor Experience for Propable Violator Sorted by Exeprience (All Trains)

CAWG #	City Town	State	Date	RR	EMPOCC	YRSTRNSR	MONTRNSR
58	Baltimore	MD	17-Jun-02	ATK	Conductor	0	0
37	Fullerton	CA	18-Nov-99	SCAX	Conductor	0	0
42	Ransom	IL	20-Aug-01	BNSF	Conductor	0	4
25	Bellemont	AZ	31-Oct-00	BNSF	Conductor	0	6
39	Carlisle	OH	17-Feb-01	CSX	Conductor	0	9
7	St. Albans	WV	07-Jun-97	CSX	Conductor	1	1
57	Leesburg	TX	16-Jun-02	KCS	Conductor	1	2
52	La Porte	IN	03-Feb-02	NS	Conductor	1	4
6	Lagro	IN	31-May-97	NS	Conductor	1	7
22	Tyrone	OK	01-Jun-00	UP	Conductor	1	7
36	Waldeck	KS	13-Nov-99	UP	Conductor	1	7
4	Alvord	TX	03-Nov-97	BNSF	Conductor	1	9
34	Wickes	AR	13-Sep-99	KCS	Conductor	1	11
8	North Bay	CA	16-Oct-97	BNSF	Conductor	2	0
63	Reddick	IL	10-Oct-02	NS	Conductor	2	3
51	Bradford	IL	01-Jan-02	UP	Conductor	3	0
8	North Bay	CA	16-Oct-97	BNSF	Conductor	3	4
49	Pacific	MO	13-Dec-01	UP	Conductor	3	6
53	Placentia	CA	23-Apr-02	BNSF	Conductor	3	11
65	Valley Pass	NV	05-Nov-02	UP	Conductor	4	1
64	Des Plaines	IL	21-Oct-02	UP	Conductor	4	2
30	Malden	TX	21-Dec-00	BNSF	Conductor	6	7
31	Woodburn	IA	27-Dec-00	BNSF	Conductor	6	8
3	Syracuse	NY	05-Feb-01	ATK	Conductor	14	10
13	Welka	AL	02-Nov-97	CSX	Conductor	18	

Conductor Experience for Propable Violator Sorted by Exeperience (All Trains)

CAWG #	City Town	State	Date	RR	EMPOCC	YRSTRNSR	MONTRNSR
5	Hummelstown	PA	29-Sep-97	CR	Conductor	22	0
28	Murray	NE	18-Dec-00	UP	Conductor	23	7
54	Douglas	WY	11-May-02	BNSF	Conductor	24	0
62	Vader	WA	15-Sep-02	BNSF	Conductor	25	0
46	Andersonville	MI	15-Nov-01	CN	Conductor	25	5
9	Borderland	WV	23-Oct-97	NS	Conductor	25	5
17	Orin	WY	12-Sep-98	UP	Conductor	25	11
11	W. Memphis	AR	14-Dec-97	UP	Conductor	26	
56	Aurora	IL	12-Jun-02	BNSF	Conductor	26	0
2	Jacksonville	FL	01-Jul-99	ATK	Conductor	26	0
59	North Platte	NE	19-Jun-02	UP	Conductor	27	0
1	Kenefick	KS	02-Jul-97	UP	Conductor	27	1
21	Palm Springs	CA	05-Jul-99	UP	Conductor	27	9
44	Hallsville	TX	11-Sep-01	ATK	Conductor	29	0
15	Butler	IN	23-Mar-98	NS	Conductor	29	9
29	Kenner	LA	21-Dec-00	ICG	Conductor	30	10
20	Mt. Pleasant	TX	15-Apr-99	UP	Conductor	31	
19	Momence	IL	23-Mar-03	CR	Conductor	31	9
23	Cincinnati	OH	04-Sep-00	CSX	Conductor	33	3
10	Houston,	TX	25-Oct-97	UP	Conductor	34	
16	Creston	IA	28-Mar-98	BNSF	Conductor	34	
18	Stryker	OH	17-Jan-99	CR	Conductor	34	4
26	Yarmony	CO	04-Nov-00	UP	Conductor	36	
55	Clarendon	TX	28-May-02	BNSF	Conductor	36	0
33	Clinton	IA	11-Aug-99	IMRL	Conductor	38	

Crew Experience for Propable Violator Sorted by Exeperience (All Trains)

CAWG #	City Town	State	Date	RR	EMPOCC	YRSENGSR	MONENGSR
58	Baltimore	MD	17-Jun-02	ATK	Conductor	0	0
37	Fullerton	CA	18-Nov-99	SCAX	Conductor	0	0
4	Alvord	TX	03-Nov-97	BNSF	Engineer	0	3
34	Wickes	AR	13-Sep-99	KCS	Engineer	0	4
36	Waldeck	KS	13-Nov-99	UP	Engineer	0	4
42	Ransom	IL	20-Aug-01	BNSF	Conductor	0	4
58	Baltimore	MD	17-Jun-02	ATK	Engineer	0	6
25	Bellemont	AZ	31-Oct-00	BNSF	Conductor	0	6
39	Carlisle	OH	17-Feb-01	CSX	Conductor	0	9
51	Bradford	IL	01-Jan-02	UP	Engineer	0	11
7	St. Albans	WV	07-Jun-97	CSX	Conductor	1	1
57	Leesburg	TX	16-Jun-02	KCS	Conductor	1	2
52	La Porte	IN	03-Feb-02	NS	Conductor	1	4
22	Tyrone	OK	01-Jun-00	UP	Engineer	1	5
10	Houston,	TX	25-Oct-97	UP	Engineer	1	5
7	St. Albans	WV	07-Jun-97	CSX	Engineer	1	7
6	Lagro	IN	31-May-97	NS	Conductor	1	7
22	Tyrone	OK	01-Jun-00	UP	Conductor	1	7
36	Waldeck	KS	13-Nov-99	UP	Conductor	1	7
6	Lagro	IN	31-May-97	NS	Engineer	1	9
4	Alvord	TX	03-Nov-97	BNSF	Conductor	1	9
8	North Bay	CA	16-Oct-97	BNSF	Engineer	1	11
34	Wickes	AR	13-Sep-99	KCS	Conductor	1	11
44	Hallsville	TX	11-Sep-01	ATK	Engineer	2	0
8	North Bay	CA	16-Oct-97	BNSF	Conductor	2	0
57	Leesburg	TX	16-Jun-02	KCS	Engineer	2	2
63	Reddick	IL	10-Oct-02	NS	Conductor	2	3
26	Yarmony	CO	04-Nov-00	UP	Engineer	2	6
39	Carlisle	OH	17-Feb-01	CSX	Engineer	2	10
52	La Porte	IN	03-Feb-02	NS	Engineer	2	11
17	Orin	WY	12-Sep-98	UP	Engineer	2	
51	Bradford	IL	01-Jan-02	UP	Conductor	3	0
8	North Bay	CA	16-Oct-97	BNSF	Conductor	3	4

Crew Experience for Propable Violator Sorted by Exeperience (All Trains)

CAWG #	City_Town	State	Date	RR	EMPOCC	YRSENGSR	MONENGSR
49	Pacific	MO	13-Dec-01	UP	Conductor	3	6
53	Placentia	CA	23-Apr-02	BNSF	Engineer	3	10
53	Placentia	CA	23-Apr-02	BNSF	Conductor	3	11
19	Momence	IL	23-Mar-03	CR	Engineer	3	38
65	Valley Pass	NV	05-Nov-02	UP	Conductor	4	1
64	Des Plaines	IL	21-Oct-02	UP	Conductor	4	2
42	Ransom	IL	20-Aug-01	BNSF	Engineer	4	5
29	Kenner	LA	21-Dec-00	ICG	Engineer	4	
12	Navasota	TX	29-Oct-97	UP	Engineer	5	2
39	Carlisle	OH	17-Feb-01	CSX	Engineer	5	6
23	Cincinnati	OH	04-Sep-00	CSX	Engineer	5	7
63	Reddick	IL	10-Oct-02	NS	Engineer	6	0
30	Malden	TX	21-Dec-00	BNSF	Conductor	6	7
1	Kenefick	KS	02-Jul-97	UP	Engineer	6	8
31	Woodburn	IA	27-Dec-00	BNSF	Conductor	6	8
13	Welka	AL	02-Nov-97	CSX	Engineer	6	
2	Jacksonville	FL	01-Jul-99	ATK	Engineer	7	0
64	Des Plaines	IL	21-Oct-02	UP	Engineer	7	1
65	Valley Pass	NV	05-Nov-02	UP	Engineer	7	3
25	Bellemont	AZ	31-Oct-00	BNSF	Engineer	8	1
45	Wendover	UT	13-Sep-01	ATK	Engineer	9	4
9	Borderland	WV	23-Oct-97	NS	Engineer	10	3
59	North Platte	NE	19-Jun-02	UP	Engineer	10	7
15	Butler	IN	23-Mar-98	NS	Engineer	10	10
54	Douglas	WY	11-May-02	BNSF	Engineer	12	0
3	Syracuse	NY	05-Feb-01	ATK	Engineer	14	10
3	Syracuse	NY	05-Feb-01	ATK	Conductor	14	10
20	Mt. Pleasant	TX	15-Apr-99	UP	Engineer	17	
5	Hummelstown	PA	29-Sep-97	CR	Engineer	18	0
13	Welka	AL	02-Nov-97	CSX	Conductor	18	
28	Murray	NE	18-Dec-00	UP	Engineer	21	1
45	Wendover	UT	13-Sep-01	ATK	Engineer	21	6
37	Fullerton	CA	18-Nov-99	SCAX	Engineer	22	0
5	Hummelstown	PA	29-Sep-97	CR	Conductor	22	0
8	North Bay	CA	16-Oct-97	BNSF	Engineer	23	0

Crew Experience for Propable Violator Sorted by Exeperience (All Trains)

CAWG #	City Town	State	Date	RR	EMPOCC	YRSENGSR	MONENGSR
30	Malden	TX	21-Dec-00	BNSF	Engineer	23	7
28	Murray	NE	18-Dec-00	UP	Conductor	23	7
54	Douglas	WY	11-May-02	BNSF	Conductor	24	0
49	Pacific	MO	13-Dec-01	UP	Engineer	25	0
62	Vader	WA	15-Sep-02	BNSF	Conductor	25	0
16	Creston	IA	28-Mar-98	BNSF	Engineer	25	1
46	Andersonville	MI	15-Nov-01	CN	Conductor	25	5
9	Borderland	WV	23-Oct-97	NS	Conductor	25	5
17	Orin	WY	12-Sep-98	UP	Conductor	25	11
56	Aurora	IL	12-Jun-02	BNSF	Conductor	26	0
2	Jacksonville	FL	01-Jul-99	ATK	Conductor	26	0
62	Vader	WA	15-Sep-02	BNSF	Engineer	26	
11	W. Memphis	AR	14-Dec-97	UP	Conductor	26	
59	North Platte	NE	19-Jun-02	UP	Conductor	27	0
1	Kenefick	KS	02-Jul-97	UP	Conductor	27	1
21	Palm Springs	CA	05-Jul-99	UP	Conductor	27	9
55	Clarendon	TX	28-May-02	BNSF	Engineer	29	0
44	Hallsville	TX	11-Sep-01	ATK	Conductor	29	0
15	Butler	IN	23-Mar-98	NS	Conductor	29	9
56	Aurora	IL	12-Jun-02	BNSF	Engineer	30	0
29	Kenner	LA	21-Dec-00	ICG	Conductor	30	10
46	Andersonville	MI	15-Nov-01	CN	Engineer	31	6
19	Momence	IL	23-Mar-03	CR	Conductor	31	9
20	Mt. Pleasant	TX	15-Apr-99	UP	Conductor	31	
40	Richmondville	NY	09-Apr-01	DH	Engineer	32	8
23	Cincinnati	OH	04-Sep-00	CSX	Conductor	33	3
18	Stryker	OH	17-Jan-99	CR	Engineer	33	6
18	Stryker	OH	17-Jan-99	CR	Conductor	34	4
24	Kingman	AZ	16-Sep-00	BNSF	Engineer	34	

Crew Experience for Propable Violator Sorted by Exeprience (All Trains)

CAWG #	City Town	State	Date	RR	EMPOCC	YRSENGSR	MONENGSR
10	Houston,	TX	25-Oct-97	UP	Conductor	34	
16	Creston	IA	28-Mar-98	BNSF	Conductor	34	
55	Clarendon	TX	28-May-02	BNSF	Conductor	36	0
26	Yarmony	CO	04-Nov-00	UP	Conductor	36	
33	Clinton	IA	11-Aug-99	IMRL	Conductor	38	
33	Clinton	IA	11-Aug-99	IMRL	Engineer	39	
11	W. Memphis	AR	14-Dec-97	UP	Engineer	42	

Engineer Experience for Probable Violator Sorted by Experience

CAWG #	City Town	State	Date	RR	EMPOCC	YRSENGSR	MONENGSR	AGE
6	Lagro	IN	31-May-97	NS	Engineer	1	9	24
4	Alvord	TX	03-Nov-97	BNSF	Engineer	0	3	26
19	Momence	IL	23-Mar-99	CR	Engineer	3	2	27
63	Reddick	IL	10-Oct-02	NS	Engineer	6	0	30
34	Wickes	AR	13-Sep-99	KCS	Engineer	0	4	31
7	St. Albans	WV	07-Jun-97	CSX	Engineer	1	7	31
8	North Bay	CA	16-Oct-97	BNSF	Engineer	1	11	31
42	Ransom	IL	20-Aug-01	BNSF	Engineer	4	5	34
64	Des Plaines	IL	21-Oct-02	UP	Engineer	7	1	34
39	Carlisle	OH	17-Feb-01	CSX	Engineer	2	10	35
2	Jacksonville	FL	01-Jul-99	ATK	Engineer	7	0	35
12	Navasota	TX	29-Oct-97	UP	Engineer	5	2	36
26	Yarmony	CO	04-Nov-00	UP	Engineer	2	6	40
20	Mt. Pleasant	TX	15-Apr-99	UP	Engineer	17		40
59	North Platte	NE	19-Jun-02	UP	Engineer	10	7	44
39	Carlisle	OH	17-Feb-01	CSX	Engineer	5	6	45
15	Butler	IN	23-Mar-98	NS	Engineer	10	10	45
1	Kenefick	KS	02-Jul-97	UP	Engineer	6	8	46
9	Borderland	WV	23-Oct-97	NS	Engineer	10	3	46
30	Malden	TX	21-Dec-00	BNSF	Engineer	23	7	47
53	Placentia	CA	23-Apr-02	BNSF	Engineer	3	10	48
37	Fullerton	CA	18-Nov-99	SCAX	Engineer	22	0	49
16	Creston	IA	28-Mar-98	BNSF	Engineer	25	1	49
17	Orin	WY	12-Sep-98	UP	Engineer	2		50
13	Welka	AL	02-Nov-97	CSX	Engineer	6		50
25	Bellemont	AZ	31-Oct-00	BNSF	Engineer	8	1	50
5	Hummelstown	PA	29-Sep-97	CR	Engineer	18	0	50
49	Pacific	MO	13-Dec-01	UP	Engineer	25	0	50
58	Baltimore	MD	17-Jun-02	ATK	Engineer	0	6	51
55	Clarendon	TX	28-May-02	BNSF	Engineer	29	0	51
22	Tyrone	OK	01-Jun-00	UP	Engineer	1	5	52
44	Hallsville	TX	11-Sep-01	ATK	Engineer	2	0	52
52	La Porte	IN	03-Feb-02	NS	Engineer	2	11	53
46	Andersonville	MI	15-Nov-01	CN	Engineer	31	6	55
40	Richmondville	NY	09-Apr-01	DH	Engineer	32	8	57
29	Kenner	LA	21-Dec-00	ICG	Engineer	4		58
45	Wendover	UT	13-Sep-01	ATK	Engineer	9	4	58
18	Stryker	OH	17-Jan-99	CR	Engineer	33	6	58
24	Kingman	AZ	16-Sep-00	BNSF	Engineer	34		58
45	Wendover	UT	13-Sep-01	ATK	Engineer	21	6	59
33	Clinton	IA	11-Aug-99	IMRL	Engineer	39		60
11	W. Memphis	AR	14-Dec-97	UP	Engineer	42		65
36	Waldeck	KS	13-Nov-99	UP	Engineer	0	4	
51	Bradford	IL	01-Jan-02	UP	Engineer	0	11	
10	Houston,	TX	25-Oct-97	UP	Engineer	1	5	
57	Leesburg	TX	16-Jun-02	KCS	Engineer	2	2	
23	Cincinnati	OH	04-Sep-00	CSX	Engineer	5	7	
65	Valley Pass	NV	05-Nov-02	UP	Engineer	7	3	
54	Douglas	WY	11-May-02	BNSF	Engineer	12	0	
3	Syracuse	NY	05-Feb-01	ATK	Engineer	14	10	
28	Murray	NE	18-Dec-00	UP	Engineer	21	1	
8	North Bay	CA	16-Oct-97	BNSF	Engineer	23	0	
62	Vader	WA	15-Sep-02	BNSF	Engineer	26		
56	Aurora	IL	12-Jun-02	BNSF	Engineer	30	0	

Engineer Experience for Not Probable Violator Sorted by Experience

CAWG #	City Town	State	Date	RR	EMPOCC	YRSENGSR	MONENGSR	AGE
58	Baltimore	MD	17-Jun-02	MARC	Engineer	0	0	51
33	Clinton	IA	11-Aug-99	IMRL	Engineer	0	0	
47	Mayfield	OH	28-Nov-01	CSX	Engineer	0	0	
37	Fullerton	CA	18-Nov-99	BNSF	Engineer	0	0	
50	Kenner	LA	15-Dec-01	UP	Engineer	0	0	
17	Orin	WY	12-Sep-98	UP	Engineer	1		
12	Navasota	TX	29-Oct-97	UP	Engineer	2		
10	Houston,	TX	25-Oct-97	UP	Engineer	2	2	
63	Reddick	IL	10-Oct-02	NS	Engineer	2	5	45
52	La Porte	IN	03-Feb-02	NS	Engineer	2	8	42
21	Palm Springs	CA	05-Jul-99	UP	Engineer	3		
32	Perkins	WY	22-Jul-99	UP	Engineer	3	2	48
34	Wickes	AR	13-Sep-99	KCS	Engineer	4	3	44
22	Tyrone	OK	01-Jun-00	UP	Engineer	5		43
55	Clarendon	TX	28-May-02	BNSF	Engineer	5	0	
3	Syracuse	NY	05-Feb-01	CSX	Engineer	5	4	
42	Ransom	IL	20-Aug-01	BNSF	Engineer	6	0	
59	North Platte	NE	19-Jun-02	UP	Engineer	6	1	31
62	Vader	WA	15-Sep-02	BNSF	Engineer	6	5	
2	Jacksonville	FL	01-Jul-99	ATK	Engineer	7	6	
1	Kenefick	KS	02-Jul-97	UP	Engineer	9	0	43
29	Kenner	LA	21-Dec-00	KCS	Engineer	10		49
59	North Platte	NE	19-Jun-02	UP	Engineer	13	3	52
49	Pacific	MO	13-Dec-01	UP	Engineer	20	0	41
49	Pacific	MO	13-Dec-01	UP	Engineer	21	0	
51	Bradford	IL	01-Jan-02	UP	Engineer	22	0	51
41	Glenwood	IA	18-Aug-01	BNSF	Engineer	26	0	
5	Hummelstown	PA	29-Sep-97	CR	Engineer	26	0	43
36	Waldeck	KS	13-Nov-99	UP	Engineer	28	0	
6	Lagro	IN	31-May-97	NS	Engineer	29	0	
9	Borderland	WV	23-Oct-97	NS	Engineer	29	4	50
18	Stryker	OH	17-Jan-99	CR	Engineer	29	9	58
64	Des Plaines	IL	21-Oct-02	UP	Engineer	30	0	52
46	Andersonville	MI	15-Nov-01	CN	Engineer	30	10	49
44	Hallsville	TX	11-Sep-01	UP	Engineer	36	0	
18	Stryker	OH	17-Jan-99	CR	Engineer	36	8	55

**Summary of Engineer Experience
for Probable Violator**

Experience	Number	Percent
Under 4 Years	18	33.3%
4-15 Years	18	33.3%
Over 15 Years	18	33.3%
	54	

**Summary of Engineer Age
for Probable Violator**

Age	Number	Percent
Under 40	12	27.3%
40-49	12	27.3%
50 and over	20	45.5%
	44	

5 H989

**Summary of Engineer Experience
for Probable Violator**

Experience	Number	Percent
Under 3 Years	16	29.6%
3-10 Years	18	33.3%
Over 10 Years	20	37.0%
	54	

**Summary of Engineer Experience
for Not Probable Violator**

Experience	Number	Percent
Under 4 Years	12	33.3%
4-15 Years	11	30.6%
Over 15 Years	13	36.1%
	36	

**Summary of Engineer Age
for Not Probable Violator**

Age	Number	Percent
Under 40	2	9.5%
40-49	11	52.4%
50 and over	8	38.1%
	21	

**Summary of Engineer Experience
for Not Probable Violator**

Experience	Number	Percent
Under 3 Years	10	27.8%
3-10 Years	12	33.3%
Over 10 Years	14	38.9%
	36	

Conductor Experience for Probable Violator Sorted by Exeprience (Freight Trains)

CAWG #	City Town	State	Date	RR	TRIDNUM	EMPOCC	YRSTRNSR	MONTRNSR
42	Ransom	IL	20-Aug-01	BNSF	M-KCKIHB1-19	Conductor	0	4
25	Bellemont	AZ	31-Oct-00	BNSF	P-CHIRIC1-29A	Conductor	0	6
39	Carlisle	OH	17-Feb-01	CSX	Q24316	Conductor	0	9
7	St. Albans	WV	07-Jun-97	CSX	Q30207	Conductor	1	1
57	Leesburg	TX	16-Jun-02	KCS	26-15	Conductor	1	2
52	La Porte	IN	03-Feb-02	NS	X2GB302	Conductor	1	4
6	Lagro	IN	31-May-97	NS	921L331	Conductor	1	7
36	Waldeck	KS	13-Nov-99	UP	IIMLB-11	Conductor	1	7
22	Tyrone	OK	01-Jun-00	UP	LGM-50	Conductor	1	7
4	Alvord	TX	03-Nov-97	BNSF	H-ALTBAR-103	Conductor	1	9
34	Wickes	AR	13-Sep-99	KCS	BN-9414-No.97	Conductor	1	11
63	Reddick	IL	10-Oct-02	NS	10RB410EAS	Conductor	2	3
51	Bradford	IL	01-Jan-02	UP	MCLPE01	Conductor	3	0
8	North Bay	CA	16-Oct-97	BNSF	ZSTOWSP1-16	Conductor	3	4
49	Pacific	MO	13-Dec-01	UP	CNRBW-10	Conductor	3	6
53	Placentia	CA	23-Apr-02	BNSF	PLACCL03-22	Conductor	3	11
65	Valley Pass	NV	05-Nov-02	UP	IMNOA-01	Conductor	4	1
64	Des Plaines	IL	21-Oct-02	UP	MPRSS21	Conductor	4	2
30	Malden	TX	21-Dec-00	BNSF	P-LACATG1-19	Conductor	6	7
31	Woodburn	IA	27-Dec-00	BNSF	C-BKMMEL9-04	Conductor	6	8
5	Hummelstown	PA	29-Sep-97	CR	PIBE-8	Conductor	22	0
28	Murray	NE	18-Dec-00	UP	MKCCB-17	Conductor	23	7
54	Douglas	WY	11-May-02	BNSF	E AMHBTM109	Conductor	24	0
62	Vader	WA	15-Sep-02	BNSF	U-WHIBEW3-13	Conductor	25	0
9	Borderland	WV	23-Oct-97	NS	233U222	Conductor	25	5
46	Andersonville	MI	15-Nov-01	CN	L53361-14	Conductor	25	5
17	Orin	WY	12-Sep-98	UP	CNANT-12	Conductor	25	11
11	W. Memphis	AR	14-Dec-97	UP	UP ZMESE-13	Conductor	26	
59	North Platte	NE	19-Jun-02	UP	CERCV-18 W	Conductor	27	0
1	Kenefick	KS	02-Jul-97	UP	MKSNP-01	Conductor	27	1
21	Palm Springs	CA	05-Jul-99	UP	IDULA-02 WEST	Conductor	27	9
15	Butler	IN	23-Mar-98	NS	255L5	Conductor	29	9
29	Kenner	LA	21-Dec-00	ICG	F19271-19	Conductor	30	10
20	Mt. Pleasant	TX	15-Apr-99	UP	IMNLB-14	Conductor	31	
19	Momence	IL	23-Mar-99	CR	KAEL-3	Conductor	31	9
23	Cincinnati	OH	04-Sep-00	CSX	Q50103	Conductor	33	3
10	Houston,	TX	25-Oct-97	UP	1-IHOLB-25	Conductor	34	
16	Creston	IA	28-Mar-98	BNSF	E-MEACDMO-24	Conductor	34	
18	Stryker	OH	17-Jan-99	CR	MAIL-9	Conductor	34	4
55	Clarendon	TX	28-May-02	BNSF	CRWMOK0068	Conductor	36	0
33	Clinton	IA	11-Aug-99	IMRL	I-G20A-11	Conductor	38	

4 AM to 9AM

More than 6 hours on duty

Conductor Experience for Not Probable Violator Sorted by Experience

CAWG #	City Town	State	Date	RR	EMPOCC	YRSTRNSR	MONTRNSR
41	Glenwood	IA	18-Aug-01	BNSF	Conductor	0	0
5	Hummelstown	PA	29-Sep-97	CR	Conductor	1	0
52	La Porte	IN	03-Feb-02	NS	Conductor	1	2
13	Welka	AL	02-Nov-97	CSX	Conductor	1	4
11	W. Memphis	AR	14-Dec-97	BNSF	Conductor	1	6
22	Tyrone	OK	01-Jun-00	UP	Conductor	2	6
63	Reddick	IL	10-Oct-02	NS	Conductor	2	10
3	Syracuse	NY	05-Feb-01	CSX	Conductor	3	3
47	Mayfield	OH	28-Nov-01	CSX	Conductor	3	4
34	Wickes	AR	13-Sep-99	KCS	Conductor	3	5
64	Des Plaines	IL	21-Oct-02	UP	Conductor	4	1
65	Valley Pass	NV	05-Nov-02	UP	Conductor	4	6
65	Valley Pass	NV	05-Nov-02	UP	Conductor	4	6
42	Ransom	IL	20-Aug-01	BNSF	Conductor	4	11
59	North Platte	NE	19-Jun-02	UP	Conductor	6	2
55	Clarendon	TX	28-May-02	BNSF	Conductor	7	0
10	Houston,	TX	25-Oct-97	UP	Conductor	10	8
62	Vader	WA	15-Sep-02	BNSF	Conductor	14	0
29	Kenner	LA	21-Dec-00	KCS	Conductor	21	
32	Perkins	WY	22-Jul-99	UP	Conductor	21	
18	Stryker	OH	17-Jan-99	CR	Conductor	21	7
1	Kenefick	KS	02-Jul-97	UP	Conductor	21	10
49	Pacific	MO	13-Dec-01	UP	Conductor	22	0
9	Borderland	WV	23-Oct-97	NS	Conductor	25	5
59	North Platte	NE	19-Jun-02	UP	Conductor	26	11
21	Palm Springs	CA	05-Jul-99	UP	Conductor	28	
51	Bradford	IL	01-Jan-02	UP	Conductor	28	0
6	Lagro	IN	31-May-97	NS	Conductor	30	0
49	Pacific	MO	13-Dec-01	UP	Conductor	31	0
44	Hallsville	TX	11-Sep-01	UP	Conductor	31	0
46	Andersonville	MI	15-Nov-01	CN	Conductor	32	7
18	Stryker	OH	17-Jan-99	CR	Conductor	34	9
36	Waldeck	KS	13-Nov-99	UP	Conductor	43	6

**Summary of Conductor Experience
for Probable Violator**

Experience	Number	Percent
Under 3 Years	12	29.3%
3-25 Years	15	36.6%
Over 25 Years	14	34.1%
	41	

**Summary of Conductor Age
for Probable Violator**

Age	Number	Percent
Under 40	13	36.1%
40 -49	11	30.6%
50 and over	12	33.3%
	36	

**Summary of Conductor Experience
for Probable Violator**

Experience	Number	Percent
Under 4 Years	16	39.0%
4-20 Years	4	9.8%
Over 20 Years	21	51.2%
	41	

**Summary of Conductor Experience
for Not Probable Violator**

Experience	Number	Percent
Under 3 Years	7	21.2%
3-25 Years	17	51.5%
Over 25 Years	9	27.3%
	33	

**Summary of Conductor Age
for Not Probable Violator**

Age	Number	Percent
Under 40	8	34.8%
40 -49	8	34.8%
50 and over	7	30.4%
	23	

**Summary of Conductor Experience
for Not Probable Violator**

Experience	Number	Percent
Under 4 Years	10	30.3%
4-20 Years	8	24.2%
Over 20 Years	15	45.5%
	33	

Age and Experience for all Crew Members of Probable Violating Trains

CAWG #	City-Town	State	Date	RR	EMPOCC	AGE	Experience in Current Job
32	Perkins	WY	22-Jul-99	UP	Conductor	56	
47	Mayfield	OH	28-Nov-01	CSX	Conductor		
50	Kenner	LA	15-Dec-01	NOPB	Engineer		
50	Kenner	LA	15-Dec-01	NOPB	Conductor		
35	Cumberland	MD	20-Sep-99	ATK	Assistant Condu		
9	Borderland	WV	23-Oct-97	NS	Engineer Trainee	27	
24	Kingman	AZ	16-Sep-00	BNSF	Conductor		
43	Jacksonville	TX	07-Sep-01	UP	Engineer		
40	Richmondville	NY	09-Apr-01	DH	Conductor		
35	Cumberland	MD	20-Sep-99	ATK	Engineer		
45	Wendover	UT	13-Sep-01	ATK	Conductor		
35	Cumberland	MD	20-Sep-99	ATK	Engineer		
32	Perkins	WY	22-Jul-99	UP	Engineer	48	
41	Glenwood	IA	18-Aug-01	BNSF	Engineer		
41	Glenwood	IA	18-Aug-01	BNSF	Conductor		
48	Swenney	TX	01-Dec-02	BNSF	Engineer		
48	Swenney	TX	01-Dec-02	BNSF	Conductor		
43	Jacksonville	TX	07-Sep-01	UP	Conductor		
12	Navasota	TX	29-Oct-97	UP	Conductor	26	
47	Mayfield	OH	28-Nov-01	CSX	Engineer		
45	Wendover	UT	13-Sep-01	ATK	Conductor		
27	Laredo	MO	20-Nov-00	IMRL	Engineer		
35	Cumberland	MD	20-Sep-99	ATK	Conductor		
21	Palm Springs	CA	05-Jul-99	UP	Engineer		
38	Racine	MO	14-Jan-01	BNSF	Engineer		
31	Woodburn	IA	27-Dec-00	BNSF	Engineer	59	
15	Butler	IN	23-Mar-98	NS	Eng. Trainee	38	
61	San Bernardino	CA	30-Jun-02	UP	Conductor		
61	San Bernardino	CA	30-Jun-02	UP	Engineer		
20	Mt. Pleasant	TX	15-Apr-99	UP	Engineer Trainee	28	
38	Racine	MO	14-Jan-01	BNSF	Conductor		
14	Herington	KS	23-Mar-98	UP	Engineer		
14	Herington	KS	23-Mar-98	UP	Conductor		
60	Jamaica	NY	22-Jun-02	LIRR	Engineer		
60	Jamaica	NY	22-Jun-02	LIRR	Conductor		
60	Jamaica	NY	22-Jun-02	LIRR	Conductor		
60	Jamaica	NY	22-Jun-02	LIRR	Conductor		
27	Laredo	MO	20-Nov-00	IMRL	Conductor	41	
39	Carlisle	OH	17-Feb-01	CSX	Conductor	46	0
4	Alvord	TX	03-Nov-97	BNSF	Engineer	26	0
51	Bradford	IL	01-Jan-02	UP	Engineer		0
7	St. Albans	WV	07-Jun-97	CSX	Stud Conductor	28	0
58	Baltimore	MD	17-Jun-02	ATK	Conductor		0
58	Baltimore	MD	17-Jun-02	ATK	Engineer	51	0
58	Baltimore	MD	17-Jun-02	ATK	Other		0
36	Waldeck	KS	13-Nov-99	UP	Engineer		0
34	Wickes	AR	13-Sep-99	KCS	Engineer	31	0
37	Fullerton	CA	18-Nov-99	SCAX	Conductor	44	0
25	Bellemont	AZ	31-Oct-00	BNSF	Conductor	38	0
42	Ransom	IL	20-Aug-01	BNSF	Conductor		0
22	Tyrone	OK	01-Jun-00	UP	Conductor	43	1

22	Tyrone	OK	01-Jun-00 UP	Engineer	52	1
22	Tyrone	OK	01-Jun-00 UP	Brakeman	44	1
34	Wickes	AR	13-Sep-99 KCS	Conductor	25	1
7	St. Albans	WV	07-Jun-97 CSX	Engineer	31	1
52	La Porte	IN	03-Feb-02 NS	Conductor	31	1
4	Alvord	TX	03-Nov-97 BNSF	Conductor	35	1
36	Waldeck	KS	13-Nov-99 UP	Conductor		1
6	Lagro	IN	31-May-97 NS	Conductor	23	1
8	North Bay	CA	16-Oct-97 BNSF	Engineer	31	1
6	Lagro	IN	31-May-97 NS	Engineer	24	1
57	Leesburg	TX	16-Jun-02 KCS	Conductor		1
10	Houston	TX	25-Oct-97 UP	Engineer		1
7	St. Albans	WV	07-Jun-97 CSX	Conductor	27	1
63	Reddick	IL	10-Oct-02 NS	Conductor	47	2
44	Hallsville	TX	11-Sep-01 ATK	Engineer	52	2
17	Orin	WY	12-Sep-98 UP	Engineer	50	2
52	La Porte	IN	03-Feb-02 NS	Engineer	53	2
30	Malden	TX	21-Dec-00 BNSF	Stu Con	27	2
8	North Bay	CA	16-Oct-97 BNSF	Conductor		2
39	Carlisle	OH	17-Feb-01 CSX	Engineer	35	2
26	Yarmony	CO	04-Nov-00 UP	Engineer	40	2
57	Leesburg	TX	16-Jun-02 KCS	Engineer		2
49	Pacific	MO	13-Dec-01 UP	Conductor	50	3
19	Momence	IL	23-Mar-99 CR	Engineer	27	3
8	North Bay	CA	16-Oct-97 BNSF	Conductor	27	3
53	Placentia	CA	23-Apr-02 BNSF	Engineer	48	3
53	Placentia	CA	23-Apr-02 BNSF	Conductor	38	3
51	Bradford	IL	01-Jan-02 UP	Conductor	36	3
64	Des Plaines	IL	21-Oct-02 UP	Conductor	33	4
42	Ransom	IL	20-Aug-01 BNSF	Engineer	34	4
65	Valley Pass	NV	05-Nov-02 UP	Conductor		4
29	Kenner	LA	21-Dec-00 ICG	Engineer	58	4
23	Cincinnati	OH	04-Sep-00 CSX	Engineer		5
39	Carlisle	OH	17-Feb-01 CSX	Engineer	45	5
12	Navasota	TX	29-Oct-97 UP	Engineer	36	5
1	Kenefick	KS	02-Jul-97 UP	Engineer	46	6
63	Reddick	IL	10-Oct-02 NS	Engineer	30	6
31	Woodburn	IA	27-Dec-00 BNSF	Conductor	29	6
30	Malden	TX	21-Dec-00 BNSF	Conductor	35	6
13	Welka	AL	02-Nov-97 CSX	Engineer	50	6
64	Des Plaines	IL	21-Oct-02 UP	Engineer	34	7
65	Valley Pass	NV	05-Nov-02 UP	Engineer		7
2	Jacksonville	FL	01-Jul-99 ATK	Engineer	35	7
25	Bellemont	AZ	31-Oct-00 BNSF	Engineer	50	8
45	Wendover	UT	13-Sep-01 ATK	Engineer	58	9
15	Butler	IN	23-Mar-98 NS	Engineer	45	10
59	North Platte	NE	19-Jun-02 UP	Engineer	44	10
9	Borderland	WV	23-Oct-97 NS	Engineer	46	10
44	Hallsville	TX	11-Sep-01 ATK	Asst Conductor		11
54	Douglas	WY	11-May-02 BNSF	Engineer		12

3	Syracuse	NY	05-Feb-01	ATK	Conductor		14
3	Syracuse	NY	05-Feb-01	ATK	Engineer		14
20	Mt. Pleasant	TX	15-Apr-99	UP	Engineer	40	17
13	Welka	AL	02-Nov-97	CSX	Conductor	58	18
5	Hummelstown	PA	29-Sep-97	CR	Engineer	50	18
13	Welka	AL	02-Nov-97	CSX	Brakeman	44	19
45	Wendover	UT	13-Sep-01	ATK	Engineer	59	21
28	Murray	NE	18-Dec-00	UP	Engineer		21
5	Hummelstown	PA	29-Sep-97	CR	Conductor	54	22
37	Fullerton	CA	18-Nov-99	SCAX	Engineer	49	22
30	Malden	TX	21-Dec-00	BNSF	Engineer	47	23
28	Murray	NE	18-Dec-00	UP	Conductor		23
8	North Bay	CA	16-Oct-97	BNSF	Brakeman		23
8	North Bay	CA	16-Oct-97	BNSF	Engineer		23
54	Douglas	WY	11-May-02	BNSF	Conductor		24
62	Vader	WA	15-Sep-02	BNSF	Conductor	48	25
46	Andersonville	MI	15-Nov-01	CN	Conductor	46	25
49	Pacific	MO	13-Dec-01	UP	Engineer	50	25
16	Creston	IA	28-Mar-98	BNSF	Engineer	49	25
17	Orin	WY	12-Sep-98	UP	Conductor	48	25
9	Borderland	WV	23-Oct-97	NS	Conductor	46	25
56	Aurora	IL	12-Jun-02	BNSF	Conductor		26
2	Jacksonville	FL	01-Jul-99	ATK	Conductor	47	26
11	W. Memphis	AR	14-Dec-97	UP	Conductor	45	26
62	Vader	WA	15-Sep-02	BNSF	Engineer		26
21	Palm Springs	CA	05-Jul-99	UP	Conductor		27
59	North Platte	NE	19-Jun-02	UP	Conductor	46	27
1	Keneflick	KS	02-Jul-97	UP	Conductor	48	27
15	Butler	IN	23-Mar-98	NS	Conductor	59	29
55	Clarendon	TX	28-May-02	BNSF	Engineer	51	29
44	Hallsville	TX	11-Sep-01	ATK	Conductor	54	29
29	Kenner	LA	21-Dec-00	ICG	Conductor	53	30
56	Aurora	IL	12-Jun-02	BNSF	Engineer		30
20	Mt. Pleasant	TX	15-Apr-99	UP	Conductor	52	31
19	Momence	IL	23-Mar-99	CR	Conductor	51	31
46	Andersonville	MI	15-Nov-01	CN	Engineer	55	31
40	Richmondville	NY	09-Apr-01	DH	Engineer	57	32
18	Stryker	OH	17-Jan-99	CR	Engineer	58	33
23	Cincinnati	OH	04-Sep-00	CSX	Conductor		33
10	Houston	TX	25-Oct-97	UP	Conductor	53	34
16	Creston	IA	28-Mar-98	BNSF	Conductor	62	34
24	Kingman	AZ	16-Sep-00	BNSF	Engineer	58	34
18	Stryker	OH	17-Jan-99	CR	Conductor	53	34
55	Clarendon	TX	28-May-02	BNSF	Conductor	57	36
26	Yarmony	CO	04-Nov-00	UP	Conductor	56	36
33	Clinton	IA	11-Aug-99	IMRL	Conductor	60	38
33	Clinton	IA	11-Aug-99	IMRL	Engineer	60	39
11	W. Memphis	AR	14-Dec-97	UP	Engineer	65	42

Experience Difference Between Conductor and Engineer
for Freight Trains for Probable Violators

CAWG #	City, Town	State	Date	RR	Conductor Experience (Years)	Engineer Experience (Years)	Experience Differential
53	Placentia	CA	23-Apr-02	BNSF	3.9	3.8	0.1
6	Lagro	IN	31-May-97	NS	1.6	1.8	0.2
22	Tyrone	OK	01-Jun-00	UP	1.6	1.4	0.2
7	St. Albans	WV	07-Jun-97	CSX	1.1	1.6	0.5
18	Stryker	OH	17-Jan-99	CR	34.3	33.5	0.8
57	Leesburg	TX	16-Jun-02	KCS	1.2	2.2	1.0
33	Clinton	IA	11-Aug-99	IMRL	38.0	39.0	1.0
62	Vader	WA	15-Sep-02	BNSF	25.0	26.0	1.0
36	Waldeck	KS	13-Nov-99	UP	1.6	0.3	1.3
8	North Bay	CA	16-Oct-97	BNSF	3.3	1.9	1.4
4	Alvord	TX	03-Nov-97	BNSF	1.8	0.3	1.5
34	Wickes	AR	13-Sep-99	KCS	1.9	0.3	1.6
52	La Porte	IN	03-Feb-02	NS	1.3	2.9	1.6
39	Carlisle	OH	17-Feb-01	CSX	0.8	2.8	2.1
51	Bradford	IL	01-Jan-02	UP	3.0	0.9	2.1
28	Murray	NE	18-Dec-00	UP	23.6	21.1	2.5
64	Des Plaines	IL	21-Oct-02	UP	4.2	7.1	2.9
65	Valley Pass	NV	05-Nov-02	UP	4.1	7.3	3.2
63	Reddick	IL	10-Oct-02	NS	2.3	6.0	3.8
5	Hummelstown	PA	29-Sep-97	CR	22.0	18.0	4.0
42	Ransom	IL	20-Aug-01	BNSF	0.3	4.4	4.1
39	Carlisle	OH	17-Feb-01	CSX	0.8	5.5	4.8
46	Andersonville	MI	15-Nov-01	CN	25.4	31.5	6.1
55	Clarendon	TX	28-May-02	BNSF	36.0	29.0	7.0
25	Bellemont	AZ	31-Oct-00	BNSF	0.5	8.1	7.6
16	Creston	IA	28-Mar-98	BNSF	34.0	25.1	8.9
54	Douglas	WY	11-May-02	BNSF	24.0	12.0	12.0
20	Mt. Pleasant	TX	15-Apr-99	UP	31.0	17.0	14.0
9	Borderland	WV	23-Oct-97	NS	25.4	10.3	15.2
11	W. Memphis	AR	14-Dec-97	UP	26.0	42.0	16.0
59	North Platte	NE	19-Jun-02	UP	27.0	10.6	16.4
30	Malden	TX	21-Dec-00	BNSF	6.6	23.6	17.0
15	Butler	IN	23-Mar-98	NS	29.8	10.8	18.9
1	Kenefick	KS	02-Jul-97	UP	27.1	6.7	20.4
49	Pacific	MO	13-Dec-01	UP	3.5	25.0	21.5
17	Orin	WY	12-Sep-98	UP	25.9	2.0	23.9
29	Kenner	LA	21-Dec-00	ICG	30.8	4.0	26.8
23	Cincinnati	OH	04-Sep-00	CSX	33.3	5.6	27.7
19	Momence	IL	23-Mar-99	CR	31.8	3.2	28.6
10	Houston,	TX	25-Oct-97	UP	34.0	1.4	32.6

**Experience Difference Between Conductor and Engineer
for Freight Trains for Not Probable Violators**

CAWG #	City Town	State	Date	RR	Conductor Experience (Years)	Engineer Experience (Years)	Experience Differential
63	Reddick	IL	10-Oct-02	NS	2.8	2.4	0.4
34	Wickes	AR	13-Sep-99	KCS	3.4	4.3	0.8
6	Lagro	IN	31-May-97	NS	30.0	29.0	1.0
49	Pacific	MO	13-Dec-01	UP	22.0	21.0	1.0
42	Ransom	IL	20-Aug-01	BNSF	4.9	6.0	1.1
52	La Porte	IN	03-Feb-02	NS	1.2	2.7	1.5
46	Andersonville	MI	15-Nov-01	CN	32.6	30.8	1.8
18	Stryker	OH	17-Jan-99	CR	34.8	36.7	1.9
55	Clarendon	TX	28-May-02	BNSF	7.0	5.0	2.0
3	Syracuse	NY	05-Feb-01	CSX	3.3	5.3	2.1
22	Tyrone	OK	01-Jun-00	UP	2.5	5.0	2.5
47	Mayfield	OH	28-Nov-01	CSX	3.3	0.0	3.3
9	Borderland	WV	23-Oct-97	NS	25.4	29.3	3.9
44	Hallsville	TX	11-Sep-01	UP	31.0	36.0	5.0
51	Bradford	IL	01-Jan-02	UP	28.0	22.0	6.0
59	North Platte	NE	19-Jun-02	UP	6.2	13.3	7.1
62	Vader	WA	15-Sep-02	BNSF	14.0	6.4	7.6
18	Stryker	OH	17-Jan-99	CR	21.6	29.8	8.2
10	Houston,	TX	25-Oct-97	UP	10.7	2.2	8.5
29	Kenner	LA	21-Dec-00	KCS	21.0	10.0	11.0
49	Pacific	MO	13-Dec-01	UP	31.0	20.0	11.0
1	Kenefick	KS	02-Jul-97	UP	21.8	9.0	12.8
36	Waldeck	KS	13-Nov-99	UP	43.5	28.0	15.5
32	Perkins	WY	22-Jul-99	UP	21.0	3.2	17.8
59	North Platte	NE	19-Jun-02	UP	26.9	6.1	20.8
5	Hummelstown	PA	29-Sep-97	CR	1.0	26.0	25.0
21	Palm Springs	CA	05-Jul-99	UP	28.0	3.0	25.0
64	Des Plaines	IL	21-Oct-02	UP	4.1	30.0	25.9
41	Glenwood	IA	18-Aug-01	BNSF	0.0	26.0	26.0

**Summary of Experience Difference
for Probable Violator**

Experience	Number	Percent
Under 3 Years	17	42.5%
3-20 Years	16	40.0%
Over 20 Years	7	17.5%
	40	

**Summary of Age Difference
for Probable Violator**

Age	Number	Percent
Under 5 Years	12	36.4%
5-10 Years	10	30.3%
Over 10 Years	11	33.3%
	33	

for Not Probable Violator

Summary of Experience Difference

Experience	Number	Percent
Under 3 Years	11	37.9%
3-20 Years	13	44.8%
Over 20 Years	5	17.2%
	29	

**Summary of Conductor Age
for Not Probable Violator**

Age	Number	Percent
Under 5 Years	6	35.3%
5-10 Years	4	23.5%
Over 10 Years	7	41.2%
	17	

Total Crew Experience for Freight Trains for Probable Violators

CAWG #	City Town	State	Date	RR	Conductor Experience (Years)	Engineer Experience (Years)	Sum of Experience
36	Waldeck	KS	13-Nov-99	UP	1.6	0.3	1.9
4	Alvord	TX	03-Nov-97	BNSF	1.8	0.3	2.0
34	Wickes	AR	13-Sep-99	KCS	1.9	0.3	2.3
7	St. Albans	WV	07-Jun-97	CSX	1.1	1.6	2.7
22	Tyrone	OK	01-Jun-00	UP	1.6	1.4	3.0
57	Leesburg	TX	16-Jun-02	KCS	1.2	2.2	3.3
6	Lagro	IN	31-May-97	NS	1.6	1.8	3.3
39	Carlisle	OH	17-Feb-01	CSX	0.8	2.8	3.6
51	Bradford	IL	01-Jan-02	UP	3.0	0.9	3.9
52	La Porte	IN	03-Feb-02	NS	1.3	2.9	4.3
42	Ransom	IL	20-Aug-01	BNSF	0.3	4.4	4.8
8	North Bay	CA	16-Oct-97	BNSF	3.3	1.9	5.3
39	Carlisle	OH	17-Feb-01	CSX	0.8	5.5	6.3
53	Placentia	CA	23-Apr-02	BNSF	3.9	3.8	7.8
63	Reddick	IL	10-Oct-02	NS	2.3	6.0	8.3
25	Bellemont	AZ	31-Oct-00	BNSF	0.5	8.1	8.6
64	Des Plaines	IL	21-Oct-02	UP	4.2	7.1	11.3
65	Valley Pass	NV	05-Nov-02	UP	4.1	7.3	11.3
17	Orin	WY	12-Sep-98	UP	25.9	2.0	27.9
49	Pacific	MO	13-Dec-01	UP	3.5	25.0	28.5
30	Malden	TX	21-Dec-00	BNSF	6.6	23.6	30.2
1	Kenefick	KS	02-Jul-97	UP	27.1	6.7	33.8
29	Kenner	LA	21-Dec-00	ICG	30.8	4.0	34.8
19	Momence	IL	23-Mar-99	CR	31.8	3.2	34.9
10	Houston,	TX	25-Oct-97	UP	34.0	1.4	35.4
9	Borderland	WV	23-Oct-97	NS	25.4	10.3	35.7
54	Douglas	WY	11-May-02	BNSF	24.0	12.0	36.0
59	North Platte	NE	19-Jun-02	UP	27.0	10.6	37.6
23	Cincinnati	OH	04-Sep-00	CSX	33.3	5.6	38.8
5	Hummelstown	PA	29-Sep-97	CR	22.0	18.0	40.0
15	Butler	IN	23-Mar-98	NS	29.8	10.8	40.6
28	Murray	NE	18-Dec-00	UP	23.6	21.1	44.7
20	Mt. Pleasant	TX	15-Apr-99	UP	31.0	17.0	48.0
62	Vader	WA	15-Sep-02	BNSF	25.0	26.0	51.0
46	Andersonville	MI	15-Nov-01	CN	25.4	31.5	56.9
16	Creston	IA	28-Mar-98	BNSF	34.0	25.1	59.1
55	Clarendon	TX	28-May-02	BNSF	36.0	29.0	65.0
18	Stryker	OH	17-Jan-99	CR	34.3	33.5	67.8
11	W. Memphis	AR	14-Dec-97	UP	26.0	42.0	68.0
33	Clinton	IA	11-Aug-99	IMRL	38.0	39.0	77.0

Total Crew Experience for Freight Trains for Not Probable Violators

CAWG #	City Town	State	Date	RR	Conductor Experience (Years)	Engineer Experience (Years)	Sum of Experience
47	Mayfield	OH	28-Nov-01	CSX	3.3	0.0	3.3
52	La Porte	IN	03-Feb-02	NS	1.2	2.7	3.8
63	Reddick	IL	10-Oct-02	NS	2.8	2.4	5.3
22	Tyrone	OK	01-Jun-00	UP	2.5	5.0	7.5
34	Wickes	AR	13-Sep-99	KCS	3.4	4.3	7.7
3	Syracuse	NY	05-Feb-01	CSX	3.3	5.3	8.6
42	Ransom	IL	20-Aug-01	BNSF	4.9	6.0	10.9
55	Clarendon	TX	28-May-02	BNSF	7.0	5.0	12.0
10	Houston,	TX	25-Oct-97	UP	10.7	2.2	12.8
59	North Platte	NE	19-Jun-02	UP	6.2	13.3	19.4
62	Vader	WA	15-Sep-02	BNSF	14.0	6.4	20.4
32	Perkins	WY	22-Jul-99	UP	21.0	3.2	24.2
41	Glenwood	IA	18-Aug-01	BNSF	0.0	26.0	26.0
5	Hummelstown	PA	29-Sep-97	CR	1.0	26.0	27.0
1	Kenefick	KS	02-Jul-97	UP	21.8	9.0	30.8
21	Palm Springs	CA	05-Jul-99	UP	28.0	3.0	31.0
29	Kenner	LA	21-Dec-00	KCS	21.0	10.0	31.0
59	North Platte	NE	19-Jun-02	UP	26.9	6.1	33.0
64	Des Plaines	IL	21-Oct-02	UP	4.1	30.0	34.1
49	Pacific	MO	13-Dec-01	UP	22.0	21.0	43.0
51	Bradford	IL	01-Jan-02	UP	28.0	22.0	50.0
49	Pacific	MO	13-Dec-01	UP	31.0	20.0	51.0
18	Stryker	OH	17-Jan-99	CR	21.6	29.8	51.3
9	Borderland	WV	23-Oct-97	NS	25.4	29.3	54.8
6	Lagro	IN	31-May-97	NS	30.0	29.0	59.0
46	Andersonville	MI	15-Nov-01	CN	32.6	30.8	63.4
44	Hallsville	TX	11-Sep-01	UP	31.0	36.0	67.0
18	Stryker	OH	17-Jan-99	CR	34.8	36.7	71.4
36	Waldeck	KS	13-Nov-99	UP	43.5	28.0	71.5

Summary of Total Crew Experience for Probable Violator

Experience	Number	Percent
Under 5 Years	11	27.5%
5-35 Years	13	32.5%
35 and Over	16	40.0%
	40	

Summary of Total Age for Probable Violator

Age	Number	Percent
0-79	9	27.3%
80-99	13	39.4%
Over 99 Years	11	33.3%
	33	

5 H316
5 H605
9 H989

3 H316
2 H605
5 H989

for Not Probable Violator Summary of Total Crew Experience

Experience	Number	Percent
Under 5 Years	2	6.9%
5-35 Years	17	58.6%
35 and Over	10	34.5%
	29	

Summary of Total Age for Not Probable Violator

Age	Number	Percent
0-79	4	23.5%
80-99	8	47.1%
Over 99 Years	5	29.4%
	17	

Charts and Tables from CAWG Working Papers:

**Collisions per Billion Train Miles,
Total Train Miles, and
Total Employee Hours Worked**

Total Train Miles by Total Employee Hours Worked, Collisions per Total Train Miles, 1995 through 2004*

* 2004 is for January through September

YR	SumOfTOTMI	SumOfEMPHRS	TrMiles/EmpHour	Collisions	Collisions per Billion Train Miles
1995	669,823,264	510,456,661	1.31		
1996	670,923,960	504,598,777	1.33		
1997	676,654,729	503,913,649	1.34	11	16.26
1998	682,822,694	514,862,926	1.33	4	5.86
1999	712,450,441	509,992,375	1.40	11	15.44
2000	722,874,439	490,922,157	1.47	10	13.83
2001	711,549,906	475,119,692	1.50	13	18.27
2002	728,674,146	454,102,243	1.60	16	21.96
2003	744,273,511	450,000,057	1.65	13	17.47
2004	580,749,303	344,161,780	1.69	17	29.27

Charts and Tables from CAWG Working Papers:

Emergency Medical Services (EMS)

EMS Responses?

EMSRES	Description	CountOfEMSRES
1	Yes	55
2	No	7
3	unknown	2
4	n/a	1

Was EMS Timely?

EMSTIME	Description	CountOfEMSTIME
1	Yes	42
2	No	4
3	unknown	9
4	n/a	8

Were EMS Procedures Followed?

EMSPROC	Description	CountOfEMSPROC
1	Yes	28
2	No	3
3	unknown	24
4	n/a	6

Charts and Tables from CAWG Working Papers:

Locomotive Crashworthiness and Crew's Jump or Stay Decision

Information on Crew's Jump/Stay Decision

City_Town	State	Date	Type	TRSPD	EMPOCC	EMPFAT	EMPINJ	NULL	Jump	Stay	UNK	N/A	Killed	Injured	Cworthy
North Platte	NE	19-Jun-02	rear end	63	Conductor	0	1		0	1	0	0	0	0	1
North Platte	NE	19-Jun-02	rear end	63	Engineer	0	1		0	1	0	0	0	1	1
Stryker	OH	17-Jan-89	rear end	58	Conductor	2	0		0	1	0	0	1	0	0
Stryker	OH	17-Jan-89	rear end	58	Engineer	2	0		0	1	0	0	1	0	0
Jacksonville	FL	01-Jul-89	side	55	Conductor	0	2		0	0	0	1	0	0	1
Jacksonville	FL	01-Jul-89	side	55	Engineer	0	2		0	1	0	0	0	1	1
Pacific	MO	13-Dec-01	rear end	48	Conductor	0	2		0	1	0	0	0	1	1
Pacific	MO	13-Dec-01	rear end	48	Engineer	0	2		0	1	0	0	0	1	1
Hallsville	TX	11-Sep-01	side	46	Asst Conductor	0	8		0	1	0	0	0	1	1
Hallsville	TX	11-Sep-01	side	46	Conductor	0	8		0	1	0	0	0	1	1
Hallsville	TX	11-Sep-01	side	46	Engineer	0	8		0	1	0	0	0	1	1
Cumberland	MD	20-Sep-99	rear end	42	Assistant Condu	0	0		0	1	0	0	0	0	1
Cumberland	MD	20-Sep-99	rear end	42	Conductor	0	0		0	1	0	0	0	0	1
Cumberland	MD	20-Sep-99	rear end	42	Engineer	0	0		0	1	0	0	0	0	1
Vader	WA	15-Sep-02	rear end	41	Conductor	0	0		0	1	0	0	0	0	0
Vader	WA	15-Sep-02	rear end	41	Engineer	0	0		0	1	0	0	0	0	0
Bellemont	AZ	31-Oct-00	rear end	40	Conductor	1	1		0	1	0	0	1	0	1
Bellemont	AZ	31-Oct-00	rear end	40	Engineer	1	1		0	1	0	0	0	1	1
Clarendon	TX	28-May-02	head on	39	Conductor	0	2		1	0	0	0	0	1	1
Clarendon	TX	28-May-02	head on	39	Engineer	0	2		1	0	0	0	0	1	1
Wendover	UT	13-Sep-01	side	36	Conductor	0	6		0	1	0	0	0	1	1
Wendover	UT	13-Sep-01	side	36	Engineer	0	6		0	1	0	0	0	1	1
North Platte	NE	19-Jun-02	rear end	36	Conductor	0	2		0	1	0	0	0	1	1
North Platte	NE	19-Jun-02	rear end	36	Engineer	0	2		0	1	0	0	0	1	1
Syracuse	NY	05-Feb-01	rear end	35	Conductor	0	4		0	1	0	0	0	1	0
Syracuse	NY	05-Feb-01	rear end	35	Engineer	0	4		0	1	0	0	0	1	0
Leesburg	TX	16-Jun-02	rear end	35	Conductor	0	1		0	1	0	0	0	1	0
Leesburg	TX	16-Jun-02	rear end	35	Engineer	0	1		0	1	0	0	0	0	0
Carlisle	OH	17-Feb-01	rear end	32	Conductor	1	2		0	1	0	0	1	0	1
Carlisle	OH	17-Feb-01	rear end	32	Engineer	1	2		0	1	0	0	0	1	1
Carlisle	OH	17-Feb-01	rear end	32	Engineer	1	2		0	1	0	0	0	1	1
Glenwood	IA	18-Aug-01	rear end	32	Conductor	0	2		0	1	0	0	0	1	0
Glenwood	IA	18-Aug-01	rear end	32	Engineer	0	2		0	1	0	0	0	1	0
St. Albans	WV	07-Jun-97	rear end	30	Conductor	1	2		0	1	0	0	0	1	0
St. Albans	WV	07-Jun-97	rear end	30	Engineer	1	2		0	1	0	0	1	0	0
St. Albans	WV	07-Jun-97	rear end	30	Stud Conductor	1	2		0	1	0	0	0	1	0
Butler	IN	23-Mar-88	RR grade crossing	30	Conductor	1	2		0	0	1	0	0	0	0
Butler	IN	23-Mar-88	RR grade crossing	30	Eng. Trainee	1	2		1	0	0	0	0	1	0
Butler	IN	23-Mar-88	RR grade crossing	30	Engineer	1	2		1	0	0	0	0	1	0
Creston	IA	28-Mar-88	rear end	30	Conductor	0	1		1	0	0	0	0	1	0
Creston	IA	28-Mar-88	rear end	30	Engineer	0	1		0	1	0	0	0	0	0
Orin	WY	12-Sep-88	rear end	30	Conductor	0	2		1	0	0	0	0	1	1
Orin	WY	12-Sep-88	rear end	30	Engineer	0	2		1	0	0	0	0	1	1
Bradford	IL	01-Jan-02	side	30	Conductor	0	1		1	0	0	0	0	1	0
Bradford	IL	01-Jan-02	side	30	Engineer	0	1		1	0	0	0	0	0	0
Palm Springs	CA	05-Jul-99	head on	29	Conductor	0	2		1	0	0	0	0	1	0
Palm Springs	CA	05-Jul-99	head on	29	Engineer	0	2		1	0	0	0	0	1	0
Mayfield	OH	28-Nov-01	rear end	29	Conductor	0	0		0	1	0	0	0	0	1
Mayfield	OH	28-Nov-01	rear end	29	Engineer	0	0		0	1	0	0	0	0	1
Hummelstown	PA	29-Sep-97	rear end	28	Conductor	1	0		1	0	0	0	1	0	0
Hummelstown	PA	29-Sep-97	rear end	28	Engineer	1	0		0	1	0	0	0	0	0
Mt. Pleasant	TX	15-Apr-99	rear end	28	Conductor	0	3		1	0	0	0	0	1	0
Mt. Pleasant	TX	15-Apr-99	rear end	28	Engineer	0	3		1	0	0	0	0	1	0
Mt. Pleasant	TX	15-Apr-99	rear end	28	Engineer Trainee	0	3		1	0	0	0	0	1	0
Racine	MO	14-Jan-01	side	28	Conductor	0	0		1	0	0	0	0	0	1
Racine	MO	14-Jan-01	side	28	Engineer	0	0		1	0	0	0	0	0	1
Tyrone	OK	01-Jun-00	side	27	Conductor	0	2		0	1	0	0	0	1	0
Tyrone	OK	01-Jun-00	side	27	Engineer	0	2		0	1	0	0	0	1	0
Swenney	TX	01-Dec-02	raking	27	Conductor	0	0		0	1	0	0	0	0	0
Swenney	TX	01-Dec-02	raking	27	Engineer	0	0		0	1	0	0	0	0	0
Jacksonville	TX	07-Sep-01	rear end	26	Conductor	0	1		0	1	0	0	0	1	0
Jacksonville	TX	07-Sep-01	rear end	26	Engineer	0	1		0	1	0	0	0	0	0
Douglas	WY	11-May-02	head on	26	Conductor	0	2		0	1	0	0	0	1	0
Douglas	WY	11-May-02	head on	26	Engineer	0	2		0	1	0	0	0	1	0
Navasota	TX	29-Oct-97	rear end	25	Conductor	0	0		0	1	0	0	0	0	0
Navasota	TX	29-Oct-97	rear end	25	Engineer	0	0		0	1	0	0	0	0	0
Wickes	AR	13-Sep-99	rear end	25	Conductor	1	1		1	0	0	0	1	0	0
Wickes	AR	13-Sep-99	rear end	25	Engineer	1	1		1	0	0	0	0	1	0
Alvord	TX	03-Nov-97	rear end	24	Conductor	0	2		1	0	0	0	0	1	0
Alvord	TX	03-Nov-97	rear end	24	Engineer	0	2		1	0	0	0	0	1	0
Clinton	IA	11-Aug-99	rear end	24	Conductor	2	0		0	1	0	0	1	0	0
Clinton	IA	11-Aug-99	rear end	24	Engineer	2	0		0	1	0	0	1	0	0
Des Plaines	IL	21-Oct-02	side	24	Conductor	0	2		0	1	0	0	0	1	0

Information on Crew's Jump/Stay Decision (Continued)

Des Plaines	IL	21-Oct-02	side	24	Engineer	0	2	0	1	0	0	0	1	0
North Bay	CA	16-Oct-97	rear end	22	Conductor	0	0	0	1	0	0	0	0	0
North Bay	CA	16-Oct-97	rear end	22	Engineer	0	0	0	1	0	0	0	0	0
Kingman	AZ	16-Sep-00	rear end	22	Conductor	0	0	0	1	0	0	0	0	1
Kingman	AZ	16-Sep-00	rear end	22	Engineer	0	0	0	1	0	0	0	0	1
Fullerton	CA	18-Nov-99	side	22	Conductor	0	1	0	1	0	0	0	1	0
Fullerton	CA	18-Nov-99	side	22	Engineer	0	1	0	1	0	0	0	0	0
Ransom	IL	20-Aug-01	rear end	22	Conductor	0	2	0	1	0	0	0	1	0
Ransom	IL	20-Aug-01	rear end	22	Engineer	0	2	0	1	0	0	0	1	0
Richmondville	NY	09-Apr-01	head on	21	Conductor	0	1	1	0	0	0	0	1	0
Richmondville	NY	09-Apr-01	head on	21	Engineer	0	1	1	0	0	0	0	0	0
Placentia	CA	23-Apr-02	head on	20	Conductor	0	2	1	0	0	0	0	1	1
Placentia	CA	23-Apr-02	head on	20	Engineer	0	2	1	0	0	0	0	1	1
Reddick	IL	10-Oct-02	head on	20	Conductor	0	2	1	0	0	0	0	1	1
Reddick	IL	10-Oct-02	head on	20	Engineer	0	2	0	1	0	0	0	1	1
Borderland	WV	23-Oct-97	head on	18	Conductor	0	2	1	0	0	0	0	1	0
Borderland	WV	23-Oct-97	head on	18	Engineer	0	2	0	0	0	0	0	0	0
Yarmony	CO	04-Nov-00	side	18	Conductor	0	0	0	1	0	0	0	0	0
Yarmony	CO	04-Nov-00	side	18	Engineer	0	0	0	1	0	0	0	0	0
Murray	NE	18-Dec-00	rear end	18	Conductor	0	0	0	1	0	0	0	0	0
Murray	NE	18-Dec-00	rear end	18	Engineer	0	0	0	1	0	0	0	0	0
Malden	TX	21-Dec-00	head on	18	Conductor	0	3	1	0	0	0	0	1	0
Malden	TX	21-Dec-00	head on	18	Engineer	0	3	1	0	0	0	0	1	0
Malden	TX	21-Dec-00	head on	18	Stu Con	0	3	1	0	0	0	0	1	0
Kenner	LA	15-Dec-01	side	18	Conductor	0	1	0	1	0	0	0	0	1
Kenner	LA	15-Dec-01	side	18	Engineer	0	1	0	1	0	0	0	1	1
Kenner	LA	21-Dec-00	side	16	Conductor	0	2	0	1	0	0	0	1	0
Kenner	LA	21-Dec-00	side	16	Engineer	0	2	0	1	0	0	0	1	0
Perkins	WY	22-Jul-99	rear end	15	Conductor	0	0	0	1	0	0	0	0	1
Perkins	WY	22-Jul-99	rear end	15	Engineer	0	0	0	1	0	0	0	0	1
Waldeck	KS	13-Nov-99	head on	15	Conductor	0	0	0	1	0	0	0	0	0
Waldeck	KS	13-Nov-99	head on	15	Engineer	0	0	0	1	0	0	0	0	0
Baltimore	MD	17-Jun-02	side	15	Conductor	0	1	0	1	0	0	0	1	1
Baltimore	MD	17-Jun-02	side	15	Engineer	0	1	0	1	0	0	0	0	1
Baltimore	MD	17-Jun-02	side	15	Other	0	1	1	0	0	0	0	0	1
Houston	TX	25-Oct-97	head on	13	Conductor	0	2	1	0	0	0	0	1	0
Houston	TX	25-Oct-97	head on	13	Engineer	0	2	1	0	0	0	0	1	0
W. Memphis	AR	14-Dec-97	RR grade crossing	13	Conductor	0	1	1	0	0	0	0	1	0
W. Memphis	AR	14-Dec-97	RR grade crossing	13	Engineer	0	1	0	1	0	0	0	0	0
Weika	AL	02-Nov-97	rear end	13	Brakeman	0	3	0	1	0	0	0	1	0
Weika	AL	02-Nov-97	rear end	13	Conductor	0	3	0	1	0	0	0	1	0
Weika	AL	02-Nov-97	rear end	13	Engineer	0	3	0	1	0	0	0	1	0
Herrington	KS	23-Mar-98	rear end	13	Conductor	0	1	1	0	0	0	0	1	0
Herrington	KS	23-Mar-98	rear end	13	Engineer	0	1	0	1	0	0	0	0	0
Cincinnati	OH	04-Sep-00	rear end	13	Conductor	0	0	0	1	0	0	0	0	0
Cincinnati	OH	04-Sep-00	rear end	13	Engineer	0	0	0	1	0	0	0	0	0
Andersonville	MI	15-Nov-01	head on	13	Conductor	0	2	0	1	0	0	0	1	0
Andersonville	MI	15-Nov-01	head on	13	Engineer	0	2	0	1	0	0	0	1	0
Aurora	IL	12-Jun-02	head on	12	Conductor	0	2	0	1	0	0	0	1	0
Aurora	IL	12-Jun-02	head on	12	Engineer	0	2	0	1	0	0	0	1	0
San Bernardino	CA	30-Jun-02	rear end	11	Conductor	0	0	0	1	0	0	0	0	1
San Bernardino	CA	30-Jun-02	rear end	11	Engineer	0	0	0	1	0	0	0	0	1
Jamaica	NY	22-Jun-02	side	10	Conductor	0	1	0	1	0	0	0	1	0
Jamaica	NY	22-Jun-02	side	10	Engineer	0	1	0	1	0	0	0	0	0
Lagro	IN	31-May-97	side	9	Conductor	0	1	1	0	0	0	0	1	0
Lagro	IN	31-May-97	side	9	Engineer	0	1	1	0	0	0	0	0	0
Woodburn	IA	27-Dec-00	rear end	8	Conductor	0	1	1	0	0	0	0	1	0
Woodburn	IA	27-Dec-00	rear end	8	Engineer	0	1	0	1	0	0	0	0	0
La Porte	IN	03-Feb-02	head on	5	Conductor	0	2	0	1	0	0	0	0	0
La Porte	IN	03-Feb-02	head on	5	Engineer	0	2	1	0	0	0	0	1	0
Laredo	MO	20-Nov-00	raking	4	Conductor	0	1	1	0	0	0	0	1	1
Laredo	MO	20-Nov-00	raking	4	Engineer	0	1	0	1	0	0	0	0	1
Kensfick	KS	02-Jul-97	side	3	Conductor	1	1	0	0	1	0	0	0	0
Kensfick	KS	02-Jul-97	side	3	Engineer	1	1	0	1	0	0	0	1	0
Valley Pass	NV	05-Nov-02	side	3	Conductor	0	0	0	1	0	0	0	0	1
Valley Pass	NV	05-Nov-02	side	3	Engineer	0	0	0	1	0	0	0	0	1
Momence	IL	23-Mar-03	RR grade crossing	2	Conductor	0	2	1	0	0	0	0	1	0
Momence	IL	23-Mar-03	RR grade crossing	2	Engineer	0	2	0	1	0	0	0	1	0

Lead Locomotive on Striking Train Where at Least One crew member Stays Sorted by Year Built

CAWG #	City/Town	State	Date	TRSPD	Description	RR	YRBUILT	MANUFACT	MODEL	NUMONBRD	ONBRDFAT	ONBRDINJ	S580
59	North Platte	NE	19-Jun-02	38	rear end	UP	2002	GE	AC4400CW-CTE	2	0	2	
85	Valley Pass	NV	05-Nov-00	31	side	UP	2001	EMD	SD70M	2	0	0	
59	Kenner	LA	16-Dec-01	18	side	NORF	2001	EMD	SD70M	2	0	0	
59	San Bernardino	CA	30-Jul-02	13	rear end	UP	2001	EMD	SD70MAC	2	0	0	
45	Wendover	UT	19-Sep-00	286	side	ATK	2001	GE	DASH9-P42DC	2	0	0	
27	Laredo	MO	20-Nov-00	4	side	IMRL	2000	EMD	SD70M	1	0	0	
47	Mayfield	OH	28-Nov-01	29	rear end	CSX	2000	EMD	SD70-M	2	0	0	
59	North Platte	NE	19-Jun-02	38	rear end	UP	1999	EMD	SD70MAC	2	0	0	Probable
63	Reddick	IL	10-Oct-02	20	head on	NS	1999	GE	DASH9-40CW	2	0	0	
22	Belmont	AZ	31-Oct-00	40	rear end	BNSF	1999	GE	DASH9-44CW	2	0	0	
54	Douglas	WY	11-May-02	28	head on	BNSF	1997	EMD	SD70MAC	2	0	0	
35	Chilse	OR	11-Feb-02	32	rear end	CSX	1997	EMD	SD70MAC	2	0	0	
49	Farley	MO	13-Dec-01	48	rear end	UP	1997	GE	AC4400CW	2	0	0	
25	Yamichy	CO	04-Nov-00	18	side	UP	1999	GE	AC4400CW	2	0	0	
25	Jacksonville	FL	01-Jul-98	55	side	ATL	1997	GE	DASH9-P42DC	2	0	0	
25	Cumtuhang	MS	28-Sep-98	92	rear end	ATK	1997	GE	DASH9-P42DC	2	0	0	
58	Baltimore	MD	27-Nov-97	15	side	ATL	1997	GE	DASH9-P42DC	2	0	0	
27	Kingman	AZ	16-Sep-02	24	rear end	BNSF	1997	GE	DASH9-44CW	2	0	0	
32	Perkins	WY	22-Jun-01	15	rear end	UP	1995	GE	AC4400/8000CW	2	0	0	
44	Hallsville	TX	11-Sep-01	46	side	ATK	1995	GE	DASH9-P32ACDM	1	0	1	
36	Waldeck	KS	13-Nov-99	15	head on	UP	1994	GE	DASH9-44CW	2	0	0	Probable
33	Clinton	IA	17-Apr-99	23	rear end	IMRL	1994	GE	DASH9-44CW	2	0	0	
2	North Platte	NE	19-Jun-02	38	rear end	BNSF	1994	GE	DASH9-44CW	2	0	0	
16	Ransom	IL	20-Apr-00	22	rear end	BNSF	1994	GE	DASH9-44CW	2	0	0	
22	Tyrone	OK	01-Jun-00	27	side	UP	1993	EMD	GP60	2	0	2	?
81	Stowood	IA	22-Aug-01	32	rear end	BNSF	1993	EMD	SD70MAC	2	0	0	
25	Kenner	LA	16-Dec-01	18	side	ICG	1993	GE	DASH9-44CW	2	0	0	
87	Millerton	CA	18-Nov-98	22	side	SCAX	1992	EMD	F40PH	2	0	0	
15	Humboldt	CA	28-Sep-98	25	rear end	CR	1990	GE	DASH9-40CW	2	0	0	
16	Sliver	CA	17-Jan-98	50	rear end	CR	1990	GE	DASH9-40CW	2	0	0	
17	Memphis	AR	14-Dec-97	13	RR grade crossing	UP	1990	GE	DASH9-40CW	2	0	0	
23	Cincinnati	OH	04-Sep-01	13	rear end	CSX	1990	GE	DASH9-40CW	2	0	0	
18	Sweden	TX	20-Apr-02	27	head on	BNSF	1989	GE	DASH9-40BW	2	0	0	
57	Leesburg	TX	16-Jun-02	35	rear end	KCS	1989	EMD	SD60	2	0	1	
31	Woodburn	IA	27-Dec-00	8	rear end	BNSF	1989	EMD	SD60M	1	0	0	
19	Momence	IL	23-Mar-99	2	RR grade crossing	CR	1988	GE	B36-7	1	0	1	
7	St. Albans	WV	07-Jun-97	30	rear end	CSX	1980	EMD	SD40-2	3	1	2	
28	Murray	NE	18-Dec-00	18	rear end	UP	1980	EMD	SD40-2	2	0	0	
62	Vader	WA	15-Sep-02	41	rear end	BNSF	1980	EMD	SD40-2	2	0	0	
14	Herington	KS	23-Mar-98	13	rear end	UP	1979	EMD	SD40-2	1	0	0	
1	Kenefick	KS	02-Jul-97	3	side	UP	1979	EMD	SD40-2	1	0	0	
43	Jacksonville	TX	07-Sep-01	26	rear end	UP	1979	EMD	SD40-T2	2	0	1	
12	Navasota	TX	29-Oct-97	25	rear end	UP	1978	EMD	SD40-2	2	0	0	
16	Creston	IA	28-Mar-98	30	rear end	BNSF	1977	GE	C30-7	1	0	0	
52	La Porte	IN	03-Feb-02	5	head on	NS	1975	EMD	SD40-2	1	0	0	
64	Des Plaines	IL	21-Oct-02	24	side	UP	1974	EMP	SD40-2	2	0	2	
56	Aurora	IL	12-Jun-02	12	head on	BNSF	1973	BUDD	Double Deck Cab Loc	2	0	2	
13	Welka	AL	02-Nov-97	13	rear end	CSX	1972	EMD	GP40-2	3	0	3	
46	Andersonville	MI	15-Nov-01	13	head on	CN	1957	EMD	GP38-2	2	0	2	
3	Syracuse	NY	05-Feb-01	35	rear end	ATK		EMD	F40PH	2	0	2	

Lead Locomotive on Struck Trains for Head on Collisions Where at Least One crew member Stays Sorted by Year Built

CAWG #	City/Town	State	Date	TRSPD	Description	RR	YRBUILT	MANUFACT	MODEL	NUMONBRD	ONBRDFAT	ONBRDINJ	S580
10	Douglas	WY	14-May-02	0	head on	BNSF	1999	EMD	SD70MAC	2	0	2	
10	Malden	TX	01-Dec-00	0	head on	BNSF	1999	GE	DASH9-44CW	2	0	0	
52	St. Albans	WV	12-Jun-02	0	head on	BNSF	1997	EMD	F40PHM-2	1	0	0	
52	La Porte	IN	03-Feb-02	28	head on	NS	1984	EMD	SD50	2	0	2	
63	Reddick	IL	10-Oct-02	0	head on	NS	1983	EMD	SD50	2	0	1	
21	Palm Springs	CA	05-Jul-99	0	head on	UP	1978	EMD	SD40-2	2	0	1	
46	Andersonville	MI	15-Nov-01	30	head on	CN	1957	EMD	GP38-2	2	2	0	

Did Employees of Stiker Remain With or Exit Train (over 24mph)?

CAWG#	City	State	Date	Time	TRSPD	EMPOCC	EMPAT	EMPJ	NULL	YES	NO	UNK	N/A	Killed Before?	Injured Before?	Killed After?	Injured After?	1994
59	North Platte	NE	19-Jun-02	rear end		63 Conductor	0	1		0	1	0	0					1
59	North Platte	NE	19-Jun-02	rear end		63 Engineer	0			0	1	0	0					1
18	Stryker	OH	17-Jan-99	rear end		56 Conductor	2	0		0	0	1	0			1		0
18	Stryker	OH	17-Jan-99	rear end		56 Engineer	2	0		0	0	1	0			1		0
2	Jacksonville	FL	01-Jul-99	side		55 Conductor	0	2		0	0	0	0					1
2	Jacksonville	FL	01-Jul-99	side		55 Engineer	0	2		0	0	1	0					1
49	Pacific	MO	13-Dec-01	rear end		48 Conductor	0	2		0	0	1	0					1
49	Pacific	MO	13-Dec-01	rear end		48 Engineer	0	2		0	1	0	0					1
44	Hallsville	TX	11-Sep-01	side		46 Conductor	0	8		0	1	0	0					1
44	Hallsville	TX	11-Sep-01	side		46 Conductor	0	8		0	1	0	0					1
44	Hallsville	TX	11-Sep-01	side		46 Engineer	0	8		0	1	0	0					1
35	Cumberland	MO	20-Sep-99	rear end		42 Condu	0	0		0	1	0	0					1
35	Cumberland	MO	20-Sep-99	rear end		42 Conductor	0	0		0	1	0	0					1
35	Cumberland	MO	20-Sep-99	rear end		42 Engineer	0	0		0	1	0	0					1
62	Vader	WA	15-Sep-02	rear end		41 Conductor	0	0		0	1	0	0					0
62	Vader	WA	15-Sep-02	rear end		41 Engineer	0	0		0	1	0	0					0
25	Bellefont	AZ	31-Oct-00	rear end		40 Conductor	1	1		0	1	0	0					1
25	Bellefont	AZ	31-Oct-00	rear end		40 Engineer	1	1		0	1	0	0					1
55	Clarendon	TX	28-May-02	head on		39 Conductor	0	2		1	0	0	0					0
55	Clarendon	TX	28-May-02	head on		39 Engineer	0	2		1	0	0	0					0
45	Wendover	UT	13-Sep-01	side		36 Conductor	0	6		0	1	0	0					1
45	Wendover	UT	13-Sep-01	side		36 Engineer	0	6		0	1	0	0					1
59	North Platte	NE	19-Jun-02	rear end		36 Conductor	0	2		0	1	0	0					1
59	North Platte	NE	19-Jun-02	rear end		36 Engineer	0	2		0	1	0	0					1
3	Syracuse	NY	05-Feb-01	rear end		35 Conductor	0	4		0	1	0	0					0
3	Syracuse	NY	05-Feb-01	rear end		35 Engineer	0	4		0	1	0	0					0
57	Leesburg	TX	16-Jun-02	rear end		35 Conductor	0	1		0	1	0	0					0
57	Leesburg	TX	16-Jun-02	rear end		35 Engineer	0	1		0	1	0	0					0
38	Carlsle	OH	17-Feb-01	rear end		32 Conductor	1	2		0	1	0	0					1
38	Carlsle	OH	17-Feb-01	rear end		32 Engineer	1	2		0	1	0	0					1
39	Carlsle	OH	17-Feb-01	rear end		32 Engineer	1	2		0	1	0	0					1
41	Glenwood	IA	18-Aug-01	rear end		32 Conductor	0	2		0	1	0	0					0
41	Glenwood	IA	18-Aug-01	rear end		32 Engineer	0	2		0	1	0	0					0
7	St. Albans	WV	07-Jun-97	rear end		30 Conductor	1	2		0	1	0	0					0
7	St. Albans	WV	07-Jun-97	rear end		30 Engineer	1	2		0	1	0	0					0
7	St. Albans	WV	07-Jun-97	rear end		30 Conductor	1	2		0	1	0	0					0
15	Butler	IN	23-Mar-98	RR grade crossing		30 Conductor	1	2		0	0	1	0					0
15	Butler	IN	23-Mar-98	RR grade crossing		30 Eng. Trainee	1	2		1	0	0	0					0
15	Butler	IN	23-Mar-98	RR grade crossing		30 Engineer	1	2		1	0	0	0					0
16	Creston	IA	28-Mar-98	rear end		30 Conductor	0	1		1	0	0	0					0
16	Creston	IA	28-Mar-98	rear end		30 Engineer	0	1		1	0	0	0					0
17	Orin	WY	12-Sep-98	rear end		30 Conductor	0	2		1	0	0	0					1
17	Orin	WY	12-Sep-98	rear end		30 Engineer	0	2		1	0	0	0					1
51	Bradford	IL	01-Jan-02	side		30 Conductor	0	1		1	0	0	0					0
51	Bradford	IL	01-Jan-02	side		30 Engineer	0	1		1	0	0	0					0
21	Palm Springs	CA	05-Jul-99	head on		29 Conductor	0	2		1	0	0	0					0
21	Palm Springs	CA	05-Jul-99	head on		29 Engineer	0	2		1	0	0	0					0
47	Mayfield	OH	28-Nov-01	rear end		29 Conductor	0	0		0	1	0	0					1
47	Mayfield	OH	28-Nov-01	rear end		29 Engineer	0	0		0	1	0	0					1
5	Hummelstown	PA	29-Sep-97	rear end		26 Conductor	1	0		1	0	0	0					0
5	Hummelstown	PA	29-Sep-97	rear end		26 Engineer	1	0		0	1	0	0					0
20	Mt. Pleasant	TX	15-Apr-99	rear end		26 Conductor	0	3		1	0	0	0					0
20	Mt. Pleasant	TX	15-Apr-99	rear end		26 Engineer	0	3		1	0	0	0					0
20	Mt. Pleasant	TX	15-Apr-99	rear end		26 Trainee	0	3		1	0	0	0					0
38	Racine	MO	14-Jan-01	side		26 Conductor	0	0		0	1	0	0					1
38	Racine	MO	14-Jan-01	side		26 Engineer	0	0		0	1	0	0					1
22	Tycine	OK	01-Jun-00	side		27 Conductor	0	2		0	1	0	0					0

CAWG#	City/Town	State	Date	Type	TRSD	EMPOG	EMPT	EMPL	EMPL	NULL	YES	NO	UNK	N/A	Exit	Entry	Surv	Surv	1994	Alter
22	Tyrone	OK	01-Jun-00	slide		27 Engineer	0	2	0	1	0	0	0	0	0	0	0	0	0	0
48	Sweeney	TX	01-Dec-02	raking		27 Conductor	0	0	0	0	1	0	0	0	0	0	0	0	0	0
48	Sweeney	TX	01-Dec-02	raking		27 Engineer	0	0	0	0	1	0	0	0	0	0	0	0	0	0
43	Jacksonville	TX	07-Sep-01	rear end		25 Conductor	0	1	0	0	1	0	0	0	0	0	1	0	0	0
43	Jacksonville	TX	07-Sep-01	rear end		26 Engineer	0	1	0	0	1	0	0	0	0	0	0	0	0	0
54	Douglas	WY	11-May-02	head on		26 Conductor	0	2	0	0	1	0	0	0	0	0	1	0	0	0
54	Douglas	WY	11-May-02	head on		26 Engineer	0	2	0	0	1	0	0	0	0	0	1	0	0	0
12	Navasota	TX	29-Oct-97	rear end		25 Conductor	0	0	0	0	1	0	0	0	0	0	0	0	0	0
12	Navasota	TX	29-Oct-97	rear end		25 Engineer	0	0	0	0	1	0	0	0	0	0	0	0	0	0
34	Wicks	AR	13-Sep-99	rear end		25 Conductor	1	1	1	0	0	0	0	0	0	1	0	0	0	0
34	Wicks	AR	13-Sep-99	rear end		25 Engineer	1	1	1	0	0	0	0	0	0	1	0	0	0	0
4	Alvord	TX	03-Nov-97	rear end		24 Conductor	0	2	0	0	0	0	0	0	0	0	0	0	0	0
4	Alvord	TX	03-Nov-97	rear end		24 Engineer	0	2	0	0	1	0	0	0	0	0	0	0	0	0
33	Clinton	IA	11-Aug-99	rear end		24 Conductor	2	0	0	0	1	0	0	0	0	0	1	0	0	0
33	Clinton	IA	11-Aug-99	rear end		24 Engineer	2	0	0	0	1	0	0	0	0	0	1	0	0	0
64	Des Plaines	IL	21-Oct-02	slide		24 Conductor	0	2	0	0	1	0	0	0	0	0	1	0	0	0
64	Des Plaines	IL	21-Oct-02	slide		24 Engineer	0	2	0	0	1	0	0	0	0	0	1	0	0	0
											21	51	1	1	2	16	7	26		22

CAWG#	CITY	COUNTY	State	Date	Type	TRSPD	EMP OCC	EMP RAT		EMP IN	NULL	EMER LOC		INVA	Killed	Injured	Fatal	Slaying	Injured	Fatal	Slaying
								EMP RAT	EMP IN			YES	NO								
8	North Bay	CA	16-Oct-97	rear end	22	Conductor	0	0	0	0	0	0	0	0	0	0	0	0	0	0	0
8	North Bay	CA	16-Oct-97	rear end	22	Engineer	0	0	0	0	0	0	0	0	0	0	0	0	0	0	
24	Kingman	AZ	16-Sep-00	rear end	22	Conductor	0	0	0	0	0	0	0	0	0	0	0	0	0	0	
24	Kingman	AZ	16-Sep-00	rear end	22	Engineer	0	0	0	0	0	0	0	0	0	0	0	0	0	0	
37	Fullerton	CA	18-Nov-99	side	22	Conductor	0	0	0	0	0	0	0	0	0	0	0	0	0	0	
37	Fullerton	CA	18-Nov-99	side	22	Engineer	0	0	0	0	0	0	0	0	0	0	0	0	0	0	
37	Fullerton	CA	18-Nov-99	side	22	Engineer	0	0	0	0	0	0	0	0	0	0	0	0	0	0	
42	Ransom	IL	20-Aug-01	rear end	22	Conductor	0	0	0	0	0	0	0	0	0	0	0	0	0	0	
42	Ransom	IL	20-Aug-01	rear end	22	Engineer	0	0	0	0	0	0	0	0	0	0	0	0	0	0	
40	Richmondville	NY	09-Apr-01	rear end	21	Conductor	0	0	0	0	0	0	0	0	0	0	0	0	0	0	
40	Richmondville	NY	09-Apr-01	rear end	21	Engineer	0	0	0	0	0	0	0	0	0	0	0	0	0	0	
53	Placencia	CA	23-Apr-02	head on	20	Conductor	0	0	0	0	0	0	0	0	0	0	0	0	0	0	
53	Placencia	CA	23-Apr-02	head on	20	Engineer	0	0	0	0	0	0	0	0	0	0	0	0	0	0	
63	Redick	IL	10-Oct-02	head on	20	Conductor	0	0	0	0	0	0	0	0	0	0	0	0	0	0	
63	Redick	IL	10-Oct-02	head on	20	Engineer	0	0	0	0	0	0	0	0	0	0	0	0	0	0	
9	Bordertland	WV	18-Oct-02	head on	18	Conductor	0	0	0	0	0	0	0	0	0	0	0	0	0	0	
9	Bordertland	WV	23-Oct-97	head on	18	Conductor	0	0	0	0	0	0	0	0	0	0	0	0	0	0	
28	Yarmoy	CO	04-Nov-00	side	18	Conductor	0	0	0	0	0	0	0	0	0	0	0	0	0	0	
28	Yarmoy	CO	04-Nov-00	side	18	Engineer	0	0	0	0	0	0	0	0	0	0	0	0	0	0	
28	Murray	NE	18-Dec-00	rear end	18	Conductor	0	0	0	0	0	0	0	0	0	0	0	0	0	0	
28	Murray	NE	18-Dec-00	rear end	18	Engineer	0	0	0	0	0	0	0	0	0	0	0	0	0	0	
30	Malden	TX	21-Dec-00	head on	18	Conductor	0	0	0	0	0	0	0	0	0	0	0	0	0	0	
30	Malden	TX	21-Dec-00	head on	18	Engineer	0	0	0	0	0	0	0	0	0	0	0	0	0	0	
30	Malden	TX	21-Dec-00	head																	

Did Employees of Silver Remain With or Exit Train (over 24mph)?

GAWG	State	Date	Time	TRSPD	EMPOCC	EMPEN	TEMPIN	NULL	YES	NO	UNK	N/A	Killed	Exited	Surv	1994	Alt
13	Weka	AL	02-Nov-97	rear end	13 Engineer	0	3	0	1	0	0	0	0	0	1	0	0
14	Herrington	KS	23-Mar-98	rear end	13 Conductor	0	1	0	1	0	0	0	0	0	0	0	0
14	Herrington	KS	23-Mar-98	rear end	13 Engineer	0	1	0	1	0	0	0	0	0	0	0	0
23	Cincinnati	OH	04-Sep-00	rear end	13 Conductor	0	0	0	0	1	0	0	0	0	0	0	0
23	Cincinnati	OH	04-Sep-00	rear end	13 Engineer	0	0	0	0	1	0	0	0	0	0	0	0
48	Andersonville	MI	15-Nov-01	head on	13 Conductor	0	2	0	1	0	0	0	0	0	1	0	0
48	Andersonville	MI	15-Nov-01	head on	13 Engineer	0	2	0	1	0	0	0	0	0	1	0	0
56	Aurora	IL	12-Jun-02	head on	12 Conductor	0	2	0	1	0	0	0	0	0	1	0	0
56	Aurora	IL	12-Jun-02	head on	12 Engineer	0	2	0	1	0	0	0	0	0	1	0	0
81	Bernardino	CA	30-Jun-02	rear end	11 Conductor	0	0	0	1	0	0	0	0	0	1	1	1
81	Bernardino	CA	30-Jun-02	rear end	11 Engineer	0	0	0	1	0	0	0	0	0	1	1	1
60	Jamaica	NY	22-Jun-02	side	10 Conductor	0	1	0	0	1	0	0	0	0	0	0	0
60	Jamaica	NY	22-Jun-02	side	10 Engineer	0	1	0	0	1	0	0	0	0	0	0	0
6	Lagro	IN	31-May-97	side	9 Conductor	0	1	0	1	0	0	0	0	0	1	0	0
6	Lagro	IN	31-May-97	side	9 Engineer	0	1	0	1	0	0	0	0	0	1	0	0
31	Woodburn	IA	27-Dec-00	rear end	8 Conductor	0	1	0	1	0	0	0	0	0	1	0	0
31	Woodburn	IA	27-Dec-00	rear end	8 Engineer	0	1	0	1	0	0	0	0	0	1	0	0
52	La Porte	IN	03-Feb-02	head on	5 Conductor	0	2	0	1	0	0	0	0	0	1	0	0
52	La Porte	IN	03-Feb-02	head on	5 Engineer	0	2	0	1	0	0	0	0	0	1	0	0
27	Laredo	MO	20-Nov-00	raking	4 Conductor	0	1	0	1	0	0	0	0	0	1	1	1
27	Laredo	MO	20-Nov-00	raking	4 Engineer	0	1	0	1	0	0	0	0	0	1	1	1
1	Kenelick	KS	02-Jul-97	side	3 Conductor	1	1	0	0	1	0	0	0	0	0	0	0
1	Kenelick	KS	02-Jul-97	side	3 Engineer	1	1	0	0	1	0	0	0	0	0	0	0
63	Valley Pass	NV	05-Nov-02	side	3 Conductor	0	0	0	1	0	0	0	0	0	1	1	1
63	Valley Pass	NV	05-Nov-02	side	3 Engineer	0	0	0	1	0	0	0	0	0	1	1	1
19	Mormon	IL	23-Mar-03	crossing	2 Conductor	0	2	0	1	0	0	0	0	0	1	0	0
19	Mormon	IL	23-Mar-03	crossing	2 Engineer	0	2	0	1	0	0	0	0	0	1	0	0

Killed	Injured
0.0%	89.5%
0.0%	40.0%

0.9684
0.5111

5	0.030	0.036
15	0.041	0.073
25	0.056	0.142
35	0.077	0.257
45	0.104	0.420
55	0.139	0.602

Results of Jump/Stay Decision by Locomotive Standard (S-580)

City_Town	State	Date	Type	COLLSPD	Jump	Stay	UNK	N/A	Killed	Injured	S580	end2end
Momence	IL	3/23/03	RR grade crossing	2	1	0	0	0	0	1	0	0
Momence	IL	3/23/03	RR grade crossing	2	0	1	0	0	0	1	0	0
Swenney	TX	12/1/02	raking	27	0	1	0	0	0	0	1	0
Swenney	TX	12/1/02	raking	27	0	1	0	0	0	0	1	0
Valley Pass	NV	11/5/02	side	3	0	1	0	0	0	0	1	0
Valley Pass	NV	11/5/02	side	3	0	1	0	0	0	0	1	0
Des Plaines	IL	10/21/02	side	24	0	1	0	0	0	1	0	0
Des Plaines	IL	10/21/02	side	24	0	1	0	0	0	1	0	0
Reddick	IL	10/10/02	head on	20	1	0	0	0	0	1	1	1
Reddick	IL	10/10/02	head on	20	0	1	0	0	0	1	1	1
Vader	WA	9/15/02	rear end	41	0	1	0	0	0	0	0	1
Vader	WA	9/15/02	rear end	41	0	1	0	0	0	0	0	1
San Bernardino	CA	6/30/02	rear end	11	0	1	0	0	0	0	1	1
San Bernardino	CA	6/30/02	rear end	11	0	1	0	0	0	0	1	1
Jamaica	NY	6/22/02	side	10	0	1	0	0	0	1	0	0
Jamaica	NY	6/22/02	side	10	0	1	0	0	0	0	0	0
North Platte	NE	6/19/02	rear end	63	0	1	0	0	0	0	1	1
North Platte	NE	6/19/02	rear end	63	0	1	0	0	0	1	1	1
North Platte	NE	6/19/02	rear end	36	0	1	0	0	0	1	1	1
North Platte	NE	6/19/02	rear end	36	0	1	0	0	0	1	1	1
Baltimore	MD	6/17/02	side	15	0	1	0	0	0	1	1	0
Baltimore	MD	6/17/02	side	15	0	1	0	0	0	0	1	0
Baltimore	MD	6/17/02	side	15	0	0	0	0	0	0	1	0
Leesburg	TX	6/16/02	rear end	35	0	1	0	0	0	1	0	1
Leesburg	TX	6/16/02	rear end	35	0	1	0	0	0	0	0	1
Aurora	IL	6/12/02	head on	12	0	1	0	0	0	1	0	1
Aurora	IL	6/12/02	head on	12	0	1	0	0	0	1	0	1
Clarendon	TX	5/28/02	head on	39	1	0	0	0	0	1	1	1
Clarendon	TX	5/28/02	head on	39	1	0	0	0	0	1	1	1
Clarendon	TX	5/28/02	head on	39	1	0	0	0	1	0	1	1
Clarendon	TX	5/28/02	head on	39	1	0	0	0	0	1	1	1
Douglas	WY	5/11/02	head on	26	0	1	0	0	0	1	1	1
Douglas	WY	5/11/02	head on	26	0	1	0	0	0	1	1	1
Douglas	WY	5/11/02	head on	26	0	1	0	0	0	1	1	1
Douglas	WY	5/11/02	head on	26	0	1	0	0	0	1	1	1
Placentia	CA	4/23/02	head on	20	1	0	0	0	0	1	1	1
Placentia	CA	4/23/02	head on	20	1	0	0	0	0	1	1	1
Placentia	CA	4/23/02	head on	20	0	1	0	0	0	1	0	1
Placentia	CA	4/23/02	head on	20	0	1	0	0	0	1	0	1
La Porte	IN	2/3/02	head on	33	0	1	0	0	0	1	0	1
La Porte	IN	2/3/02	head on	33	1	0	0	0	0	1	0	1
La Porte	IN	2/3/02	head on	33	0	1	0	0	0	1	0	1
La Porte	IN	2/3/02	head on	33	0	1	0	0	0	1	0	1
Bradford	IL	1/1/02	side	30	1	0	0	0	0	1	0	0
Bradford	IL	1/1/02	side	30	1	0	0	0	0	0	0	0
Kenner	LA	12/15/01	side	18	0	1	0	0	0	0	1	0
Kenner	LA	12/15/01	side	18	0	1	0	0	0	1	1	0

Results of Jump/Stay Decision by Locomotive Standard (S-580)

City_Town	State	Date	Type	COLLSPD	Jump	Stay	UNK	N/A	Killed	Injured	S580	end2end
Pacific	MO	12/13/01	rear end	48	0	1	0	0	0	1	1	1
Pacific	MO	12/13/01	rear end	48	0	1	0	0	0	1	1	1
Mayfield	OH	11/28/01	rear end	29	0	1	0	0	0	0	1	1
Mayfield	OH	11/28/01	rear end	29	0	1	0	0	0	0	1	1
Andersonville	MI	11/15/01	head on	43	0	1	0	0	0	1	0	1
Andersonville	MI	11/15/01	head on	43	0	1	0	0	0	1	0	1
Andersonville	MI	11/15/01	head on	43	0	1	0	0	0	0	0	1
Andersonville	MI	11/15/01	head on	43	0	1	0	0	0	0	0	1
Wendover	UT	9/13/01	side	36	0	1	0	0	0	1	1	0
Wendover	UT	9/13/01	side	36	0	1	0	0	0	1	1	0
Hallsville	TX	9/11/01	side	46	0	1	0	0	0	1		0
Hallsville	TX	9/11/01	side	46	0	1	0	0	0	1		0
Hallsville	TX	9/11/01	side	46	0	1	0	0	0	1		0
Jacksonville	TX	9/7/01	rear end	26	0	1	0	0	0	1	0	1
Jacksonville	TX	9/7/01	rear end	26	0	1	0	0	0	0	0	1
Ransom	IL	8/20/01	rear end	22	0	1	0	0	0	1	1	1
Ransom	IL	8/20/01	rear end	22	0	1	0	0	0	1	1	1
Glenwood	IA	8/18/01	rear end	32	0	1	0	0	0	1	1	1
Glenwood	IA	8/18/01	rear end	32	0	1	0	0	0	1	1	1
Richmondville	NY	4/9/01	head on	21	1	0	0	0	0	1	0	1
Richmondville	NY	4/9/01	head on	21	1	0	0	0	0	0	0	1
Richmondville	NY	4/9/01	head on	21	1	0	0	0	0	0	0	1
Richmondville	NY	4/9/01	head on	21	1	0	0	0	0	0	0	1
Carlisle	OH	2/17/01	rear end	32	0	1	0	0	1	0	1	1
Carlisle	OH	2/17/01	rear end	32	0	1	0	0	0	1	1	1
Carlisle	OH	2/17/01	rear end	32	0	1	0	0	0	1	1	1
Syracuse	NY	2/5/01	rear end	28	0	1	0	0	0	1	0	1
Syracuse	NY	2/5/01	rear end	28	0	1	0	0	0	1	0	1
Racine	MO	1/14/01	side	28	1	0	0	0	0	0		0
Racine	MO	1/14/01	side	28	1	0	0	0	0	0		0
Woodburn	IA	12/27/00	rear end	8	1	0	0	0	0	1	0	1
Woodburn	IA	12/27/00	rear end	8	0	1	0	0	0	0	0	1
Malden	TX	12/21/00	head on	18	1	0	0	0	0	1	0	1
Malden	TX	12/21/00	head on	18	1	0	0	0	0	1	0	1
Malden	TX	12/21/00	head on	18	1	0	0	0	0	1	0	1
Malden	TX	12/21/00	head on	18	0	1	0	0	0	1	1	1
Malden	TX	12/21/00	head on	18	0	1	0	0	0	1	1	1
Kenner	LA	12/21/00	side	16	0	1	0	0	0	1	1	0
Kenner	LA	12/21/00	side	16	0	1	0	0	0	1	1	0
Murray	NE	12/18/00	rear end	18	0	1	0	0	0	0	0	1
Murray	NE	12/18/00	rear end	18	0	1	0	0	0	0	0	1
Laredo	MO	11/20/00	raking	4	1	0	0	0	0	1		0
Laredo	MO	11/20/00	raking	4	0	1	0	0	0	0		0
Yarmony	CO	11/4/00	side	18	0	1	0	0	0	0	1	0
Yarmony	CO	11/4/00	side	18	0	1	0	0	0	0	1	0
Bellemont	AZ	10/31/00	rear end	40	0	1	0	0	1	0	1	1
Bellemont	AZ	10/31/00	rear end	40	0	1	0	0	0	1	1	1

Results of Jump/Stay Decision by Locomotive Standard (S-580)

City_Town	State	Date	Type	COLLSPD	Jump	Stay	UNK	N/A	Killed	Injured	S580	end2end
Kingman	AZ	9/16/00	rear end	22	0	1	0	0	0	0	1	1
Kingman	AZ	9/16/00	rear end	22	0	1	0	0	0	0	1	1
Cincinnati	OH	9/4/00	rear end	13	0	1	0	0	0	0	1	1
Cincinnati	OH	9/4/00	rear end	13	0	1	0	0	0	0	1	1
Tyrone	OK	6/1/00	side	27	0	1	0	0	0	1		0
Tyrone	OK	6/1/00	side	27	0	1	0	0	0	1		0
Fullerton	CA	11/18/99	side	22	0	1	0	0	0	1	1	0
Fullerton	CA	11/18/99	side	22	0	1	0	0	0	0	1	0
Waldeck	KS	11/13/99	head on	15	1	0	0	0	0	1	1	1
Waldeck	KS	11/13/99	head on	15	0	1	0	0	0	0	1	1
Waldeck	KS	11/13/99	head on	15			1	0	0	0	0	1
Waldeck	KS	11/13/99	head on	15			1	0	0	0	0	1
Cumberland	MD	9/20/99	rear end	35	0	1	0	0	0	0	1	1
Cumberland	MD	9/20/99	rear end	35	0	1	0	0	0	0	1	1
Cumberland	MD	9/20/99	rear end	35	0	1	0	0	0	0	1	1
Wickes	AR	9/13/99	rear end	25	1	0	0	0	1	0	1	1
Wickes	AR	9/13/99	rear end	25	1	0	0	0	0	1	1	1
Clinton	IA	8/11/99	rear end	24	0	1	0	0	1	0	1	1
Clinton	IA	8/11/99	rear end	24	0	1	0	0	1	0	1	1
Perkins	WY	7/22/99	rear end	15	0	1	0	0	0	0	1	1
Perkins	WY	7/22/99	rear end	15	0	1	0	0	0	0	1	1
Palm Springs	CA	7/5/99	head on	29	1	0	0	0	0	1	0	1
Palm Springs	CA	7/5/99	head on	29	1	0	0	0	0	1	0	1
Palm Springs	CA	7/5/99	head on	29	1	0	0	0	0	0	0	1
Palm Springs	CA	7/5/99	head on	29	1	0	0	0	0	1	0	1
Jacksonville	FL	7/1/99	side	55	0	0	0	1	0	0	1	0
Jacksonville	FL	7/1/99	side	55	0	1	0	0	0	1	1	0
Mt. Pleasant	TX	4/15/99	rear end	25	1	0	0	0	0	1	0	1
Mt. Pleasant	TX	4/15/99	rear end	25	1	0	0	0	0	1	0	1
Mt. Pleasant	TX	4/15/99	rear end	25	1	0	0	0	0	1	0	1
Stryker	OH	1/17/99	rear end	45	0	1	0	0	1	0	1	1
Stryker	OH	1/17/99	rear end	45	0	1	0	0	1	0	1	1
Orin	WY	9/12/98	rear end	30	1	0	0	0	0	1	1	1
Orin	WY	9/12/98	rear end	30	1	0	0	0	0	1	1	1
Creston	IA	3/28/98	rear end	30	1	0	0	0	0	1	0	1
Creston	IA	3/28/98	rear end	30	0	1	0	0	0	0	0	1
Butler	IN	3/23/98	RR grade crossing	30			1	0	0	0	0	0
Butler	IN	3/23/98	RR grade crossing	30	1	0	0	0	0	1	0	0
Butler	IN	3/23/98	RR grade crossing	30	1	0	0	0	0	1	0	0
Herington	KS	3/23/98	rear end	13	1	0	0	0	0	1	0	1
Herington	KS	3/23/98	rear end	13	0	1	0	0	0	0	0	1
W. Memphis	AR	12/14/97	RR grade crossing	13	1	0	0	0	0	1	1	0
W. Memphis	AR	12/14/97	RR grade crossing	13	0	1	0	0	0	0	1	0
Alvord	TX	11/3/97	rear end	24	1	0	0	0	0	1	1	1
Alvord	TX	11/3/97	rear end	24	1	0	0	0	0	1	1	1
Welka	AL	11/2/97	rear end	13	0	1	0	0	0	1	0	1
Welka	AL	11/2/97	rear end	13	0	1	0	0	0	1	0	1

Results of Jump/Stay Decision by Locomotive Standard (S-580)

City_Town	State	Date	Type	COLLSPD	Jump	Stay	UNK	N/A	Killed	Injured	S580	end2end
Welka	AL	11/2/97	rear end	13	0	1	0	0	0	1	0	1
Navasota	TX	10/29/97	rear end	25	0	1	0	0	0	0	0	1
Navasota	TX	10/29/97	rear end	25	0	1	0	0	0	0	0	1
Houston,	TX	10/25/97	head on	13	1	0	0	0	0	1	0	1
Houston,	TX	10/25/97	head on	13	1	0	0	0	0	1	0	1
Houston,	TX	10/25/97	head on	13	1	0	0	0	0	1	0	1
Houston,	TX	10/25/97	head on	13	1	0	0	0	0	1	0	1
Borderland	WV	10/23/97	head on	18	1	0	0	0	0	1	0	1
Borderland	WV	10/23/97	head on	18	1	0	0	0	0	1	0	1
Borderland	WV	10/23/97	head on	18	1	0	0	0	0	1	0	1
Borderland	WV	10/23/97	head on	18	1	0	0	0	0	1	0	1
Borderland	WV	10/23/97	head on	18	1	0	0	0	0	1	0	1
North Bay	CA	10/16/97	rear end	22	0	1	0	0	0	0	1	1
North Bay	CA	10/16/97	rear end	22	0	1	0	0	0	0	1	1
Hummelstown	PA	9/29/97	rear end	28	1	0	0	0	1	0	1	1
Hummelstown	PA	9/29/97	rear end	28	0	1	0	0	0	0	1	1
Kenefick	KS	7/2/97	side	3			1	0	0	0	0	0
Kenefick	KS	7/2/97	side	3	0	1	0	0	0	1	0	0
St. Albans	WV	6/7/97	rear end	30	0	1	0	0	0	1	0	1
St. Albans	WV	6/7/97	rear end	30	0	1	0	0	1	0	0	1
St. Albans	WV	6/7/97	rear end	30	0	1	0	0	0	1	0	1
Lagro	IN	5/31/97	side	9	1	0	0	0	0	1	0	0
Lagro	IN	5/31/97	side	9	1	0	0	0	0	0	0	0

Charts and Tables from CAWG Working Papers:

Method of Operation

Method of Operations

Territory	Authority	Safety Overlay	Count	METHOD	COUNT	MOP CODE	Description
Dark	Train Orders		4	J	4	A	ATCS
	Yard Limits		1	J,L	1	B	auto train control
Signal	Yard Limits		2	G,L	1	C	auto train stop
	Train Orders		8	G,J,L	1	D	cab signals
	Other		1	K,G	2	E	traffic control
	TCS		39	G,J	5	F	interlocking
Interlocking	TCS	ATS/ATC/Cab Signals	6	M,K	1	G	automatic block
	Manual		4	E,O	1	H	current of traffic
				E,G	12	I	time table/train orders
				E	26	J	track warrant control
				E,F,G	1	K	direct traffic control
				E,D	1	L	yard limits
				C,D,E	1	M	special instructions
				C,E,G	1	N	other than main track rules
				E,B	1	O	other (specify in attached narrative)
				E,D,B,G	1		
				D,F,G, E	1		
				J,F	1		
				G,H,F	1		
				F,L	1		
				E,F,L	1		

ATK Jacksonville

Territory	Authority	Safety Overlay	Count	Alert Present	Yes	No	Unk	N/A	Alert Not Rec
Dark	Train Orders		4	2	2				4
	Yard Limits		1	1					1
Signal	Yard Limits		2	2					2
	Train Orders		8	3					8
	Other		1						1
	TCS		39	14	14	4	20	1	39
Interlocking	TCS	ATS/ATC/Cab Sig	6			1	3		6
	Manual		4	1	1	2			4
				65	22	5	30	2	65

Crew Experience	Train Order Territory		Other Territory	
	0-5 Yrs	5+ Yrs	0-5 Yrs	5+ Yrs
No of Cases	4	8	7	21
Percent	33.3%	66.7%	25.0%	75.0%

Territories From Volpe Study	Train Miles From Volpe Study	CAWG Collisions	Collisions/Train Mile
Auto	44,220,891		
CTC	300,580,358		
Total for TCS	344,801,249	47	0.136
ABS	80,773,696		
Dark	58,600,600		
Total for Train Orders	139,374,296	15	0.108
Could not classify		3	

Territories From Volpe Study	Train Miles From Volpe Study	CAWG Collisions	Collisions/Train Mile
Auto	44,220,891		
CTC	300,580,358		
Total for TCS	344,801,249	45	0.131
ABS	80,773,696		
Dark	58,600,600		
Total for Train Orders	139,374,296	12	0.086
Interlockings, Yard Limits, Form Bs		8	

Charts and Tables from CAWG Working Papers:

Performance of Critical Duties

Equipment Attended for Probable Violator

EQPAT#	Description	County	EQPAT#
1	Yes		64
2	No		2

Cases Where Crew of Probable Violator was not Performing Duties in Critical Zone (15 Cases)

CAWG #	City/Town	State	Date	Time	FTGFACT	Performed Duties Impact Zone?	
62	Vader	WA	15-Sep-02	1:20 AM	YES	NO	
21	Palm Springs	CA	05-Jul-99	1:49 AM	YES	YES	
18	Stryker	OH	17-Jan-99	1:58 AM	NO	NO	
1	Kenefick	KS	02-Jul-97	2:15 AM	YES	NO	
12	Navasota	TX	29-Oct-97	4:20 AM	UNKNOWN	NO	4
15	Butler	IN	23-Mar-98	4:48 AM	YES	NO	
32	Perkins	WY	22-Jul-99	5:15 AM	NO	NO	1
49	Pacific	MO	13-Dec-01	5:45 AM	YES	NO	see case rem
46	Andersonville	MI	15-Nov-01	5:53 AM	YES	NO	
44	Hallsville	TX	11-Sep-01	9:50 AM	NO	NO	4
16	Creston	IA	28-Mar-98	10:35 AM	NO	YES/NO	no alertness issue
3	Syracuse	NY	05-Feb-01	11:40 AM	NO	YES	no alertness issue
20	Mt. Pleasant	TX	15-Apr-99	12:30 PM	NO	NO	no alertness issue
64	Des Plaines	IL	21-Oct-02	10:38 PM	YES	NO	no alertness issue
38	Racine	MO	14-Jan-01	11:20 PM	UNKNOWN	NO	4

Conductor Position in Critical Zone by Experience Level

Experience Level	In Position	Not in Position	Position Unknown	Not Applicable
Less than 3yrs experience	11	0	0	1
4 - 24 Yrs experience	14	1	0	0
25 or more years experience	10	2	2	0

Engineer Position in Critical Zone by Experience Level

Experience Level	In Position	Not in Position	Position Unknown	Not Applicable
Less than 4yrs experience	15	0	0	0
4 - 14 Yrs experience	14	0	0	1
15 or more years experience	14	0	2	0

Note: When the position was known, all engineers were in position. However, for Welka, the engineer was not in the lead unit.

Charts and Tables from CAWG Working Papers:

Possible Contributing Factors (PCFs)

Collision Count by PCF

PCF	DESC	CountOfPCF
H215	Block signal, failure to comply	31
H216	Interlocking signal, failure to comply	28
H605	Failure to comply with restricted speed	12
H989	Lack of skill or practical wisdom gained by personal knowledge or action	11
H104	Employee asleep	10
H316	Poor Intra-crew communication (CAWG only)	10
H999	Other train operation/human factors (Provide detailed description in narrative)	6
H318	Poor crew utilization	5
H204	Fixed signal, failure to comply	5
H199	Employee physical condition, other (Provide detailed description in narrat	3
H317	Failure to communicate unsafe condition	3
H398	Poor Inter-crew communication (CAWG only)	3
H404	Train order, track warrant, track bulletin, or timetable authority, failur	3
M104	Extreme environmental condition - DENSE FOG	3
E03C	Obstructed brake pipe (closed angle cock, ice, etc.)	2
H499	Other main track authority causes (Provide detailed description in narrati	2
H101	Impairment of efficiency or judgment because of drugs or alcohol	2
H603	Train inside yard limits, excessive speed	2
H702	Switch improperly lined	2
H299	Other signal causes (Provide detailed description in narrative)	1
E03L	Obstructed brake pipe (closed angle cock, ice, etc.) (LOCOMOTIVE)	1
H099	Use of brakes, other (Provide detailed description in narrative)	1
M199	Other extreme environmental conditions (Provide detailed description in na	1
H203	Fixed signal improperly displayed	1
H992	Operation of locomotive by uncertified/unqualified person	1
H211	Radio communication, improper	1
H212	Radio communication, failure to give/receive	1
H401	Failure to stop train in clear	1
H799	Use of switches, other (Provide detailed description in narrative)	1
H510	Automatic brake, insufficient (H001) -- see note after cause H599	1
H307	Shoving movement, man on or at leading end of movement, failure to control	1
H604	Train outside yard limits under clear block, excessive speed	1
S099	Other signal failures (Provide detailed description in narrative)	1
H599	Other causes relating to train handling or makeup (Provide detailed descri	1
H502	Improper placement of cars in train between terminals	1
H509	Improper train inspection	1
H991	Tampering with safety/protective device(s)	1
		0

1st Query include

2nd query include white cells

PCF Remarks for cases with H999

[illegible]

Collision Count by PCF

PCF	DESC	PCF Count			% Cases Having The PCF		
		Total Count	TCS	Non-TCS	Total Count	TCS	Non-TCS
H215	Block signal, failure to comply	31	25	6	47.7%	55.6%	38.0%
H216	Interlocking signal, failure to comply	28	21	7	43.1%	46.7%	35.0%
H605	Failure to comply with restricted speed	12	9	3	18.5%	20.0%	15.0%
H989	Lack of skill or practical wisdom gained by personal knowledge or action	11	6	5	16.9%	13.3%	25.0%
H104	Employee asleep	10	8	2	15.4%	17.8%	10.0%
H316	Poor Intra-crew communication (CAWG only)	10	5	5	15.4%	11.1%	25.0%
H999	Other train operation/human factors (Provide detailed description in narrative)	6	4	2	9.2%	8.9%	10.0%
H318	Poor crew utilization	5	4	1	7.7%	8.9%	5.0%
H204	Fixed signal, failure to comply	5	4	1	7.7%	8.9%	5.0%
H199	Employee physical condition, other (Provide detailed description in narrat	3	3	0	4.6%	6.7%	0.0%
H317	Failure to communicate unsafe condition	3	2	1	4.6%	4.4%	5.0%
H398	Poor Inter-crew communication (CAWG only)	3	0	3	4.6%	0.0%	15.0%
H404	Train order, track warrant, track bulletin, or timetable authority, failur	3	0	3	4.6%	0.0%	15.0%
M104	Extreme environmental condition - DENSE FOG	3	3	0	4.6%	6.7%	0.0%
E03C	Obstructed brake pipe (closed angle cock, ice, etc.)	2	0	2	3.1%	0.0%	10.0%
H499	Other main track authority causes (Provide detailed description in narrati	2	0	2	3.1%	0.0%	10.0%
H101	Impairment of efficiency or judgment because of drugs or alcohol	2	2	0	3.1%	4.4%	0.0%
H603	Train inside yard limits, excessive speed	2	0	2	3.1%	0.0%	10.0%
H702	Switch improperly lined	2	0	2	3.1%	0.0%	10.0%
H299	Other signal causes (Provide detailed description in narrative)	1	1	0	1.5%	2.2%	0.0%
E03L	Obstructed brake pipe (closed angle cock, ice, etc.) (LOCOMOTIVE)	1	1	0	1.5%	2.2%	0.0%
H099	Use of brakes, other (Provide detailed description in narrative)	1	0	1	1.5%	0.0%	5.0%
M199	Other extreme environmental conditions (Provide detailed description in na	1	0	1	1.5%	0.0%	5.0%
H203	Fixed signal improperly displayed	1	1	0	1.5%	2.2%	0.0%
H992	Operation of locomotive by uncertified/unqualified person	1	1	0	1.5%	2.2%	0.0%
H211	Radio communication, improper	1	1	0	1.5%	2.2%	0.0%
H212	Radio communication, failure to give/receive	1	0	1	1.5%	0.0%	5.0%
H401	Failure to stop train in clear	1	0	1	1.5%	0.0%	5.0%
H799	Use of switches, other (Provide detailed description in narrative)	1	0	1	1.5%	0.0%	5.0%
H510	Automatic brake, insufficient (H301) -- see note after cause H599	1	1	0	1.5%	2.2%	0.0%
H307	Shoving movement, man on or at leading end of movement, failure to control	1	1	0	1.5%	2.2%	0.0%
H604	Train outside yard limits under clear block, excessive speed	1	1	0	1.5%	2.2%	0.0%
S099	Other signal failures (Provide detailed description in narrative)	1	1	0	1.5%	2.2%	0.0%
H599	Other causes relating to train handling or makeup (Provide detailed descri	1	1	0	1.5%	2.2%	0.0%
H502	Improper placement of cars in train between terminals	1	0	1	1.5%	0.0%	5.0%
H509	Improper train inspection	1	0	1	1.5%	0.0%	5.0%
H991	Tampering with safety/protective device(s)	1	1	0	1.5%	2.2%	0.0%

PCF	DESC	PCF Count			% Cases Having The PCF		
		Total Count	TCS	Non-TCS	Total Count	TCS	Non-TCS
H215	Block signal, failure to comply	31	25	6	47.7%	55.6%	38.0%
H316	Poor Intra-crew communication (CAWG only)	10	5	5	15.4%	11.1%	25.0%
H398	Poor Inter-crew communication (CAWG only)	3	0	3	4.6%	0.0%	15.0%
H404	Train order, track warrant, track bulletin, or timetable authority, failur	3	0	3	4.6%	0.0%	15.0%
E03C	Obstructed brake pipe (closed angle cock, ice, etc.)	2	0	2	3.1%	0.0%	10.0%
H499	Other main track authority causes (Provide detailed description in narrati	2	0	2	3.1%	0.0%	10.0%
H603	Train inside yard limits, excessive speed	2	0	2	3.1%	0.0%	10.0%
H702	Switch improperly lined	2	0	2	3.1%	0.0%	10.0%
H099	Use of brakes, other (Provide detailed description in narrative)	1	0	1	1.5%	0.0%	5.0%
M199	Other extreme environmental conditions (Provide detailed description in na	1	0	1	1.5%	0.0%	5.0%
H212	Radio communication, failure to give/receive	1	0	1	1.5%	0.0%	5.0%
H401	Failure to stop train in clear	1	0	1	1.5%	0.0%	5.0%
H799	Use of switches, other (Provide detailed description in narrative)	1	0	1	1.5%	0.0%	5.0%
H502	Improper placement of cars in train between terminals	1	0	1	1.5%	0.0%	5.0%
H509	Improper train inspection	1	0	1	1.5%	0.0%	5.0%

Cases Featuring Failure to Comply with a Signal or Track Warrant and Including at one of the Human Factors or Environmental PCFs below

	1	2	3	4	5	6	7	8	9	10	11	12	13	14	15	16	17	18	19	20	21	22	23	24	25	26	27	28	29	30	31	32	33	34	35	36	37	38	39	40	41	42	43	44	45	46	47	48	49	50
1 Nevada																																																		
2 Jacksonville																																																		
3 Alford																																																		
4 Alford																																																		
5 Alford																																																		
6 North Bay																																																		
7 St. Albans																																																		
8 North Bay																																																		
9 Bonfield																																																		
10 Merfild																																																		
11 Merfild																																																		
12 Merfild																																																		
13 Merfild																																																		
14 Merfild																																																		
15 Butler																																																		
16 Styale																																																		
17 Styale																																																		
18 Styale																																																		
19 Styale																																																		
20 Murphy																																																		
21 Tynes																																																		
22 Tynes																																																		
23 Tynes																																																		
24 Tynes																																																		
25 Tynes																																																		
26 Tynes																																																		
27 Tynes																																																		
28 Tynes																																																		
29 Tynes																																																		
30 Tynes																																																		
31 Tynes																																																		
32 Tynes																																																		
33 Tynes																																																		
34 Tynes																																																		
35 Tynes																																																		
36 Tynes																																																		
37 Tynes																																																		
38 Tynes																																																		
39 Tynes																	</																																	

PCFs versus Years of Service for Crews of Probable Violating Freight Trains

PCF	Years of Service		
	0-3	4-24	25+
E03C	2	0	0
E03L	1	0	1
H101	0	1	1
H104	1	4	7
H199	0	1	3
H203	0	1	1
H204	2	0	1
H211	1	1	0
H212	0	0	0
H215	19	10	15
H216	7	12	11
H299	2	0	0
H307	0	0	0
H316	6	4	3
H317	1	4	1
H318	2	3	3
H398	2	0	2
H401	2	0	0
H404	2	0	4
H499	3	1	0
H502	1	0	1
H509	2	0	0
H510	0	0	2
H603	0	1	3
H604	0	0	0
H605	6	3	3
H702	3	1	0
H799	2	0	0
H989	13	2	3
H991	0	0	1
H992	0	0	0
H999	2	1	3
M104	0	0	4
M199	0	2	0
S099	0	2	0
PCF Count	82	54	73
Incidents	34	32	29

PCF	Years of Service			
	0-3	4-9	10-24	25+
E03C	2	0	0	0
E03L	1	0	0	1
H101	0	1	0	1
H104	1	3	1	7
H199	0	1	0	3
H203	0	0	1	1
H204	2	0	0	1
H211	1	1	0	0
H212	0	0	0	0
H215	19	5	5	15
H216	7	8	4	11
H299	2	0	0	0
H307	0	0	0	0
H316	6	1	3	3
H317	1	2	2	1
H318	2	1	2	3
H398	2	0	0	2
H401	2	0	0	0
H404	2	0	0	4
H499	3	1	0	0
H502	1	0	0	1
H509	2	0	0	0
H510	0	0	0	2
H603	0	1	0	3
H604	0	0	0	0
H605	6	1	2	3
H702	3	1	0	0
H799	2	0	0	0
H989	13	1	1	3
H991	0	0	0	1
H992	0	0	0	0
H999	2	1	0	3
M104	0	0	0	4
M199	0	0	2	0
S099	0	0	2	0
PCF Count	82	29	25	73
Incidents	34	14	18	29

PCFs versus Years of Service for Engineers of Probable Violating Freight Trains

PCF	Years of Service		
	0-3	4-24	25+
E03C	1	0	0
E03L	1	0	0
H099	0	0	0
H101	0	1	1
H104	0	3	3
H199	0	1	1
H203	0	1	0
H204	1	0	1
H211	0	1	0
H212	0	0	0
H215	8	8	6
H216	4	9	3
H299	1	0	0
H307	0	0	0
H316	3	2	1
H317	1	2	0
H318	1	3	0
H398	1	0	1
H401	1	0	0
H404	1	0	2
H499	1	1	0
H502	1	0	0
H509	1	0	0
H510	0	0	1
H599	0	0	0
H603	0	1	1
H604	0	0	0
H605	3	2	2
H702	1	1	0
H799	1	0	0
H989	7	2	0
H991	0	0	0
H992	0	0	0
H999	1	1	1
M104	0	0	2
M199	0	1	0
S099	0	1	0
PCF Count	40	41	26
	15	19	10

PCF	Years of Service			
	0-3	4-9	4-24	25+
E03C	1	0	0	0
E03L	1	0	0	0
H099	0	0	0	0
H101	0	1	0	1
H104	0	2	1	3
H199	0	1	0	1
H203	0	0	1	0
H204	1	0	0	1
H211	0	1	0	0
H212	0	0	0	0
H215	8	3	5	6
H216	4	6	3	3
H299	1	0	0	0
H307	0	0	0	0
H316	3	0	2	1
H317	1	1	1	0
H318	1	1	2	0
H398	1	0	0	1
H401	1	0	0	0
H404	1	0	0	2
H499	1	1	0	0
H502	1	0	0	0
H509	1	0	0	0
H510	0	0	0	1
H599	0	0	0	0
H603	0	1	0	1
H604	0	0	0	0
H605	3	1	1	2
H702	1	1	0	0
H799	1	0	0	0
H989	7	1	1	0
H991	0	0	0	0
H992	0	0	0	0
H999	1	1	0	1
M104	0	0	0	2
M199	0	0	1	0
S099	0	0	1	0
PCF Count	40	22	19	26
	15	10	9	10

PCFs versus Years of Service for Conductors of Probable Violating Freight Trains

PCF	Years of Service		
	0-3	4-24	25+
E03C	1	0	0
E03L	0	0	1
H099	0	0	0
H101	0	0	0
H104	1	1	4
H199	0	0	2
H203	0	0	1
H204	1	0	0
H211	1	0	0
H212	0	0	0
H215	11	2	9
H216	3	3	8
H299	1	0	0
H307	0	0	0
H316	3	2	2
H317	0	2	1
H318	1	0	3
H398	1	0	1
H401	1	0	0
H404	1	0	2
H499	2	0	0
H502	0	0	1
H509	1	0	0
H510	0	0	1
H599	0	0	0
H603	0	0	2
H604	0	0	0
H605	3	1	1
H702	2	0	0
H799	1	0	0
H989	6	0	3
H991	0	0	1
H992	0	0	0
H999	1	0	2
M104	0	0	2
M199	0	1	0
S099	0	1	0
PCF Count	42	13	47
	16	7	18

PCF	Years of Service			
	0-3	4-9	4-24	25+
E03C	1	0	0	0
E03L	0	0	0	1
H099	0	0	0	0
H101	0	0	0	0
H104	1	1	0	4
H199	0	0	0	2
H203	0	0	0	1
H204	1	0	0	0
H211	1	0	0	0
H212	0	0	0	0
H215	11	2	0	9
H216	3	2	1	8
H299	1	0	0	0
H307	0	0	0	0
H316	3	1	1	2
H317	0	1	1	1
H318	1	0	0	3
H398	1	0	0	1
H401	1	0	0	0
H404	1	0	0	2
H499	2	0	0	0
H502	0	0	0	1
H509	1	0	0	0
H510	0	0	0	1
H599	0	0	0	0
H603	0	0	0	2
H604	0	0	0	0
H605	3	0	1	1
H702	2	0	0	0
H799	1	0	0	0
H989	6	0	0	3
H991	0	0	0	1
H992	0	0	0	0
H999	1	0	0	2
M104	0	0	0	2
M199	0	0	1	0
S099	0	0	1	0
PCF Count	42	7	6	47
	16	4	3	18

Sum of Crew Experience

	0-4	5-35	36+
H104	0	2	3
H316	3	0	3
H605	2	3	2
H989	6	3	1

Sum of Crew Age

	0-79	80-99	100+
	1	3	2
	0	3	3
	2	1	2
	5	2	1

Conductor Experience

	1-3	4-20	21+
H104	1	1	3
H316	3	1	4
H605	3	1	2
H989	6	0	4

Conductor Age

	0-39	40-49	50+
	2	3	2
	3	1	4
	2	1	2
	5	2	2

Engineer Experience

	1-3	4-15	16+
H104	0	3	3
H316	4	1	2
H605	2	2	4
H989	8	1	1

Engineer Age

	0-39	40-49	50+
	2	2	2
	0	1	6
	2	1	3
	5	2	2

Charts and Tables from CAWG Working Papers:

Rating of FRA Investigations

FRA Investigation Rating

FRA Inv. Rating	Description	CountOfFRA Inv. Rating
1	Very good	7
2	Good	26
3	Fair	17
4	Poor	1

Charts and Tables from CAWG Working Papers:

Signals

Governing Signal for Probable Violator (Avg =21.8mph)

CAWG#	City/Town	State	Date	RR	Compliance	Signal Type	Compliance	Signal Type	Compliance	Signal Type	TRSD	EMPA	EMPI
22	Tyona	OK	01-Jun-00	UP	NO	NO	NO	clear	YES	clear	13	0	0
18	Stryker	OH	17-Jan-99	CR	NO	NO	NO	clear	YES	clear	56	2	0
62	Vader	WA	15-Sep-02	BNSF	NO	NO	NO	clear	YES	clear	41	0	0
20	Mt. Pleasant	TX	15-Apr-99	UP	NO	NO	NO	clear	YES	clear	28	0	0
49	Pacific	MO	13-Dec-01	UP	NO	NO	NO	Advance Approach	YES	Advance Approach	48	0	2
32	Perkins	WY	22-Jul-99	UP	NO	NO	NO	Advance Approach	YES	Advance Approach	15	0	0
28	Murray	NE	18-Dec-00	UP	NO	NO	YES	YES	YES	YES	18	0	0
31	Woodburn	IA	27-Dec-00	BNSF	NO	NO	NO	YES	YES	YES	8	0	1
41	Glenwood	IA	19-Aug-01	BNSF	NO	NO	NO	YES	YES	YES	32	0	2
42	Ransom	IL	20-Aug-01	BNSF	NO	NO	NO	YES	YES	YES	22	0	2
36	Waldeck	KS	13-Nov-99	UP	NO	NO	NO	YES	YES	YES	15	0	0
46	Andersonville	MI	15-Nov-01	CN	NO	NO	NO	Restricting	NO	Restricting	13	0	0
65	Valley Pass	NV	05-Nov-02	UP	NO	NO	NO	Restricting	NO	Restricting	3	0	0
56	Aurora	IL	12-Jun-02	BNSF	NO	NO	NO	clear	YES	clear	12	0	0
9	Borderland	WV	23-Oct-97	NS	NO	NO	NO	clear	YES	clear	0	0	2
19	Momence	IL	23-Mar-99	CR	NO	NO	NO	Approach Restricting	YES	Approach Restricting	2	0	0
26	Yarmouth	CO	04-Nov-00	UP	NO	NO	NO	Approach Diverging	YES	Approach Diverging	18	0	0
44	Halsville	TX	11-Sep-01	UP	NO	NO	NO	Approach Diverging	YES	Approach Diverging	46	0	8
30	Malden	TX	21-Dec-00	BNSF	NO	NO	NO	Approach	NO	Approach	18	0	3
1	Kenefick	KS	02-Jul-97	UP	NO	NO	NO	Approach	YES	Approach	3	1	1
40	Richmondville	NY	09-Apr-01	DH	NO	NO	NO	Approach	YES	Approach	0	0	0
16	Creston	IA	28-Mar-98	BNSF	NO	NO	NO	Approach	YES	Approach	30	0	1
15	Butler	IN	23-Mar-98	NS & CR	NO	NO	NO	Approach	YES	Approach	30	1	2
5	Hummelstown	PA	29-Sep-97	CR	NO	NO	NO	Approach	YES	Approach	28	1	0
12	Navasota	TX	29-Oct-97	UP	NO	NO	NO	Approach	YES	Approach	25	0	0
17	Orin	WY	12-Sep-98	BNSF	NO	NO	NO	Approach	NO	Approach	30	0	2
45	Wendover	UT	13-Sep-01	UP	STOP	NO	NO	Approach	NO	Approach	28	0	0
38	Racine	MO	14-Jan-01	BNSF	NO	NO	NO	Approach	NO	Approach	36	0	6
52	La Porte	IN	03-Feb-02	NS	STOP	NO	NO	Approach	YES	Approach	5	0	2
27	Laredo	MO	20-Nov-00	IMRL	STOP	NO	NO	Approach	YES	Approach	4	0	1
25	Bellevue	AZ	31-Oct-00	BNSF	STOP	NO	NO	Approach	YES	Approach	13	0	1
11	W. Memphis	AR	14-Dec-97	UP	STOP	NO	NO	Approach	YES	Approach	36	0	2
59	North Platte	NE	19-Jun-02	UP	STOP	NO	NO	Approach	NO	Approach	27	0	0
48	Swenney	TX	01-Dec-02	UP	STOP	NO	NO	Approach	YES	Approach	26	0	2
54	Douglas	WY	11-May-02	BNSF	STOP	NO	NO	Approach	NO	Approach	13	0	1
14	Herrington	KS	23-Mar-98	UP	STOP	NO	NO	Approach	YES	Approach	40	1	1
29	Kenner	LA	21-Dec-00	ICG	STOP	NO	NO	Approach	NO	Approach	13	0	1
57	Leesburg	TX	07-Sep-01	UP	STOP	NO	NO	Approach	NO	Approach	16	0	2
43	Jacksonville	TX	16-Jun-02	KCS	STOP	NO	NO	Approach	NO	Approach	35	0	1
4	Alvord	TX	03-Nov-97	BNSF	STOP	NO	NO	Approach	YES	Approach	26	0	1
64	Des Plaines	IL	21-Oct-02	UP	STOP	NO	NO	Approach	NO	Approach	24	0	2
37	Fullerton	CA	18-Nov-99	BNSF	STOP	NO	NO	Approach	NO	Approach	24	0	2
53	Pacifica	CA	23-Apr-02	BNSF	STOP	NO	NO	Approach	NO	Approach	22	0	1
50	Kenner	LA	15-Dec-01	NOIPB	STOP	NO	NO	Approach	NO	Approach	20	0	2
58	Baltimore	MD	17-Jun-02	ATK	STOP	NO	NO	Approach	NO	Approach	16	0	1
10	Houston	TX	25-Oct-97	UP	STOP	NO	NO	Approach	YES	Approach	15	0	1
6	Lagro	IN	31-May-97	NS	STOP	NO	NO	Approach	NO	Approach	13	0	2
2	Jacksonville	FL	01-Jul-99	CSX	STOP	NO	NO	Approach	N/A	Approach	9	0	1
21	Palm Springs	CA	05-Jul-99	UP	STOP	NO	NO	Approach	NO	Approach	55	0	2
47	Mayfield	OH	28-Nov-01	CSX	Restricting	NO	NO	Approach Medium	NO	Approach Medium	0	0	1
35	Cumberland	MD	20-Sep-99	CSX	Restricting	NO	NO	Approach	YES	Approach	29	0	0
61	San Bernardino	CA	30-Jun-02	BNSF	Restricting	NO	NO	Approach	YES	Approach	42	0	0
23	Cincinnati	OH	04-Sep-00	CSX	Restricting	NO	NO	Approach	YES	Approach	11	0	0
7	St. Albans	VT	07-Jun-97	CSX	Restricting	NO	NO	Approach	NO	Approach	13	0	0
34	Wickes	AR	13-Sep-98	KCS	Restricting	NO	NO	Approach	YES	Approach	30	1	2
24	Kingman	AZ	16-Sep-00	BNSF	Restricting	NO	NO	Approach	YES	Approach	25	1	1
3	Syracuse	NY	05-Feb-01	CSX	Restricting	NO	NO	Approach	YES	Approach	22	0	0
39	Carlsile	OH	17-Feb-01	CSX	Restricting	NO	NO	Approach	N/A	Approach	35	0	4
8	North Bay	CA	16-Oct-97	UP	Restricting	NO	NO	Approach	NO	Approach	32	1	2
60	Jamaica	NY	22-Jun-02	LIRR	Restricting	NO	NO	Approach	NO	Approach	22	0	0
13	Welka	AL	02-Nov-97	CSX	Restricting	NO	NO	Approach	UNKNOWN	Approach	10	0	1
8	North Bay	CA	16-Oct-97	UP	Restricting	NO	NO	Approach	YES	Approach	13	0	3

Governing Signal for Probable Violator in TCS Territory

CAWS#	City/Town	State	Date	RR	Governing Signal	Compliance	Distant Signal	Compliance	Prior to Distant Signal	TRSD	EMPAI	EMPIJ	DODAD	METHBOP
18	Styker	OH	17-Jan-99	CR	Stop and proceed	2	Approach	2	clear	1	2	0	1	E
62	Vader	WA	15-Sep-02	BNSF	Stop and proceed	2	Approach	2	Clear	1	0	0	1	E
20	MT Pleasant	TX	15-Apr-98	UP	Stop and proceed	2	Approach	2	Clear	1	0	0	1	E
49	Pacific	MO	13-Dec-01	UP	Stop and proceed	2	Approach	2	Advance Approach	2	0	0	1	E
32	Perkins	WY	22-Jul-98	UP	Stop and proceed	2	Approach	2	Advance Approach	1	0	0	1	E
41	Glenwood	IA	16-Aug-01	BNSF	Stop and proceed	2	Approach	2	unknown	3	0	0	1	E
42	Ransom	IL	20-Aug-01	BNSF	Stop and proceed	2	Approach	2	unknown	3	0	0	1	E
46	Andersonville	MI	15-Nov-01	CN	Stop	2	Restricting	2	n/a	4	0	0	1	E
65	Valley Pass	NV	05-Nov-02	UP	Stop	2	Restricting	2	n/a	4	0	0	1	E
56	Aurora	IL	12-Jun-02	BNSF	Stop	2	Clear	1	Clear	1	0	0	1	E
9	Borland	WV	23-Oct-97	NS	Stop	2	Approach Diverging	1	Approach Diverging	1	0	0	1	E
26	Yamony	CO	04-Nov-00	UP	Stop	2	Approach	2	n/a	3	0	0	1	E
44	Halsville	TX	11-Sep-01	UP	Stop	2	Approach	2	Approach Medium	1	0	0	1	E
1	Kenelick	KS	02-Jul-97	UP	Stop	2	Approach	2	Clear	1	0	0	1	E
40	Richmondville	NY	09-Apr-01	DH	Stop	2	Approach	2	Clear	1	0	0	1	E
15	Buller	IN	23-Mar-98	NS & CR	Stop	2	Approach	2	Clear	1	0	0	1	E
5	Hummelstown	PA	26-Sep-97	CR	Stop	2	Approach	2	Clear	1	0	0	1	E
12	Navasota	TX	26-Oct-97	UP	Stop	2	Approach	2	Approach Medium	2	0	0	1	E
17	Orin	WY	12-Sep-98	BNSF	Stop	2	Approach	2	Approach Medium	2	0	0	1	E
45	Wendover	UT	13-Sep-01	UP	Stop	2	Approach	2	Approach Medium	2	0	0	1	E
38	Radina	MO	14-Jan-01	BNSF	Stop	2	Approach	2	Approach Medium	2	0	0	1	E
52	La Porte	IN	03-Feb-02	NS	STOP	2	APPROACH	1	Approach Medium	1	0	0	1	E
27	Laredo	MO	20-Nov-00	IMRL	Stop	2	Approach	2	Approach Medium	1	0	0	1	E
25	Bellefont	AZ	31-Oct-00	BNSF	Stop	2	Approach	2	Approach	1	0	0	1	E
11	W. Memphis	AR	14-Dec-97	UP	Stop	2	Approach	2	Approach	1	0	0	1	E
59	North Platte	NE	19-Jun-02	UP	Stop	2	Approach	2	Advance Approach	1	0	0	1	E
48	Swenney	TX	01-Dec-02	UP	Stop	2	Approach	2	Advance Approach	1	0	0	1	E
54	Douglas	WY	11-May-02	BNSF	Stop	2	Approach	2	Advance Approach	1	0	0	1	E
57	Leesburg	TX	16-Jun-02	KCS	Stop	2	Approach	2	Approach	3	0	0	1	E
43	Jacksonville	TX	07-Sep-01	UP	Stop	2	Approach	2	Approach	3	0	0	1	E
53	Pacifica	CA	23-Apr-02	BNSF	Stop	2	Approach	2	Approach	3	0	0	1	E
58	Baltimore	MD	17-Jun-02	ATK	Stop	2	Approach	2	Approach	3	0	0	1	E
10	Houston	TX	25-Oct-97	UP	Stop	2	Approach	2	Approach	1	0	0	1	E
6	Lagro	IN	31-May-97	NS	Stop	2	Approach	2	Approach	1	0	0	1	E
21	Palm Springs	CA	05-Jul-99	UP	Stop	2	Approach	2	Approach	1	0	0	1	E
47	Mayfield	OH	28-Nov-01	CSX	Restricting	2	Approach Medium	2	Unknown	0	0	0	1	E
35	Cumberland	MD	20-Sep-99	CSX	Restricting	2	Approach	2	Unknown	0	0	0	1	E
61	San Bernardino	CA	30-Jun-02	BNSF	Restricting	2	Approach	2	Unknown	0	0	0	1	E
7	St Albans	WV	07-Jun-97	CSX	Restricting	2	Approach	2	Unknown	0	0	0	1	E
34	Wicks	AR	13-Sep-99	KCS	Restricting	2	Approach	2	Unknown	0	0	0	1	E
24	Kingman	AZ	16-Sep-00	BNSF	Restricting	2	Approach	2	Unknown	0	0	0	1	E
3	Syracuse	NY	05-Feb-01	CSX	Restricting	2	Approach	2	Unknown	0	0	0	1	E
39	Carle	OH	17-Feb-01	CSX	Restricting	2	Approach	2	Unknown	0	0	0	1	E
60	Jamaica	NY	22-Jun-02	UP	Restricting	2	Approach	2	Unknown	0	0	0	1	E
13	Welka	AL	02-Nov-97	CSX	Restricted proceed	2	Approach	2	Unknown	0	0	0	1	E

11 Stop and proceed 0.17741935
 38 Stop 0.61290323
 11 Restricting 0.17741935
 2 other 0.03225606

H204 Fixed signal failure	H211 Ratio alarm	H216 Block signal failure	H316 Poor maintenance communication utilization	H401 Failure to stop train in clear	H402 Train order track warrant track bulletin or timetable	H499 Other main track authority	H503 Failure to comply with restricted speed	H605 Improper train inspection	H609 Lack of skill/practical wisdom gained by personal knowledge	H699 Other train operation human factors (Provide detailed description)	M199 Other extreme environmental condition (Provide detailed description)
1	1	3	1	1	3	1	1	1	2	4	1

CAWS#	CITY	Town	State	Date	RTM	SIGSONTYPE	SIGSONCOMPLY	SIGDISTTYPE	SIGDISTCOMPLY	SIGDISTCOMPLY	TRSPD	EMPFAT	EMPINJ
62	Vader	WA	15-Sep-02	BNSF	Stop and Proceed	2	Yellow	2	Clear	1	41	0	0
22	Tyrone	OK	01-Jun-00	UP	Stop and Proceed	2	NA	0	0	13	0	0	0
18	Stryker	OH	17-Jan-99	Conrail	Stop and Proceed	2	approach	2	clear	1	56	2	0
49	Pacific	MO	13-Dec-01	UP	Stop and Proceed	2	Approach	2	Advance Approach	2	48	0	2
41	Glenwood	IA	18-Aug-01	BNSF	Stop and Proceed	2	approach	2	Clear	1	32	0	2
20	Mt. Pleasant	TX	15-Apr-99	UP	Stop and Proceed	2	Approach	2	Clear	1	28	0	3
42	Ransom	IL	20-Aug-01	BNSF	Stop and Proceed	2	Approach	2	Advance Approach	1	22	0	2
32	Perkins	WY	22-Jul-99	UP	Stop and Proceed	2	Approach	2	0	15	0	0	0
28	Murray	NE	18-Dec-00	UP	Stop and Proceed	1	Approach	1	0	18	0	0	0
36	Waldeck	KS	13-Nov-99	UP	Stop and Proceed	2	Approach	2	0	15	0	0	0
31	Woodburn	IA	27-Dec-00	BNSF	Stop and Proceed	2	Approach	2	0	8	0	1	0
45	Wendover	UT	13-Sep-01	UP	STOP	2	YELLOW	2	FLASHING YELLOW	2	36	0	6
5	Hummelstown	PA	29-Sep-97	CR	Stop	2	Yellow	1	Green	1	28	1	0
10	Houston	TX	25-Oct-97	UP	Stop	2	Yellow	1	unknown	3	13	0	2
46	Andersonville	MI	15-Nov-01	CN	stop	2	Restricting	2	unknown	3	13	0	2
65	Valley Pass	NV	05-Nov-02	UP	Stop	2	Restricting	2	n/a	4	12	0	2
56	Aurora	IL	12-Jun-02	BNSF	Stop	2	Diverging Approach	2	Approach Diverging	1	45	0	8
44	Hallsville	TX	11-Sep-01	UP	Stop	2	Clear	1	Approach Diverging	1	0	0	3
9	Borderland	WV	23-Oct-97	NS	Stop	2	Approach	2	Approach Medium	2	30	0	2
17	Orin	WY	12-Sep-98	BNSF	Stop	2	Approach	2	Med App-FI Yellow	26	0	2	2
54	Douglas	WY	11-May-02	BNSF	Stop	2	Approach	2	Approach: Sig 3471	1	40	1	1
25	Belmont	AZ	31-Oct-00	BNSF	Stop	2	Approach Restricting	2	Approach Restricting	2	0	2	2
19	Mormone	IL	23-Mar-99	CR	Stop	2	Approach	2	Approach Diverging	1	18	0	0
26	Yarmory	CO	04-Nov-00	UP	Stop	2	Approach	2	Approach	1	36	0	2
59	North Platte	NE	19-Jun-02	UP	Stop	2	Approach	2	Clear	1	30	1	2
15	Leesburg	TX	18-Jun-02	KGS	Stop	2	Approach	2	Clear	1	30	1	2
67	Butler	IN	23-Mar-98	NS & CR	Stop	2	Approach	2	Clear	1	30	1	2
16	Creston	IA	28-Mar-98	BNSF	Stop	2	approach	2	Approach Medium	1	28	0	0
38	Racine	MO	14-Jan-01	BNSF	Stop	2	approach	2	Advance Approach	1	27	0	0
48	Sweeney	TX	01-Dec-02	UP	Stop	2	Approach	2	Approach Medium	1	24	0	2
43	Jacksonville	TX	07-Sep-01	UPRR	Stop	2	Approach	2	Approach Medium	1	4	0	1
64	Des Plaines	IL	21-Oct-02	UP	Stop	2	Approach	2	0	18	0	3	3
37	Fulton	CA	18-Nov-99	BNSF	Stop	2	Approach	2	0	16	0	2	2
63	Placenta	CA	23-Apr-02	BNSF	stop	2	Approach	2	0	15	0	1	1
50	Kenner	LA	15-Dec-01	NORBB	Stop	2	Approach	2	0	13	0	2	2
30	Malden	TX	21-Dec-00	BNSF	Stop	2	Approach	2	0	18	0	1	1
29	Kenner	LA	21-Dec-00	ICG	Stop	2	Approach	2	0	16	0	2	2
58	Baltimore	MD	17-Jun-02	ATK	Stop	2	Approach	2	0	15	0	1	1
14	Herrington	KS	23-Mar-98	UP	STOP	2	APPROACH	2	Advance Approach	2	13	0	2
52	La Porte	IN	03-Feb-02	NS	STOP	2	APPROACH	2	AP MED	1	5	0	2
40	Richmondville	NY	09-Apr-01	D&H	Stop	2	Approach	2	Medium approach	1	0	0	0
4	Alvord	TX	09-Nov-97	BNSF	Stop	2	Approach	2	Approach Medium	1	24	0	2
27	Laredo	MO	20-Nov-00	IMRL	Stop	2	approach	1	Approach Medium	1	4	0	1
1	Keneffek	KS	02-Jul-97	UP	Stop	2	approach	1	n/a	3	1	1	1
21	Palm Springs	CA	05-Jul-99	CSX	Stop	2	Medium Approach	2	0	0	0	1	1
47	Mayfield	OH	28-Nov-01	Union Pa	Stop	2	Medium Approach	2	0	0	0	1	1
7	St Albans	WV	07-Jun-97	CSXT	Restricting	2	approach	2	Unknown	3	29	0	0
35	Cumberland	MD	20-Sep-98	CSXT	Restricting	2	approach	2	Unknown	3	30	1	2
34	Wicks	AR	13-Sep-99	KCS	Restricting	2	approach	2	Unknown	3	42	0	0
23	Cincinnati	OH	04-Sep-00	CSX	Restricting	2	approach	2	unk	0	25	1	1
3	Syracuse	NY	05-Feb-01	CSX	Restricting	2	approach	2	0	13	0	0	0
39	Carlsie	OH	17-Feb-01	CSXT	Restricting	2	approach	2	0	35	0	4	4
8	North Bay	CA	18-Oct-97	CSXT	Restricting	2	approach	2	0	32	1	2	2
13	Welka	AL	02-Nov-97	CSXT	Restricted/proceed	2	approach	2	0	22	0	0	0
24	Kingman	AZ	16-Sep-00	BNSF	Restricted	2	approach	2	0	13	0	3	3
60	Jamaica	NY	22-Jun-02	LIRR	restricted	2	approach	2	Unknown	3	10	0	1
61	San Bernardino	CA	30-Jun-02	BNSF	Red "G" Signal	2	approach	2	Unknown	4	11	0	0
12	Navasota	TX	29-Oct-97	UP	Red	2	Yellow	2	Green	1	25	0	0
11	W. Memphis	AR	14-Dec-97	NS	Red	2	Yellow	2	Yellow	1	13	0	1
6	Lagro	IN	31-May-97	NS	Red	2	Yellow	2	Yellow	1	9	0	1
2	Jacksonville	FL	01-Jul-99	CSX		0	0	0	0	0	55	0	2

Signal Survey

[illegible]

Charts and Tables from CAWG Working Papers:

Speed

Train Speed for Probable Violator (Avg =21.8mph)

CAWG #	City Town	State	Date	TRSPD
18	Stryker	OH	17-Jan-99	56
2	Jacksonville	FL	01-Jul-99	55
49	Pacific	MO	13-Dec-01	48
44	Hallsville	TX	11-Sep-01	46
35	Cumberland	MD	20-Sep-99	42
62	Vader	WA	15-Sep-02	41
25	Bellemont	AZ	31-Oct-00	40
55	Clarendon	TX	28-May-02	39
45	Wendover	UT	13-Sep-01	36
59	North Platte	NE	19-Jun-02	36
3	Syracuse	NY	05-Feb-01	35
57	Leesburg	TX	16-Jun-02	35
39	Carlisle	OH	17-Feb-01	32
41	Glenwood	IA	18-Aug-01	32
7	St. Albans	WV	07-Jun-97	30
15	Butler	IN	23-Mar-98	30
16	Creston	IA	28-Mar-98	30
17	Orin	WY	12-Sep-98	30
51	Bradford	IL	01-Jan-02	30
47	Mayfield	OH	28-Nov-01	29
5	Hummelstown	PA	29-Sep-97	28
20	Mt. Pleasant	TX	15-Apr-99	28
38	Racine	MO	14-Jan-01	28
48	Swenney	TX	01-Dec-02	27
43	Jacksonville	TX	07-Sep-01	26
54	Douglas	WY	11-May-02	26
12	Navasota	TX	29-Oct-97	25
34	Wickes	AR	13-Sep-99	25
4	Alvord	TX	03-Nov-97	24
33	Clinton	IA	11-Aug-99	24
64	Des Plaines	IL	21-Oct-02	24
8	North Bay	CA	16-Oct-97	22
24	Kingman	AZ	16-Sep-00	22
37	Fullerton	CA	18-Nov-99	22
42	Ransom	IL	20-Aug-01	22
53	Placentia	CA	23-Apr-02	20
26	Yarmony	CO	04-Nov-00	18
28	Murray	NE	18-Dec-00	18
30	Malden	TX	21-Dec-00	18
50	Kenner	LA	15-Dec-01	18
29	Kenner	LA	21-Dec-00	16
32	Perkins	WY	22-Jul-99	15
36	Waldeck	KS	13-Nov-99	15
58	Baltimore	MD	17-Jun-02	15
10	Houston,	TX	25-Oct-97	13
11	W. Memphis	AR	14-Dec-97	13
13	Welka	AL	02-Nov-97	13
14	Herington	KS	23-Mar-98	13
22	Tyrone	OK	01-Jun-00	13
23	Cincinnati	OH	04-Sep-00	13
46	Andersonville	MI	15-Nov-01	13
56	Aurora	IL	12-Jun-02	12
61	San Bernardino	CA	30-Jun-02	11
60	Jamaica	NY	22-Jun-02	10
6	Lagro	IN	31-May-97	9
31	Woodburn	IA	27-Dec-00	8
52	La Porte	IN	03-Feb-02	5
27	Laredo	MO	20-Nov-00	4
1	Kenefick	KS	02-Jul-97	3
65	Valley Pass	NV	05-Nov-02	3
19	Momence	IL	23-Mar-03	2
8	North Bay	CA	16-Oct-97	0
9	Borderland	WV	23-Oct-97	0
21	Palm Springs	CA	05-Jul-99	0
40	Richmondville	NY	09-Apr-01	0
63	Reddick	IL	10-Oct-02	0

Train Speed for Striking Train (Avg =24.3mph)

Note: There are two Strikers in North Platte

CAWG #	City/Town	State	Date	TRSPD
59	North Platte	NE	19-Jun-02	63
18	Stryker	OH	17-Jan-99	56
2	Jacksonville	FL	01-Jul-99	55
49	Pacific	MO	13-Dec-01	48
44	Hallsville	TX	11-Sep-01	46
35	Cumberland	MD	20-Sep-99	42
62	Vader	WA	15-Sep-02	41
25	Bellemont	AZ	31-Oct-00	40
55	Clarendon	TX	28-May-02	39
59	North Platte	NE	19-Jun-02	36
45	Wendover	UT	13-Sep-01	36
57	Leesburg	TX	16-Jun-02	35
3	Syracuse	NY	05-Feb-01	35
41	Glenwood	IA	18-Aug-01	32
39	Carlisle	OH	17-Feb-01	32
51	Bradford	IL	01-Jan-02	30
16	Creston	IA	28-Mar-98	30
15	Butler	IN	23-Mar-98	30
7	St. Albans	WV	07-Jun-97	30
17	Orin	WY	12-Sep-98	30
47	Mayfield	OH	28-Nov-01	29
21	Palm Springs	CA	05-Jul-99	29
20	Mt. Pleasant	TX	15-Apr-99	28
5	Hummelstown	PA	29-Sep-97	28
38	Racine	MO	14-Jan-01	28
48	Swenney	TX	01-Dec-02	27
22	Tyrone	OK	01-Jun-00	27
43	Jacksonville	TX	07-Sep-01	26
54	Douglas	WY	11-May-02	26
34	Wickes	AR	13-Sep-99	25
12	Navasota	TX	29-Oct-97	25
33	Clinton	IA	11-Aug-99	24
4	Alvord	TX	03-Nov-97	24
64	Des Plaines	IL	21-Oct-02	24
24	Kingman	AZ	16-Sep-00	22
42	Ransom	IL	20-Aug-01	22
8	North Bay	CA	16-Oct-97	22
37	Fullerton	CA	18-Nov-99	22
40	Richmondville	NY	09-Apr-01	21
53	Placentia	CA	23-Apr-02	20
63	Reddick	IL	10-Oct-02	20
50	Kenner	LA	15-Dec-01	18
30	Malden	TX	21-Dec-00	18
26	Yarmony	CO	04-Nov-00	18
9	Borderland	WV	23-Oct-97	18
28	Murray	NE	18-Dec-00	18
29	Kenner	LA	21-Dec-00	16
36	Waldeck	KS	13-Nov-99	15
58	Baltimore	MD	17-Jun-02	15
32	Perkins	WY	22-Jul-99	15
10	Houston	TX	25-Oct-97	13
11	W. Memphis	AR	14-Dec-97	13
13	Welka	AL	02-Nov-97	13
14	Herington	KS	23-Mar-98	13
46	Andersonville	MI	15-Nov-01	13
23	Cincinnati	OH	04-Sep-00	13
56	Aurora	IL	12-Jun-02	12
	San Bernardino	CA	30-Jun-02	11
60	Jamaica	NY	22-Jun-02	10
6	Lagro	IN	31-May-97	9
31	Woodburn	IA	27-Dec-00	8
52	La Porte	IN	03-Feb-02	5
27	Laredo	MO	20-Nov-00	4
65	Valley Pass	NV	05-Nov-02	3
1	Kenefick	KS	02-Jul-97	3
19	Momence	IL	23-Mar-03	2

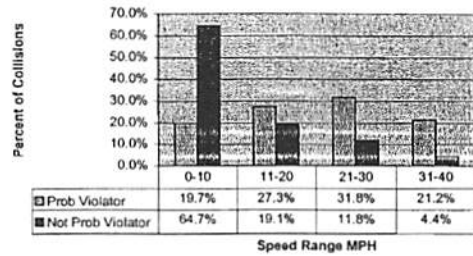
Rear End Collisions: Estimated Net Speed of Collision (Average = 26.6MPH)

CAWG #	City/Town	State	Date	TRSPD Sticker	TRSPD Struck	Net Speed of Impact
49 Pacific	MO	13-Dec-01	48	0	48	
18 Stryker	OH	17-Jan-99	56	9	47	
62 Vader	WA	15-Sep-02	41	0	41	
25 Bellemont	AZ	31-Oct-00	40	0	40	
59 North Platte	NE	19-Jun-02	36	0	36	
57 Leesburg	TX	16-Jun-02	35	0	35	
35 Cumberland	MD	20-Sep-99	42	8	34	
39 Carlisle	OH	17-Feb-01	32	0	32	
41 Glenwood	IA	18-Aug-01	32	0	32	
7 St. Albans	WV	07-Jun-97	30	0	30	
16 Creston	IA	28-Mar-98	30	0	30	
17 Orin	WY	12-Sep-98	30	0	30	
47 Mayfield	OH	28-Nov-01	29	0	29	
3 Syracuse	NY	05-Feb-01	35	7	28	
5 Hummelstown	PA	29-Sep-97	28	0	28	
43 Jacksonville	TX	07-Sep-01	26	0	26	
12 Navasota	TX	29-Oct-97	25	0	25	
20 Mt. Pleasant	TX	15-Apr-99	28	3	25	
34 Wickes	AR	13-Sep-99	25	0	25	
4 Alvord	TX	03-Nov-97	24	0	24	
33 Clinton	IA	11-Aug-99	24	0	24	
8 North Bay	CA	16-Oct-97	22	0	22	
24 Kingman	AZ	16-Sep-00	22	0	22	
42 Ransom	IL	20-Aug-01	22	0	22	
28 Murray	NE	18-Dec-00	18	0	18	
32 Perkins	WY	22-Jul-99	15	0	15	
13 Welka	AL	02-Nov-97	13	0	13	
14 Herington	KS	23-Mar-98	13	0	13	
23 Cincinnati	OH	04-Sep-00	13	0	13	
61 San Bernardino	CA	30-Jun-02	11	0	11	
31 Woodburn	IA	27-Dec-00	8	0	8	

Speed Summary

Speed Category	PV Count	PV %	Not PV Count	Not PV %
0-10	13	19.7%	44	64.7%
11-20	18	27.3%	13	19.1%
21-30	21	31.8%	8	11.8%
31-40	14	21.2%	3	4.4%
	66		68	

Summary of Collision Speed



Head On Collisions: Estimated Net Speed of Collision (Average = 25.9MPH)

CAWG #	City/Town	State	Date	TRSPD Sticker	TRSPD Struck	Net Speed of Impact
55	Clarendon	TX	28-May-02	39	30	69
46	Andersonville	MI	15-Nov-01	13	30	43
52	La Porte	IN	03-Feb-02	5	28	33
21	Palm Springs	CA	05-Jul-99	29	0	29
54	Douglas	WY	11-May-02	26	0	26
40	Richmondville	NY	09-Apr-01	21	0	21
53	Placentia	CA	23-Apr-02	20	0	20
63	Reddick	IL	10-Oct-02	20	0	20
9	Borderland	WV	23-Oct-97	18	0	18
30	Malden	TX	21-Dec-00	18	0	18
36	Waldeck	KS	13-Nov-99	15	0	15
10	Houston	TX	25-Oct-97	13	0	13
56	Aurora	IL	12-Jun-02	12	0	12

Charts and Tables from CAWG Working Papers:

Time of Occurrence

Accident Count in 4 Hour Intervals

0000 to 0359	0400 to 0759	0800 to 1159	1200 to 1559	1600 to 1959	2000 to 2359
11	17	14	10	6	7

Accident Count Comparing Early Morning to Rest of Day

Before 0400 (4 hrs)	0400 to 0859 (5 hrs)	After 0900 (15 hrs)
11	23	30

Cases Sorted by Time

CAWG #	City/Town	State	Date	Time	FTGFACT
36	Waldeck	KS	13-Nov-99	12:01 AM	NO
43	Jacksonville	TX	07-Sep-01	12:20 AM	UNKNOWN
41	Glenwood	IA	18-Aug-01	12:55 AM	NO
62	Vader	WA	15-Sep-02	1:20 AM	YES
39	Carlisle	OH	17-Feb-01	1:45 AM	UNKNOWN
65	Valley Pass	NV	05-Nov-02	1:45 AM	NO
21	Palm Springs	CA	05-Jul-99	1:49 AM	YES
18	Stryker	OH	17-Jan-99	1:58 AM	NO
1	Kenefick	KS	02-Jul-97	2:15 AM	YES
2	Jacksonville	FL	01-Jul-99	3:15 AM	YES
52	La Porte	IN	03-Feb-02	3:35 AM	NO
29	Kenner	LA	21-Dec-00	4:15 AM	NO
50	Kenner	LA	15-Dec-01	4:15 AM	YES
59	North Platte	NE	19-Jun-02	4:15 AM	YES
12	Navasota	TX	29-Oct-97	4:20 AM	UNKNOWN
34	Wickes	AR	13-Sep-99	4:35 AM	YES
57	Leesburg	TX	16-Jun-02	4:40 AM	NO
15	Butler	IN	23-Mar-98	4:48 AM	YES
11	W. Memphis	AR	14-Dec-97	4:55 AM	NO
45	Wendover	UT	13-Sep-01	5:08 AM	YES
32	Perkins	WY	22-Jul-99	5:15 AM	NO
49	Pacific	MO	13-Dec-01	5:45 AM	YES
46	Andersonville	MI	15-Nov-01	5:53 AM	YES
40	Richmondville	NY	09-Apr-01	6:45 AM	UNKNOWN
48	Swenney	TX	01-Dec-02	6:45 AM	NO
19	Momence	IL	23-Mar-03	7:03 AM	YES
54	Douglas	WY	11-May-02	7:53 AM	UNKNOWN
27	Laredo	MO	20-Nov-00	7:55 AM	UNKNOWN

Cases Sorted by Time

23 Cincinnati	OH	04-Sep-00	8:15 AM	NO
37 Fullerton	CA	18-Nov-99	8:15 AM	NO
53 Placentia	CA	23-Apr-02	8:16 AM	NO
63 Reddick	IL	10-Oct-02	8:30 AM	NO
42 Ransom	IL	20-Aug-01	8:48 AM	NO
55 Clarendon	TX	28-May-02	8:57 AM	UNKNOWN
44 Hallsville	TX	11-Sep-01	9:50 AM	NO
13 Welka	AL	02-Nov-97	10:13 AM	NO
16 Creston	IA	28-Mar-98	10:35 AM	NO
28 Murray	NE	18-Dec-00	10:35 AM	UNKNOWN
14 Herington	KS	23-Mar-98	10:55 AM	NO
3 Syracuse	NY	05-Feb-01	11:40 AM	NO
35 Cumberland	MD	20-Sep-99	11:50 AM	NO
60 Jamaica	NY	22-Jun-02	11:57 AM	NO
4 Alvord	TX	03-Nov-97	12:10 PM	NO
20 Mt. Pleasant	TX	15-Apr-99	12:30 PM	NO
9 Borderland	WV	23-Oct-97	1:05 PM	NO
61 San Bernardino	CA	30-Jun-02	1:10 PM	NO
26 Yarmony	CO	04-Nov-00	2:10 PM	NO
31 Woodburn	IA	27-Dec-00	2:20 PM	NO
10 Houston,	TX	25-Oct-97	2:50 PM	NO
8 North Bay	CA	16-Oct-97	3:00 PM	NO
56 Aurora	IL	12-Jun-02	3:21 PM	NO
30 Malden	TX	21-Dec-00	3:55 PM	NO
33 Clinton	IA	11-Aug-99	4:12 PM	UNKNOWN
6 Lagro	IN	31-May-97	5:20 PM	YES
58 Baltimore	MD	17-Jun-02	5:41 PM	NO
5 Hummelstown	PA	29-Sep-97	5:45 PM	NO
22 Tyrone	OK	01-Jun-00	6:05 PM	NO
25 Bellemont	AZ	31-Oct-00	6:15 PM	NO
17 Orin	WY	12-Sep-98	8:35 PM	NO
24 Kingman	AZ	16-Sep-00	9:45 PM	NO
7 St. Albans	WV	07-Jun-97	10:05 PM	NO
64 Des Plaines	IL	21-Oct-02	10:38 PM	YES
38 Racine	MO	14-Jan-01	11:20 PM	UNKNOWN
51 Bradford	IL	01-Jan-02	11:46 PM	UNKNOWN
47 Mayfield	OH	28-Nov-01	11:50 PM	NO

Accident Count by State

State	CountOfState
TX	10
IL	6
CA	5
IA	4
OH	4
MO	3
NY	3
IN	3
KS	3
WY	3
AR	2
AZ	2
LA	2
MD	2
NE	2
WV	2

Accident Count by State

AL	1
NV	1
OK	1
PA	1
FL	1
CO	1
UT	1
WA	1
MI	1

Cases Sorted by Date, Holiday Weeks Highlighted

CAWG #	City Town	State	Date
6	Lagro	IN	31-May-97
7	St. Albans	WV	07-Jun-97
1	Kenefick	KS	02-Jul-97
5	Hummelstown	PA	29-Sep-97
8	North Bay	CA	16-Oct-97
9	Borderland	WV	23-Oct-97
10	Houston,	TX	25-Oct-97
12	Navasota	TX	29-Oct-97
13	Welka	AL	02-Nov-97
4	Alvord	TX	03-Nov-97
11	W. Memphis	AR	14-Dec-97
15	Butler	IN	23-Mar-98
14	Herington	KS	23-Mar-98
16	Creston	IA	28-Mar-98
17	Orin	WY	12-Sep-98
18	Stryker	OH	17-Jan-99
20	Mt. Pleasant	TX	15-Apr-99
2	Jacksonville	FL	01-Jul-99
21	Palm Springs	CA	05-Jul-99
32	Perkins	WY	22-Jul-99
33	Clinton	IA	11-Aug-99
34	Wickes	AR	13-Sep-99
35	Cumberland	MD	20-Sep-99
36	Waldeck	KS	13-Nov-99
37	Fullerton	CA	18-Nov-99
22	Tyrone	OK	01-Jun-00
23	Cincinnati	OH	04-Sep-00
24	Kingman	AZ	16-Sep-00
25	Bellemont	AZ	31-Oct-00
26	Yarmony	CO	04-Nov-00
27	Laredo	MO	20-Nov-00
28	Murray	NE	18-Dec-00
29	Kenner	LA	21-Dec-00
30	Malden	TX	21-Dec-00
31	Woodburn	IA	27-Dec-00
38	Racine	MO	14-Jan-01
3	Syracuse	NY	05-Feb-01
39	Carlisle	OH	17-Feb-01
40	Richmondville	NY	09-Apr-01
41	Glenwood	IA	18-Aug-01
42	Ransom	IL	20-Aug-01
43	Jacksonville	TX	07-Sep-01
44	Hallsville	TX	11-Sep-01

Holiday Weeks

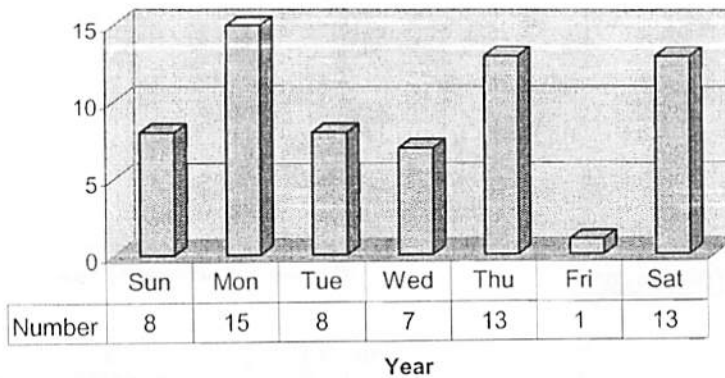
94
5/26 - 5/31
6/29 - 7/5
8/31 - 9/6
11/22 - 11/28
12/13 - 1/2
97
5/21 - 5/27
7/1 - 7/7
8/27 - 9/2
11/25 - 12/2
12/16 - 1/5
98 92
5/20 - 5/26
6/30 - 7/6
9/2 - 9/8
11/24 - 11/30
12/15 - 1/4
99 93
5/26 - 6/1
6/29 - 7/5
9/1 - 9/7
11/23 - 11/29
12/14 - 1/3
00 95
5/24 - 5/30
6/29 - 7/5
8/30 - 9/5
11/21 - 11/27
12/13 - 1/2
01
5/23 - 5/29
7/1 - 7/7
8/29 - 9/4
11/20 - 11/26
12/13 - 1/2
02 96
5/22 - 5/28
7/2 - 7/8
8/28 - 9/13
11/26 - 12/2
12/13 - 1/2

45	Wendover	UT	13-Sep-01
46	Andersonville	MI	15-Nov-01
47	Mayfield	OH	28-Nov-01
49	Pacific	MO	13-Dec-01
50	Kenner	LA	15-Dec-01
51	Bradford	IL	01-Jan-02
52	La Porte	IN	03-Feb-02
53	Placentia	CA	23-Apr-02
54	Douglas	WY	11-May-02
55	Clarendon	TX	28-May-02
56	Aurora	IL	12-Jun-02
57	Leesburg	TX	16-Jun-02
58	Baltimore	MD	17-Jun-02
59	North Platte	NE	19-Jun-02
60	Jamaica	NY	22-Jun-02
61	San Bernardino	CA	30-Jun-02
62	Vader	WA	15-Sep-02
63	Reddick	IL	10-Oct-02
64	Des Plaines	IL	21-Oct-02
65	Valley Pass	NV	05-Nov-02
48	Swenney	TX	01-Dec-02
19	Momence	IL	23-Mar-03

Accident Count by Weekday

WkDay	Weekday	CountOfWkDay	SOFA
1	Sun	8	11
2	Mon	15	16
3	Tue	8	25
4	Wed	7	20
5	Thu	13	19
6	Fri	1	24
7	Sat	13	9

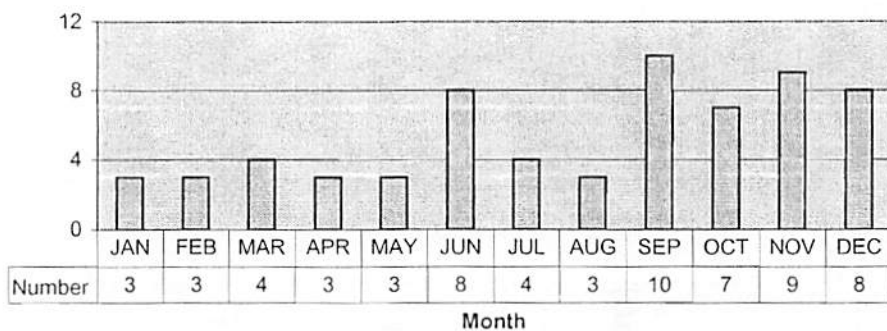
Number of Collisions by Weekday



Accident Count by Month

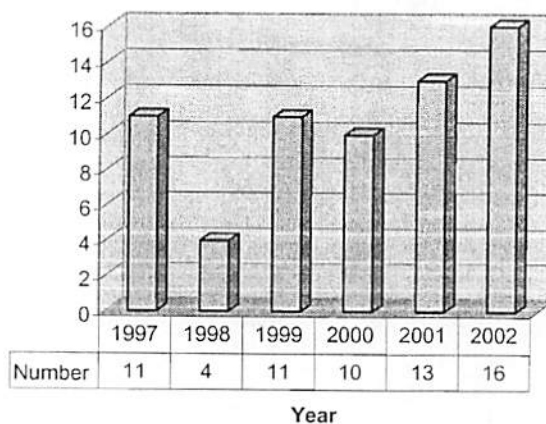
Month	Month Count
1	3 JAN
2	3 FEB
3	4 MAR
4	3 APR
5	3 MAY
6	8 JUN
7	4 JUL
8	3 AUG
9	10 SEP
10	7 OCT
11	9 NOV
12	8 DEC

Number of Collisions by Month

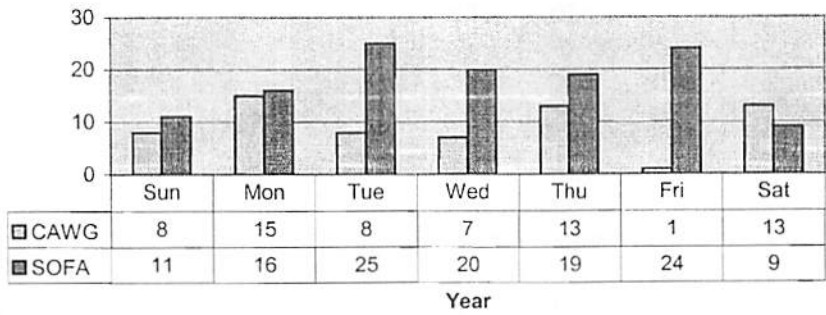


Year	Year Count
1997	11
1998	4
1999	11
2000	10
2001	13
2002	16

Number of Collisions by Year



Number of Incidents by Weekday



Year

Accidents	10	55
Weeks	24	288
Accidents/Week	0.42	0.19

All Inj Fatality	37	519
Weeks	24	288
Accidents/Week	1.54	1.80

Emp Inj Fatality	32	119
Weeks	24	288
Accidents/Week	1.33	0.41

Charts and Tables from CAWG Working Papers:

Track Type

Accident Count by Track Type

TYPTRK	Description	CountOfTYPTRK
1	Main	56
2	Yard	1
3	Siding	4
4	Industry	4

Accident Count by FRA Track Class

FRACLTRK	Description	CountOfFRACLTRK
1	1=10 mph freight, 15 mph passenger trains	2
2	2=25 mph freight, 30 passenger trains	9
3	3=40 mph freight, 60 passenger trains	13
4	4=60 mph freight, 80 passenger trains	32
5	5=80 mph freight, 90 passenger trains	8

Track Density (Average 52.8, Median 39.18)

Density (Millions of Gross Tons per Year)	Total Count	Count in TWC/DTC Territory	Count in Other Territory
Over 50	21	2	19
16 - 50	18	5	13
Under 16	16	3	13

Charts and Tables from CAWG Working Papers:

Train Characteristics

Average Tonnage for Freight Trains (Probable Violators - 53 Trains): 6328

Average Tonnage for Freight Trains (Not Probable Violators - 55 Trains): 7131

Accident Count for Probable Violators by Tons for Freight Trains

0 to 4K	4K to 6K	6K to 10K	Over 10K
16	19	10	8
30.2%	35.8%	18.9%	15.1%
21	9	12	14
37.5%	16.1%	21.4%	25.0%

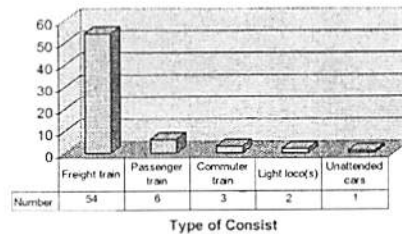
53 PV

56 NPV

Accident Count for Probable Violators by Type of Consist

TYPCONS	Description	Count	TYPCONS
01	Freight train	54	
02	Passenger train	6	
03	Commuter train	3	
08	Light loco(s)	2	
	Unattended cars	1	
		66	

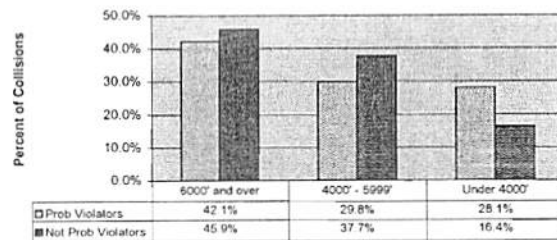
Type of Consist for Probable Violators



Train Length

	Probable Violators		Not Probable Violators	
	Count	Percent	Count	Percent
6000' and over	24	42.1%	28	45.9%
4000' - 5999'	17	29.8%	23	37.7%
Under 4000'	16	28.1%	10	16.4%
	57		61	

Train Length



Horsepower per Gross Ton Versus Engineer Experience (Should we remove H104s?)

CAWG #	TRNLENG	GRSTON	TOTHP	TOTHP/GRSTON	YRSENGSR	AGE
22	325	552	6000	10.87	1	52
8	1010	1206	8800	7.30	1	31
16	6211	2574	13600	5.28	25	49
4	6379	3124	13700	4.39	0	26
24	7033	4387	16200	3.69	34	58
30	4158	3672	11800	3.21	23	47
54	6754	3898	12000	3.08	12	
59	5293	2949	8780	2.98	10	44
63	3069	5219	15000	2.87	6	30
9	4267	2745	7600	2.77	10	46
33	7282	5604	15265	2.72	39	60
25	6107	5310	13200	2.49	8	50
64	8678	8406	20690	2.46	7	34
18	7002	4966	12000	2.42	33	58
39	4941	3674	8400	2.29	5	45
39	4941	3674	8400	2.29	2	35
53	6498	5755	13100	2.28	3	48
10	5769	6502	14700	2.26	1	
36	6405	4710	10380	2.20	0	
29	6238	5441	11135	2.05	4	58
65	5453	4264	8000	1.88	7	
28	2623	3251	6000	1.85	21	
51	2027	3350	6000	1.79	0	
40	4100	3546	6000	1.69	32	57
11	5531	4675	7135	1.53	42	65
19		4345	6600	1.52	3	27
6	2494	6580	9000	1.37	1	24
20	6817	4606	5800	1.26	17	40
42	7098	7203	8800	1.22	4	34
57	6591	8108	9800	1.21	2	
12	3780	5161	6000	1.16	5	36
1	6234	5347	6200	1.16	6	46
62	2659	6088	6000	0.99	26	
34	6489	16731	15100	0.90	0	31
46	6193	4791	4000	0.83	31	55
17	6156	16587	13070	0.79	2	50
55	6380	15483	12000	0.78	29	51
7	5456	8129	6000	0.74	1	31
49	7411	18792	13080	0.70	25	50
52	3842	7654	5000	0.65	2	53
5	8597	12997	8000	0.62	18	50
23	5813	7237	4000	0.55	5	

Average 13.7 years of service
Average age 43.8

Average 10.7 years of service
Average age 44.1

Average 13.9 years of service
Average age 46.4

Accident Count by Probable Violating RR

RR	Count	ORR	Acc/B Tr Mile
UP	20		19.2
BNSF	17		17.6
ATK	6		26.9
NS	5		10.2
CSX	5		8.3
Others	13		19.4
CR	3		
KCS	2		
IMRL	2		
SCAX	1		
NOPB	1		
LIRR	1		
ICG	1		
DH	1		
CN	1		

Collisions per Billion Train Miles

