

# Highway Statistics Series: State Statistical Abstracts

(To view any chart in a table format, tab to the visual and select enter)



State  
Wyoming

Year  
2023



## Population

584,057

0.2% of national



## Vehicle Miles Traveled

9,519,000,000

1.0% of national



## Land Area (sq. miles)

97,089

2.7% of national



## Public Road Length (miles)

29,997

3.1% of national



## Public Road Lane Miles

62,476

3.1% of national



## Motor Fuel Use (thousand gallons)

717,039

0.8% of national



## Licensed Drivers

441,195

0.2% of national



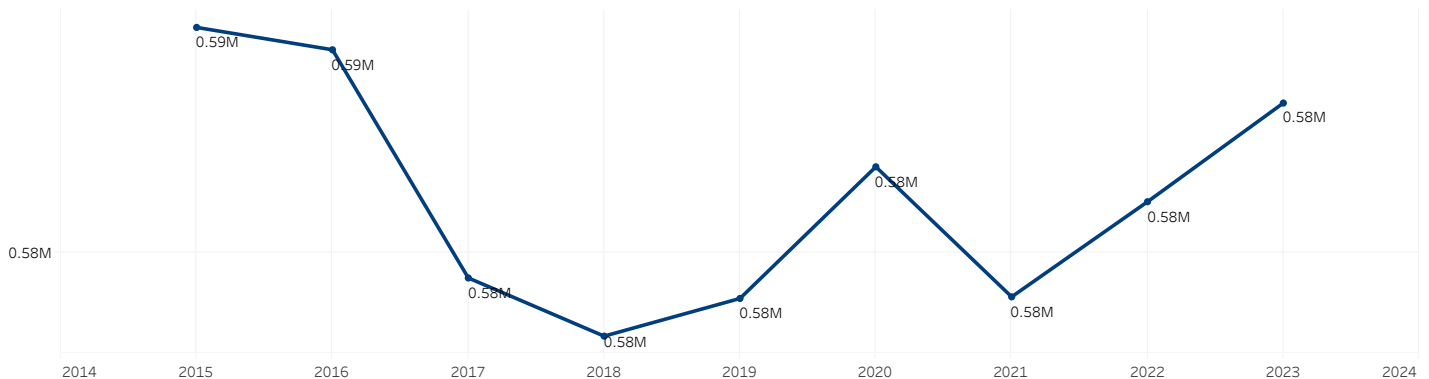
## Registered Vehicles

890,622

0.4% of national

## Population

(millions)



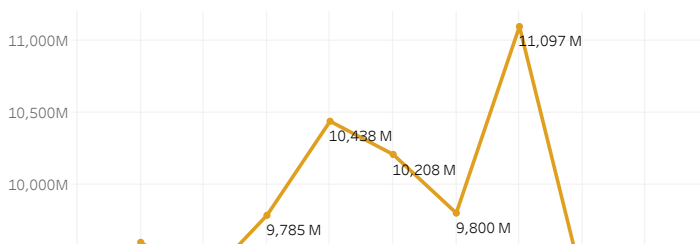
## Vehicle Miles Traveled

(millions)

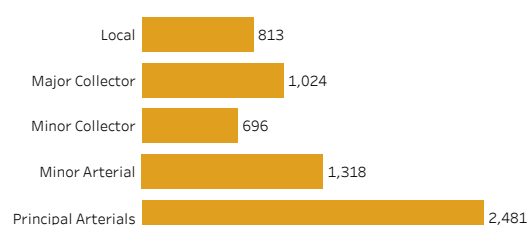
### Vehicle Miles Traveled by Location



### Vehicle Miles Traveled



### Vehicle Miles Traveled by Road Type



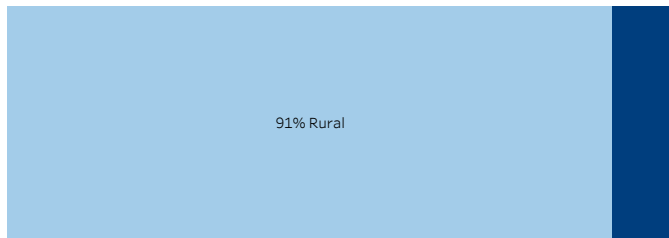


Freeways & Expressways | 11

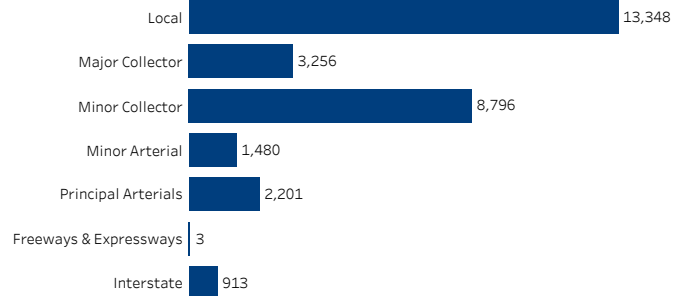
Interstate | 3,176

## Public Road Length (miles)

### Public Road Length by Road Location



### Public Road Length by Road Type

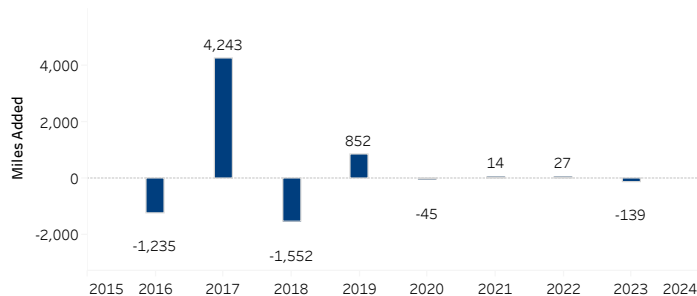


## Vehicle Miles Traveled & Public Road Length (percent)

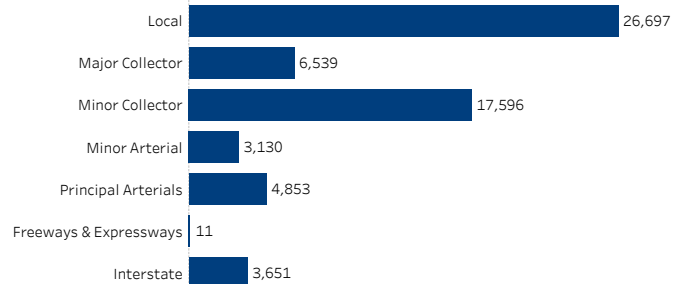
	Vehicle Miles Traveled		Public Road Length	
Local		8.5%		44.5%
Major Collector		10.8%		10.9%
Minor Collector		7.3%		29.3%
Minor Arterial		13.8%		4.9%
Principal Arterials		26.1%		7.3%
Freeways & Expressways		0.1%		0.0%
Interstate		33.4%		3.0%

## Public Road Lane Miles (miles)

### Lane Miles Added



### Lane Miles by Road Type



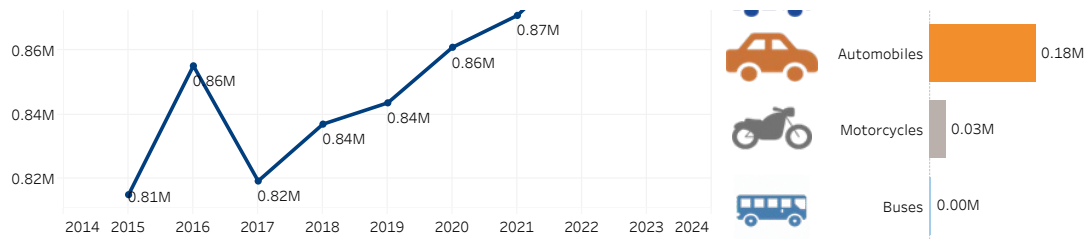
## Registered Vehicles (millions)

### Total Registered Vehicles



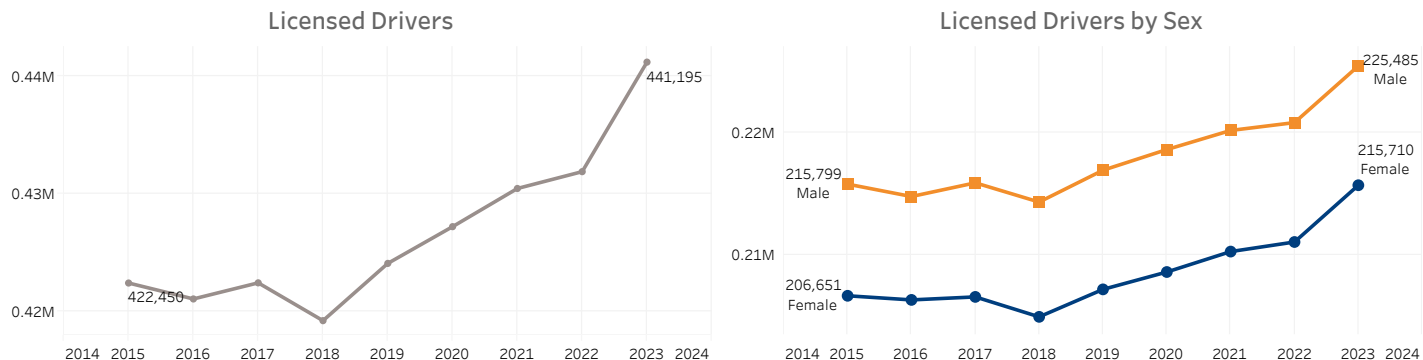
### Registered Vehicles by Type

Trucks | 0.69M



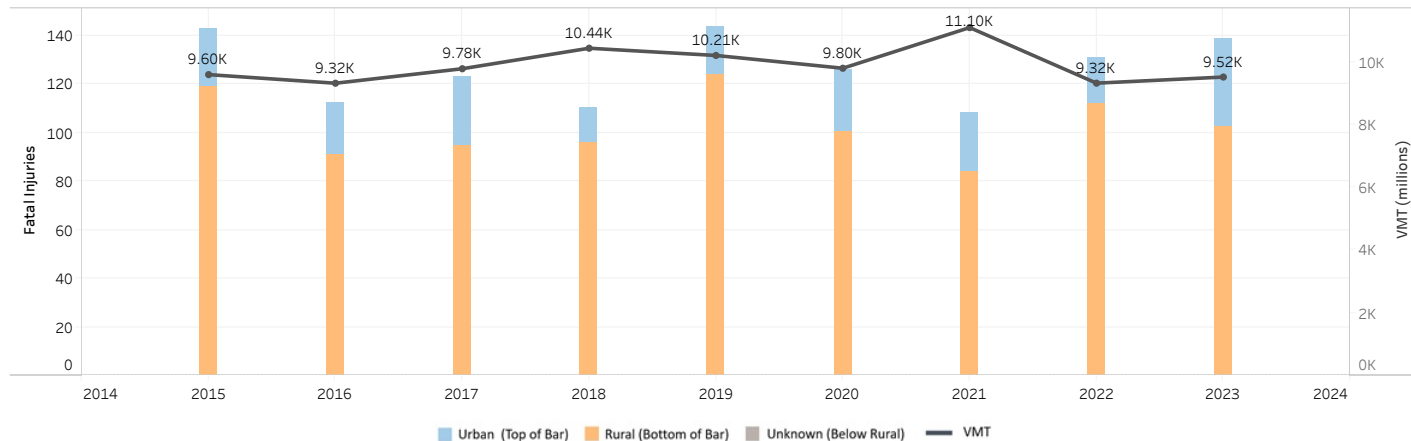
## Licensed Drivers

(millions)



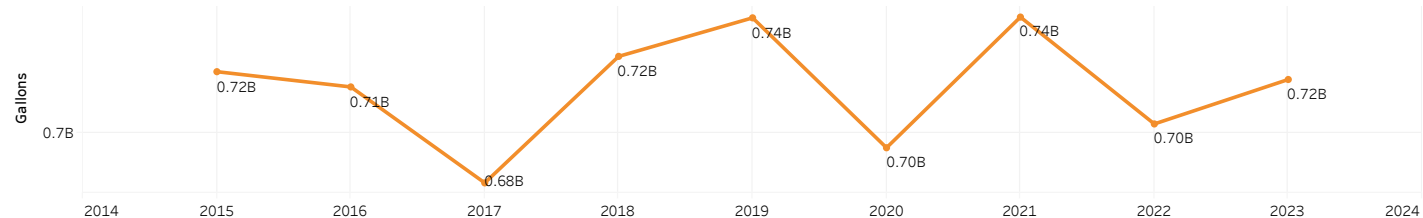
## Vehicle Crash Fatalities

(thousands)



## Motor Fuel Consumption

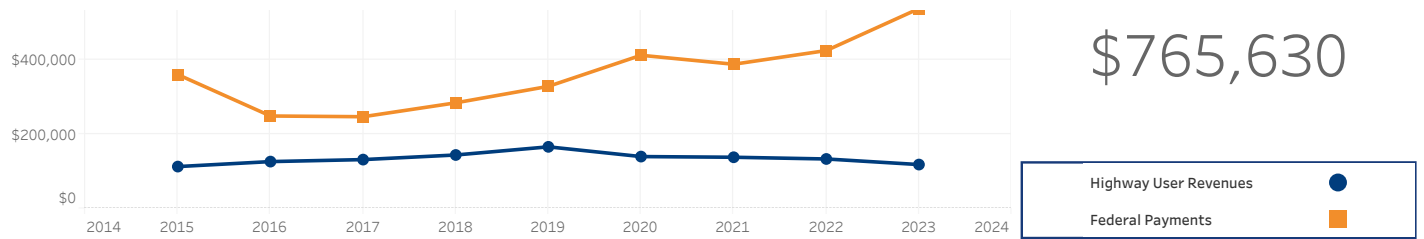
(billions)



## Highway Funding Revenue

(thousands)

Highway Funding Revenue by Type      Total Highway Funding Revenue



## Highway Funding Expenditures

(thousands)

