










Highway Statistics Series: State Statistical Abstracts

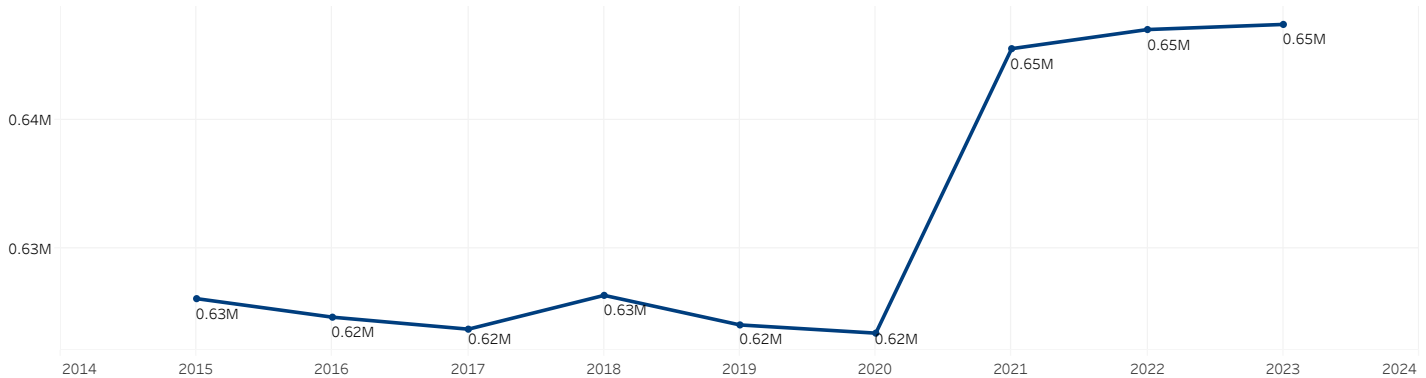
(To view any chart in a table format, tab to the visual and select enter)

	State Vermont	Year 2023
-----------------------------------------------------------------------------------	-------------------------	---------------------

	Population 647,464 <small>0.2% of national</small>		Vehicle Miles Traveled 7,172,000,000 <small>0.5% of national</small>		Land Area (sq. miles) 9,217 <small>0.3% of national</small>
	Public Road Length (miles) 14,247 <small>0.7% of national</small>		Public Road Lane Miles 29,259 <small>0.6% of national</small>		Motor Fuel Use (thousand gallons) 348,326 <small>0.2% of national</small>
	Licensed Drivers 480,463 <small>0.2% of national</small>		Registered Vehicles 629,430 <small>0.4% of national</small>		



Population (millions)

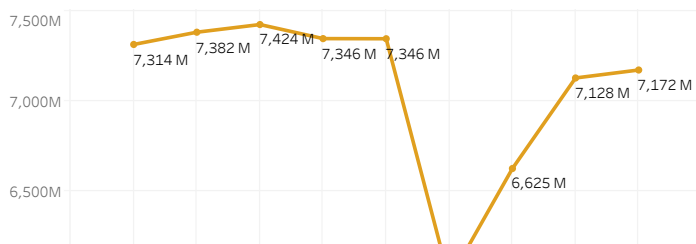


Vehicle Miles Traveled (millions)


Vehicle Miles Traveled by Location

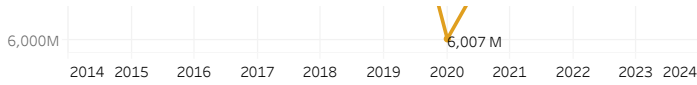


Vehicle Miles Traveled




Vehicle Miles Traveled by Road Type



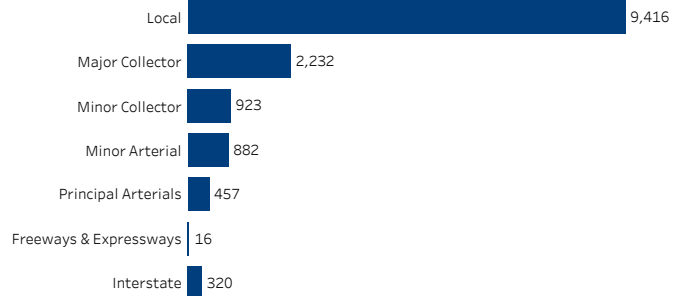


Public Road Length (miles)

Public Road Length by Road Location



Public Road Length by Road Type

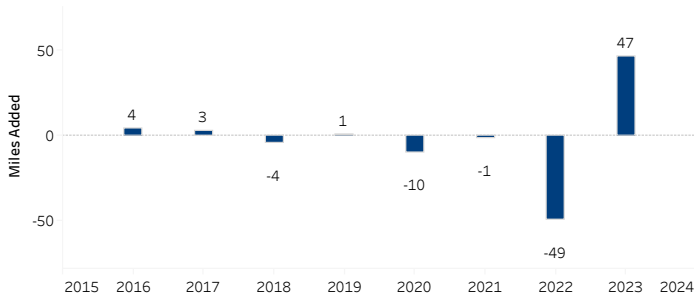


Vehicle Miles Traveled & Public Road Length (percent)

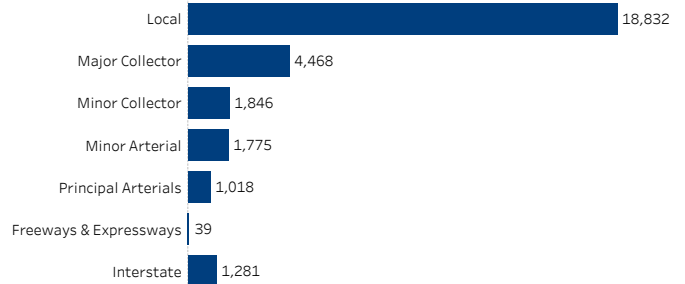
Road Type	Vehicle Miles Traveled (%)	Public Road Length (%)
Local	16.1%	66.1%
Major Collector	19.4%	15.7%
Minor Collector	3.0%	6.5%
Minor Arterial	18.4%	6.2%
Principal Arterials	18.3%	3.2%
Freeways & Expressways	1.0%	0.1%
Interstate	23.8%	2.2%

Public Road Lane Miles (miles)

Lane Miles Added




Lane Miles by Road Type



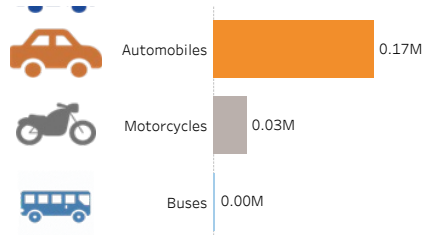
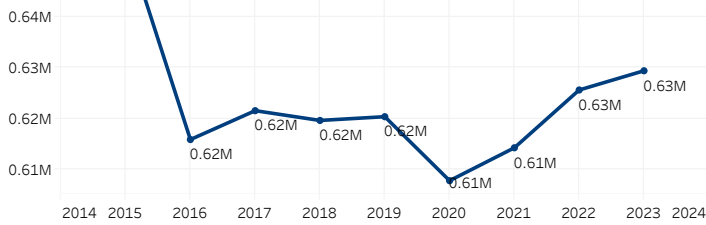
Registered Vehicles (millions)

Total Registered Vehicles

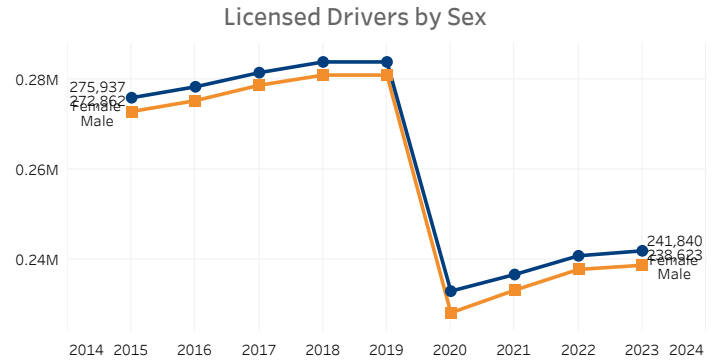
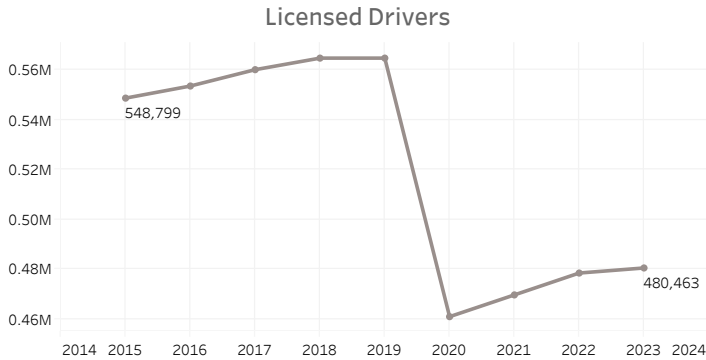


Registered Vehicles by Type

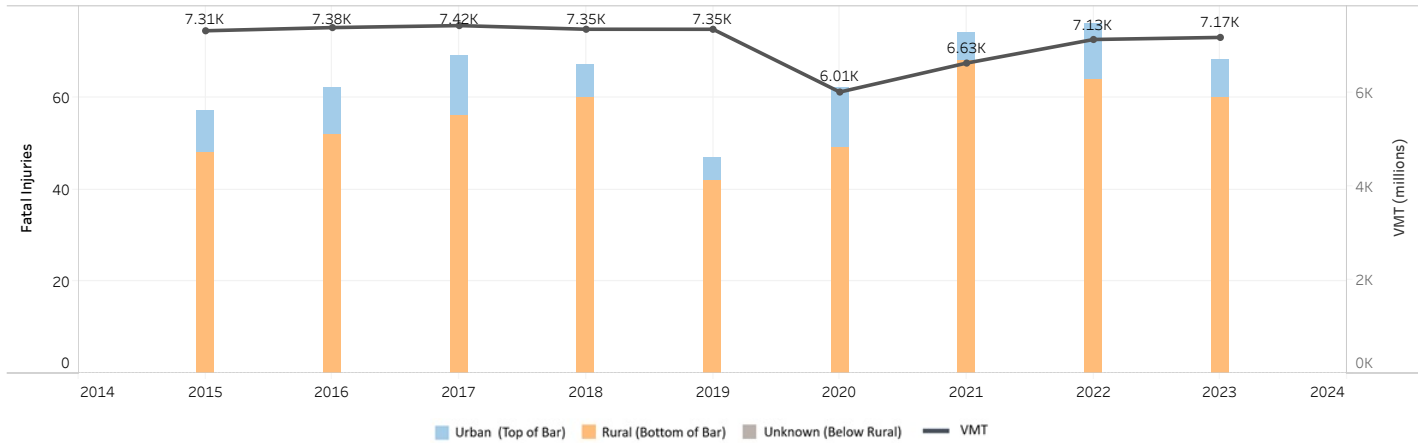




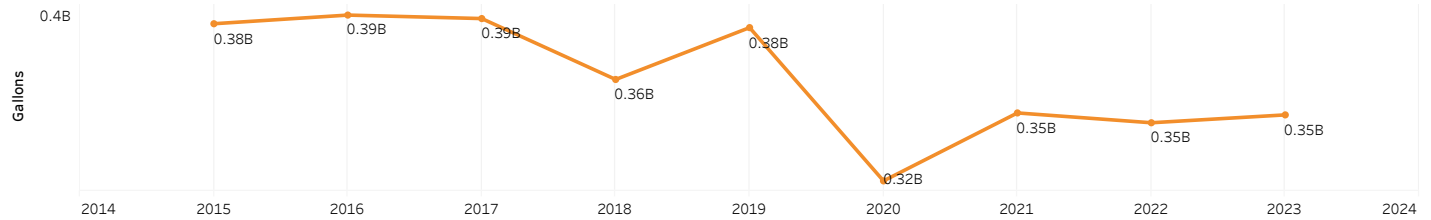
Licensed Drivers (millions)



Vehicle Crash Fatalities (thousands)



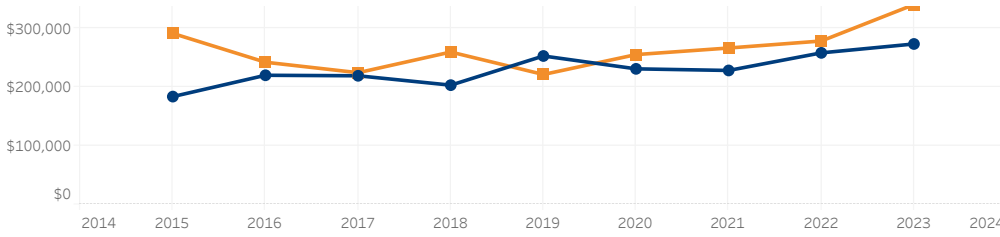
Motor Fuel Consumption (billions)



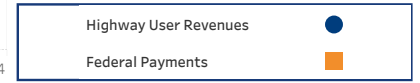
Highway Funding Revenue (thousands)

Highway Funding Revenue by Type

Total Highway Funding Revenue

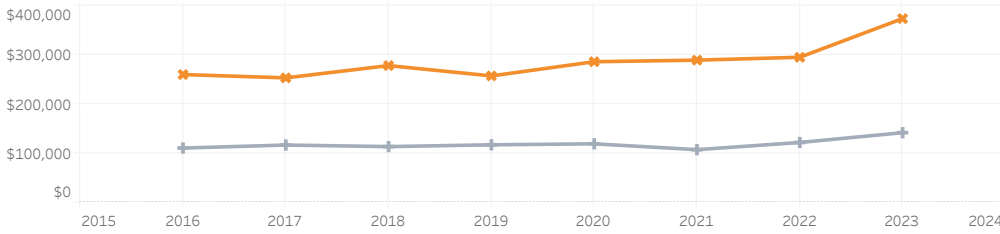


\$710,126



Highway Funding Expenditures (thousands)

Highway Expenditures by Type



Total Highway Expenditures

\$735,445

