

Highway Statistics Series: State Statistical Abstracts

(To view any chart in a table format, tab to the visual and select enter)



State
North Dakota

Year
2023



Population

783,926

0.2% of national



Vehicle Miles Traveled

9,896,000,000

0.7% of national



Land Area (sq. miles)

68,994

2.0% of national



Public Road Length (miles)

88,447

2.9% of national



Public Road Lane Miles

179,485

2.4% of national



Motor Fuel Use (thousand gallons)

727,141

0.6% of national



Licensed Drivers

580,918

0.2% of national



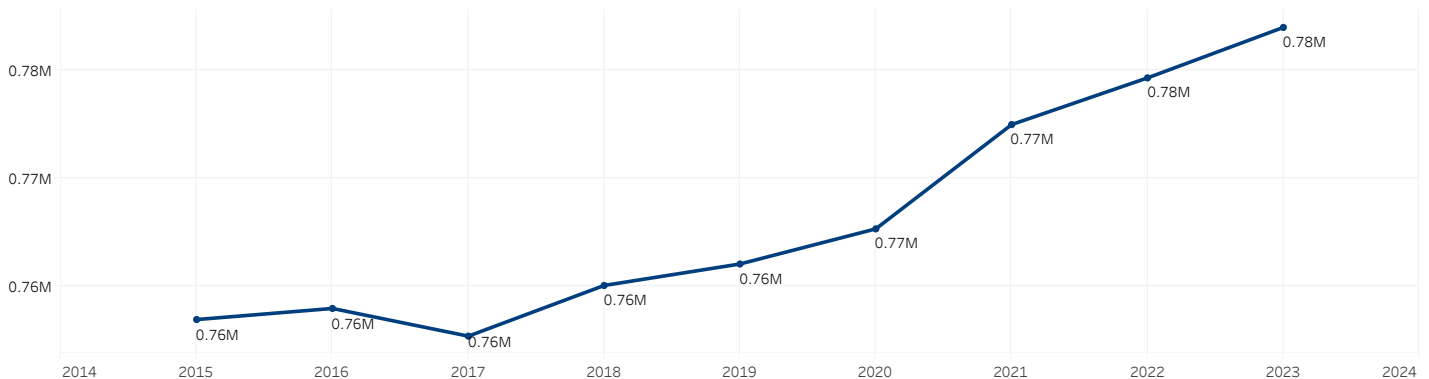
Registered Vehicles

1,060,838

0.5% of national

Population

(millions)



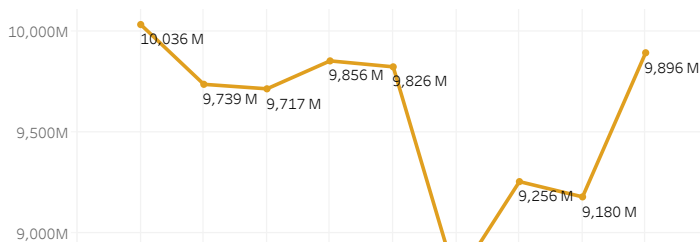
Vehicle Miles Traveled

(millions)

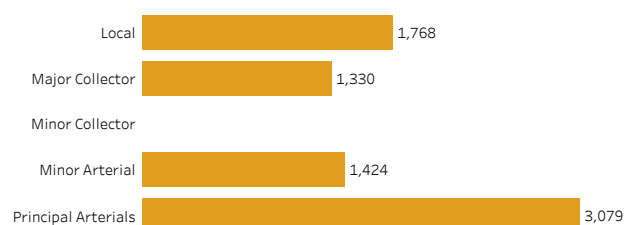
Vehicle Miles Traveled by Location



Vehicle Miles Traveled



Vehicle Miles Traveled by Road Type



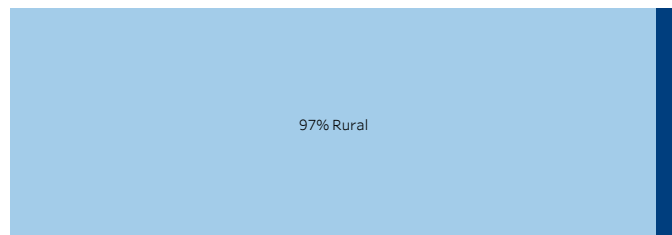


Freeways & Expressways

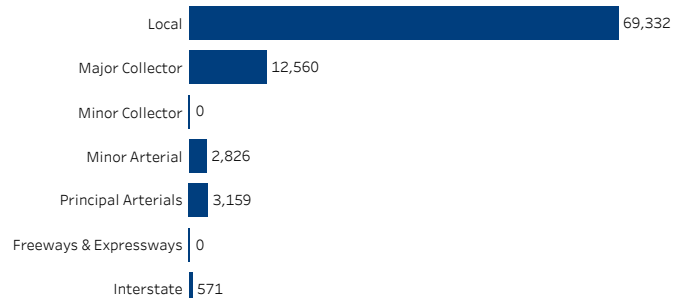
Interstate 2,294

Public Road Length (miles)















Public Road Length by Road Location



Public Road Length by Road Type

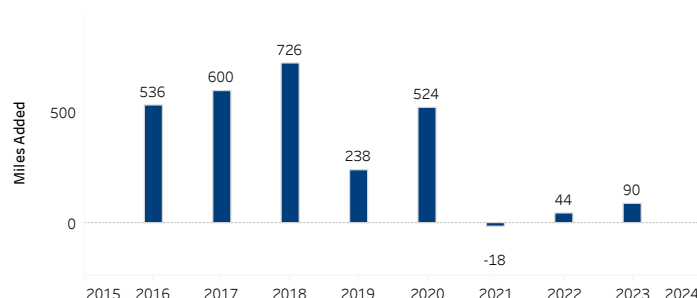


Vehicle Miles Traveled & Public Road Length (percent)

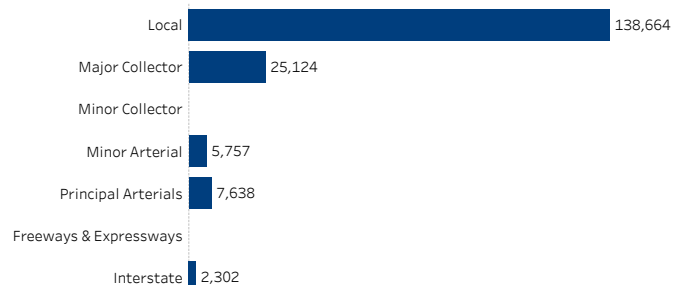
| | Vehicle Miles Traveled | | Public Road Length | |
|------------------------|-------------------------------------------------------------------------------------|-------|---------------------------------------------------------------------------------------|-------|
| Local |  | 17.9% |  | 78.4% |
| Major Collector |  | 13.4% |  | 14.2% |
| Minor Collector |  | 0.0% |  | 0.0% |
| Minor Arterial |  | 14.4% |  | 3.2% |
| Principal Arterials |  | 31.1% |  | 3.6% |
| Freeways & Expressways |  | 0.0% |  | 0.0% |
| Interstate |  | 23.2% |  | 0.6% |

Public Road Lane Miles (miles)

Lane Miles Added




Lane Miles by Road Type



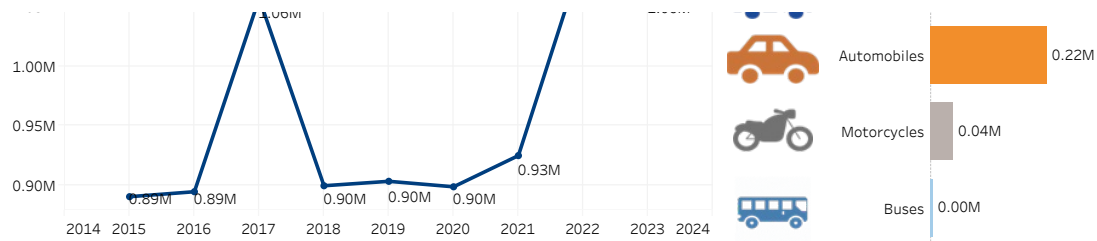
Registered Vehicles (millions)

Total Registered Vehicles



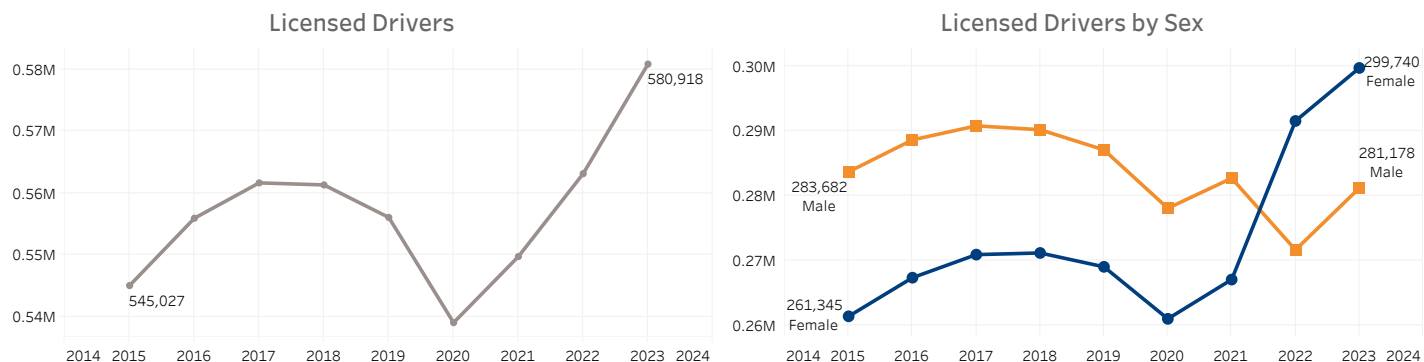
Registered Vehicles by Type





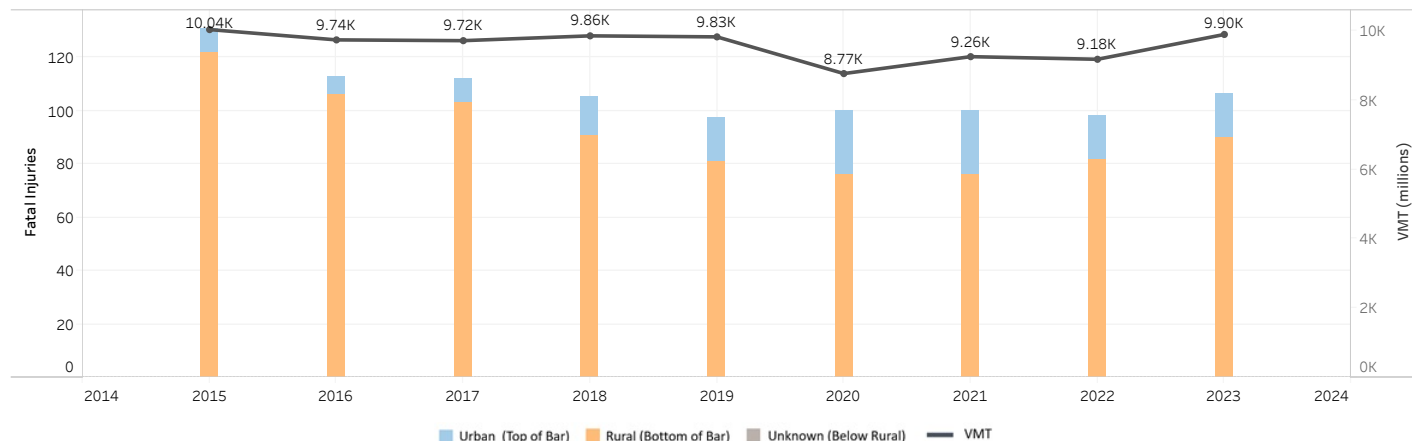
Licensed Drivers

(millions)



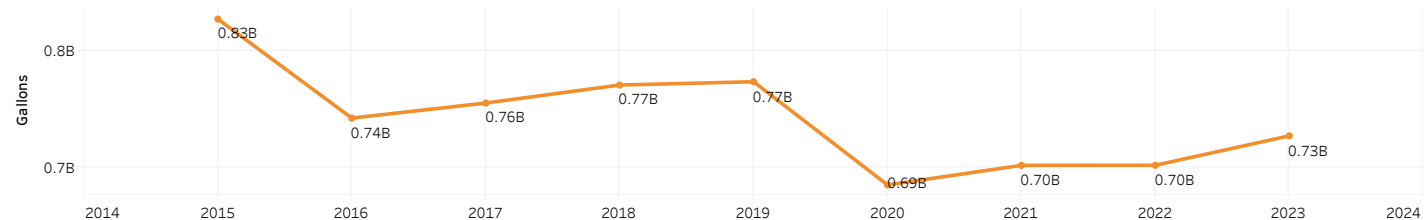
Vehicle Crash Fatalities

(thousands)



Motor Fuel Consumption

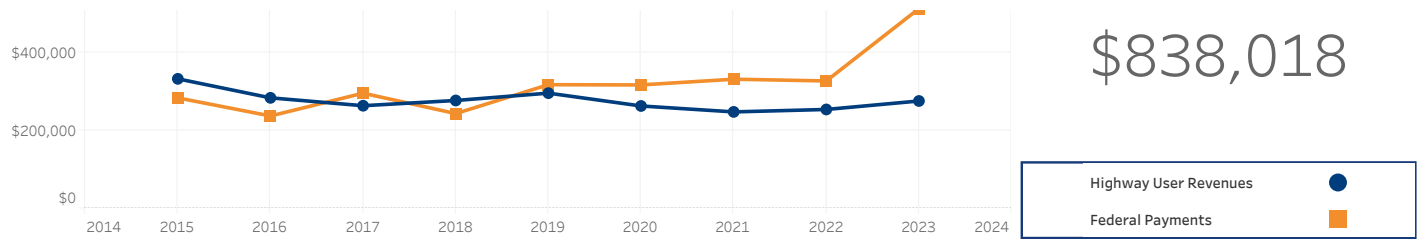
(billions)



Highway Funding Revenue

(thousands)

Highway Funding Revenue by Type Total Highway Funding Revenue



Highway Funding Expenditures

(thousands)

