

Special Issue

Weekly Motor Fuel Report

Office of Highway
Policy Information

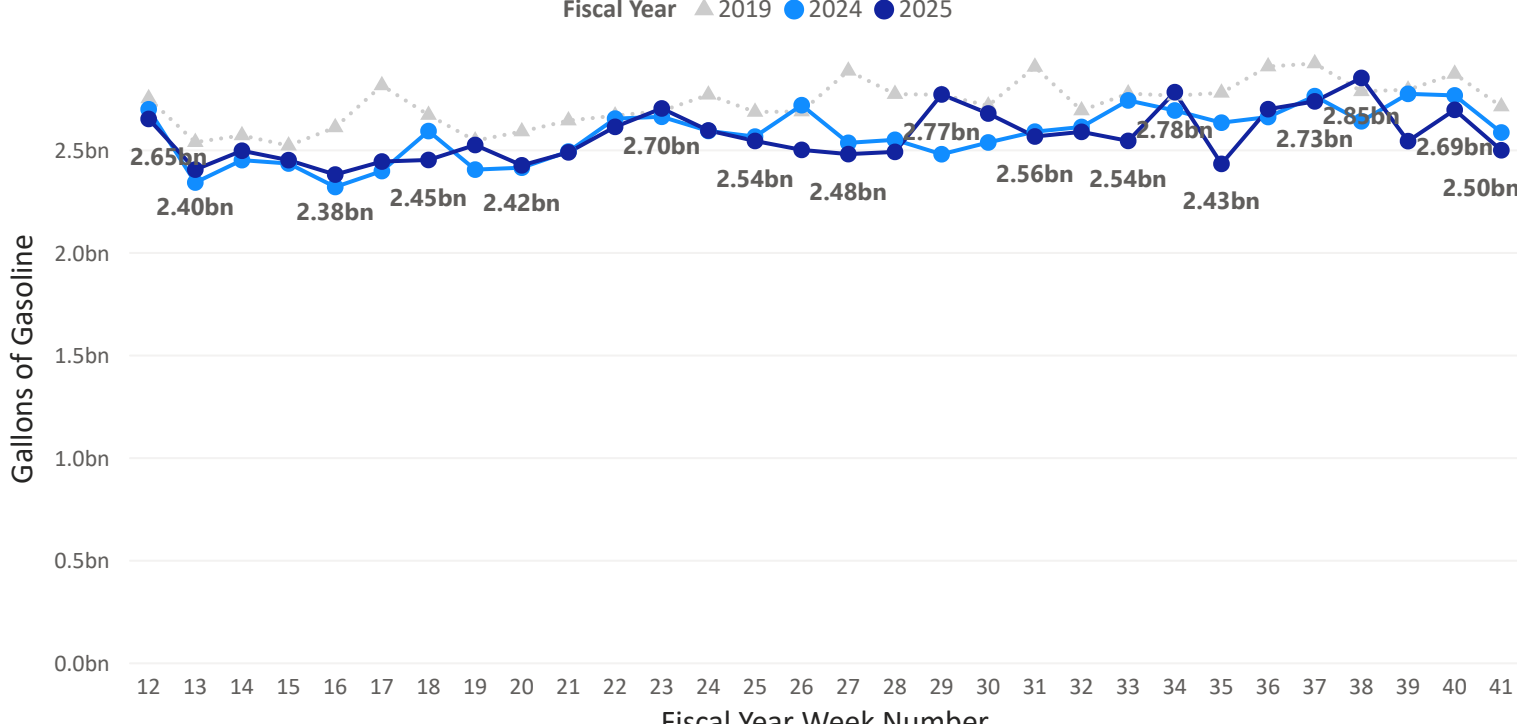
Gasoline Product Supplied for Fiscal Year Week No. 41

Data complete through 7/11/2025

Excludes Diesel and Alternative Fuels

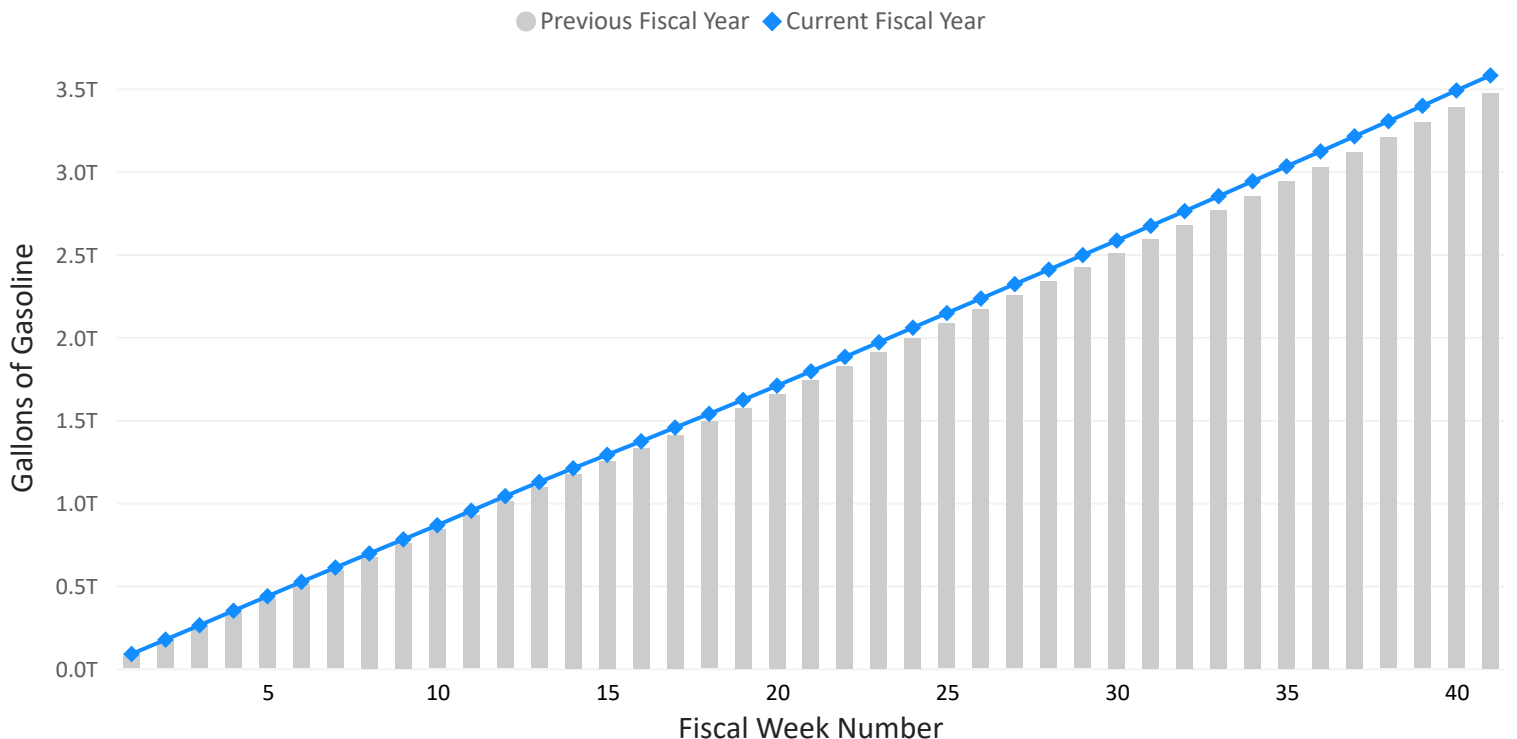
Gasoline product supplied totaled 2.5 billion gallons in week 41. This is a decrease of 7.32% from the previous week.

Weekly Gasoline Product Supplied



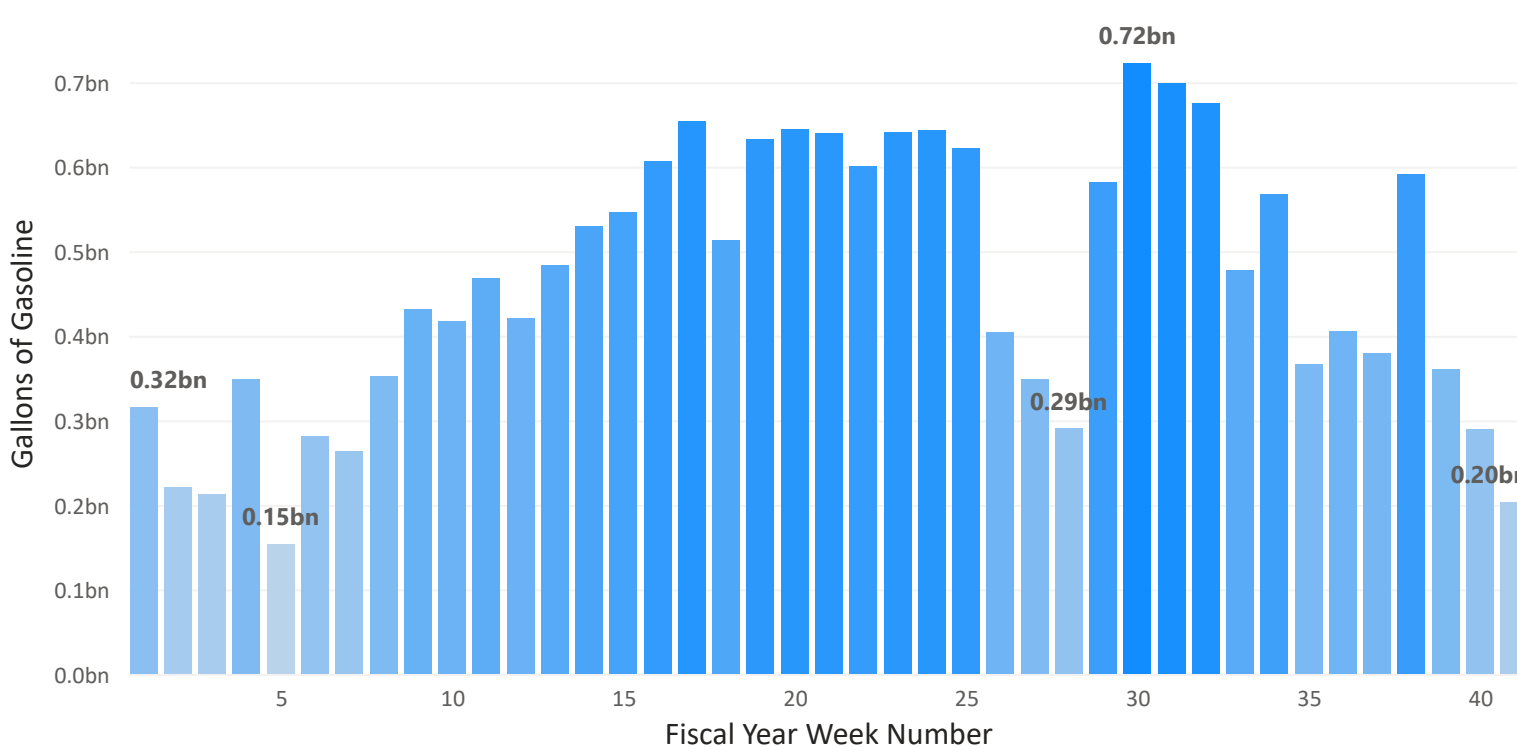
Gasoline product supplied compared to the same week in FY 2024 decreased by 3.35% and decreased by 7.87% for the same week in FY 2019.

Weekly Cumulative Gallons of Gasoline Product Supplied



By this week in FY 2025, the gasoline supply increased by 0.2 billion gallons compared to the same week in FY 2024.

Cumulative Difference in Gallons of Gasoline Product Supplied in the US by Week (FY 2025 - FY 2024)



Weekly Gasoline Product Supplied Table

Fiscal Week Number	Current Year Production	Previous Year Production	Difference From Same Week Last Year	Current Year Cumulative Production	Cumulative Difference
1	2,838,276,000	2,522,814,000	315,462,000	2,838,276,000	315,462,000
2	2,534,280,000	2,629,242,000	-94,962,000	5,372,556,000	220,500,000
3	2,598,372,000	2,606,016,000	-7,644,000	7,970,928,000	212,856,000
4	2,692,746,000	2,556,918,000	135,828,000	10,663,674,000	348,684,000
5	2,595,432,000	2,790,648,000	-195,216,000	13,259,106,000	153,468,000
6	2,758,602,000	2,631,006,000	127,596,000	16,017,708,000	281,064,000
7	2,475,186,000	2,493,120,000	-17,934,000	18,492,894,000	263,130,000
8	2,500,764,000	2,412,564,000	88,200,000	20,993,658,000	351,330,000
9	2,568,972,000	2,489,004,000	79,968,000	23,562,630,000	431,298,000
10	2,590,140,000	2,604,546,000	-14,406,000	26,152,770,000	416,892,000
11	2,624,538,000	2,573,676,000	50,862,000	28,777,308,000	467,754,000
12	2,648,352,000	2,695,392,000	-47,040,000	31,425,660,000	420,714,000
13	2,401,392,000	2,338,476,000	62,916,000	33,827,052,000	483,630,000
14	2,493,414,000	2,447,550,000	45,864,000	36,320,466,000	529,494,000
15	2,447,550,000	2,431,086,000	16,464,000	38,768,016,000	545,958,000
16	2,377,284,000	2,316,720,000	60,564,000	41,145,300,000	606,522,000
17	2,440,788,000	2,394,336,000	46,452,000	43,586,088,000	652,974,000
18	2,448,432,000	2,589,258,000	-140,826,000	46,034,520,000	512,148,000
19	2,521,344,000	2,401,392,000	119,952,000	48,555,864,000	632,100,000
20	2,422,266,000	2,410,800,000	11,466,000	50,978,130,000	643,566,000
21	2,485,476,000	2,489,298,000	-3,822,000	53,463,606,000	639,744,000
22	2,609,838,000	2,649,822,000	-39,984,000	56,073,444,000	599,760,000
23	2,699,508,000	2,658,936,000	40,572,000	58,772,952,000	640,332,000
24	2,592,198,000	2,589,846,000	2,352,000	61,365,150,000	642,684,000
25	2,541,042,000	2,562,210,000	-21,168,000	63,906,192,000	621,516,000
26	2,497,530,000	2,715,384,000	-217,854,000	66,403,722,000	403,662,000
27	2,476,950,000	2,531,928,000	-54,978,000	68,880,672,000	348,684,000
28	2,487,828,000	2,546,628,000	-58,800,000	71,368,500,000	289,884,000
29	2,767,716,000	2,476,362,000	291,354,000	74,136,216,000	581,238,000
30	2,674,812,000	2,533,692,000	141,120,000	76,811,028,000	722,358,000
31	2,562,798,000	2,586,318,000	-23,520,000	79,373,826,000	698,838,000
32	2,585,436,000	2,609,250,000	-23,814,000	81,959,262,000	675,024,000
33	2,541,336,000	2,738,610,000	-197,274,000	84,500,598,000	477,750,000
34	2,778,888,000	2,689,512,000	89,376,000	87,279,486,000	567,126,000
35	2,429,322,000	2,630,124,000	-200,802,000	89,708,808,000	366,324,000
36	2,695,980,000	2,657,760,000	38,220,000	92,404,788,000	404,544,000
37	2,733,906,000	2,759,484,000	-25,578,000	95,138,694,000	378,966,000
38	2,848,272,000	2,636,886,000	211,386,000	97,986,966,000	590,352,000
39	2,540,160,000	2,770,656,000	-230,496,000	100,527,126,000	359,856,000
40	2,692,746,000	2,763,012,000	-70,266,000	103,219,872,000	289,590,000
41	2,495,766,000	2,582,202,000	-86,436,000	105,715,638,000	203,154,000
Total	105,715,638,000	105,512,484,000	203,154,000	105,715,638,000	203,154,000

Source: Derived from U.S. Product Supplied of Finished Motor Gasoline, Weekly, U.S. Energy Information Administration, published 7/16/2025

Please direct questions to: PolicyInfoFeedback@dot.gov