

Special Issue

Weekly Motor Fuel Report

Office of Highway
Policy Information

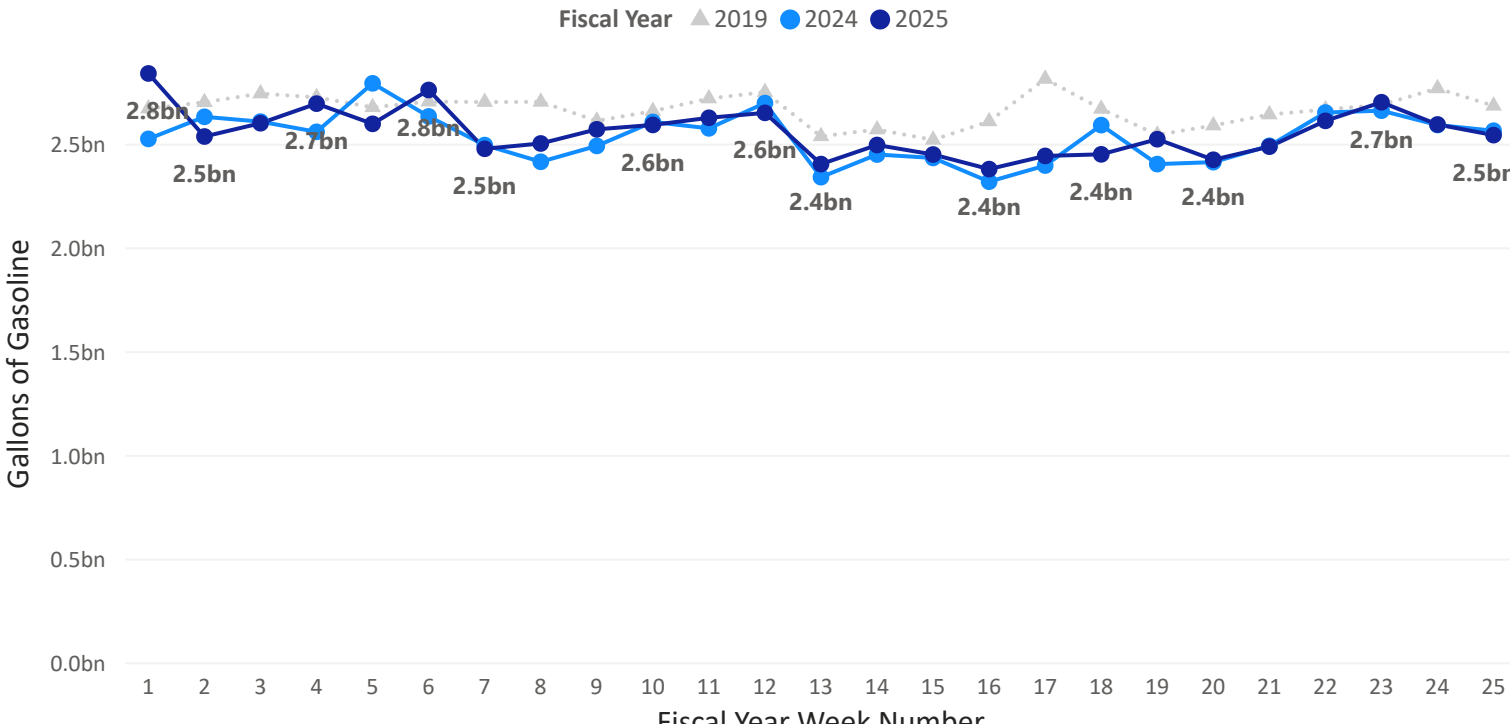
Gasoline Product Supplied for Fiscal Year Week No. 25

Data complete through 3/21/2025

Excludes Diesel and Alternative Fuels

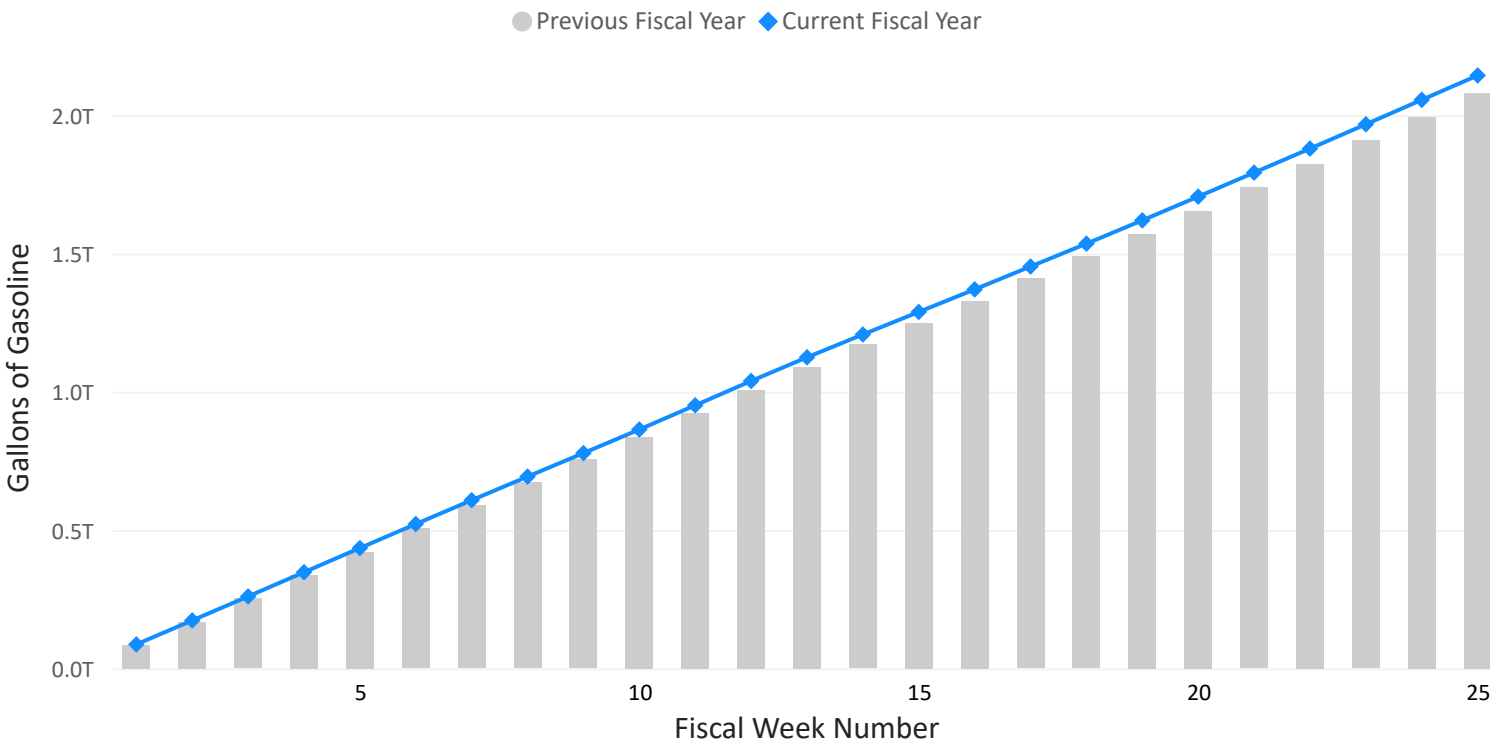
Gasoline product supplied totaled 2.54 billion gallons in week 25. This is a decrease of 1.97% from the previous week.

Weekly Gasoline Product Supplied



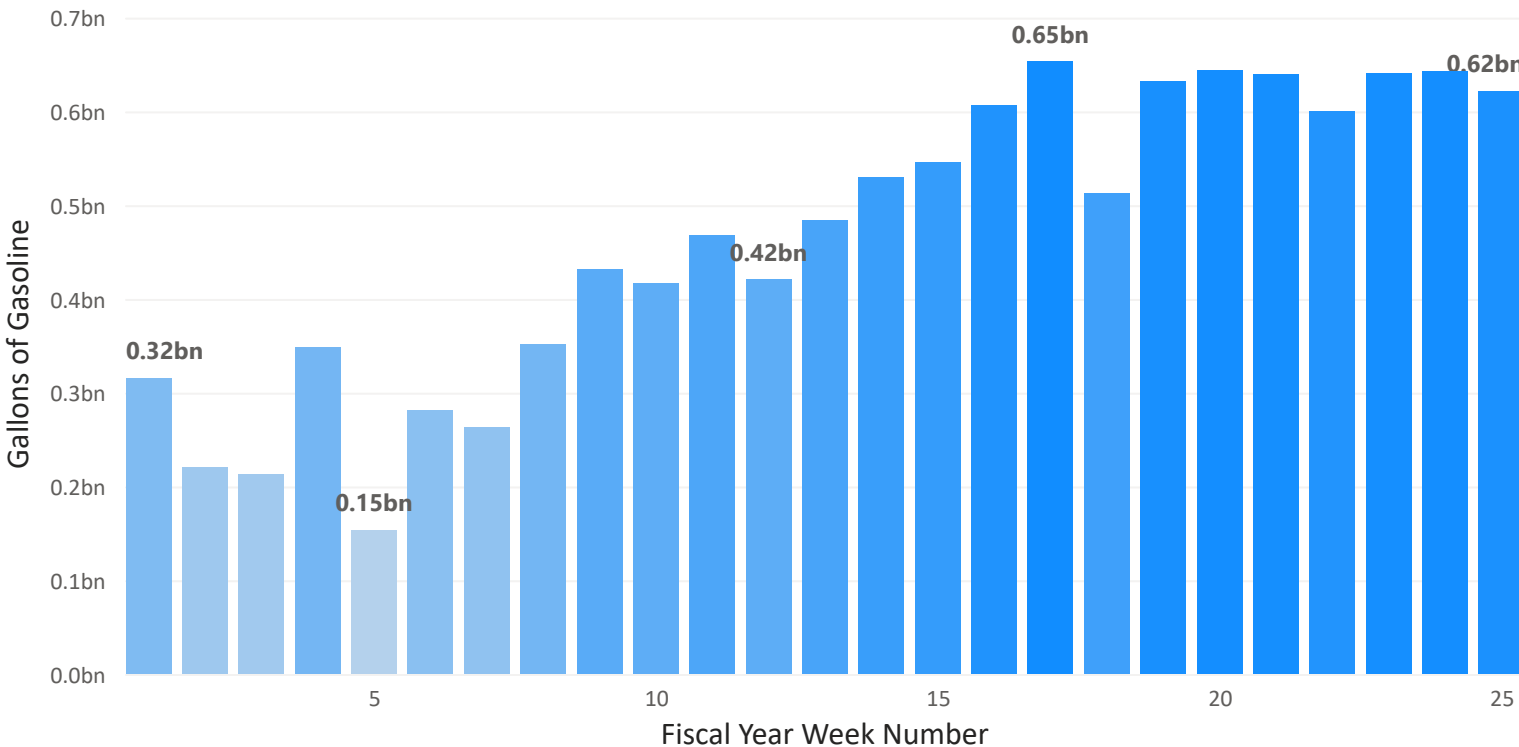
Gasoline product supplied compared to the same week in FY 2024 decreased by 0.83% and decreased by 5.27% for the same week in FY 2019.

Weekly Cumulative Gallons of Gasoline Product Supplied



By this week in FY 2025, the gasoline supply increased by 0.62 billion gallons compared to the same week in FY 2024.

Cumulative Difference in Gallons of Gasoline Product Supplied in the US by Week (FY 2025 - FY 2024)



Weekly Gasoline Product Supplied Table

Fiscal Week Number	Current Year Production	Previous Year Production	Difference From Same Week Last Year	Current Year Cumulative Production	Cumulative Difference
1	2,838,276,000	2,522,814,000	315,462,000	2,838,276,000	315,462,000
2	2,534,280,000	2,629,242,000	-94,962,000	5,372,556,000	220,500,000
3	2,598,372,000	2,606,016,000	-7,644,000	7,970,928,000	212,856,000
4	2,692,746,000	2,556,918,000	135,828,000	10,663,674,000	348,684,000
5	2,595,432,000	2,790,648,000	-195,216,000	13,259,106,000	153,468,000
6	2,758,602,000	2,631,006,000	127,596,000	16,017,708,000	281,064,000
7	2,475,186,000	2,493,120,000	-17,934,000	18,492,894,000	263,130,000
8	2,500,764,000	2,412,564,000	88,200,000	20,993,658,000	351,330,000
9	2,568,972,000	2,489,004,000	79,968,000	23,562,630,000	431,298,000
10	2,590,140,000	2,604,546,000	-14,406,000	26,152,770,000	416,892,000
11	2,624,538,000	2,573,676,000	50,862,000	28,777,308,000	467,754,000
12	2,648,352,000	2,695,392,000	-47,040,000	31,425,660,000	420,714,000
13	2,401,392,000	2,338,476,000	62,916,000	33,827,052,000	483,630,000
14	2,493,414,000	2,447,550,000	45,864,000	36,320,466,000	529,494,000
15	2,447,550,000	2,431,086,000	16,464,000	38,768,016,000	545,958,000
16	2,377,284,000	2,316,720,000	60,564,000	41,145,300,000	606,522,000
17	2,440,788,000	2,394,336,000	46,452,000	43,586,088,000	652,974,000
18	2,448,432,000	2,589,258,000	-140,826,000	46,034,520,000	512,148,000
19	2,521,344,000	2,401,392,000	119,952,000	48,555,864,000	632,100,000
20	2,422,266,000	2,410,800,000	11,466,000	50,978,130,000	643,566,000
21	2,485,476,000	2,489,298,000	-3,822,000	53,463,606,000	639,744,000
22	2,609,838,000	2,649,822,000	-39,984,000	56,073,444,000	599,760,000
23	2,699,508,000	2,658,936,000	40,572,000	58,772,952,000	640,332,000
24	2,592,198,000	2,589,846,000	2,352,000	61,365,150,000	642,684,000
25	2,541,042,000	2,562,210,000	-21,168,000	63,906,192,000	621,516,000
Total	63,906,192,000	63,284,676,000	621,516,000	63,906,192,000	621,516,000