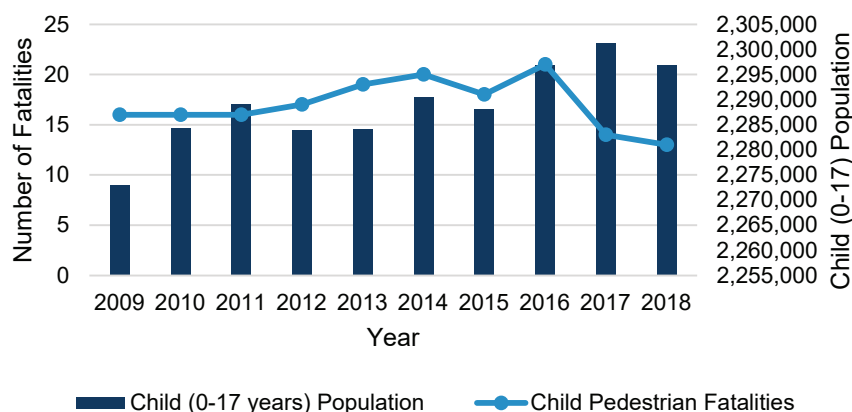


# Pedestrian Fatalities among Children (0-17 years) in North Carolina

Collaborative Sciences Center for Road Safety

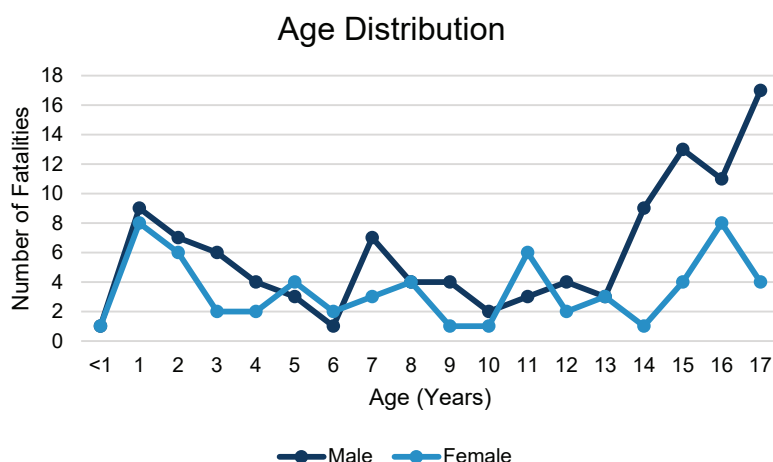
In 2018, North Carolina ranked 9th in terms of the number of child (0-17 years of age) pedestrians killed on public roadways [1]. The tables and figures below display information regarding the demographic characteristics of the 170 child pedestrian fatalities in North Carolina from 2009 to 2018. The data displayed in this document were provided by the NC State Center for Health Statistics (<https://schs.dph.ncdhhs.gov/>).

## Child Pedestrian Fatalities and 0-17 Population by Year

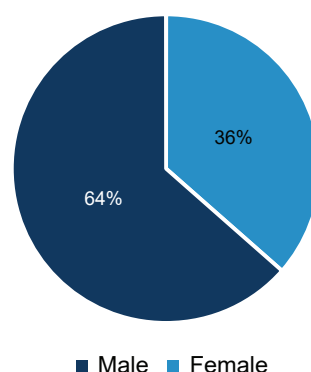


The number of child pedestrian fatalities in NC peaked in 2016, but has declined slightly in recent years.

## Age and Sex Distributions



### Sex Distribution

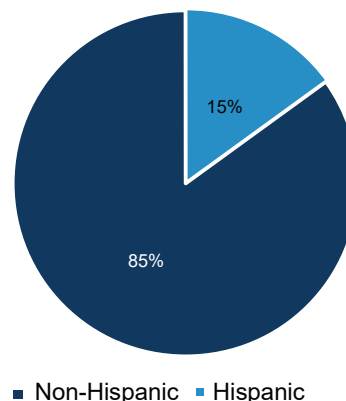


## Race/Ethnicity of Child Pedestrian Fatalities

Race	Percentage
White	55%
Black or African American	37%
American Indian	2%
Other	6%

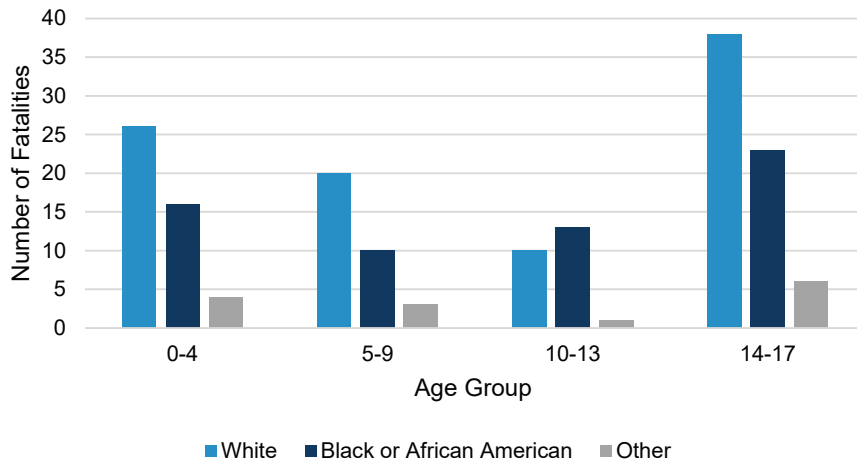
When compared to the population of North Carolina children as a whole, it is evident that Black/African American and American Indian children are overrepresented in pedestrian fatalities. In North Carolina, 23% of children are Black/African American and 1% are American Indian [2].

### Hispanic/Latino



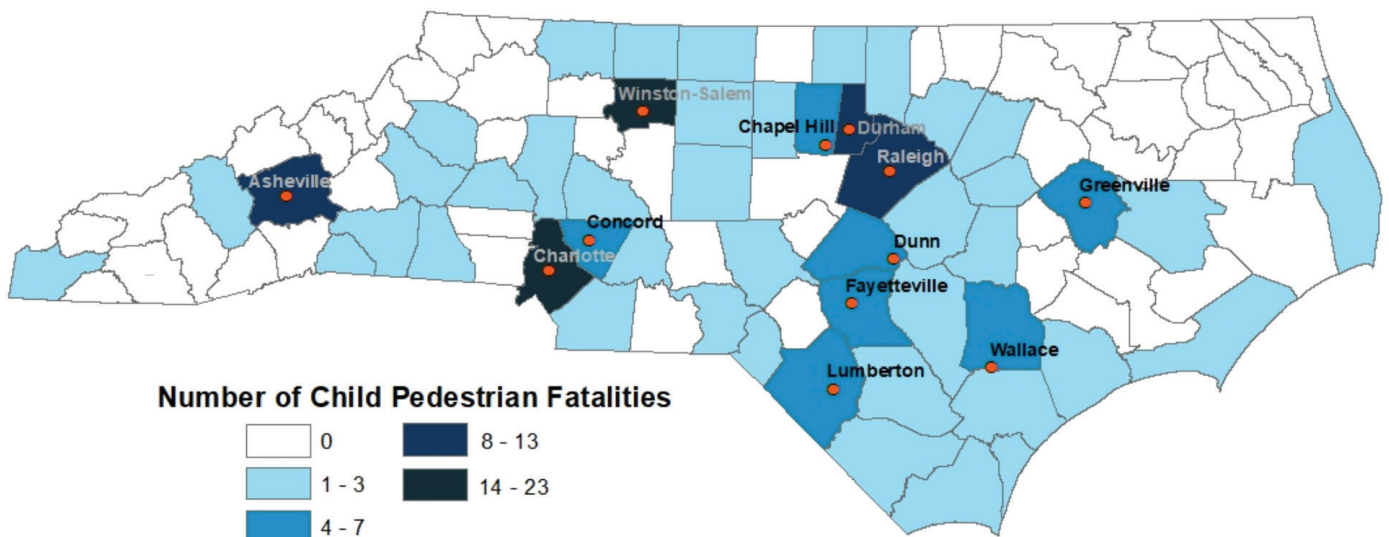
The proportion of child pedestrian fatalities who were Hispanic/Latino (15%) is slightly less than North Carolina's Hispanic/Latino child population at 16% [2].

## Child Pedestrian Fatalities by Age Group and Race



While the number of fatalities was higher among White children for most age groups, the number of Black/African American pedestrian fatalities exceeded all other racial groups among children aged 10-13 years.

## Child Pedestrian Fatalities by North Carolina County of Occurrence 2009-2018



## Child Pedestrian Fatalities by North Carolina City of Residence 2009-2018

City of Residence	Number of Fatalities	Fatality Rate (Per Million Person Years) [3]
Charlotte	10	5.13
Fayetteville	7	14.20
Winston-Salem	7	12.23
Greensboro	5	8.10
Raleigh	5	5.18
NC Total (Residents, Only)	161	7.05

Between 2009 and 2018, nine of the child pedestrian fatalities in North Carolina were out-of-state residents.