

Special Issue

Weekly Motor Fuel Report

Office of Highway
Policy Information

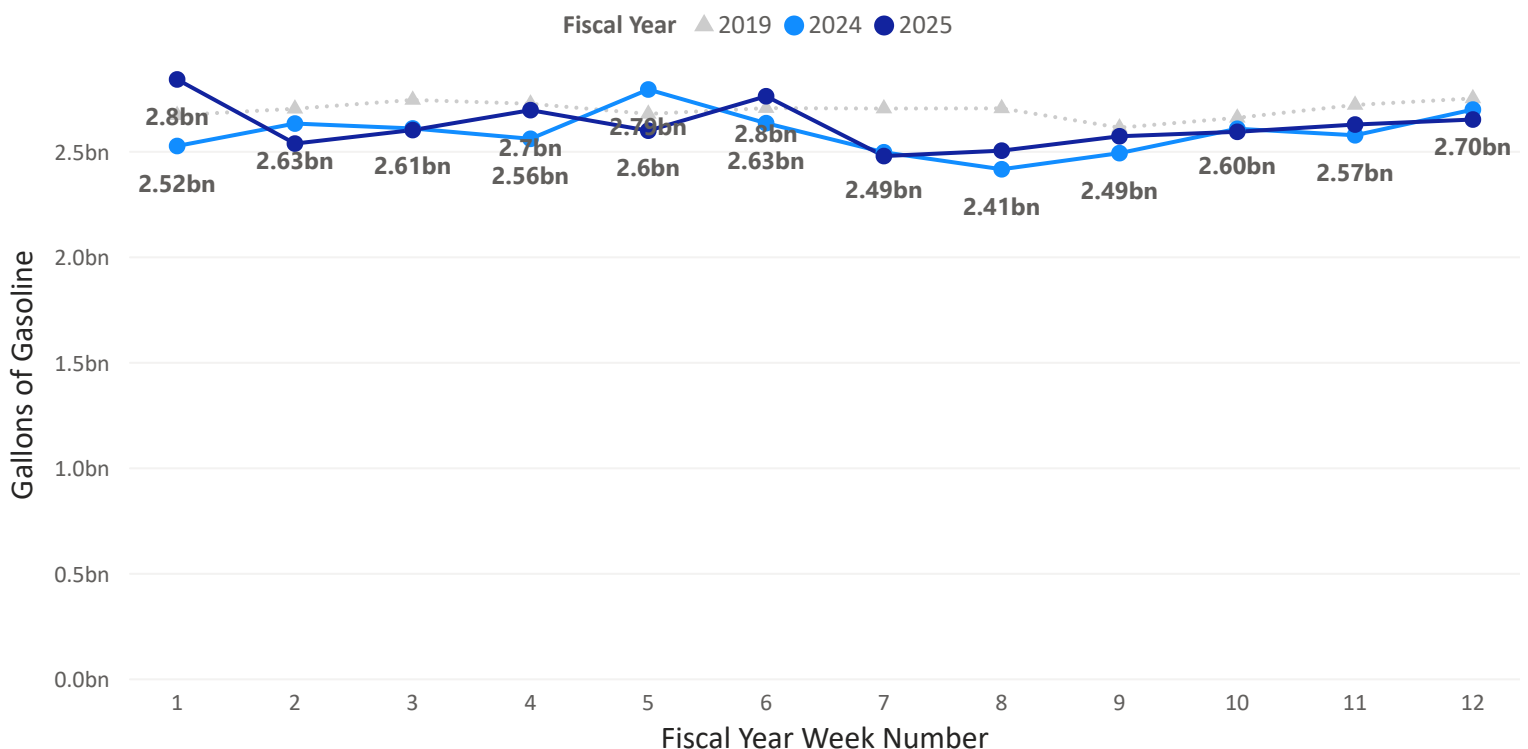
Gasoline Product Supplied for Fiscal Year Week No. 12

Data Complete through 12/21/2024

Excludes Diesel and Alternative Fuels

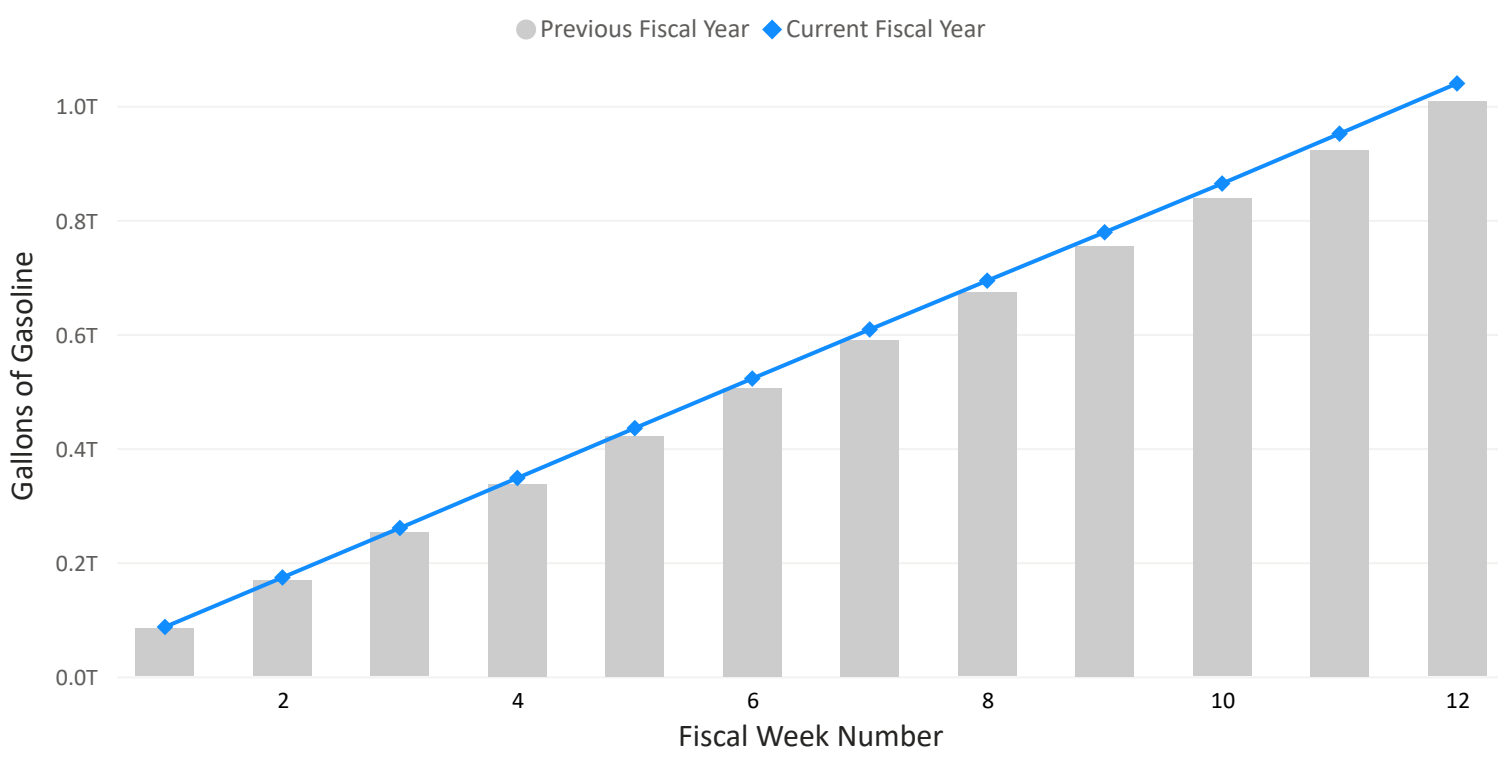
Gasoline product supplied totaled 2.6 billion gallons in week 12. This is an increase of 1% from the previous week

Weekly Gasoline Product Supplied



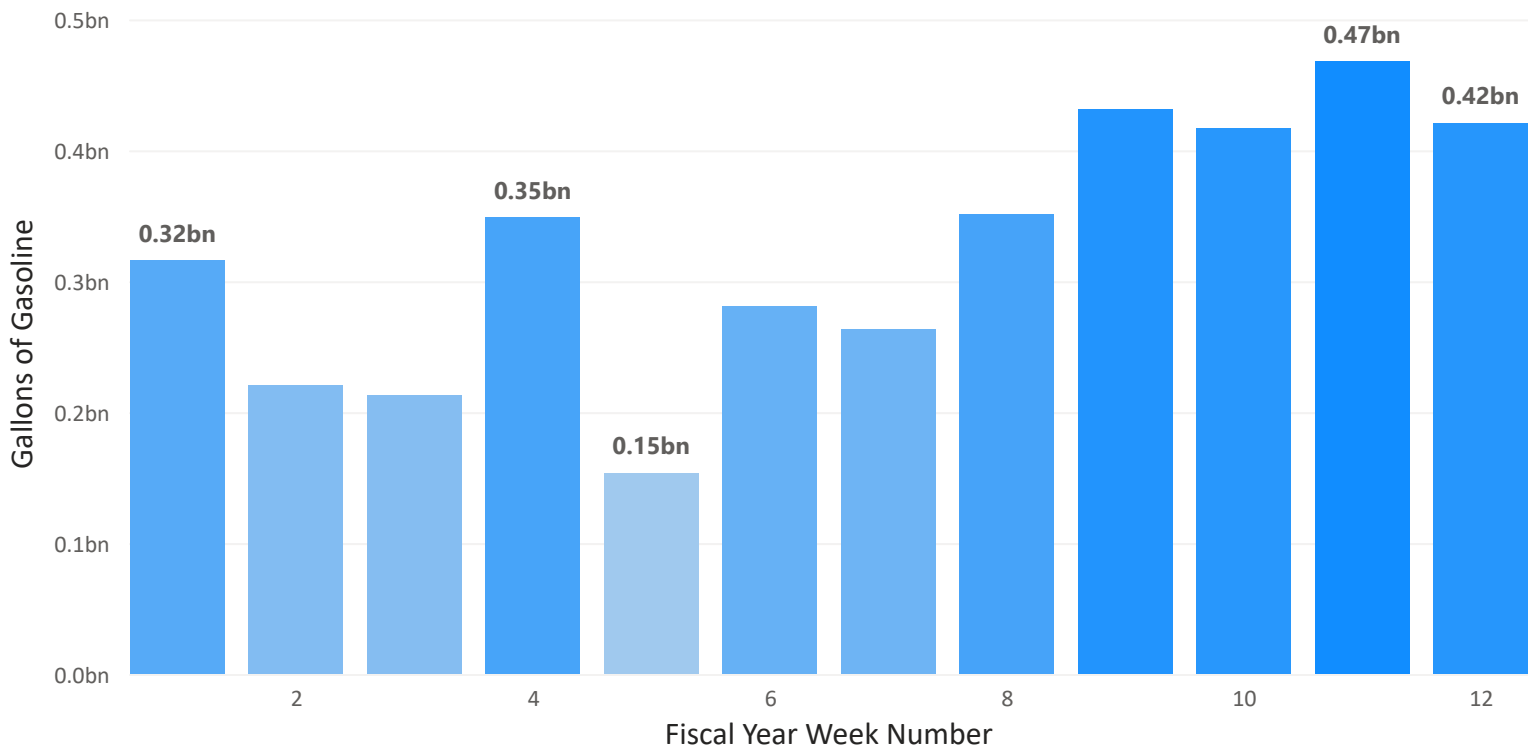
Gasoline product supplied compared to the same week in FY 2024 decreased by 1.75% and decreased by 3.17% for the same week in FY 2019

Weekly Cumulative Gallons of Gasoline Product Supplied



By this week in FY 2025, the gasoline supply increased by 0.42 billion gallons compared to the same week in FY2024

Cumulative Difference in Gallons of Gasoline Product Supplied in the US by Week (FY 2025 - FY 2024)



Weekly Gasoline Product Supplied Table

| Fiscal Week Number | Current Year Production | Previous Year Production | Difference From Same Week Last Year | Current Year Cumulative Production | Cumulative Difference |
|--------------------|-------------------------|--------------------------|-------------------------------------|------------------------------------|-----------------------|
| 1 | 2,838,276,000 | 2,522,814,000 | 315,462,000 | 2,838,276,000 | 315,462,000 |
| 2 | 2,534,280,000 | 2,629,242,000 | -94,962,000 | 5,372,556,000 | 220,500,000 |
| 3 | 2,598,372,000 | 2,606,016,000 | -7,644,000 | 7,970,928,000 | 212,856,000 |
| 4 | 2,692,746,000 | 2,556,918,000 | 135,828,000 | 10,663,674,000 | 348,684,000 |
| 5 | 2,595,432,000 | 2,790,648,000 | -195,216,000 | 13,259,106,000 | 153,468,000 |
| 6 | 2,758,602,000 | 2,631,006,000 | 127,596,000 | 16,017,708,000 | 281,064,000 |
| 7 | 2,475,186,000 | 2,493,120,000 | -17,934,000 | 18,492,894,000 | 263,130,000 |
| 8 | 2,500,764,000 | 2,412,564,000 | 88,200,000 | 20,993,658,000 | 351,330,000 |
| 9 | 2,568,972,000 | 2,489,004,000 | 79,968,000 | 23,562,630,000 | 431,298,000 |
| 10 | 2,590,140,000 | 2,604,546,000 | -14,406,000 | 26,152,770,000 | 416,892,000 |
| 11 | 2,624,538,000 | 2,573,676,000 | 50,862,000 | 28,777,308,000 | 467,754,000 |
| 12 | 2,648,352,000 | 2,695,392,000 | -47,040,000 | 31,425,660,000 | 420,714,000 |
| Total | 31,425,660,000 | 31,004,946,000 | 420,714,000 | 31,425,660,000 | 420,714,000 |