

# Special Issue

## Weekly Motor Fuel Report

Office of Highway  
Policy Information

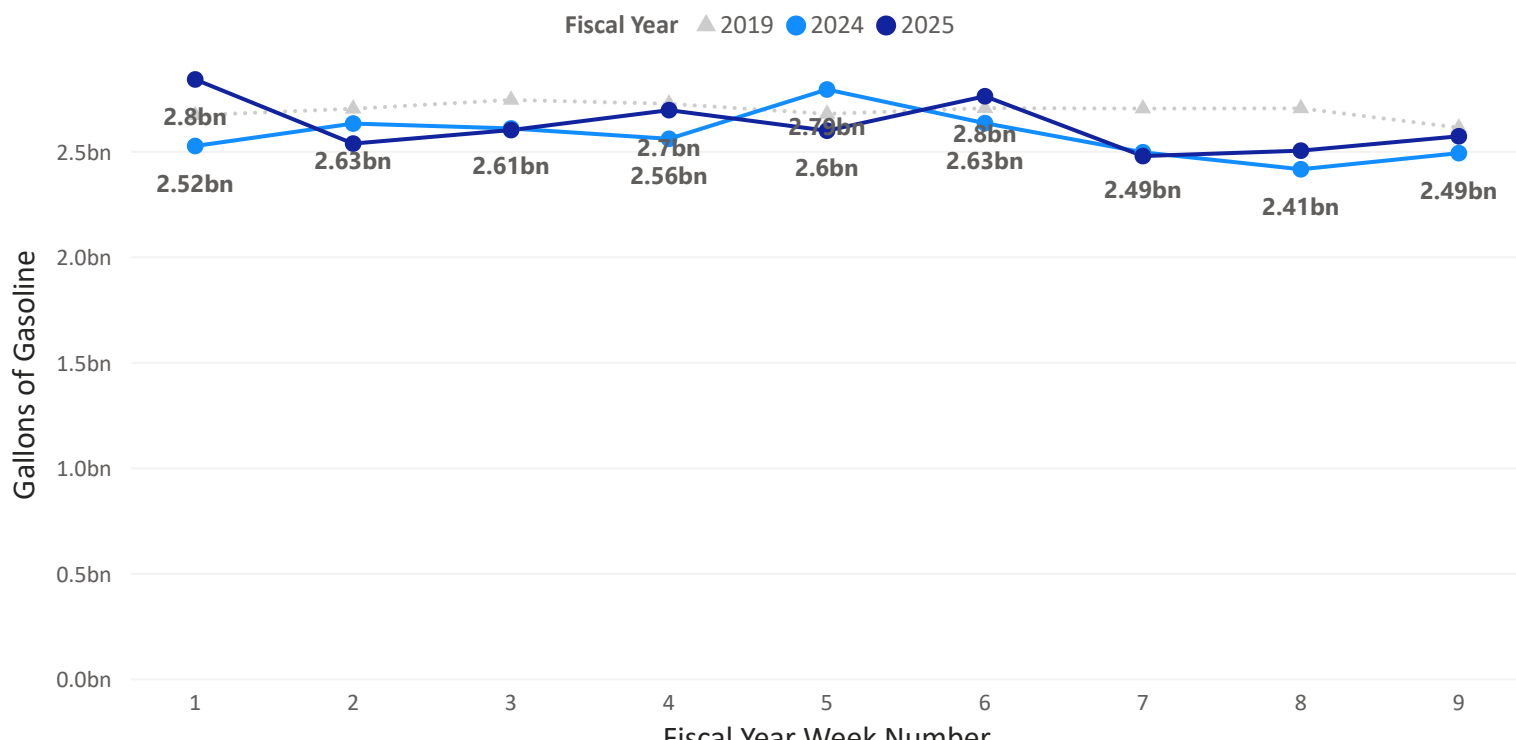
Gasoline Product Supplied for Fiscal Year Week No. 9

Data complete through 11/29/2024

Excludes Diesel and Alternative Fuels

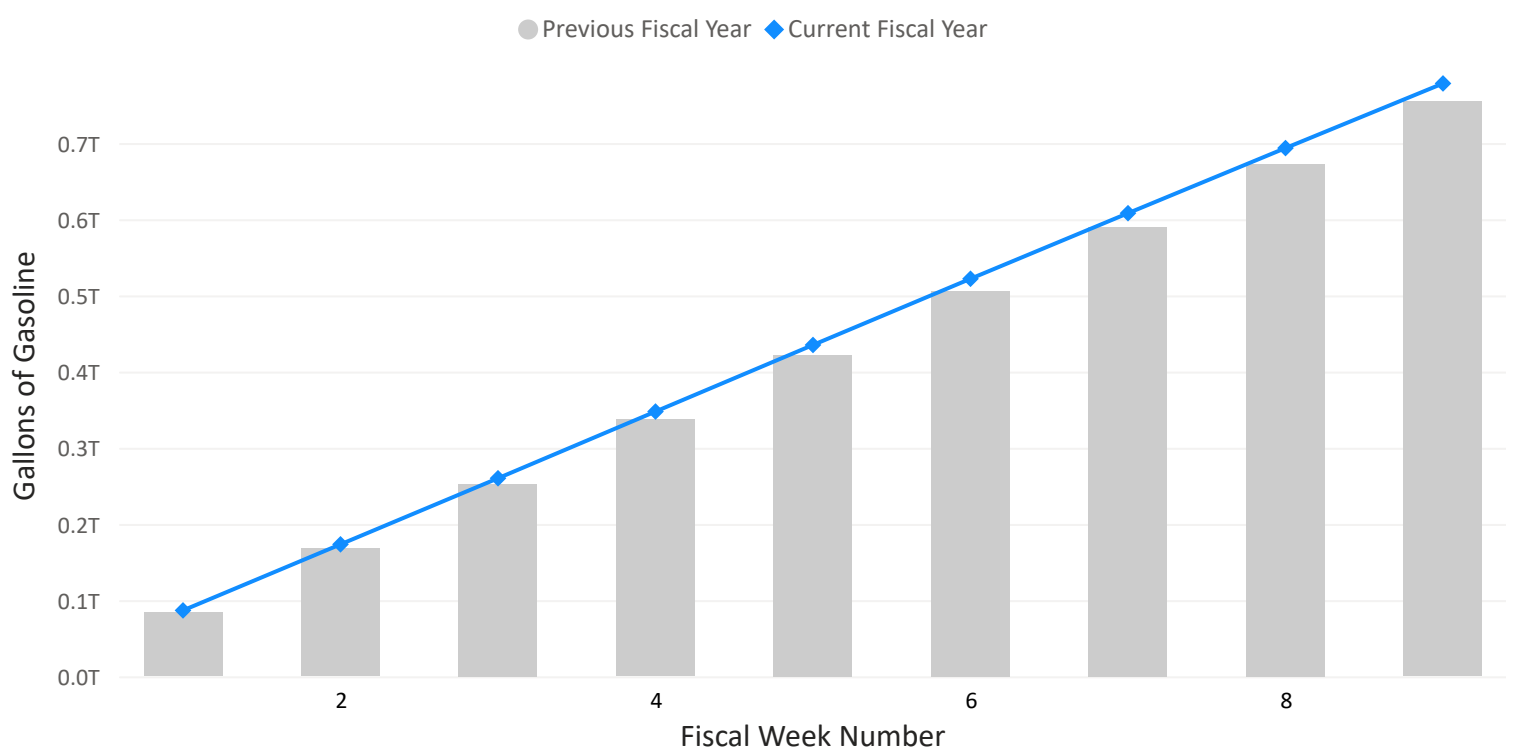
Gasoline product supplied totaled 2.57 billion gallons in week 9. This is an increase of 2.73% from the previous week.

Weekly Gasoline Product Supplied



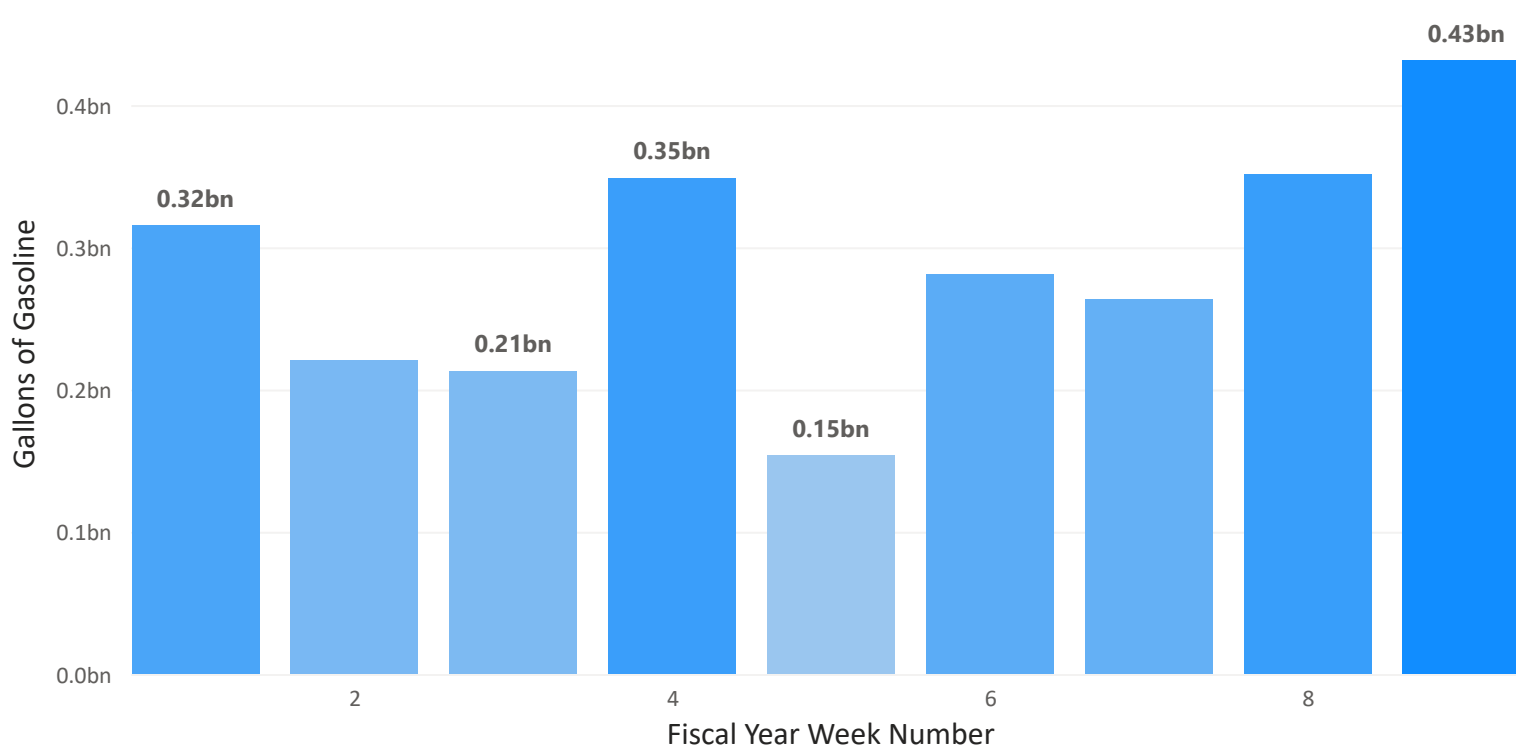
Gasoline product supplied compared to the same week in FY 2024 increased by 3.21% and decreased by 1.57% for the same week in FY 2019.

Weekly Cumulative Gallons of Gasoline Product Supplied



By this week in FY 2025, the gasoline supply increased by 0.43 billion gallons compared to the same week in FY 2024.

Cumulative Difference in Gallons of Gasoline Product Supplied in the US by Week (FY 2025 - FY 2024)



Weekly Gasoline Product Supplied Table

Fiscal Week Number	Current Year Production	Previous Year Production	Difference From Same Week Last Year	Current Year Cumulative Production	Cumulative Difference
1	2,838,276,000	2,522,814,000	315,462,000	2,838,276,000	315,462,000
2	2,534,280,000	2,629,242,000	-94,962,000	5,372,556,000	220,500,000
3	2,598,372,000	2,606,016,000	-7,644,000	7,970,928,000	212,856,000
4	2,692,746,000	2,556,918,000	135,828,000	10,663,674,000	348,684,000
5	2,595,432,000	2,790,648,000	-195,216,000	13,259,106,000	153,468,000
6	2,758,602,000	2,631,006,000	127,596,000	16,017,708,000	281,064,000
7	2,475,186,000	2,493,120,000	-17,934,000	18,492,894,000	263,130,000
8	2,500,764,000	2,412,564,000	88,200,000	20,993,658,000	351,330,000
9	2,568,972,000	2,489,004,000	79,968,000	23,562,630,000	431,298,000
Total	23,562,630,000	23,131,332,000	431,298,000	23,562,630,000	431,298,000

Source: Derived from U.S. Product Supplied of Finished Motor Gasoline, Weekly, U.S. Energy Information Administration, published 12/4/2024

Please direct questions to: [PolicyInfoFeedback@dot.gov](mailto:PolicyInfoFeedback@dot.gov)