

Special Issue

Weekly Motor Fuel Report

Office of Highway
Policy Information

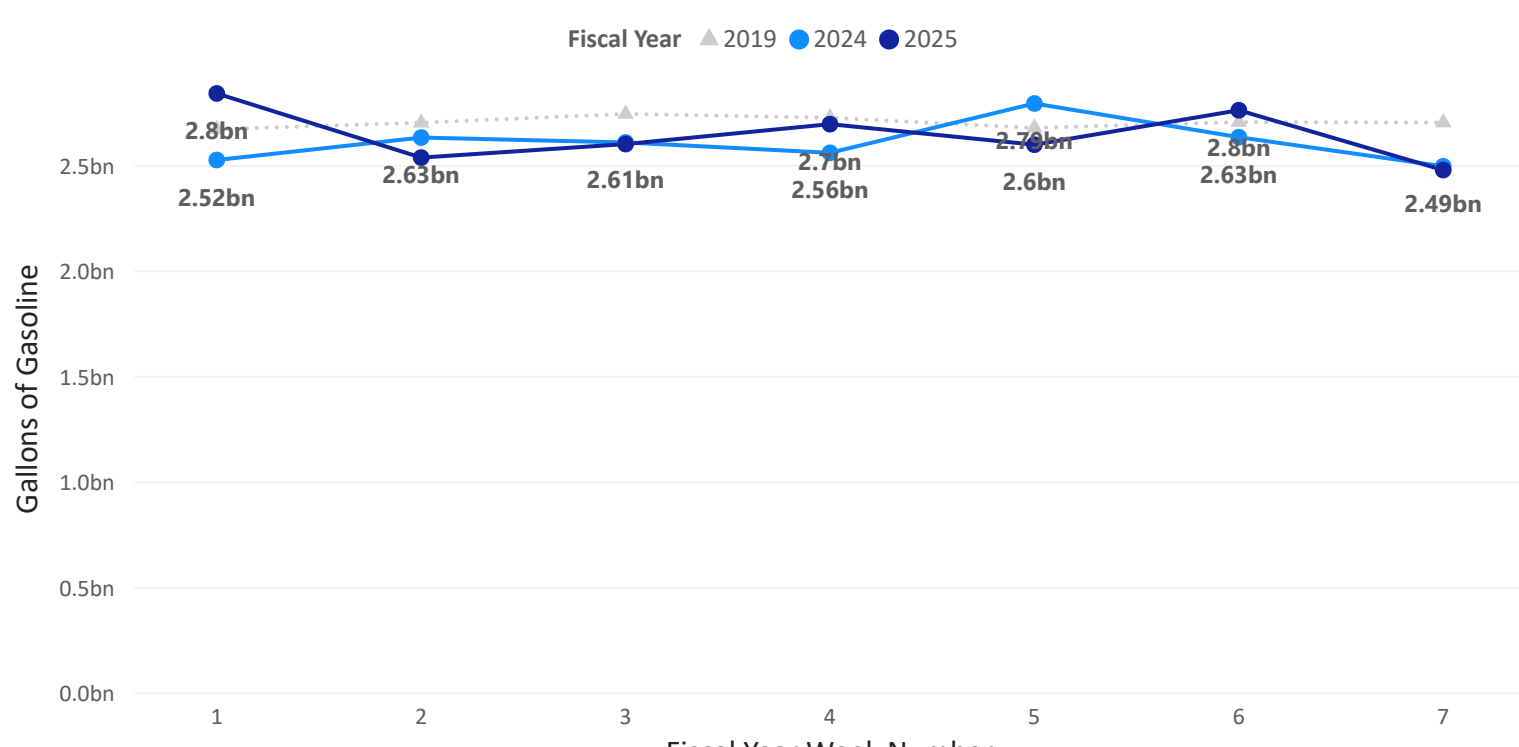
Gasoline Product Supplied for Fiscal Year Week No. 7

Data complete through 11/15/2024

Excludes Diesel and Alternative Fuels

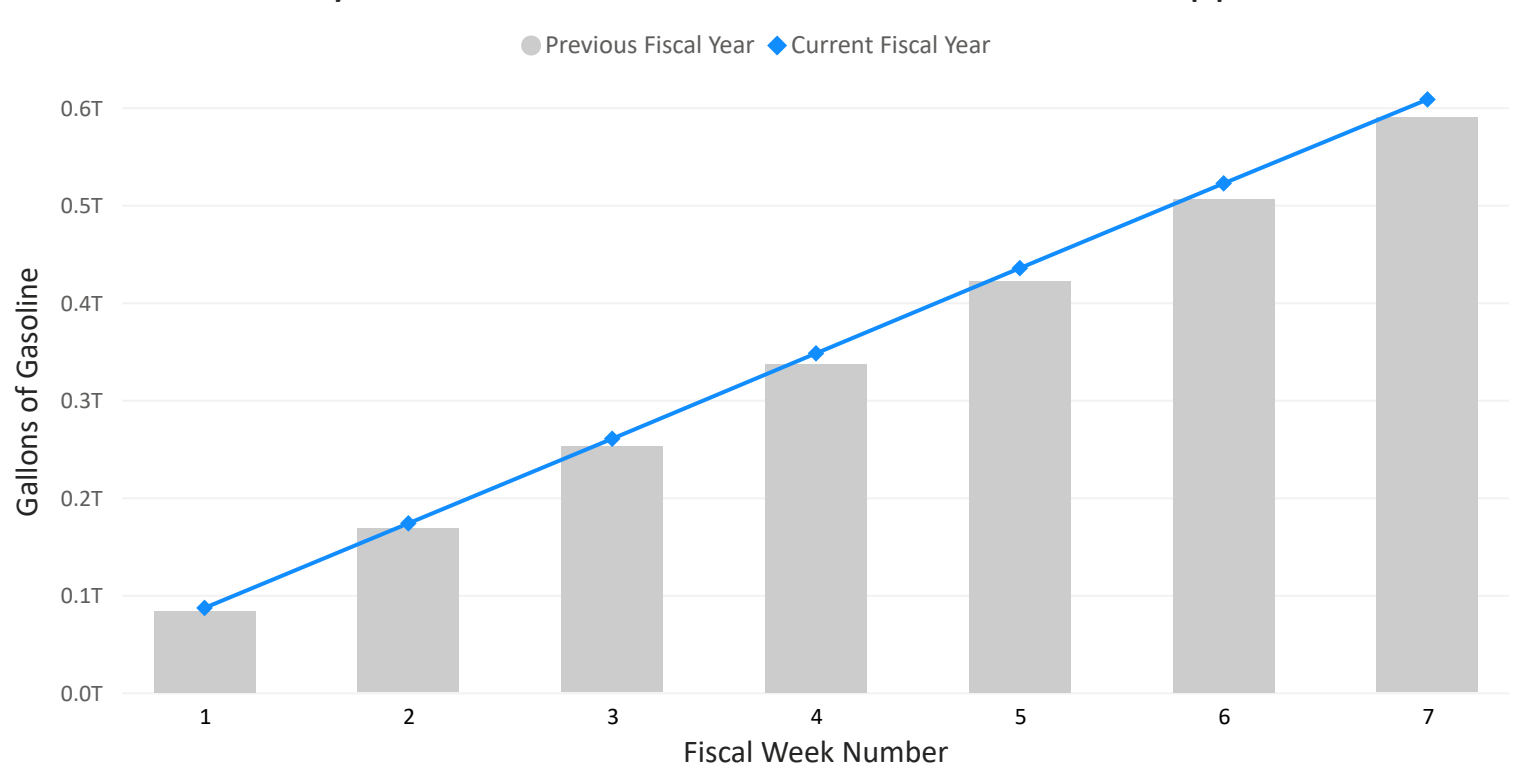
Gasoline product supplied totaled 2.48 billion gallons in week 7. This is a decrease of 10.27% from the previous week.

Weekly Gasoline Product Supplied



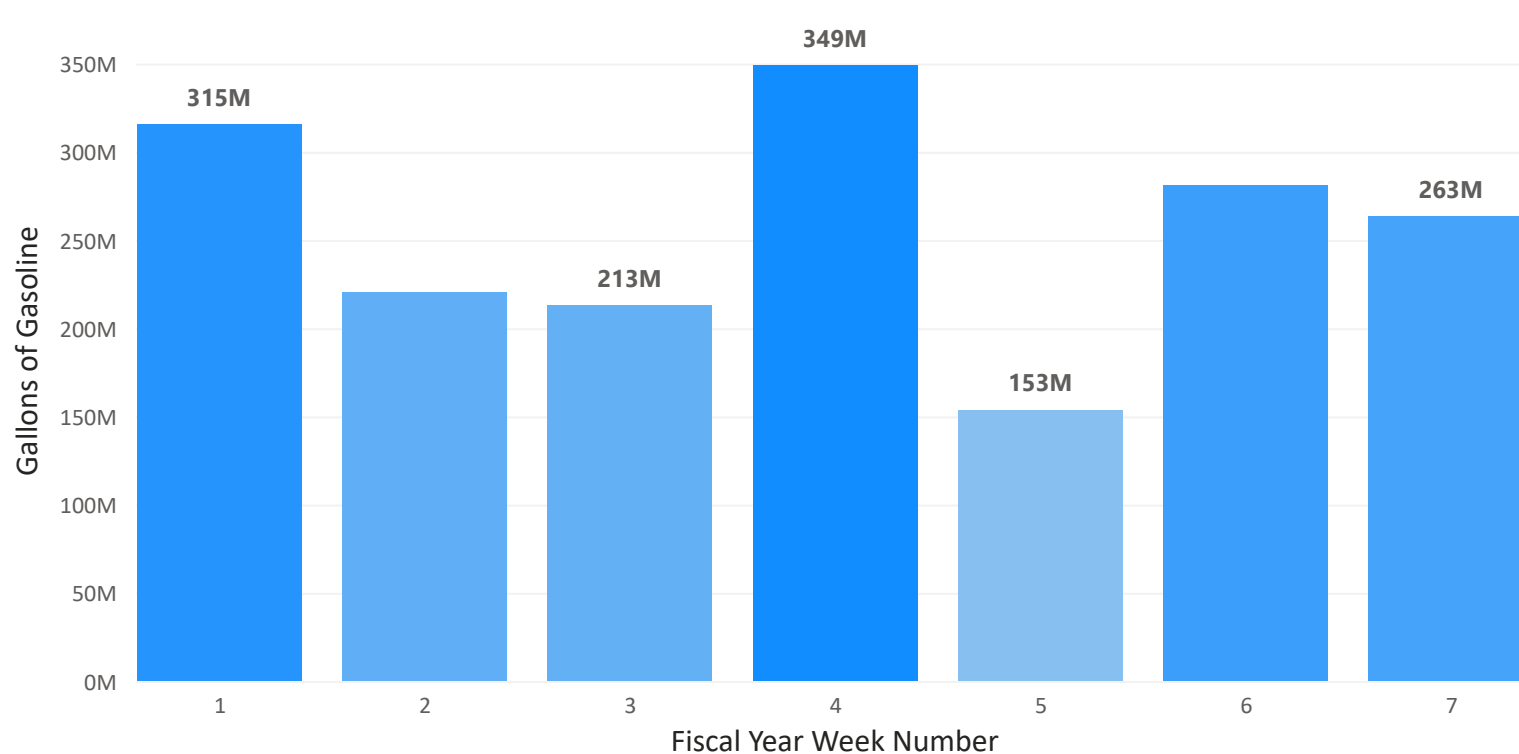
Gasoline product supplied compared to the same week in FY 2024 decreased by 0.72% and decreased by 8.34% for the same week in FY 2019.

Weekly Cumulative Gallons of Gasoline Product Supplied



By this week in FY 2025, the gasoline supply increased by 0.26 billion gallons compared to the same week in FY 2024.

Cumulative Difference in Gallons of Gasoline Product Supplied in the US by Week (FY 2025 - FY 2024)



Weekly Gasoline Product Supplied Table

Fiscal Week Number	Current Year Production	Previous Year Production	Difference From Same Week Last Year	Current Year Cumulative Production	Cumulative Difference
1	2,838,276,000	2,522,814,000	315,462,000	2,838,276,000	315,462,000
2	2,534,280,000	2,629,242,000	-94,962,000	5,372,556,000	220,500,000
3	2,598,372,000	2,606,016,000	-7,644,000	7,970,928,000	212,856,000
4	2,692,746,000	2,556,918,000	135,828,000	10,663,674,000	348,684,000
5	2,595,432,000	2,790,648,000	-195,216,000	13,259,106,000	153,468,000
6	2,758,602,000	2,631,006,000	127,596,000	16,017,708,000	281,064,000
7	2,475,186,000	2,493,120,000	-17,934,000	18,492,894,000	263,130,000
Total	18,492,894,000	18,229,764,000	263,130,000	18,492,894,000	263,130,000