

# Special Issue

## Weekly Motor Fuel Report

Office of Highway  
Policy Information

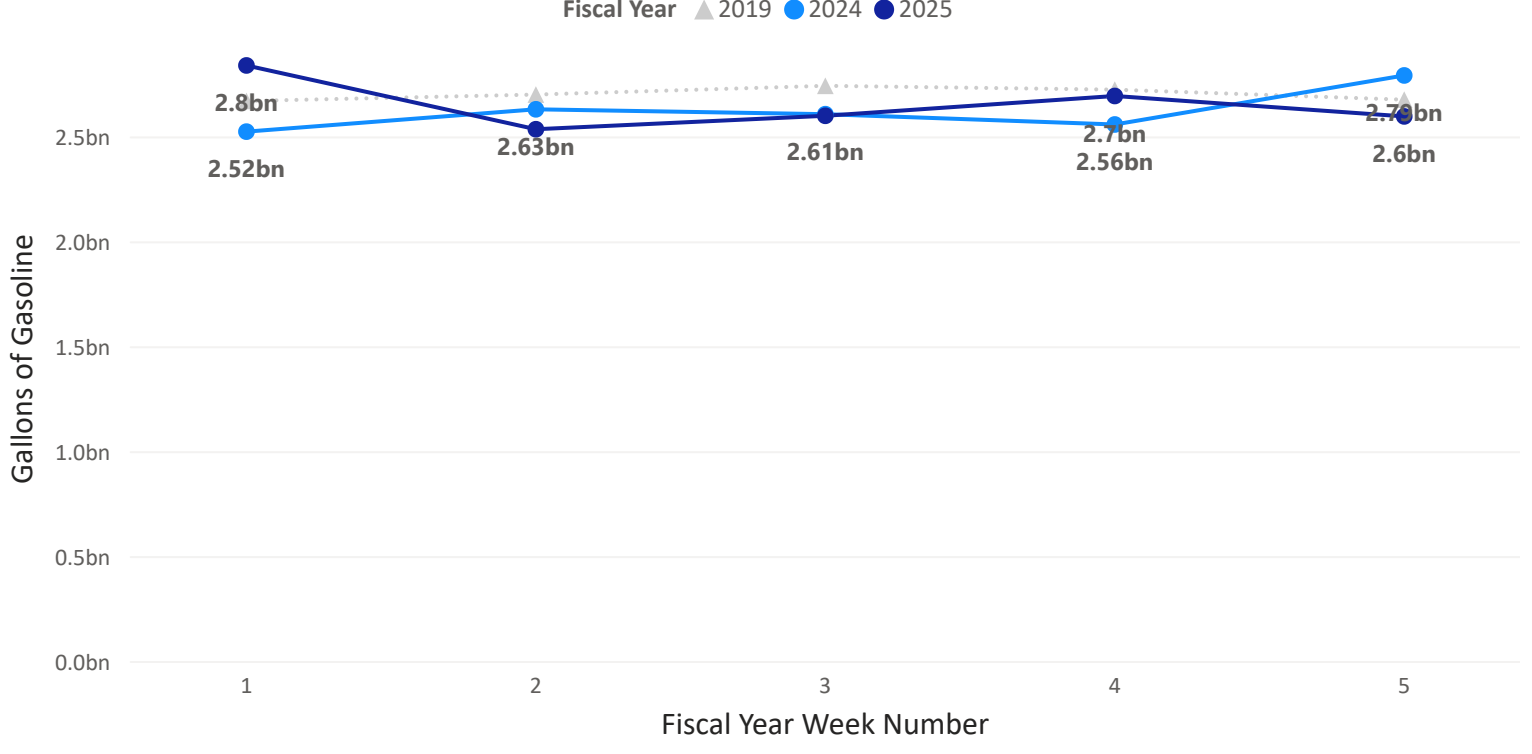
Gasoline Product Supplied for Fiscal Year Week No. 5

Data complete through 11/1/2024

Excludes Diesel and Alternative Fuels

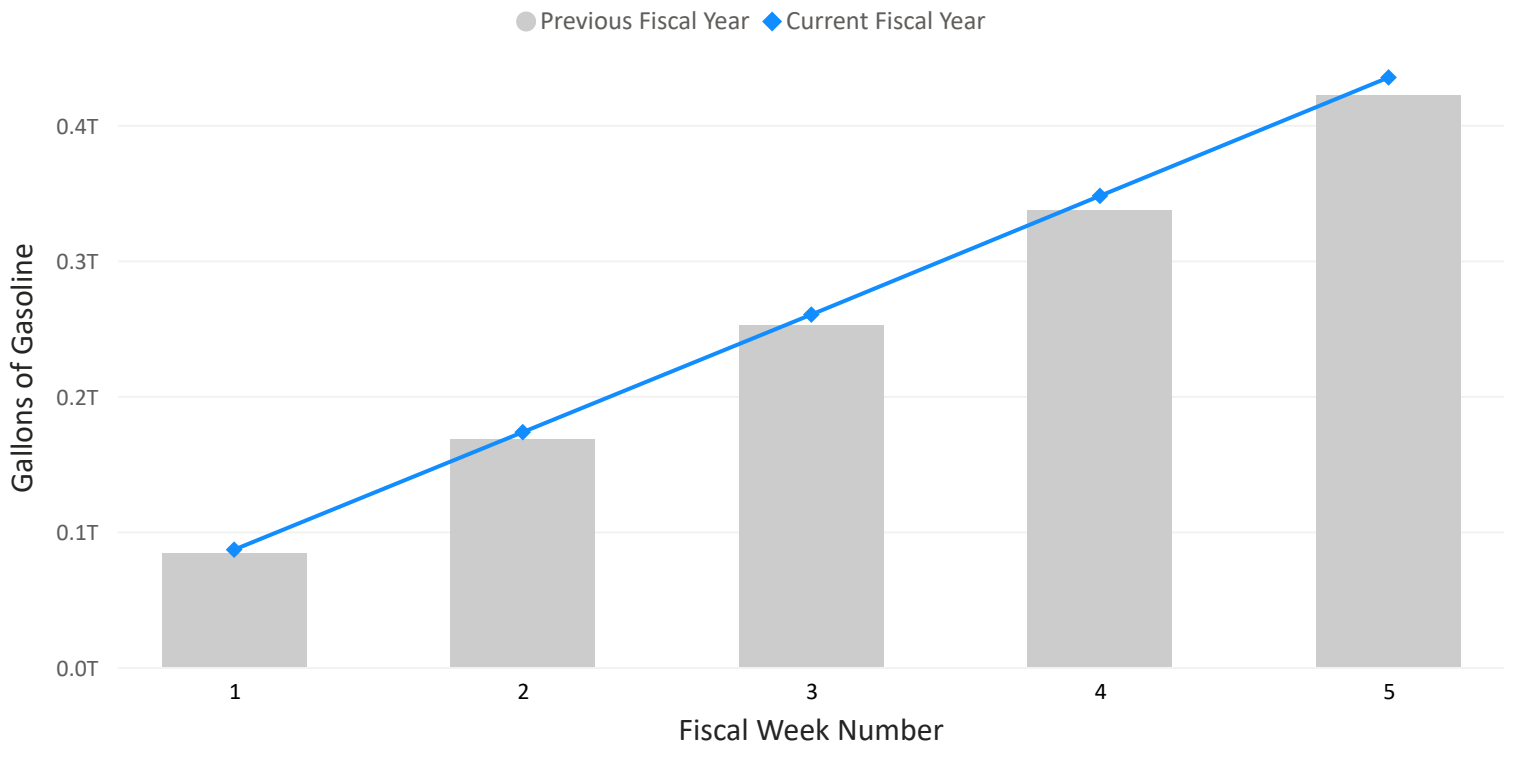
**Gasoline product supplied totaled 2.6 billion gallons in week 5. This is a decrease of 3.61% from the previous week.**

Weekly Gasoline Product Supplied



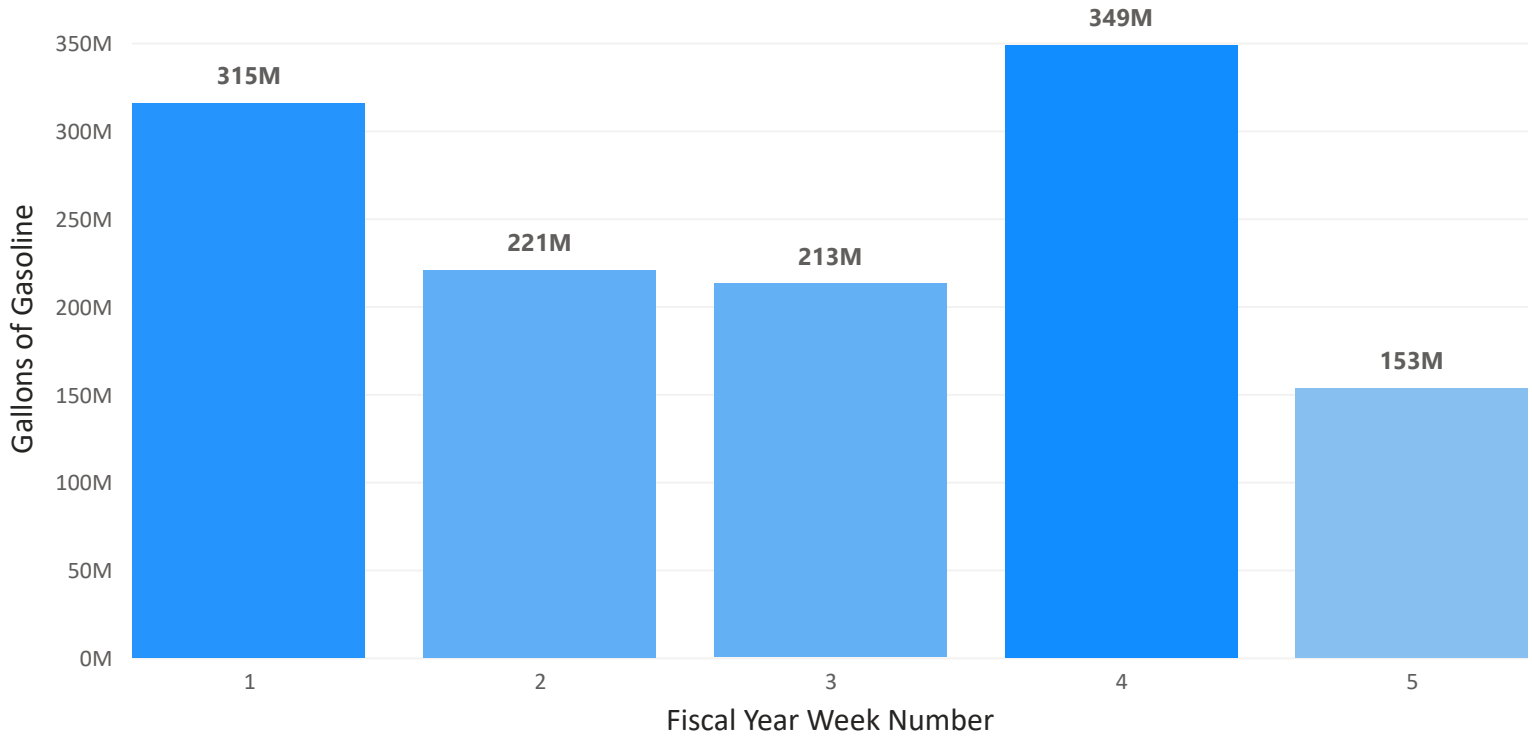
**Gasoline product supplied compared to the same week in FY 2024 decreased by 7% and decreased by 2.98% for the same week in FY 2019.**

Weekly Cumulative Gallons of Gasoline Product Supplied



**By this week in FY 2025, the gasoline supply increased by 0.15 billion gallons compared to the same week in FY 2024.**

Cumulative Difference in Gallons of Gasoline Product Supplied in the US by Week (FY 2025 - FY 2024)



Weekly Gasoline Product Supplied Table

| Fiscal Week Number | Current Year Production | Previous Year Production | Difference From Same Week Last Year | Current Year Cumulative Production | Cumulative Difference |
|--------------------|-------------------------|--------------------------|-------------------------------------|------------------------------------|-----------------------|
| 1                  | 2,838,276,000           | 2,522,814,000            | 315,462,000                         | 2,838,276,000                      | 315,462,000           |
| 2                  | 2,534,280,000           | 2,629,242,000            | -94,962,000                         | 5,372,556,000                      | 220,500,000           |
| 3                  | 2,598,372,000           | 2,606,016,000            | -7,644,000                          | 7,970,928,000                      | 212,856,000           |
| 4                  | 2,692,746,000           | 2,556,918,000            | 135,828,000                         | 10,663,674,000                     | 348,684,000           |
| 5                  | 2,595,432,000           | 2,790,648,000            | -195,216,000                        | 13,259,106,000                     | 153,468,000           |
| <b>Total</b>       | <b>13,259,106,000</b>   | <b>13,105,638,000</b>    | <b>153,468,000</b>                  | <b>13,259,106,000</b>              | <b>153,468,000</b>    |

Source: Derived from U.S. Product Supplied of Finished Motor Gasoline, Weekly, U.S. Energy Information Administration, published 11/6/2024

**Please direct questions to: [PolicyInfoFeedback@dot.gov](mailto:PolicyInfoFeedback@dot.gov)**