

# Special Issue

## Weekly Motor Fuel Report

Office of Highway  
Policy Information

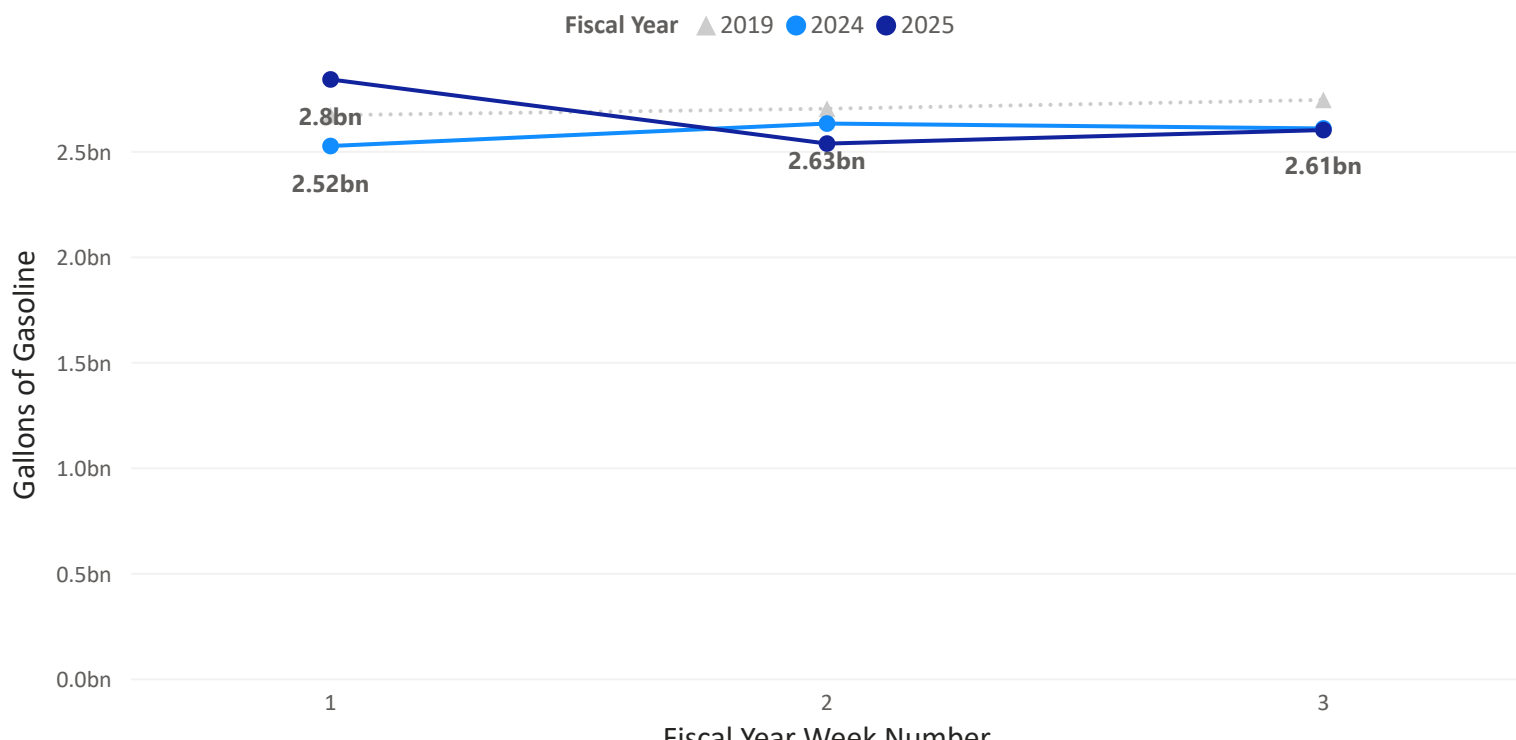
Gasoline Product Supplied for Fiscal Year Week No. 3

Data complete through 10/18/2024

Excludes Diesel and Alternative Fuels

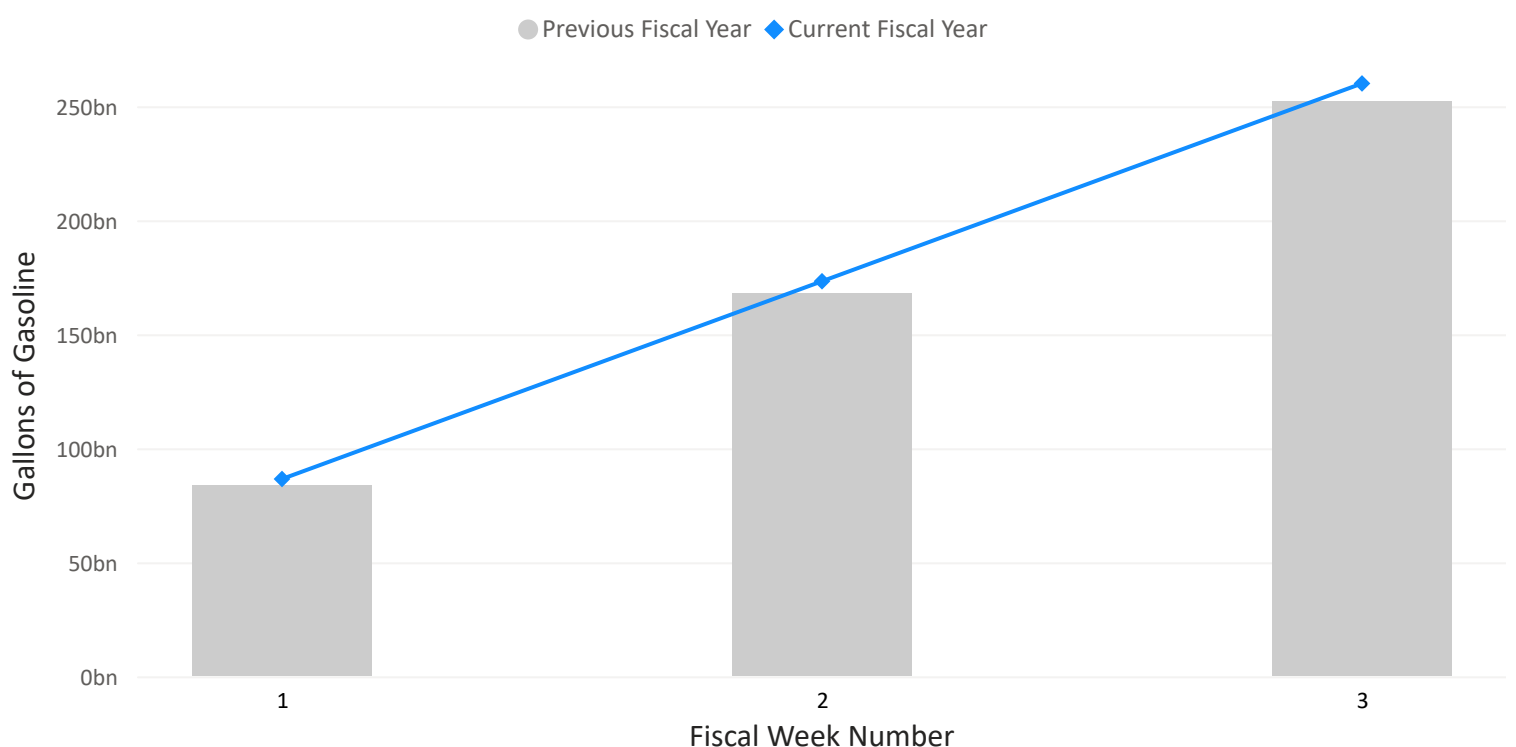
Gasoline product supplied totaled 2.6 billion gallons in week 3. This is an increase of 2.53% from the previous week.

Weekly Gasoline Product Supplied



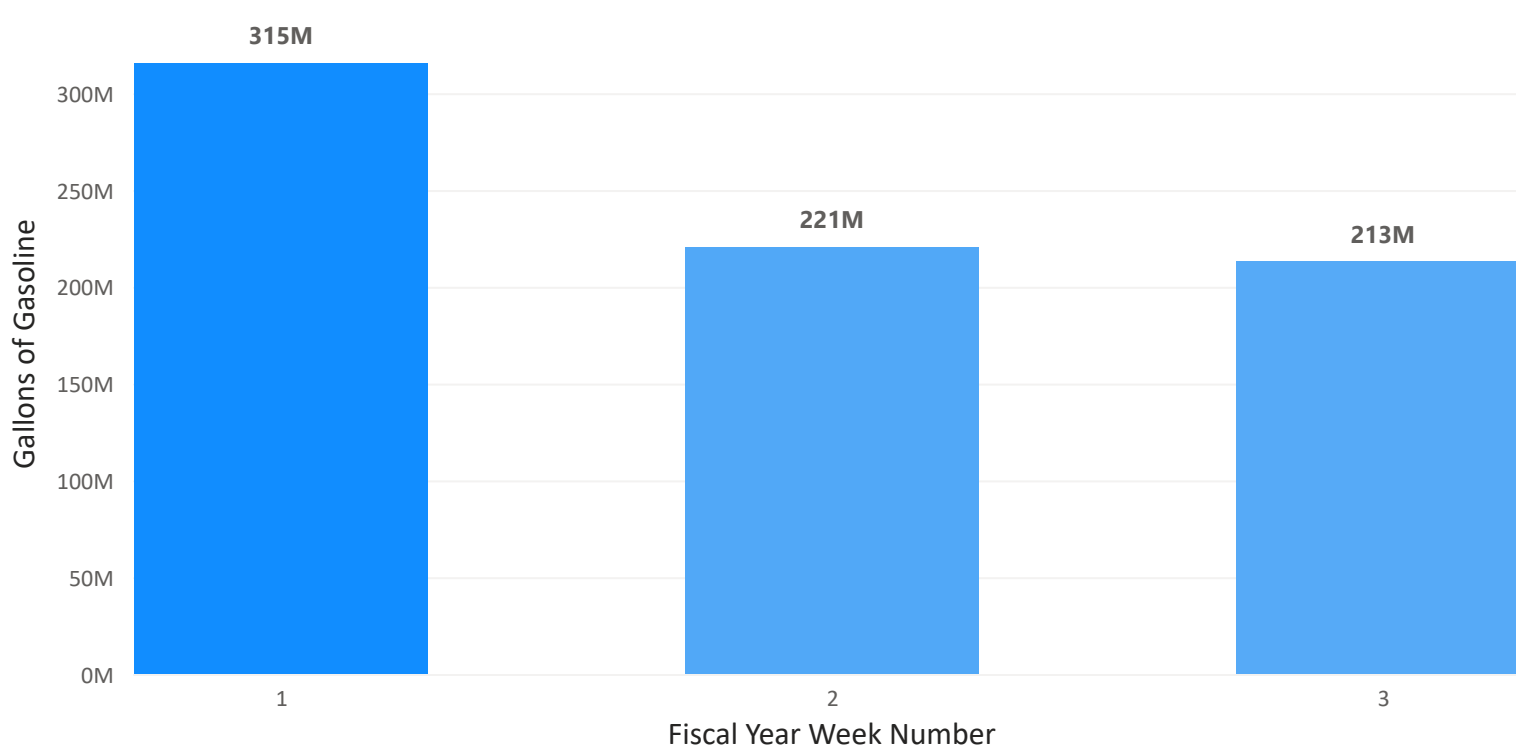
Gasoline product supplied compared to the same week in FY 2024 decreased by 0.29% and decreased by 5.21% for the same week in FY 2019.

Weekly Cumulative Gallons of Gasoline Product Supplied



By this week in FY 2025, the gasoline supply increased by 0.21 billion gallons compared to the same week in FY 2024.

Cumulative Difference in Gallons of Gasoline Product Supplied in the US by Week (FY 2025 - FY 2024)



Weekly Gasoline Product Supplied Table

Fiscal Week Number	Current Year Production	Previous Year Production	Difference From Same Week Last Year	Current Year Cumulative Production	Cumulative Difference
1	2,838,276,000	2,522,814,000	315,462,000	2,838,276,000	315,462,000
2	2,534,280,000	2,629,242,000	-94,962,000	5,372,556,000	220,500,000
3	2,598,372,000	2,606,016,000	-7,644,000	7,970,928,000	212,856,000
Total	7,970,928,000	7,758,072,000	212,856,000	7,970,928,000	212,856,000

Source: Derived from U.S. Product Supplied of Finished Motor Gasoline, Weekly, U.S. Energy Information Administration, published 10/23/2024

Please direct questions to: [PolicyInfoFeedback@dot.gov](mailto:PolicyInfoFeedback@dot.gov)