

Report No. UT-24.17

MATURITY MEASUREMENTS IN RAPID-SETTING CONCRETES

Prepared For:

Utah Department of Transportation
Research & Innovation Division

**Final Report
February 2021**

RESEARCH



DISCLAIMER

The authors alone are responsible for the preparation and accuracy of the information, data, analysis, discussions, recommendations, and conclusions presented herein. The contents do not necessarily reflect the views, opinions, endorsements, or policies of the Utah Department of Transportation or the U.S. Department of Transportation. The Utah Department of Transportation makes no representation or warranty of any kind, and assumes no liability therefore.

ACKNOWLEDGMENTS

The authors acknowledge the Utah Department of Transportation (UDOT) for funding this research, and Technical Advisory Committee members from UDOT for helping to guide the research.

TECHNICAL REPORT ABSTRACT

1. Report No. UT-24.17		2. Government Accession No. N/A		3. Recipient's Catalog No. N/A	
4. Title and Subtitle Maturity Measurements in Rapid-Setting Concretes				5. Report Date February 2021	
				6. Performing Organization Code	
7. Author(s) Andrew D. Sorensen, Ryan Nicholas Langford, Ikwulono David Unobe				8. Performing Organization Report No.	
9. Performing Organization Name and Address Utah State University Department of Civil and Environmental Engineering 4110 Old Main Hill Logan, UT 84322-4110				10. Work Unit No. 5H08220H	
				11. Contract or Grant No. 20-8347	
12. Sponsoring Agency Name and Address Utah Department of Transportation 4501 South 2700 West P.O. Box 148410 Salt Lake City, UT 84114-8410				13. Type of Report & Period Covered Final August 2019 to Feb 2021	
				14. Sponsoring Agency Code PIC No. UT19.104	
15. Supplementary Notes Prepared in cooperation with the Utah Department of Transportation and the U.S. Department of Transportation, Federal Highway Administration					
16. Abstract <p>With increased degradation of traffic infrastructure, the need for fast and efficient repair work is becoming increasingly important. Lane closures impede traffic flow and result in congestion. To further limit the amount of time lane closures are needed for repair work, calcium sulfoaluminate (CSA) cement concrete has become an increasingly popular construction material for its ability to reach adequate strength requirements within four hours. Due to this accelerated repair time, advanced testing methods are needed to verify that the replaced concrete does indeed meet or exceed the minimum compressive strength requirements. The maturity method is one test used to determine if the replaced concrete has met the minimum compressive strength requirements. The maturity method correlates a test mixture's temperature gain during the curing process to compressive break strengths at specific time intervals in order to develop a maturity index curve. Estimated strength can be obtained through non-destructive methods. The maturity method assumes that concrete, of the same mixture, will have the same strength values at identical maturity indices regardless of the amount of time it takes to reach that index. However, limited research has been done on the effectiveness of the maturity method on rapid-setting CSA concretes. The current work provides a description of an experiment conducted on three different CSA concrete mixtures at four different ambient temperatures. Maturity index curves are generated based on three different types of reference concrete cylinders. Estimated compressive strength of replica concrete pavement repair slabs are compared based on each curve generated by the reference cylinders. The maturity curves generated for each mixture are then evaluated at each ambient temperature to identify limitations of the maturity method. It is concluded that later-age maturity index values inaccurately predict the strength of the concrete mixture. It was also determined that special precautions should be in place if CSA concretes are placed at temperatures below 40°F. Additionally, the total volume of the CSA concrete placed plays a large role in the maturity rate of the CSA.</p>					
17. Key Words Maturity method, rapid set concretes		18. Distribution Statement Not restricted. Available through: UDOT Research Division 4501 South 2700 West P.O. Box 148410 Salt Lake City, UT 84114-8410 www.udot.utah.gov/go/research		23. Registrant's Seal N/A	
19. Security Classification (of this report) Unclassified	20. Security Classification (of this page) Unclassified	21. No. of Pages 1851	22. Price N/A		

TABLE OF CONTENTS

LIST OF TABLES	v
LIST OF FIGURES	vii
UNIT CONVERSION FACTORS	ix
LIST OF ACRONYMS	x
EXECUTIVE SUMMARY	1
1.0 INTRODUCTION	2
1.1 Problem Statement	2
1.2 Objectives and Scope	3
1.3 Outline of Report	3
2.0 LITERATURE REVIEW	4
2.1 Overview	4
2.2 Alternative Cements	4
2.3 Calcium Sulfoaluminate: Rapid-Setting Cement	5
2.3.1 Chemical Composition and Chemistry	5
2.3.2 Set Times and Strength Development	7
2.3.3 Durability	9
2.3.4 Sustainability	10
2.3.5 Applications	10
2.4 Maturity Methods	11
2.4.1 Maturity at Differing Curing Temperatures	14
2.4.2 Maturity Method Applied to Calcium Sulfoaluminate Concretes	16
3.0 EXPERIMENTAL PROGRAM	18
3.1 Overview	18
3.2 Calorimeter Testing of Reference Cylinders	18
3.3 Mix Designs	19
3.4 Concrete Pouring Procedure	20
3.5 Maturity Method	22
4.0 EXPERIMENTAL RESULTS	24
4.1 Overview	24
4.2 Calorimeter Results of the Reference Cylinders	24

4.3 Concrete Maturity Testing	26
4.3.1 Concrete Placement	26
4.3.2 Concrete Compression Testing	35
4.3.3 Concrete Maturity Results	41
5.0 DATA EVALUATION	54
5.1 Summary	54
5.2 Concrete Maturity	54
5.2.1 Round One Results	54
5.2.2 Round Two Results	56
5.2.3 Analysis of Maturity Functions	59
5.2.4 Combined Observations	74
6.0 CONCLUSIONS.....	76
7.0 RECOMMENDATIONS AND IMPLEMENTATION	77
7.1 Recommendations.....	77
REFERENCES	79
APPENDIX A: MATURITY CURVES AND TEMPERATURE MATURITY METER DATA.....	82
APPENDIX B: COMPRESSION TESTING DATA	83

LIST OF TABLES

Table 2.1: Typical phase composition of CSA and OPC cements by percent mass (Thomas et al.)	5
Table 3.1: Concrete mixture designs	20
Table 4.1: Calorimeter testing results	26
Table 4.2: Mix A – 32°F group.....	37
Table 4.3: Mix A – 50°F group.....	37
Table 4.4: Mix A – 70°F group.....	38
Table 4.5: Mix A – 90°F group.....	38
Table 4.6: Mix B – 32°F group.....	38
Table 4.7: Mix B – 50°F group.....	39
Table 4.8: Mix B – 70°F group.....	39
Table 4.9: Mix B – 90°F group.....	39
Table 4.10: Mix C – 32°F group.....	40
Table 4.11: Mix C – 50°F group.....	40
Table 4.12: Mix C – 70°F group.....	40
Table 4.13: Mix C – 90°F group.....	41
Table 4.14: Mix A 32°F maturity summary	42
Table 4.15: Mix A 50°F maturity summary	43
Table 4.16: Mix A 70°F maturity summary	44
Table 4.17: Mix A 90°F maturity summary	45
Table 4.18: Mix B 32°F maturity summary.....	46
Table 4.19: Mix B 50°F maturity summary.....	47
Table 4.20: Mix B 70°F maturity summary.....	48
Table 4.21: Mix B 90°F maturity summary.....	49
Table 4.22: Mix C 32°F maturity summary.....	50
Table 4.23: Mix C 50°F maturity summary.....	51
Table 4.24: Mix C 70°F maturity summary.....	52
Table 4.25: Mix C 90°F maturity summary.....	53
Table 5.1: Round one strength estimates	56
Table 5.2: Round two strength estimates of the small slab.....	58

Table 5.3: Round two strength estimates of the large slab	59
Table 5.4: Hausdorff distances between the control and experimental maturity functions.....	67
Table 5.5: Hausdorff distances between the control and experimental maturity functions.....	67
Table 5.6: Hausdorff distances between the control and experimental maturity functions.....	68
Table 5.7: Correction functions for the different experiment parameters	69
Table 5.8: Correction functions for the different experiment parameters	71
Table 5.9: Correction functions for the different experiment parameters	72

LIST OF FIGURES

Figure 2.1: Precipitation of ettringite in CSA cement (<i>image courtesy of CTS Cement</i>)	7
Figure 2.2: Typical compressive strength development of CSA and Portland cement concretes normalized by 28-day compressive strengths (Thomas et al.).....	8
Figure 3.1: In-field replica small pavement slab	21
Figure 3.2: In-field replica large pavement slab	22
Figure 4.1: Water temperature readings in each cylinder showing mold 1, 2 and 3 from left to right	24
Figure 4.2: Use of FLIR E8 Infrared camera	25
Figure 4.3: Exterior temperature readings at end of test for molds 1, 2, and 3 from left to right..	25
Figure 4.4: Concrete pavement repair slab normalized to outside ambient air conditions.....	27
Figure 4.5: Concrete pavement repair slab normalized to controlled ambient air conditions	27
Figure 4.6: Volumetric concrete mixing truck.....	28
Figure 4.7: Hopper at the mixing auger	29
Figure 4.8: Adjusting the mix to increase slump	29
Figure 4.9: Concrete used to fill cylinders.....	30
Figure 4.10: Curing of cast specimens.....	31
Figure 4.11: Curing of specimens under concrete blanket	31
Figure 4.12: TMM sensors embedded in reference cylinders.....	32
Figure 4.13: Collecting sensor data	32
Figure 4.14: Color labeling on 6’x14’x9” small pavement repair slab.....	33
Figure 4.15: Color labeling on 5’x5’x9” large in-situ slabs	34
Figure 4.16: Capping cylinders.....	35
Figure 4.17: Compression testing	35
Figure 4.18: Typical type I compression failure plane	36
Figure 4.19: Typical compression failure through cementitious paste	36
Figure 5.1: Temperature plot of failed W6-2 TMM sensor	55
Figure 5.2: Maturity curves for different experimental setups and control mix at 32°F (Mix A) .	60
Figure 5.3: Maturity curves for different experimental setups and control mix at 50°F (Mix A) .	61
Figure 5.4: Maturity curves for different experimental setups and control mix at 70°F (Mix A) .	61
Figure 5.5: Maturity curves for different experimental setups and control mix at 90°F (Mix A) .	62

Figure 5.6: Maturity curves for different experimental setups and control mix at 32°F (Mix B) .62

Figure 5.7: Maturity curves for different experimental setups and control mix at 50°F (Mix B) .63

Figure 5.8: Maturity curves for different experimental setups and control mix at 70°F (Mix B) .63

Figure 5.9: Maturity curves for different experimental setups and control mix at 90°F (Mix B) .64

Figure 5.10: Maturity curves for different experimental setups and control mix at 32°F (Mix C)
.....65

Figure 5.11: Maturity curves for different experimental setups and control mix at 50°F (Mix C)
.....65

Figure 5.12: Maturity curves for different experimental setups and control mix at 70°F (Mix C)
.....65

Figure 5.13: Maturity curves for different experimental setups and control mix at 90°F (Mix C)
.....66

UNIT CONVERSION FACTORS

SI* (MODERN METRIC) CONVERSION FACTORS				
APPROXIMATE CONVERSIONS TO SI UNITS				
Symbol	When You Know	Multiply By	To Find	Symbol
LENGTH				
in	inches	25.4	millimeters	mm
ft	feet	0.305	meters	m
yd	yards	0.914	meters	m
mi	miles	1.61	kilometers	km
AREA				
in ²	square inches	645.2	square millimeters	mm ²
ft ²	square feet	0.093	square meters	m ²
yd ²	square yard	0.836	square meters	m ²
ac	acres	0.405	hectares	ha
mi ²	square miles	2.59	square kilometers	km ²
VOLUME				
fl oz	fluid ounces	29.57	milliliters	mL
gal	gallons	3.785	liters	L
ft ³	cubic feet	0.028	cubic meters	m ³
yd ³	cubic yards	0.765	cubic meters	m ³
NOTE: volumes greater than 1000 L shall be shown in m ³				
MASS				
oz	ounces	28.35	grams	g
lb	pounds	0.454	kilograms	kg
T	short tons (2000 lb)	0.907	megagrams (or "metric ton")	Mg (or "t")
TEMPERATURE (exact degrees)				
°F	Fahrenheit	5 (F-32)/9 or (F-32)/1.8	Celsius	°C
ILLUMINATION				
fc	foot-candles	10.76	lux	lx
fl	foot-Lamberts	3.426	candela/m ²	cd/m ²
FORCE and PRESSURE or STRESS				
lbf	poundforce	4.45	newtons	N
lbf/in ²	poundforce per square inch	6.89	kilopascals	kPa
APPROXIMATE CONVERSIONS FROM SI UNITS				
Symbol	When You Know	Multiply By	To Find	Symbol
LENGTH				
mm	millimeters	0.039	inches	in
m	meters	3.28	feet	ft
m	meters	1.09	yards	yd
km	kilometers	0.621	miles	mi
AREA				
mm ²	square millimeters	0.0016	square inches	in ²
m ²	square meters	10.764	square feet	ft ²
m ²	square meters	1.195	square yards	yd ²
ha	hectares	2.47	acres	ac
km ²	square kilometers	0.386	square miles	mi ²
VOLUME				
mL	milliliters	0.034	fluid ounces	fl oz
L	liters	0.264	gallons	gal
m ³	cubic meters	35.314	cubic feet	ft ³
m ³	cubic meters	1.307	cubic yards	yd ³
MASS				
g	grams	0.035	ounces	oz
kg	kilograms	2.202	pounds	lb
Mg (or "t")	megagrams (or "metric ton")	1.103	short tons (2000 lb)	T
TEMPERATURE (exact degrees)				
°C	Celsius	1.8C+32	Fahrenheit	°F
ILLUMINATION				
lx	lux	0.0929	foot-candles	fc
cd/m ²	candela/m ²	0.2919	foot-Lamberts	fl
FORCE and PRESSURE or STRESS				
N	newtons	0.225	poundforce	lbf
kPa	kilopascals	0.145	poundforce per square inch	lbf/in ²

*SI is the symbol for the International System of Units. (Adapted from FHWA report template, Revised March 2003)

LIST OF ACRONYMS

ACI	American Concrete Institute
ASTM	American Society of Testing and Materials
CSA	Calcium sulfoaluminate
EAM	Equivalent age method
LCC	Life-cycle cost
OPC	Ordinary Portland Cement
SMASH Lab	Systems, Materials, and Structural Health Laboratory
SRM	Sensor Reader Module
TMM	Temperature Maturity Meter
TTF	Temperature-time factor
VES	Very early strength
UCLA	University of California, Los Angeles
USU	Utah State University

EXECUTIVE SUMMARY

With more and more people using our roadways the need for fast and efficient repair work is becoming increasingly important. Lane closures impede traffic flow and result in congestion. To further limit the amount of time these lane closures are needed for repair work, calcium sulfoaluminate (CSA) cement concrete has become an increasingly popular construction material for its ability to reach adequate strength requirements within four hours. Because of this accelerated repair time, advanced testing methods are needed to verify that the replaced concrete does indeed meet or exceed the minimum compressive strength requirements.

The maturity method is one test used to determine if the replaced concrete has met the minimum compressive strength requirements. The maturity method correlates a test mixture's temperature gain during the curing process to compressive break strengths at specific time intervals in order to develop a maturity index curve. Estimated strength can be obtained through non-destructive methods. Based on the assumption that concrete of the same mixture will have the same strength values at identical maturity indices regardless of the amount of time it takes to reach that index.

However, limited research has been done on the effectiveness of the maturity method on rapid-setting CSA concretes. This current work provides a description of an experiment conducted on three different CSA concrete mixtures at four different ambient temperatures. Maturity index curves are generated based on three different types of reference cylinders. Estimated compressive strength of replica concrete pavement repair slabs are compared based on each curve generated by the reference cylinders.

The maturity curves generated for each mixture are then evaluated at each ambient temperature to identify any limitations the maturity method provides. It is concluded that later age maturity index values inaccurately predict the strength of the concrete mixture. It was also determined that special precautions should be in place if CSA concretes are placed at temperatures below 40°F. Additionally, the volume of the CSA concrete placed plays a large role in the maturity rate of the CSA.

1.0 INTRODUCTION

1.1 Problem Statement

Concrete pavements are becoming more and more utilized over traditional asphalt pavements. This is widely due to the overall durability of concrete which is much higher than asphalt. Additionally, advances in chemical admixtures used in concretes have helped speed up the curing time required by the concrete reducing the overall construction time. Typically, concrete pavement roadways have a design life of around 30 to 40 years before they need to be repaired or replaced, whereas, asphalt pavements generally have a design life of 15 to 20 years. One drawback to concrete pavements is the amount of curing time needed during construction before the road can be opened to traffic. Concrete pavements have a longer curing time than asphalt resulting in a longer construction schedule, which is likely to impede public travel for longer. Using typical ordinary Portland cement (OPC) this curing time could be as long as 28 days. Advances in chemical admixtures have helped concrete reach required strengths earlier. High-early-strength concretes do not require the full 28 days before they reach strength requirements, rather they can reach that target within 24-72 hours. Many organizations require that concrete pavement reach a compressive strength of 4000 psi before they can be open to traffic. This in turn means that the material must be tested in a laboratory to confirm that the roadway has reached sufficient strength before it is opened to traffic.

In recent years, concrete pavements have increasingly also been utilized to repair sections of pavement. This is in large part due to rapid-setting, calcium sulfoaluminate (CSA) concretes. CSA concretes have a rapid hydration process, allowing the concrete to reach compressive strengths higher than 4000 psi within about 4 hours. Typical interstate pavement repair work limits the amount of time construction can be done with lane closures to about 8 hours. Within that 8-hour window, the repair section must be demolished, removed, and replaced and still allow ample time for the repair material to achieve the required strength. And the strength of the repair material must be verified before it can be reopened to traffic.

Traditional concrete strength testing methods, such as 3-point flexural bending and compression testing are time consuming, labor intensive and costly. These methods also require the use of laboratory equipment. This means cast testing specimens must be transported to a

laboratory or a mobile field laboratory must be set up. This results in large costs to a project and can delay the results of the testing significantly. Another method used for strength evaluation is the maturity method. The maturity method utilizes time-temperature measurements of the concrete during the hydration process and correlates the maturity to strength tests at set intervals which results in the development of a maturity index to strength curve.

The maturity method is outlined in ASTM C1074-19 *Standard Practice for Estimating Concrete Strength by the Maturity Method* (ASTM C1074) and has gained acceptance for OPC. This method is non-destructive and provides real-time strength gain results. Although the maturity method has been used successfully for traditional OPC concretes, there is limited data on the usefulness this method has for rapid-setting CSA concretes.

1.2 Objectives and Scope

The purpose of this study is to evaluate a modified version of the maturity method for three rapid-setting CSA concrete mixtures, and to evaluate the effects of four differing ambient temperatures on the development of the maturity index for each mixture. Three different types of reference cylinders are also investigated. Using the experimental results, recommendations are given as to the viability of the maturity method to evaluate strength gain in rapid-setting CSA concrete mixtures.

The ultimate goal of this project is to provide recommended best practices in the development of maturity indices for rapid-setting CSA concretes, and to identify possible limitations of the maturity method.

1.3 Outline of Report

Section 2 contains a review of relevant literature and history of calcium sulfoaluminate (CSA) concretes and details the use of the maturity method in concrete. After reviewing the literature, the experimental program and experimental set-up is described in Section 3. Section 4 provides the results of the experimental testing. Section 5 discusses the findings of the test results. Section 6 gives a summary of the experiment and conclusions drawn, and the final section provides recommendations based on the findings of this research.

2.0 LITERATURE REVIEW

2.1 Overview

This chapter reviews the existing literature with respect to alternative cements and the utilization of the maturity method. Section 2.2 details what an alternative cement is and its applications. Section 2.3 examines calcium sulfoaluminate (CSA) concretes, an alternative cement that is the central focus of this research. Lastly, section 2.4 outlines the maturity method and some of this testing method's limitations.

2.2 Alternative Cements

Ordinary Portland cement (OPC) concrete is the most widely used man-made material on earth. It is unrivaled in its versatility and durability as a construction material. As engineers, architects, and contractors continue to push the boundaries of what is possible, construction materials must evolve as well. This is where alternative cements can and should be utilized. The American Concrete Institute (ACI) defines an alternative cement as a binder technology that offers demonstrable improvements to factors of environmental impact, life-cycle cost (LCC), and or performance (ACI Committee 93).

In OPC manufacturing there are significant environmental impacts that represent a cost to society. The two leading costs are the amount of energy used in production and the inherent release of greenhouse gas emissions. A key advantage to alternative cements production is a reduction in environmental impacts. Each alternative cement is produced differently, but most processes have significant reductions in CO₂ emissions compared to an equal mass of OPC production (Burriss et al., ACI Committee 93). Apart from sustainability concerns, alternative cements can offer enhanced functional performance. These performance factors can enhance workability, high-early strength gain, sulfate resistance, expansive properties, durability, and or freeze-thaw performance. However, in all types of concrete, the material quality, mixture design, curing method, and placement techniques are all crucial in obtaining the desired properties.

This research focuses on one type of alternative cement, calcium sulfoaluminate (CSA), utilized in concrete pavement design and repair. In order to limit the shut down time of travel lanes for concrete repair work, the repair pavement must reach acceptable strength requirements

before it can be reopened to traffic. To achieve this, an alternative rapid-setting cement concrete is often used. CSA is a rapid-setting cement that has been shown to reach compressive strengths greater than 4000 psi in as little as 4 hours (Thomas et al.).

2.3 Calcium Sulfoaluminate: Rapid-Setting Cement

Calcium sulfoaluminate (CSA) cement was first introduced to the market around 1960. CSA gained more popularity in the 1970s due to industrial-scale production in China. It has only recently emerged in the North American market as a sustainable alternative to OPC for high-early-strength concrete (Thomas et al.).

Calcium sulfoaluminate is a clinkered cement. Clinkered cements are manufactured similarly to OPC. The materials produced through this method of clinkering all react through hydration with the addition of water. That is, they are a fresh hydraulic cement (ACI Committee 93).

2.3.1 Chemical Composition and Chemistry

The chemical compositions of CSA and OPC cements are very different. In OPC the oxide compositions are dominated by silica, (SiO_2), calcium oxide (CaO), and to a lesser extent alumina (Al_2O_3). These oxides are present in the forms of alite (C_3S), belite (C_2S), aluminate (C_3A), and ferrite (C_4AF). With the addition of water these oxides hydrate to form calcium silicate hydrate (C-S-H) and calcium hydroxide (CH) (Thomas et al.).

In CSA cements the oxide compositions have more abundance of alumina and sulfate (SO_3) and lesser percentages of calcium oxide and silica than OPC. These oxides are present in the forms of belite, ferrite, calcium sulfate, and Ye'elimite ($\text{C}_4\text{A}_3\hat{\text{S}}$). The calcium sulfate is typically ground with the CSA clinker to form gypsum ($\text{C}\hat{\text{S}}\text{H}_2$) or anhydrate ($\text{C}\hat{\text{S}}$) to 15-20% by mass. Typical phase composition of CSA and OPC cements are shown in Table 2-1.

Table 2.1: Typical phase composition of CSA and OPC cements by percent mass (Thomas et al.)

	Type of Portland cement					CSA
	I	II	III	IV	V	
C ₃ S Alite	55	50	60	30	35	—
C ₂ S Belite	20	25	20	50	45	0 - 20
C ₃ A Aluminate	10	< 8	10	5	5	—
C ₄ AF Ferrite	7	10	7	12	10	0 - 15
C ₄ A ₃ Ŝ Ye'elinite	—	—	—	—	—	50 - 60
CŜH ₂ Gypsum CŜ Anhydrite	2 - 3					15 - 25

Hydration of CSA produces ettringite (C₆AŜ₃H₃₂), amorphous aluminate, and monosulfate (C₄AŜH₁₈), with the amount of ettringite dependent upon the amount of added calcium sulfate. The amount of calcium sulfate added also effects the water demand for hydration (Thomas et al.). For complete hydration in OPC the water-cementitious materials ratio (*w/cm*) required is 0.42. Whereas CSA may require as high as 0.78 *w/cm* to reach complete hydration (Powers and Brownyard; Thomas et al.). With the inclusion of belite, admixtures, and other phases of CSA products, that *w/cm* can be reduced to ranges comparable to OPC, (0.35 - 0.5) (Péra and Ambroise; Bernardo et al.; Thomas et al.).

During hydration of CSA, ettringite precipitates in a needle-like form. The needle-like formation of ettringite is shown in Figure 2-1. The formation of ettringite at very early ages contributes to the rapid compressive strength development of the cement. Ettringite has been associated with two deleterious effects, delayed ettringite formation and false set. Delayed ettringite formation delays the hydration of the CSA and in turn delays the strength gain of the material. False set refers to early hydration which results in premature slump loss.




Figure 2.1: Precipitation of ettringite in CSA cement (image courtesy of CTS Cement)

2.3.2 Set Times and Strength Development

Due to the rapid crystallization of ettringite during hydration, CSA cements have very short set times. Initial setting times of 10 minutes or less can be expected at low water dosages. The workability of the concrete can be increased at reduced temperatures and higher water dosages (Thomas et al.). The initial and final set times are largely dependent upon the amount of gypsum used during the clinkering process. With a 15% inclusion of gypsum, the initial set time is cut in half and the final set time cut in third compared to pure hydration of ye'elite (Hargis et al.). Hydroxylic organic sugar compounds, citric, gluconic, and tartaric acids have all shown to be effective at retarding admixtures. Citric acid efficiently retards the early hydration of the ettringite crystal precipitate formation. Chloride salts have been shown to be accelerators in OPC but have retarding effects on CSA cements. Boric acid, with its sodium salt content, effectively delays set times but has been shown to inhibit complete nucleation of the ettringite. Instead, it forms a six-sided metastable aluminate ferrite monosulfate (AFm) phase resulting in a lack of the interlocking ettringite precipitate matrix. (Zajac et al.). With the addition of retarding admixtures, cool mixing temperatures, the initial set can be delayed up to about 1 hour. The initial set time is critical for the workability and constructability of the concrete. Therefore it is essential that knowledgeable people are in place to adjust the mixture design in the field to ensure the desired performance is achieved (ACI Committee 93).

As the hydration process continues, the needle-like ettringite crystals precipitate into a dense interlocking matrix as shown in Figure 2-1. This dense, interlocking internal structure is

responsible for the rapid strength gain in CSA concretes. Concrete mixtures produced using CSA reach 50% of their ultimate strength in a few hours depending on the admixtures used and about 90% of their ultimate strength within the first 72 hours. Comparatively, concrete mixtures produced using Type III high-early-strength Portland cement achieve 50% of their ultimate strength in the first 24 hours and 90% of their ultimate strength at around 14 days (Thomas et al.). The rapid rate of strength gain for concrete mixtures produced with CSA compared to similar mixtures produced with Type I and III Portland cements is shown in Figure 2-2.

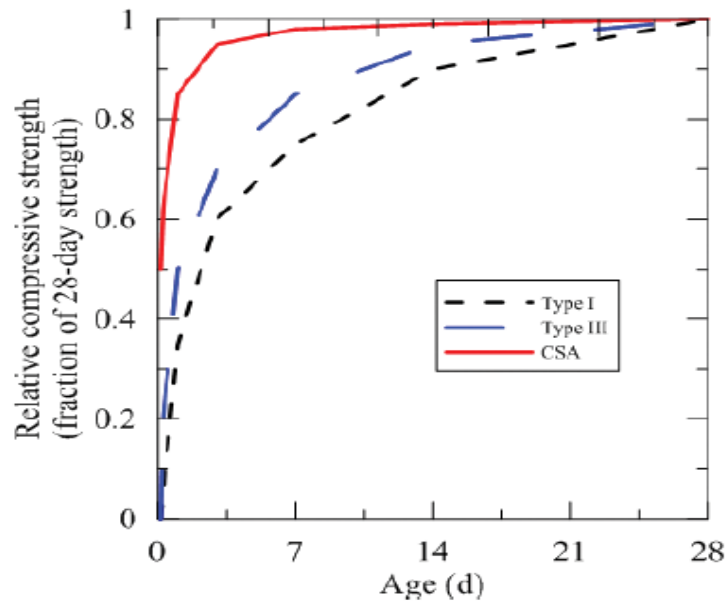


Figure 2.2: Typical compressive strength development of CSA and Portland cement concretes normalized by 28-day compressive strengths (Thomas et al.)

The hydration reactions within CSA cement occur at different times; therefore, each reaction has its own enthalpy change. This leads to a non-proportionality between the measured heat generated and the amount of hydration for each reaction. The cumulative heat is then only a measure of the approximate degree of hydration of the mixture. Nonetheless, early age hydration is controlled by ye’elinite dissolution and the formation of ettringite. Therefore, the cumulative heat given off at early ages is a good approximation of the relative hydration before other phases, like belite, start to react (Zajac et al.).

2.3.3 Durability

The hardened mechanical properties and overall durability of CSA concretes have been reported as very similar to OPC concretes (Quillin). Since the rapid precipitate of ettringite forms a dense interlocking internal structure, the mixtures using CSA cement have low porosity and permeability. As a result the freeze-thaw durability often exceeds OPC concretes (Bernardo et al.).

Compared to OPC concretes, CSA concretes have an absence of lime and reduced alkalinity, so CSA concretes are less prone to alkali-silica reaction. However, while the pore solution alkalinity is lower than OPC, a passive layer can still form on embedded steel reinforcement (Bernardo et al.; Thomas et al.).

The high sulfate content within CSA cements ensures that additional sulfate ions cannot react with the products of hydration. The absence of lime and surplus aluminates also ensures that the mixture cannot accommodate additional sulfate ions. Concretes made with CSA have shown that they are highly resistant to sulfate attack (Dachtar; Quillin; ACI Committee 93; Thomas et al.). The enhanced sulfate resistance is very beneficial for use in concrete pavements. Many of the western states, including Utah, often use salts and other high-sulfate-content deicing agents on their roadways during the winter months.

Under normal curing conditions CSA concretes have been shown to have higher carbonation rates than similar OPC concrete mixtures. Carbonation can lead to deterioration within the concrete as the volume of the cement paste changes. With the addition of water-reducing admixtures the rate of carbonation can be lowered (Quillin; ACI Committee 93; Powers and Brownyard).

Due to the speed of hydration in CSA concretes, nearly all of the heat produced during hydration is given off within the first 24 hours. This rapid heat evolution within the cement produces an effect of “self-steam curing” which increases the overall durability of the final product. However, during the first few days special attention must be paid to the temperature of the structural concrete and the ambient temperature. It has been shown that thermal gradients greater than 20°C can lead to thermal cracking of the concrete, and absolute thermal temperatures greater than 100°C can cause the ettringite formation to expand and crack upon cooling (Su et al.; Quillin). Thus, caution should be used to ensure ambient temperatures are relatively constant during the time of pour to ensure that no serious thermal deterioration occurs.

2.3.4 Sustainability

CSA cements are produced very similarly to OPC cements. They are produced by clinkering in traditional rotary kilns using raw materials that include gypsum, limestone, alumina-rich bauxite, and a variety of repurposed industrial and municipal waste as feedstock (Xu et al.; Arjunan et al.). Feedstock can also be supplemented with byproducts such as fly ash, blast furnace slag, fluidized bed ash and phosphogypsum (Hargis et al.; Quillin). Recycled products of alumina, red mud (bauxite tailings) and other industrial and municipal waste diverts waste from landfills and reduces the depletion of natural resources (Arjunan et al.). The inclusion of recycled products in the feedstock lowers the amount of energy needed to produce these products compared to mining virgin resources which consequently lowers the emission of CO₂.

The clinker phases of CSA form at temperatures of 1250 to 1350°C, whereas the clinker phase of OPC forms at temperatures around 1450°C. The lower temperature needed in clinkering combined with the inclusion of 20% calcium sulfate reduces the energy consumption needed to produce CSA by roughly 60% compared to OPC. Since the feedstock used contains significantly less CaO, CO₂ emissions due to calcination are reduced by 30 to 50%. Also, the increased friability of the clinkered feedstock results in less grinding energy requirements (Hargis et al.; Quillin; Xu et al.; Bernardo et al.; Arjunan et al.; Thomas et al.). The overall reduction in energy consumption and reduced CO₂ emissions make CSA production more environmentally friendly relative to OPC.

2.3.5 Applications

Calcium sulfoaluminate concretes have been used in a variety of structural applications such as pavements, bridges, columns and floor slabs. It is reported that CSA concretes are well suited for precast concrete and cold weather applications due to the rapid strength gain and heat given off during curing (Su et al.; ACI Committee 93).

Caltrans has been utilizing very early-strength (VES) CSA concretes for the replacement of highway panels since 1994 (ACI Committee 93). With recent advancements made in chemical admixtures used in concretes, the workability of CSA concretes has greatly improved. Due to the rapid strength gain and improved workability compared to asphalt, VES CSA concretes have become the preferred highway panel repair material. It is estimated that from 1994 to 2008,

Caltrans has used VES CSA concretes to replace more than 70,000 highway panels (ACI Committee 93; Thomas et al.).

Proprietary testing of VES CSA concretes done by Caltrans has shown that CSA concretes are among the top in performance of early-age compressive strength gain and rival OPC concretes in ultimate compressive strength, flexural strength, freeze-thaw resistance, chloride permeability, and drying shrinkage. VES CSA has also shown increased sulfate and alkali-silica reaction resistance compared to OPC concretes (ACI Committee 93).

Production of VES CSA concretes is often done using a mobile volumetric concrete mixing truck. Due to the rapid setting nature of CSA, concretes must be mixed onsite to ensure the maximum workability time before initial set. With initial set times as little as 12 minutes, a highly skilled labor force to place the VES CSA concrete is required. Caltrans has reported in some cases, adequate structural strength has been observed within the first hour of placement at normal temperatures. Due to the rapid strength gain, large quantities of VES CSA concretes can be placed very rapidly, decreasing the overall time needed for lane closures (ACI Committee 93).

CSA concretes are also well suited for precast operations. The rapid setting times and strength gain could increase bed turnover time by significant margins. Also, the rapid hydration also eliminates the need for steam curing traditionally used with OPC concretes in precast applications (Thomas et al.).

2.4 Maturity Methods

The maturity method is becoming a widely used testing method for OPC concrete construction. It allows contractors to visually track strength gain within the concrete such that construction operations like removal of formwork and opening lanes to traffic can be performed. The maturity method protocol is outlined in ASTM C1074 – 19 *Standard Practice for Estimating Concrete Strength by the Maturity Method* (ASTM C1074). The maturity method is mix-dependent and must be carried out in a laboratory before the results can be applied in the field. The basic concept of the maturity method is rooted in the fact that the strength gain of the concrete is directly related to the extent of the chemical hydration process that has taken place. Thus, a relationship between elapsed time and temperature and the compressive strength can be produced, i.e. maturity. The maturity method assumes that different concretes of the same

mixture at the same maturity index will have similar strength regardless of the combination of time and temperature it takes to yield the maturity (National Ready Mixed Concrete Association). The extent of the hydration process is measured using thermal sensors and dataloggers. Compressive strength testing is done on test cylinders at specific time intervals to give an average strength value at each interval. The time-temperature history recorded with the dataloggers is then used to calculate a maturity index by either the *temperature-time factor* (TTF) or the *equivalent age* (EAM) method.

To conduct the maturity method ASTM C1074-19 requires at least 15 cylindrical specimens prepared according to ASTM C192/C192M-18 *Standard Practice for Making and Curing Concrete Test Specimens in the Laboratory* (ASTM C192). Once the specimens are cast, at least two temperature sensors are embedded at the center of two specimens. Then the molds are tapped on the side with a tamping rod or rubber mallet to ensure the fresh concrete comes in contact with the sensors. Then compression tests are conducted of two specimens at ages of 1, 3, 7, 14, and 28 days in accordance with ASTM C39/C39M-18 *Standard Test Method for Compressive Strength of Cylindrical Concrete Specimens* (ASTM C39). If the range of compressive strengths of the two specimens exceeds 10% of their average, a third specimen is tested, and the compressive strength is the average of the three tests. A low test result may be discarded due to an obvious defect in a specimen. At each test age, the average maturity index is recorded by either displaced values on a maturity instrumentation or using the temperature records to evaluate the maturity index by Equations 2-1 or 2-2 (ASTM C1074)

One function for determining the maturity is computed using the *temperature-time factor* (TTF) as shown in Equation 2-1.

$$M(t) = \sum(T_a - T_0)\Delta t \quad (2-1)$$

Where:

- $M(t)$ = the temperature-time factor at age t , in units of degree-days or degree-hours
- Δt = a time interval, in units of days or hours
- T_a = average concrete temperature during the time interval Δt , in °C
- T_0 = a datum temperature, in °C

If during any time interval, Δt , the value of T_a is less than T_0 , the value of $(T_a - T_0)$ shall be taken as zero. It is recommended that the value of the datum temperature T_0 be taken as 0°C .

The other maturity function is computed using the *equivalent age method* (EAM) at a specified temperature as shown in Equation 2-2 (ASTM C1074).

$$t_e = \sum e^{-Q(\frac{1}{T_a} - \frac{1}{T_s})\Delta t} \quad (2-2)$$

Where:

- t_e = the equivalent age at a specified temperature T_s , in days or hours.
- Q = activation energy divided by the universal gas constant, in K.
- T_a = average temperature of concrete during the time interval Δt , in K.
- T_s = specified temperature, in K
- Δt = time interval, in days or hours.

The ASTM recommended value of Q is 5000°K .

Once a maturity index for a concrete mixture is established as outlined above, temperature sensors can be cast into fresh concrete in the field. It is important that the sensors are placed in an area that will be surrounded with fresh concrete and will not be in direct contact with metallic elements or be partially exposed to environmental aspects. With the temperature sensors connected to a maturity instrument or a datalogger, real-time estimates of the concrete's strength can be observed based on the relationship established in the laboratory test to determine the estimated compressive strength value to the measured maturity index value (ASTM C1074). It should be noted that laboratory calibration tests may not be representative of concrete used in the field. This is due to small variations during batching, air content, or changes in materials, etc. Therefore the maturity method only provides an estimate of the compressive strength and laboratory testing is needed to verify strength (Smith; Chengju; National Ready Mixed Concrete Association). However, at early ages the maturity method is in general agreement with actual compressive strengths, and if allowed in contract documents, is sufficient to prove strength requirements in order to re-open travel lanes back to traffic.

2.4.1 Maturity at Differing Curing Temperatures

Several studies have concluded that the curing temperature and age effect produce different mechanisms involved during cement hydration. It is observed that cement pastes hydrated at higher temperatures have a non-uniform distribution of hydration products, whereas a uniform distribution of hydration products is seen at low curing temperatures (Kjellsen et al.). Concretes observed with a high curing temperature, greater than 40°C, at early ages have been shown to have lower ultimate compressive strengths relative to similar mixtures cured at lower early-age temperatures (Yikici and Chen). A relationship between the higher curing temperatures and the non-uniform distribution of hydration products are believed to lead to lower ultimate compressive strength values. Cement pastes allowed to cure at lower temperatures, having a more uniform distribution, can absorb and displace loading more evenly, which in turn leads to higher compressive strength values.

The curing temperature is also shown to affect the degree of hydration in cement pastes. In one study specimens cured at 60°C reached the same degree of hydration after nine days as identical specimens did at 90 days cured at 20°C (Martínez-Ramírez and Frías). The higher ambient curing temperature supplies more activation energy into the cement paste driving the hydration process forward at a faster rate.

Since compressive strength decreases with increased age under higher curing temperatures, a study by Boubekour et al. found that concrete strength estimated by the TTF maturity method is in general agreement at early ages for specimens among different curing temperatures and actual compressive strength, but should be corrected for long-term values. By logarithmic relationships it is determined that when the maturity index passes a value of $M > 350^\circ\text{C days}$, the maturity index should be corrected (Boubekour et al.). The following proposed correction is shown in Equation 2-3.

$$M_e = M k_c k_T k_t \quad (2-3)$$

Where:

- M_e = the equivalent maturity index corresponding to M greater than 350°C days.
- k_c = coefficient depending on cement type used.
- k_T = coefficient depending on the curing temperature T .

- k_t = coefficient depending on the age

The values of k_c , k_T , and k_t are determined by a least squares regression and are shown in Equations 2-4, 2-5, and 2-6.

$$k_c = f(\text{cement type}) \quad (2-4)$$

$$k_T = e^{-0.03T} \quad (2-5)$$

$$k_t = e^{-0.015t} \quad (2-6)$$

Where:

- T = the curing temperature used in °C.
- t = age in days.

While no equation is reported for determining k_c , the values used during calculations are given as 3.97 for ordinary cement, 3.45 for ordinary cement with 10% limestone powder replacement, 5.58 for ordinary cement with 20% natural pozzolana replacement, and 7.87 for ordinary cement with 30% replacement of blast-furnace slag (Boubekeur et al.). Using Equations 2-3 through 2-6, the compressive strength can be estimated by Equation 2-7.

$$S = \begin{cases} a + b * \ln(M) & M \leq 350 \\ a + b * \ln(M_e) & M > 350 \end{cases} \quad (2-7)$$

Where:

- S = estimated compressive strength.
- a = x-intercept on the curve coefficient.
- b = slope of the line coefficient.
- M = maturity index determined by the TTF method, in °C days.
- M_e = equivalent maturity index at later ages, in °C days.

Using the methodology outlined above, estimated compressive strengths determined by the maturity method are in more general agreement with actual compressive testing results at later ages (Boubekeur et al.). However, limited research on the effects of curing temperatures and alternative cements' maturity have been done. Since the scope of this research is focused on

calcium sulfoaluminate cements, the estimated compressive strength will be determined using Equation 2-7 below where $M = 350^{\circ}\text{C}$ days.

The fact that the maturity method does not consider early-age curing temperatures at later ages is reaffirmed by a study done by Kim and Rens. Kim and Rens showed that the EAM maturity method is more dependent upon the peak temperature as opposed to the time-to-peak temperature. At higher curing temperatures the peak temperature and time-to-peak temperature is considerably less than that of lower temperatures. Therefore it becomes difficult to accurately predict the later ages strength of the concrete (Kim and Rens, 2008a; b).

2.4.2 Maturity Method Applied to Calcium Sulfoaluminate Concretes

Although the maturity method has been utilized with conventional concretes with success, there is only limited data to show its usefulness with rapid-setting concretes. A study conducted by the UCLA Department of Materials Science and Engineering investigated how the maturity method should be applied to CSA concretes. The goal of their research was to demonstrate the validity of the maturity method for rapid-setting CSA concretes and do away with the current flexural testing requirements required by Caltrans.

The maturity method was conducted on laboratory specimens for the first 72 hours. And a maturity index curve was generated using the TTF maturity method. Temperature sensors were placed in a highway panel during two separate field trials, and the temperature history was recorded for four to six hours. At the end of the four hours the highway panel's strength was estimated using the maturity index curve generated by the laboratory testing. The strength of the panel was then checked against the actual strength of supplemental field test specimens at four hours. It was observed during the second test that the ambient temperature dropped significantly over the duration of the curing time as did the temperature within the concrete test panel. Little attention was paid to the drop in temperature due to the fact that the temperature changes didn't appear in the data until three to four hours into testing. And since their specimens reached targeted strength requirements in less than two hours it was concluded that the TTF maturity method is viable for estimating the early strength of CSA concretes at early ages (UCLA).

Although the study performed by UCLA showed that the maturity method can effectively show if a field specimen has reached the required strength at a predetermined time, the study failed to correlate the data between laboratory and field testing for the first 40 minutes of

hydration. Additionally, it did not address the effects the ambient temperature had on the hydration process within the CSA concrete.

An additional item that has not been addressed in the current research deals with the type and size of the mold used to create the reference specimen.

3.0 EXPERIMENTAL PROGRAM

3.1 Overview

This chapter contains a summary of the experiment that is designed and performed to ascertain the effects ambient curing temperature has on rapid-setting CSA concretes. In order to achieve the objective of this study, three rapid-setting CSA concrete mixtures are evaluated at four different ambient temperatures. Three different types of reference cylinders are also investigated. And calorimeter testing is carried out on those cylinders to obtain their specific heat. A modified version of the ASTM C1074-19 (ASTM C1074) standard is also presented in order to look at the relationship in early-age strength gain for a variety of different test specimens.

3.2 Calorimeter Testing of Reference Cylinders

Because of the rapid set times of CSA concretes and the fact that they give off more heat during hydration than OPC concretes, this study sought to understand the effect that the type and size of mold used for the creation of the reference specimen had on the maturity readings. In order to study this effect, three different reference cylinders are utilized: a plastic 4-inch diameter by 8-inch-high cylinder mold, a plastic 6-inch diameter by 12-inch-high cylinder mold, and an externally insulated plastic 4-inch diameter by 8-inch-high cylinder mold. As the 4-inch and 6-inch diameter molds are constructed of the same material, only the calorimetric properties of the 4-inch and 4-inch insulated are measured.

In order to determine the effectiveness of the molds against heat loss during curing of the specimens, the specific heat of the mold must be calculated. When a substance changes in temperature the quantity of heat, q , can be determined by the change in temperature using Equation 3-1.

$$q = mC\Delta T \quad (3-1)$$

Where:

- q = The quantity of heat in kJ
- m = mass of substance in units g

- C = specific heat of the substance in units $\text{kJ}/(\text{g}^{\circ}\text{C})$
- ΔT = the change in temperature in units $^{\circ}\text{C}$

To determine the specific heat constant of the mold, the principle of conservation of energy is applied. First, a measured quantity of cold water is placed in the cylinder mold and allowed to come to thermal equilibrium. A measured quantity of warm water is then added to the cold water and mold. Since energy is conserved during the reaction, Equation 3-2 can easily be determined.

$$q_{\text{warm water}} = -[q_{\text{cold water}} + q_{\text{mold}}] \quad (3-2)$$

Since the mass of the mold is neglected, the amount of heat absorbed by the mold is determined using Equation 3-3.

$$q_{\text{mold}} = C_{\text{mold}}\Delta T \quad (3-3)$$

Combining the three previous equations, Equation 3-1 can be rewritten as:

$$(mC\Delta T)_{\text{warm water}} = -[(mC\Delta T)_{\text{cold water}} + (C_{\text{mold}}\Delta T)] \quad (3-4)$$

Since the specific heat of water is relatively constant over the range of $10\text{-}80^{\circ}\text{C}$, it is taken as a constant for both water temperatures as:

$$C_{\text{water}} = 4.184 \text{ J}/(\text{g}^{\circ}\text{C})$$

To determine the average specific heat of the mold three trials are tested. $500 (\pm 50)$ g of cold water at $10 (\pm 2)^{\circ}\text{C}$ is added to the mold. The mold and cold water are allowed to sit for 30 minutes to allow them to reach thermal equilibrium. After thermal equilibrium is reached, the temperature of both the water and the mold are recorded. Then $500 (\pm 50)$ g of warm water at $60 (\pm 2)^{\circ}\text{C}$ is added to the mold. The lid is added to the mold and left for 30 minutes. After 30 minutes the temperature of the water and mold are measured, and the specific heat of the mold is determined. This procedure is repeated three times and the average value is determined.

3.3 Mix Designs

The maturity method is concrete mixture-dependent. In order to establish relationships between ambient temperatures and the maturity method, three separate CSA concrete mixtures are tested. Mixture A is a generic rapid-setting CSA concrete mixture. Mixture B is identical to Mixture A but includes a delaying concrete admixture. And Mixture C is a rapid-setting CSA

concrete mixture that is typically utilized in 3-inch overlay bridge deck pours. As such the coarse aggregate in the mixture is replaced with 3/8" minus pea gravel. The proportions of each mixture are shown in Table 3-1.

Table 3.1: Concrete mixture designs

Material	Units	Mix A	Mix B	Mix C
CSA Cement	lb./yd ³	658	658	658
Coarse Agg. (3/4" Minus)	lb./yd ³	1730	1730	-
Pea Gravel (3/8" Minus)	lb./yd ³	-	-	1605
Fine Agg. (No. 4 Minus)	lb./yd ³	1095	1095	1320
Water	lb./yd ³	360	360	330
Admixtures				
Adva Cast 600	oz./yd ³	43	43	51
Daravair 1000	oz./yd ³	79	79	260
Grace Recover	oz./yd ³	0	2	96

A maturity curve is generated for each mixture at each specified ambient temperature. The results of each test are then only compared to the results of that specific concrete mixture design.

3.4 Concrete Pouring Procedure

Due to the rapid-strength-gain behavior of CSA cement concretes, the concrete is mixed using a volumetric mixing truck provided by Dry Creek Structures to maximize the time for placing concrete. At the beginning of the mixing of each mix, the truck is allowed to mix a small amount of concrete that will be discarded. This is done to ensure a homogenous mixture and that the mixing truck is operating properly. Once the mix is homogenous, 32 - 4"x8" cylindrical specimens, two - 6"x12" cylindrical specimens, and two - 4"x8" thermally insulated cylindrical specimens are cast in accordance to ASTM C31/C31M-19 *Standard Practice for Making and Curing Concrete Test Specimens in the Field* (ASTM C31). At the same time the cylindrical specimens are cast, concrete is placed into a previously cast OPC slab which measures 14'x6'x

9", to replicate an in-field pavement repair. The dimensions of each pavement repair patch are 2'x2'x9". The OPC slab provides 2' of OPC coverage from each edge of the pavement repair patch in order to provide a surrounding thermal mass. Since Mix C's primary use will be for bridge-deck overlay replacement, the total depth of the patch is only 3" for this repair patch. The in-field replica slab is shown with dimensions in Figure 3-1. Maturity sensor probes are placed as indicated on the figure denoted by "x". After the first round of testing, it is determined that a larger repair slab be produced. In the testing of the mixes at 50 and 90°F 5'x5'x9" forms are also constructed to allow for a larger mass of repair concrete tested. Unlike the smaller slab, these specimens had no OPC concrete surrounding the repair area. Since Mix C's primary use will be for bridge deck replacement, the total depth of the patch is only 3" for this repair patch. The maturity probe sensors are placed as denoted in Figure 3-2 by the "x". The second round of testing also includes the smaller repair patch slab, but the sensors are decreased to only include one sensor at the middle of the patch. All cylindrical specimens are cured to mimic the in-field curing of the pavement repair patch. This procedure is repeated four times for mixes A, B and C at temperatures 32°F, 50°F, 70°F, and 90°F.

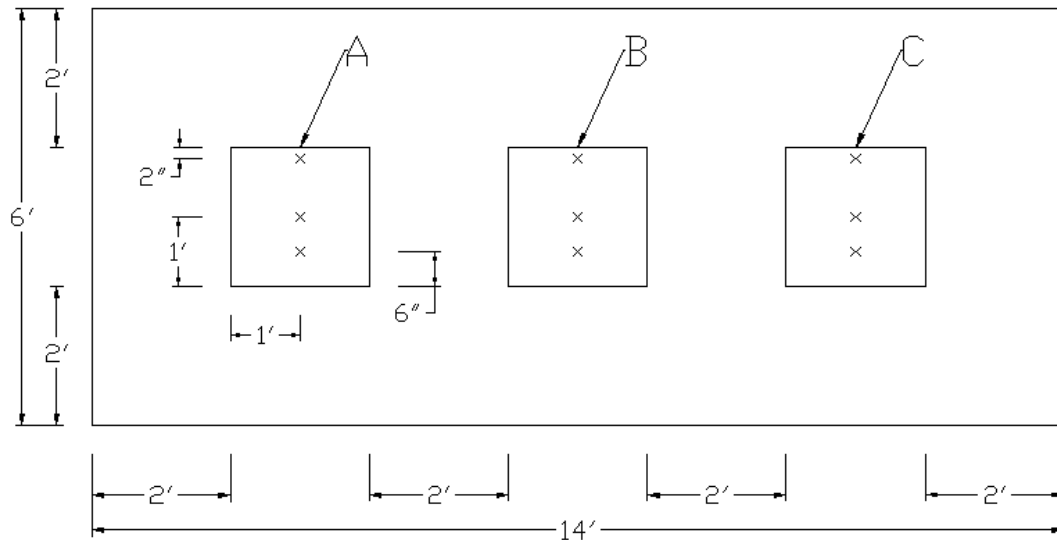


Figure 3.1: In-field replica small pavement slab

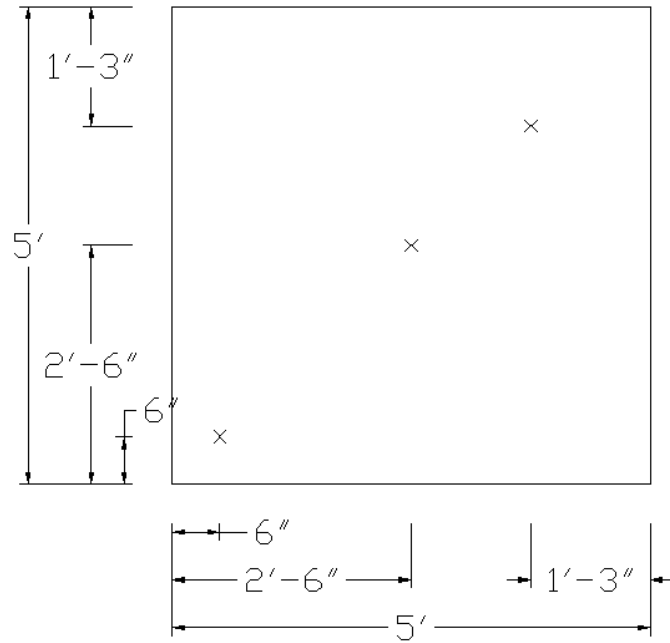


Figure 3.2: In-field replica large pavement slab

3.5 Maturity Method

The maturity method is a technique for estimating concrete strength of a specific concrete mixture based on the assumption that samples of the mixture attain equal strength if they reach equal values of the maturity index (ASTM C1074, 2019). Since there are no current testing standards for estimating concrete strength with the maturity method for rapid-setting CSA repair mixtures, this experiment uses a modified version of the ASTM C1074-19 testing standard.

In order to assess the validity of the ASTM C1074-19 maturity method test, a modified version is conducted on the CSA rapid-setting mixtures. The maturity method test is carried out simultaneously with an in-situ field pavement repair slab. For the maturity test, 32 - 4"x8" cylindrical specimens are cast with each mixture in accordance with the field preparation method as described in ASTM C31/C31M-19 (ASTM C31). In addition to the 32 - 4"x8" cylindrical specimens, 2 - 6"x12" cylindrical specimens and 2 thermally insulated 4"x8" cylindrical specimens are also cast. Once all the specimens are cast, the specimens for the 6"x12", thermally insulated 4"x8", and two of the 4"x8" are embedded with temperature sensors placed in the center of each specimen. The temperature sensors provide temperature readouts at 15-minute intervals. All specimens are allowed to cure such that they mimic the environmental exposures

identical to the in-situ pavement repair slab. Compressive strength testing in accordance with ASTM C39/C39M-18 (ASTM C39) is conducted at ages of 1.5 hrs, 2 hrs, 2.5 hrs, 3 hrs, 3.5 hrs, 4 hrs, 6 hrs, 24 hrs, 3 days, and 28 days. Three of the 4"x8" specimens are tested at each age.

The procedure outlined above is carried out for three different mix designs. Each mix design is tested at roughly 32°F, 50°F, 70°F, and 90°F ambient temperatures to replicate various field pouring conditions. After each round of testing, a maturity index for each mix is determined at each of the specified testing temperatures using calibrated models based on the sensor data from the 4"x8", 6"x12", and insulated 4"x8" cylinders. Maturity curves generated by type of cylinder are then evaluated using the TTF maturity method. The maturity index is calculated using Equation 2-1. The data from the temperature sensors embedded within the in-situ slab are used to estimate the compressive strength of the material using Equation 2-7. Since the hydration of CSA cements is rapid, Equation 2-7 for $M < 350$ is used.

4.0 EXPERIMENTAL RESULTS

4.1 Overview

This chapter presents the data obtained during the experiment outlined in Chapter 3. The first section will present all data associated with the calorimeter testing of the 4”x8” and 4”x8” insulated cylinders. The subsequent section details the results from the maturity testing.

4.2 Calorimeter Results of the Reference Cylinders

In accordance with the testing procedure outlined in Chapter 3, three thermally insulated cylinders are tested to determine the specific heat of the cylinder molds. An OMEGA HH11B thermometer is used to read the temperature of the water as shown in Figure 4-1. The exterior of the insulated cylinder’s temperature is measured using an FLIR E8 Infrared camera as shown in Figure 4-2.



Figure 4.1: Water temperature readings in each cylinder showing mold 1, 2 and 3 from left to right



Figure 4.2: Use of FLIR E8 Infrared camera

Temperatures are recorded for the initial conditions, after 30 minutes equilibrium, and 30 minutes after the warm water is added for a total elapsed time of 1 hour. The final temperatures of each mold are shown in Figure 4-3. The results of these temperature readings are presented in Table 4-1. Using the equations outlined above, the specific heat of the insulated molds is determined to be 2.74 kJ/g°C.

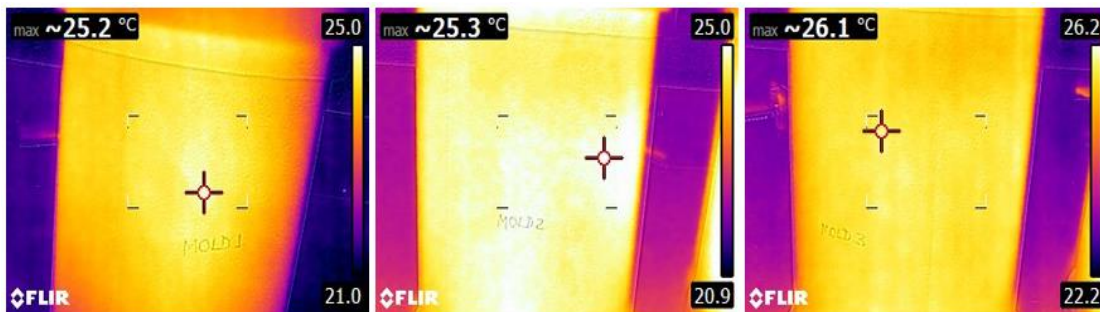


Figure 4.3: Exterior temperature readings at end of test for molds 1, 2, and 3 from left to right

The process is repeated on standard 4"x8" concrete test cylinders to compare its specific heat against the insulated cylinders. The results of the testing are presented in Table 4-1. During the duration of the testing all lids to the cylinder molds are replaced such that the ambient temperature has limiting effects on temperature change inside the mold. Using the equations outlined in Chapter 3, the specific heat of the 4"x8" cylinder molds is determined to be 1.78

$\text{kJ/g}^\circ\text{C}$. The addition of insulation between the insulated 4"x8" cylinders and the standard 4"x8" cylinders increases the specific heat of the mold by 154%.

Table 4.1: Calorimeter testing results

Sample		Insulated Cylinders			4"x8" Cylinders		
		1	2	3	1A	1B	1C
Initial Conditions	Ambient Room Temperature ($^\circ\text{C}$)	23.5			21.4		
	Mass of Water (g)	544.5	505	504	512.5	506.5	512
	Temperature ($^\circ\text{C}$)	11.6	11.5	11.4	10	9.5	8.5
After Elapsed 30 Minutes	Water Temperature ($^\circ\text{C}$)	12.5	12.5	12.3	12.7	12.4	12.3
	Cylinder Temperature ($^\circ\text{C}$)	24.3	23.8	23.7	21.3	21.1	21.1
Mixing Conditions	Mass of Hot Water (g)	510	501.5	507.5	518	517	522
	Temperature ($^\circ\text{C}$)	60.9	60.9	60.9	61.3	61.3	61.3
After Mixing (Elapsed 1 Hour)	Water Temperature ($^\circ\text{C}$)	36.1	35.4	35.3	30.1	30.7	30.3
	Cylinder Temperature ($^\circ\text{C}$)	25	25	26.2	34	32.3	34.9
Temperature Change ($^\circ\text{C}$)	Cold Water ($^\circ\text{C}$)	24.5	23.9	23.9	20.1	21.2	21.8
	Hot Water ($^\circ\text{C}$)	-24.8	-25.5	-25.6	-31.2	-30.6	-31
	Cylinder ($^\circ\text{C}$)	0.7	1.2	2.5	12.7	11.2	13.8
Evaluation	$(mC\Delta T)_{\text{warm water}}$	-52919	-53506	-54359	-67620	-66192	-67705
	$(mC\Delta T)_{\text{cold water}}$	55816	50499	50399	43100	44927	46700
	$(C_{\text{mold}}\Delta T)$	2896	3007	3960	24520	21265	21005
	C_{mold}	4138	2506	1584	1931	1899	1522
	AVE C_{mold} ($\text{kJ}/(\text{g}^\circ\text{C})$)	2.74			1.78		

4.3 Concrete Maturity Testing

The following section outlines the conditions present during the placement of the concrete, compression testing, and the maturity of each of the three CSA concrete mixes.

4.3.1 Concrete Placement

In order to alleviate the amount of travel the contractor, Dry Creek Structures, would have to do, six maturity tests are conducted at the same time. In the first round of testing, carried out on

February 11, 2020, the target ambient temperatures are set for 32 and 70°F. This is achieved by utilizing two concrete pavement repair slabs of 6'x14'x9" with three 2'x2'x9" cutout sections. One slab is placed outside of the USU SMASH Laboratory on a level plywood surface as shown in Figure 4-4. The other slab is stored inside the temperature-controlled SMASH Lab as shown in Figure 4-5, the actual recorded surface temperatures of the slabs at the time of pour being 28 and 65°F respectively.



Figure 4.4: Concrete pavement repair slab normalized to outside ambient air conditions



Figure 4.5: Concrete pavement repair slab normalized to controlled ambient air conditions

Each mix is mixed onsite using a specialized volumetric concrete mixing truck as shown in Figure 4-6. Rather than using a ready-mix concrete truck where all materials in the mixture are added to the truck through a hopper and mixed at the batch plant, the volumetric truck utilizes different storage bins and tanks to keep each component separate, and all components are fed into a centralized hopper and mixing auger at the back of the truck as shown in Figure 4-7. The aggregates are fed to the auger by a conveyor belt system. The cementitious material, CSA, is gravity-fed through an auger to the main mixing auger. The water and admixtures are fed to the mixing auger by individual hose lines and pumps. All speeds at which materials are added are controlled and altered based on concrete performance by a computer at the back of the truck near the mixing auger as shown in Figure 4-8.



Figure 4.6: Volumetric concrete mixing truck



Figure 4.7: Hopper at the mixing auger



Figure 4.8: Adjusting the mix to increase slump

It should be noted that the water lines on the two volumetric trucks Dry Creek Structures brought had frozen and the pour times were delayed. This occurred even though hot water, roughly 190°F, was filled into the trucks' water tanks before departure. This is to be expected

due to the time of travel from their yard to the USU SMASH Lab, which is roughly 2.5 hours, and the temperatures on February 11, 2020 were below freezing. Using the most direct travel route, the trucks passed through Sardine Canyon which recorded a temperature of 9-12°F during the times the trucks were en route to the pour.

In order to help expedite the sample labeling and identification process, each 2'x2'x9" cutout box is spray-painted a different color and each cylinder that matched that mix the same color. Mix A is painted white for the outside 32°F group and yellow for the inside 70°F group. Mix B, which is almost identical to Mix A but includes a delaying agent, is painted blue for the outside 32°F group and orange for the inside 70°F group. And Mix C is painted red for the outside 32°F group and green for the inside 70°F group.

To speed up the pouring process, the two ambient temperature tests were conducted at the same time for each mix. After each repair patch is poured in the slabs, a large mass is poured out onto a plastic sheet on the ground such that all cylinders from both groups could be made as shown in Figure 4-9. Once each cylinder is cast, the cylinders are moved to the outer edge of each slab and are allowed to cure and mimic the curing conditions of the slab as shown in Figure 4-10. After each pour a concrete curing blanket is used to insulate the curing concrete as shown in Figure 4-11.



Figure 4.9: Concrete used to fill cylinders



Figure 4.10: Curing of cast specimens



Figure 4.11: Curing of specimens under concrete blanket

While the cylinders are being cast, Command Center Concrete Temperature Maturity Meters (TMM) are placed at mid depth within the slab and cylinders as outlined in the experimental methods and shown in Figure 4-12. After each sensor is placed, using the Command Center Sensor Reader Module (SRM), temperature data was collected at a sampling rate of 15 minutes until the concrete reached the age of 28 days. During the sampling interval, the TTM continuously records all temperature points and relays the highest recorded point over the sample period to the SRM. The data is then downloaded through Bluetooth from the SRM to

a handheld iPad using the COMMAND Center 2 software (*COMMAND Center 2*) as shown in Figure 4-13.



Figure 4.12: TMM sensors embedded in reference cylinders



Figure 4.13: Collecting sensor data

After discussion of the preliminary results of round one, additional slab forms are constructed to allow for more generated heat and to eliminate the potential of freezing with the additional slab having the dimensions outlined above in the experimental methods.

In the second round of testing, conducted on May 15, 2020, the target ambient temperatures are set for 50 and 90°F. This is achieved by utilizing four concrete pavement repair slabs, two 5'x5'x9" and two 6'x14'x9" with three 2'x2'x9" cutout sections, except for Mix C which only has a depth of 3". One of each type of slab is placed outside of the USU SMASH

Lab on a level plywood surface. The other two slabs are stored inside the temperature-controlled SMASH lab. The actual temperature during the time of pour is recorded at 53-58 and 87-88°F, respectively.

In order to help expedite the sample labeling and identification process, each 2'x2'x9" and the 5'x5'x9" cutout box is spray-painted a different color and each cylinder that matched that mix the same color as shown in Figure 4-14 and 4-15. Mix A is painted white for the outside 50°F group and yellow for the inside 90°F group. Mix B, which is almost identical to Mix A but includes a delaying agent, is painted blue for the outside 50°F group and orange for the inside 90°F group. And Mix C is painted red for the outside 50°F group and green for the inside 90°F group.



Figure 4.14: Color labeling on 6'x14'x9" small pavement repair slab



Figure 4.15: Color labeling on 5'x5'x9" large in-situ slabs

To speed up the pouring process, the two ambient temperature tests are conducted at the same time for each mix. After each repair patch is poured in the slabs, a large mass is poured out onto a plastic sheet on the ground such that all cylinders from both groups could be made as shown in Figure 4-9. Once each cylinder is cast, the cylinders are moved to the outer edge of each slab and allowed to cure and mimic the curing conditions of the slab as shown in Figure 4-10.

While the cylinders are being cast, TMM probes were placed at mid depth within the slab and cylinders as outlined in the experimental methods as shown in Figure 4-12. After each probe is placed, using the SRM, temperature data is collected at a sampling rate of 15 minutes until the concrete reaches an age of 28 days. During the sampling interval, the TTM continuously records all temperature points and relays the highest recorded point over the sample frequency period to the SRM. The data is then downloaded through Bluetooth from the SRM to a handheld iPad using the COMMAND Center 2 software (*COMMAND Center 2*) as shown in Figure 4-13.

4.3.2 Concrete Compression Testing

At the time intervals outlined in the experimental methods above, compression testing is conducted on three of the 4x8 cylinders. Each cylinder was demolded roughly 5 to 15 minutes before testing. Each cylinder is capped on both sides using a Basolit Sulfur Cement No. 600 concrete capping compound. Capping is performed in accordance to ASTM C617/C617M-15 *Standard Practice for Capping Cylindrical Concrete Specimens* (ASTM C617) and as shown in Figure 4-16. Compression tests are conducted using a Humboldt HCM-5090 as shown in Figure 4-17. Typical failure planes are shown in Figures 4-18 and 4-19.



Figure 4.16: Capping cylinders



Figure 4.17: Compression testing



Figure 4.18: Typical type I compression failure plane



Figure 4.19: Typical compression failure through cementitious paste

Due to the below freezing temperatures present on February 11th, 2020, it is possible the mixing water in each mix froze with each specimen and delayed the hydration of the CSA cementitious materials. This was evident by the temperature of each cylinder. Each demolded cylinder felt cold or even frozen in the hand prior to capping. Demolded 4x8-inch cylinder specimens from each group at 32 and 70 degrees from ages of 1.5 to 6 hours after placement were ‘too wet’ and would deform with light pressure in hand, making them impossible to cap and test in the compression machine. If only one of the specimens was unable to be capped, the average of the other two compression tests are reported. If only one of the specimens was able to

be tested, its single compression value is represented as the average for the time group. The result of the average compression tests is shown in Tables 4-2 to 4-13.

Table 4.2: Mix A – 32°F group

WHITE - 32°F			
Date:	Target Time	AVE Elapsed Time (hrs)	AVE Compressive Strength (psi)
2/11/2020	1.5 HR	1.5	NA
2/11/2020	2 HR	2.0	NA
2/11/2020	2.5 HR	2.5	NA
2/11/2020	3 HR	3.1	40
2/11/2020	3.5 HR	3.6	44
2/11/2020	4 HR	4.0	58
2/11/2020	6 HR	6.1	1178
2/12/2020	24 HR	24.1	2917
2/14/2020	3 DAY	72.0	4918
3/10/2020	28 DAY	672.0	5688

Table 4.3: Mix A – 50°F group

WHITE - 50°F			
Date:	Target Time	AVE Elapsed Time (hrs)	AVE Compressive Strength (psi)
5/15/2020	1.5 HR	1.9	4074
5/15/2020	2 HR	2.7	3839
5/15/2020	2.5 HR	3.7	5365
5/15/2020	3 HR	5.0	5014
5/15/2020	3.5 HR	5.8	4641
5/15/2020	4 HR	6.6	5679
5/15/2020	6 HR	7.2	4621
5/16/2020	24 HR	23.9	5588
5/18/2020	3 DAY	72.3	5729
6/12/2020	28 DAY	671.9	6848

Table 4.4: Mix A – 70°F group

YELLOW – 70°F			
Date:	Target Time	AVE Elapsed Time (hrs)	AVE Compressive Strength (psi)
2/11/2020	1.5 HR	1.5	NA
2/11/2020	2 HR	2.0	NA
2/11/2020	2.5 HR	2.5	NA
2/11/2020	3 HR	3.0	NA
2/11/2020	3.5 HR	3.5	NA
2/11/2020	4 HR	4.0	50
2/11/2020	6 HR	6.2	1598
2/12/2020	24 HR	24.1	3390
2/14/2020	3 DAY	72.1	4915
3/10/2020	28 DAY	672.1	6145

Table 4.5: Mix A – 90°F group

YELLOW - 90°F			
Date:	Target Time	AVE Elapsed Time (hrs)	AVE Compressive Strength (psi)
5/15/2020	1.5 HR	1.8	3397
5/15/2020	2 HR	2.7	4596
5/15/2020	2.5 HR	3.6	4822
5/15/2020	3 HR	4.9	5405
5/15/2020	3.5 HR	5.7	5677
5/15/2020	4 HR	6.6	4745
5/15/2020	6 HR	7.2	5307
5/16/2020	24 HR	23.9	6158
5/18/2020	3 DAY	72.2	6179
6/12/2020	28 DAY	671.9	7801

Table 4.6: Mix B – 32°F group

BLUE - 32°F			
Date:	Target Time	AVE Elapsed Time (hrs)	AVE Compressive Strength (psi)
2/11/2020	1.5 HR	1.5	NA
2/11/2020	2 HR	2.0	NA
2/11/2020	2.5 HR	2.5	NA
2/11/2020	3 HR	3.2	33
2/11/2020	3.5 HR	3.6	33
2/11/2020	4 HR	4.2	55
2/11/2020	6 HR	6.1	175
2/12/2020	24 HR	24.1	3423
2/14/2020	3 DAY	72.0	5349
3/10/2020	28 DAY	672.1	6205

Table 4.7: Mix B – 50°F group

BLUE - 50°F			
Date:	Target Time	AVE Elapsed Time (hrs)	AVE Compressive Strength (psi)
5/15/2020	1.5 HR	1.6	3246
5/15/2020	2 HR	2.4	4298
5/15/2020	2.5 HR	3.5	3391
5/15/2020	3 HR	4.4	4119
5/15/2020	3.5 HR	5.8	4261
5/15/2020	4 HR	6.6	5152
5/15/2020	6 HR	7.4	5053
5/16/2020	24 HR	24.0	5121
5/18/2020	3 DAY	72.0	5543
6/12/2020	28 DAY	672.1	6957

Table 4.8: Mix B – 70°F group

ORANGE - 70°F			
Date:	Target Time	AVE Elapsed Time (hrs)	AVE Compressive Strength (psi)
2/11/2020	1.5 HR	1.5	NA
2/11/2020	2 HR	2.0	NA
2/11/2020	2.5 HR	2.5	NA
2/11/2020	3 HR	3.0	NA
2/11/2020	3.5 HR	3.7	53
2/11/2020	4 HR	4.1	103
2/11/2020	6 HR	6.2	1847
2/12/2020	24 HR	24.1	4064
2/14/2020	3 DAY	72.0	3655
3/10/2020	28 DAY	672.0	5781

Table 4.9: Mix B – 90°F group

ORANGE - 90°F			
Date:	Target Time	AVE Elapsed Time (hrs)	AVE Compressive Strength (psi)
5/15/2020	1.5 HR	1.7	2451
5/15/2020	2 HR	2.6	3531
5/15/2020	2.5 HR	3.5	3823
5/15/2020	3 HR	4.5	4497
5/15/2020	3.5 HR	5.9	3959
5/15/2020	4 HR	6.8	3697
5/15/2020	6 HR	7.4	4161
5/16/2020	24 HR	24.0	5300
5/18/2020	3 DAY	72.3	5861
6/12/2020	28 DAY	671.8	6092

Table 4.10: Mix C – 32°F group

RED - 32°F			
Date:	Target Time	AVE Elapsed Time (hrs)	AVE Compressive Strength (psi)
2/11/2020	1.5 HR	1.5	NA
2/11/2020	2 HR	2.0	46
2/11/2020	2.5 HR	2.6	59
2/11/2020	3 HR	3.0	74
2/11/2020	3.5 HR	3.5	88
2/11/2020	4 HR	4.0	104
2/11/2020	6 HR	6.2	1363
2/12/2020	24 HR	24.0	4457
2/14/2020	3 DAY	72.0	5752
3/10/2020	28 DAY	672.1	7114

Table 4.11: Mix C – 50°F group

RED - 50°F			
Date:	Target Time	AVE Elapsed Time (hrs)	AVE Compressive Strength (psi)
5/15/2020	1.5 HR	1.4	2243
5/15/2020	2 HR	1.8	2483
5/15/2020	2.5 HR	2.4	3014
5/15/2020	3 HR	3.1	3109
5/15/2020	3.5 HR	4.0	3762
5/15/2020	4 HR	4.9	3739
5/15/2020	6 HR	6.0	3930
5/16/2020	24 HR	23.8	4231
5/18/2020	3 DAY	72.1	3788
6/12/2020	28 DAY	671.7	5090

Table 4.12: Mix C – 70°F group

GREEN - 70°F			
Date:	Target Time	AVE Elapsed Time (hrs)	AVE Compressive Strength (psi)
2/11/2020	1.5 HR	1.5	NA
2/11/2020	2 HR	2.0	45
2/11/2020	2.5 HR	2.5	49
2/11/2020	3 HR	3.1	86
2/11/2020	3.5 HR	3.5	69
2/11/2020	4 HR	4.1	692
2/11/2020	6 HR	6.1	2866
2/12/2020	24 HR	24.0	3907
2/14/2020	3 DAY	72.0	5042
3/10/2020	28 DAY	672.0	7668

Table 4.13: Mix C – 90°F group

GREEN - 90°F			
Date:	Target Time	AVE Elapsed Time (hrs)	AVE Compressive Strength (psi)
5/15/2020	1.5 HR	1.4	1851
5/15/2020	2 HR	1.9	2265
5/15/2020	2.5 HR	2.4	2143
5/15/2020	3 HR	3.2	3027
5/15/2020	3.5 HR	4.0	4323
5/15/2020	4 HR	4.9	3892
5/15/2020	6 HR	6.2	3187
5/16/2020	24 HR	23.9	4695
5/18/2020	3 DAY	72.3	3956
6/12/2020	28 DAY	672.0	4727

A more detailed report of the compression results for each group is presented in Appendix B. Using the average value of the three compression tests and time intervals, the calibration for each maturity curve is developed using the *Temperature Time Factor* (TTF) method.

4.3.3 Concrete Maturity Results

The two TMM sensors in the 4"x8" cylinders are used as the control group to conform with ASTM C1074-19. Two additional curves are developed using the two TMM sensors in the 6"x12" cylinders and the 4"x8" insulated cylinders. The TTF maturity curves developed for each mix are used to estimate the compressive strength of repair slab at the age of 28 days and used to determine the age of the concrete when a target value of 4000 psi is achieved. The maturity curves for each mix and accompanying TMM data are presented in Appendix A.

A summary of Mix A's maturity curves at each ambient temperature are shown in Tables 4-14 to 4-17. For the first round of testing, 32 and 70°F respectively, only the small 2'x2'x9" slab is used. The estimated compressive strength at 28 days and the elapsed time to reach 4000 psi are the average of the three TMM sensors in the small slab. In the second round, 50 and 90°F respectively, both the large 5'x5'x9" and the small 2'x2'x9" slabs are used. The estimated compressive strength at 28 days and the elapsed time to reach 4000 psi are the average of the

three TMM sensors in the large slab, and the small slabs estimates are the result of the single TMM sensor in the middle of the slab.

Table 4.14: Mix A 32°F maturity summary

White 32 Degrees			
Cylinders used to Calibrate Maturity Curve	4x8	6x12	Insulated 4x8
Best Fit Maturity Equation, $M=$	-5777 $+1245.1*\ln(\text{TTF})$	-5648 $+1155.6*\ln(\text{TTF})$	-6377 $+1283.3*\ln(\text{TTF})$
R^2	0.93	0.88	0.91
Estimated Compressive Strength of Placed Small Concrete Slab at 28 Days (psi)	6397	5650	6171
Delta (psi)	-	747	226
Standard Deviation	383		
Elapsed Time to Reach 4000 psi Compression Strength in Small Slab (hrs)	74.3	148.5	104.0
Delta (hrs)	-	74.3	29.8
Standard Deviation	37.4		

Table 4.15: Mix A 50°F maturity summary

White 50 Degrees			
Cylinders used to Calibrate Maturity Curve	4x8	6x12	Insulated 4x8
Best Fit Maturity Equation, $M=$	2006 $+468.7*\ln(\text{TTF})$	1936 $+476.1*\ln(\text{TTF})$	1676 $+503.8*\ln(\text{TTF})$
R^2	0.73	0.73	0.75
Estimated Compressive Strength of Placed Small Concrete Slab at 28 Days (psi)	6925	6917	6955
Delta (psi)	-	8	30
Standard Deviation	20		
Elapsed Time to Reach 4000 psi Compression Strength in Small Slab (hrs)	0.8	0.8	1.0
Delta (hrs)	-	0.0	0.3
Standard Deviation	0.1		
Best Fit Maturity Equation, $M=$	2006 $+468.7*\ln(\text{TTF})$	1936 $+476.1*\ln(\text{TTF})$	1676 $+503.8*\ln(\text{TTF})$
R^2	0.73	0.73	0.75
Estimated Compressive Strength of Placed Large Concrete Slab at 28 Days (psi)	6933	6925	6964
Delta (psi)	-	8	31
Standard Deviation	21		
Elapsed Time to Reach 4000 psi Compression Strength in Large Slab (hrs)	0.8	1.0	1.0
Delta (hrs)	-	0.3	0.3
Standard Deviation	0.1		

Table 4.16: Mix A 70°F maturity summary

Yellow 70 Degrees			
Cylinders used to Calibrate Maturity Curve	4x8	6x12	Insulated 4x8
Best Fit Maturity Equation, $M=$	-5016 +1111.9*ln(TTF)	-5049 +1111.6*ln(TTF)	-5801 +1183.3*ln(TTF)
R^2	0.96	0.96	0.94
Estimated Compressive Strength of Placed Small Concrete Slab at 28 Days (psi)	6590	6554	6560
Delta (psi)	-	36	30
Standard Deviation	19		
Elapsed Time to Reach 4000 psi Compression Strength in Small Slab (hrs)	58.9	61.2	71.9
Delta (hrs)	-	2.3	13.0
Standard Deviation	6.9		

Table 4.17: Mix A 90°F maturity summary

Yellow 90 Degrees			
Cylinders used to Calibrate Maturity Curve	4x8	6x12	Insulated 4x8
Best Fit Maturity Equation, $M=$	1347 $+600*\ln(\text{TTF})$	1280 $+607.5*\ln(\text{TTF})$	1014 $+633.5*\ln(\text{TTF})$
R^2	0.84	0.84	0.86
Estimated Compressive Strength of Placed Small Concrete Slab at 28 Days (psi)	7880	7895	7866
Delta (psi)	-	15	14
Standard Deviation	15		
Elapsed Time to Reach 4000 psi Compression Strength in Small Slab (hrs)	1.0	1.0	1.3
Delta (hrs)	-	0.0	0.3
Standard Deviation	0.1		
Best Fit Maturity Equation, $M=$	1347 $+600*\ln(\text{TTF})$	1280 $+607.5*\ln(\text{TTF})$	1014 $+633.5*\ln(\text{TTF})$
R^2	0.84	0.84	0.86
Estimated Compressive Strength of Placed Large Concrete Slab at 28 Days (psi)	7840	7854	7866
Delta (psi)	-	14	26
Standard Deviation	13		
Elapsed Time to Reach 4000 psi Compression Strength in Large Slab (hrs)	1.0	1.0	1.3
Delta (hrs)	-	0.0	0.3
Standard Deviation	0.1		

A breakdown of Mix B's maturity curves at each ambient temperature are shown in Tables 4-18 to 4-21.

Table 4.18: Mix B 32°F maturity summary

Blue 32 Degrees			
Cylinders used to Calibrate Maturity Curve	4x8	6x12	Insulated 4x8
Best Fit Maturity Equation, $M=$	-5941 +1315.4*ln(TTF)	-6443 +1364.4*ln(TTF)	-6479 +1349.7*ln(TTF)
R^2	0.92	0.91	0.90
Estimated Compressive Strength of Placed Small Concrete Slab at 28 Days (psi)	7015	6996	6816
Delta (psi)	-	19	199
Standard Deviation	110		
Elapsed Time to Reach 4000 psi Compression Strength in Small Slab (hrs)	48.1	54.1	61.8
Delta (hrs)	-	6.0	13.7
Standard Deviation	6.9		

Table 4.19: Mix B 50°F maturity summary

Blue 50 Degrees			
Cylinders used to Calibrate Maturity Curve	4x8	6x12	Insulated 4x8
Best Fit Maturity Equation, $M=$	834 $+592.9*\ln(\text{TTF})$	693 $+605.8*\ln(\text{TTF})$	456 $+630.5*\ln(\text{TTF})$
R^2	0.84	0.84	0.85
Estimated Compressive Strength of Placed Small Concrete Slab at 28 Days (psi)	7074	7068	7092
Delta (psi)	-	6	18
Standard Deviation	12		
Elapsed Time to Reach 4000 psi Compression Strength in Small Slab (hrs)	2.0	2.3	2.5
Delta (hrs)	-	0.3	0.5
Standard Deviation	0.3		
Best Fit Maturity Equation, $M=$	834 $+592.9*\ln(\text{TTF})$	693 $+605.8*\ln(\text{TTF})$	456 $+630.5*\ln(\text{TTF})$
R^2	0.84	0.84	0.85
Estimated Compressive Strength of Placed Large Concrete Slab at 28 Days (psi)	7066	7061	7084
Delta (psi)	-	5	18
Standard Deviation	12		
Elapsed Time to Reach 4000 psi Compression Strength in Large Slab (hrs)	2.0	2.3	2.5
Delta (hrs)	-	0.3	0.5
Standard Deviation	0.3		

Table 4.20: Mix B 70°F maturity summary

Orange 70 Degrees			
Cylinders used to Calibrate Maturity Curve	4x8	6x12	Insulated 4x8
Best Fit Maturity Equation, $M=$	-4521 +1017.4*ln(TTF)	-4967 +1057.5*ln(TTF)	-5342 +1091.7*ln(TTF)
R^2	0.94	0.93	0.92
Estimated Compressive Strength of Placed Small Concrete Slab at 28 Days (psi)	6074	6068	6052
Delta (psi)	-	6	22
Standard Deviation	11		
Elapsed Time to Reach 4000 psi Compression Strength in Small Slab (hrs)	75.2	84.5	92.2
Delta (hrs)	-	9.3	17.0
Standard Deviation	8.5		

Table 4.21: Mix B 90°F maturity summary

Orange 90 Degrees			
Cylinders used to Calibrate Maturity Curve	4x8	6x12	Insulated 4x8
Best Fit Maturity Equation, $M=$	382 $+575.9*\ln(\text{TTF})$	274 $+586.2*\ln(\text{TTF})$	140 $+600.1*\ln(\text{TTF})$
R^2	0.81	0.81	0.82
Estimated Compressive Strength of Placed Small Concrete Slab at 28 Days (psi)	6656	6660	6677
Delta (psi)	-	4	21
Standard Deviation	11		
Elapsed Time to Reach 4000 psi Compression Strength in Small Slab (hrs)	4.5	5.0	5.5
Delta (hrs)	-	0.5	1.0
Standard Deviation	0.5		
Best Fit Maturity Equation, $M=$	382 $+575.9*\ln(\text{TTF})$	274 $+586.2*\ln(\text{TTF})$	140 $+600.1*\ln(\text{TTF})$
R^2	0.81	0.81	0.82
Estimated Compressive Strength of Placed Large Concrete Slab at 28 Days (psi)	6620	6624	6640
Delta (psi)	-	4	20
Standard Deviation	11		
Elapsed Time to Reach 4000 psi Compression Strength in Large Slab (hrs)	4.6	5.1	5.4
Delta (hrs)	-	0.5	0.8
Standard Deviation	0.4		

A breakdown of Mix C's maturity curves at each ambient temperature are shown in Tables 4-22 to 4-25. For the first round of testing, 32 and 70°F respectively, only the small

2’x2’x3” slab is used. The estimated compressive strength at 28 days and the elapsed time to reach 4000 psi are the average of the three TMM sensors in the small slab. In the second round, 50 and 90°F respectively, both the large 5’x5’x3” and the small 2’x2’x3” slabs are used. The estimated compressive strength at 28 days and the elapsed time to reach 4000 psi are the average of the three TMM sensors in the large slab, and the small slabs estimates are the result of the single TMM sensor in the middle of the slab.

Table 4.22: Mix C 32°F maturity summary

Red 32 Degrees			
Cylinders used to Calibrate Maturity Curve	4x8	6x12	Insulated 4x8
Best Fit Maturity Equation, $M=$	$-7472 + 1579.6 \cdot \ln(\text{TTF})$	$-7896 + 1618.5 \cdot \ln(\text{TTF})$	$-8222 + 1631.3 \cdot \ln(\text{TTF})$
R^2	0.92	0.91	0.92
Estimated Compressive Strength of Placed Small Concrete Slab at 28 Days (psi)	8063	8022	7822
Delta (psi)	-	41	241
Standard Deviation	129		
Elapsed Time to Reach 4000 psi Compression Strength in Small Slab (hrs)	37.3	42.3	50.0
Delta (hrs)	-	5.0	12.7
Standard Deviation	6.4		

Table 4.23: Mix C 50°F maturity summary

Red 50 Degrees			
Cylinders used to Calibrate Maturity Curve	4x8	6x12	Insulated 4x8
Best Fit Maturity Equation, $M=$	1376 $+311.4*\ln(\text{TTF})$	1294 $+319.6*\ln(\text{TTF})$	1201 $+372.2*\ln(\text{TTF})$
R^2	0.3	0.31	0.29
Estimated Compressive Strength of Placed Small Concrete Slab at 28 Days (psi)	4656	4661	4648
Delta (psi)	-	-5	-8
Standard Deviation	7		
Elapsed Time to Reach 4000 psi Compression Strength in Small Slab (hrs)	78.0	80.3	86.3
Delta (hrs)	-	2.3	8.3
Standard Deviation	4.3		
Best Fit Maturity Equation, $M=$	1376 $+311.4*\ln(\text{TTF})$	1294 $+319.6*\ln(\text{TTF})$	1201 $+372.2*\ln(\text{TTF})$
R^2	0.3	0.31	0.29
Estimated Compressive Strength of Placed Large Concrete Slab at 28 Days (psi)	4647	4593	4639
Delta (psi)	-	54	-8
Standard Deviation	29		
Elapsed Time to Reach 4000 psi Compression Strength in Large Slab (hrs)	78.6	80.8	87.4
Delta (hrs)	-	2.2	8.8
Standard Deviation	4.6		

Table 4.24: Mix C 70°F maturity summary

Green 70 Degrees			
Cylinders used to Calibrate Maturity Curve	4x8	6x12	Insulated 4x8
Best Fit Maturity Equation, $M=$	-5805 +1297*ln(TTF)	-6110 +1318.6*ln(TTF)	-6210 +1325.5*ln(TTF)
R^2	0.95	0.95	0.95
Estimated Compressive Strength of Placed Small Concrete Slab at 28 Days (psi)	7751	7672	7644
Delta (psi)	-	79	107
Standard Deviation	55		
Elapsed Time to Reach 4000 psi Compression Strength in Small Slab (hrs)	33.1	37.3	38.9
Delta (hrs)	-	4.2	5.8
Standard Deviation	3.0		

Table 4.25: Mix C 90°F maturity summary

Green 90 Degrees			
Cylinders used to Calibrate Maturity Curve	4x8	6x12	Insulated 4x8
Best Fit Maturity Equation, $M=$	579 +424.9*ln(TTF)	508 +431.4*ln(TTF)	439 +440.8*ln(TTF)
R ²	0.56	0.56	0.59
Estimated Compressive Strength of Placed Small Concrete Slab at 28 Days (psi)	5213	5214	5247
Delta (psi)	-	1	-34
Standard Deviation	19		
Elapsed Time to Reach 4000 psi Compression Strength in Small Slab (hrs)	44.8	46.5	45.8
Delta (hrs)	-	1.8	1.0
Standard Deviation	0.9		
Best Fit Maturity Equation, $M=$	579 +424.9*ln(TTF)	508 +431.4*ln(TTF)	439 +440.8*ln(TTF)
R ²	0.56	0.56	0.59
Estimated Compressive Strength of Placed Large Concrete Slab at 28 Days (psi)	5184	5185	5217
Delta (psi)	-	1	33
Standard Deviation	19		
Elapsed Time to Reach 4000 psi Compression Strength in Large Slab (hrs)	46.8	48.7	47.9
Delta (hrs)	-	1.9	1.1
Standard Deviation	1.0		

All maturity curves used a datum temperature of 14°F, as this is the default in the COMMAND Center 2 software (*COMMAND Center 2*). The maturity curves for each group, accompanying TMM sensor data, and a detail of TMM sensor locations are presented in Appendix A.

5.0 DATA EVALUATION

5.1 Summary

In the following chapter, all the results from the experiment are analyzed and discussed. The viability of the maturity method as an acceptable testing method for rapid-setting CSA concretes is determined based on the data from Chapter 4. The experiment performed provides useful information regarding the hydration process of rapid-setting CSA concretes at varying ambient temperatures.

5.2 Concrete Maturity

5.2.1 Round One Results

In the first round of testing, 32 and 70°F respectively, only the 2'x2'x9" and 2'x2'x3" (in the case of Mix C, which is only placed in a 3-inch layer for bridge deck replacement) are used. Maturity curves are calibrated based on the average of the three tested compression strengths at each interval. Since water and/or the admixtures froze at the time of the pour due to the ambient temperature at 28°F, Mixes A, B, and C did not reach 4000 psi in four hours (4x4 standard requirement). The absence of free water, not frozen, inhibited the hydration process of the reaction. For Mix A, the yellow 70°F group hydrated faster than its counterpart white 32°F. Mix B had the opposite effect where the blue 32°F group hydrated faster than the orange 70°F group. Mix C followed Mix A and the green 70°F group hydrated faster than the red 32°F group.

Using the 4"x8" cylinders for the maturity curve, for Mixes A, B, and C, over the temperatures of 32 and 70°F respectively, hydration is reached at the earliest age, which in turn signifies that they meet 4000 psi compressive strength faster than the estimates provided by the maturity curves generated by the 6"x12" and the insulated 4"x8" cylinders. This method also has the highest predicted compressive strength.

It is determined that the thin plastic wall of the 4x8 cylinders is the leading contributor to the earliest hydration of the first round. These cylinders have less mass than the 6x12 cylinders and are able to reach an equilibrium temperature with the rising and falling outside temperatures and the temperature inside the SMASH Lab to re-regulate after closing the door faster. This

allowed any remaining frozen water to thaw and react with the CSA within the mixture. The thin walls of the 6x12 cylinders are also the cause for the second fastest hydration rate. Although the 6x12 cylinders have more mass than the 4x8 cylinders they reached hydration at a faster rate than the 4x8 insulated cylinders in all cases but the White 32°F group. However, the data from the White 32°F group using the 6x12 cylinders is not considered reliable due to a failing TMM sensor in the second 6x12 cylinder. The temperature plot of the failed TMM sensor W6-2 for the White 32°F group is shown in Figure 5-1. The addition of the insulation delayed the mass of concrete to reach a temperature to thaw any frozen water over the 6x12 cylinders which in turn resulted in the slowest hydration rate.

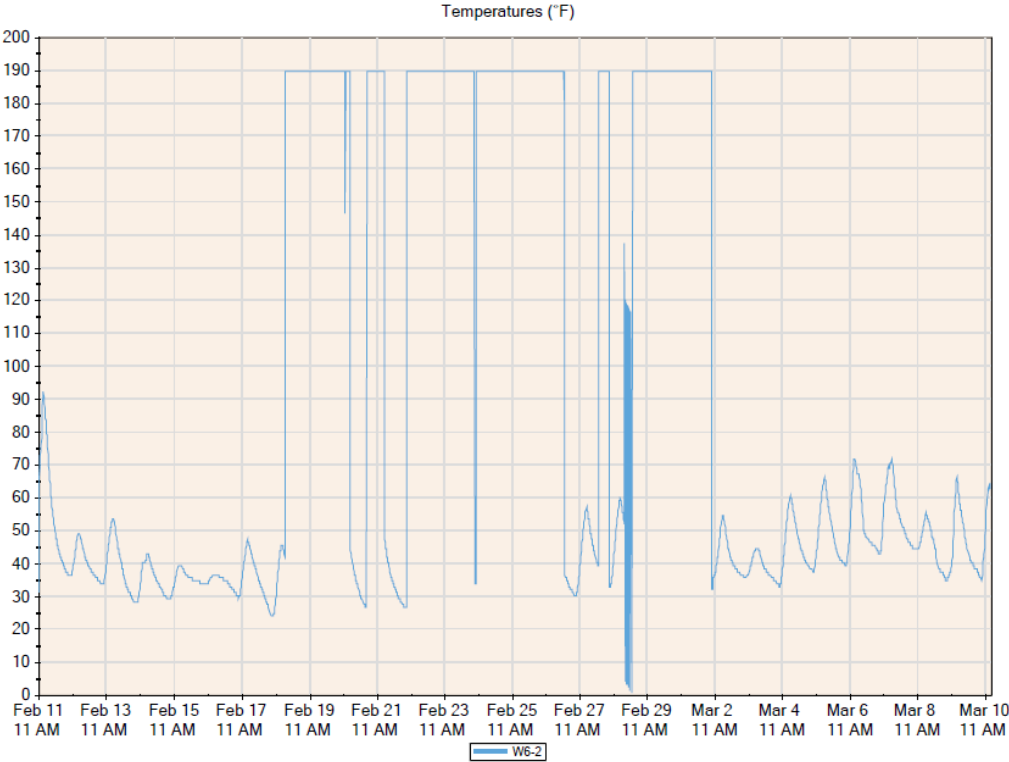


Figure 5.1: Temperature plot of failed W6-2 TMM sensor

By using the estimates of compressive strength provided by each of the maturity curves generated, the slab strength is compared to the results of the average of the 4”x8” cylinders compression test at 28-day strength. In almost all cases, the estimated compressive strength is higher than the actual strength of the cylinders. The estimated strengths range from a 13.1 to -0.7 percent difference over the actual compressive strength. With the general trend that the estimate provided by the maturity curve of the 4x8 cylinders having the highest compressive strength

value, then followed by the 6x12, and lastly the insulated 4x8 cylinders. The comparison of the estimated compressive strength vs. the actual strength is shown in Table 5-1.

Table 5.1: Round one strength estimates

Round One Mixes		Cylinders Used to Calibrate Maturity Curve	Estimated Compressive Strength of Small Slab at 28 Days	Average Compressive Strength of 4x8 Cylinders at 28 Days	Percent Difference (%)
Mix A	White 32°F	4x8	6397	5688	112.5
		6x12	5650		99.3
		Insulated 4x8	6171		108.5
	Yellow 70 °F	4x8	6590	6145	107.2
		6x12	6554		106.7
		Insulated 4x8	6560		106.8
Mix B	Blue 32°F	4x8	7015	6205	113.1
		6x12	6996		112.7
		Insulated 4x8	6818		109.9
	Orange 70°F	4x8	6074	5781	105.1
		6x12	6068		105.0
		Insulated 4x8	6052		104.7
Mix C	Red 32°F	4x8	8063	7114	113.3
		6x12	8022		112.8
		Insulated 4x8	7822		110.0
	Green 70°F	4x8	7751	7668	101.1
		6x12	7672		100.1
		Insulated 4x8	7644		99.7

5.2.2 Round Two Results

In the second round of testing, 50 and 90°F respectively, the 5’x5’x9” and the 2’x2’x9” (5’x5’x3” and 2’x2’x3” in the case of Mix C) are used. From the maturity curves generated for each mix, three of the six groups tested in round two meet the 4x4 requirement. Mix A, which contains no delaying agent, is estimated to reach 4000 psi compressive strength at ages of 0.75 to 1.25 hours over the 50 and 90°F groups. Mix B, which contains a delaying agent, is estimated to reach 4000 psi compressive strength at ages of 2.0 to 2.5 hours for the 50°F group and in between 4.5 to 5.5 hours for the 90°F group. Mix C, which is only poured in a 3-inch layer, did

not reach 4000 psi compressive strength until ages of 78.0 to 87.4 hours for the 50°F group and 44.75 to 47.9 hours for the 90°F group. Except for Mix C, the mixes reached hydration faster at the ambient temperature of 50°F rather than the hotter 90°F.

The slower hydration rate of Mix C has been attributed to a loss of water content. Having only a 3-inch layer of concrete, the amount of water present in the mixture is less than Mixes A and B. Due to the rapid heat gain it is estimated that the free water, water that has not reacted with the CSA in the mixture yet, evaporated before it could fully hydrate the mixture.

Using the 4"x8" cylinders for the maturity curve, for Mixes A, B, and C, over the temperatures of 50 and 90°F respectively, hydration is reached at the earliest age. Which in turn signifies that they meet 4000 psi compressive strength faster than the estimates provided by the maturity curves generated by the 6"x12" and the insulated 4"x8" cylinders.

By using the estimates of compressive strength provided by each of the maturity curves generated, the slab strength is compared to the results of the average of the 4"x8" cylinders compression test at 28-day strength. In almost all cases, the estimated compressive strength is higher than the actual strength of the cylinders. The estimated strengths range from an 11.0 to a -9.8 percent difference over the actual compressive strength. With the general trend that the estimate provided by the maturity curve of the insulated 4"x8" cylinders having the highest compressive strength value, then followed by the 6"x12", and lastly the 4"x8" cylinders. The comparison of the estimated compressive strength vs. the actual strength is shown in Tables 5-2 and 5-3.

Table 5.2: Round two strength estimates of the small slab

Round One Mixes		Cylinders Used to Calibrate Maturity Curve	Estimated Compressive Strength of Small Slab at 28 Days	Average Compressive Strength of 4x8 Cylinders at 28 Days	Percent Difference (%)
Mix A	White 50°F	4x8	6925	6848	101.1
		6x12	6917		101.0
		Insulated 4x8	6955		101.6
	Yellow 90°F	4x8	7880	7801	101.0
		6x12	7895		101.2
		Insulated 4x8	7866		100.8
Mix B	Blue 50°F	4x8	7074	6957	101.7
		6x12	7068		101.6
		Insulated 4x8	7092		101.9
	Orange 90°F	4x8	6656	6092	109.3
		6x12	6660		109.3
		Insulated 4x8	6677		109.6
Mix C	Red 50°F	4x8	4656	5090	91.5
		6x12	4661		91.6
		Insulated 4x8	4648		91.3
	Green 90°F	4x8	5213	4727	110.3
		6x12	5214		110.3
		Insulated 4x8	5247		111.0

Table 5.3: Round two strength estimates of the large slab

Round One Mixes		Cylinders Used to Calibrate Maturity Curve	Estimated Compressive Strength of Large Slab at 28 Days	Average Compressive Strength of 4x8 Cylinders at 28 Days	Percent Difference (%)
Mix A	White 50°F	4x8	6933	6848	101.2
		6x12	6925		101.1
		Insulated 4x8	6964		101.7
	Yellow 90°F	4x8	7840	7801	100.5
		6x12	7854		100.7
		Insulated 4x8	7866		100.8
Mix B	Blue 50°F	4x8	7066	6957	101.6
		6x12	7061		101.5
		Insulated 4x8	7084		101.8
	Orange 90°F	4x8	6620	6092	108.7
		6x12	6624		108.7
		Insulated 4x8	6640		109.0
Mix C	Red 50°F	4x8	4647	5090	91.3
		6x12	4593		90.2
		Insulated 4x8	4639		91.1
	Green 90°F	4x8	5184	4727	109.7
		6x12	5185		109.7
		Insulated 4x8	5217		110.4

5.2.3 Analysis of Maturity Functions

To determine the most ideal method to monitor and predict the maturity of the concrete mixes tested in this study, a comparative analysis of the different experimental parameters is carried out. The maturity of the concrete under these experimental parameters (different mixes (3), different ambient temperatures (4), sensors in different locations in replica pavement repair slabs and sensors in different types of reference cylinders) was compared to a standard control maturity curve shown in Equation 5-1. The results from the analyses are delineated below.

$$Str = 463.1Ln(TTF) + 2411 \quad (5-1)$$

Where: Str is the strength of the cured concrete and TTF is the time-temperature factor. Data on the compressive strength and corresponding time-temperature factors (TTF) were collected off the sensors and used in developing maturity functions relating these two parameters.

5.2.3.1 Mix A

To analyze the developed maturity functions, all the functions developed for samples cured at the same ambient temperature were plotted together. Also, the maturity function for the control design mix was plotted alongside these experimentally obtained maturity functions to allow for a determination of conditions under which the ideal maturity conditions as exemplified by the control mix can be realized. The plotted maturity curves and the plot for the control mix are shown in Figures 5.2 to 5.5 for the different ambient temperatures.

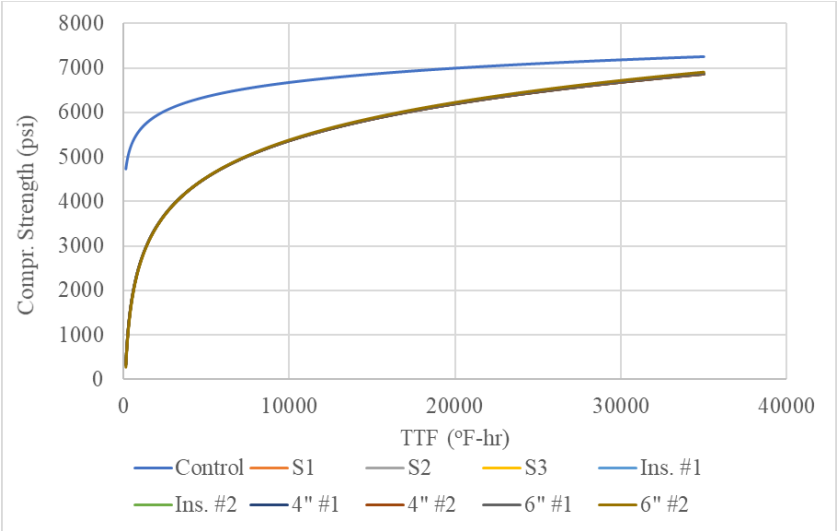


Figure 5.2: Maturity curves for different experimental setups and control mix at 32°F (Mix A)

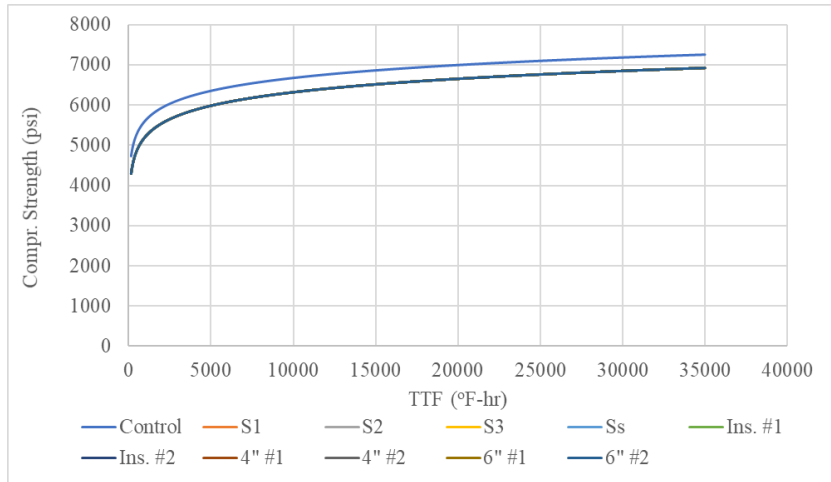


Figure 5.3: Maturity curves for different experimental setups and control mix at 50°F (Mix A)

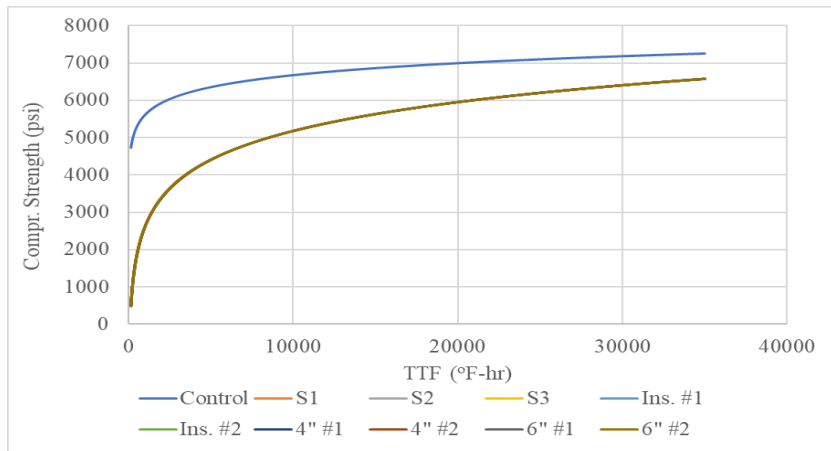
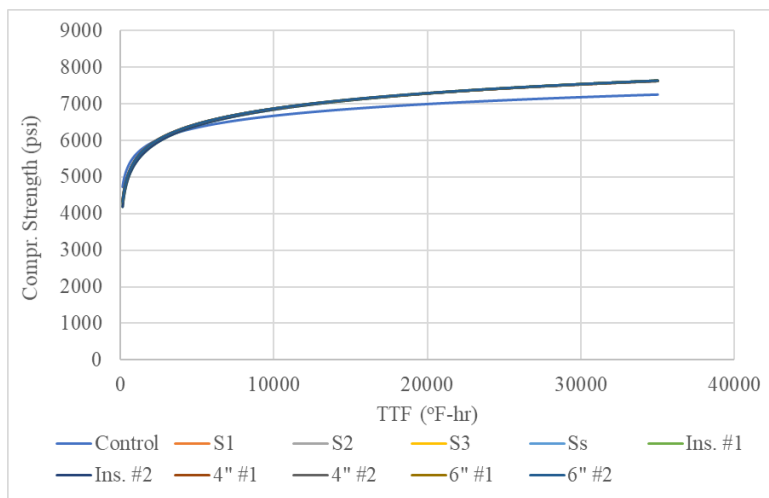


Figure 5.4: Maturity curves for different experimental setups and control mix at 70°F (Mix A)

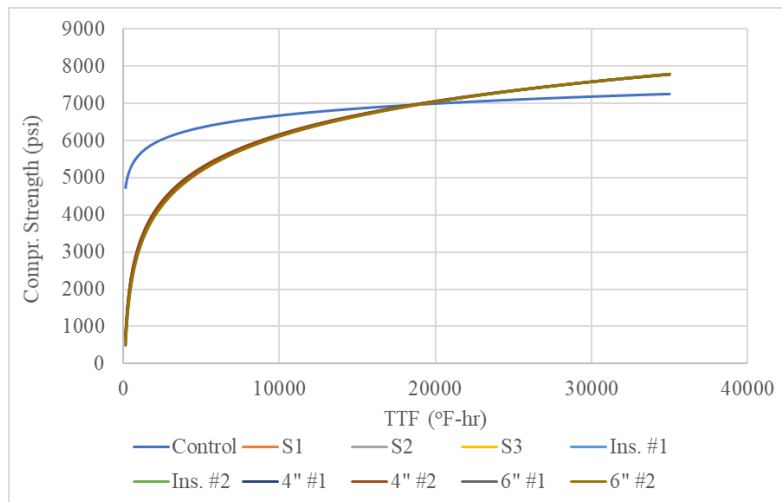


**Figure 5.5: Maturity curves for different experimental setups and control mix at 90°F
(Mix A)**

From the figures, it can be deduced that the maturity of the concrete mixes closely mirror each other irrespective of the casting conditions. They, however, differ significantly with temperature changes. The maturity of the samples cast at 90°F seems to most closely mirror the control maturity plot.

5.2.3.2 Mix B

A similar analysis was carried out on the maturity data collected on samples designed using the mix design denoted as mix B. Figures 5.6 through 5.9 show the plots of the maturity functions for the samples created under the different experimental conditions.



**Figure 5.6: Maturity curves for different experimental setups and control mix at 32°F
(Mix B)**

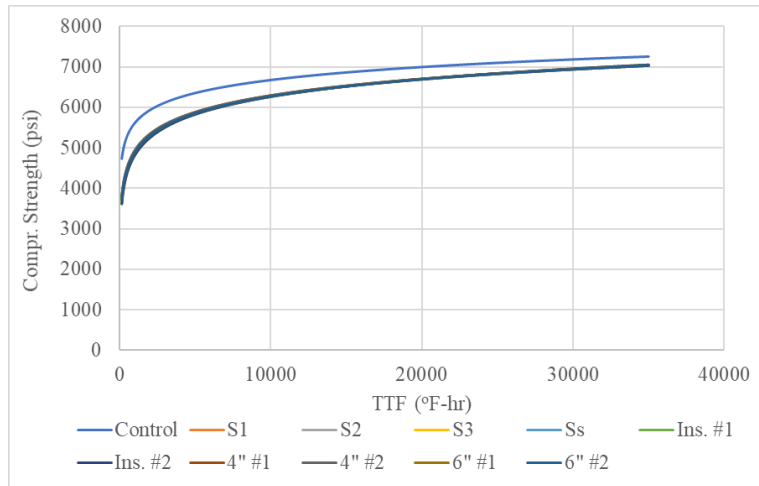


Figure 5.7: Maturity curves for different experimental setups and control mix at 50°F (Mix B)

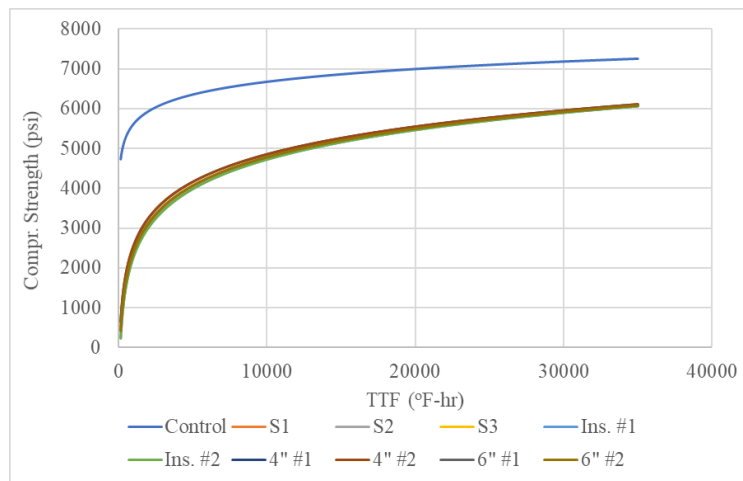


Figure 5.8: Maturity curves for different experimental setups and control mix at 70°F (Mix B)

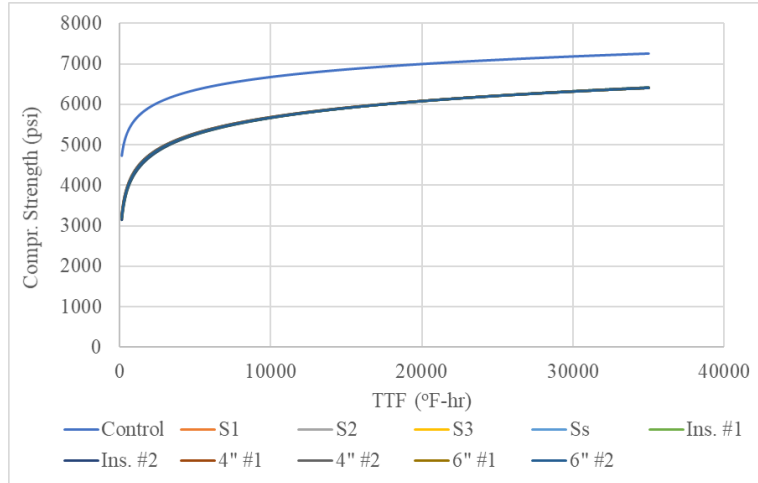


Figure 5.9: Maturity curves for different experimental setups and control mix at 90°F (Mix B)

Similar to the observations from the previous mix design (Mix A), the maturity functions obtained from the different experimental parameters closely resemble each other, generally almost equal. In addition, there is significant variation in the trend of the maturity function at different ambient temperatures, again suggesting that the ambient temperature plays an important role in the maturity of the concrete. There is also some variation between the maturity functions and the control function. This variation visually seems minimal at 50°F, indicating that this ambient temperature may be best for replicating the performance of the control mix when using design mix B.

5.2.3.3 Mix C

A third set of maturity data collected using the third mix design (Mix C) was also analyzed in a similar fashion. Figures 5.10 through 5.13 show the plots of the maturity functions for the samples created under the different experimental parameters enumerated.

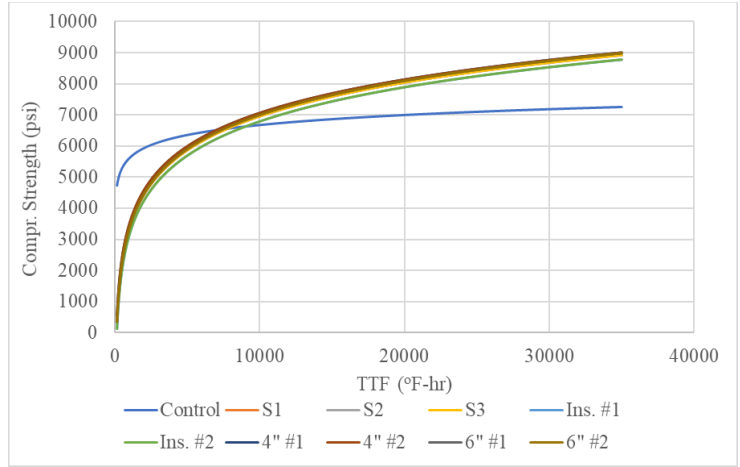


Figure 5.10: Maturity curves for different experimental setups and control mix at 32°F (Mix C)

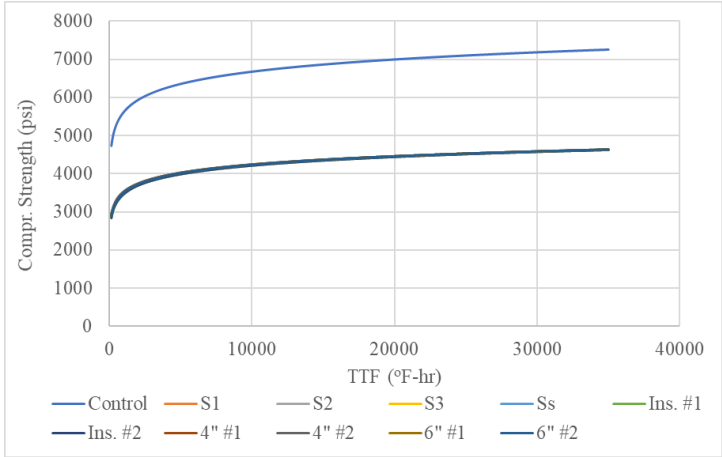


Figure 5.11: Maturity curves for different experimental setups and control mix at 50°F (Mix C)

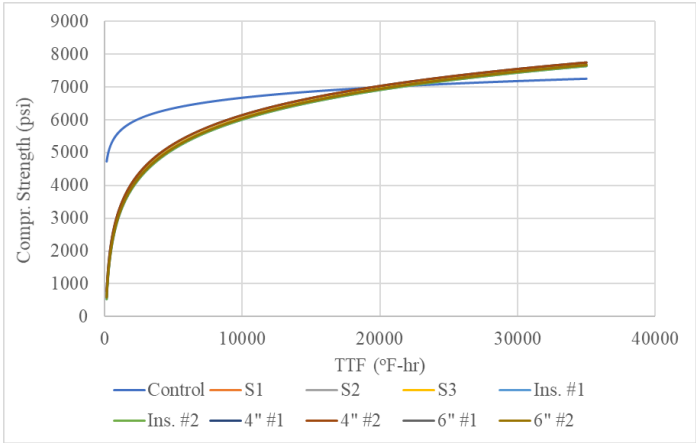


Figure 5.12: Maturity curves for different experimental setups and control mix at 70°F (Mix C)

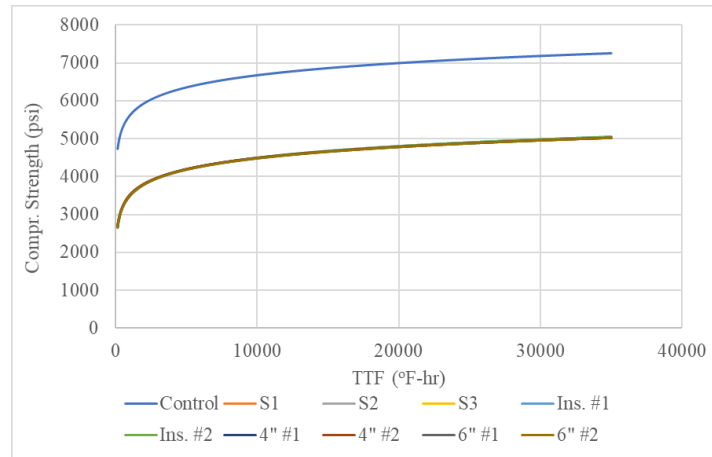


Figure 5.13: Maturity curves for different experimental setups and control mix at 90°F (Mix C)

Similar to previous design mixes, it can be observed that there is some variation in the pattern of the maturity functions at the different experimental temperatures. This again reinforces the importance of environmental temperature in the curing behavior of the different design mixes. In addition, at a particular temperature, the maturity behavior of the different parameters quite closely mirror each other with very minimal variation. They all, however, vary significantly from the control maturity function.

It can also be noted that across all three design mixes, there is a visual similarity in the trends of the maturity functions at 32°F and 70°F as well as those at 50°F and 90°F. This can be attributed to samples at each pair of temperatures being cast at the same time and the other pair at a different time leading to possible variations in the constitution of presumably identical design mixes.

Although visual observations have been made as to the variation of the different maturity functions from the control, it is necessary to quantify these variations so as to better determine what parameters would best be utilized in order to closely replicate the control.

To quantify the propinquity of the maturity functions to that of the control, the Hausdorff distance measurement is used (Nutanong et al.; Taha and Hanbury). Developed for measuring relative distances between vectors or functions, the Hausdorff distance characterizes the relationship between two sets of data by measuring the maximum distance of one set to the nearest point of the other set. The results from using this method to compute the difference between the

control maturity function and the maturity functions for the different experimental conditions are shown in Tables 5.4 to 5.6.

Table 5.4: Hausdorff distances between the control and experimental maturity functions

Mix A				
	32°	50°	70°	90°
S1	4397.578	439.1896	4248.435	444.0000264
S2	4401.065	439.1896	4253.323	443.3494946
S3	4402.063	439.1896	4251.131	443.3494946
Ss	-	439.1896	-	443.3494946
Ins. #1	4386.01	439.1896	4242.846	544.8404047
Ins. #2	4394.886	439.1896	4243.443	544.8404047
4" #1	4397.186	439.1896	4232.768	377.7442409
4" #2	4395.393	439.1896	4227.382	377.7442409
6" #1	4414.133	439.1896	4232.368	407.4139445
6" #2	4457.782	439.1896	4211.615	407.4139445

Table 5.5: Hausdorff distances between the control and experimental maturity functions

Mix B				
	32°	50°	70°	90°
S1	4081.615	1015.42044	4292.81448	1522.93782
S2	4091.586	1015.42044	4291.31874	1522.93782
S3	4090.093	1015.42044	4294.51236	1522.93782
Ss	-	1015.42044	-	1522.93782
Ins. #1	4096.28	1116.149226	4497.35608	1584.853071
Ins. #2	4103.166	1116.149226	4502.24438	1584.853071
4" #1	3985.998	926.8794325	4086.66226	1463.75002
4" #2	3998.463	926.8794325	4079.08034	1463.75002
6" #1	4238.987	1003.232663	4312.6762	1520.20037
6" #2	4236.587	1003.232663	4313.67407	1520.20037

Table 5.6: Hausdorff distances between the control and experimental maturity functions

Mix C				
	32°	50°	70°	90°
S1	4376.613967	2624.45721	4102.755689	2223.72117
S2	4379.003332	2624.45721	4104.750372	2223.72117
S3	4380.101205	2624.45721	4103.356753	2223.72117
Ss	-	2625.00352	-	-
Ins. #1	4599.561882	2631.93111	4203.048273	2205.30257
Ins. #2	4604.495823	2631.93111	4199.855718	2205.30257
4" #1	4171.945816	2622.7713	3960.308838	2231.80444
4" #2	4163.671341	2622.7713	3957.115219	2231.80444
6" #1	4380.886344	2618.97385	4142.408894	2234.15111
6" #2	4383.377835	2618.97385	4145.901449	2234.15111

From Tables 5.4 to 5.6, it can be deduced that similar to the visual observation, the maturity functions developed off the experiments at 90°F using Mix A most closely correlate with the control maturity function. In addition, the 4"x8" cylinders were the closest match to the control. Thus, to best match the control maturity function, sensors in a cylinder left to cure at 90°F using mix A would be best. Similar design parameters would work best for mix C but an ambient temperature of 50°F would best replicate the control maturity function using mix B. It must be noted that the Hausdorff distance gives relative distances between the functions and as such the quantified output does not correlate to any particular scale. Thus, while we can use the output to say which is relatively identical to the control, we cannot use the output values to define just how identical both are.

Also, from the Hausdorff distances, it can be observed that there is relatively little difference in the maturity functions with changes in the sensor locations for the slab specimens. As such, while a central location in the slab may be optimal, in situations where this location cannot be used, a location off center could prove adequate for collecting the maturity data.

Due to uncontrollable factors, it may be near impossible to exactly create experimental or field conditions that will accurately match the conditions from which the control maturity function

was derived. As such, when using one of the approaches utilized in this study to collect maturity data, it may become necessary to correct the data to reflect the behavior of the control maturity function. In order to achieve this, correction functions need to be applied to the resulting strength values obtained from the maturity functions so as to have them reflect those expected from the control. Correction functions have been developed for each of the parameters used in this study. These correction functions were developed by plotting the resulting strength values of each maturity function against those from the control function. A regression equation was developed for the plotted fit and this is used as the correction function, allowing for collected experimental values to be corrected to fit the control function. Tables 5.7 to 5.9 below show the correction functions.

Table 5.7: Correction functions for the different experiment parameters

Mix A		
32°		
	Correction Function	R ²
S1	$(0.38637 * Str) + 4602.4374$	1
S2	$(0.38598 * Str) + 4603.9124$	1
S3	$(0.38592 * Str) + 4604.3188$	1
Ins. #1	$(0.38734 * Str) + 4597.633$	1
Ins. #2	$(0.38663 * Str) + 4601.3107$	1
4" #1	$(0.38663 * Str) + 4602.1999$	1
4" #2	$(0.38682 * Str) + 4601.4413$	1
6" #1	$(0.38502 * Str) + 4609.2619$	1
6" #2	$(0.38053 * Str) + 4627.2969$	1
50°		
	Correction Function	R ²
S1	$(0.95904 * Str) + 615.0106$	1
S2	$(0.95904 * Str) + 615.0106$	1
S3	$(0.95904 * Str) + 615.0106$	1
Ss	$(0.95904 * Str) + 615.0106$	1
Ins. #1	$(0.95904 * Str) + 615.0106$	1

Ins. #2	$(0.95904 * \text{Str}) + 615.0106$	1
4" #1	$(0.95904 * \text{Str}) + 615.0106$	1
4" #2	$(0.95904 * \text{Str}) + 615.0106$	1
6" #1	$(0.95904 * \text{Str}) + 615.0106$	1
6" #2	$(0.95904 * \text{Str}) + 615.0106$	1
70°		
	Correction Function	R ²
S1	$(0.41422 * \text{Str}) + 4531.3601$	1
S2	$(0.41381 * \text{Str}) + 4533.5796$	1
S3	$(0.41407 * \text{Str}) + 4532.5479$	1
Ins. #1	$(0.41459 * \text{Str}) + 4528.8637$	1
Ins. #2	$(0.41452 * \text{Str}) + 4529.1478$	1
4" #1	$(0.41537 * \text{Str}) + 4524.2961$	1
4" #2	$(0.41586 * \text{Str}) + 4521.8145$	1
6" #1	$(0.41537 * \text{Str}) + 4524.13$	1
6" #2	$(0.41702 * \text{Str}) + 4514.6542$	1
90°		
	Correction Function	R ²
S1	$(0.7548 * \text{Str}) + 1495.2766$	1
S2	$(0.75474 * \text{Str}) + 1495.0493$	1
S3	$(0.75474 * \text{Str}) + 1495.0493$	1
Ss	$(0.75474 * \text{Str}) + 1495.0493$	1
Ins. #1	$(0.73131 * \text{Str}) + 1669.7475$	1
Ins. #2	$(0.73131 * \text{Str}) + 1669.7475$	1
4" #1	$(0.77186 * \text{Str}) + 1370.9971$	1
4" #2	$(0.77186 * \text{Str}) + 1370.9971$	1
6" #1	$(0.76227 * \text{Str}) + 1435.3746$	1
6" #2	$(0.76227 * \text{Str}) + 1435.3746$	1

Table 5.8: Correction functions for the different experiment parameters

Mix B		
32°		
	Correction Function	R ²
S1	$(0.35408 * \text{Str}) + 4501.3411$	1
S2	$(0.35332 * \text{Str}) + 4505.3554$	1
S3	$(0.35351 * \text{Str}) + 4504.7069$	1
Ins. #1	$(0.35319 * \text{Str}) + 4507.0997$	1
Ins. #2	$(0.35284 * \text{Str}) + 4509.7516$	1
4" #1	$(0.3588 * \text{Str}) + 4463.9678$	1
4" #2	$(0.35788 * \text{Str}) + 4469.1109$	1
6" #1	$(0.34591 * \text{Str}) + 4561.0874$	1
6" #2	$(0.34591 * \text{Str}) + 4560.2572$	1
50°		
	Correction Function	R ²
S1	$(0.7595 * \text{Str}) + 1909.1045$	1
S2	$(0.7595 * \text{Str}) + 1909.1045$	1
S3	$(0.7595 * \text{Str}) + 1909.1045$	1
Ss	$(0.7595 * \text{Str}) + 1909.1045$	1
Ins. #1	$(0.73445 * \text{Str}) + 2076.1864$	1
Ins. #2	$(0.73445 * \text{Str}) + 2076.1864$	1
4" #1	$(0.78106 * \text{Str}) + 1759.8357$	1
4" #2	$(0.78106 * \text{Str}) + 1759.8357$	1
6" #1	$(0.76448 * \text{Str}) + 1881.2907$	1
6" #2	$(0.76448 * \text{Str}) + 1881.2907$	1
70°		
	Correction Function	R ²
S1	$(0.44731 * \text{Str}) + 4535.2303$	1
S2	$(0.44748 * \text{Str}) + 4534.4851$	1
S3	$(0.44722 * \text{Str}) + 4536.0275$	1

Ins. #1	$(0.43321 * \text{Str}) + 4630.0244$	1
Ins. #2	$(0.43276 * \text{Str}) + 4632.2442$	1
4" #1	$(0.4619 * \text{Str}) + 4433.6098$	1
4" #2	$(0.46268 * \text{Str}) + 4429.5959$	1
6" #1	$(0.44576 * \text{Str}) + 4544.7637$	1
6" #2	$(0.44567 * \text{Str}) + 4545.2443$	1
90°		
	Correction Function	R ²
S1	$(0.78836 * \text{Str}) + 2201.9735$	1
S2	$(0.78836 * \text{Str}) + 2201.9735$	1
S3	$(0.78836 * \text{Str}) + 2201.9735$	1
Ss	$(0.78836 * \text{Str}) + 2201.9735$	1
Ins. #1	$(0.77172 * \text{Str}) + 2303.1602$	1
Ins. #2	$(0.77172 * \text{Str}) + 2303.1602$	1
4" #1	$(0.80409 * \text{Str}) + 2103.9177$	1
4" #2	$(0.80409 * \text{Str}) + 2103.9177$	1
6" #1	$(0.78995 * \text{Str}) + 2194.7197$	1
6" #2	$(0.78995 * \text{Str}) + 2194.7197$	1

Table 5.9: Correction functions for the different experiment parameters

Mix C		
32°		
	Correction Function	R ²
S1	$(0.29472 * \text{Str}) + 4626.8538$	1
S2	$(0.29454 * \text{Str}) + 4627.624$	1
S3	$(0.2945 * \text{Str}) + 4627.9606$	1
Ins. #1	$(0.29207 * \text{Str}) + 4692.9124$	1
Ins. #2	$(0.29179 * \text{Str}) + 4694.3887$	1
4" #1	$(0.29887 * \text{Str}) + 4564.2133$	1
4" #2	$(0.29933 * \text{Str}) + 4561.477$	1

6" #1	$(0.29249 * \text{Str}) + 4628.896$	1
6" #2	$(0.29234 * \text{Str}) + 4629.6761$	1
50°		
	Correction Function	R ²
S1	$(1.45 * \text{Str}) + 540.069$	1
S2	$(1.45 * \text{Str}) + 540.069$	1
S3	$(1.45 * \text{Str}) + 540.069$	1
Ss	$(1.4505 * \text{Str}) + 538.7578$	1
Ins. #1	$(1.4153 * \text{Str}) + 711.3674$	1
Ins. #2	$(1.4153 * \text{Str}) + 711.3674$	1
4" #1	$(1.4873 * \text{Str}) + 364.5609$	1
4" #2	$(1.4873 * \text{Str}) + 364.5609$	1
6" #1	$(1.4492 * \text{Str}) + 535.9058$	1
6" #2	$(1.4492 * \text{Str}) + 535.9058$	1
70°		
	Correction Function	R ²
S1	$(0.35769 * \text{Str}) + 4506.557$	1
S2	$(0.35755 * \text{Str}) + 4507.357$	1
S3	$(0.35772 * \text{Str}) + 4506.7547$	1
Ins. #1	$(0.35492 * \text{Str}) + 4543.8935$	1
Ins. #2	$(0.35511 * \text{Str}) + 4542.6591$	1
4" #1	$(0.36171 * \text{Str}) + 4452.5031$	1
4" #2	$(0.36188 * \text{Str}) + 4451.2166$	1
6" #1	$(0.35648 * \text{Str}) + 4521.4541$	1
6" #2	$(0.35629 * \text{Str}) + 4522.8115$	1
90°		
	Correction Function	R ²
S1	$(1.0711 * \text{Str}) + 1866.0272$	1
S2	$(1.0711 * \text{Str}) + 1866.0272$	1
S3	$(1.0711 * \text{Str}) + 1866.0272$	1

Ins. #1	$(1.0506 * \text{Str}) + 1949.8856$	1
Ins. #2	$(1.0506 * \text{Str}) + 1949.8856$	1
4" #1	$(1.09 * \text{Str}) + 1779.6833$	1
4" #2	$(1.09 * \text{Str}) + 1779.6833$	1
6" #1	$(1.0734 * \text{Str}) + 1865.3531$	1
6" #2	$(1.0734 * \text{Str}) + 1865.3531$	1

5.2.4 Combined Observations

The actual compressive strength at 28 days for Mixes A and C are higher at the higher ambient curing temperature in both rounds of testing. For Mix B the opposite is true, the lower ambient temperature had a higher actual compressive strength. Mix B includes a retarding admixture. Two hypotheses have been formed to explain this. First, the higher curing temperature and the admixture combine to delay the formation of ettringite. And the delay in the formation of ettringite is sufficient to allow for more of the water to react with other components within the CSA cement, thus leaving the remaining water insufficient to fully hydrate the ettringite once the reaction starts. Or second, the higher ambient temperature with the retarding admixture is inhibiting complete nucleation of the ettringite. This is consistent with the observations made by Zajac (Zajac et al.), however more research in this area is needed to form a more fully accurate interpretation.

Only three of the twelve conducted tests are able to meet the 4x4 requirement. And one of the mixtures is just outside of the 4-hr window. In the first round of testing, all six of the mixes failed to reach sufficient strength until much later ages due to the loss of free water needed to fully hydrate the CSA. This water had frozen and is unable to react in the hydration process due to the below-freezing ambient temperature at the time of the pour. The specimens are able to hydrate at later ages based on the rate of thaw within the specimen. In the second round of testing, Mix A and the 50°F group of Mix B are able to meet the 4x4 requirement. And Mix B at 90°F group is just outside the target time at 4.5 to 5.5 hours depending on the maturity curve used to estimate the time. This slightly delayed time with the highest temperature of Mix B, 90°F, may have to do with the fact that it had lower compressive strength than the lower temperature of the same group as explained above. As for Mix C in the second round, it is

determined that the layer thickness of 3” is to blame for the delayed strength gain. The smaller volume of concrete coupled with rapid heat gain caused too much of the available water to evaporate and delayed the formation of ettringite.

This experiment also looked at three types of concrete cylinder molds for the reference cylinders used in the maturity method. By examining the coefficient of determination (R^2) for each of the maturity curves generated, each R^2 is generally within .01 percent within that mixture’s temperature regardless of the reference cylinder used. However, the standard 4”x8” cylinder molds lead to the earliest predicted age at which 4000 psi is achieved, followed generally by the 6”x12” then the 4”x8” insulated cylinders. The thin walls and smaller volume of the 4x8 cylinders is the preferred type of reference cylinder. This is due to the fact that it replicates the in-situ field curing the best.

6.0 CONCLUSIONS

The maturity method is a nondestructive test method used to determine whether a concrete mixture has reached a certain strength requirement within a given time frame. Due to advances in datalogging technology, the maturity method can be used to show real-time estimates of the concrete's compressive strength. The maturity method has become an increasingly popular test in rapid-setting highway pavement repair. With the real-time readouts of the estimated compressive strength, lane closures times can be drastically reduced without the need for lab verification. The research presented above shows that a modified version of the maturity method is viable with rapid-setting CSA concretes.

7.0 RECOMMENDATIONS AND IMPLEMENTATION

7.1 Recommendations

Some recommendations that can be gleaned from this study and its attendant conclusions are as listed below.

- Extra caution should be used when placing concrete below the ambient temperature of 40°F. The use of hot water in the mixture can ensure the cementitious material will fully hydrate at early ages, but the temperature of the water must be verified before and during placing the concrete. This is more critical when making smaller patch repairs than when pouring large slabs or plates. Larger pours allow for the combined heat effect of the hydration whereas in smaller patch pours, the surrounding concrete temperature can “freeze” the mix and inhibit hydration during curing.
- The standard 4”x8” concrete cylinder mold should be used as the reference cylinders in the maturity method.
- The maturity method should be conducted on test and verification mixtures at temperatures between 50 and 80°F to ensure there is no possibility of water freezing.
- The maturity method is viable at assessing the early-age strength of CSA concretes, but the estimated strengths at ages later than seven days are often overpredicted.
- Since the current standard for maturity testing does not accurately assess early hydration, a standardized testing method should be developed for rapid-setting cements.
- The owner should exercise caution when only the maturity method is used to verify strength and require verification testing on at least two cylinders at ages of 24 hours for acceptance.
- Since the current standard for the maturity method has limited testing over the first 24 hours, a modified version where more emphasis is focused on the first six

hours should be used in determining the maturity of the concrete until a standard for rapid-setting concretes is available.

- More research is needed to verify and set a standard datum temperature for CSA concretes to provide a more accurate maturity curve.

Three cylinders should be tested for compressive strength at each interval to account for any anomalies within early hydration ages.

REFERENCES

- ACI Committee 93. *ACI ITG-10R-18 Practitioner's Guide for Alternative Cements*.
www.concrete.org, 2018.
- Arjunan, P., et al. "Sulfoaluminate-Belite Cement from Low-Calcium Fly Ash and Sulfur-Rich and Other Industrial by-Products." *Cement and Concrete Research*, vol. 29, no. 8, Elsevier, 1999, pp. 1305–11.
- ASTM C1074. *Standard Practice for Estimating Concrete Strength by the Maturity Method*.
ASTM International, 2019.
- ASTM C192. *Standard Practice for Making and Curing Concrete Test Specimens in the Laboratory*. ASTM International, 2018.
- ASTM C31. *Standard Practice for Making and Curing Concrete Test Specimens in the Field*.
ASTM International, 2019.
- ASTM C39. *Standard Test Method for Compressive Strength of Cylindrical Concrete Specimens*. ASTM International, 2018.
- ASTM C617. *Standard Practice for Capping Cylindrical Concrete Specimens*. ASTM
International, 2015.
- Bernardo, Graziella, et al. "A Porosimetric Study of Calcium Sulfoaluminate Cement Pastes Cured at Early Ages." *Cement and Concrete Research*, vol. 36, no. 6, Elsevier, 2006, pp. 1042–47.
- Boubekeur, Toufik, et al. "Estimation of Mortars Compressive Strength at Different Curing Temperature by the Maturity Method." *Construction and Building Materials*, vol. 71, Elsevier, 2014, pp. 299–307.
- Burris, Lisa, et al. *Novel Alternative Cementitious Materials for Development of the Next Generation of Sustainable Transportation Infrastructure [Tech Brief]*. United States.
Federal Highway Administration, 2015.

- Chengju, Guo. "Maturity of Concrete: Method for Predicting Early-Stage Strength." *Materials Journal*, vol. 86, no. 4, 1989, pp. 341–53.
- COMMAND Center 2. 2.011.085, The Transtec Group, Inc., 2020.
- Dachtar, John. *Calcium Sulfoaluminate Cement as Binder for Structural Concrete*. University of Sheffield, 2004.
- Hargis, Craig W., et al. "Calcium Sulfoaluminate (Ye'elimate) Hydration in the Presence of Gypsum, Calcite, and Vaterite." *Cement and Concrete Research*, vol. 65, Elsevier, 2014, pp. 15–20.
- Kim, Taewan, and Kevin L. Rens. "Concrete Maturity Method Using Variable Temperature Curing for Normal-Strength Concrete Mixes. II: Theoretical Study." *Journal of Materials in Civil Engineering*, vol. 20, no. 12, American Society of Civil Engineers, 2008, pp. 735–41.
- . "Concrete Maturity Method Using Variable Temperature Curing for Normal and High-Strength Concrete. I: Experimental Study." *Journal of Materials in Civil Engineering*, vol. 20, no. 12, American Society of Civil Engineers, 2008, pp. 727–34.
- Kjellsen, Knut O., et al. "Pore Structure of Plain Cement Pastes Hydrated at Different Temperatures." *Cement and Concrete Research*, vol. 20, no. 6, Elsevier, 1990, pp. 927–33.
- Martínez-Ramírez, S., and Moisés Frías. "The Effect of Curing Temperature on White Cement Hydration." *Construction and Building Materials*, vol. 23, no. 3, Elsevier, 2009, pp. 1344–48.
- National Ready Mixed Concrete Association. "Concrete in Practice." *Concrete in Practice*, vol. 39, 2006.
- Nutanong, Sarana, et al. "An Incremental Hausdorff Distance Calculation Algorithm." *Proceedings of the VLDB Endowment*, vol. 4, no. 8, VLDB Endowment, 2011, pp. 506–17.
- Péra, J., and J. Ambroise. "New Applications of Calcium Sulfoaluminate Cement." *Cement and Concrete Research*, vol. 34, no. 4, Elsevier, 2004, pp. 671–76.

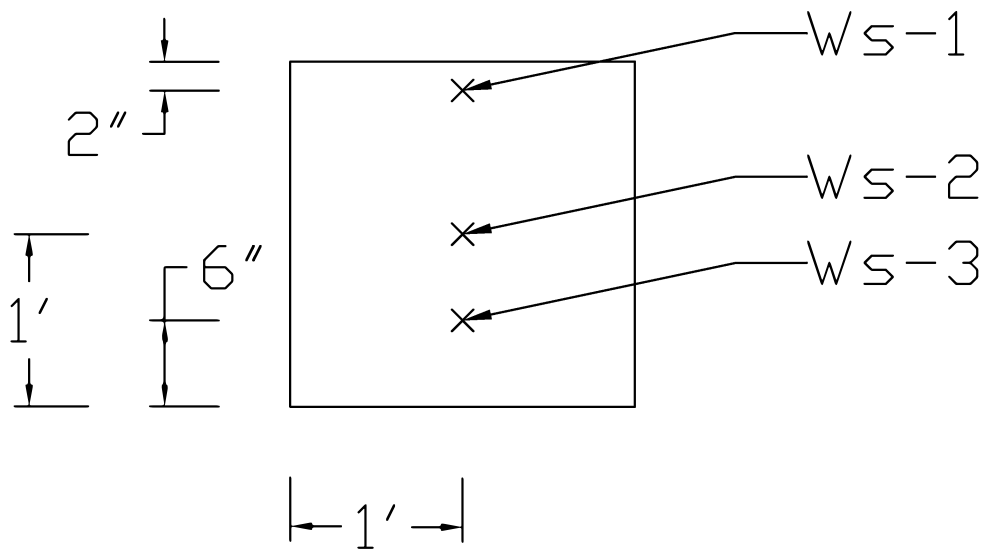
- Powers, Treval Clifford, and Theodore Lucius Brownyard. “Studies of the Physical Properties of Hardened Portland Cement Paste.” *Journal Proceedings*, vol. 43, no. 9, American Concrete Institute, 1946, pp. 101–32.
- Quillin, Keith. “Performance of Belite–Sulfoaluminate Cements.” *Cement and Concrete Research*, vol. 31, no. 9, Elsevier, 2001, pp. 1341–49.
- Smith, Kurt D. *Maturity Testing for Concrete Pavement Applications*. 2005.
- Su, Muzhen, et al. “Preliminary Study on the Durability of Sulfo/Ferro-Aluminate Cements.” *Proc. 10th Int. Congr. Chem. Cem., Goteborg, Sweden*, vol. 4, 1997, pp. 4iv029-12.
- Taha, Abdel Aziz, and Allan Hanbury. “An Efficient Algorithm for Calculating the Exact Hausdorff Distance.” *IEEE Transactions on Pattern Analysis and Machine Intelligence*, vol. 37, no. 11, IEEE, 2015, pp. 2153–63.
- Thomas, Robert J., et al. “Calcium Sulfoaluminate Cement.” *Concrete International*, vol. 40, no. 4, 2018, pp. 65–69.
- UCLA, Department of Materials Science and Engineering. *The Maturity Method Applied to Calcium Sulfoaluminate Concrete*. 2005.
- Xu, Linglin, et al. “Utilization of Flue Gas Desulfurization Gypsum for Producing Calcium Sulfoaluminate Cement.” *Journal of Cleaner Production*, vol. 161, Elsevier, 2017, pp. 803–11.
- Yikici, Tahsin Alper, and Hung-Liang Roger Chen. “Use of Maturity Method to Estimate Compressive Strength of Mass Concrete.” *Construction and Building Materials*, vol. 95, Elsevier, 2015, pp. 802–12.
- Zajac, Maciej, et al. “Effect of Retarders on the Early Hydration of Calcium-Sulpho-Aluminate (CSA) Type Cements.” *Cement and Concrete Research*, vol. 84, Elsevier, 2016, pp. 62–75.

APPENDIX A: MATURITY CURVES AND TEMPERATURE MATURITY METER
DATA

This appendix contains the graphs and data extracted from the maturity data for the different specimens prepared and experimented on.

Mix A - White 28 Degrees Group TMM Sensors Layout

Small 2'x2' Slab

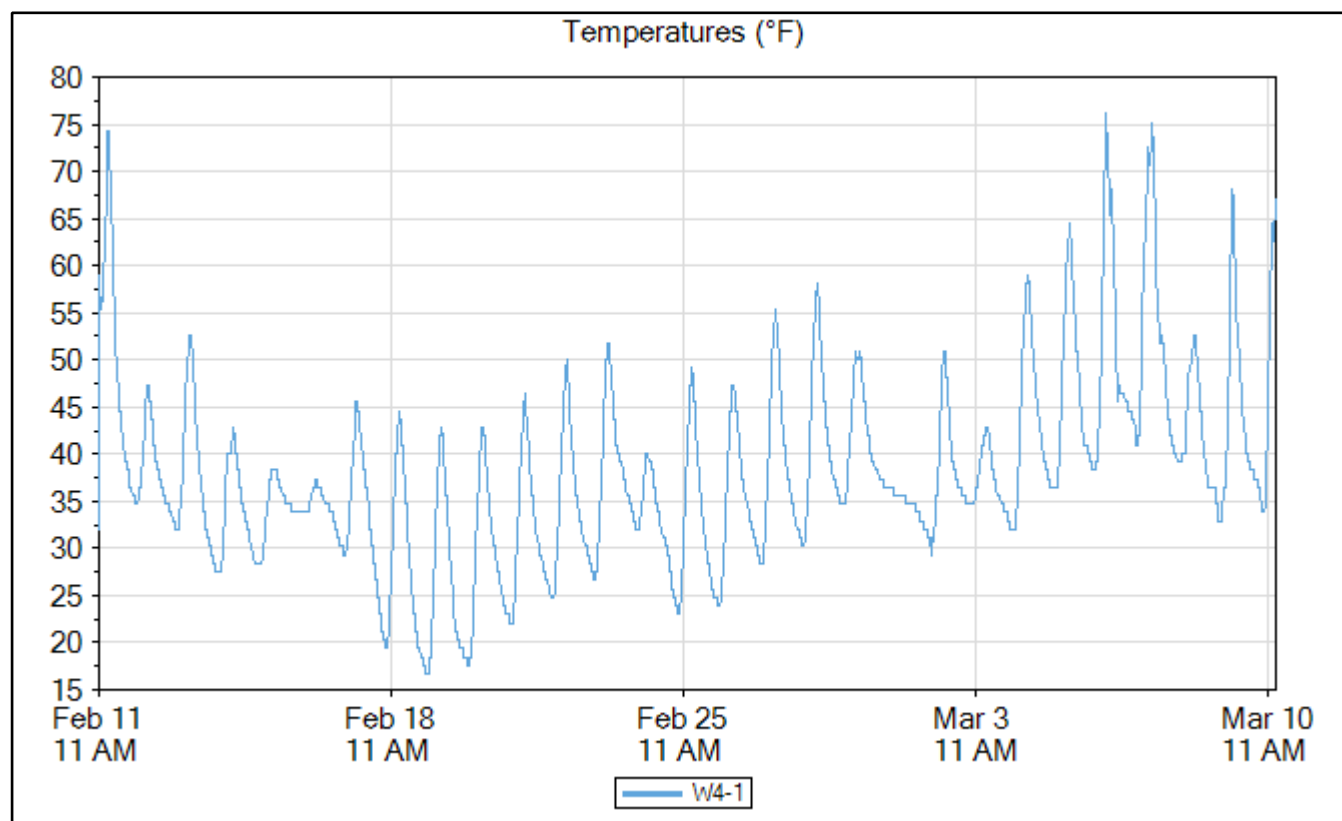


4"x8" Reference Cylinder Data

W4-1

	Time	Elapsed Time (days.hours:minutes)	Temperature (°F)	TTF (°F-hr)	Strength (psi)
Min Temp	Feb 19, 2020 07:30 AM	7.19:45	16.7	4,160	0
Max Temp	Mar 06, 2020 02:15 PM	24.02:30	76.1	13,174	0
Download	Mar 10, 2020 03:30 PM	28.03:45	67.1	16,451	0

Name	W4-1
Serial Number	0000004DD277
Location	
Depth (in)	0.0
Placement Date	Feb 11, 2020 11:45 AM
Sample Interval (minutes)	15



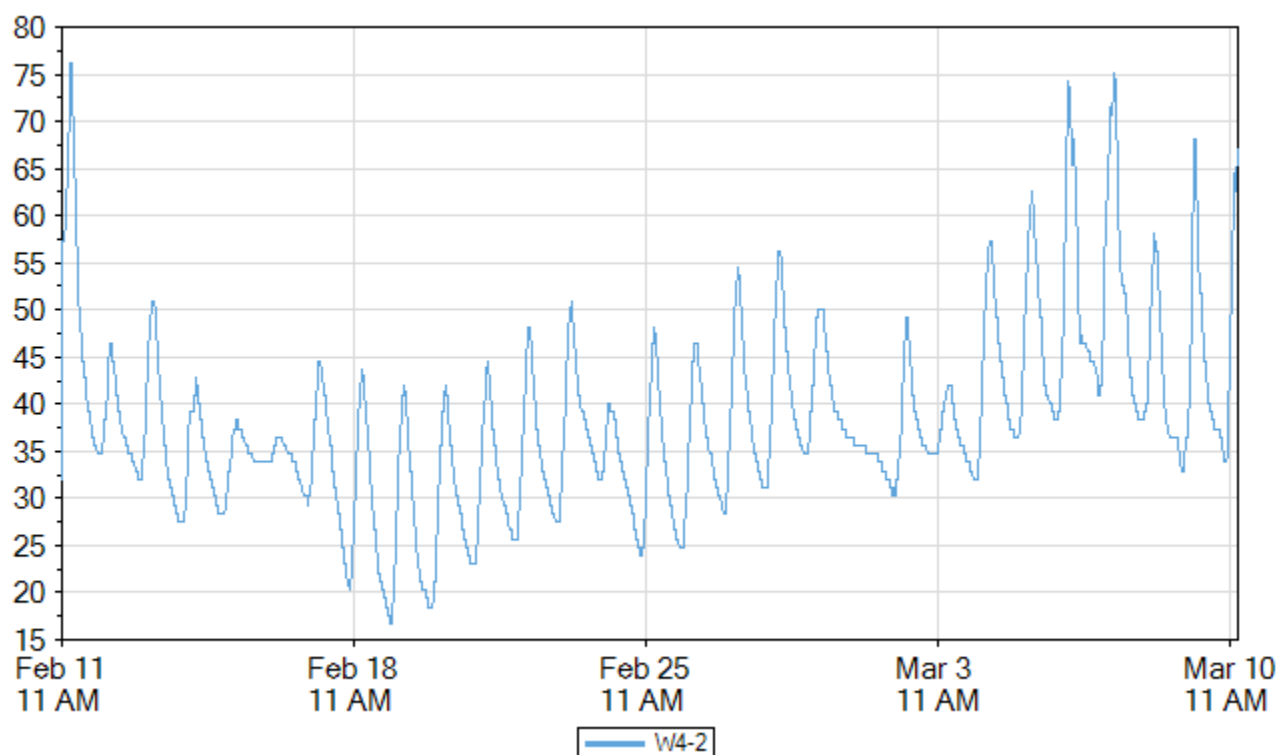
4"x8" Reference Cylinder Data

W4-2

	Time	Elapsed Time (days.hours:minutes)	Temperature (°F)	TTF (°F-hr)	Strength (psi)
Min Temp	Feb 19, 2020 08:30 AM	7.20:45	16.7	4,181	0
Max Temp	Feb 11, 2020 04:30 PM	04:45	76.1	232	0
Download	Mar 10, 2020 03:30 PM	28.03:45	67.1	16,441	0

Name	W4-2
Serial Number	0000004DDEC9
Location	
Depth (in)	0.0
Placement Date	Feb 11, 2020 11:45 AM
Sample Interval (minutes)	15

Temperatures (°F)



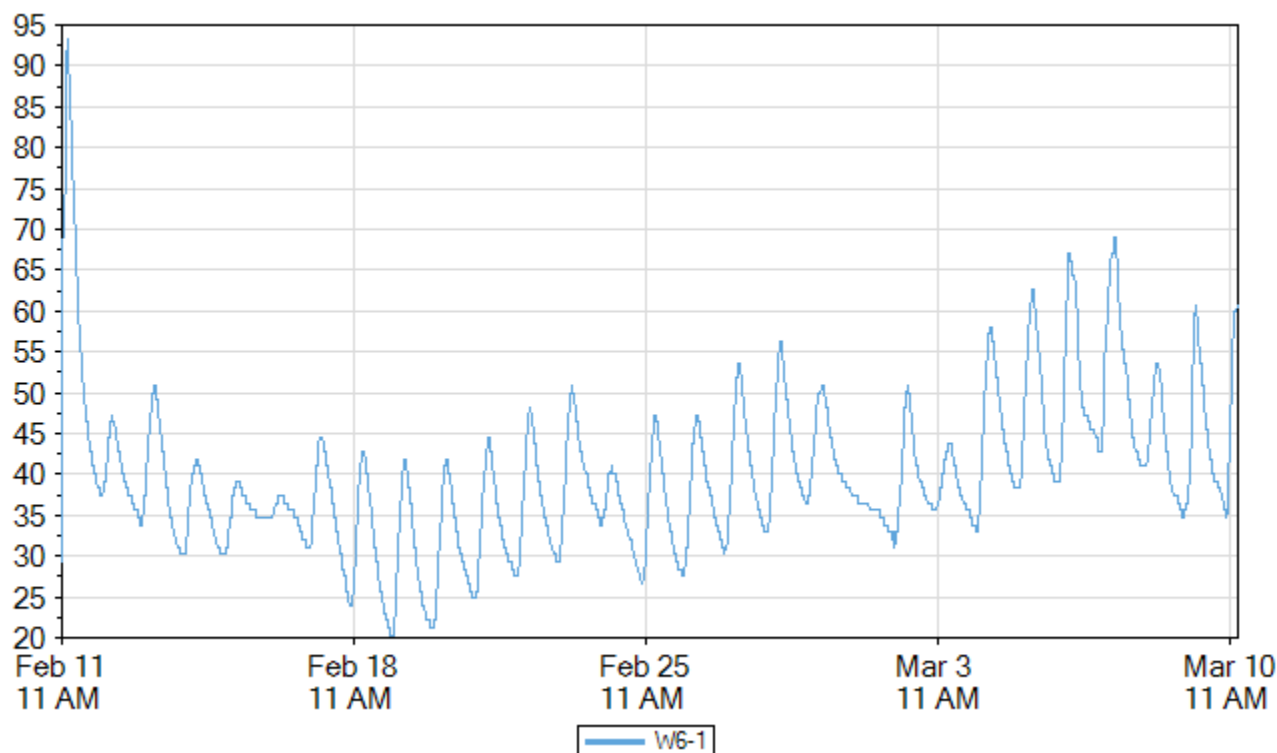
6"x12" Reference Cylinder Data

W6-1

	Time	Elapsed Time (days.hours:minutes)	Temperature (°F)	TTF (°F-hr)	Strength (psi)
Min Temp	Feb 19, 2020 08:15 AM	7.20:30	20.3	4,668	0
Max Temp	Feb 11, 2020 02:45 PM	03:00	93.2	188	0
Download	Mar 10, 2020 03:30 PM	28.03:45	60.8	17,635	0

Name	W6-1
Serial Number	0000004DC986
Location	
Depth (in)	6.0
Placement Date	Feb 11, 2020 11:45 AM
Sample Interval (minutes)	15

Temperatures (°F)

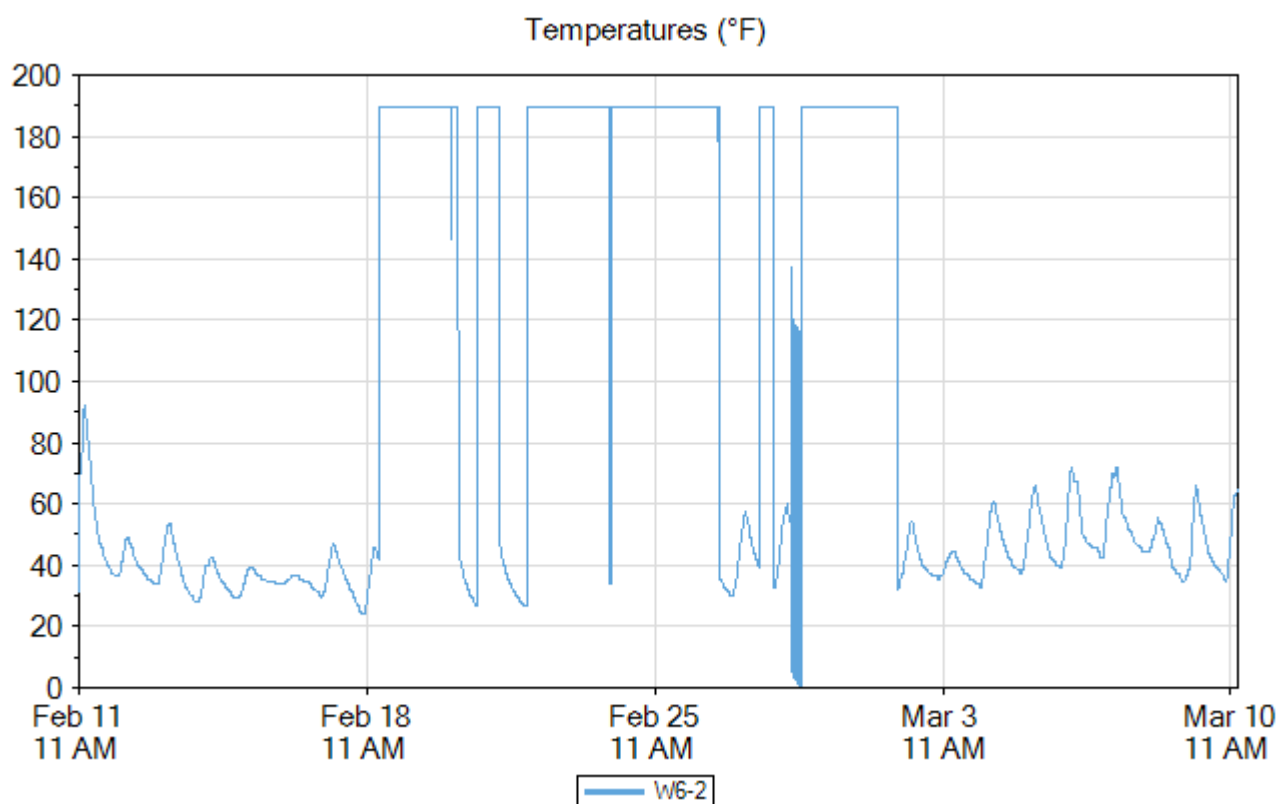


6"x12" Reference Cylinder Data

W6-2

	Time	Elapsed Time (days.hours:minutes)	Temperature (°F)	TTF (°F-hr)	Strength (psi)
Min Temp	Feb 29, 2020 12:30 AM	17.12:45	0.5	37,431	0
Max Temp	Feb 18, 2020 06:45 PM	7.07:00	189.5	4,423	0
Download	Mar 10, 2020 03:30 PM	28.03:45	64.4	53,846	0

Name	W6-2
Serial Number	0000004DCC75
Location	
Depth (in)	6.0
Placement Date	Feb 11, 2020 11:45 AM
Sample Interval (minutes)	15



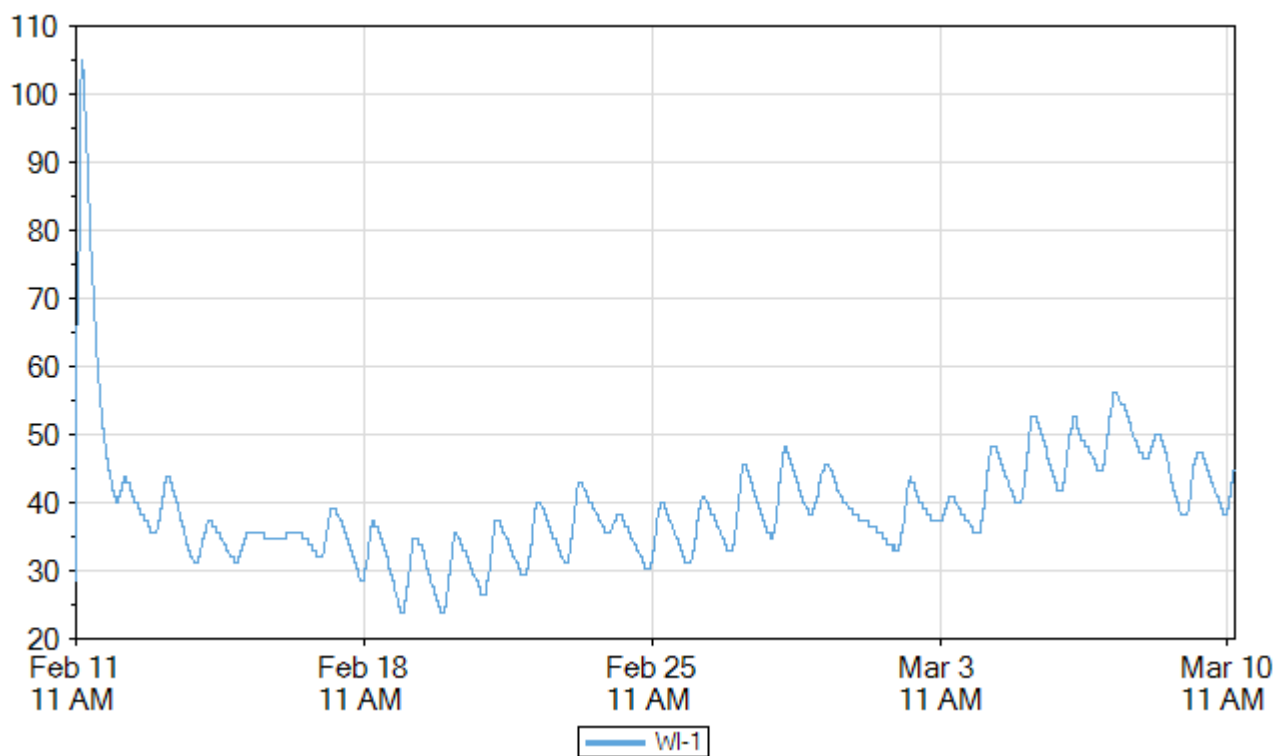
Insulated 4"x8" Reference Cylinder Data

WI-1

	Time	Elapsed Time (days.hours:minutes)	Temperature (°F)	TTF (°F-hr)	Strength (psi)
Min Temp	Feb 19, 2020 09:15 AM	7.21:30	23.9	4,762	0
Max Temp	Feb 11, 2020 03:00 PM	03:15	104.9	213	0
Download	Mar 10, 2020 03:30 PM	28.03:45	44.6	17,096	0

Name	WI-1
Serial Number	0000004DC1CC
Location	
Depth (in)	4.0
Placement Date	Feb 11, 2020 11:45 AM
Sample Interval (minutes)	15

Temperatures (°F)

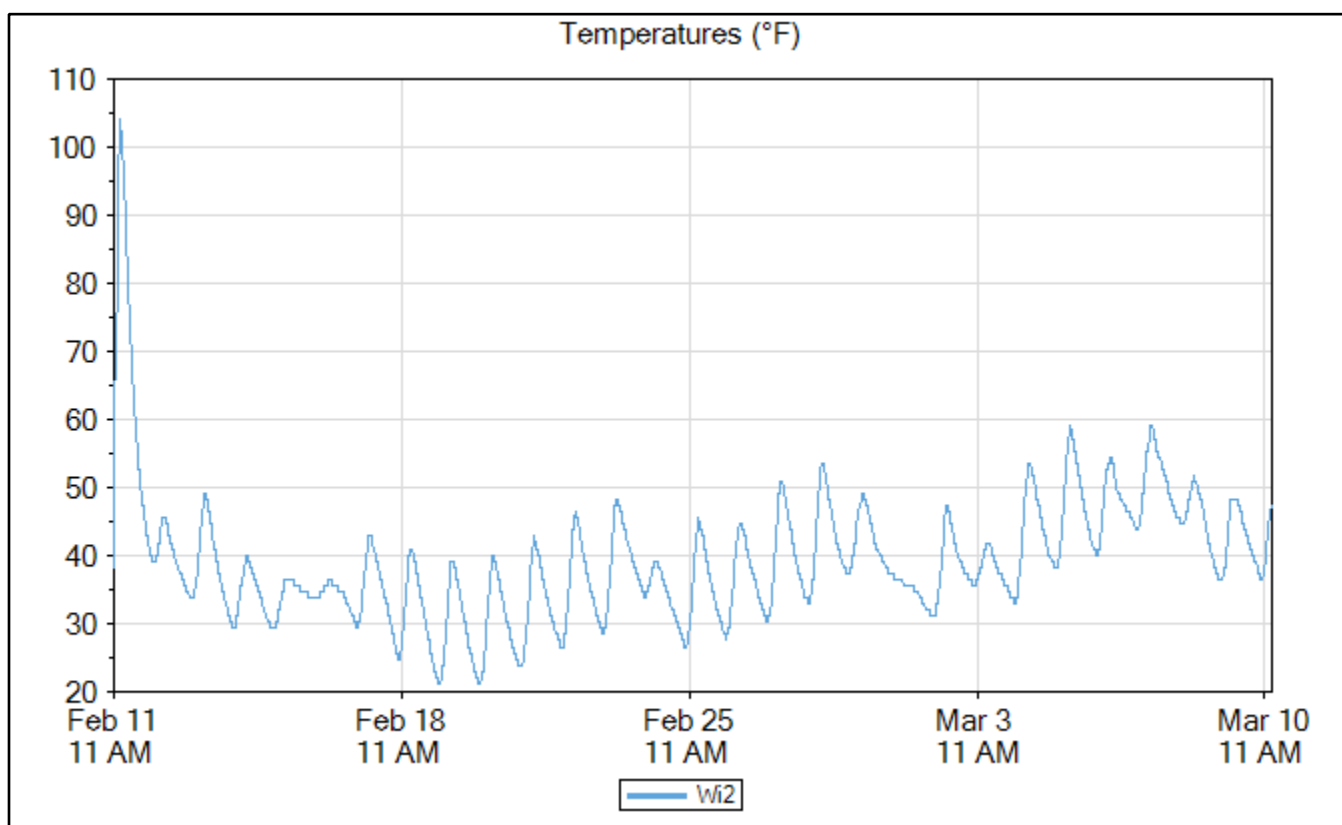


Insulated 4"x8" Reference Cylinder Data

Wi2

	Time	Elapsed Time (days.hours:minutes)	Temperature (°F)	TTF (°F-hr)	Strength (psi)
Min Temp	Feb 19, 2020 09:00 AM	7.21:15	21.2	4,732	0
Max Temp	Feb 11, 2020 03:15 PM	03:30	104.0	232	0
Download	Mar 10, 2020 03:30 PM	28.03:45	47.3	17,193	0

Name	Wi2
Serial Number	0000004DDD3B
Location	
Depth (in)	0.0
Placement Date	Feb 11, 2020 11:45 AM
Sample Interval (minutes)	15



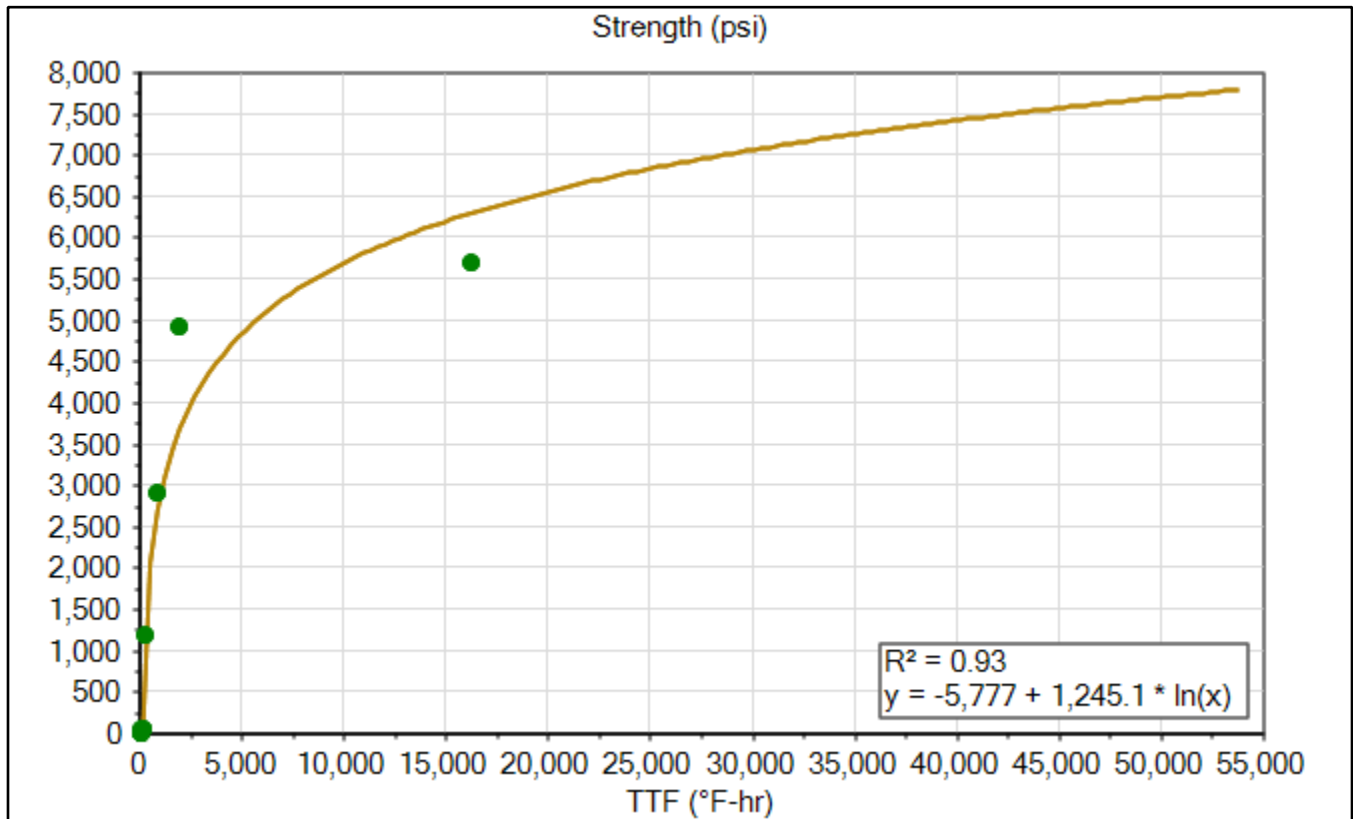
4x8 Cylinders Maturity Curve

Maturity Curve Report

Timestamp	Age (hours)	Strength (psi)	TTF (°F-hr)
Feb 11, 2020 01:15 PM	1.507162	0	64
Feb 11, 2020 01:45 PM	2	0	86
Feb 11, 2020 02:15 PM	2.507324	0	109
Feb 11, 2020 02:54 PM	3.157404	40	145
Feb 11, 2020 03:20 PM	3.590818	44	158
Feb 11, 2020 03:48 PM	4.057562	58	184
Feb 11, 2020 05:53 PM	6.133333	1,178	316
Feb 12, 2020 11:51 AM	24.1	2,917	836
Feb 14, 2020 11:48 AM	72.05	4,918	1,955
Mar 10, 2020 11:45 AM	672.0079	5,688	16,270

Maturity Method	Nurse-Saul
Datum Temp (°F)	14

Curve-Fit Model	Ln
Intercept (psi)	-5,777
Slope	1,245.1
Equation	$y = -5,777 + 1,245.1 * \ln(x)$
R²	0.93



Signature _____

Print _____

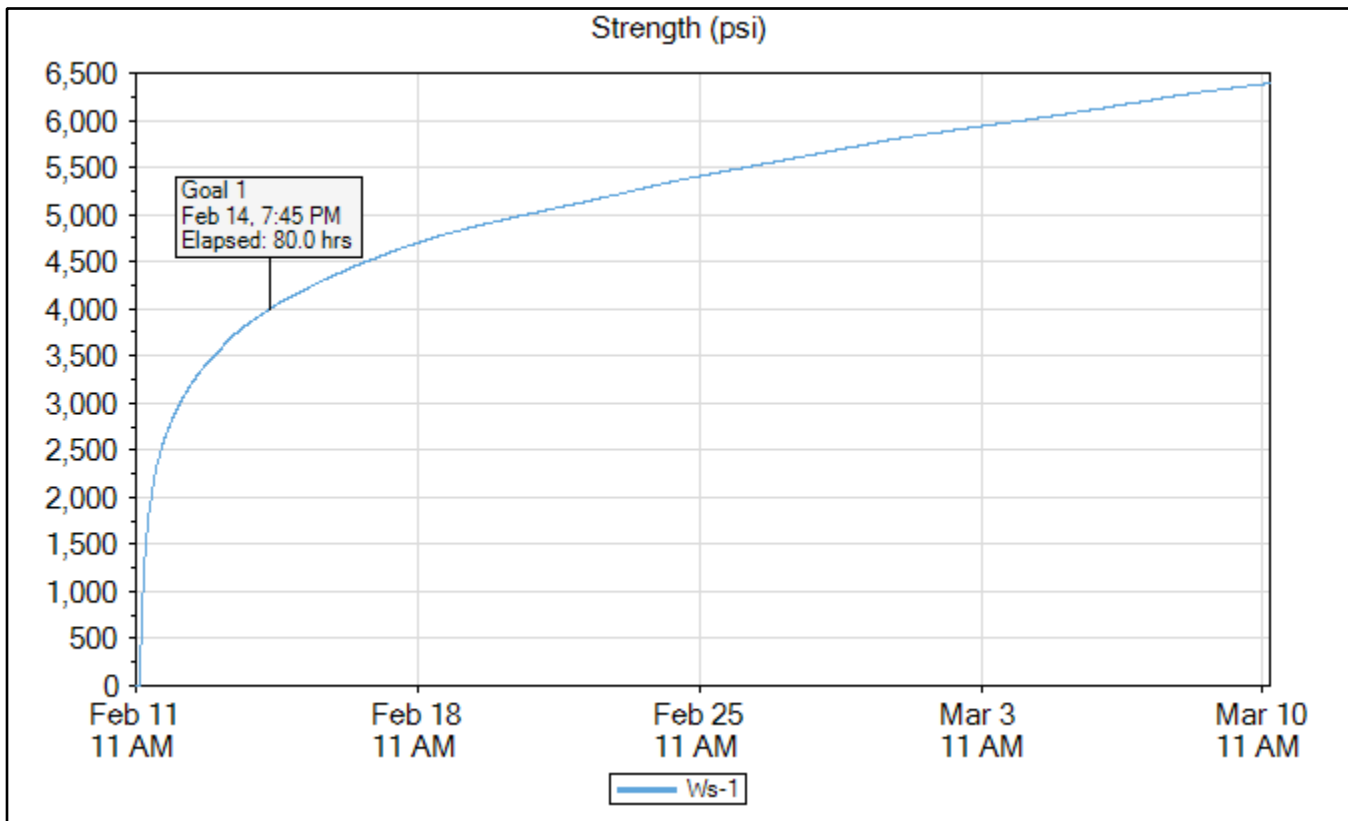
Ws-1

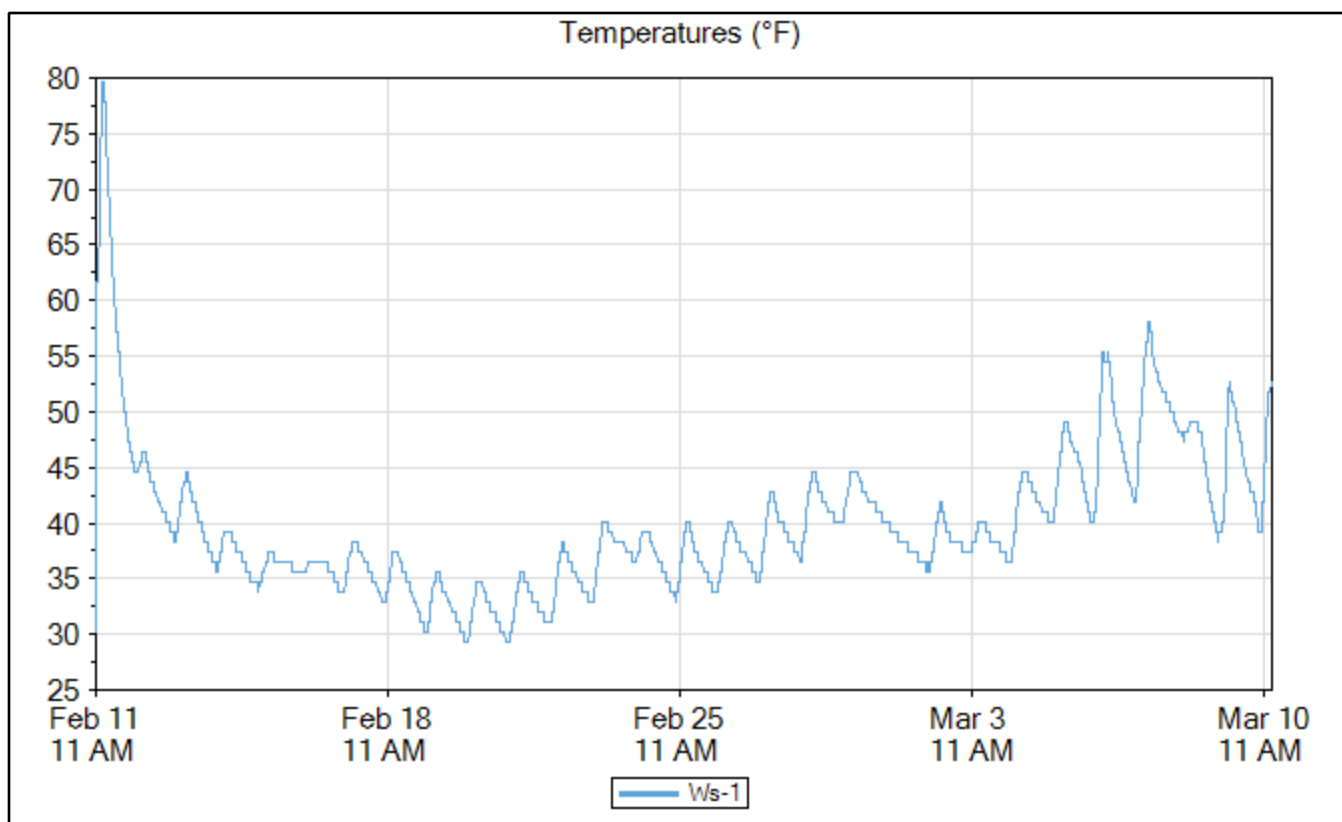
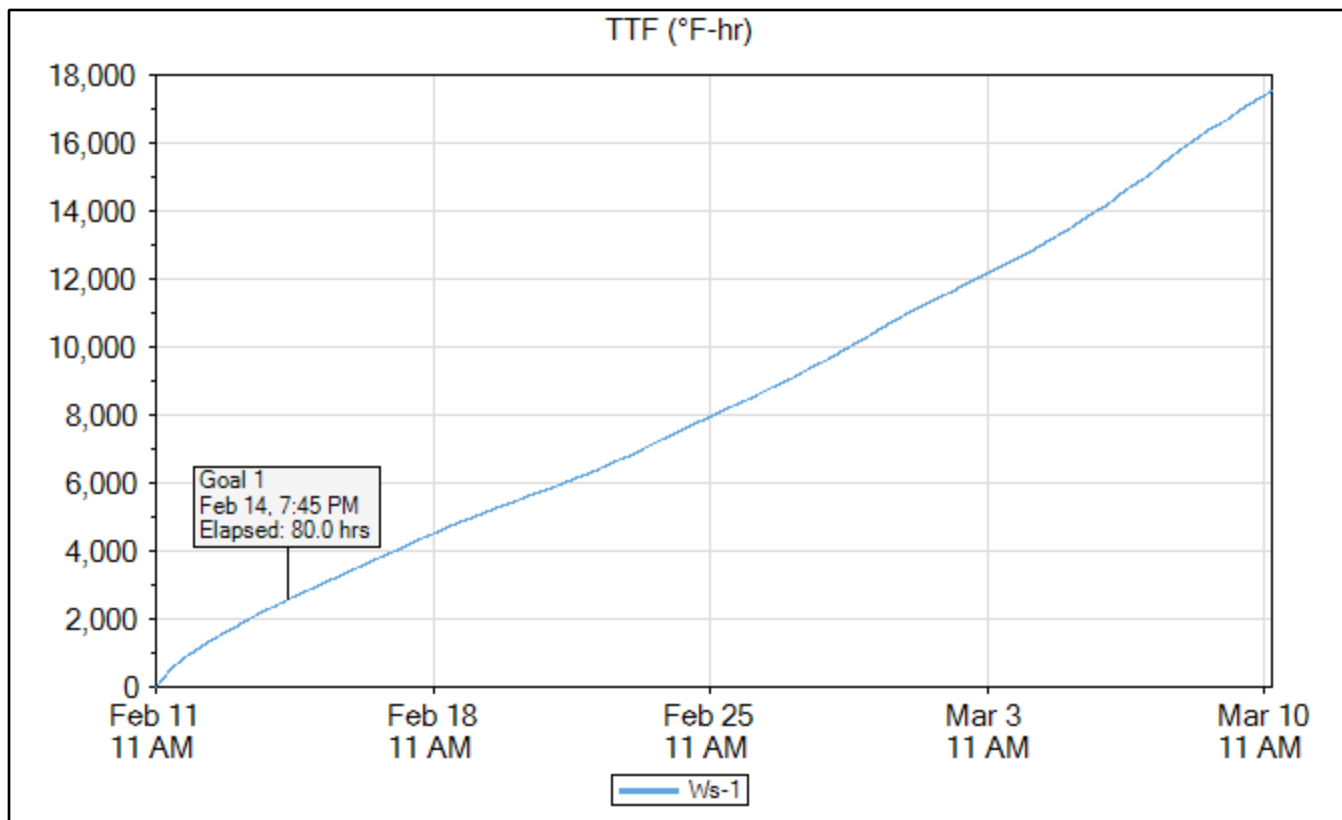
4x8 Cylinders Sensor Data

	Time	Elapsed Time (days.hours:minutes)	Temperature (°F)	TTF (°F-hr)	Strength (psi)
Goal 1	Feb 14, 2020 07:45 PM	3.08:00	38.3	2,574	4,001
Min Temp	Feb 20, 2020 07:15 AM	8.19:30	29.3	5,351	4,912
Max Temp	Feb 11, 2020 03:15 PM	03:30	79.7	189	751
Download	Mar 10, 2020 03:30 PM	28.03:45	52.7	17,539	6,391

Name	Ws-1
Serial Number	0000004DBF11
Location	
Depth (in)	4.5
Placement Date	Feb 11, 2020 11:45 AM
Sample Interval (minutes)	15

Maturity Method	Nurse-Saul
Datum Temp (°F)	14



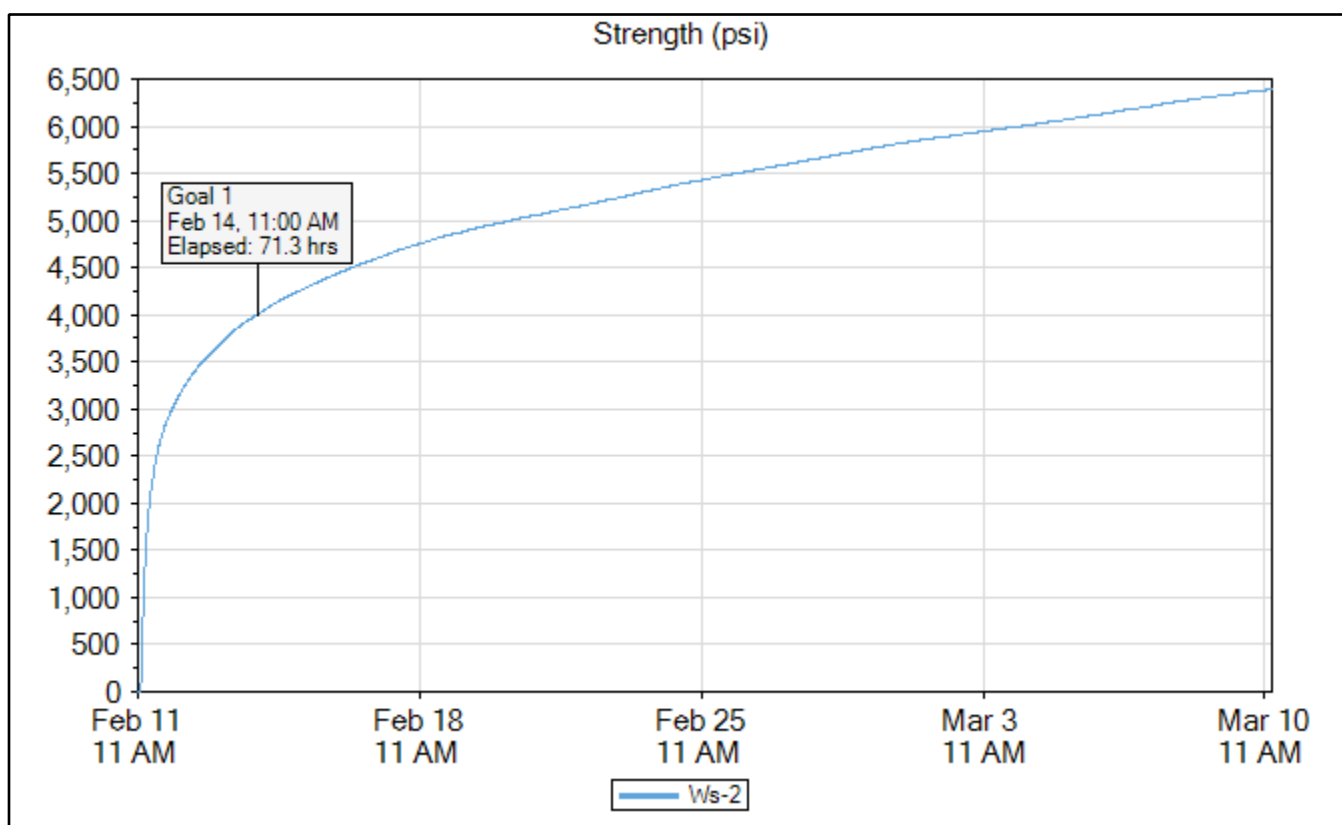


Ws-2

	Time	Elapsed Time (days.hours:minutes)	Temperature (°F)	TTF (°F-hr)	Strength (psi)
Goal 1	Feb 14, 2020 11:00 AM	2.23:15	36.5	2,576	4,002
Min Temp	Feb 20, 2020 09:00 AM	8.21:15	28.4	5,571	4,963
Max Temp	Feb 11, 2020 02:30 PM	02:45	100.4	187	733
Download	Mar 10, 2020 03:30 PM	28.03:45	52.7	17,554	6,392

Name	Ws-2
Serial Number	0000004DAC25
Location	
Depth (in)	4.5
Placement Date	Feb 11, 2020 11:45 AM
Sample Interval (minutes)	15

Maturity Method	Nurse-Saul
Datum Temp (°F)	14

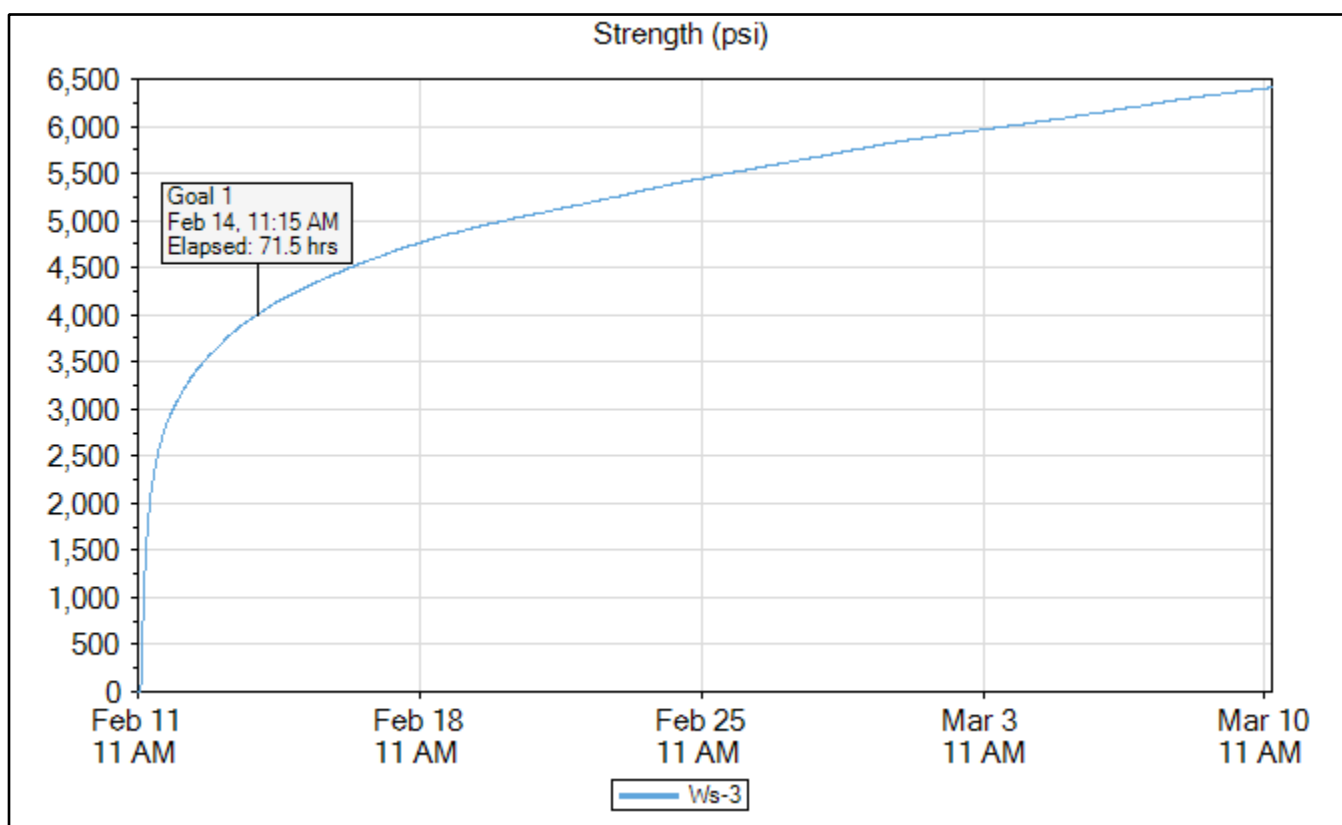


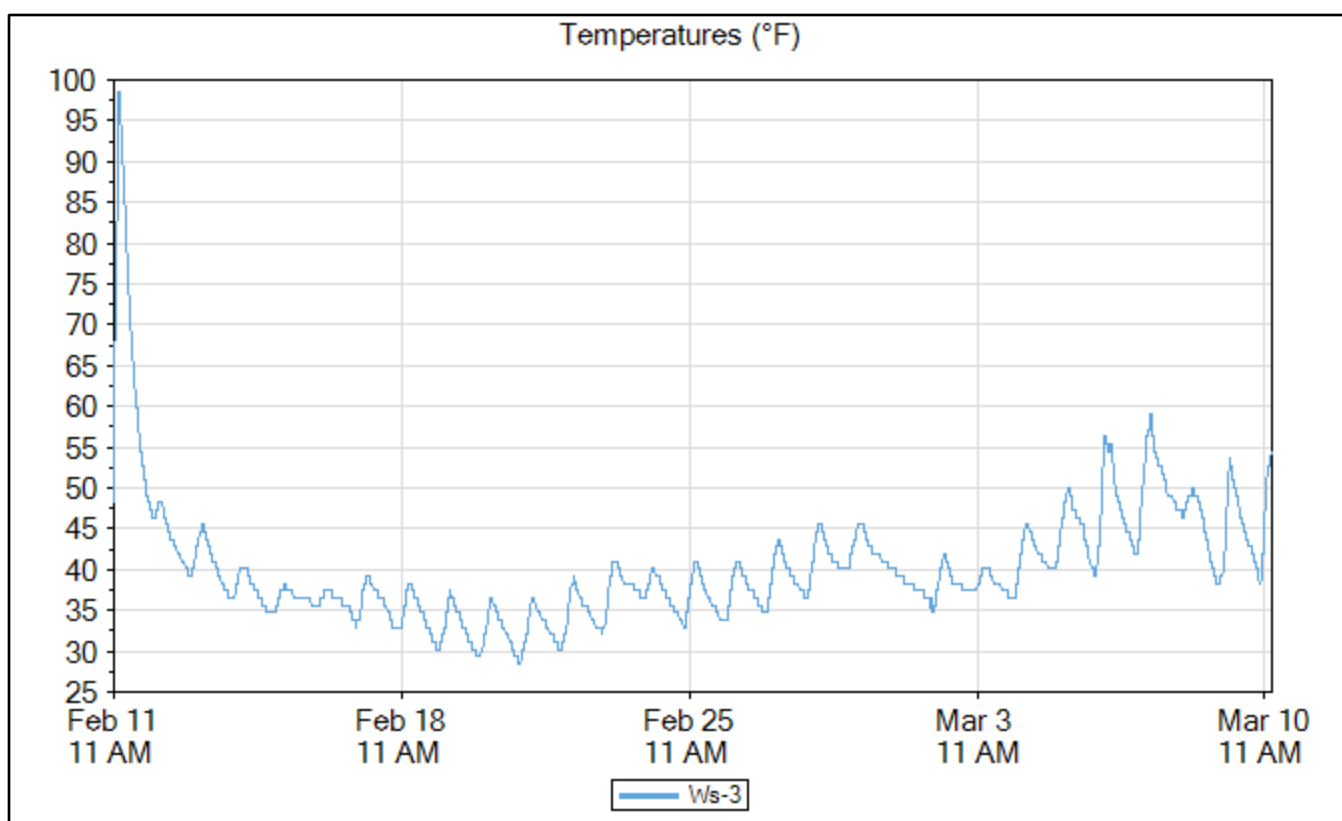
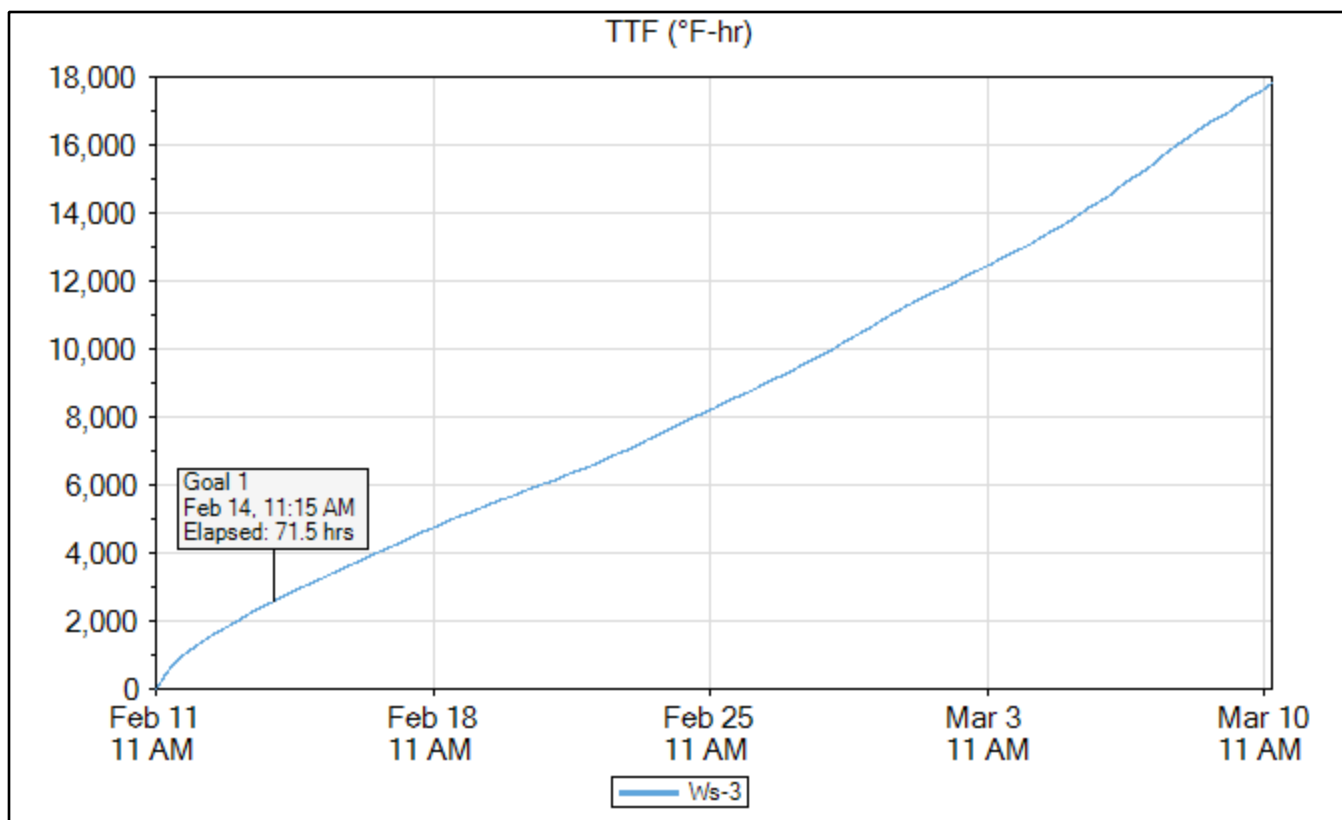
Ws-3

	Time	Elapsed Time (days.hours:minutes)	Temperature (°F)	TTF (°F-hr)	Strength (psi)
Goal 1	Feb 14, 2020 11:15 AM	2.23:30	38.3	2,576	4,002
Min Temp	Feb 21, 2020 07:45 AM	9.20:00	28.4	6,049	5,065
Max Temp	Feb 11, 2020 02:30 PM	02:45	98.6	181	697
Download	Mar 10, 2020 03:30 PM	28.03:45	54.5	17,795	6,409

Name	Ws-3
Serial Number	0000004DC764
Location	
Depth (in)	4.5
Placement Date	Feb 11, 2020 11:45 AM
Sample Interval (minutes)	15

Maturity Method	Nurse-Saul
Datum Temp (°F)	14





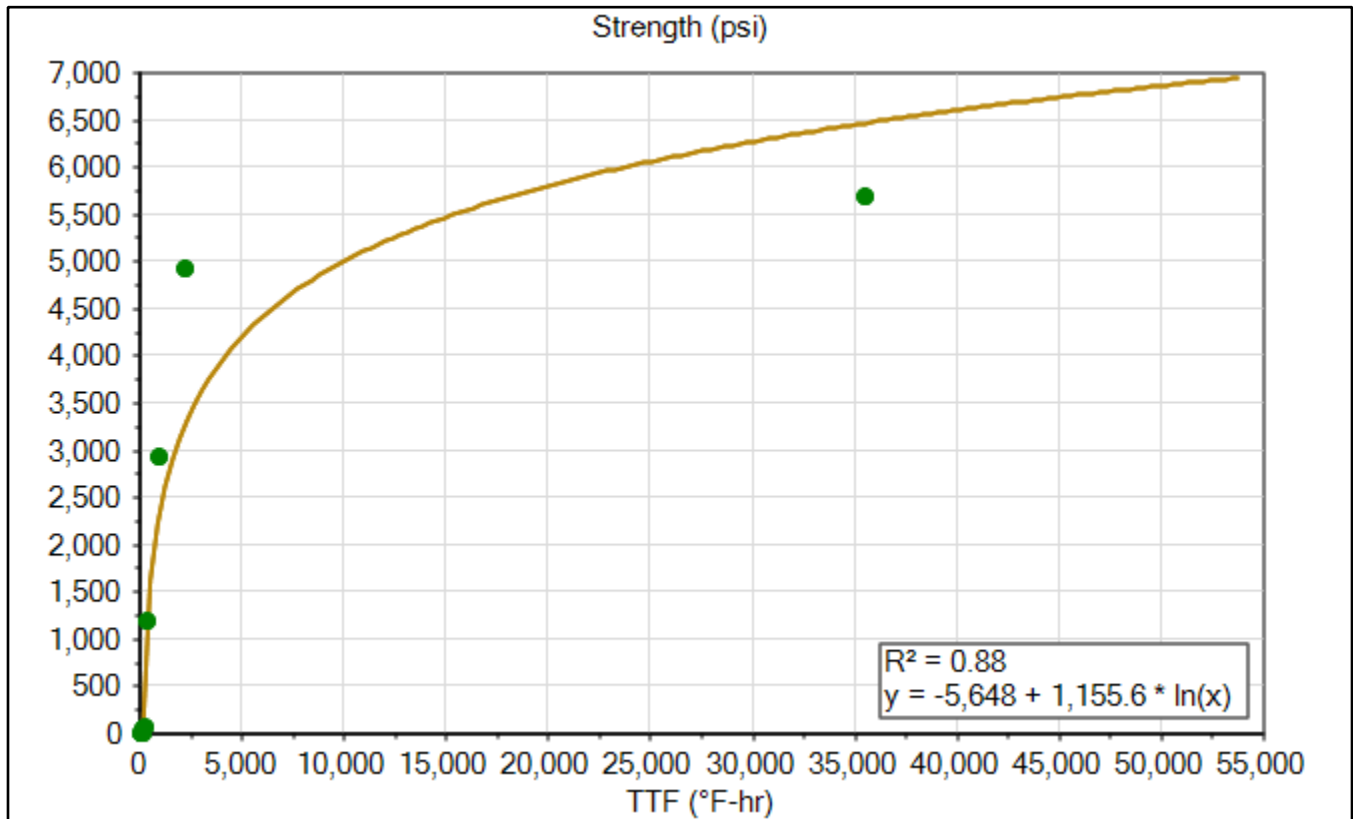
6x12 Cylinders Maturity Curve

Maturity Curve Report

Timestamp	Age (hours)	Strength (psi)	TTF (°F-hr)
Feb 11, 2020 01:15 PM	1.507162	0	85
Feb 11, 2020 01:45 PM	2	0	116
Feb 11, 2020 02:15 PM	2.507324	0	151
Feb 11, 2020 02:54 PM	3.157404	40	209
Feb 11, 2020 03:20 PM	3.590818	44	229
Feb 11, 2020 03:48 PM	4.057562	58	267
Feb 11, 2020 05:53 PM	6.133333	1,178	420
Feb 12, 2020 11:51 AM	24.1	2,917	1,010
Feb 14, 2020 11:48 AM	72.05	4,918	2,226
Mar 10, 2020 11:45 AM	672.0079	5,688	35,572

Maturity Method	Nurse-Saul
Datum Temp (°F)	14

Curve-Fit Model	Ln
Intercept (psi)	-5,648
Slope	1,155.6
Equation	$y = -5,648 + 1,155.6 * \ln(x)$
R²	0.88



Signature _____

Print _____

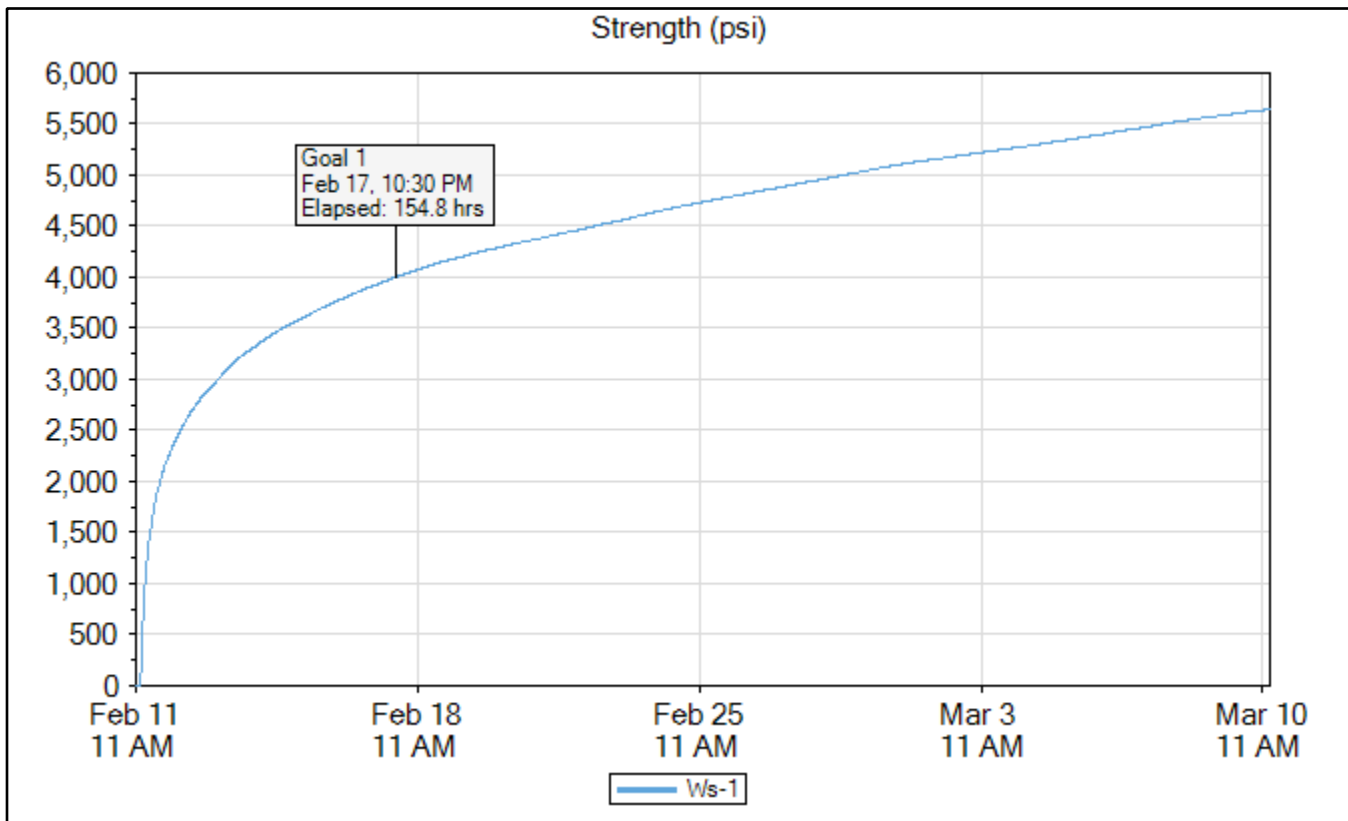
Ws-1

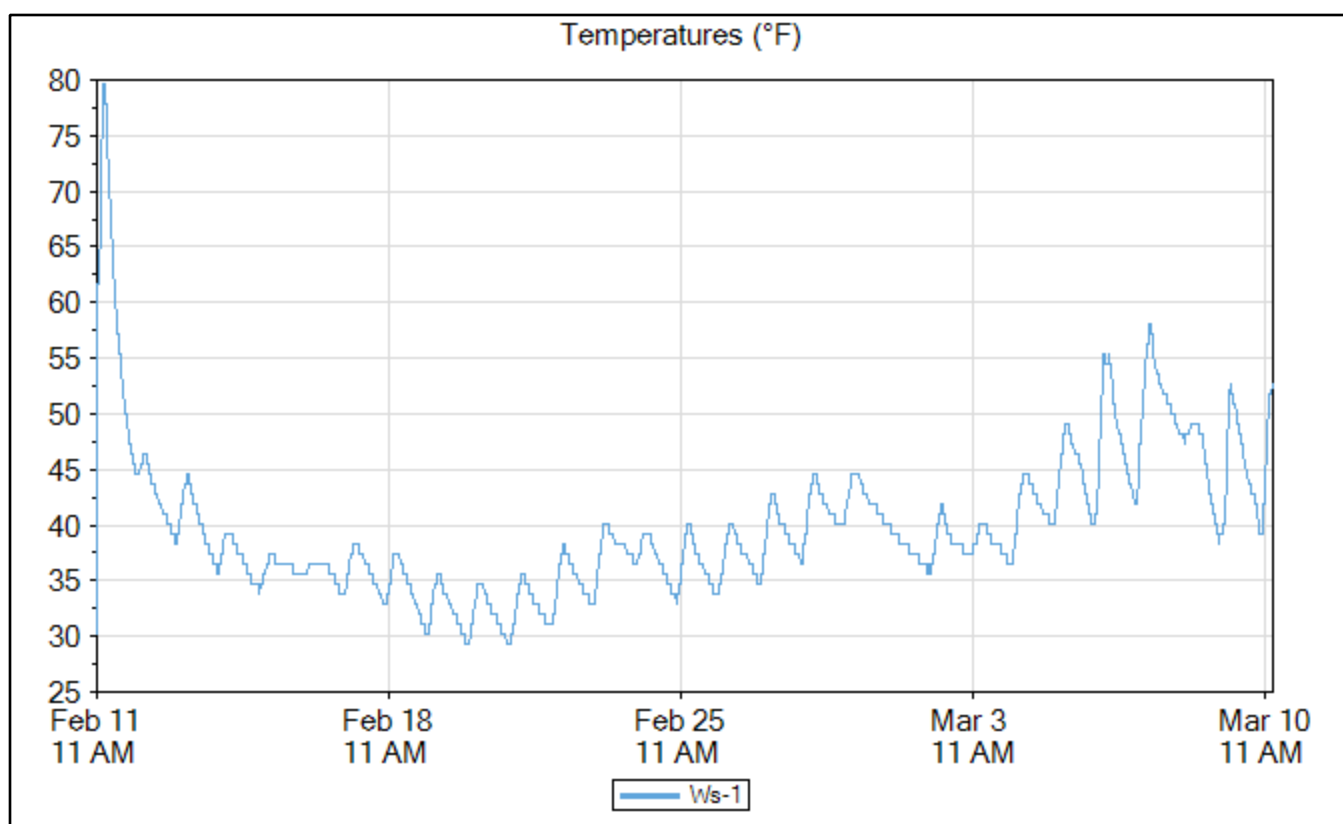
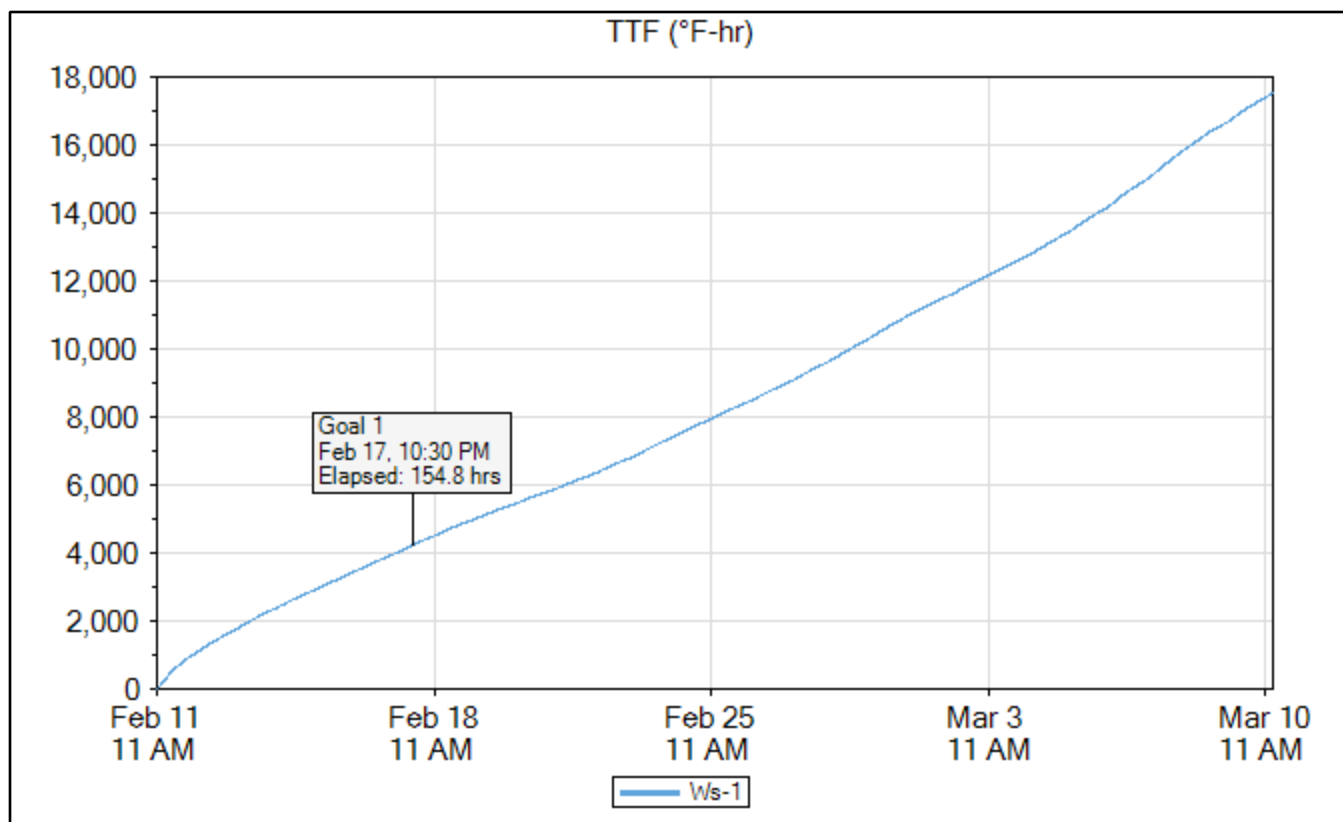
6x12 Cylinders Sensor Data

	Time	Elapsed Time (days.hours:minutes)	Temperature (°F)	TTF (°F-hr)	Strength (psi)
Goal 1	Feb 17, 2020 10:30 PM	6.10:45	36.5	4,230	4,001
Min Temp	Feb 20, 2020 07:15 AM	8.19:30	29.3	5,351	4,273
Max Temp	Feb 11, 2020 03:15 PM	03:30	79.7	189	410
Download	Mar 10, 2020 03:30 PM	28.03:45	52.7	17,539	5,644

Name	Ws-1
Serial Number	0000004DBF11
Location	
Depth (in)	4.5
Placement Date	Feb 11, 2020 11:45 AM
Sample Interval (minutes)	15

Maturity Method	Nurse-Saul
Datum Temp (°F)	14



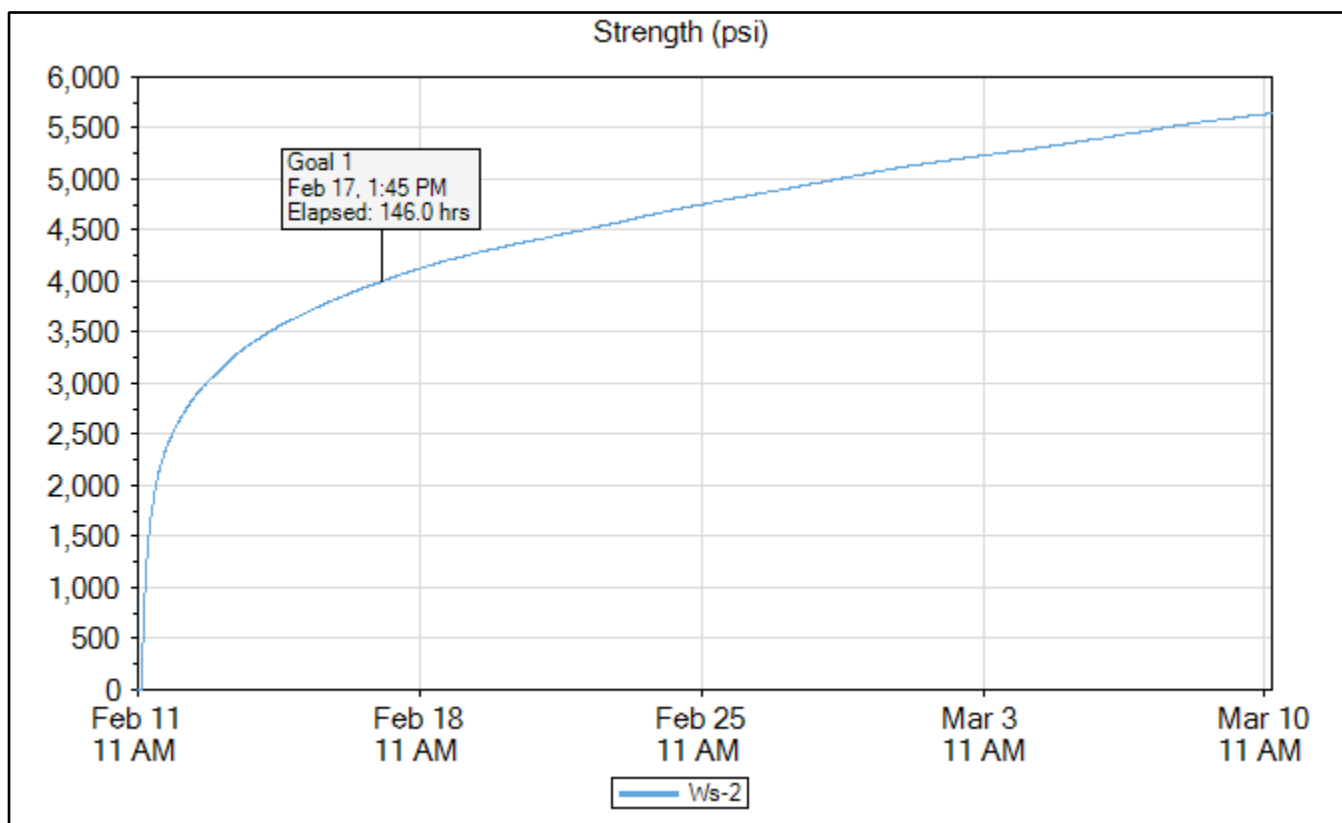


Ws-2

	Time	Elapsed Time (days.hours:minutes)	Temperature (°F)	TTF (°F-hr)	Strength (psi)
Goal 1	Feb 17, 2020 01:45 PM	6.02:00	36.5	4,231	4,001
Min Temp	Feb 20, 2020 09:00 AM	8.21:15	28.4	5,571	4,319
Max Temp	Feb 11, 2020 02:30 PM	02:45	100.4	187	394
Download	Mar 10, 2020 03:30 PM	28.03:45	52.7	17,554	5,645

Name	Ws-2
Serial Number	0000004DAC25
Location	
Depth (in)	4.5
Placement Date	Feb 11, 2020 11:45 AM
Sample Interval (minutes)	15

Maturity Method	Nurse-Saul
Datum Temp (°F)	14

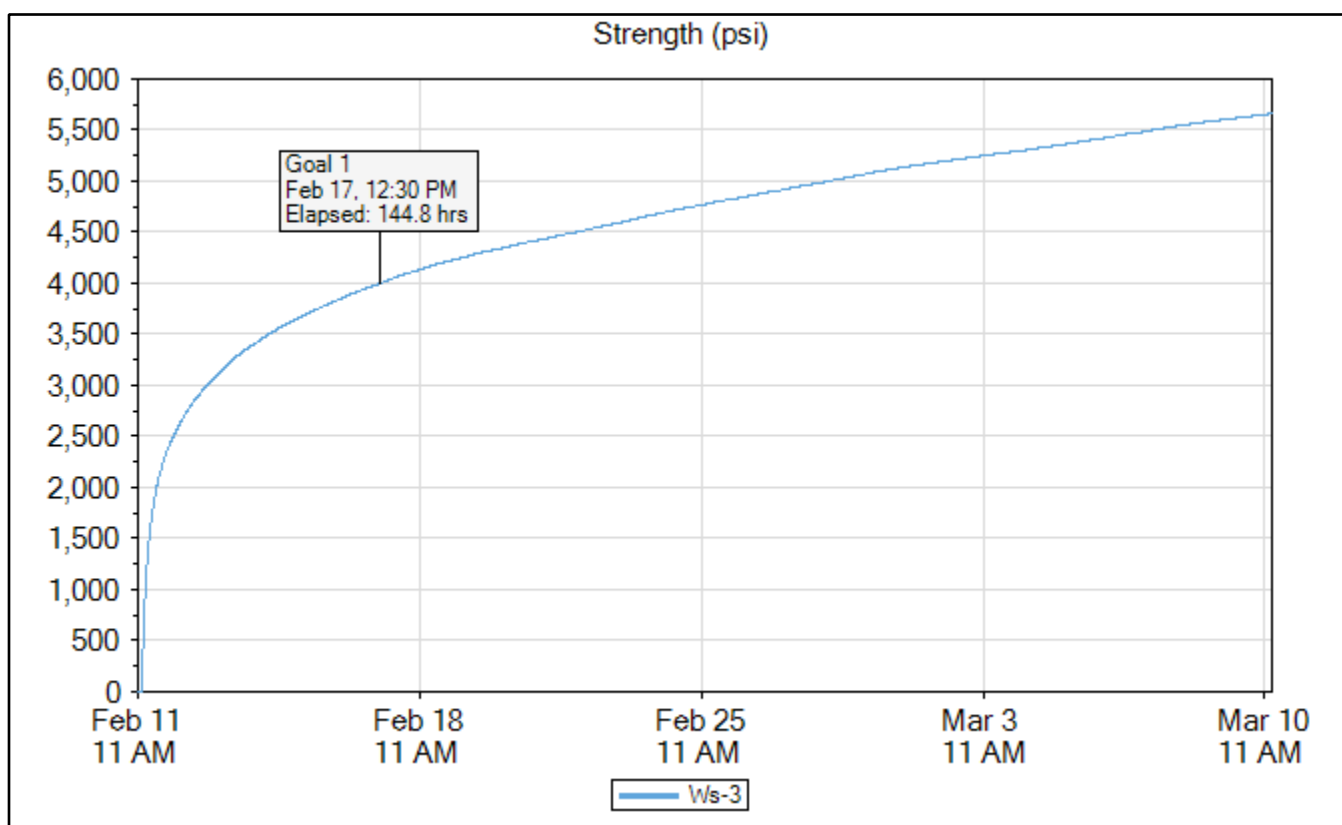


Ws-3

	Time	Elapsed Time (days.hours:minutes)	Temperature (°F)	TTF (°F-hr)	Strength (psi)
Goal 1	Feb 17, 2020 12:30 PM	6.00:45	36.5	4,229	4,001
Min Temp	Feb 21, 2020 07:45 AM	9.20:00	28.4	6,049	4,414
Max Temp	Feb 11, 2020 02:30 PM	02:45	98.6	181	360
Download	Mar 10, 2020 03:30 PM	28.03:45	54.5	17,795	5,661

Name	Ws-3
Serial Number	0000004DC764
Location	
Depth (in)	4.5
Placement Date	Feb 11, 2020 11:45 AM
Sample Interval (minutes)	15

Maturity Method	Nurse-Saul
Datum Temp (°F)	14



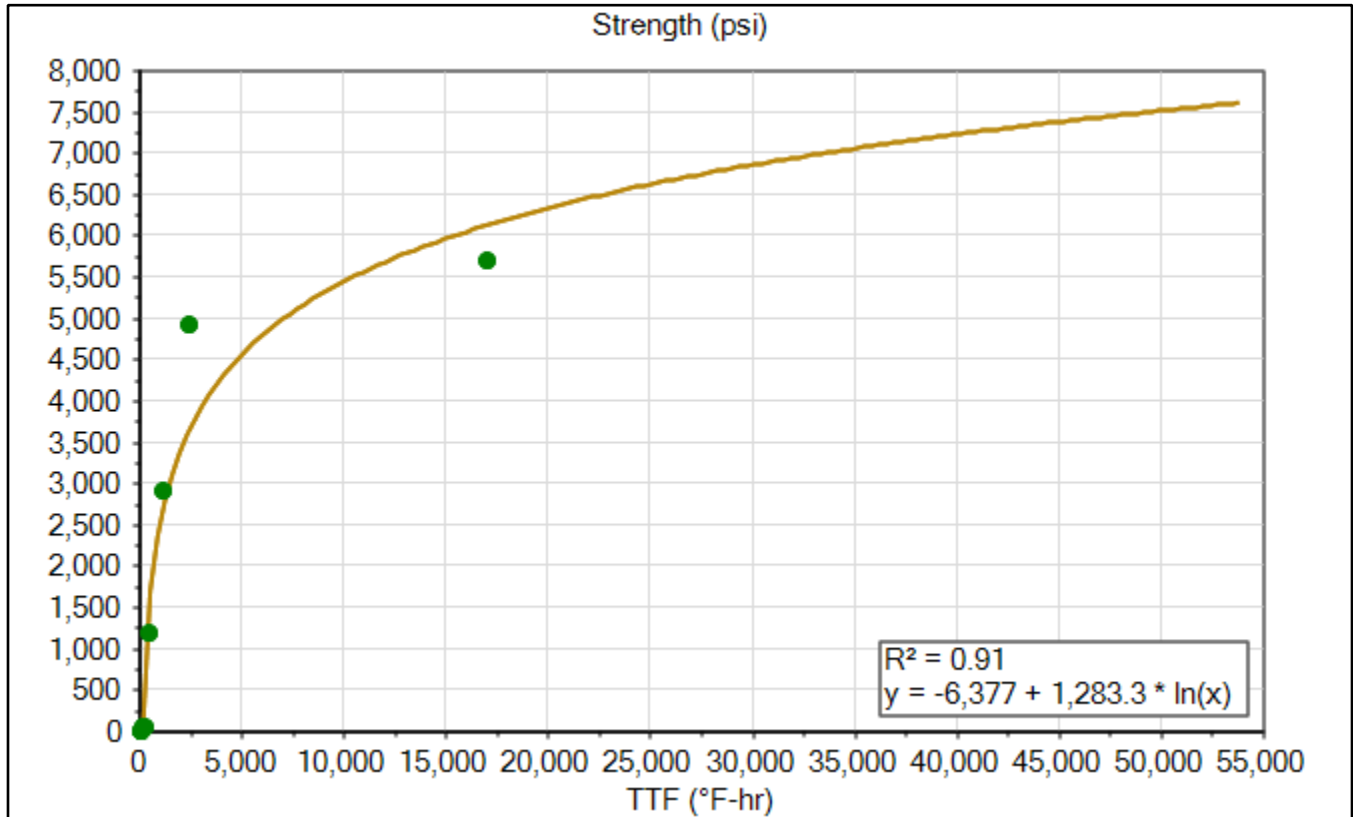
4x8 Insulated Cylinders Maturity Curve

Maturity Curve Report

Timestamp	Age (hours)	Strength (psi)	TTF (°F-hr)
Feb 11, 2020 01:15 PM	1.507162	0	78
Feb 11, 2020 01:45 PM	2	0	110
Feb 11, 2020 02:15 PM	2.507324	0	145
Feb 11, 2020 02:54 PM	3.157404	40	211
Feb 11, 2020 03:20 PM	3.590818	44	234
Feb 11, 2020 03:48 PM	4.057562	58	279
Feb 11, 2020 05:53 PM	6.133333	1,178	468
Feb 12, 2020 11:51 AM	24.1	2,917	1,221
Feb 14, 2020 11:48 AM	72.05	4,918	2,401
Mar 10, 2020 11:45 AM	672.0079	5,688	17,036

Maturity Method	Nurse-Saul
Datum Temp (°F)	14

Curve-Fit Model	Ln
Intercept (psi)	-6,377
Slope	1,283.3
Equation	$y = -6,377 + 1,283.3 * \ln(x)$
R²	0.91



Signature _____

Print _____

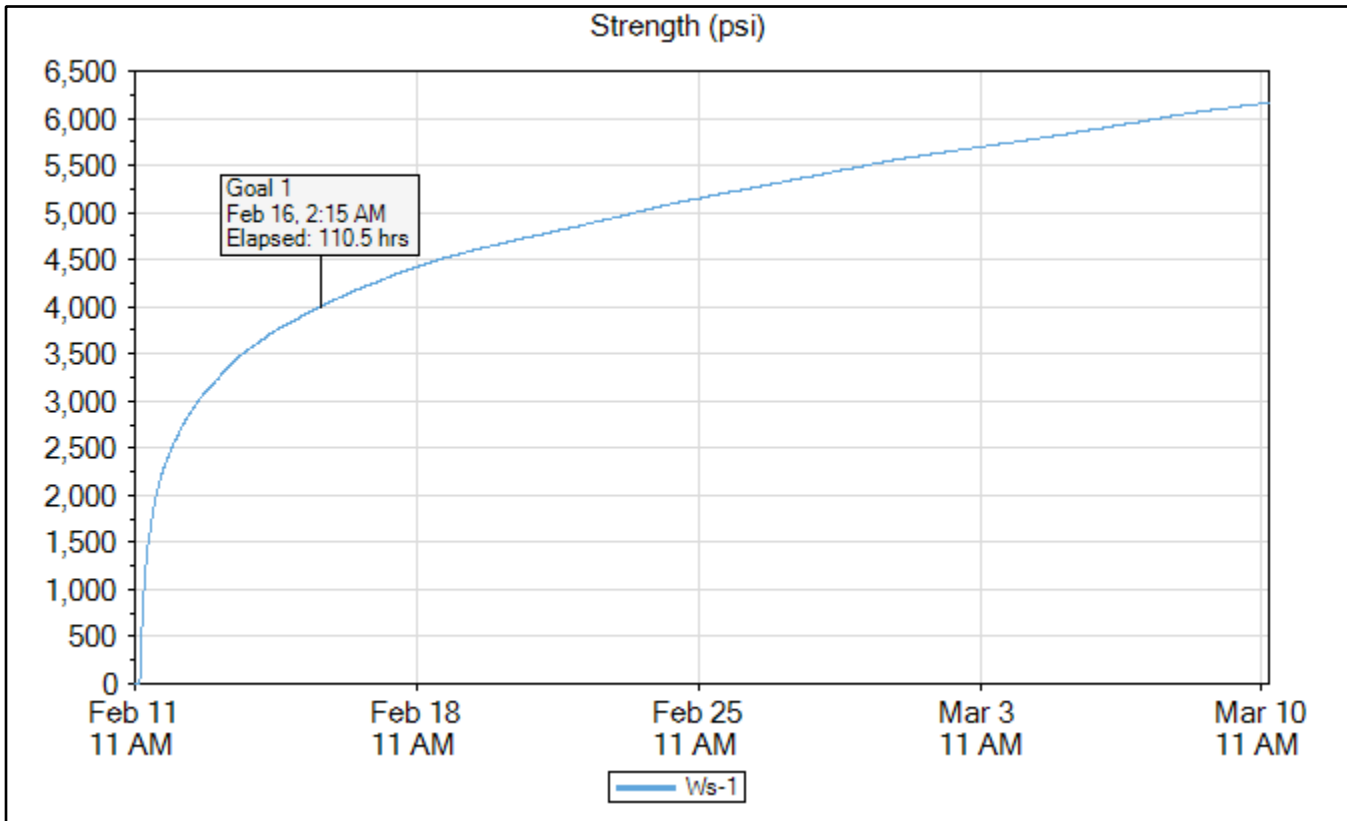
Ws-1

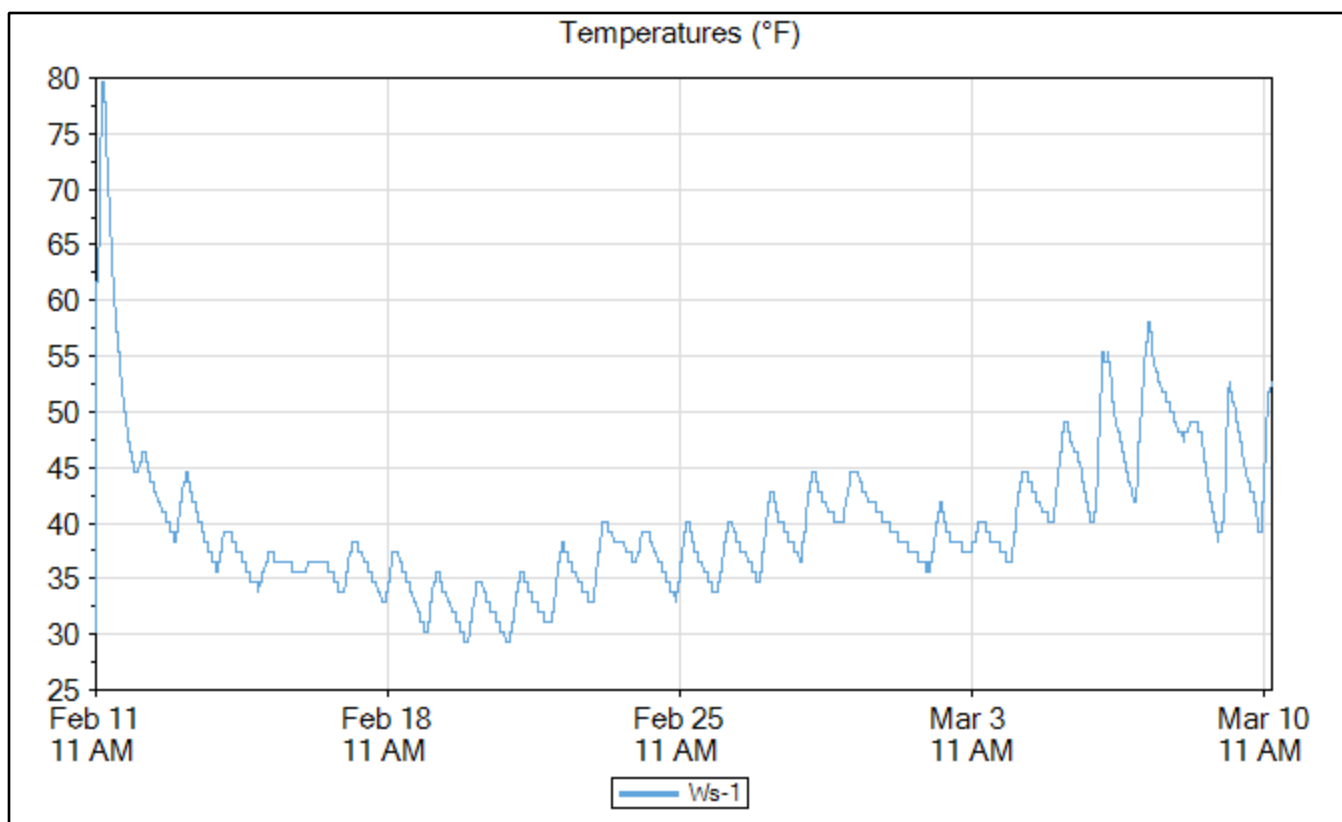
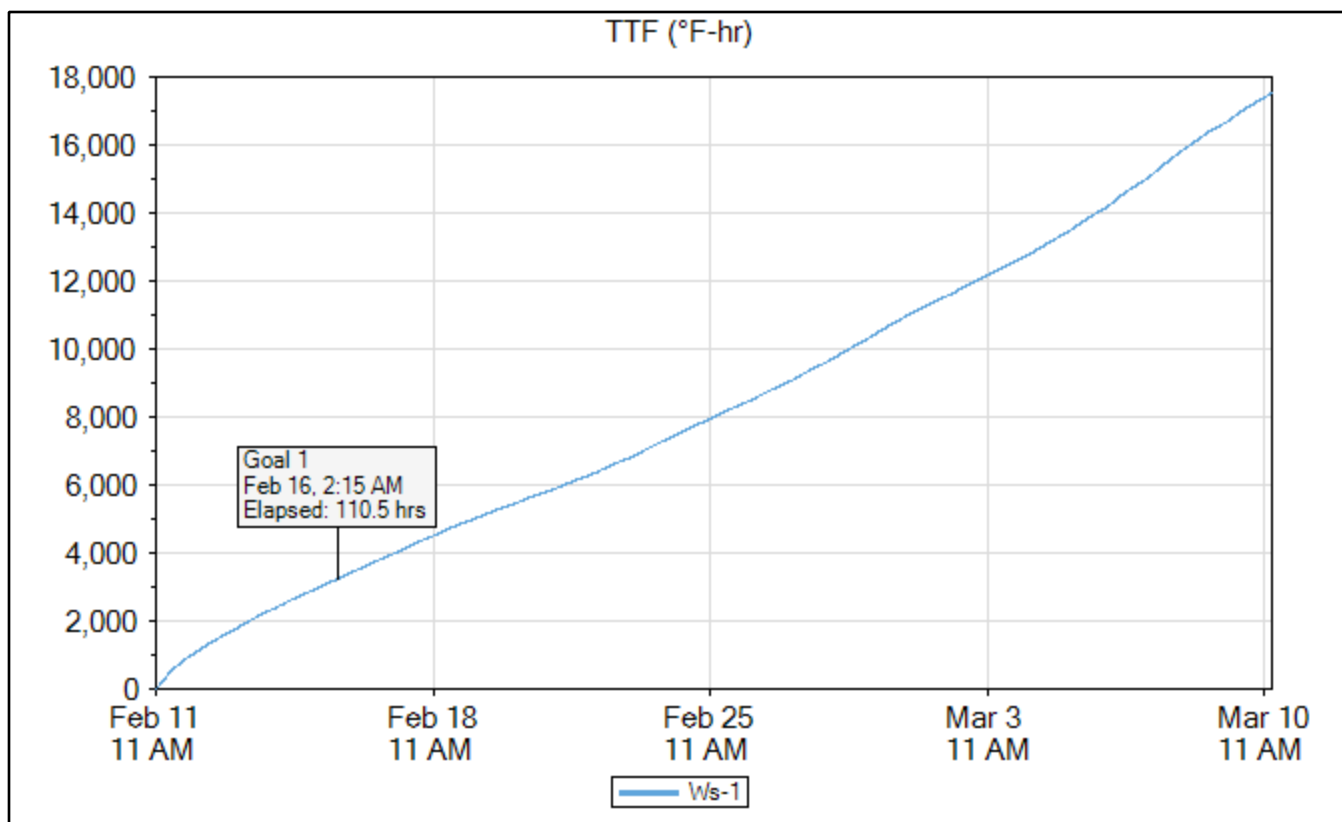
4x8 Insulated Cylinders Sensor Data

	Time	Elapsed Time (days.hours:minutes)	Temperature (°F)	TTF (°F-hr)	Strength (psi)
Goal 1	Feb 16, 2020 02:15 AM	4.14:30	36.5	3,251	4,001
Min Temp	Feb 20, 2020 07:15 AM	8.19:30	29.3	5,351	4,641
Max Temp	Feb 11, 2020 03:15 PM	03:30	79.7	189	352
Download	Mar 10, 2020 03:30 PM	28.03:45	52.7	17,539	6,164

Name	Ws-1
Serial Number	0000004DBF11
Location	
Depth (in)	4.5
Placement Date	Feb 11, 2020 11:45 AM
Sample Interval (minutes)	15

Maturity Method	Nurse-Saul
Datum Temp (°F)	14



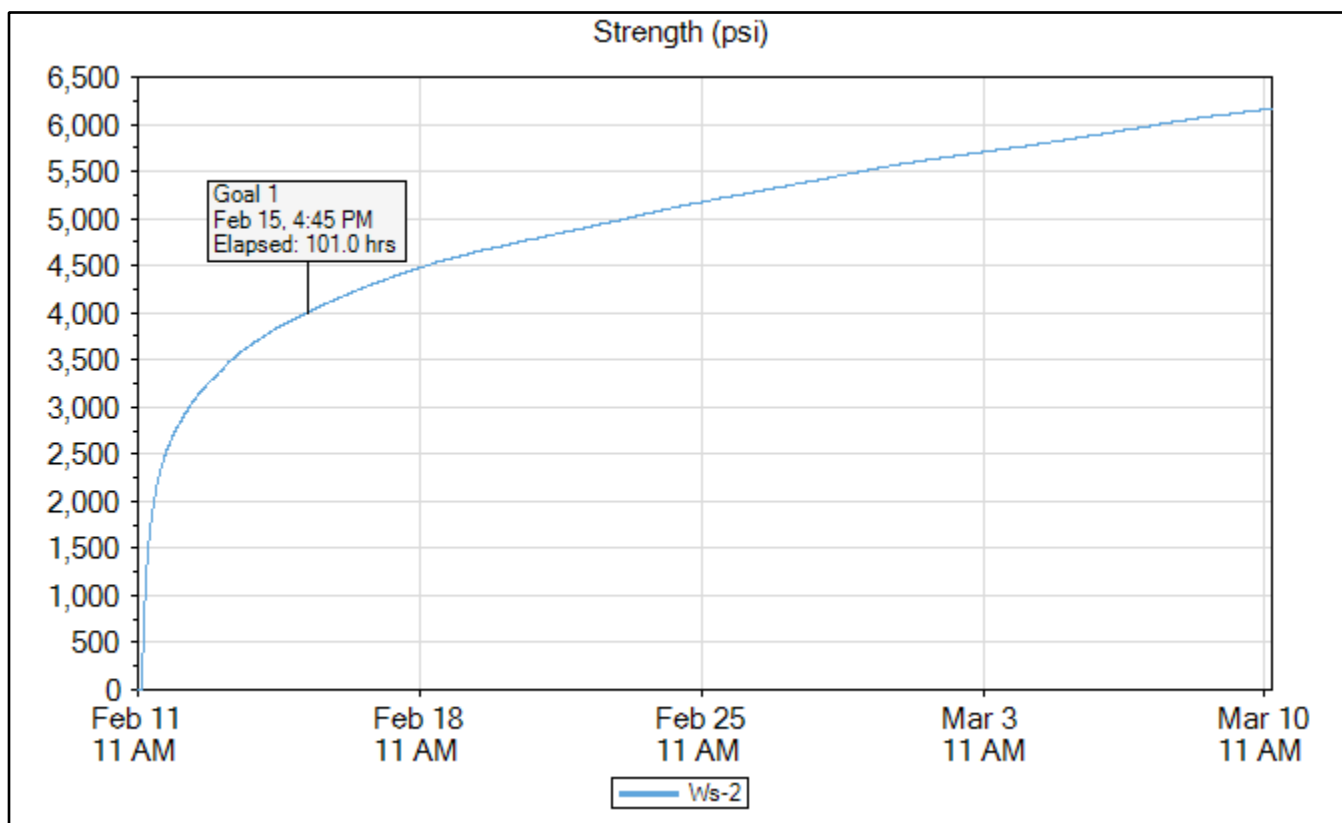


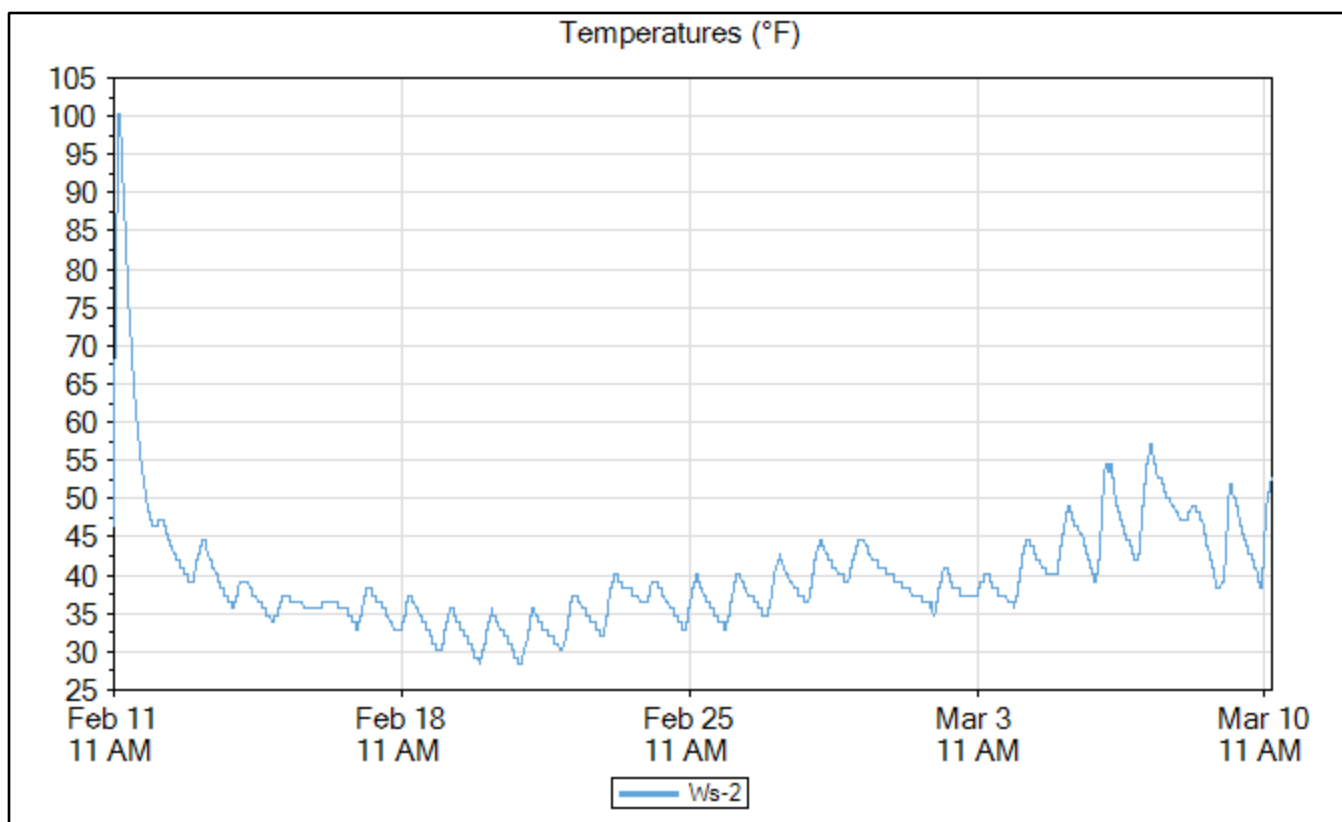
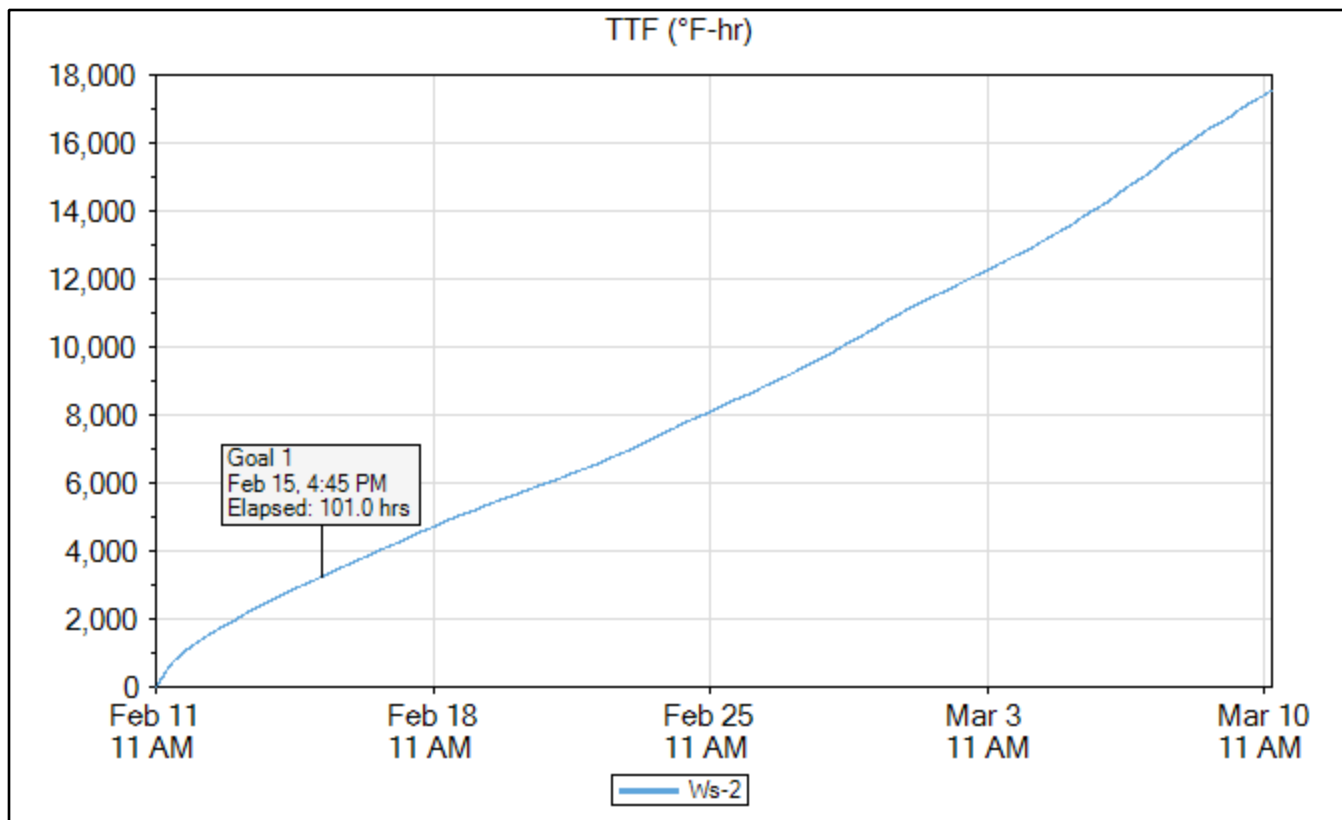
Ws-2

	Time	Elapsed Time (days.hours:minutes)	Temperature (°F)	TTF (°F-hr)	Strength (psi)
Goal 1	Feb 15, 2020 04:45 PM	4.05:00	37.4	3,254	4,002
Min Temp	Feb 20, 2020 09:00 AM	8.21:15	28.4	5,571	4,693
Max Temp	Feb 11, 2020 02:30 PM	02:45	100.4	187	333
Download	Mar 10, 2020 03:30 PM	28.03:45	52.7	17,554	6,165

Name	Ws-2
Serial Number	0000004DAC25
Location	
Depth (in)	4.5
Placement Date	Feb 11, 2020 11:45 AM
Sample Interval (minutes)	15

Maturity Method	Nurse-Saul
Datum Temp (°F)	14



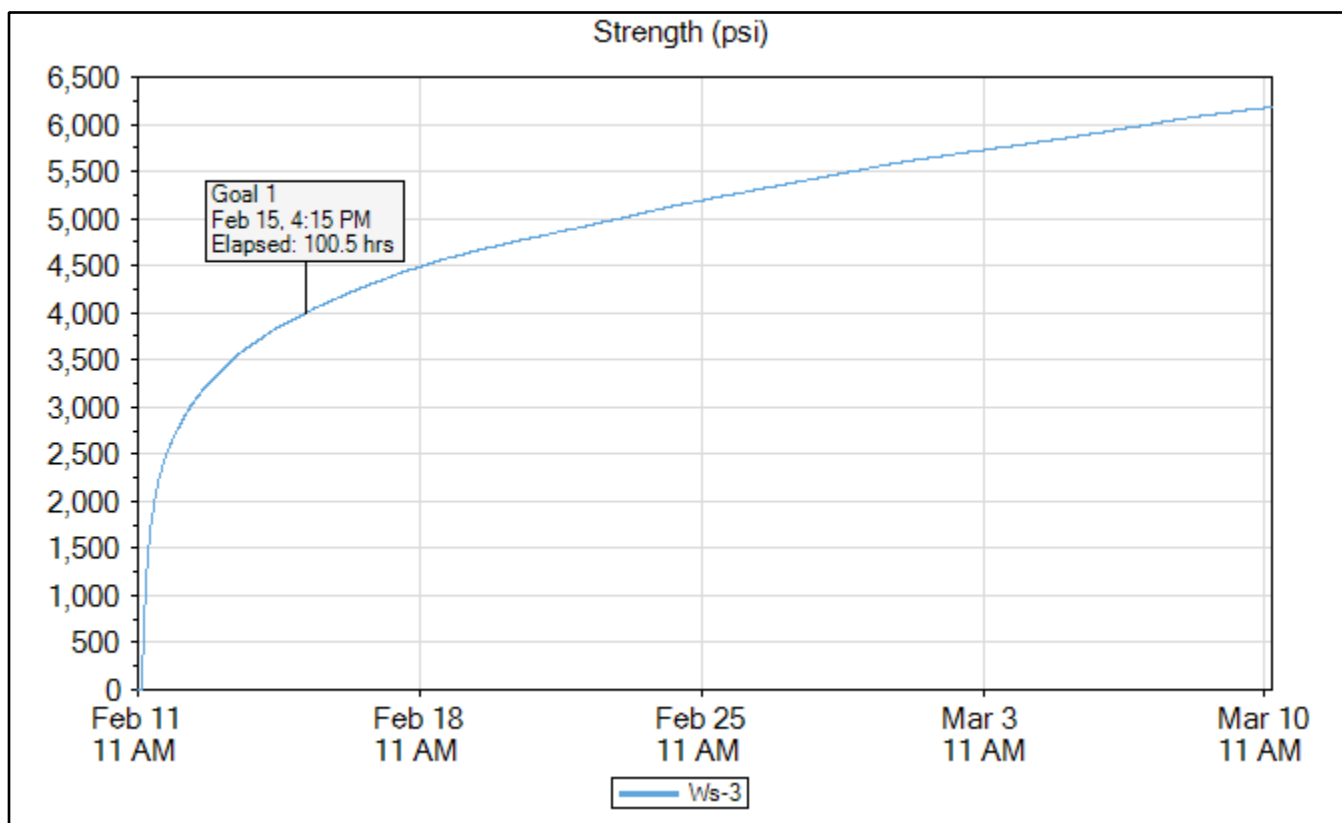


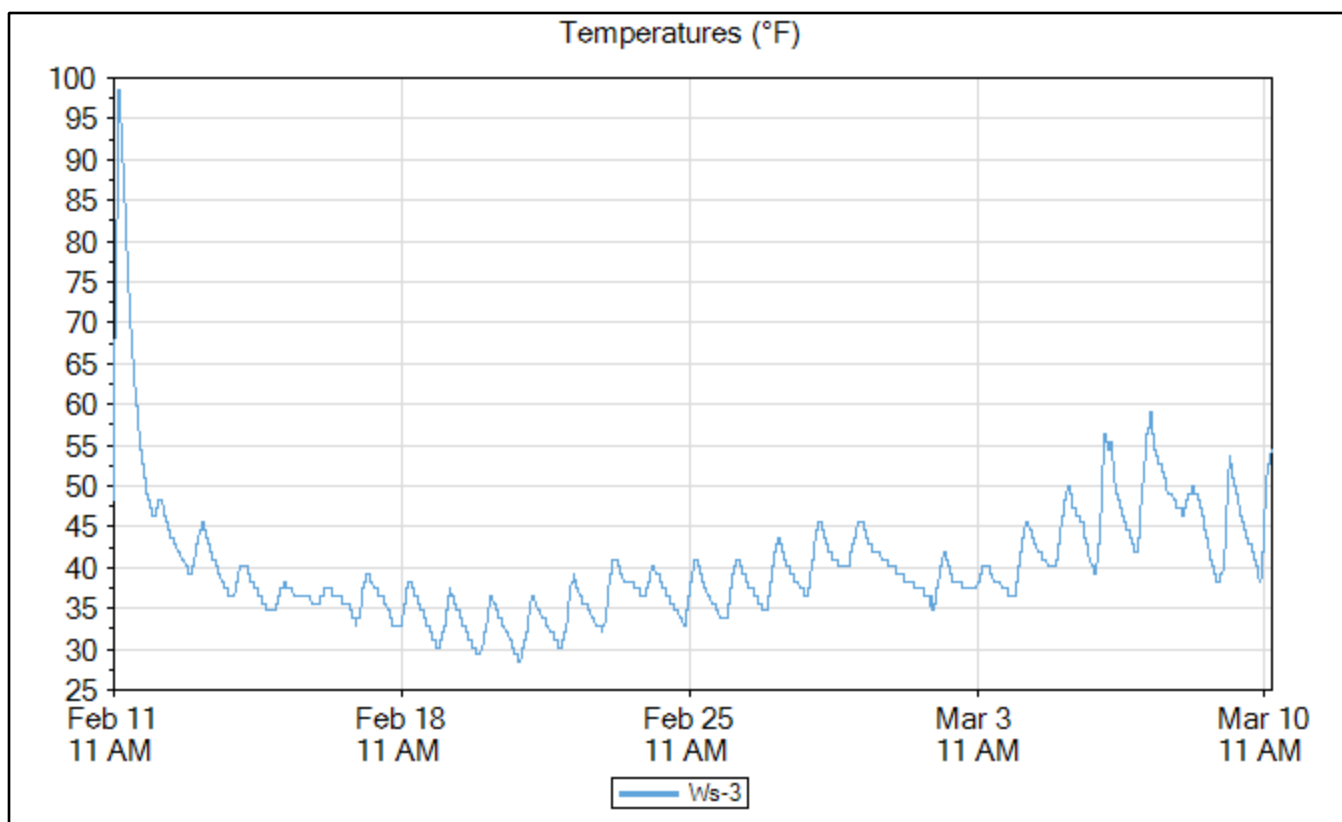
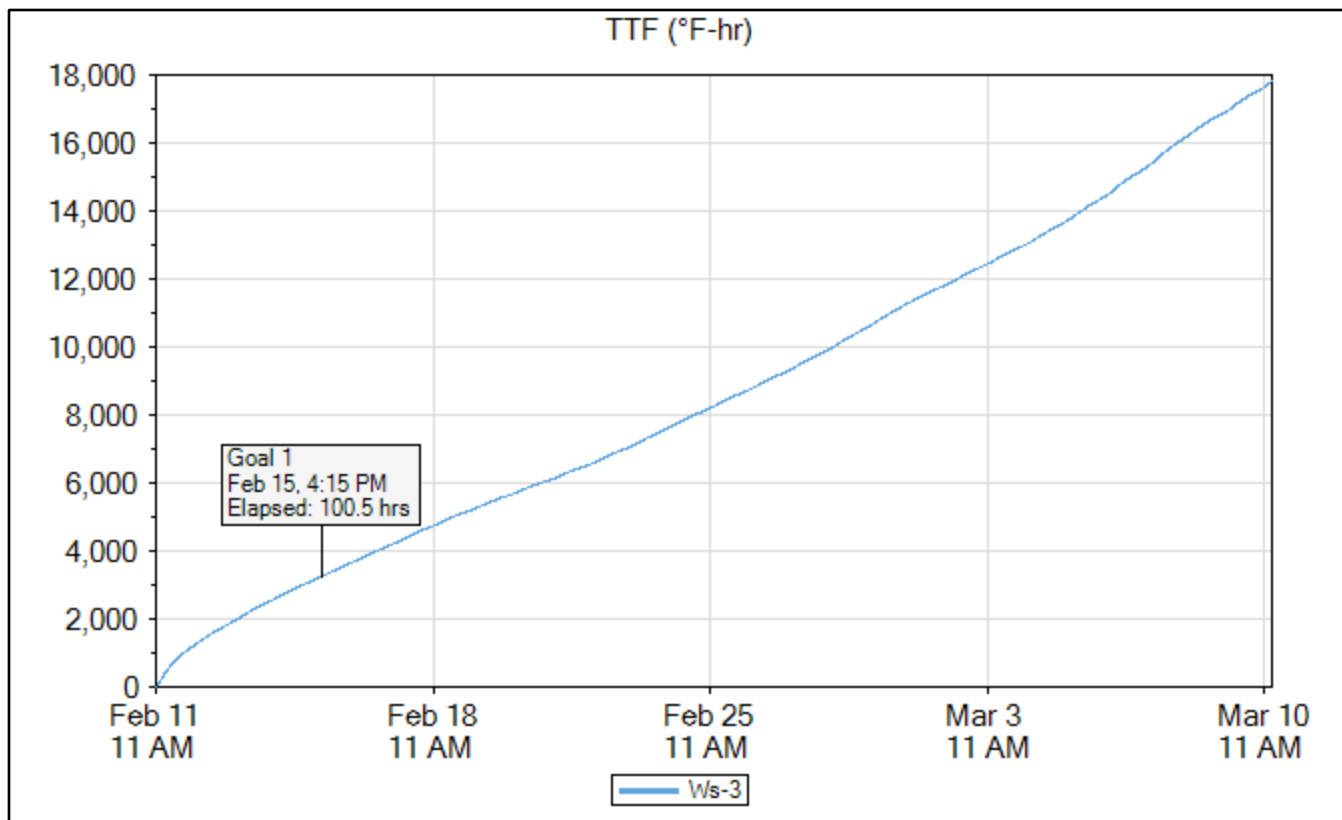
Ws-3

	Time	Elapsed Time (days.hours:minutes)	Temperature (°F)	TTF (°F-hr)	Strength (psi)
Goal 1	Feb 15, 2020 04:15 PM	4.04:30	38.3	3,252	4,002
Min Temp	Feb 21, 2020 07:45 AM	9.20:00	28.4	6,049	4,798
Max Temp	Feb 11, 2020 02:30 PM	02:45	98.6	181	296
Download	Mar 10, 2020 03:30 PM	28.03:45	54.5	17,795	6,183

Name	Ws-3
Serial Number	0000004DC764
Location	
Depth (in)	4.5
Placement Date	Feb 11, 2020 11:45 AM
Sample Interval (minutes)	15

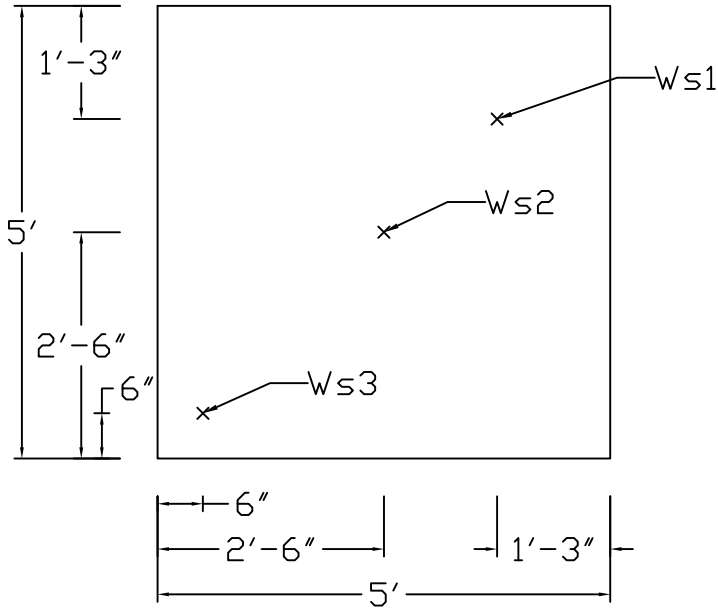
Maturity Method	Nurse-Saul
Datum Temp (°F)	14



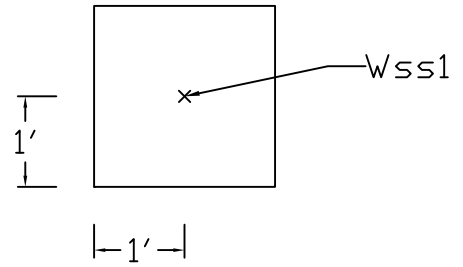


Mix A - White 55 Degrees Group TMM Sensors Layout

Large 5'x5' Slab



Small 2'x2' Slab

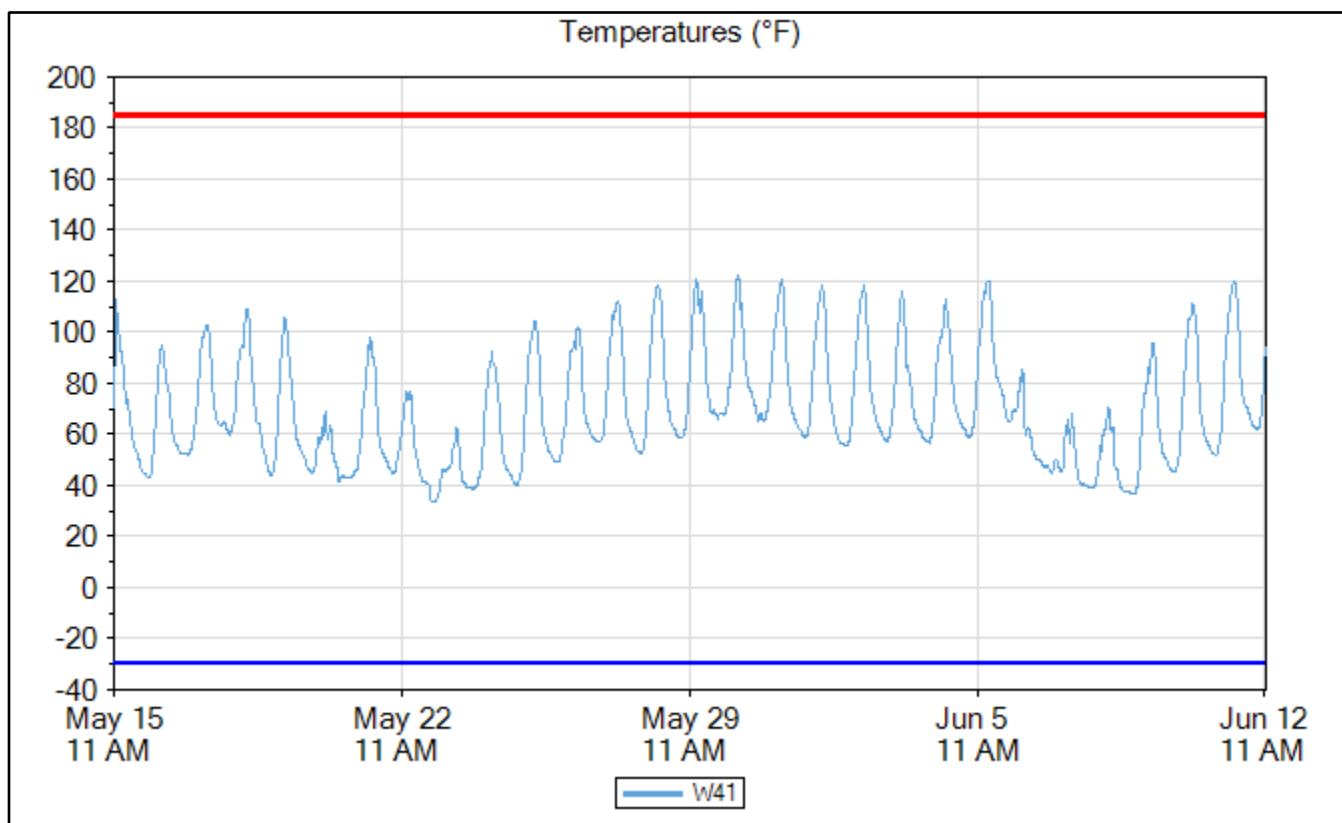


W41

4"x8" Reference Cylinder Data

	Time	Elapsed Time (days.hours:minutes)	Temperature (°F)
Min Temp	May 23, 2020 04:30 AM	7.17:15	33.8
Max Temp	May 30, 2020 03:15 PM	15.04:00	122.0
Download	Jun 12, 2020 11:45 AM	28.00:30	94.1

Name	W41
Serial Number	0000004DCEC0
Location	
Depth (in)	4.0
Placement Date	May 15, 2020 11:15 AM
Sample Interval (minutes)	15

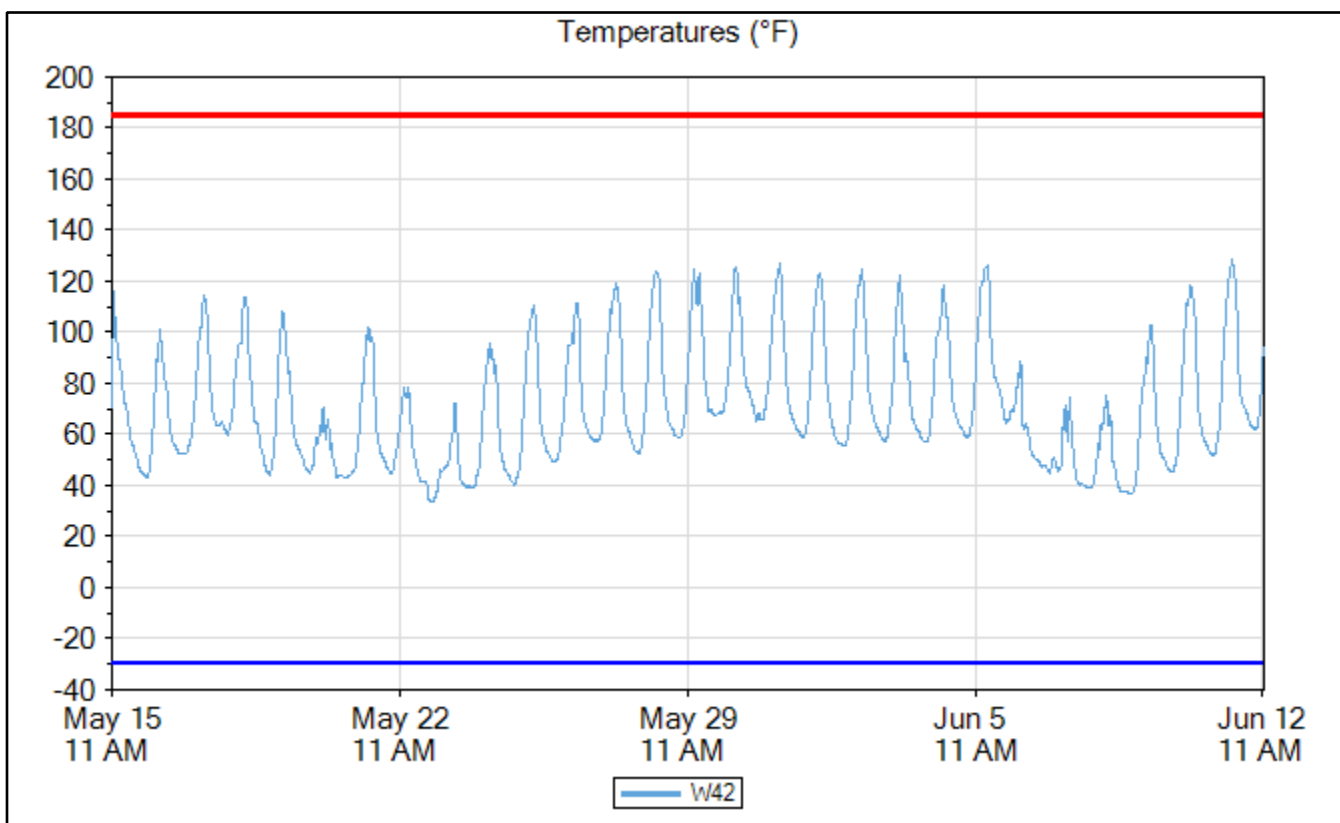


W42

4"x8" Reference Cylinder Data

	Time	Elapsed Time (days.hours:minutes)	Temperature (°F)
Min Temp	May 23, 2020 05:00 AM	7.17:45	33.8
Max Temp	Jun 11, 2020 05:15 PM	27.06:00	128.3
Download	Jun 12, 2020 11:45 AM	28.00:30	94.1

Name	W42
Serial Number	0000004DD127
Location	
Depth (in)	4.0
Placement Date	May 15, 2020 11:15 AM
Sample Interval (minutes)	15

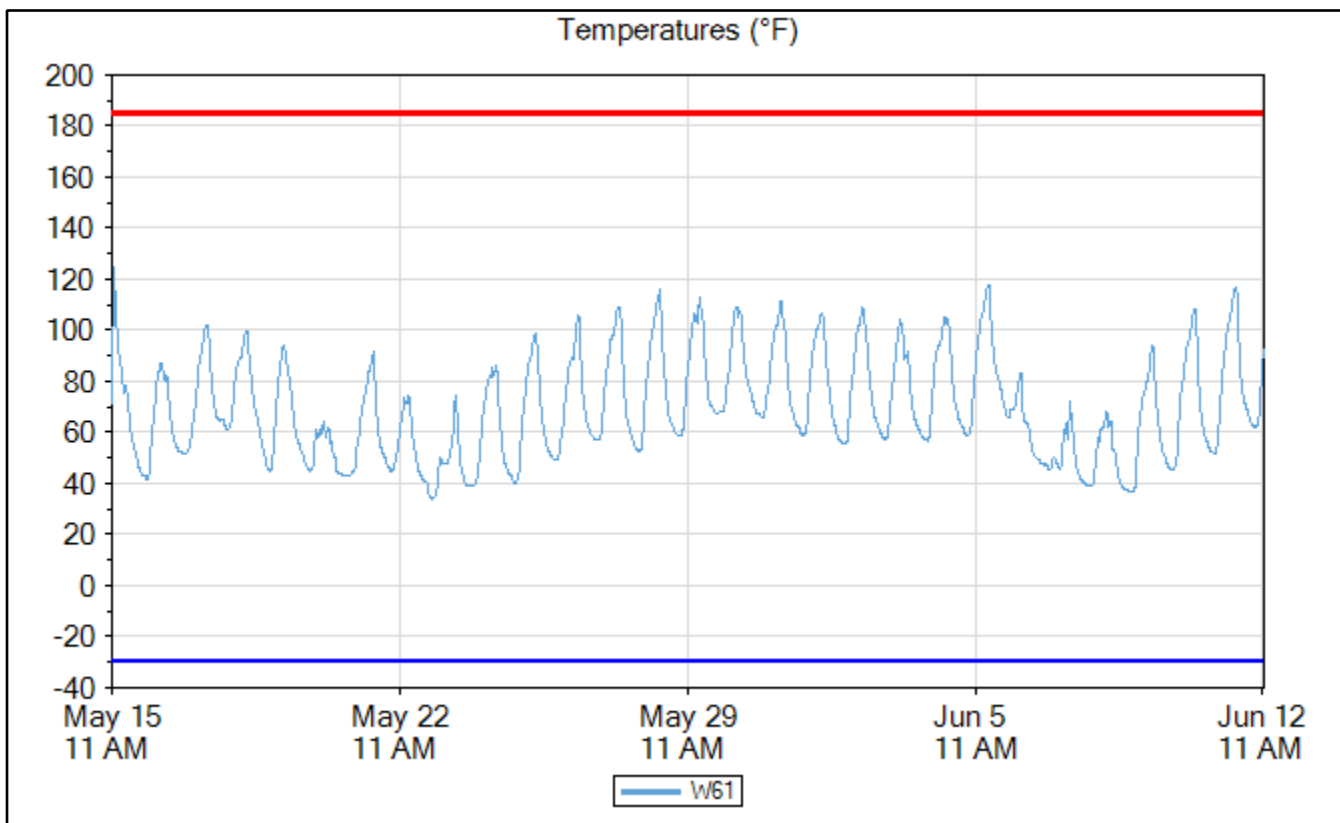


6"x12"Reference Cylinder Data

W61

	Time	Elapsed Time (days.hours:minutes)	Temperature (°F)
Min Temp	May 23, 2020 06:15 AM	7.19:00	33.8
Max Temp	May 15, 2020 12:30 PM	01:15	124.7
Download	Jun 12, 2020 11:45 AM	28.00:30	92.3

Name	W61
Serial Number	0000004DC14B
Location	
Depth (in)	6.0
Placement Date	May 15, 2020 11:15 AM
Sample Interval (minutes)	15

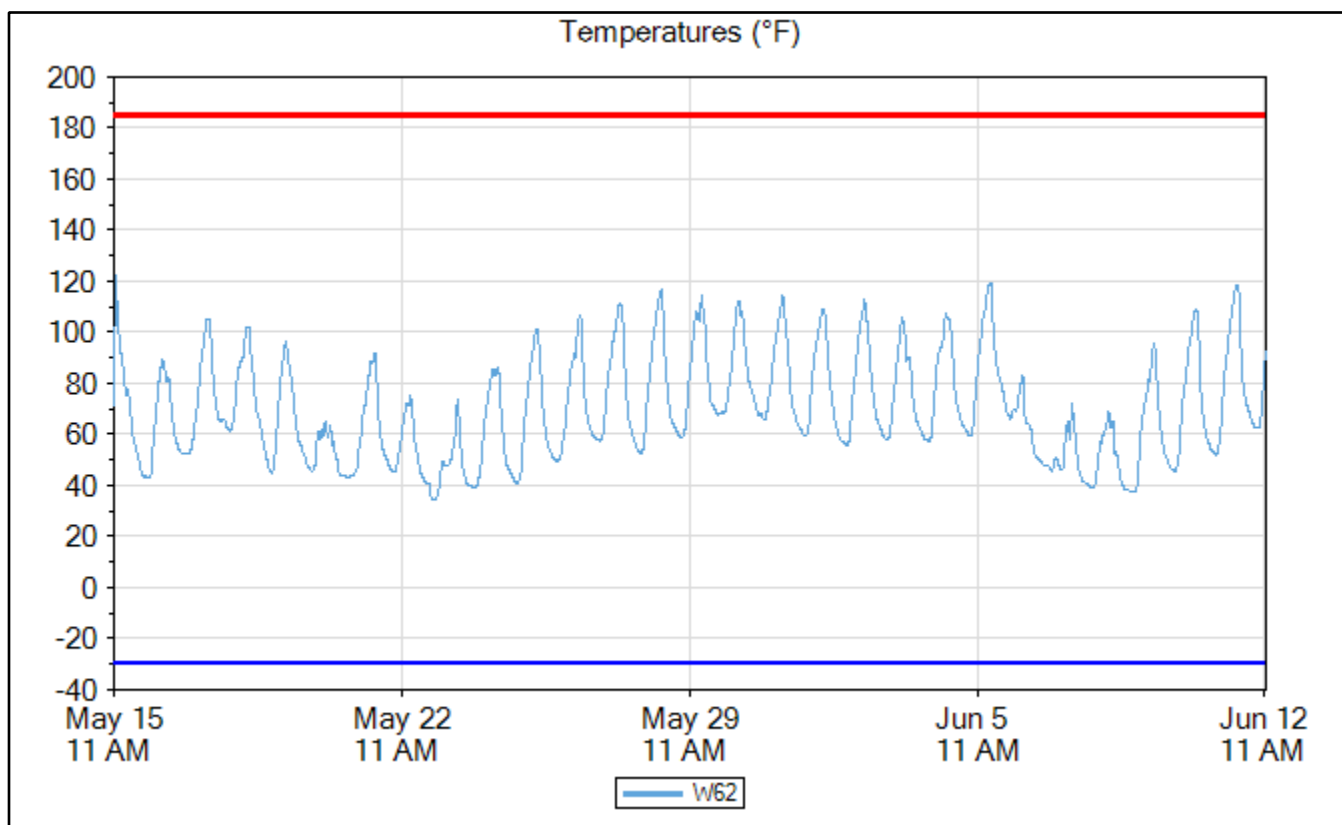


6"x12" Reference Cylinder Data

W62

	Time	Elapsed Time (days.hours:minutes)	Temperature (°F)
Min Temp	May 23, 2020 05:15 AM	7.18:00	34.7
Max Temp	May 15, 2020 12:15 PM	01:00	122.0
Download	Jun 12, 2020 11:45 AM	28.00:30	92.3

Name	W62
Serial Number	0000004DBCB6
Location	
Depth (in)	6.0
Placement Date	May 15, 2020 11:15 AM
Sample Interval (minutes)	15

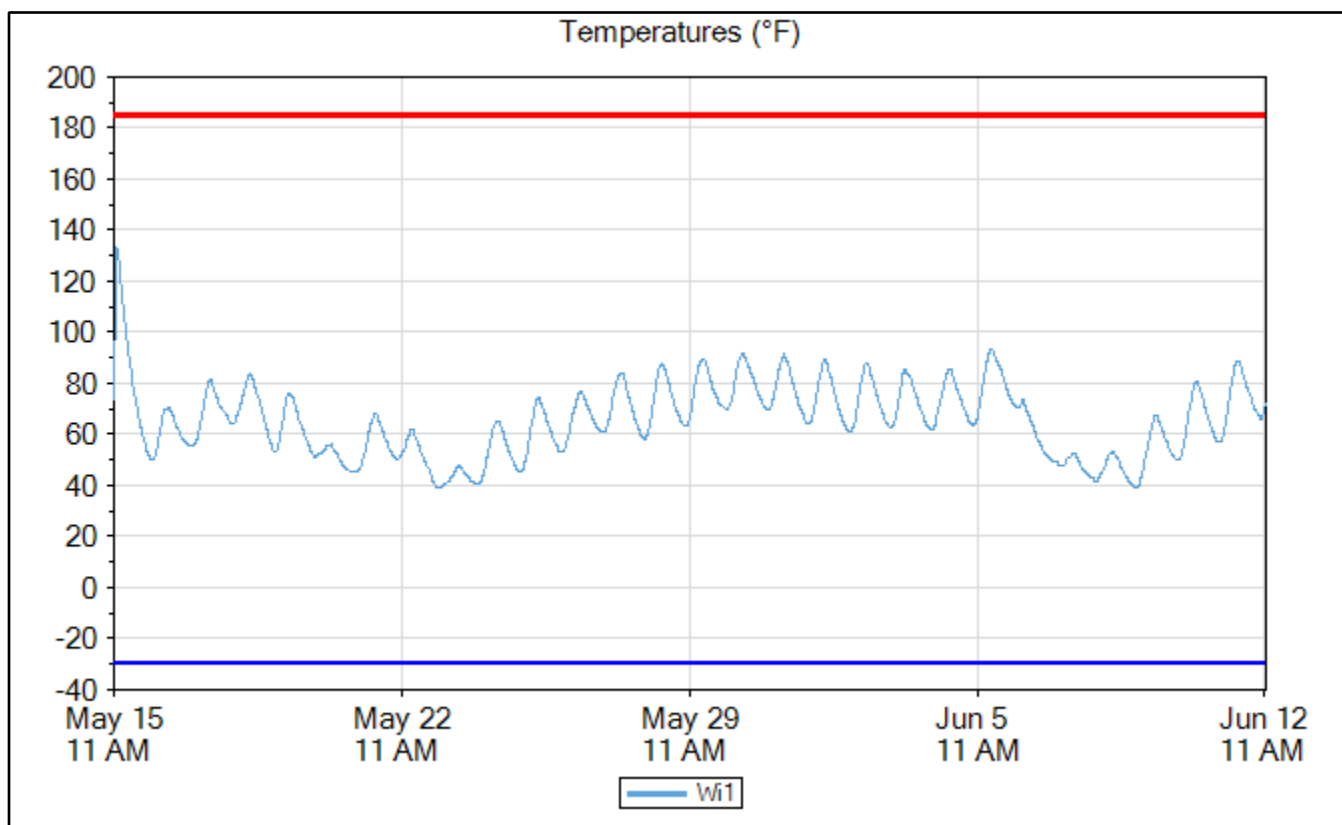


Insulated 4"x8" Reference Cylinder Data

Wi1

	Time	Elapsed Time (days.hours:minutes)	Temperature (°F)
Min Temp	May 23, 2020 07:45 AM	7.20:30	39.2
Max Temp	May 15, 2020 01:00 PM	01:45	133.7
Download	Jun 12, 2020 12:00 PM	28.00:45	72.5

Name	Wi1
Serial Number	0000004DCD70
Location	
Depth (in)	4.0
Placement Date	May 15, 2020 11:15 AM
Sample Interval (minutes)	15

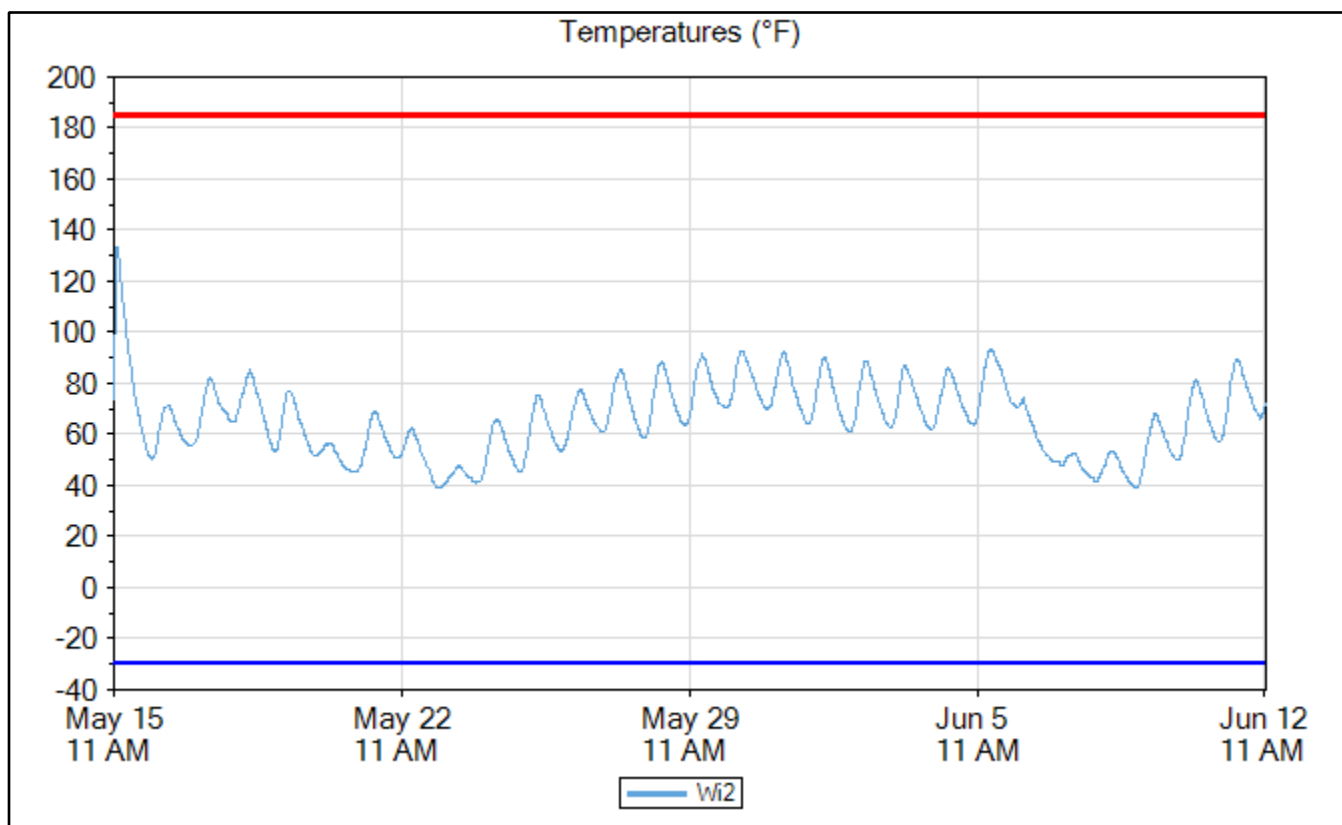


Insulated 4"x8" Reference Cylinder Data

Wi2

	Time	Elapsed Time (days.hours:minutes)	Temperature (°F)
Min Temp	May 23, 2020 07:45 AM	7.20:30	39.2
Max Temp	May 15, 2020 01:00 PM	01:45	133.7
Download	Jun 12, 2020 11:45 AM	28.00:30	72.5

Name	Wi2
Serial Number	0000004DADD0
Location	
Depth (in)	4.0
Placement Date	May 15, 2020 11:15 AM
Sample Interval (minutes)	15



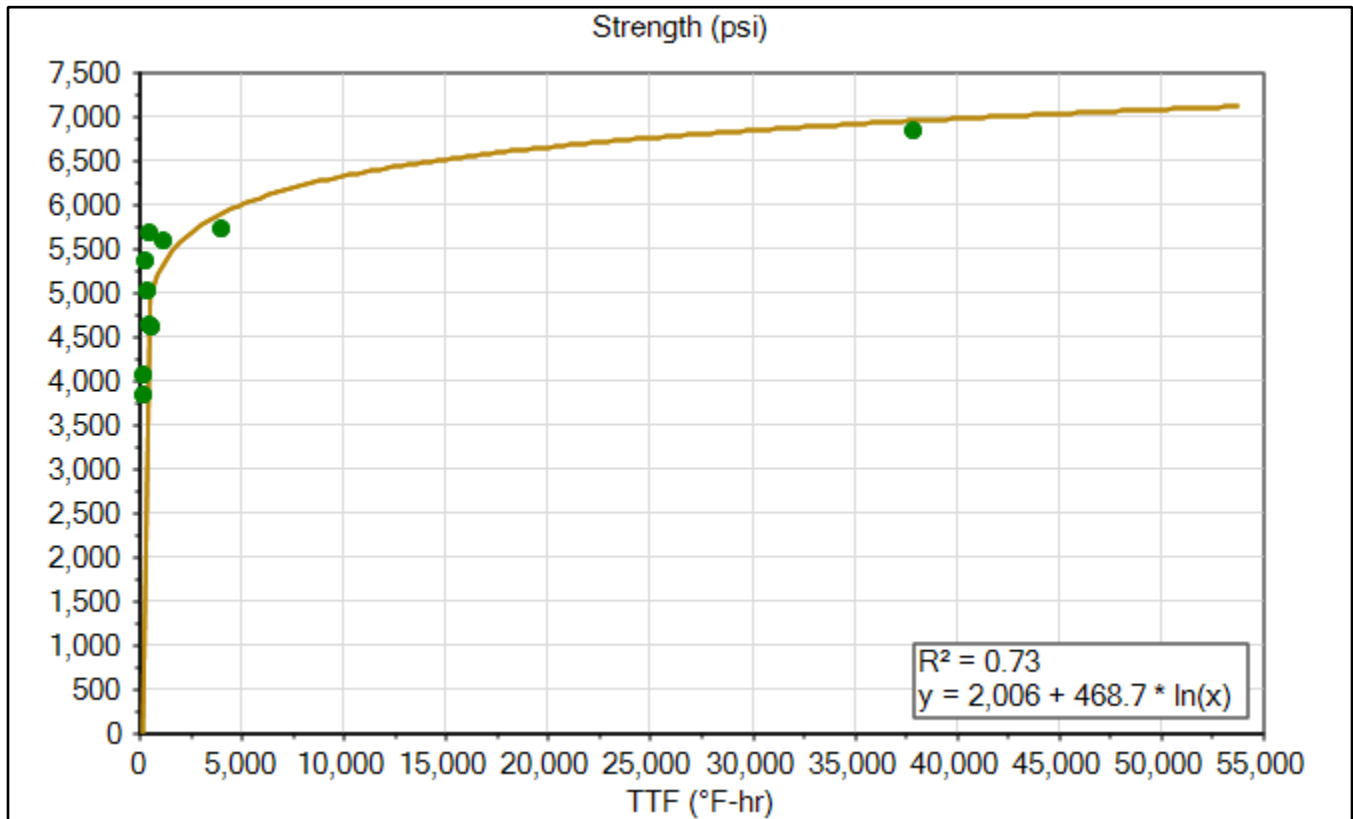
4x8 Cylinders Maturity Curve

Maturity Curve Report

Timestamp	Age (hours)	Strength (psi)	TTF (°F-hr)
May 15, 2020 01:16 PM	1.766667	4,074	160
May 15, 2020 02:01 PM	2.516667	3,839	226
May 15, 2020 02:59 PM	3.483333	5,365	306
May 15, 2020 04:17 PM	4.783333	5,014	402
May 15, 2020 05:08 PM	5.633333	4,641	471
May 15, 2020 05:56 PM	6.433333	5,679	519
May 15, 2020 06:32 PM	7.033333	4,621	549
May 16, 2020 11:15 AM	23.75	5,588	1,202
May 18, 2020 11:40 AM	72.16666	5,729	4,029
Jun 12, 2020 11:17 AM	671.7833	6,848	37,865

Maturity Method	Nurse-Saul
Datum Temp (°F)	14

Curve-Fit Model	Ln
Intercept (psi)	2,006
Slope	468.7
Equation	$y = 2,006 + 468.7 * \ln(x)$
R²	0.73



Signature _____

Print _____

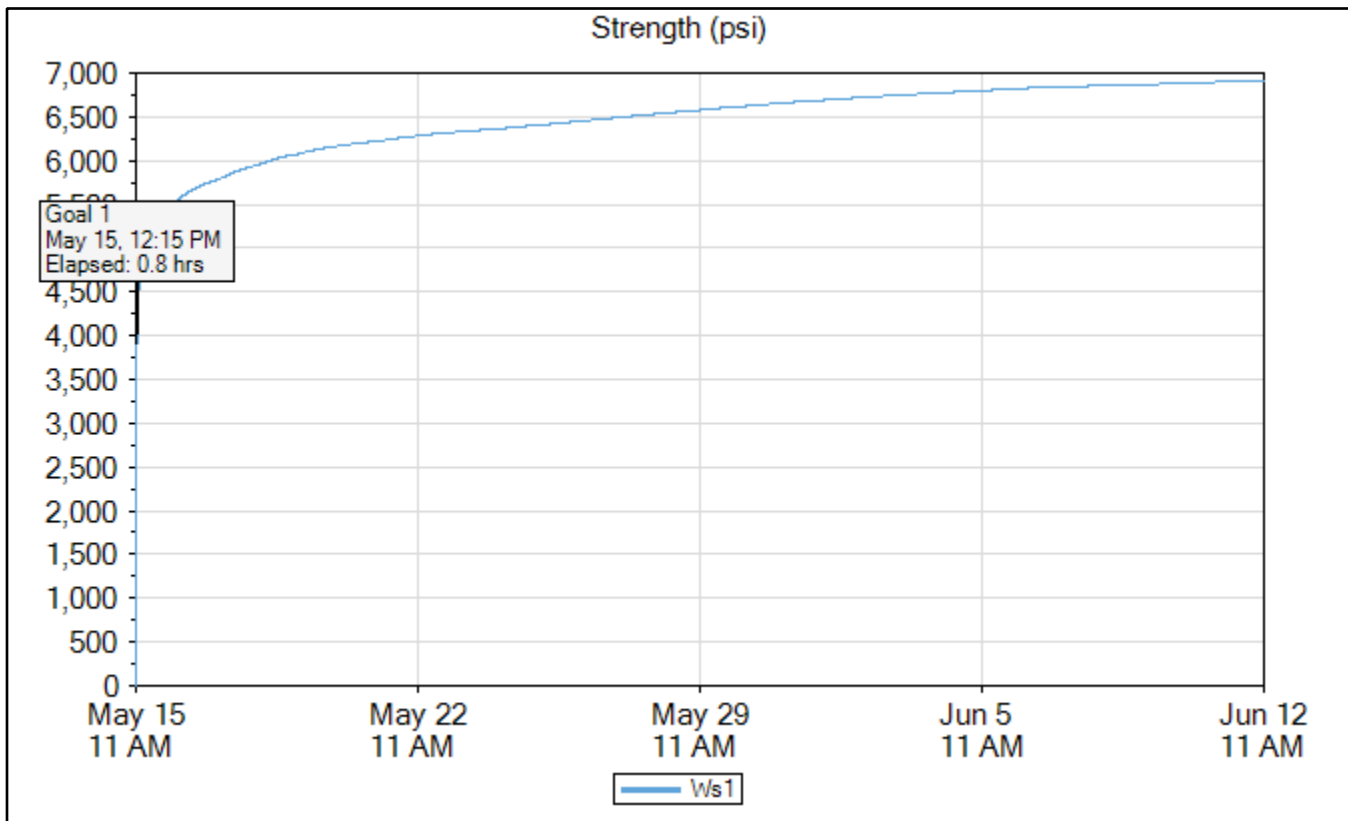
Ws1

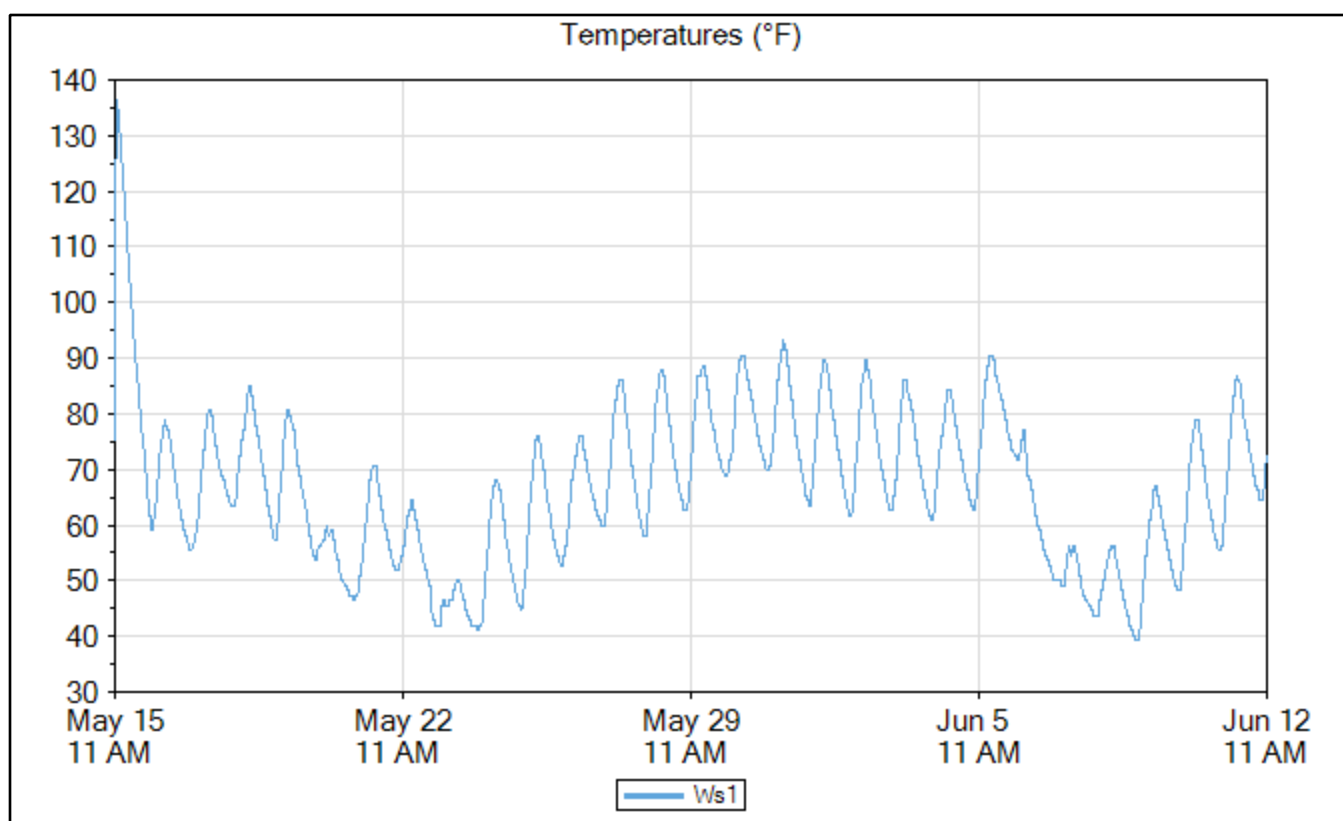
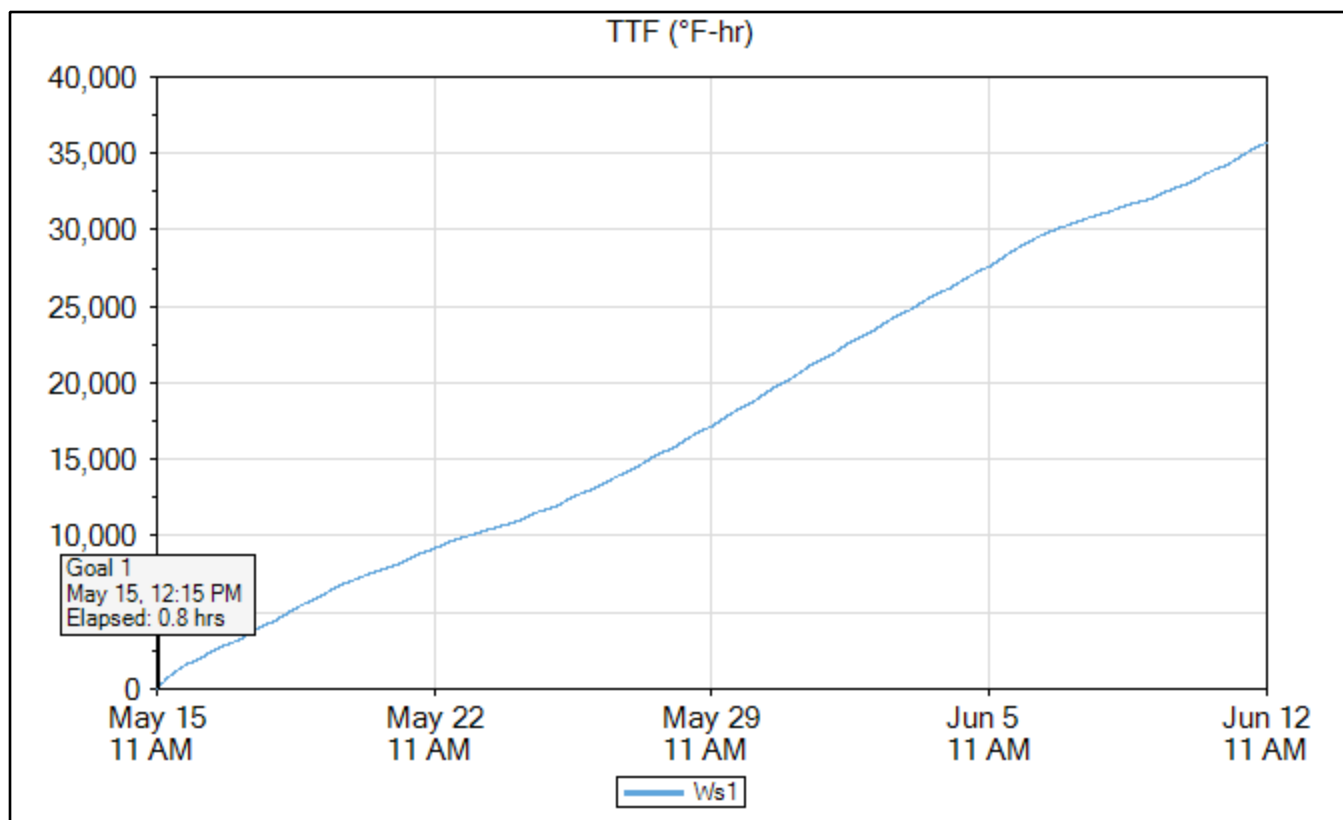
4x8 Cylinders Sensor Data

	Time	Elapsed Time (days.hours:minutes)	Temperature (°F)	TTF (°F-hr)	Strength (psi)
Goal 1	May 15, 2020 12:15 PM	00:45	130.1	74	4,020
Min Temp	Jun 09, 2020 06:45 AM	24.19:15	39.2	31,842	6,866
Max Temp	May 15, 2020 12:45 PM	01:15	136.4	134	4,303
Download	Jun 12, 2020 11:45 AM	28.00:15	72.5	35,714	6,919

Name	Ws1
Serial Number	0000004DBB5C
Location	
Depth (in)	4.5
Placement Date	May 15, 2020 11:20 AM
Sample Interval (minutes)	15

Maturity Method	Nurse-Saul
Datum Temp (°F)	14



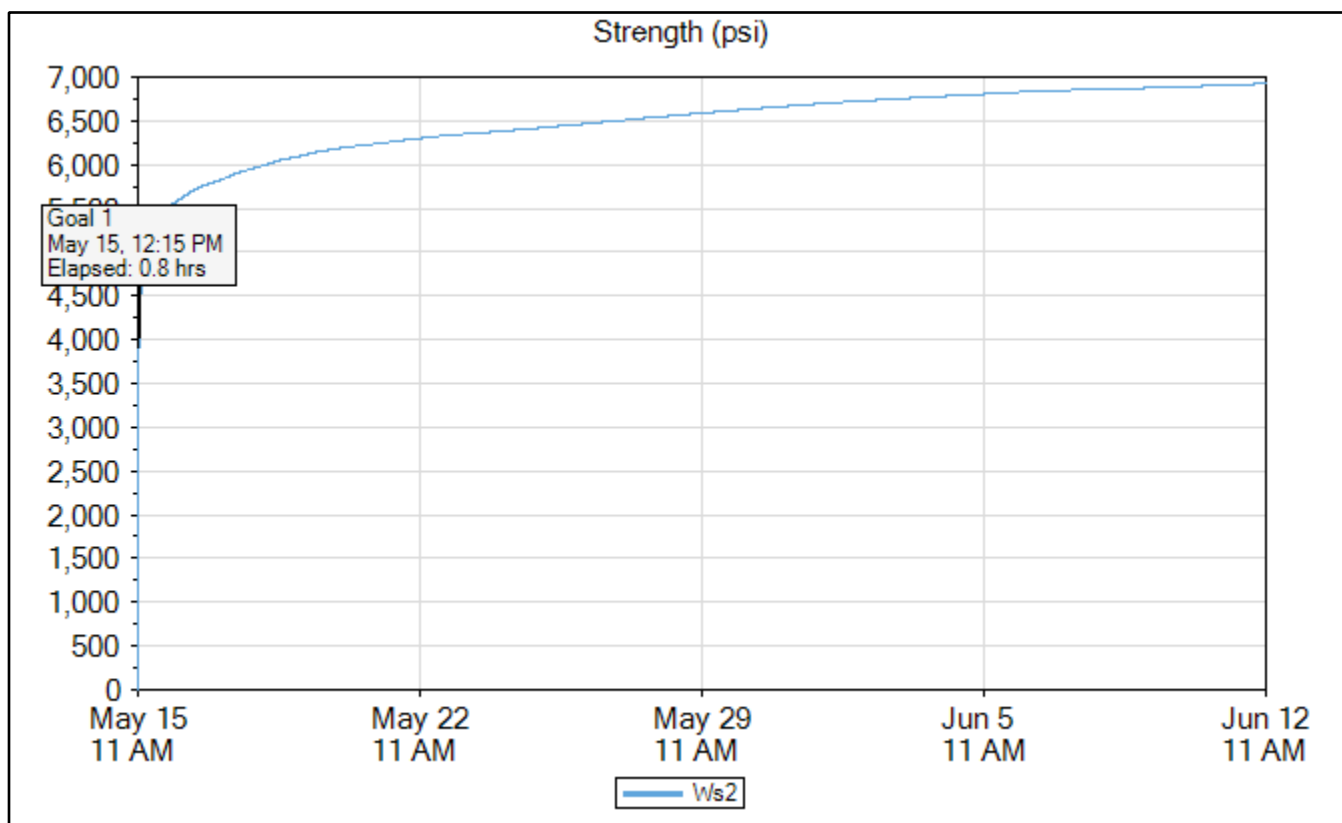


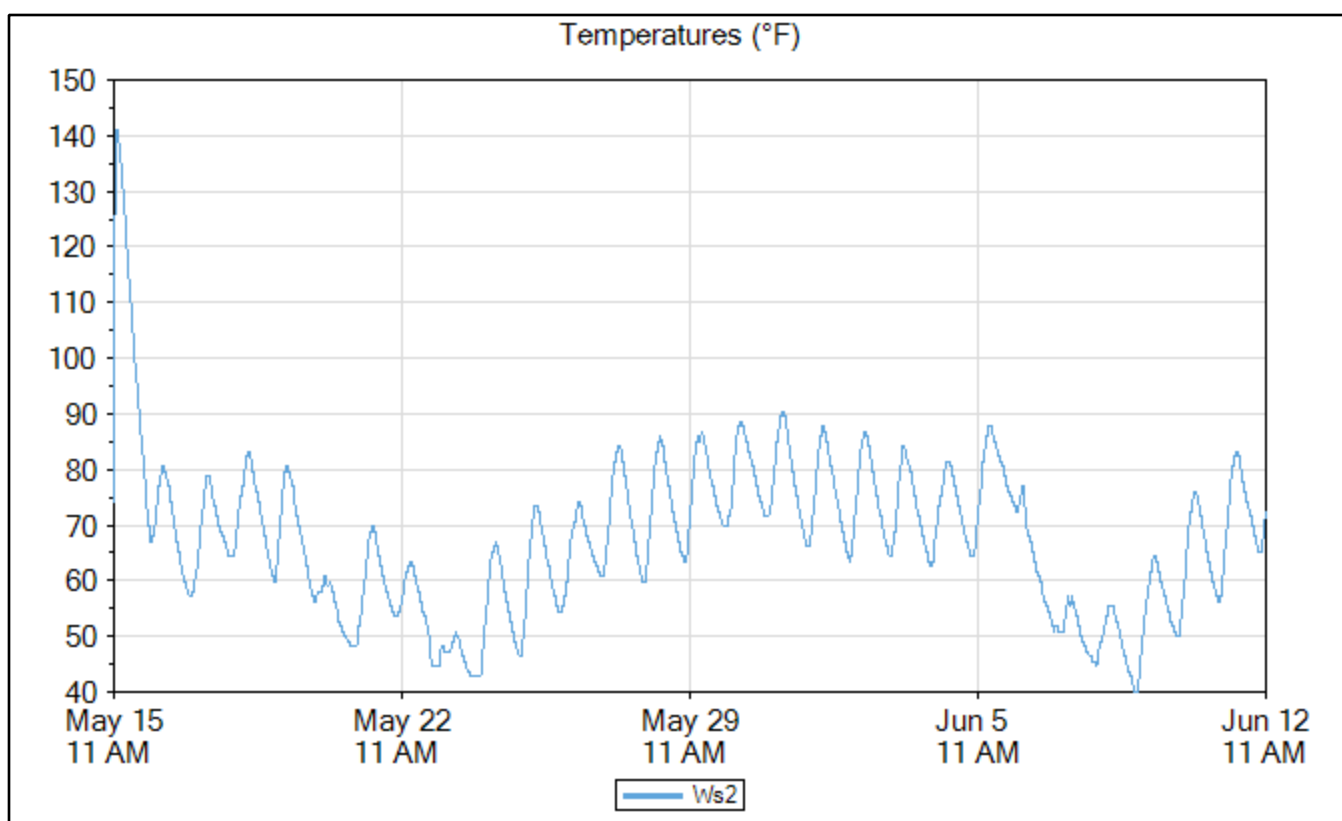
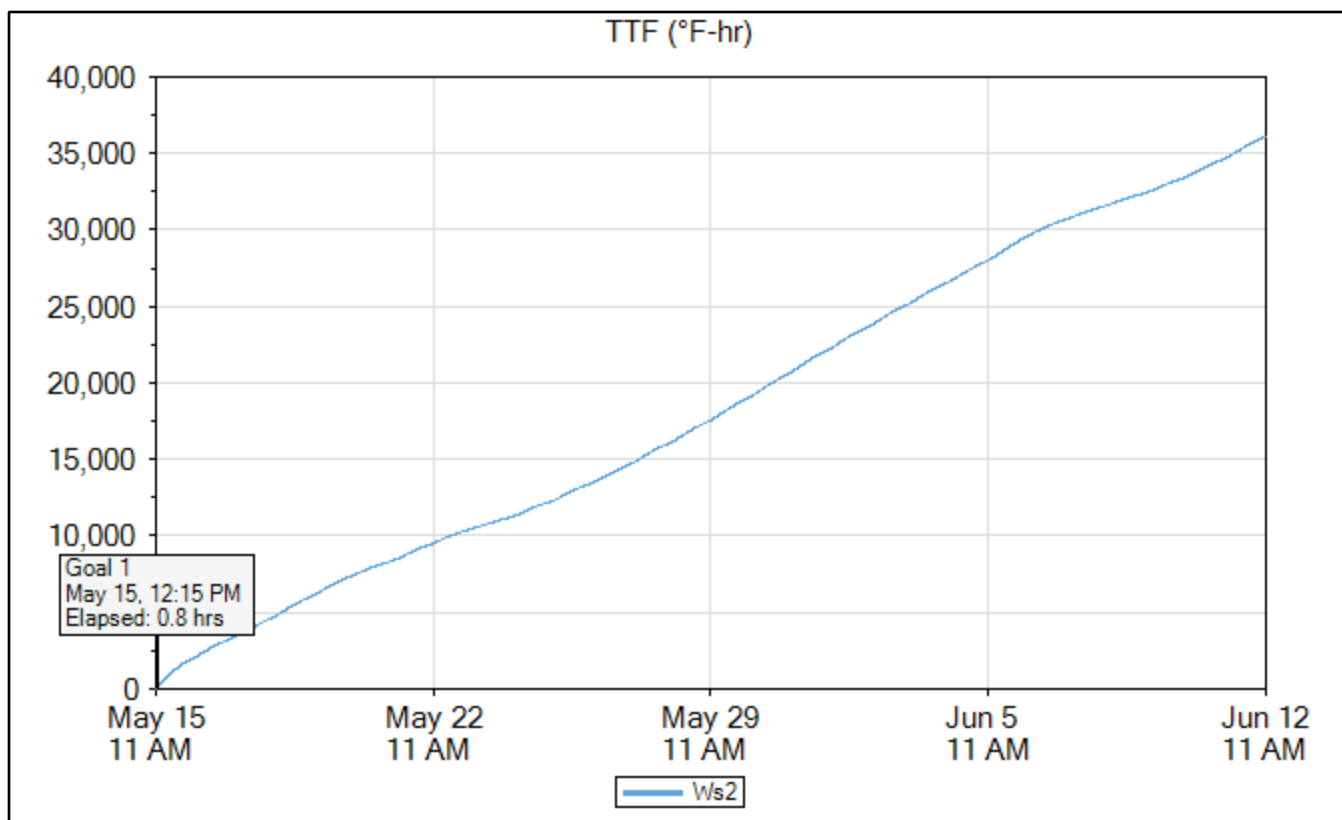
Ws2

	Time	Elapsed Time (days.hours:minutes)	Temperature (°F)	TTF (°F-hr)	Strength (psi)
Goal 1	May 15, 2020 12:15 PM	00:45	130.1	73	4,018
Min Temp	Jun 09, 2020 07:30 AM	24.20:00	40.1	32,316	6,873
Max Temp	May 15, 2020 01:00 PM	01:30	140.9	167	4,403
Download	Jun 12, 2020 11:45 AM	28.00:15	72.5	36,134	6,925

Name	Ws2
Serial Number	0000004DB6BB
Location	
Depth (in)	4.5
Placement Date	May 15, 2020 11:20 AM
Sample Interval (minutes)	15

Maturity Method	Nurse-Saul
Datum Temp (°F)	14



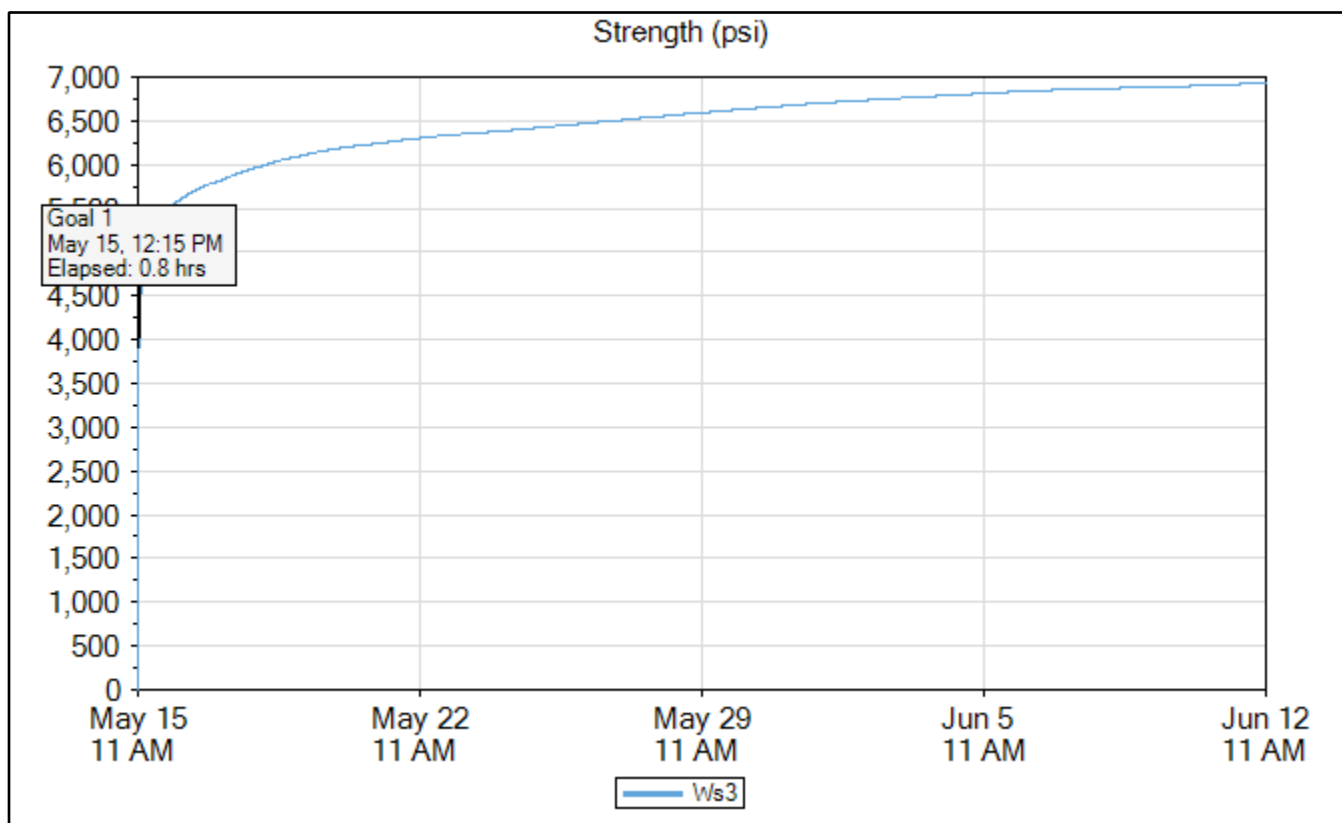


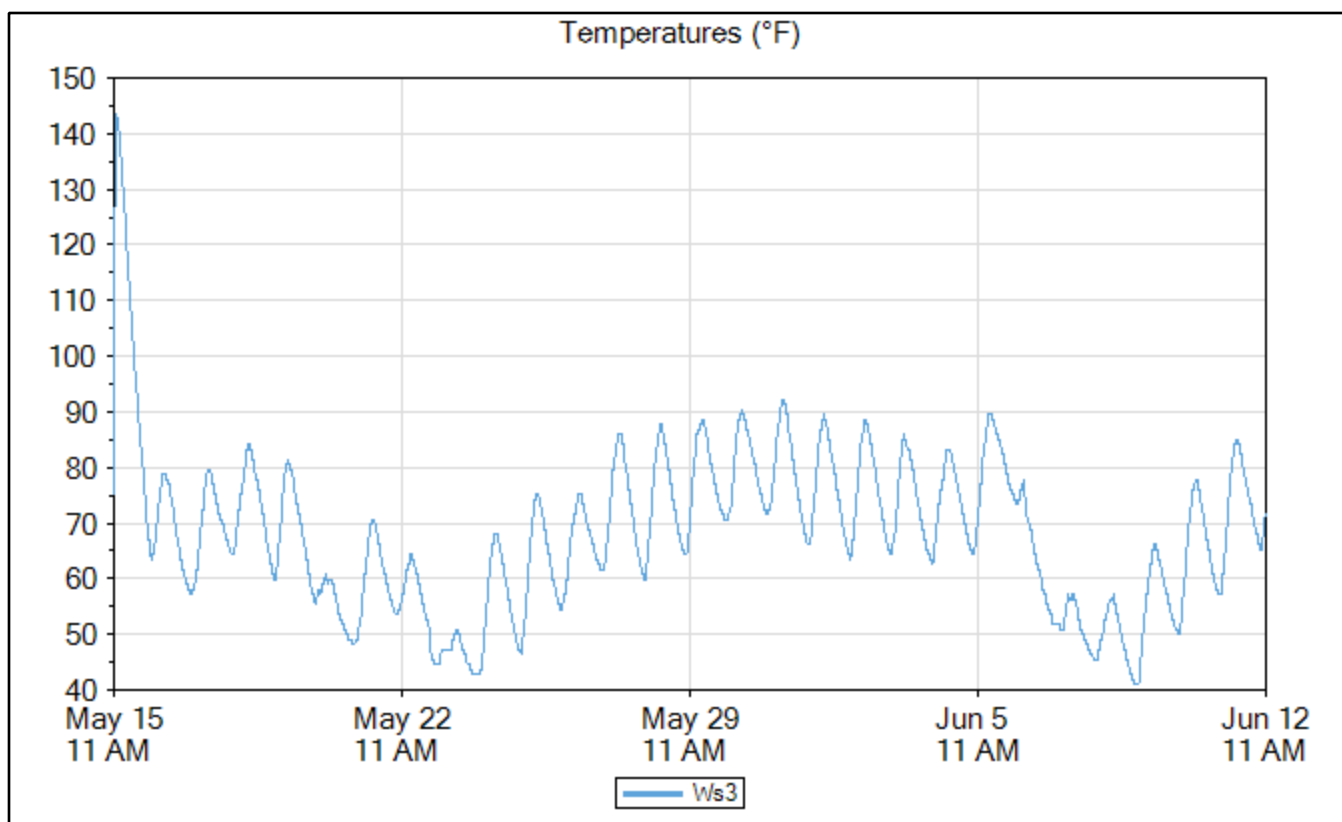
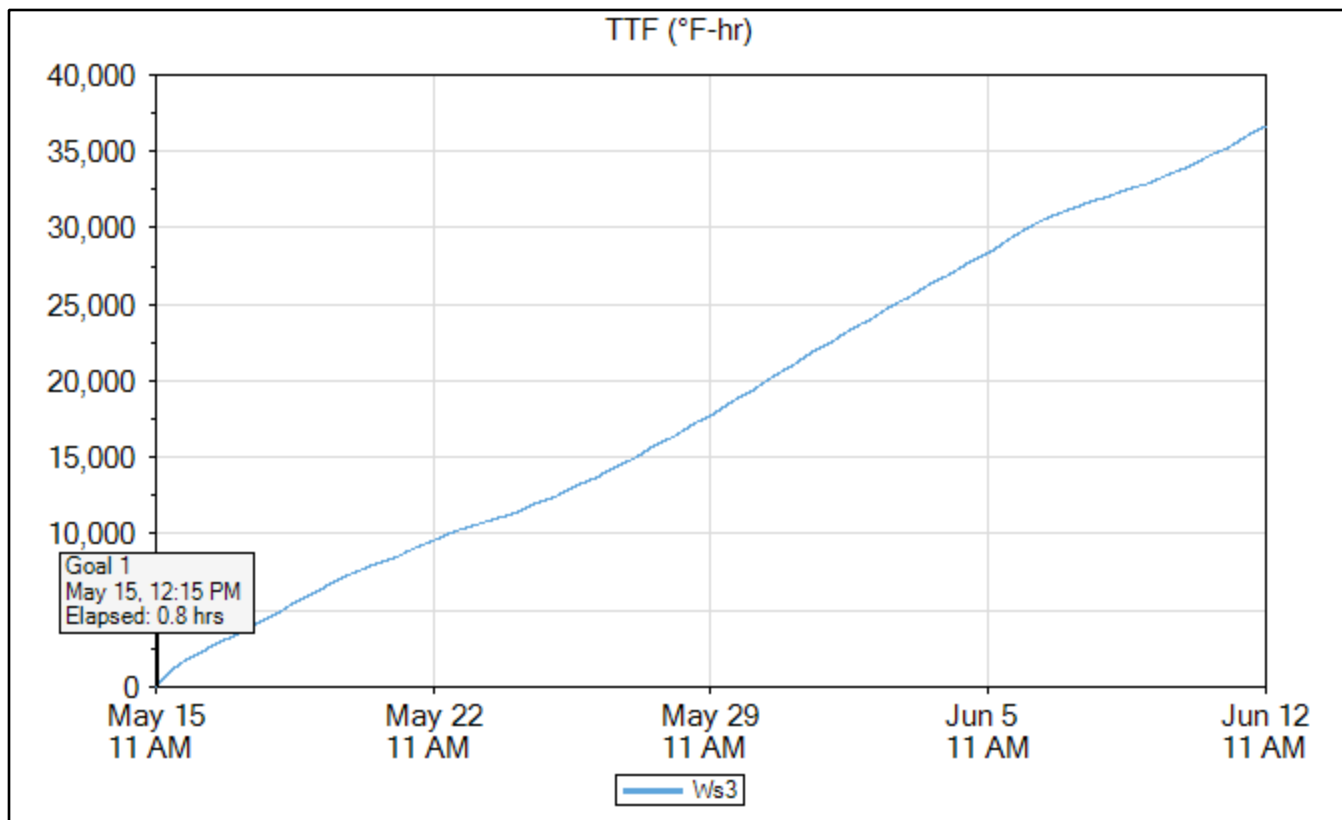
Ws3

	Time	Elapsed Time (days.hours:minutes)	Temperature (°F)	TTF (°F-hr)	Strength (psi)
Goal 1	May 15, 2020 12:15 PM	00:45	131.9	74	4,022
Min Temp	Jun 09, 2020 07:00 AM	24.19:30	41.0	32,739	6,879
Max Temp	May 15, 2020 01:15 PM	01:45	143.6	201	4,492
Download	Jun 12, 2020 11:45 AM	28.00:15	71.6	36,651	6,932

Name	Ws3
Serial Number	0000004DB86C
Location	
Depth (in)	4.5
Placement Date	May 15, 2020 11:20 AM
Sample Interval (minutes)	15

Maturity Method	Nurse-Saul
Datum Temp (°F)	14



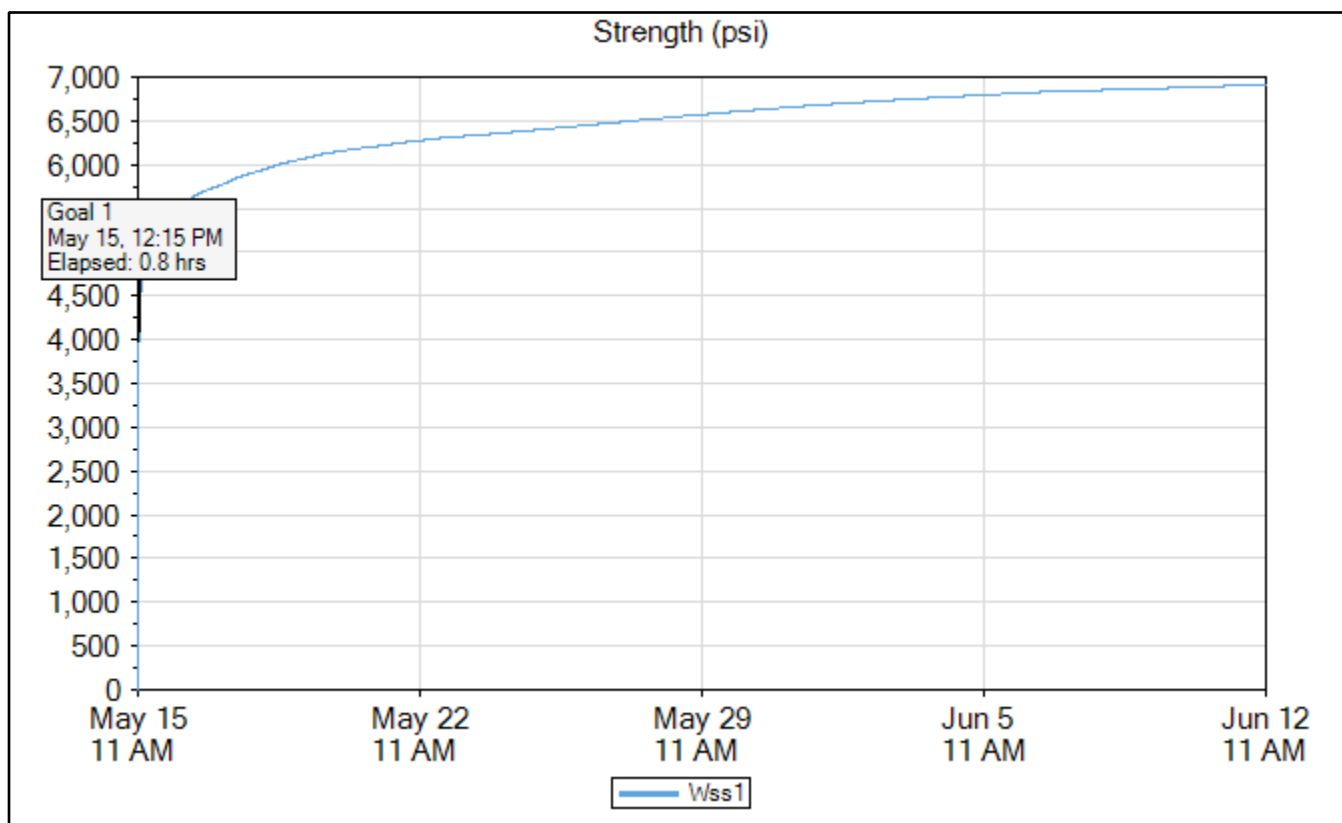


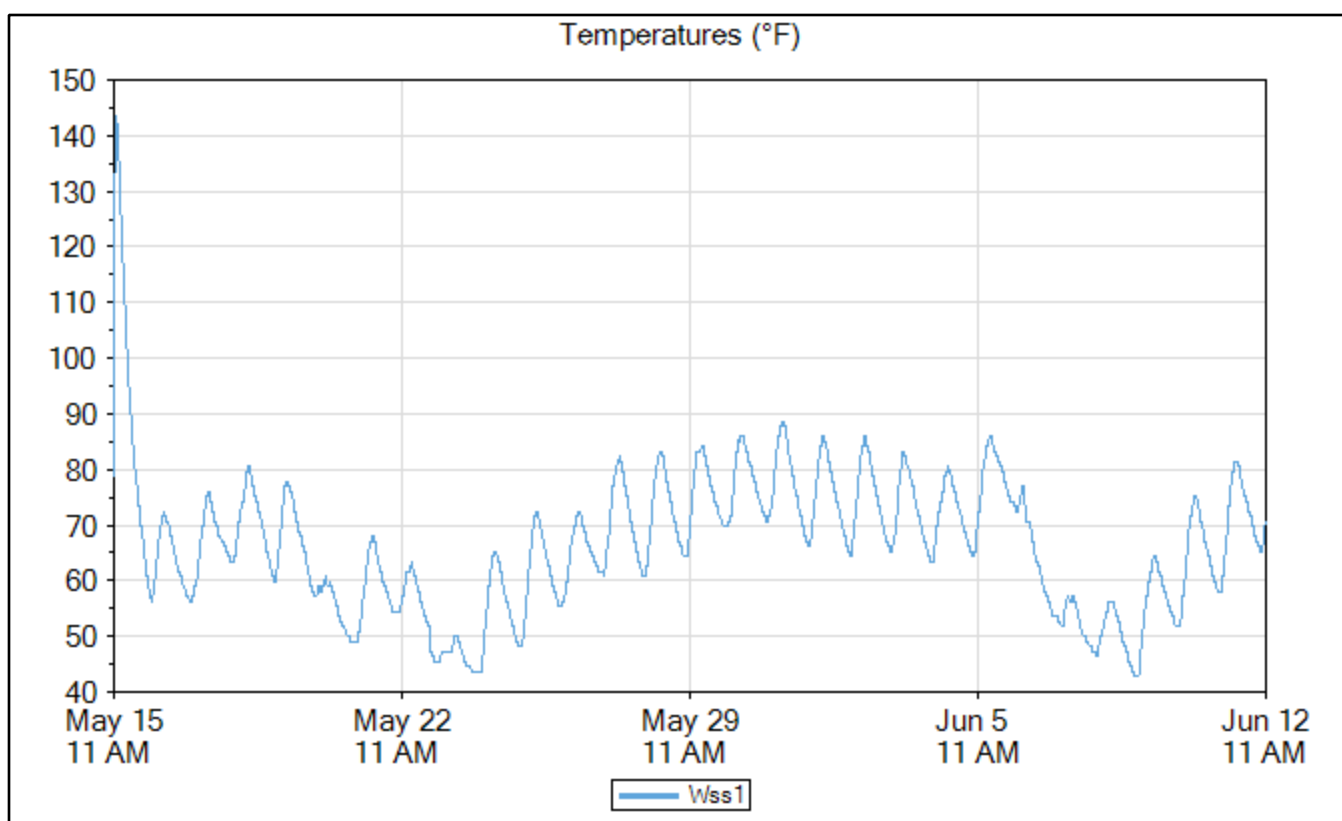
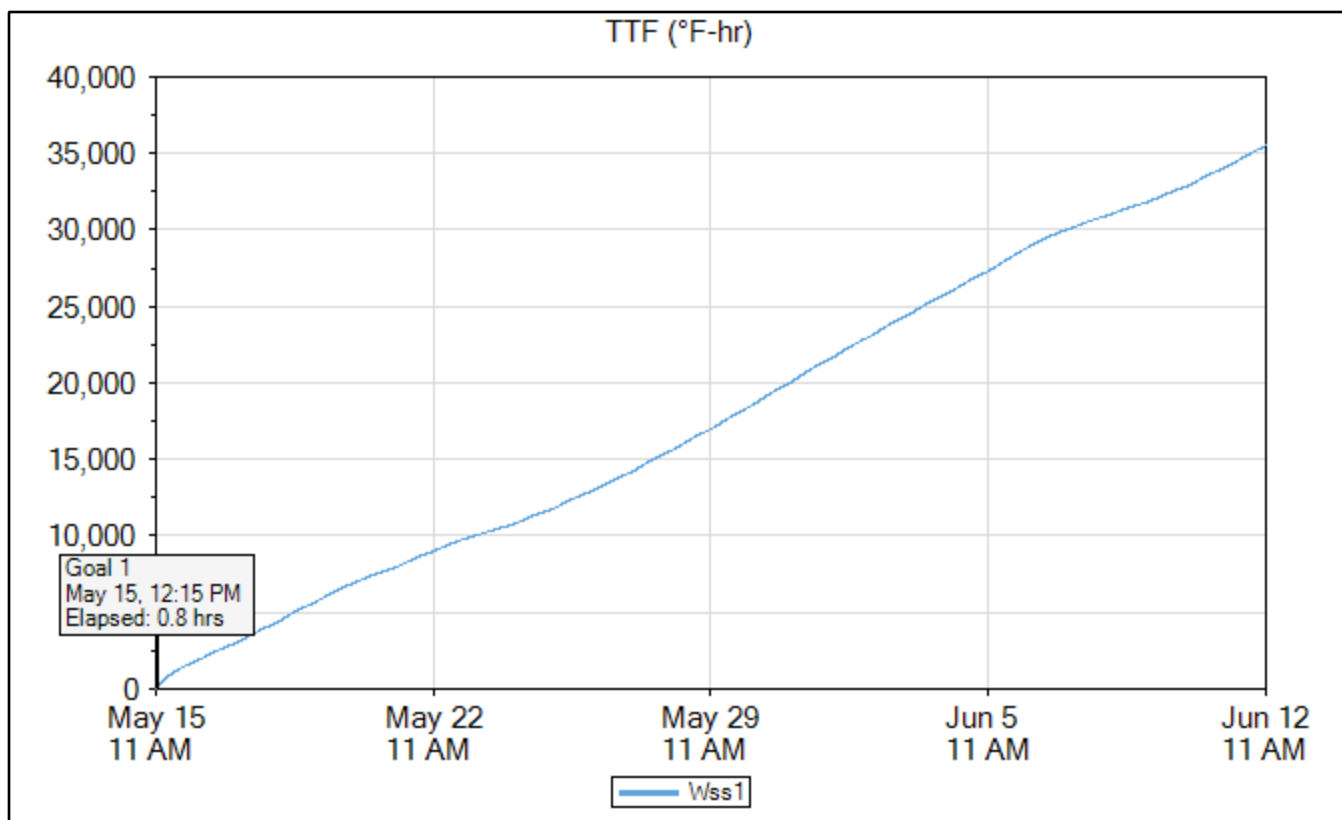
Wss1

	Time	Elapsed Time (days.hours:minutes)	Temperature (°F)	TTF (°F-hr)	Strength (psi)
Goal 1	May 15, 2020 12:15 PM	00:45	137.3	84	4,085
Min Temp	Jun 09, 2020 07:30 AM	24.20:00	42.8	31,676	6,863
Max Temp	May 15, 2020 12:45 PM	01:15	143.6	149	4,350
Download	Jun 12, 2020 11:45 AM	28.00:15	70.7	35,505	6,917

Name	Wss1
Serial Number	0000004DAD48
Location	
Depth (in)	4.5
Placement Date	May 15, 2020 11:20 AM
Sample Interval (minutes)	15

Maturity Method	Nurse-Saul
Datum Temp (°F)	14





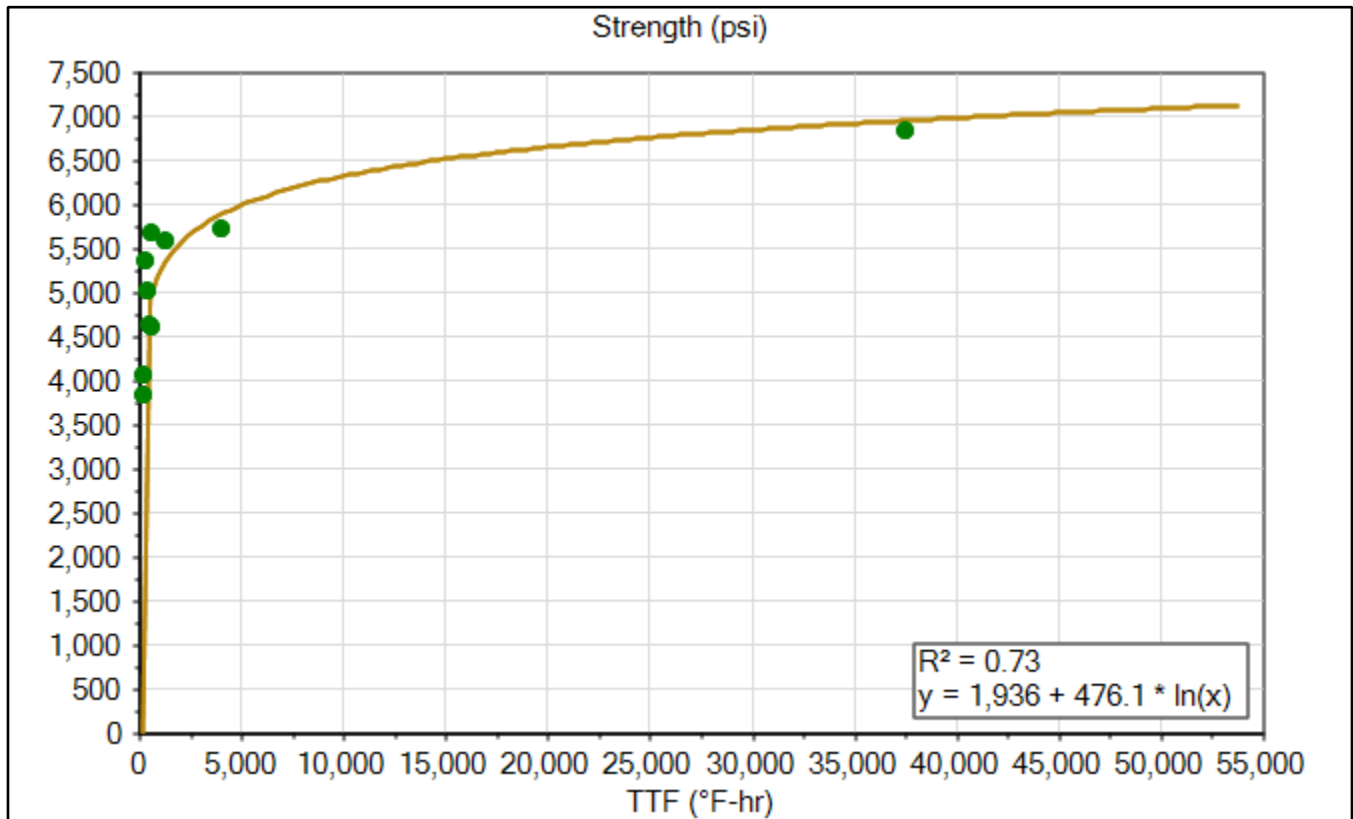
6x12 Cylinders Maturity Curve

Maturity Curve Report

Timestamp	Age (hours)	Strength (psi)	TTF (°F-hr)
May 15, 2020 01:16 PM	1.766667	4,074	175
May 15, 2020 02:01 PM	2.516667	3,839	244
May 15, 2020 02:58 PM	3.483333	5,365	326
May 15, 2020 04:16 PM	4.783333	5,014	421
May 15, 2020 05:08 PM	5.633333	4,641	491
May 15, 2020 05:55 PM	6.433333	5,679	540
May 15, 2020 06:31 PM	7.033333	4,621	571
May 16, 2020 11:15 AM	23.75	5,588	1,240
May 18, 2020 11:39 AM	72.16666	5,729	4,042
Jun 12, 2020 11:16 AM	671.7833	6,848	37,527

Maturity Method	Nurse-Saul
Datum Temp (°F)	14

Curve-Fit Model	Ln
Intercept (psi)	1,936
Slope	476.1
Equation	$y = 1,936 + 476.1 * \ln(x)$
R²	0.73



Signature _____

Print _____

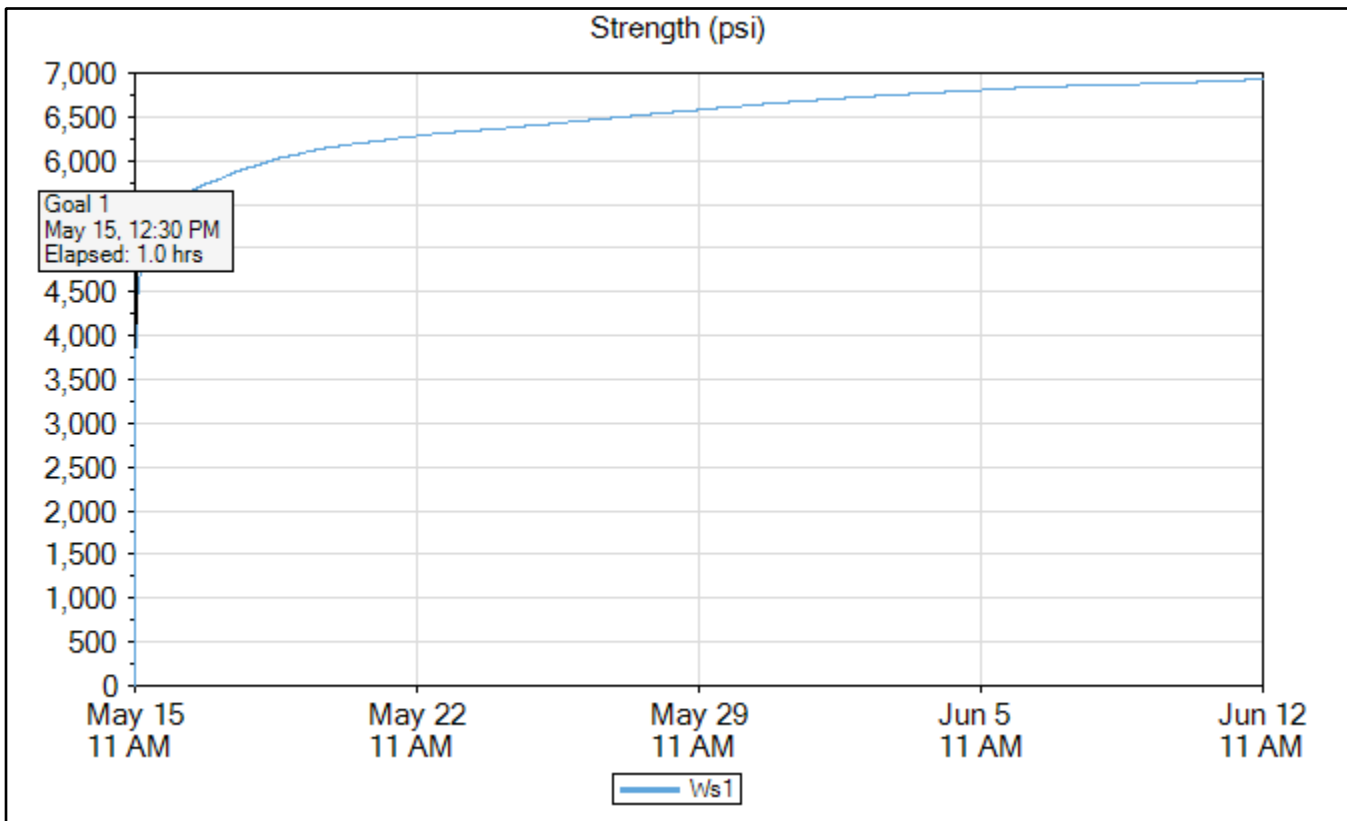
Ws1

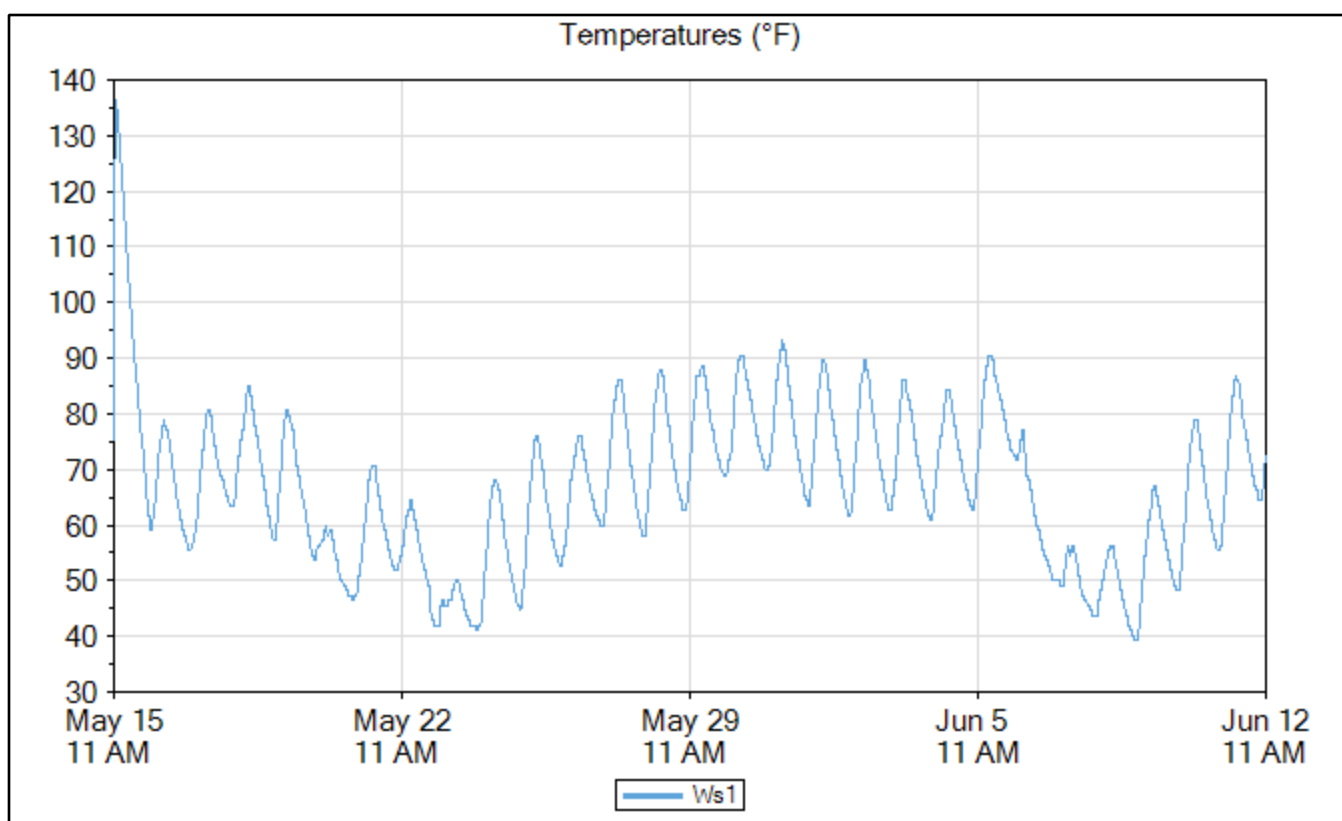
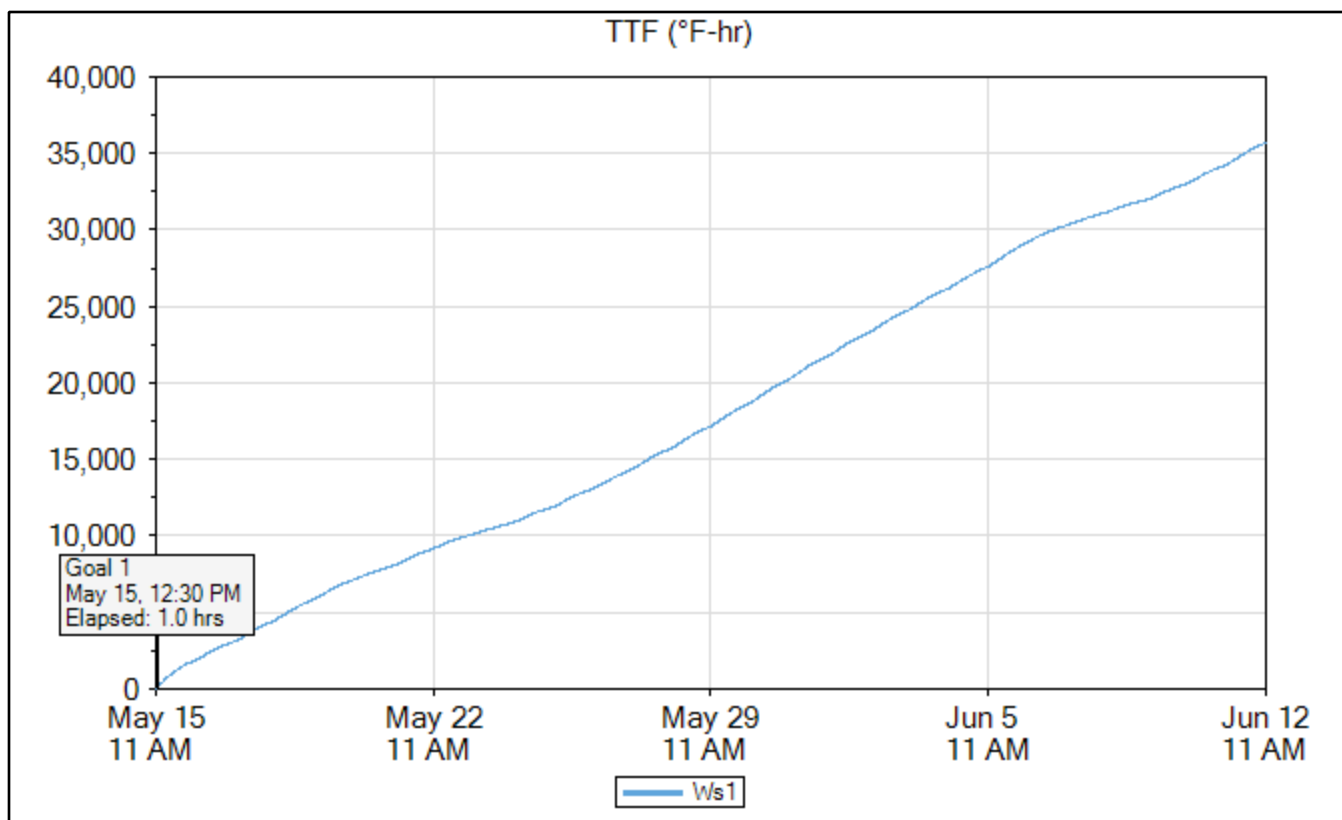
6x12 Cylinders Sensor Data

	Time	Elapsed Time (days.hours:minutes)	Temperature (°F)	TTF (°F-hr)	Strength (psi)
Goal 1	May 15, 2020 12:30 PM	01:00	134.6	104	4,146
Min Temp	Jun 09, 2020 06:45 AM	24.19:15	39.2	31,842	6,873
Max Temp	May 15, 2020 12:45 PM	01:15	136.4	134	4,269
Download	Jun 12, 2020 11:45 AM	28.00:15	72.5	35,714	6,927

Name	Ws1
Serial Number	0000004DBB5C
Location	
Depth (in)	4.5
Placement Date	May 15, 2020 11:20 AM
Sample Interval (minutes)	15

Maturity Method	Nurse-Saul
Datum Temp (°F)	14



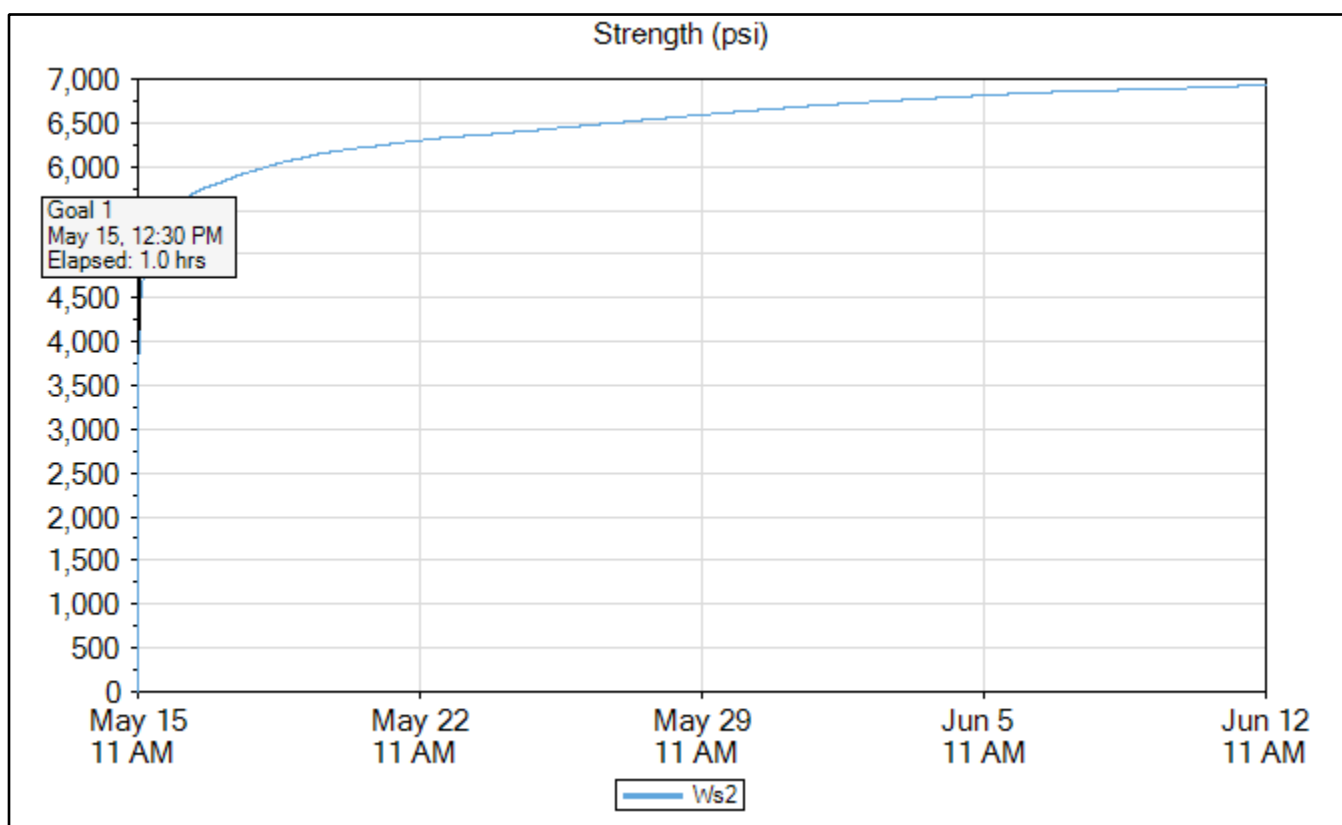


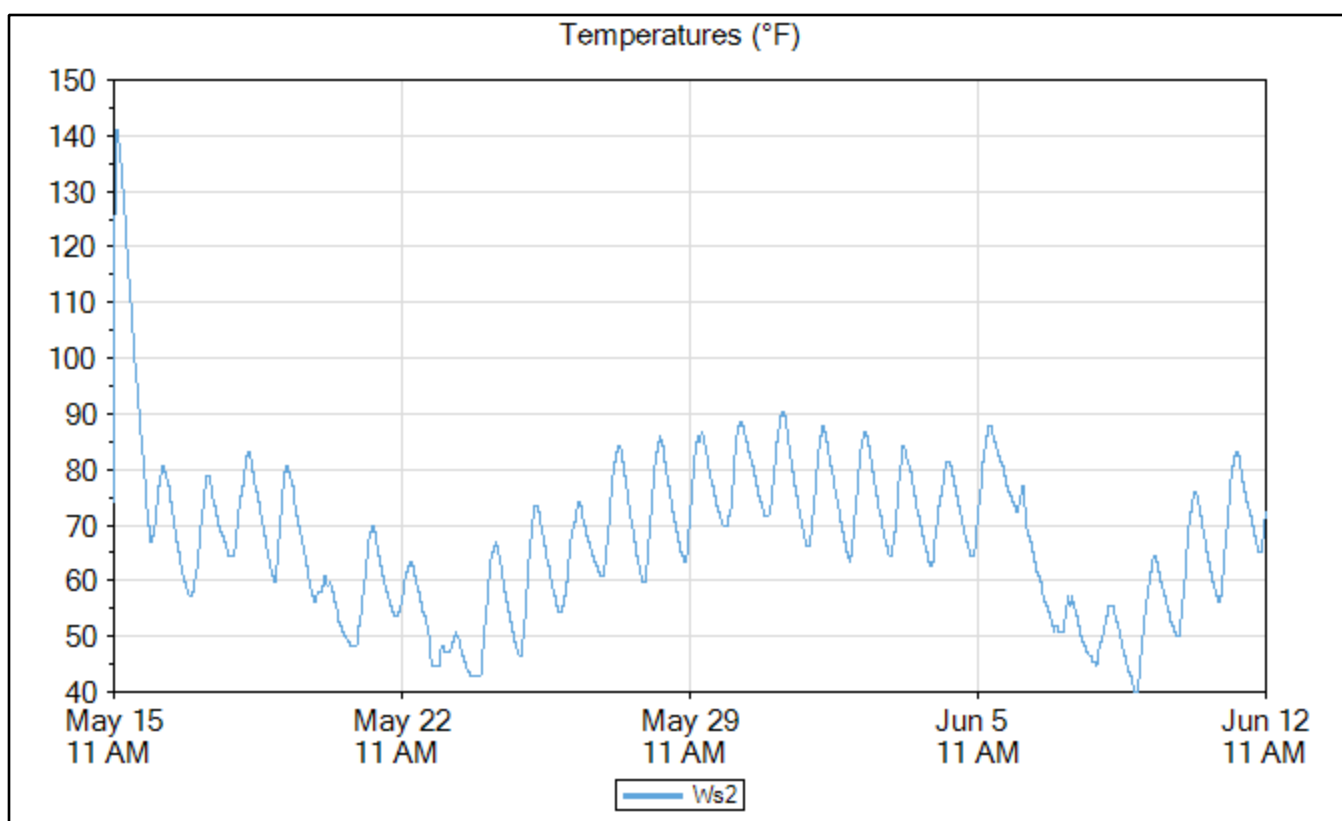
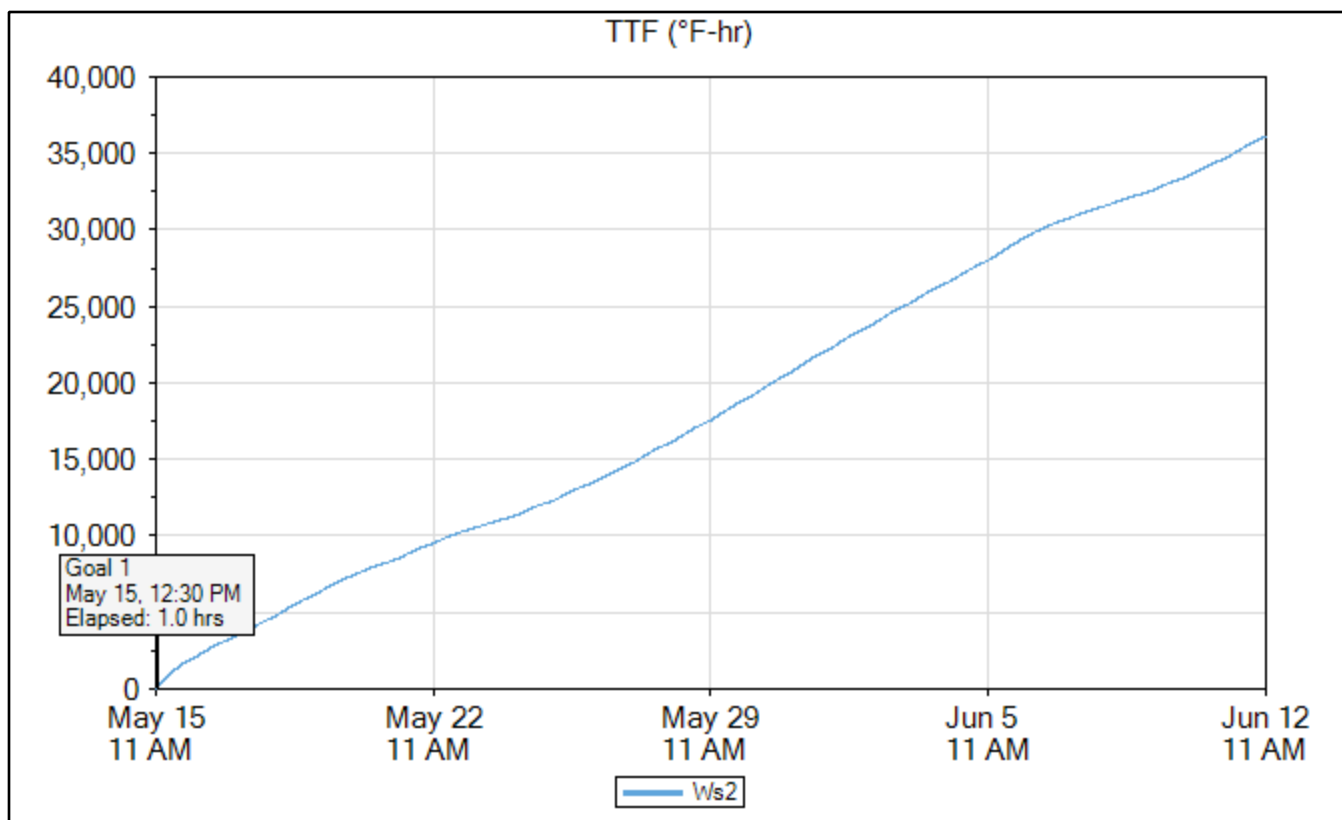
Ws2

	Time	Elapsed Time (days.hours:minutes)	Temperature (°F)	TTF (°F-hr)	Strength (psi)
Goal 1	May 15, 2020 12:30 PM	01:00	135.5	104	4,145
Min Temp	Jun 09, 2020 07:30 AM	24.20:00	40.1	32,316	6,880
Max Temp	May 15, 2020 01:00 PM	01:30	140.9	167	4,372
Download	Jun 12, 2020 11:45 AM	28.00:15	72.5	36,134	6,933

Name	Ws2
Serial Number	0000004DB6BB
Location	
Depth (in)	4.5
Placement Date	May 15, 2020 11:20 AM
Sample Interval (minutes)	15

Maturity Method	Nurse-Saul
Datum Temp (°F)	14



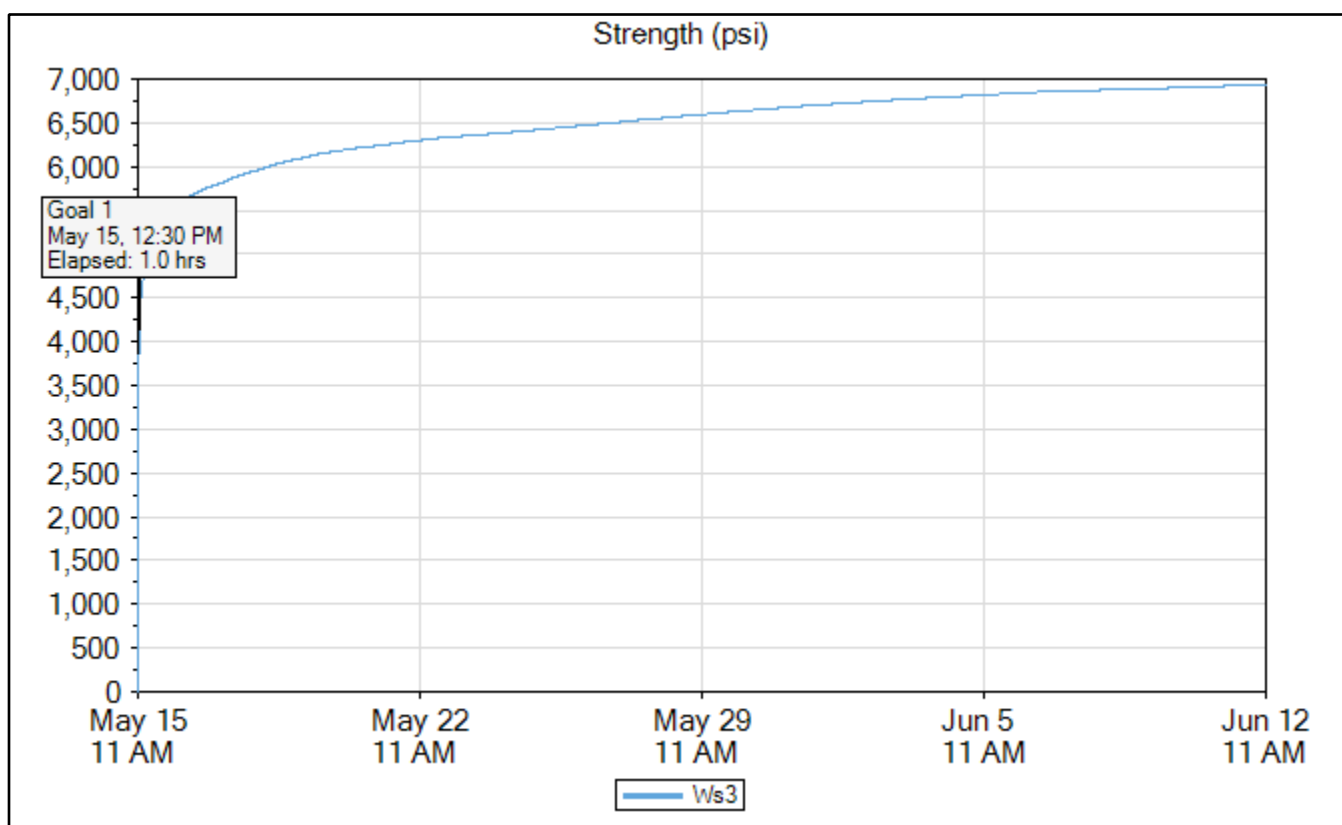


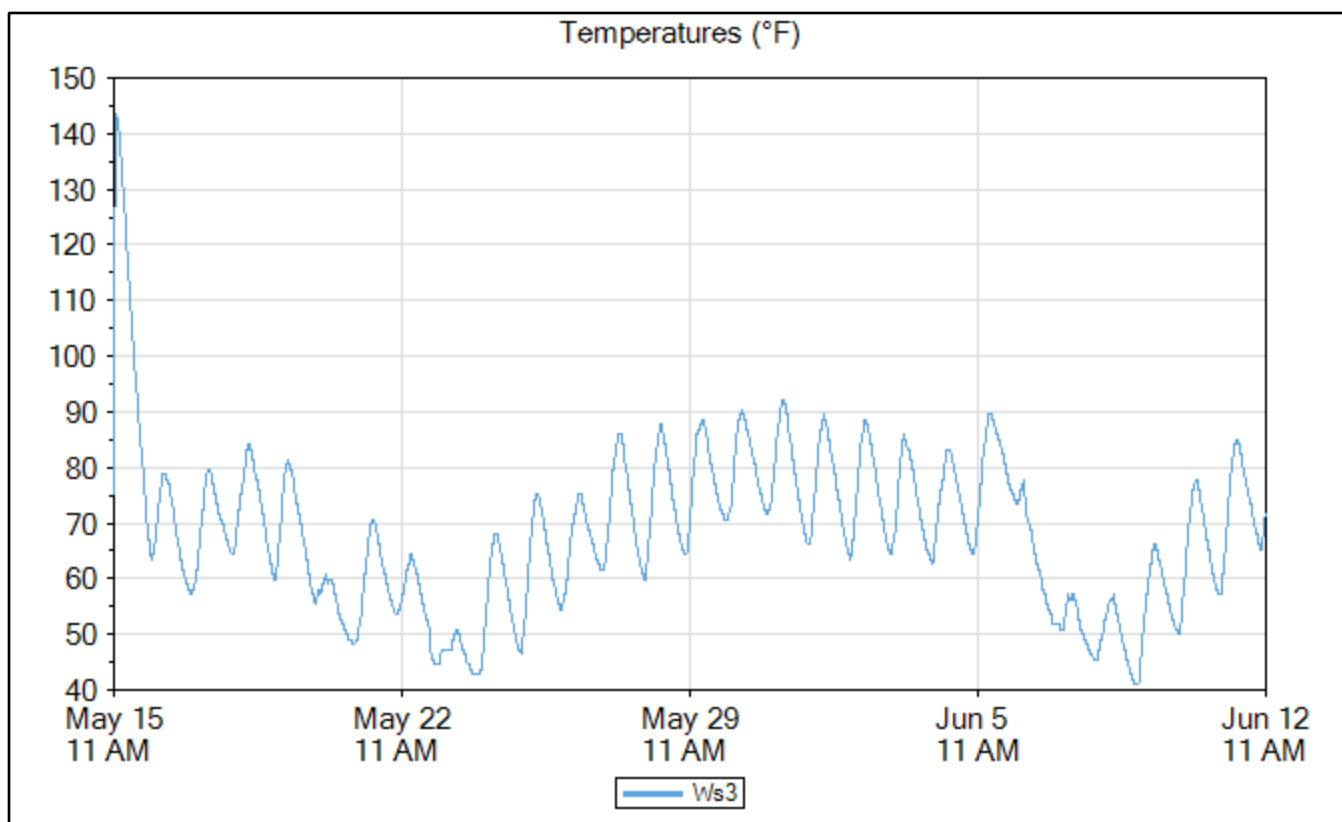
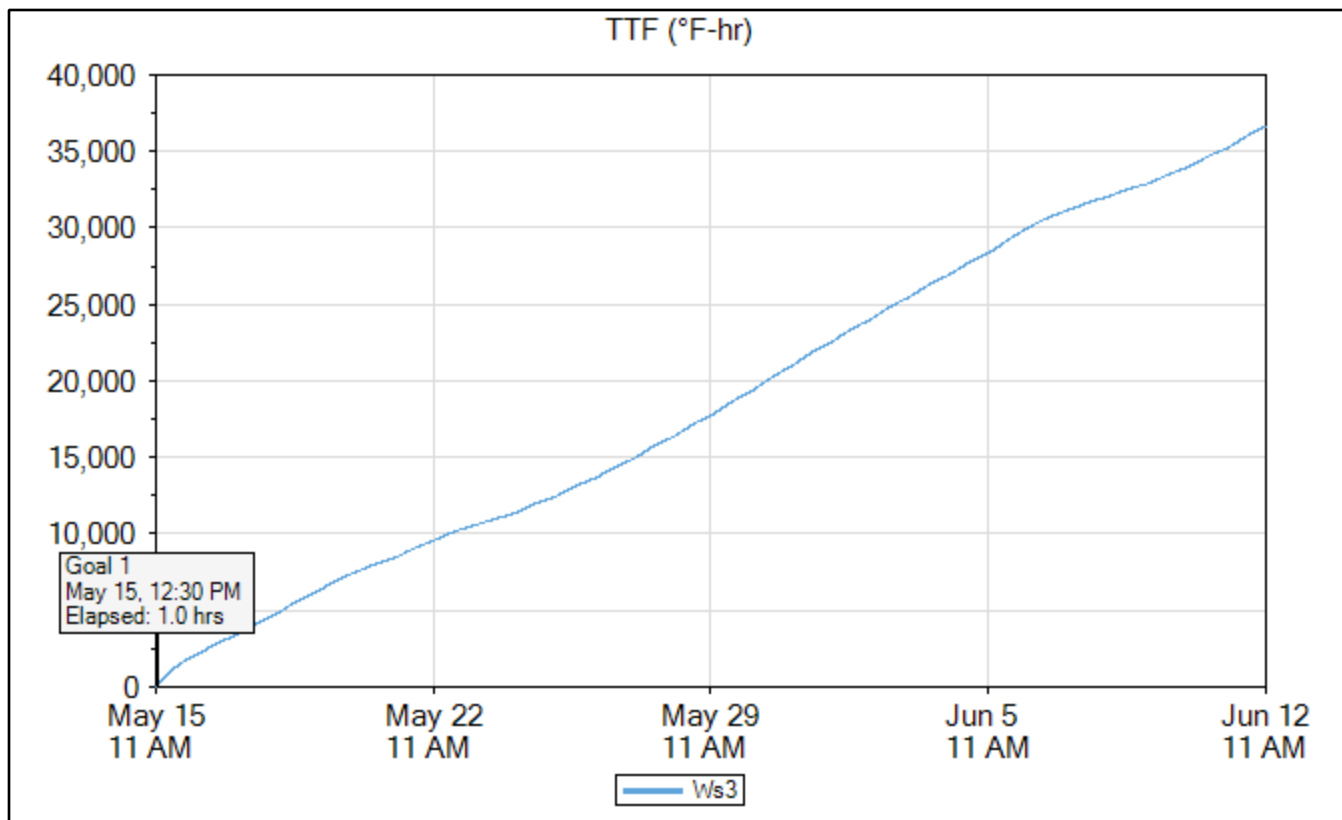
Ws3

	Time	Elapsed Time (days.hours:minutes)	Temperature (°F)	TTF (°F-hr)	Strength (psi)
Goal 1	May 15, 2020 12:30 PM	01:00	138.2	105	4,151
Min Temp	Jun 09, 2020 07:00 AM	24.19:30	41.0	32,739	6,886
Max Temp	May 15, 2020 01:15 PM	01:45	143.6	201	4,462
Download	Jun 12, 2020 11:45 AM	28.00:15	71.6	36,651	6,940

Name	Ws3
Serial Number	0000004DB86C
Location	
Depth (in)	4.5
Placement Date	May 15, 2020 11:20 AM
Sample Interval (minutes)	15

Maturity Method	Nurse-Saul
Datum Temp (°F)	14



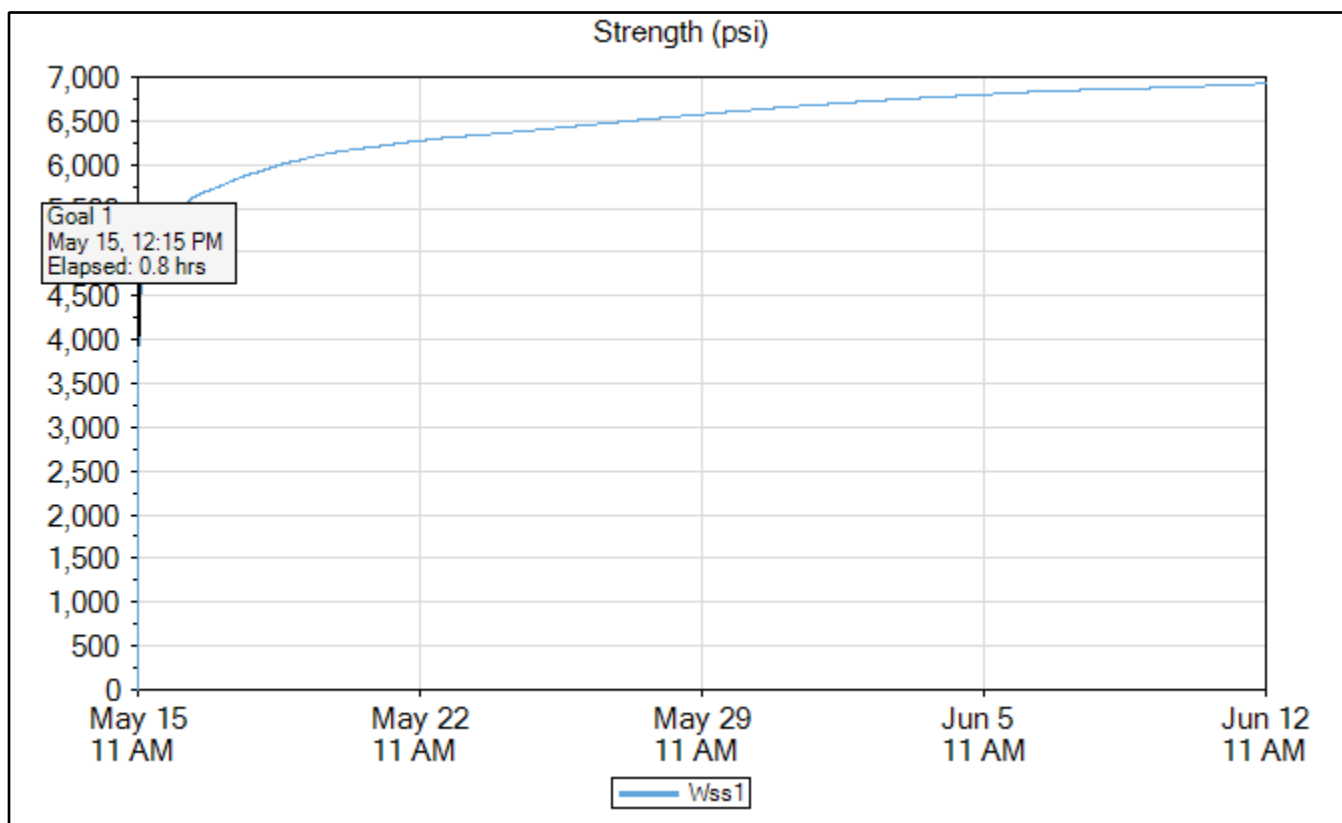


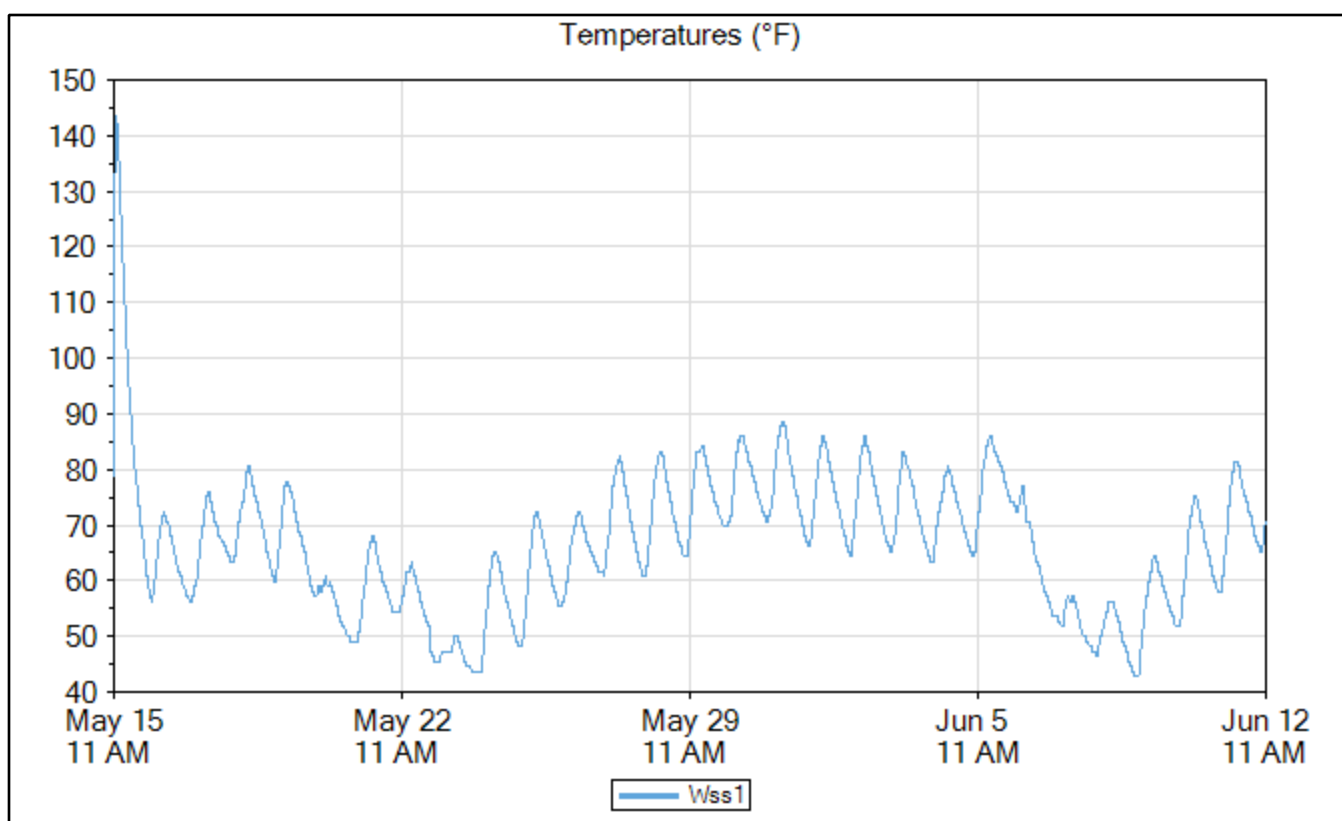
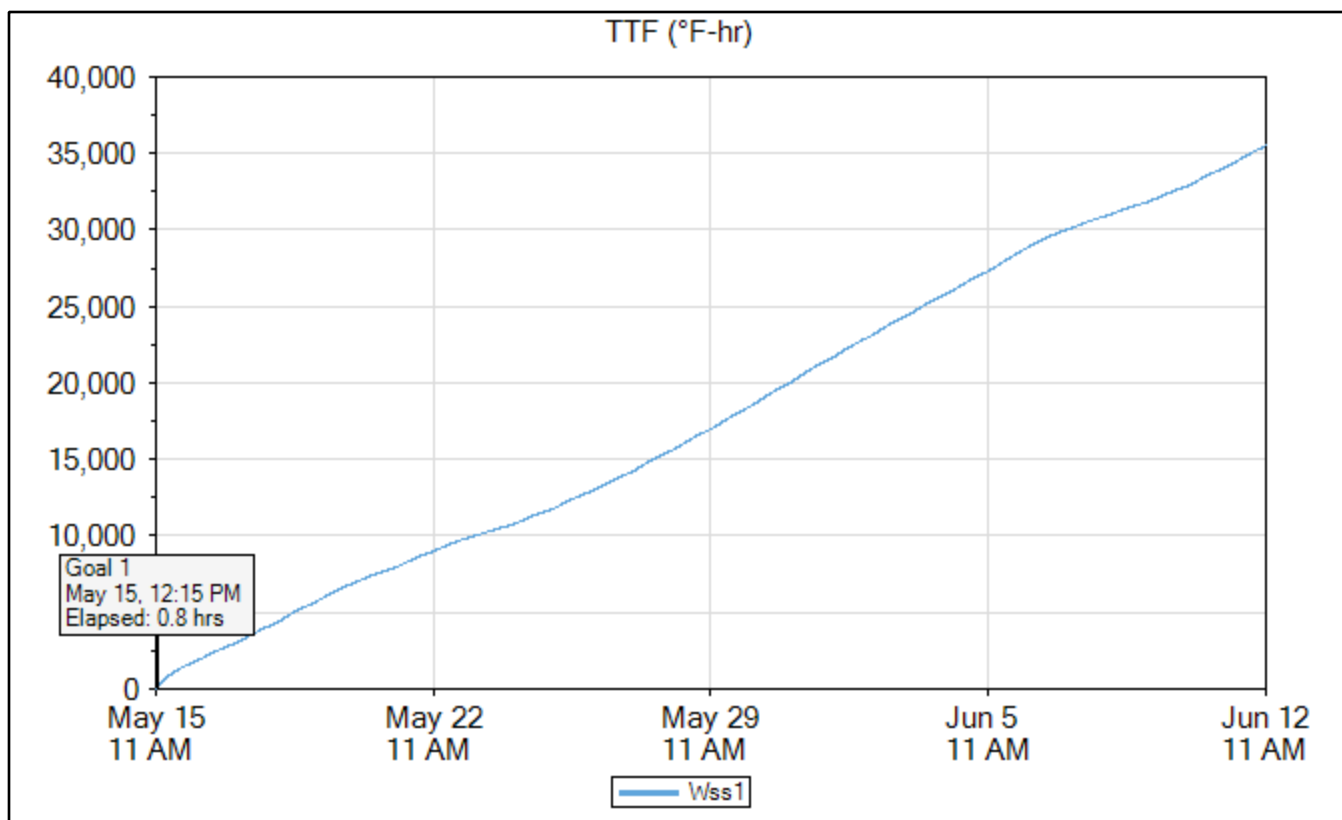
Wss1

	Time	Elapsed Time (days.hours:minutes)	Temperature (°F)	TTF (°F-hr)	Strength (psi)
Goal 1	May 15, 2020 12:15 PM	00:45	137.3	84	4,048
Min Temp	Jun 09, 2020 07:30 AM	24.20:00	42.8	31,676	6,870
Max Temp	May 15, 2020 12:45 PM	01:15	143.6	149	4,318
Download	Jun 12, 2020 11:45 AM	28.00:15	70.7	35,505	6,925

Name	Wss1
Serial Number	0000004DAD48
Location	
Depth (in)	4.5
Placement Date	May 15, 2020 11:20 AM
Sample Interval (minutes)	15

Maturity Method	Nurse-Saul
Datum Temp (°F)	14





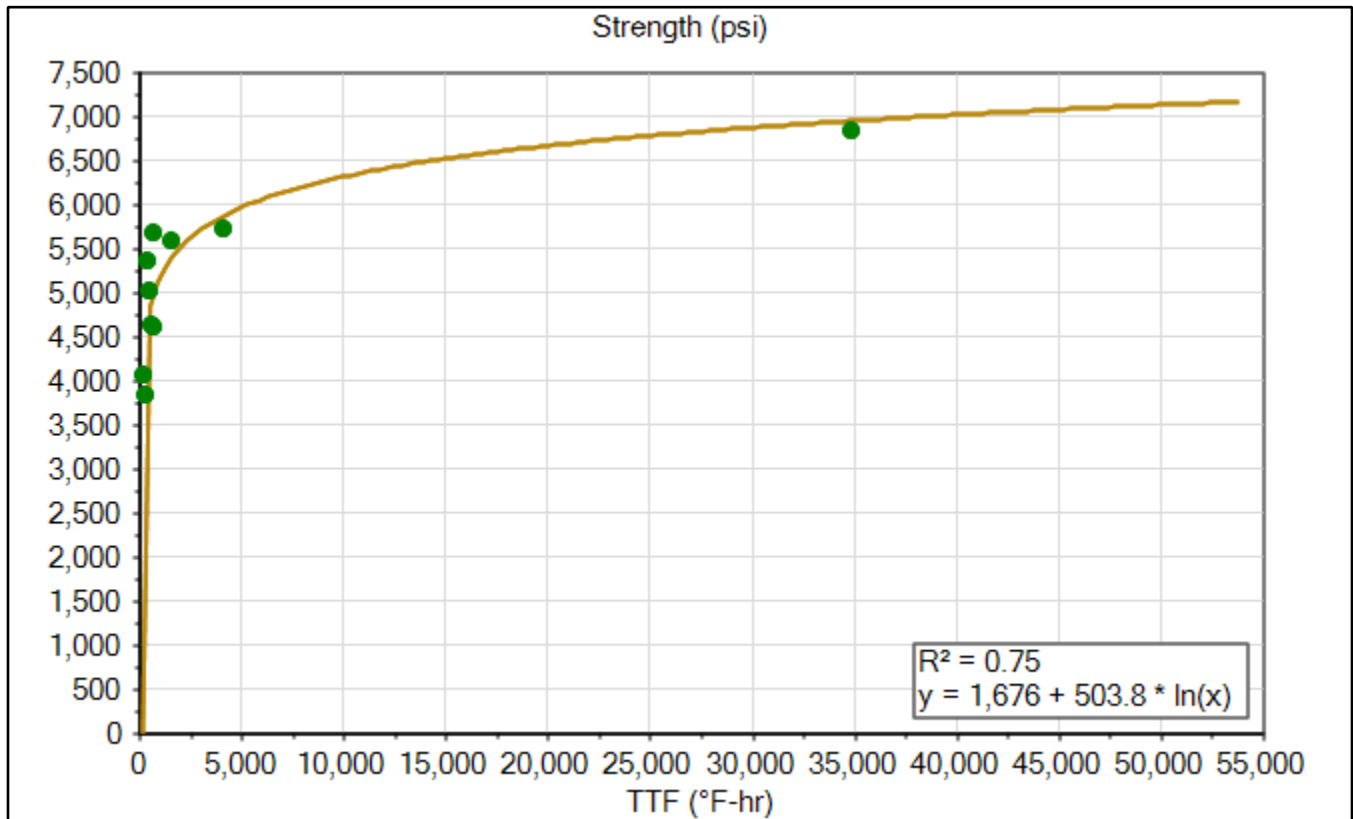
4x8 Insulated Cylinders Maturity Curve

Maturity Curve Report

Timestamp	Age (hours)	Strength (psi)	TTF (°F-hr)
May 15, 2020 01:16 PM	1.766667	4,074	188
May 15, 2020 02:01 PM	2.516667	3,839	276
May 15, 2020 02:58 PM	3.483333	5,365	387
May 15, 2020 04:16 PM	4.783333	5,014	516
May 15, 2020 05:08 PM	5.633333	4,641	611
May 15, 2020 05:55 PM	6.433333	5,679	679
May 15, 2020 06:31 PM	7.033333	4,621	722
May 16, 2020 11:15 AM	23.75	5,588	1,605
May 18, 2020 11:39 AM	72.16666	5,729	4,140
Jun 12, 2020 11:16 AM	671.7833	6,848	34,860

Maturity Method	Nurse-Saul
Datum Temp (°F)	14

Curve-Fit Model	Ln
Intercept (psi)	1,676
Slope	503.8
Equation	$y = 1,676 + 503.8 * \ln(x)$
R²	0.75



Signature _____

Print _____

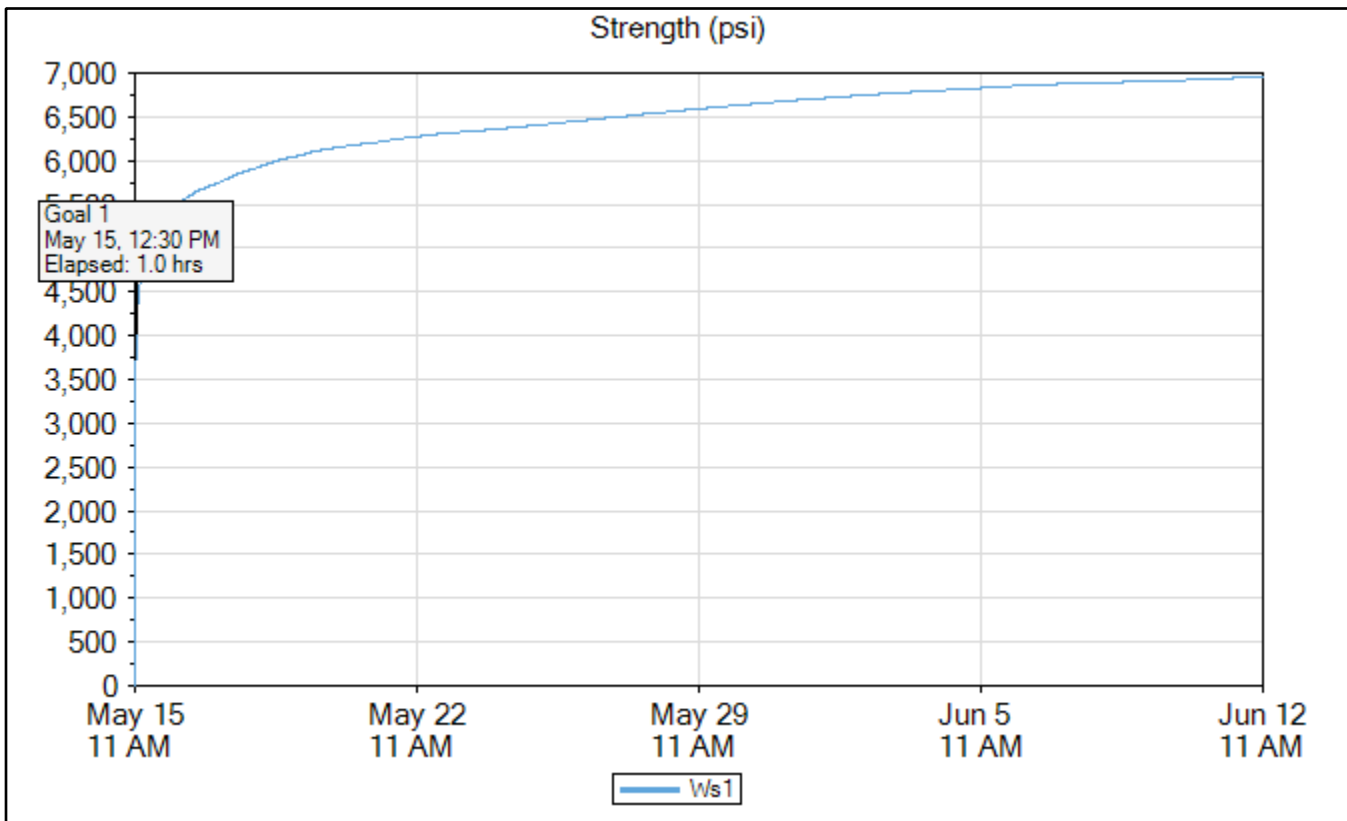
Ws1

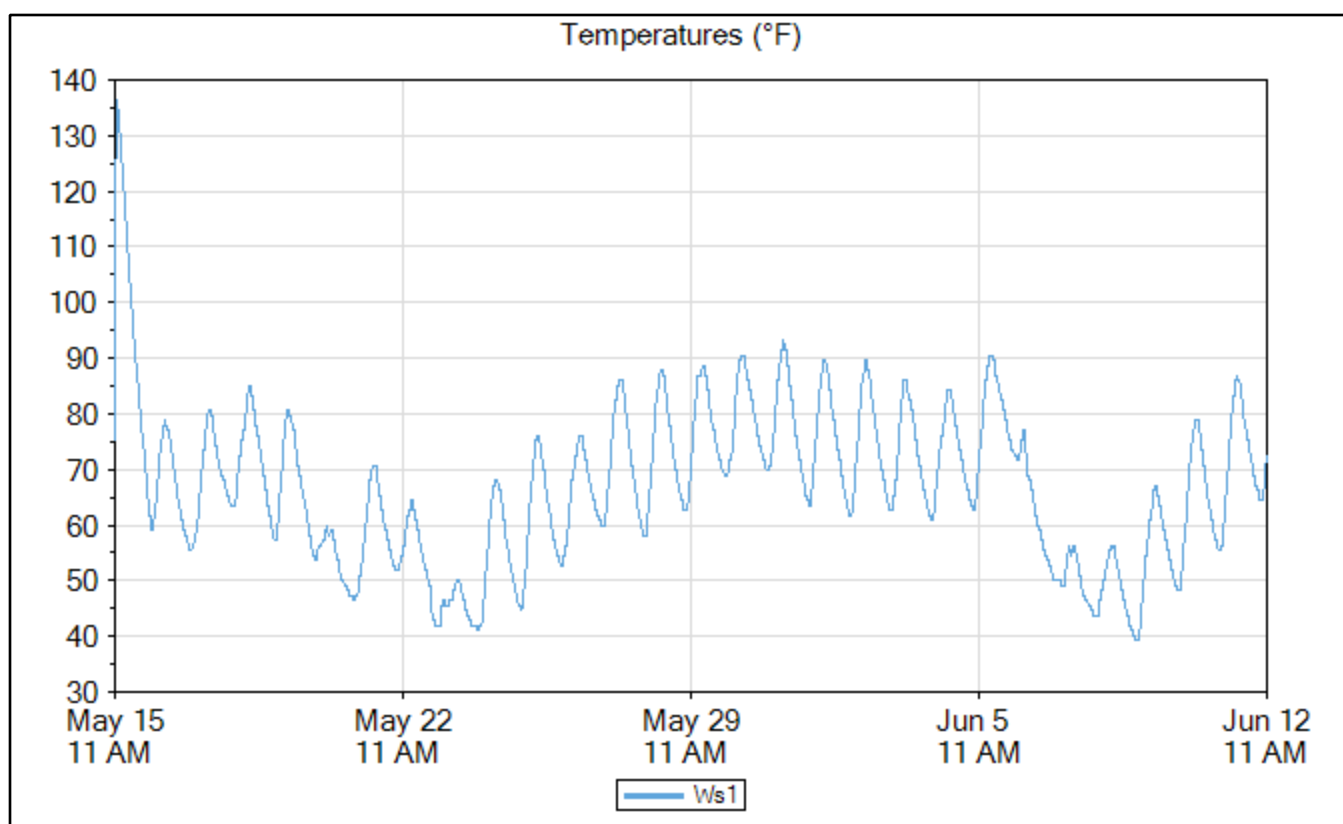
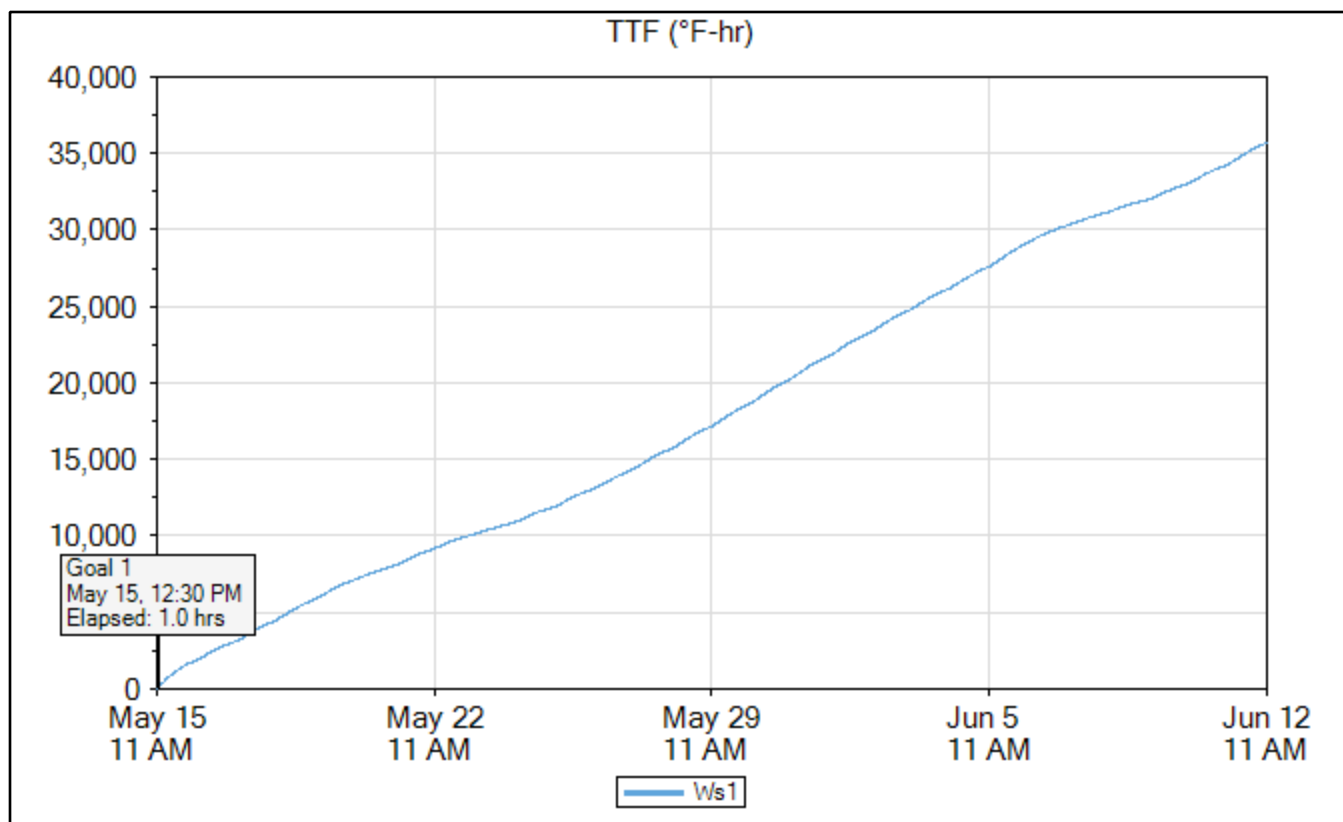
4x8 Insulated Cylinders Sensor Data

	Time	Elapsed Time (days.hours:minutes)	Temperature (°F)	TTF (°F-hr)	Strength (psi)
Goal 1	May 15, 2020 12:30 PM	01:00	134.6	104	4,015
Min Temp	Jun 09, 2020 06:45 AM	24.19:15	39.2	31,842	6,900
Max Temp	May 15, 2020 12:45 PM	01:15	136.4	134	4,145
Download	Jun 12, 2020 11:45 AM	28.00:15	72.5	35,714	6,958

Name	Ws1
Serial Number	0000004DBB5C
Location	
Depth (in)	4.5
Placement Date	May 15, 2020 11:20 AM
Sample Interval (minutes)	15

Maturity Method	Nurse-Saul
Datum Temp (°F)	14



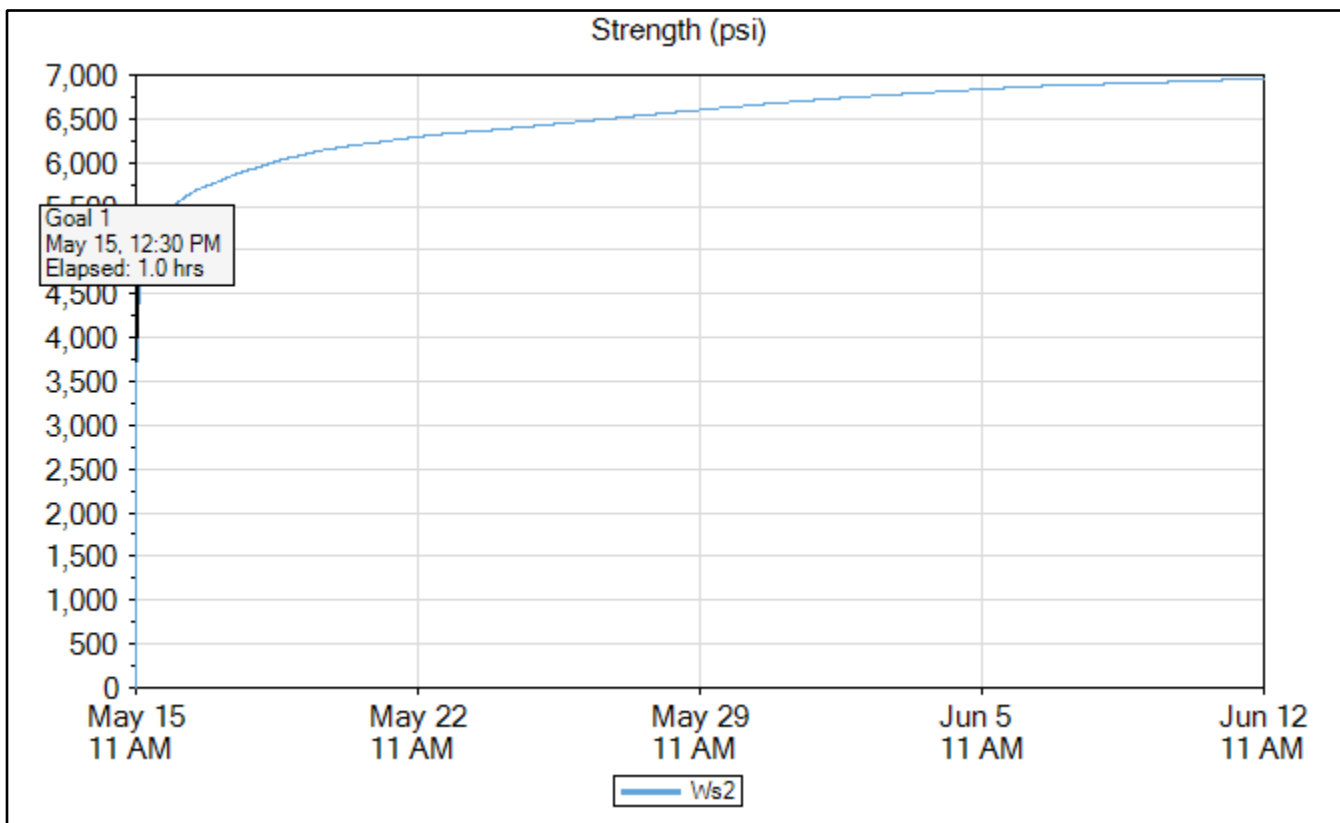


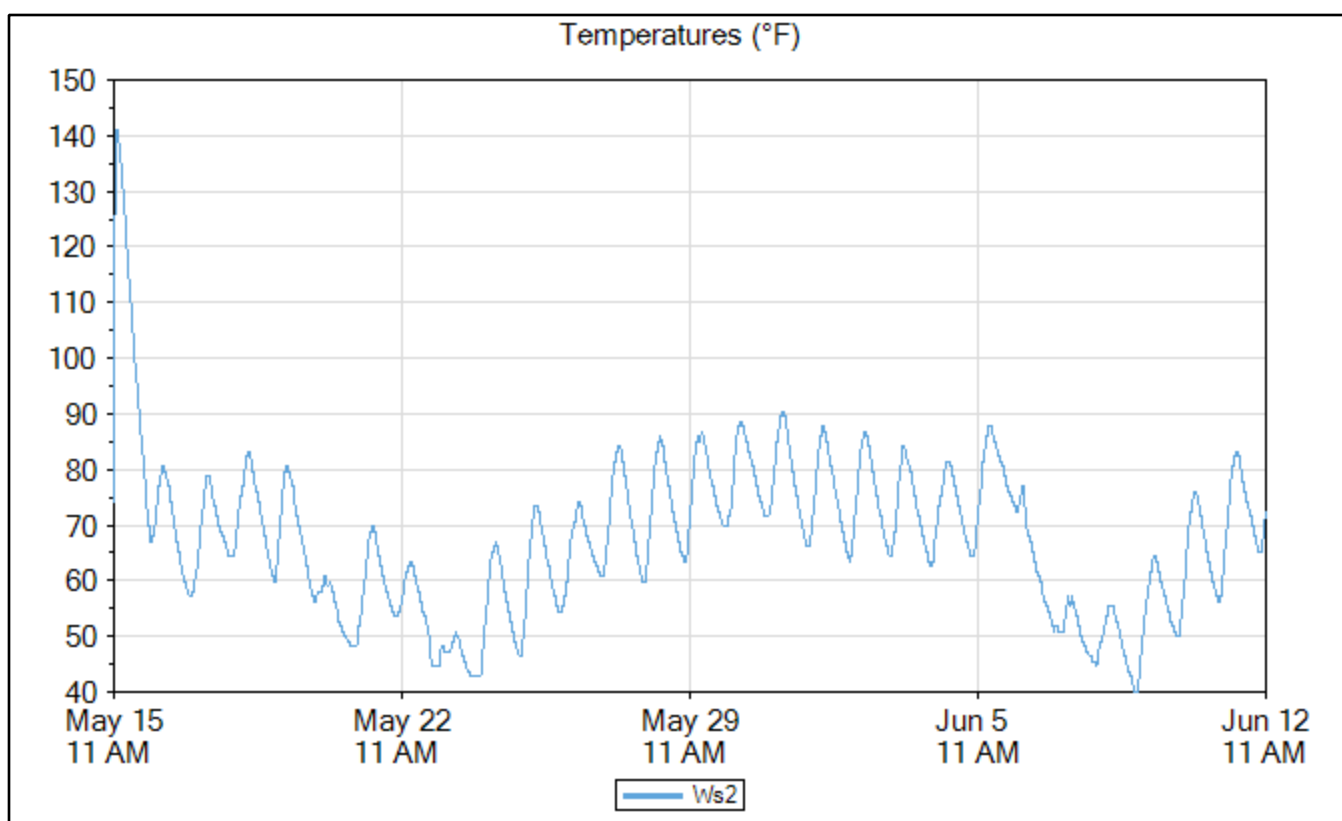
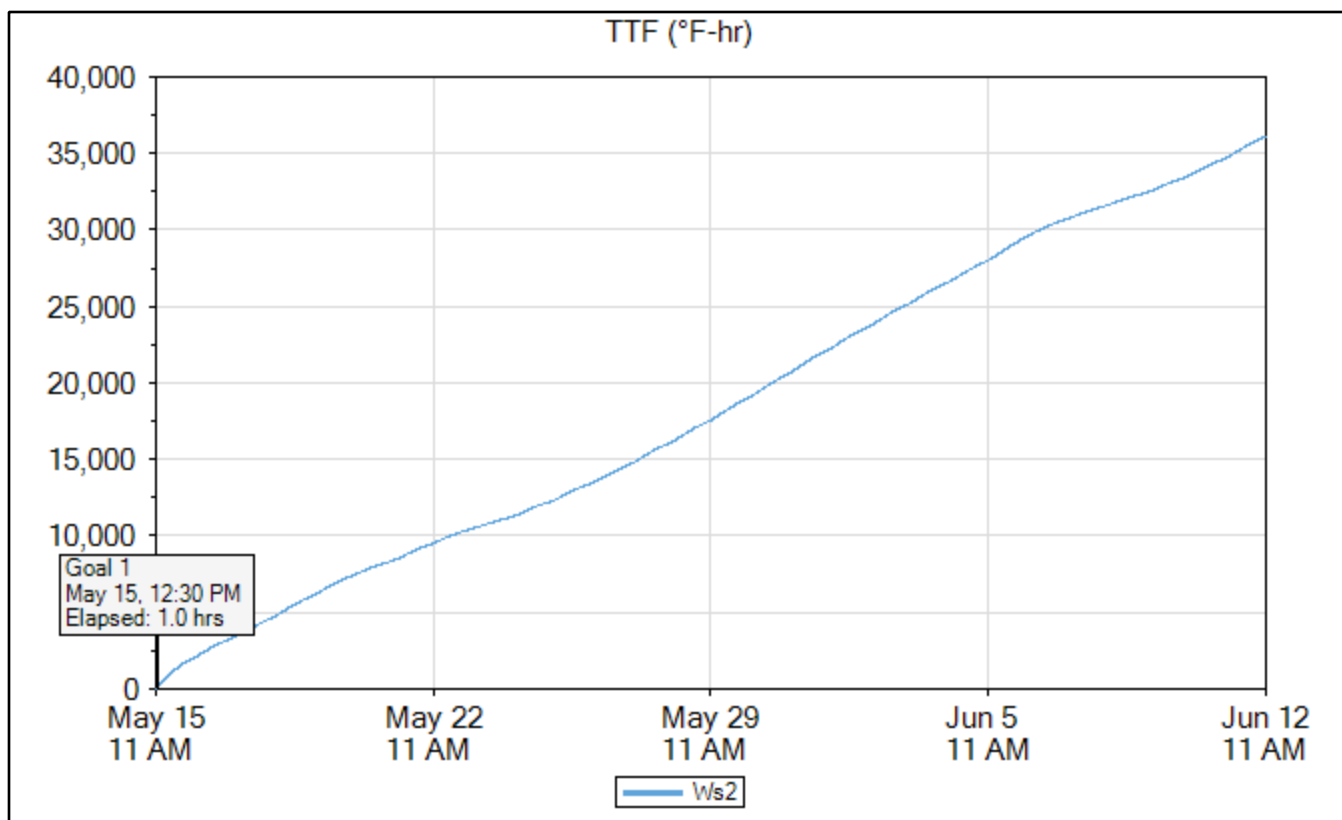
Ws2

	Time	Elapsed Time (days.hours:minutes)	Temperature (°F)	TTF (°F-hr)	Strength (psi)
Goal 1	May 15, 2020 12:30 PM	01:00	135.5	104	4,014
Min Temp	Jun 09, 2020 07:30 AM	24.20:00	40.1	32,316	6,908
Max Temp	May 15, 2020 01:00 PM	01:30	140.9	167	4,253
Download	Jun 12, 2020 11:45 AM	28.00:15	72.5	36,134	6,964

Name	Ws2
Serial Number	0000004DB6BB
Location	
Depth (in)	4.5
Placement Date	May 15, 2020 11:20 AM
Sample Interval (minutes)	15

Maturity Method	Nurse-Saul
Datum Temp (°F)	14



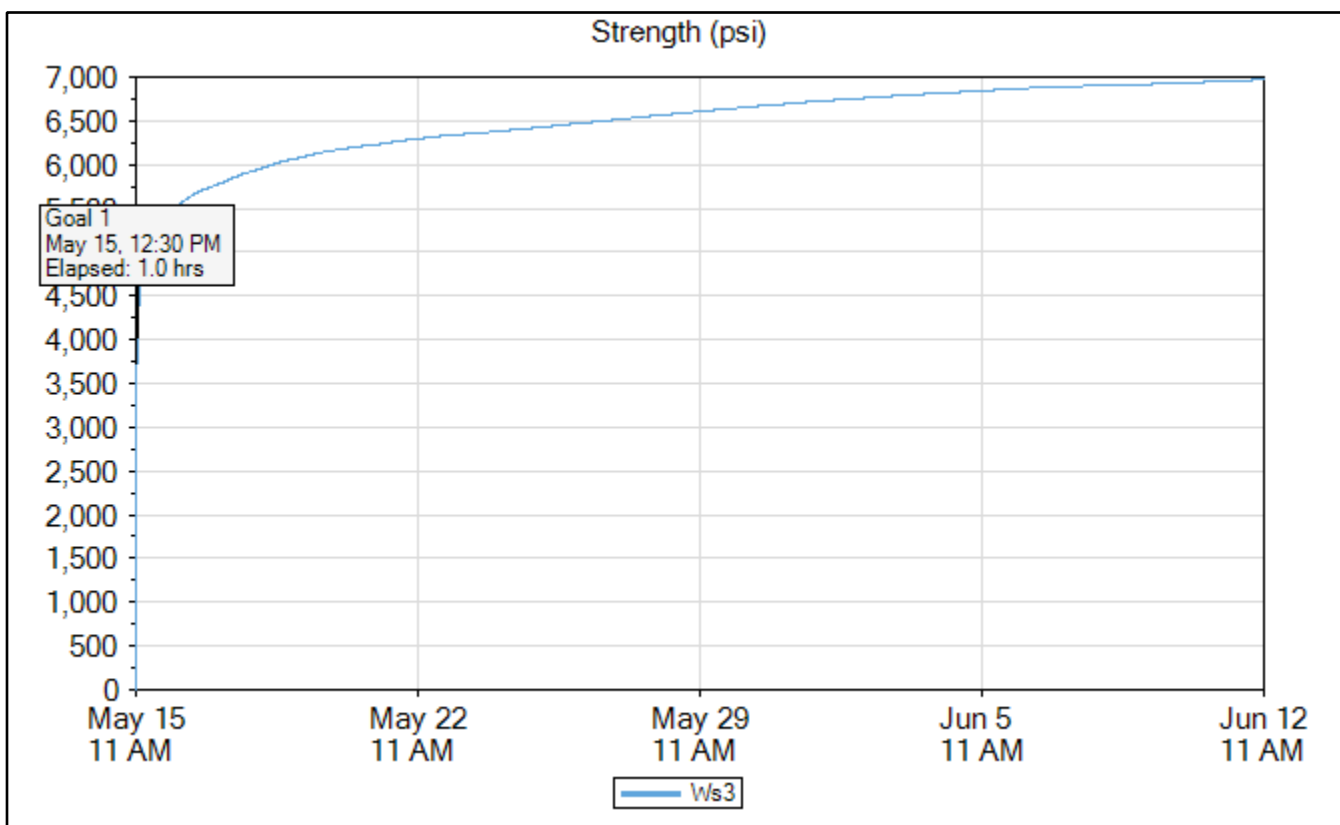


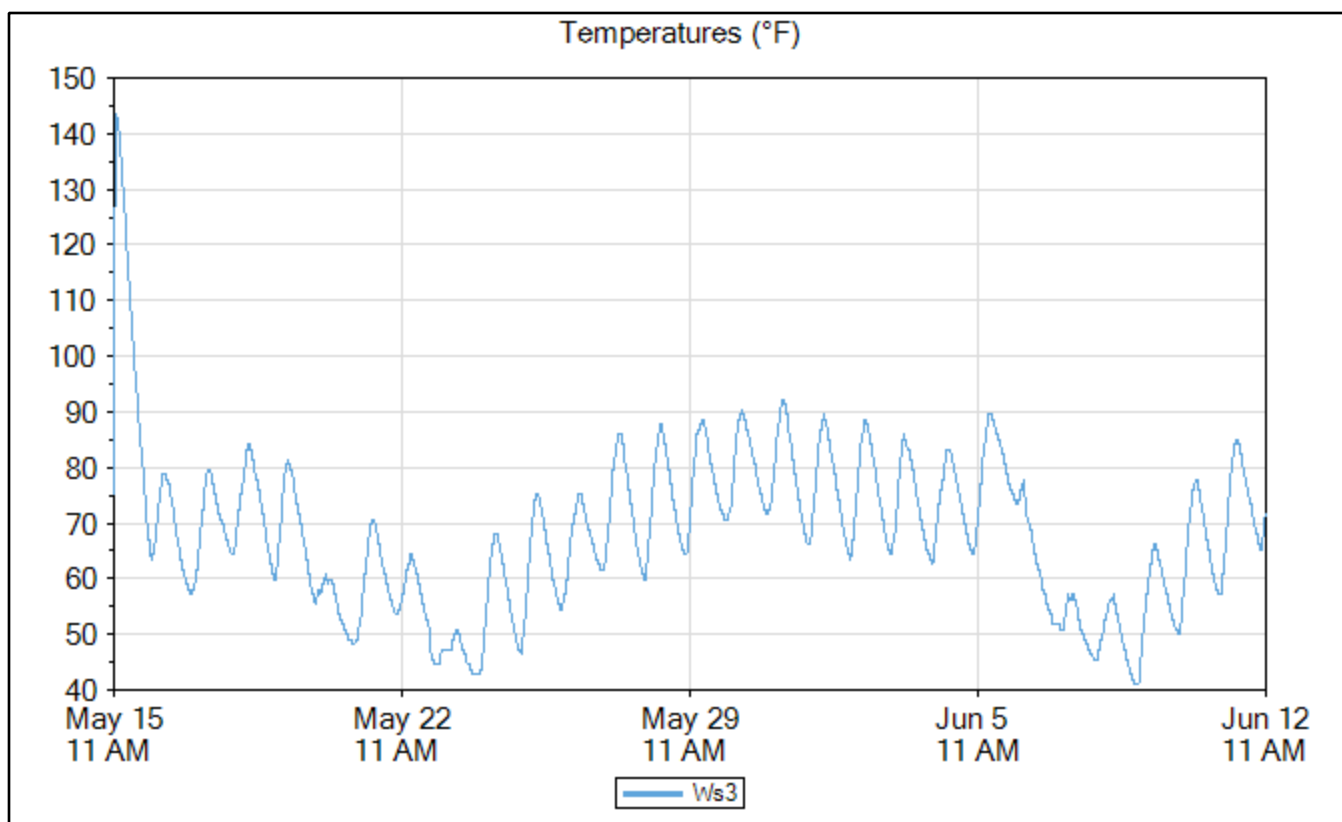
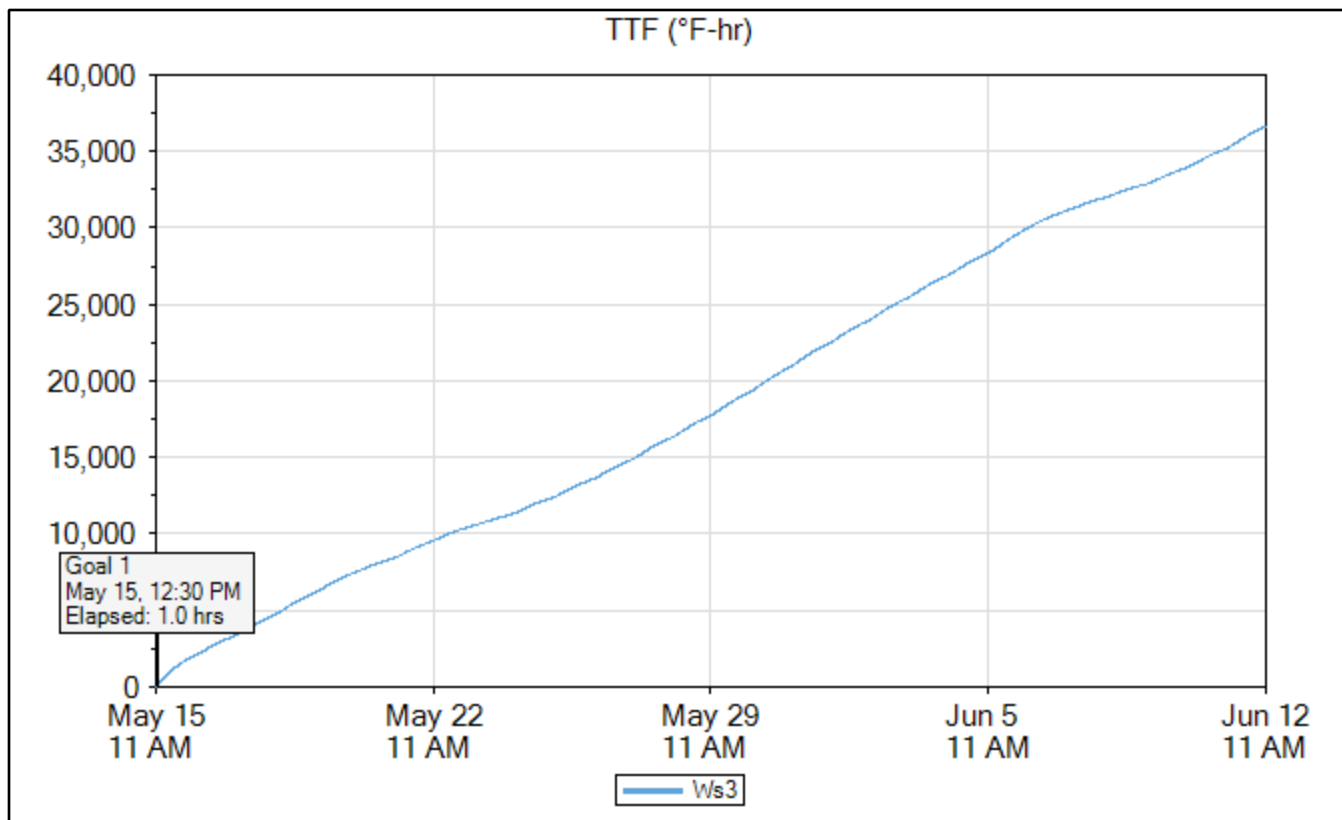
Ws3

	Time	Elapsed Time (days.hours:minutes)	Temperature (°F)	TTF (°F-hr)	Strength (psi)
Goal 1	May 15, 2020 12:30 PM	01:00	138.2	105	4,020
Min Temp	Jun 09, 2020 07:00 AM	24.19:30	41.0	32,739	6,914
Max Temp	May 15, 2020 01:15 PM	01:45	143.6	201	4,349
Download	Jun 12, 2020 11:45 AM	28.00:15	71.6	36,651	6,971

Name	Ws3
Serial Number	0000004DB86C
Location	
Depth (in)	4.5
Placement Date	May 15, 2020 11:20 AM
Sample Interval (minutes)	15

Maturity Method	Nurse-Saul
Datum Temp (°F)	14



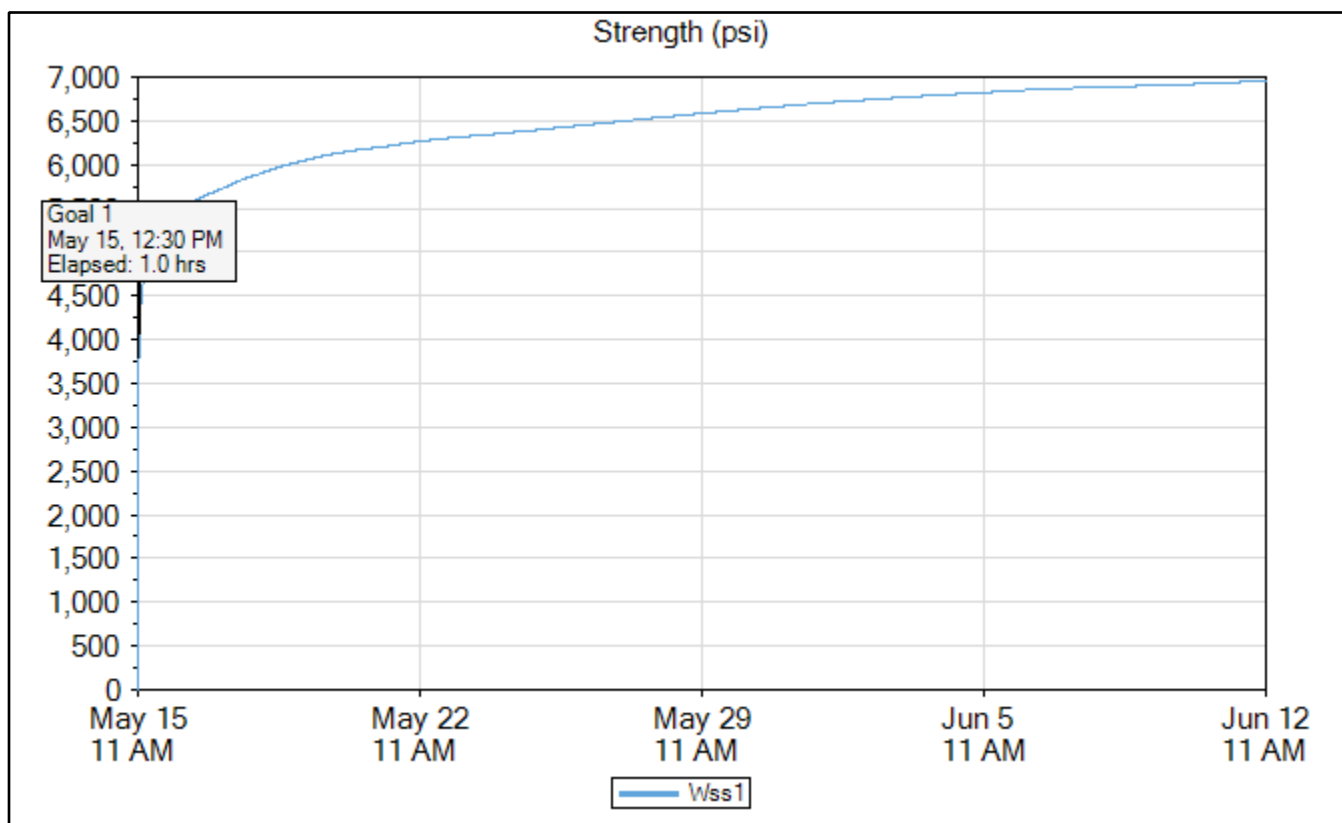


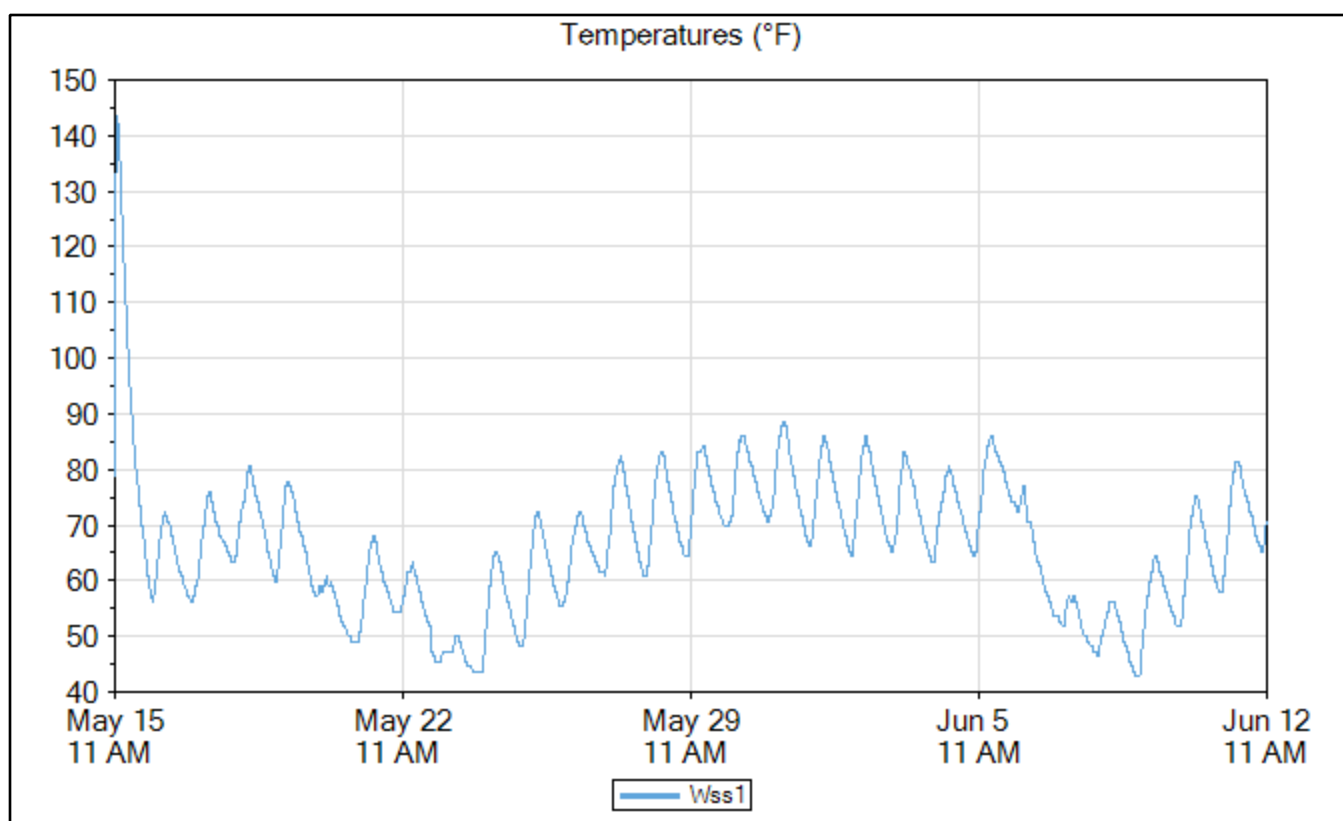
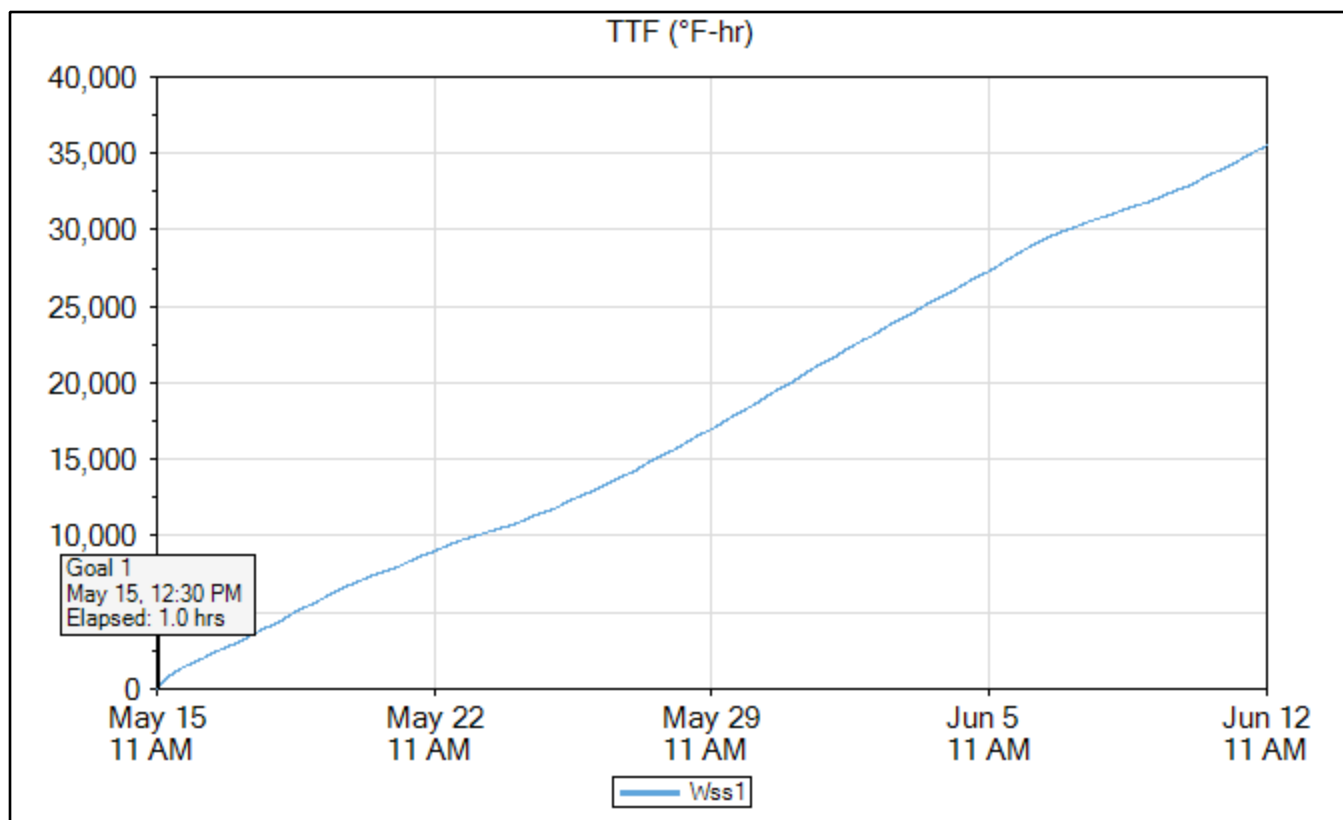
Wss1

	Time	Elapsed Time (days.hours:minutes)	Temperature (°F)	TTF (°F-hr)	Strength (psi)
Goal 1	May 15, 2020 12:30 PM	01:00	141.8	116	4,072
Min Temp	Jun 09, 2020 07:30 AM	24.20:00	42.8	31,676	6,897
Max Temp	May 15, 2020 12:45 PM	01:15	143.6	149	4,196
Download	Jun 12, 2020 11:45 AM	28.00:15	70.7	35,505	6,955

Name	Wss1
Serial Number	0000004DAD48
Location	
Depth (in)	4.5
Placement Date	May 15, 2020 11:20 AM
Sample Interval (minutes)	15

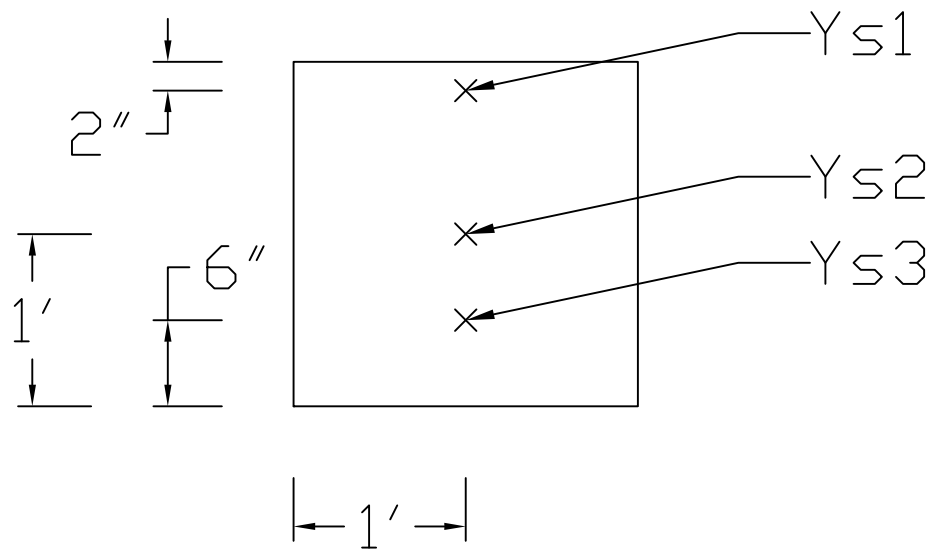
Maturity Method	Nurse-Saul
Datum Temp (°F)	14





Mix A - Yellow 65 Degrees Group TMM Sensors Layout

Small 2'x2' Slab

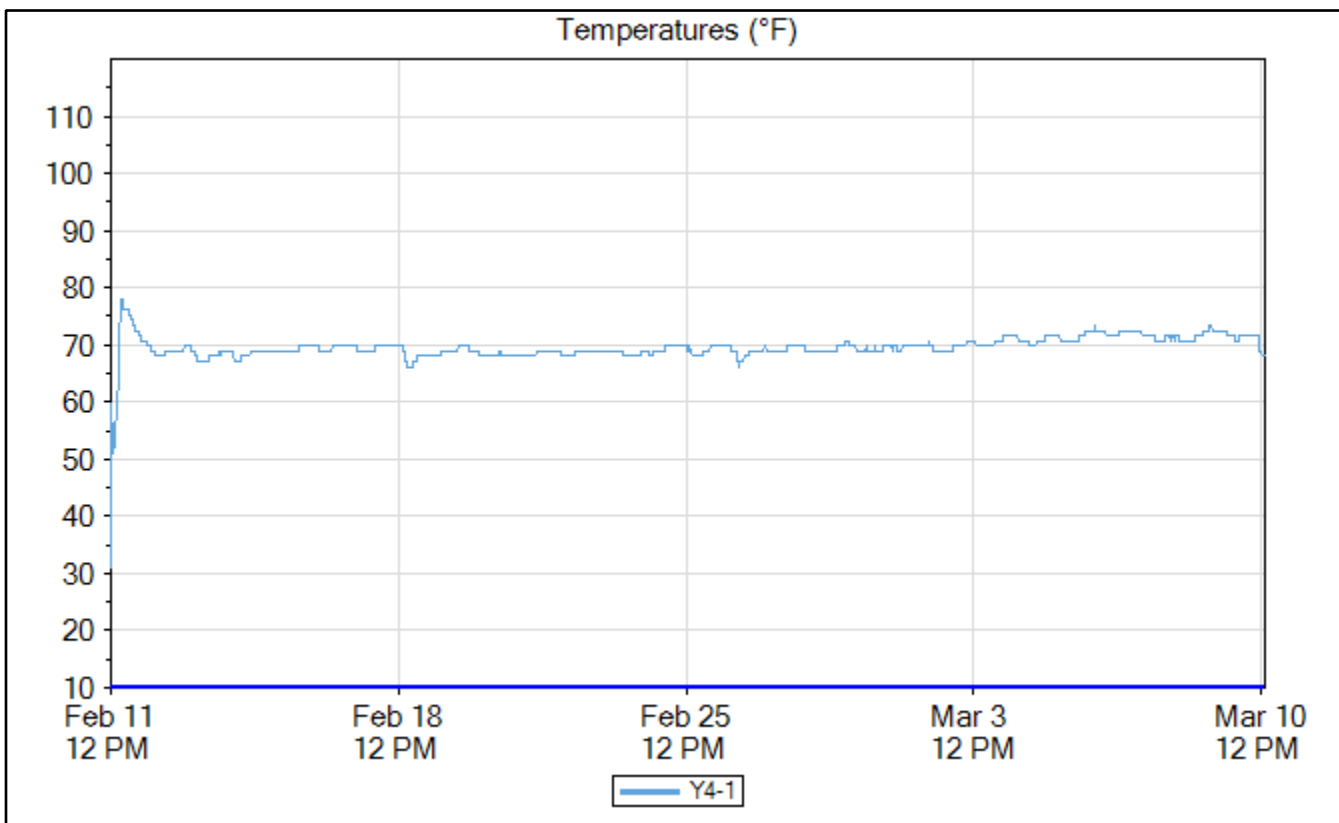


4"x8" Reference Cylinder Data

Y4-1

	Time	Elapsed Time (days.hours:minutes)	Temperature (°F)
Min Temp	Feb 11, 2020 12:00 PM	00:00	31.1
Max Temp	Feb 11, 2020 05:45 PM	05:45	77.9
Download	Mar 10, 2020 01:30 PM	28.01:30	68.0

Name	Y4-1
Serial Number	0000004DB81C
Location	
Depth (in)	0.0
Placement Date	Feb 11, 2020 11:50 AM
Sample Interval (minutes)	15

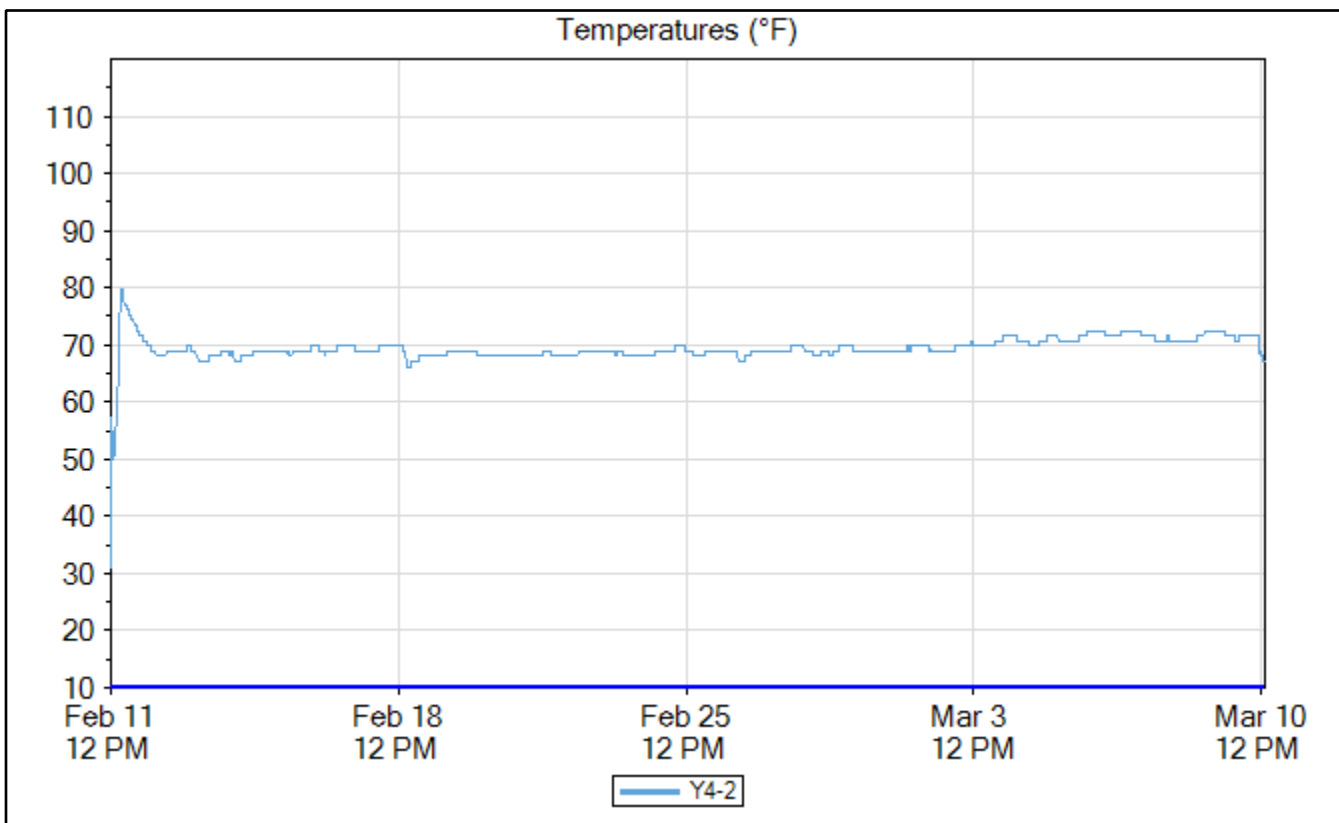


Y4-2

4"x8" Reference Cylinder Data

	Time	Elapsed Time (days.hours:minutes)	Temperature (°F)
Min Temp	Feb 11, 2020 12:00 PM	00:00	31.1
Max Temp	Feb 11, 2020 06:15 PM	06:15	79.7
Download	Mar 10, 2020 01:30 PM	28.01:30	67.1

Name	Y4-2
Serial Number	0000004DCEE2
Location	
Depth (in)	0.0
Placement Date	Feb 11, 2020 11:50 AM
Sample Interval (minutes)	15

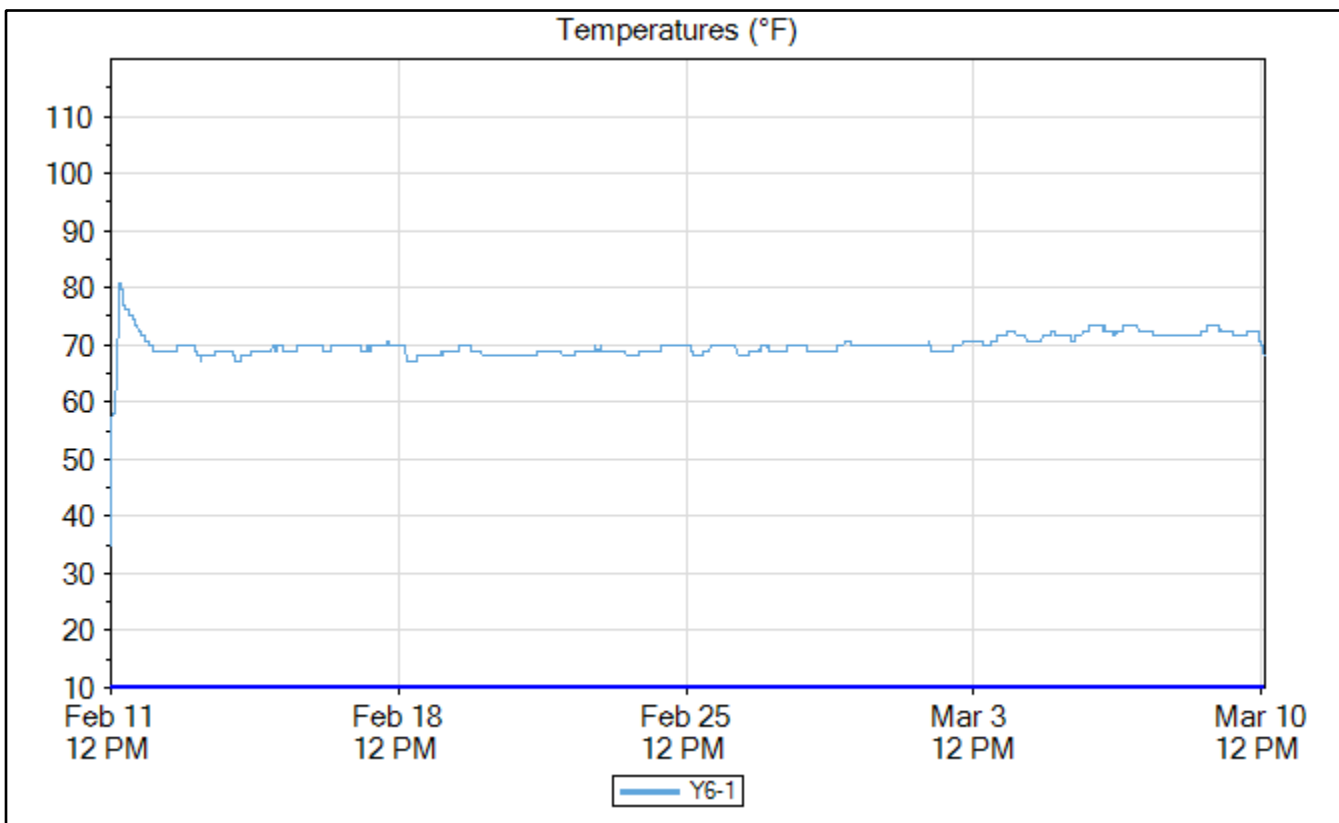


6"x12" Reference Cylinder Data

Y6-1

	Time	Elapsed Time (days.hours:minutes)	Temperature (°F)
Min Temp	Feb 11, 2020 12:00 PM	00:00	34.7
Max Temp	Feb 11, 2020 05:15 PM	05:15	80.6
Download	Mar 10, 2020 02:00 PM	28.02:00	68.0

Name	Y6-1
Serial Number	0000004DB9E3
Location	
Depth (in)	0.0
Placement Date	Feb 11, 2020 11:50 AM
Sample Interval (minutes)	15

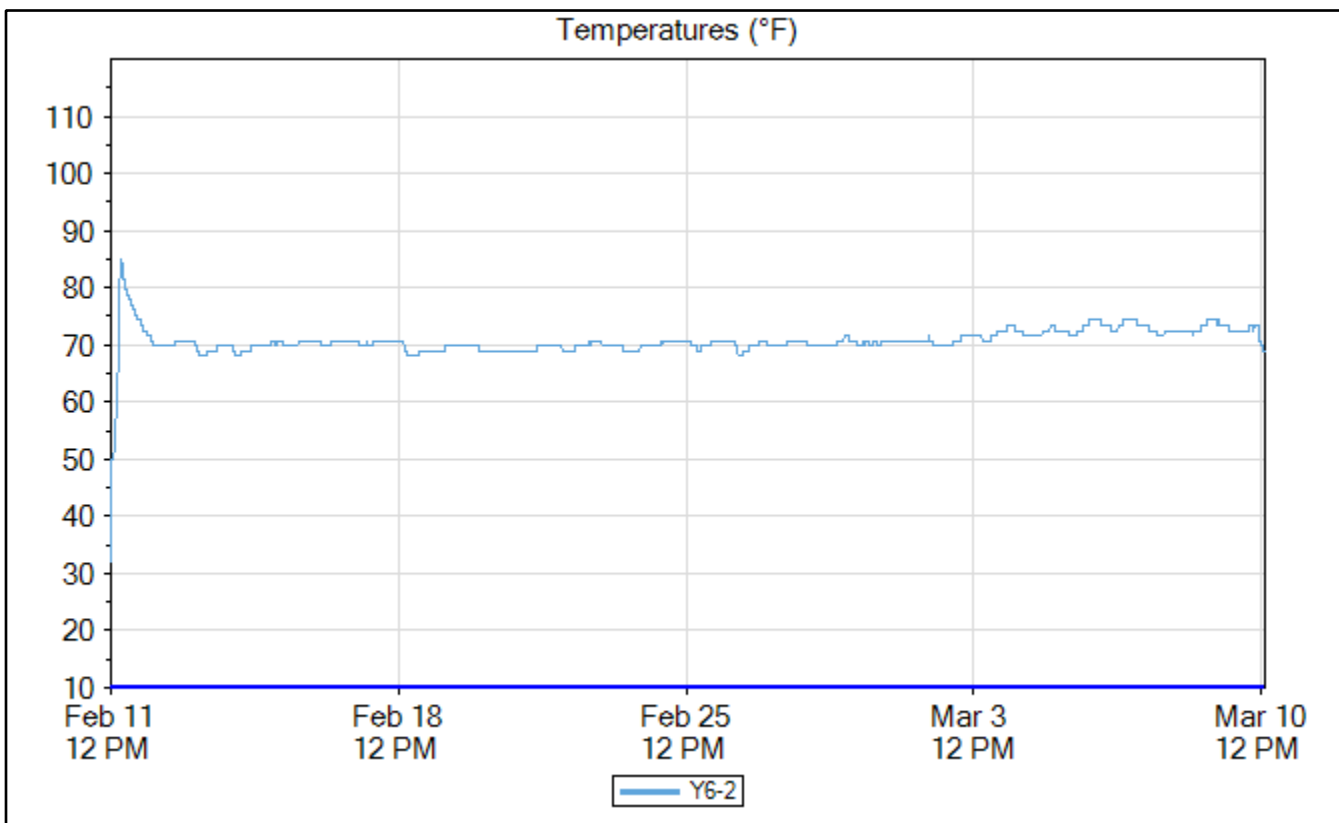


6"x12" Reference Cylinder Data

Y6-2

	Time	Elapsed Time (days.hours:minutes)	Temperature (°F)
Min Temp	Feb 11, 2020 12:00 PM	00:00	32.0
Max Temp	Feb 11, 2020 06:00 PM	06:00	85.1
Download	Mar 10, 2020 02:00 PM	28.02:00	68.9

Name	Y6-2
Serial Number	0000004DDA45
Location	
Depth (in)	0.0
Placement Date	Feb 11, 2020 11:50 AM
Sample Interval (minutes)	15

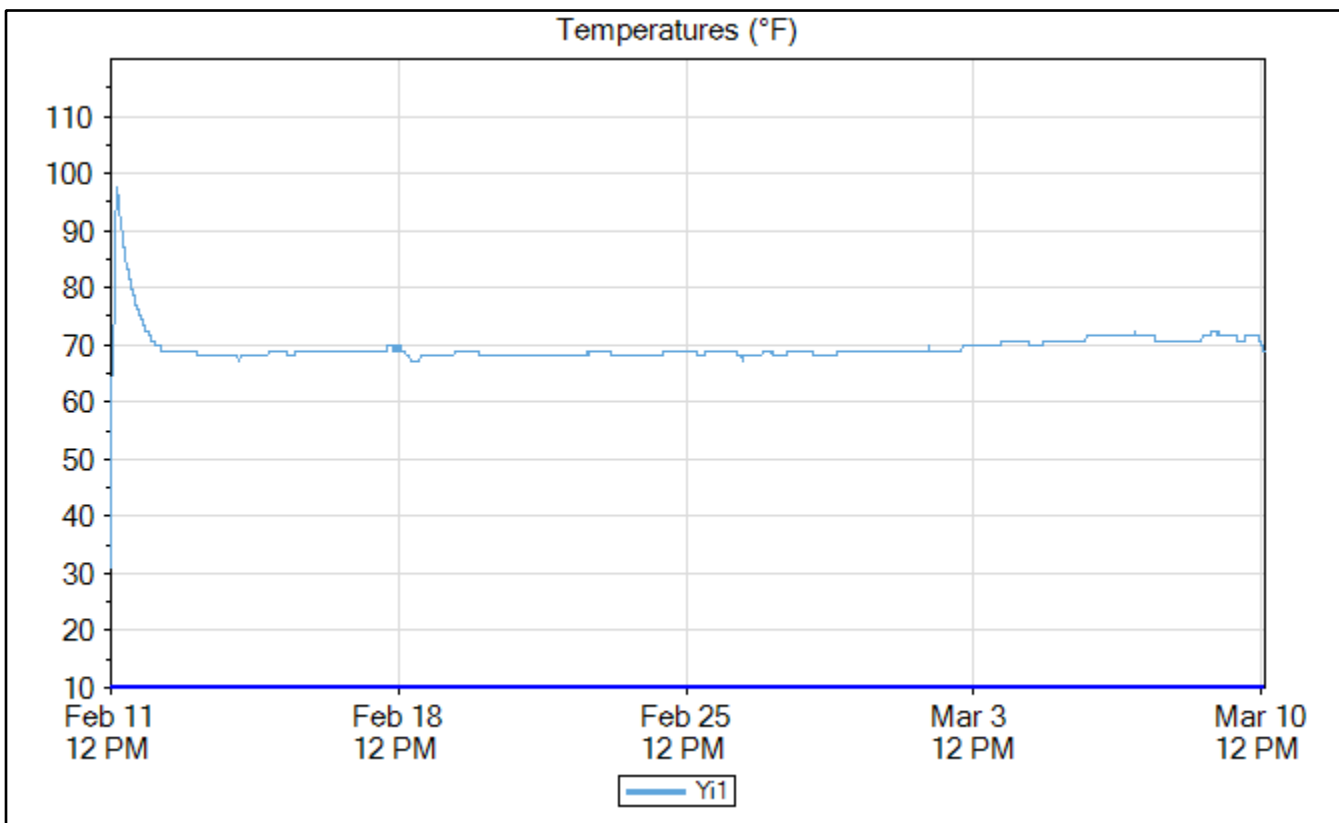


Insulated 4"x8" Reference Cylinder Data

Yi1

	Time	Elapsed Time (days.hours:minutes)	Temperature (°F)
Min Temp	Feb 11, 2020 12:00 PM	00:00	31.1
Max Temp	Feb 11, 2020 03:30 PM	03:30	97.7
Download	Mar 10, 2020 01:30 PM	28.01:30	68.9

Name	Yi1
Serial Number	0000004DCA8C
Location	
Depth (in)	0.0
Placement Date	Feb 11, 2020 11:50 AM
Sample Interval (minutes)	15

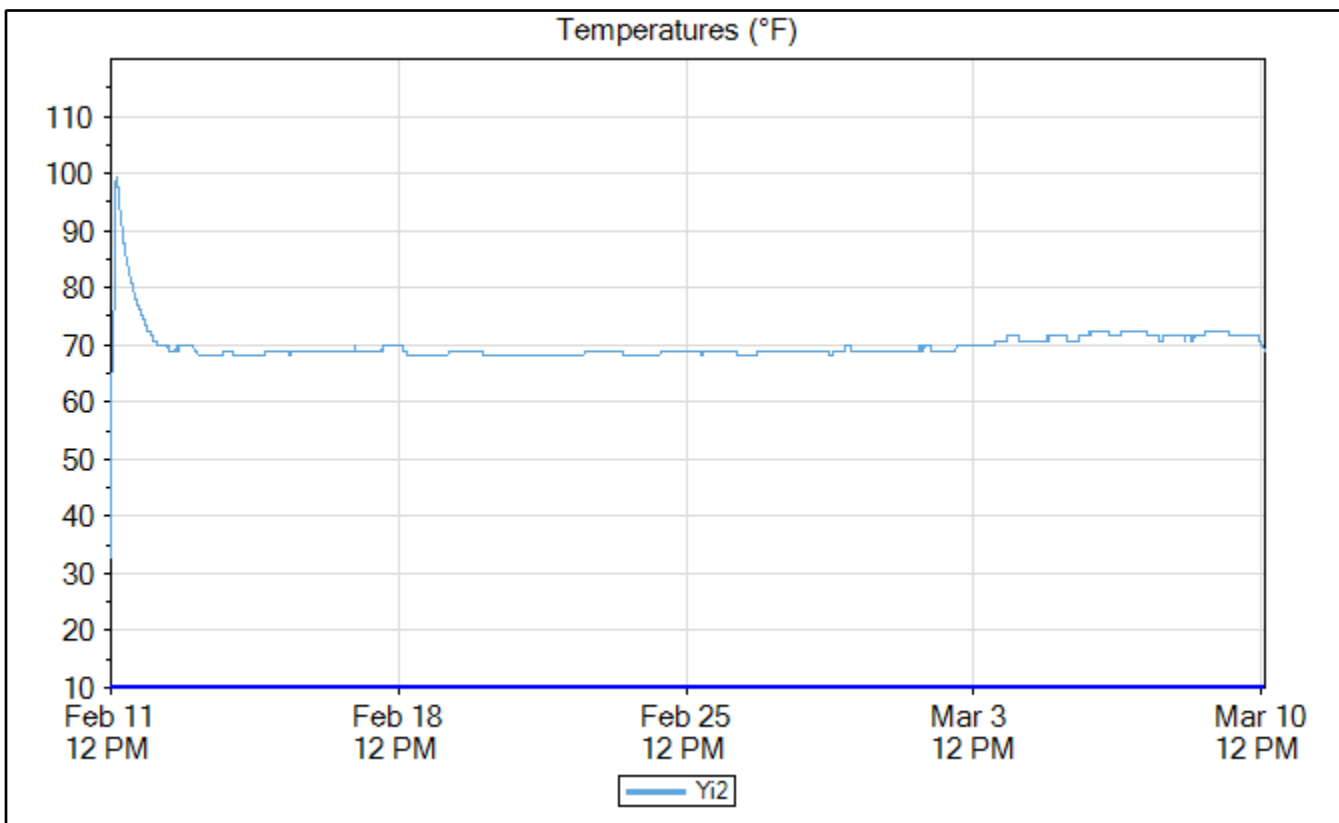


Insulated 4"x8" Reference Cylinder Data

Yi2

	Time	Elapsed Time (days.hours:minutes)	Temperature (°F)
Min Temp	Feb 11, 2020 12:00 PM	00:00	32.9
Max Temp	Feb 11, 2020 03:00 PM	03:00	99.5
Download	Mar 10, 2020 01:30 PM	28.01:30	68.9

Name	Yi2
Serial Number	0000004DB7E7
Location	
Depth (in)	0.0
Placement Date	Feb 11, 2020 11:50 AM
Sample Interval (minutes)	15



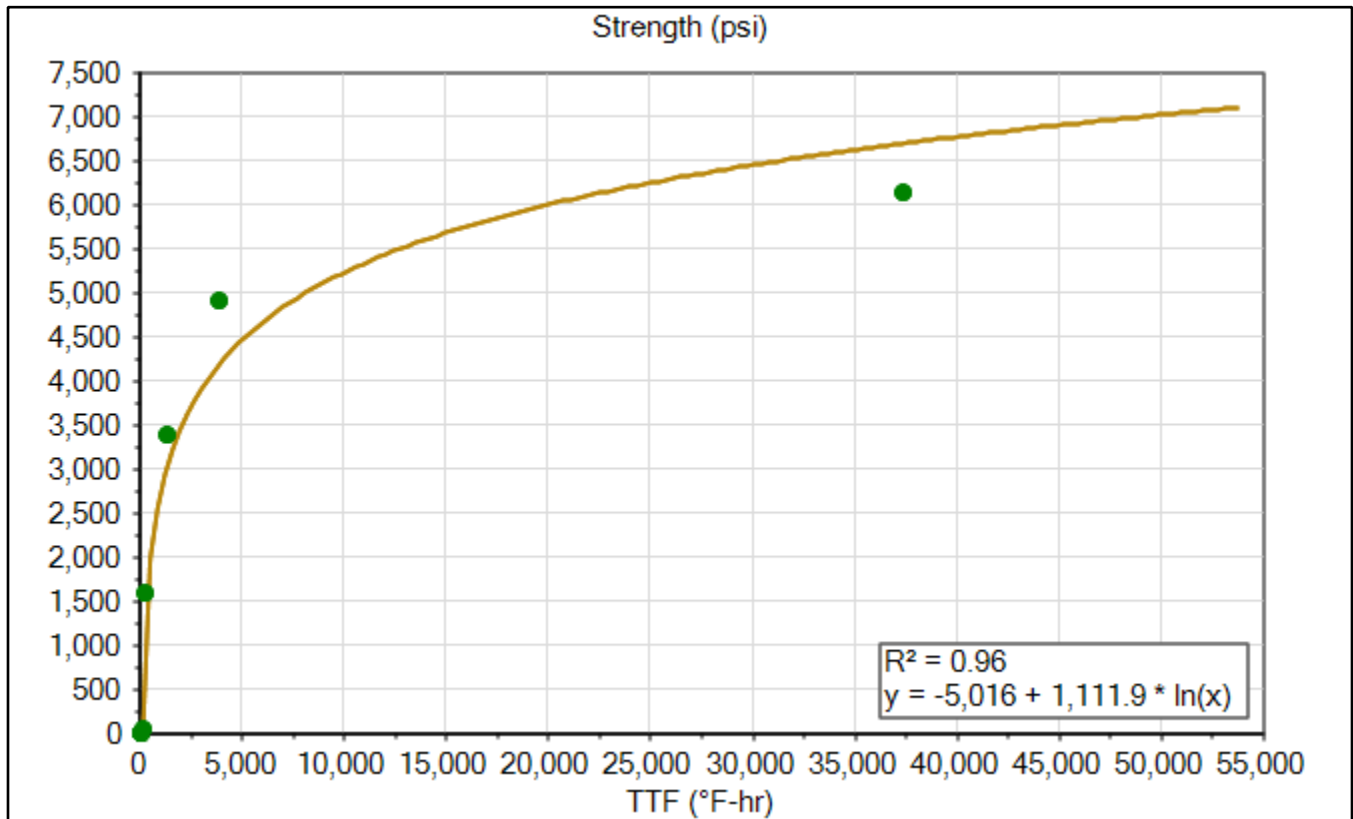
4x8 Cylinders Maturity Curve

Maturity Curve Report

Timestamp	Age (hours)	Strength (psi)	TTF (°F-hr)
Feb 11, 2020 01:25 PM	1.416667	0	61
Feb 11, 2020 01:55 PM	1.916667	0	79
Feb 11, 2020 02:25 PM	2.416667	0	99
Feb 11, 2020 02:55 PM	2.916667	0	120
Feb 11, 2020 03:25 PM	3.416667	0	143
Feb 11, 2020 03:55 PM	3.916667	50	166
Feb 11, 2020 06:06 PM	6.1	1,598	280
Feb 12, 2020 12:02 PM	24.05	3,390	1,344
Feb 14, 2020 12:01 PM	72.03333	4,915	3,956
Mar 10, 2020 11:58 PM	683.9667	6,145	37,364

Maturity Method	Nurse-Saul
Datum Temp (°F)	14

Curve-Fit Model	Ln
Intercept (psi)	-5,016
Slope	1,111.9
Equation	$y = -5,016 + 1,111.9 * \ln(x)$
R²	0.96



Signature _____

Print _____

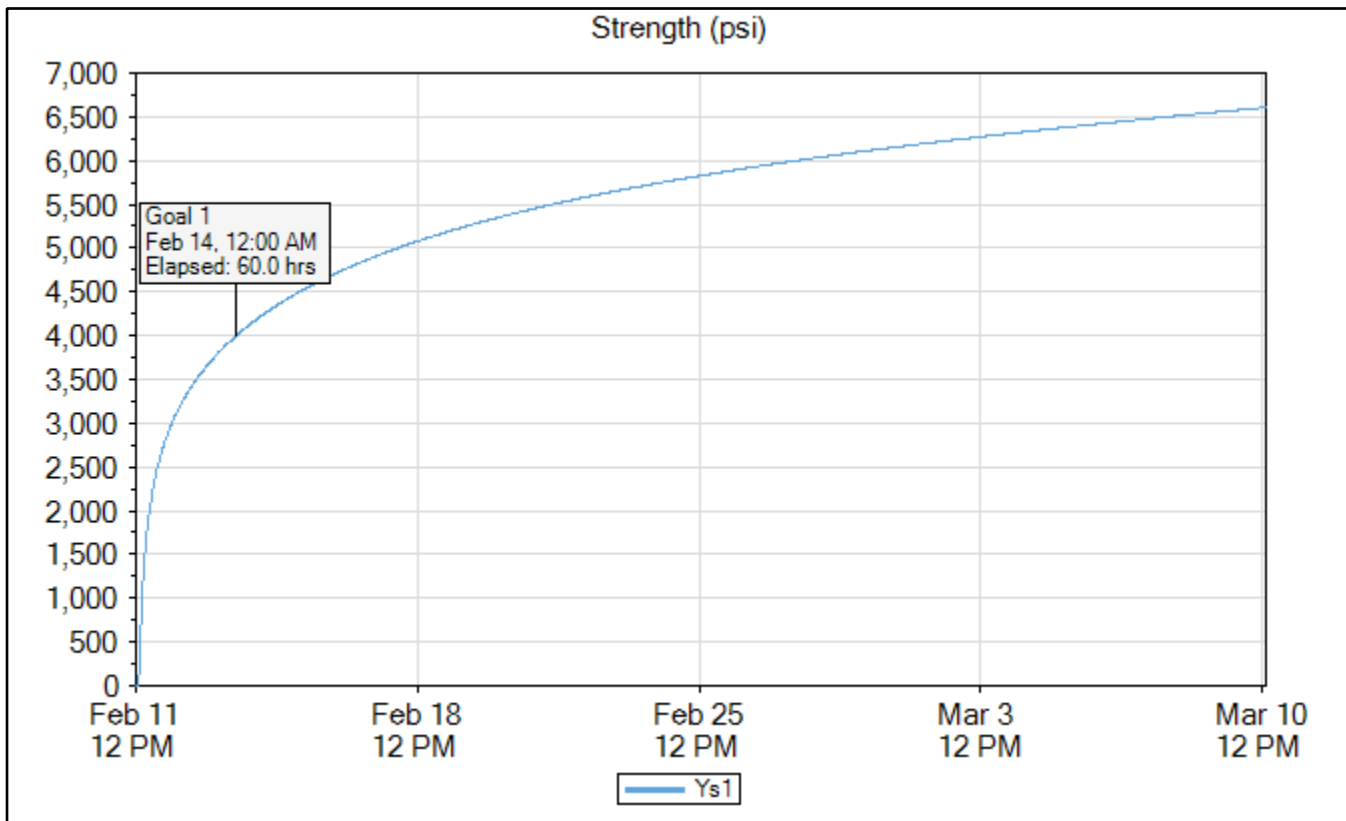
Ys1

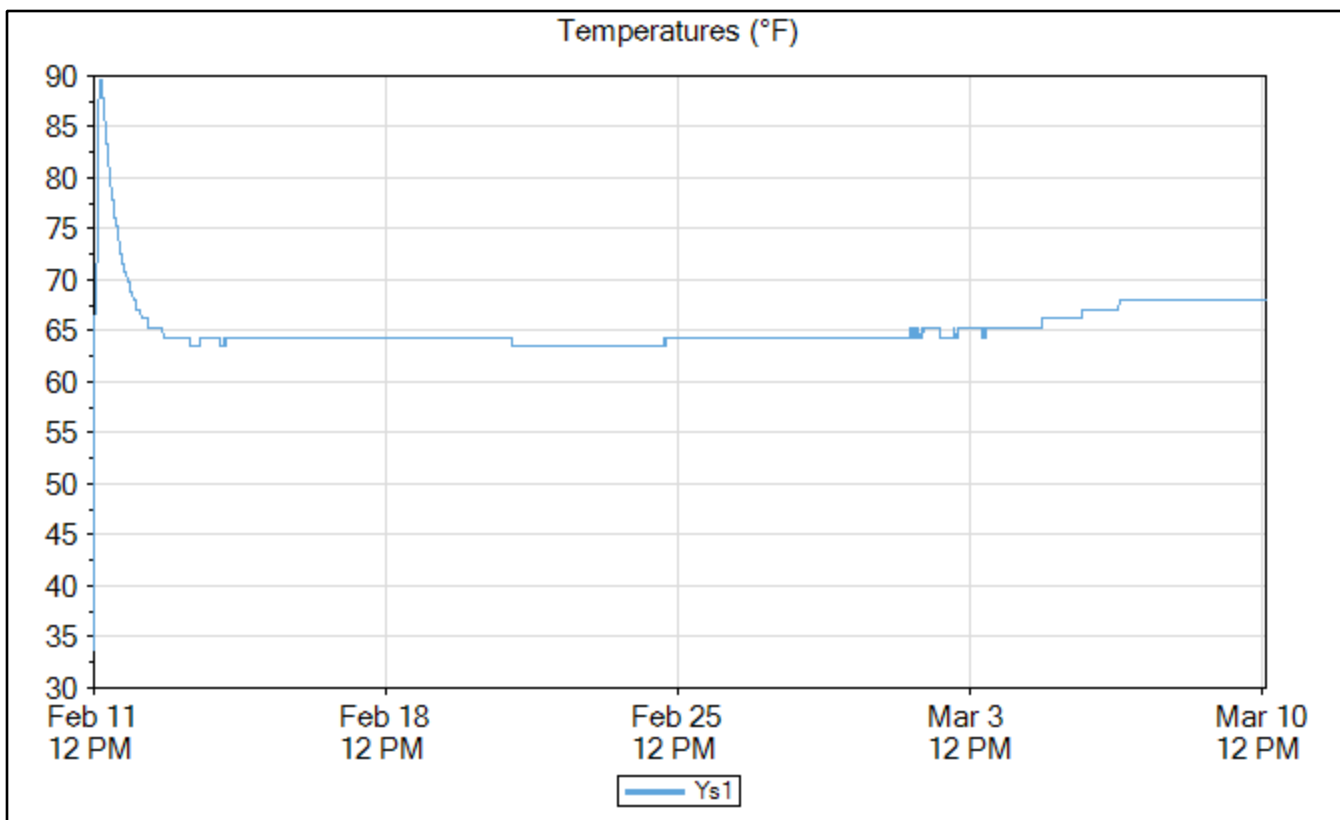
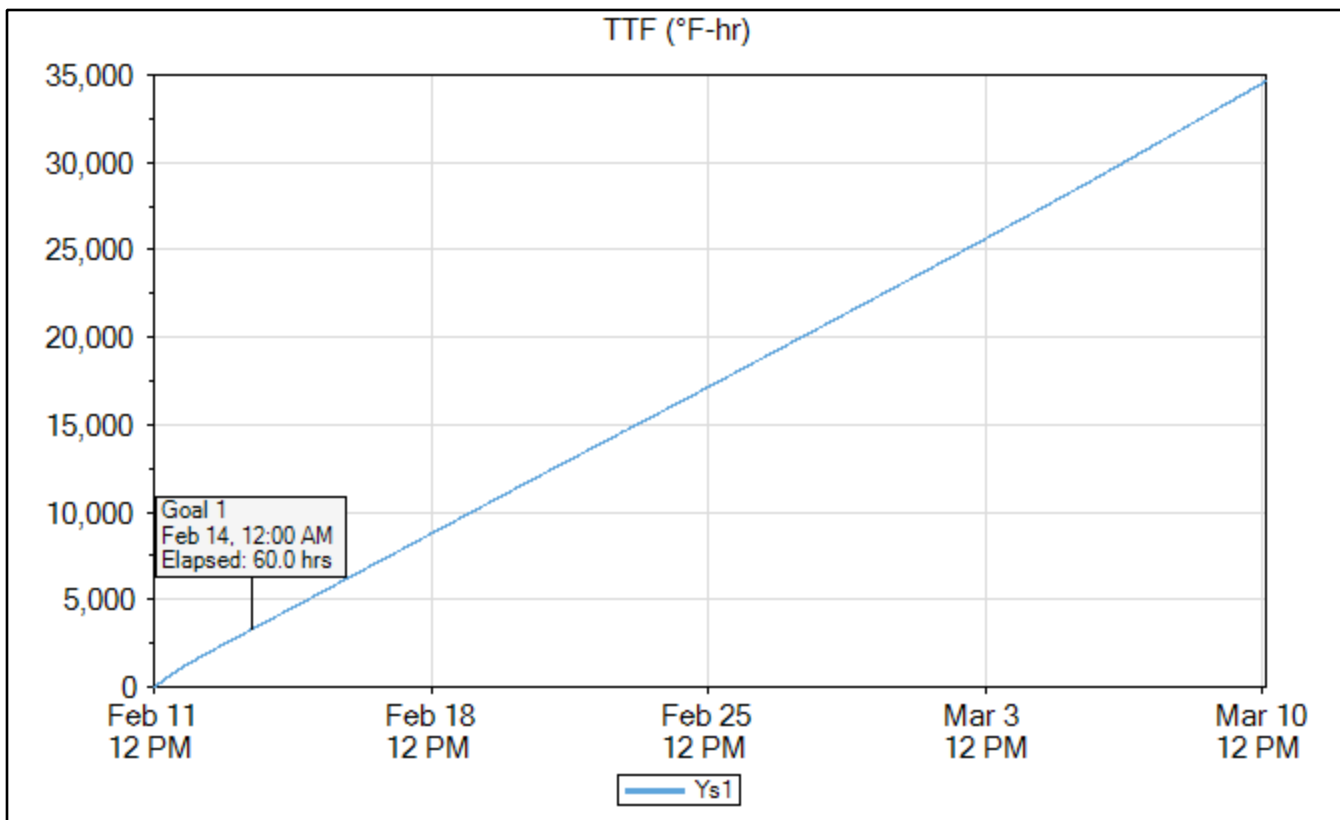
4x8 Cylinders Sensor Data

	Time	Elapsed Time (days.hours:minutes)	Temperature (°F)	TTF (°F-hr)	Strength (psi)
Goal 1	Feb 14, 2020 12:00 AM	2.12:00	63.5	3,324	4,001
Min Temp	Feb 11, 2020 12:00 PM	00:00	33.8	0	0
Max Temp	Feb 11, 2020 03:15 PM	03:15	89.6	201	882
Download	Mar 10, 2020 01:30 PM	28.01:30	68.0	34,619	6,606

Name	Ys1
Serial Number	0000004DC5C2
Location	
Depth (in)	0.0
Placement Date	Feb 11, 2020 11:55 AM
Sample Interval (minutes)	15

Maturity Method	Nurse-Saul
Datum Temp (°F)	14



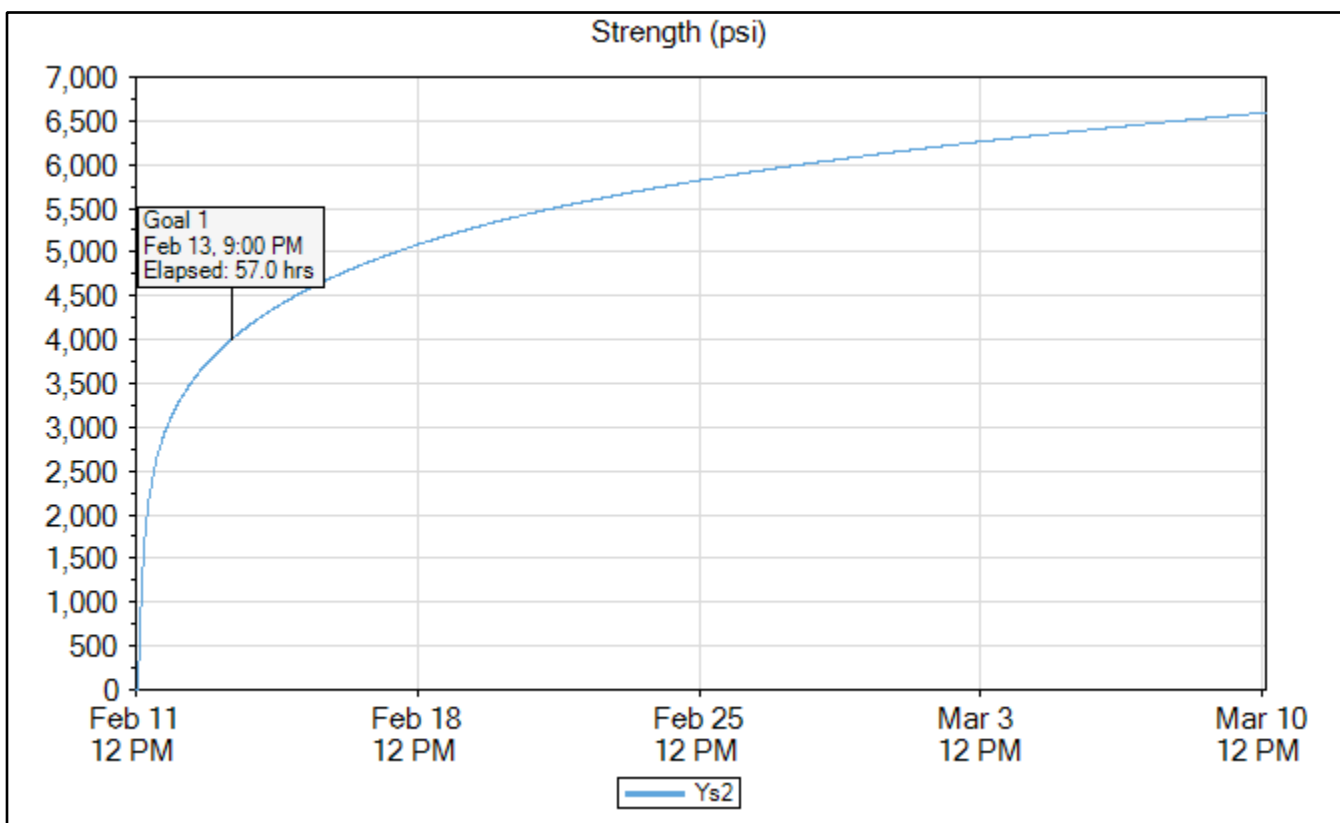


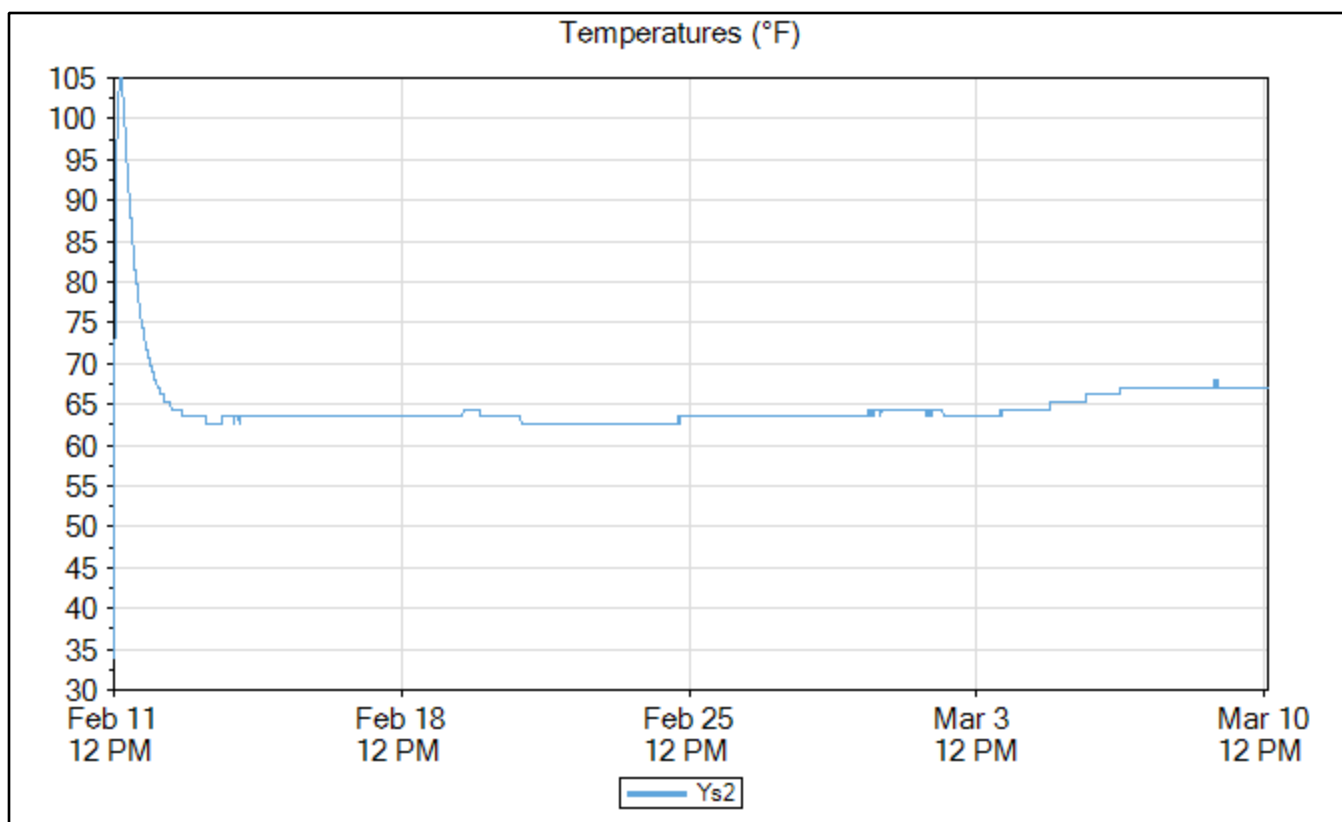
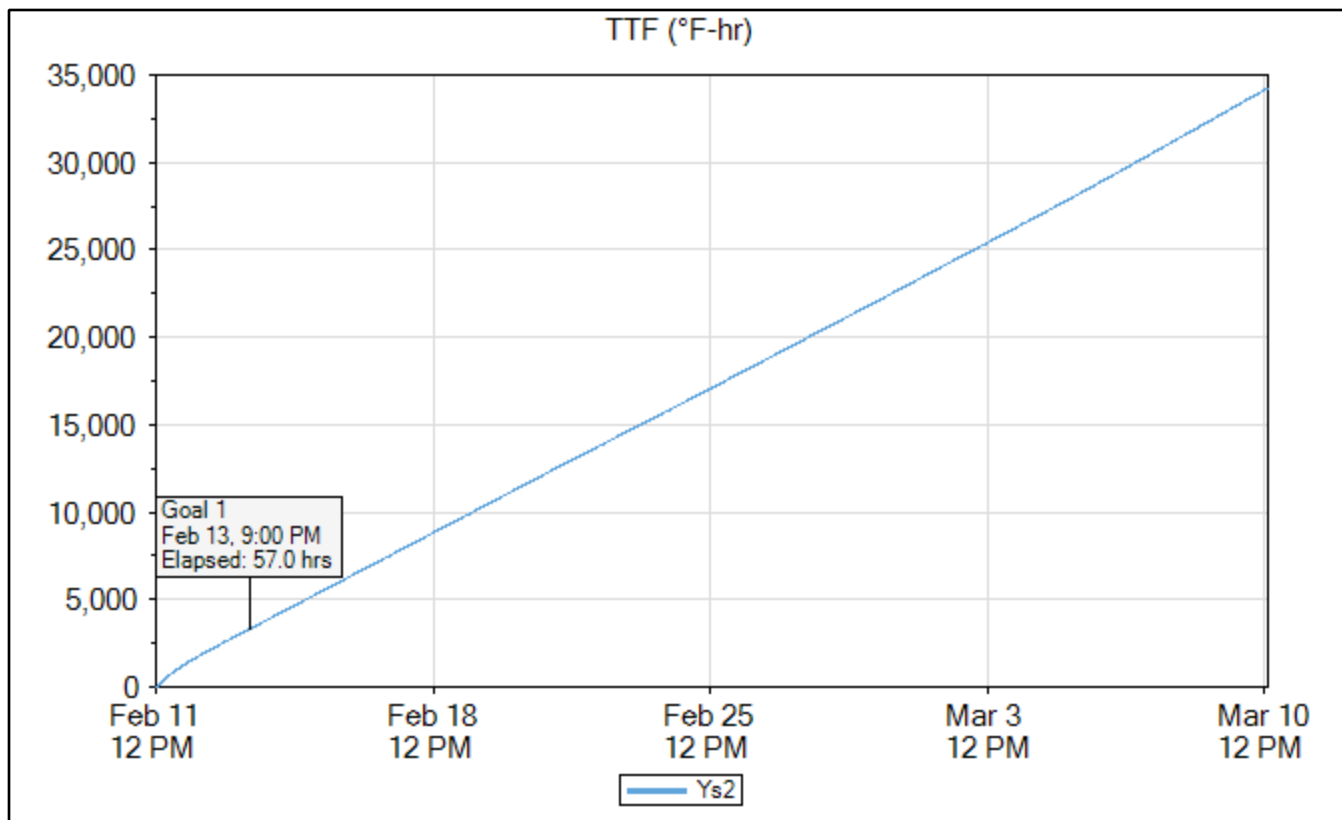
Ys2

	Time	Elapsed Time (days.hours:minutes)	Temperature (°F)	TTF (°F-hr)	Strength (psi)
Goal 1	Feb 13, 2020 09:00 PM	2.09:00	62.6	3,327	4,002
Min Temp	Feb 11, 2020 12:00 PM	00:00	33.8	0	0
Max Temp	Feb 11, 2020 03:15 PM	03:15	104.9	246	1,107
Download	Mar 10, 2020 01:30 PM	28.01:30	67.1	34,226	6,593

Name	Ys2
Serial Number	0000004DB658
Location	
Depth (in)	0.0
Placement Date	Feb 11, 2020 11:55 AM
Sample Interval (minutes)	15

Maturity Method	Nurse-Saul
Datum Temp (°F)	14



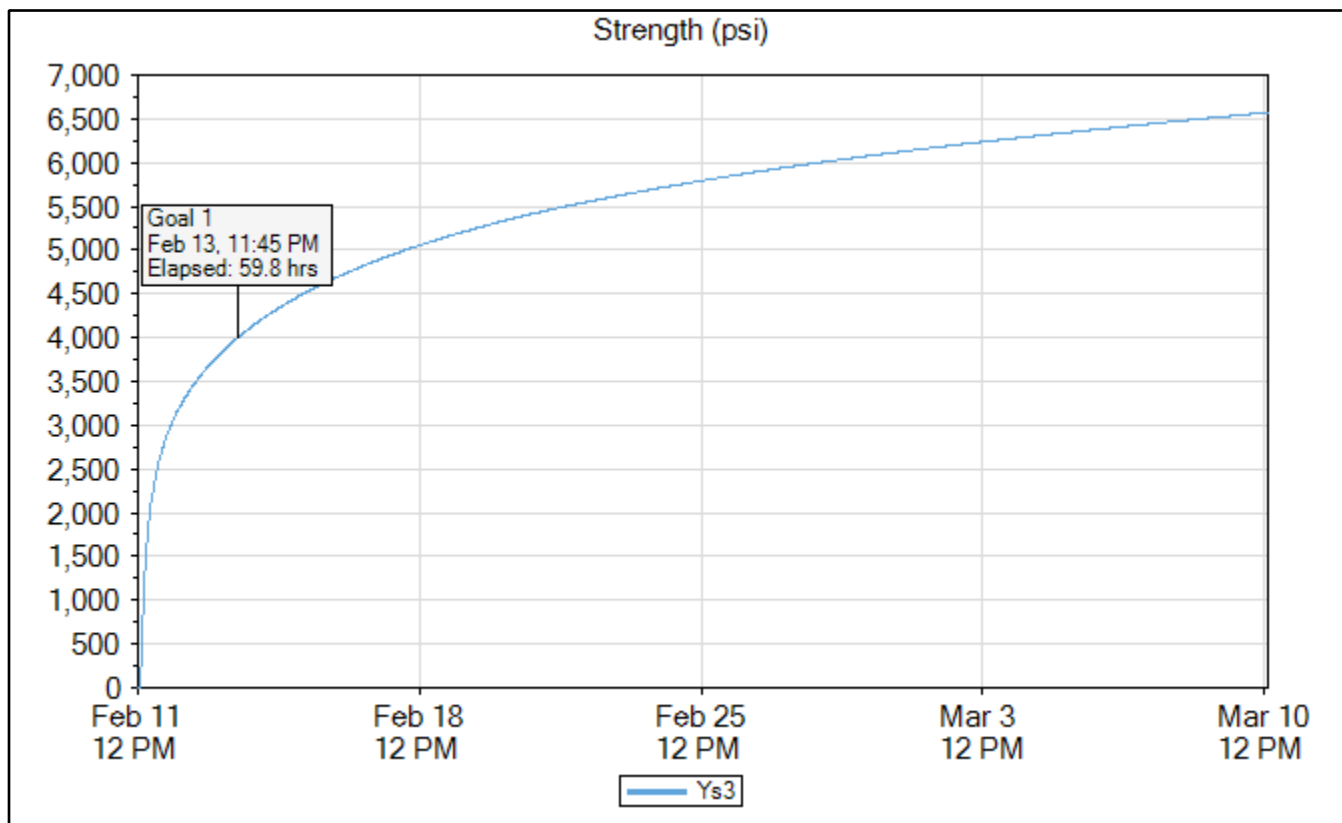


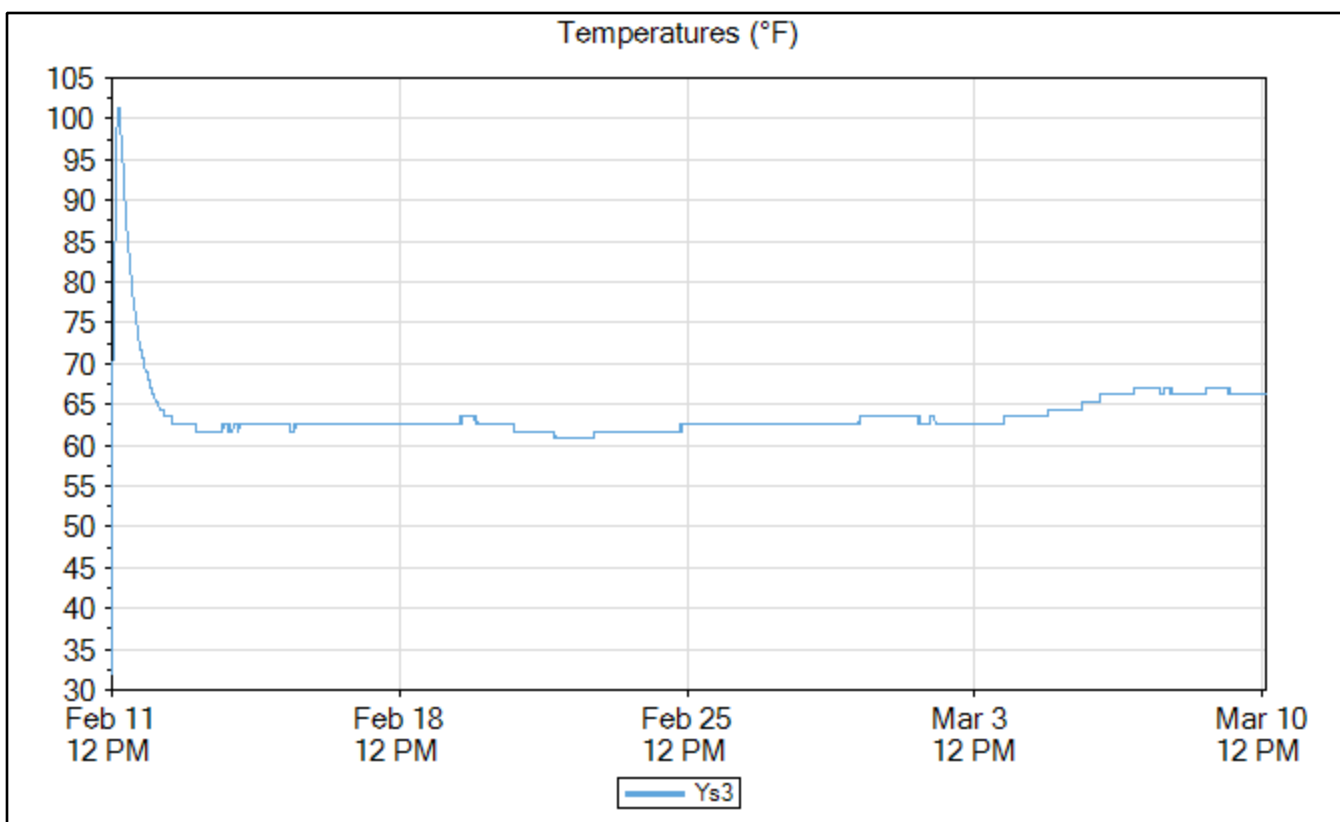
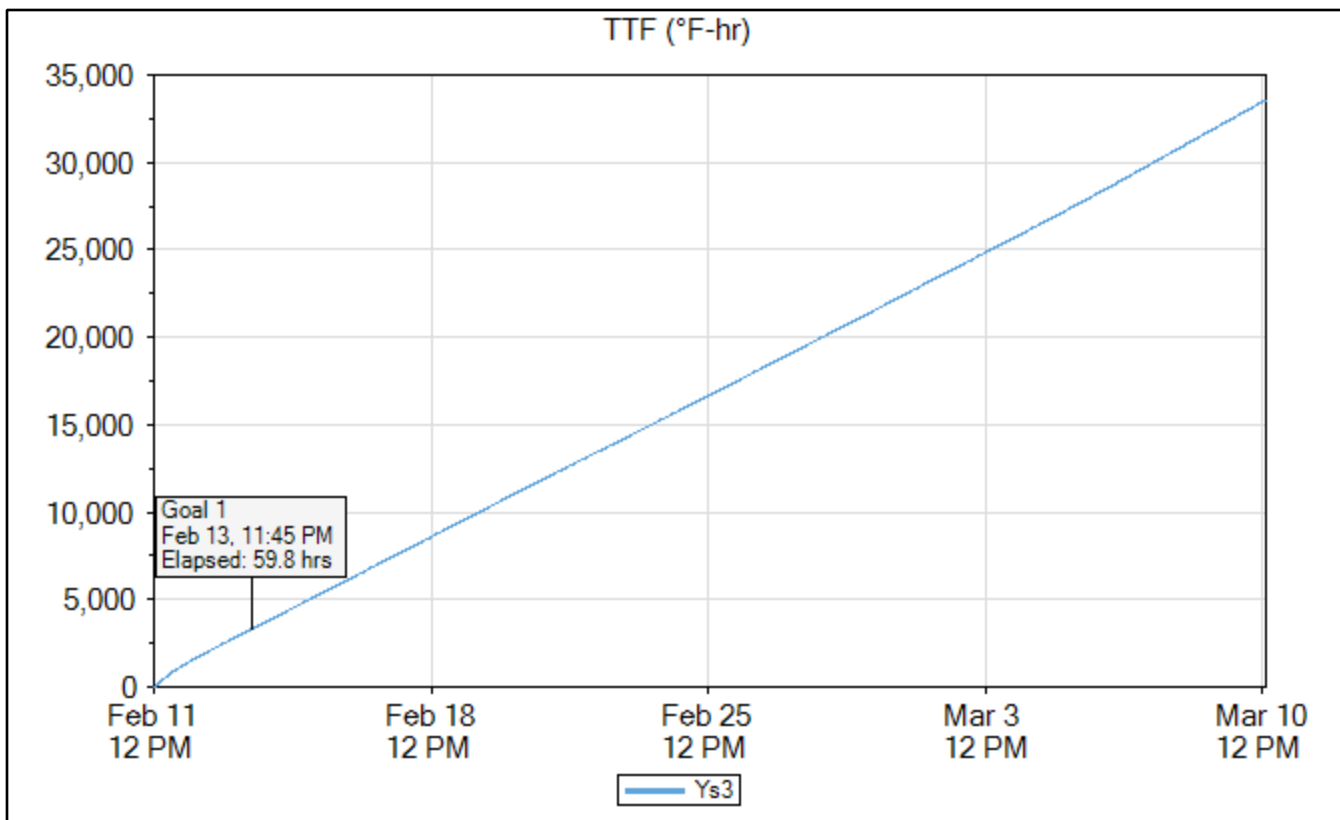
Ys3

	Time	Elapsed Time (days.hours:minutes)	Temperature (°F)	TTF (°F-hr)	Strength (psi)
Goal 1	Feb 13, 2020 11:45 PM	2.11:45	61.7	3,329	4,002
Min Temp	Feb 11, 2020 12:00 PM	00:00	32.0	0	0
Max Temp	Feb 11, 2020 03:30 PM	03:30	101.3	250	1,121
Download	Mar 10, 2020 01:30 PM	28.01:30	66.2	33,547	6,571

Name	Ys3
Serial Number	0000004DCA3D
Location	
Depth (in)	0.0
Placement Date	Feb 11, 2020 11:55 AM
Sample Interval (minutes)	15

Maturity Method	Nurse-Saul
Datum Temp (°F)	14





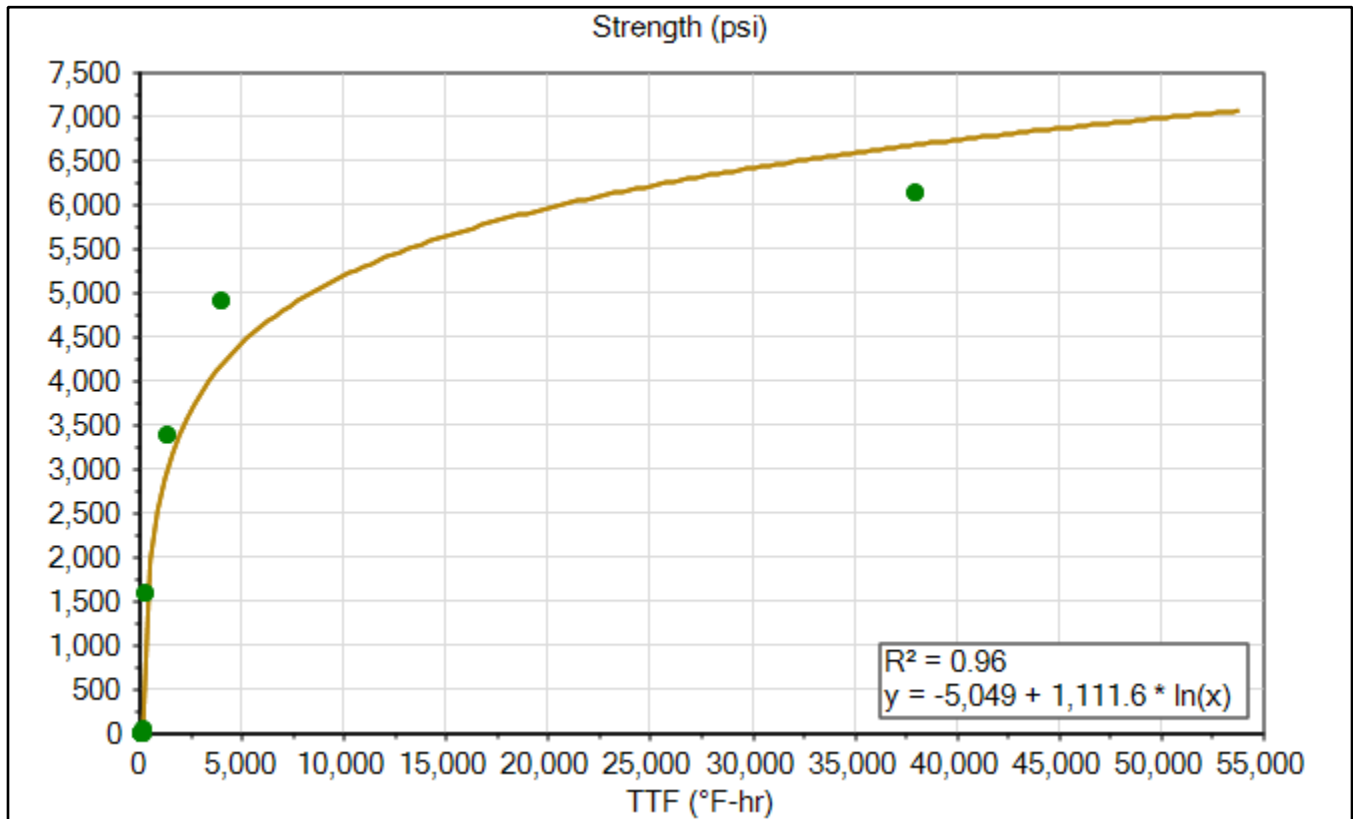
6x12 Cylinders Maturity Curve

Maturity Curve Report

Timestamp	Age (hours)	Strength (psi)	TTF (°F-hr)
Feb 11, 2020 01:25 PM	1.416667	0	60
Feb 11, 2020 01:55 PM	1.916667	0	80
Feb 11, 2020 02:25 PM	2.416667	0	102
Feb 11, 2020 02:55 PM	2.916667	0	125
Feb 11, 2020 03:25 PM	3.416667	0	149
Feb 11, 2020 03:55 PM	3.916667	50	175
Feb 11, 2020 06:06 PM	6.1	1,598	302
Feb 12, 2020 12:02 PM	24.05	3,390	1,395
Feb 14, 2020 12:01 PM	72.03333	4,915	4,049
Mar 10, 2020 11:58 PM	683.9667	6,145	37,949

Maturity Method	Nurse-Saul
Datum Temp (°F)	14

Curve-Fit Model	Ln
Intercept (psi)	-5,049
Slope	1,111.6
Equation	$y = -5,049 + 1,111.6 * \ln(x)$
R²	0.96



Signature _____

Print _____

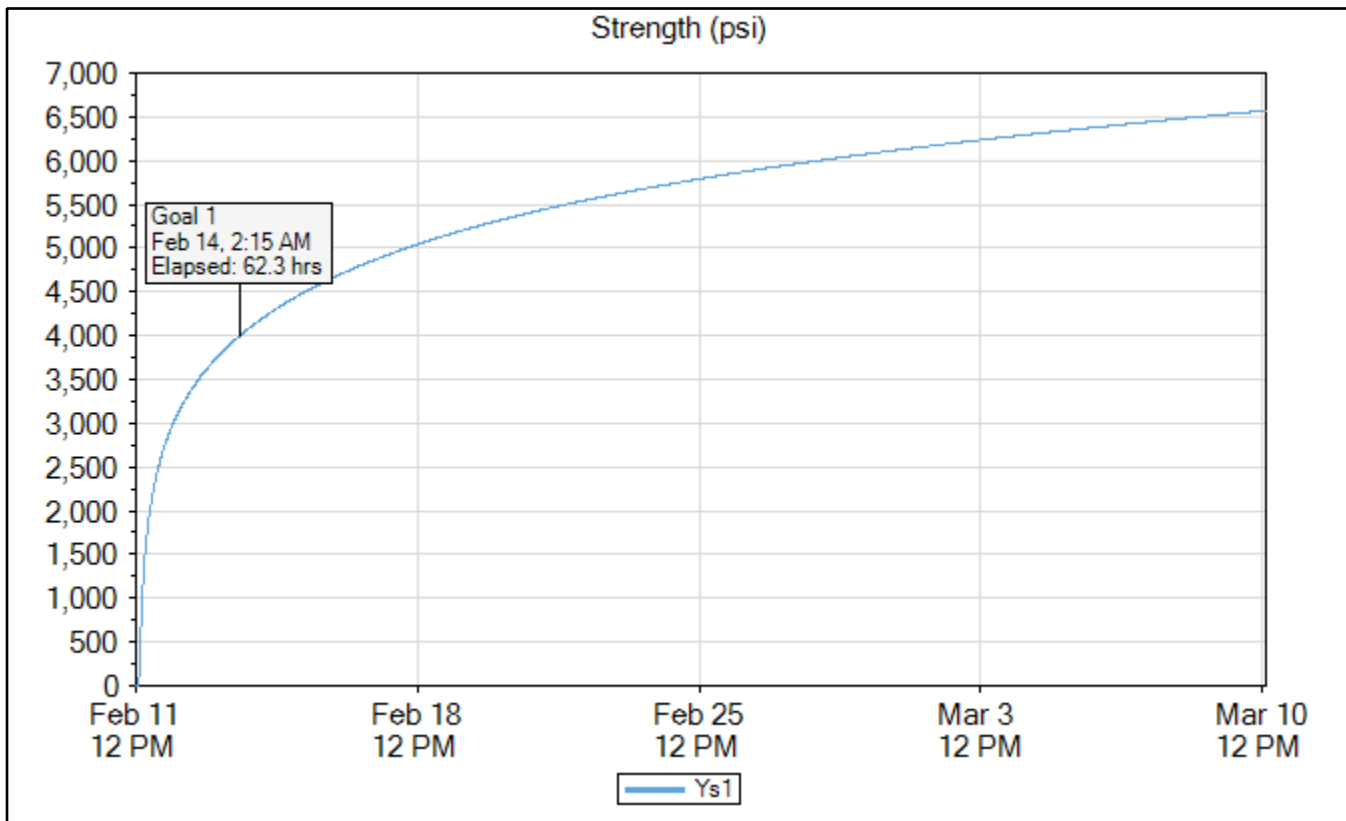
Ys1

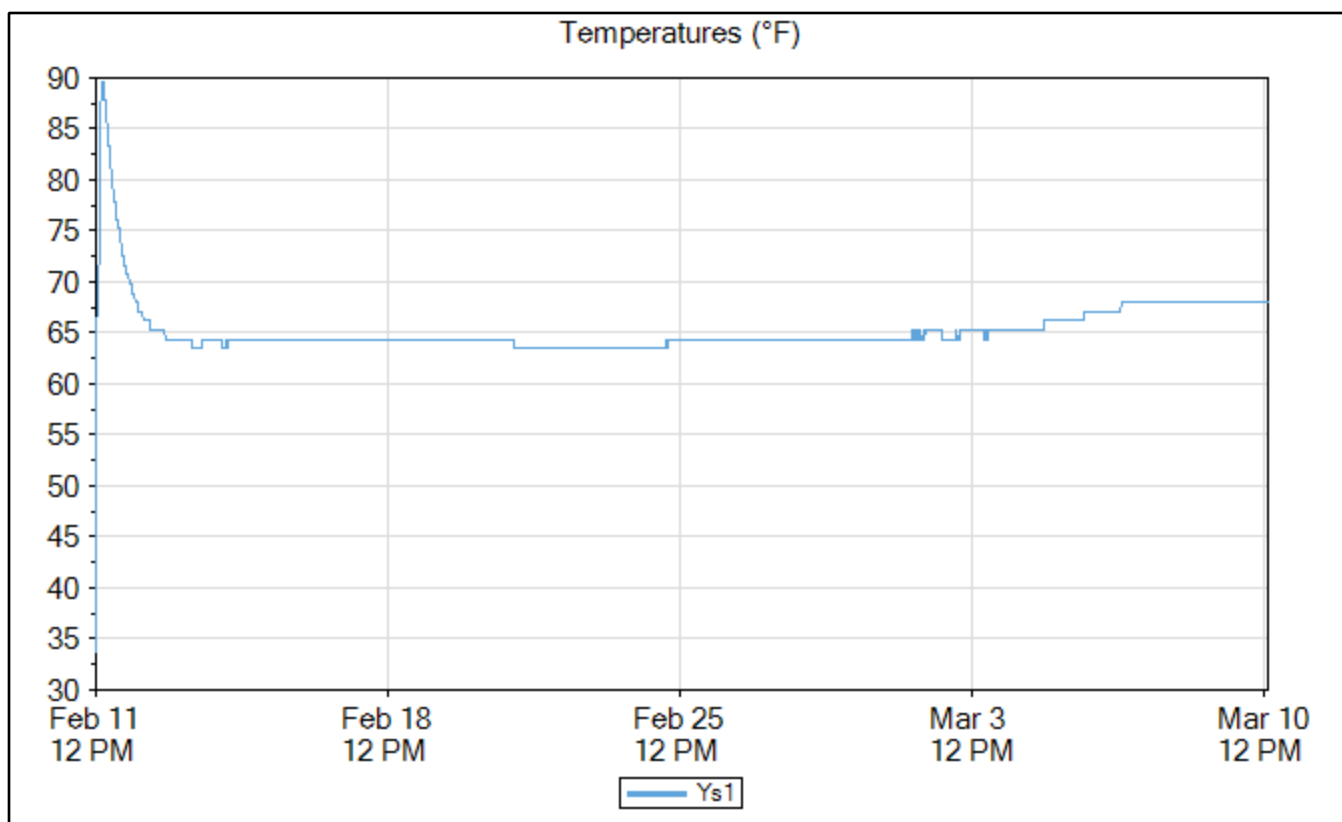
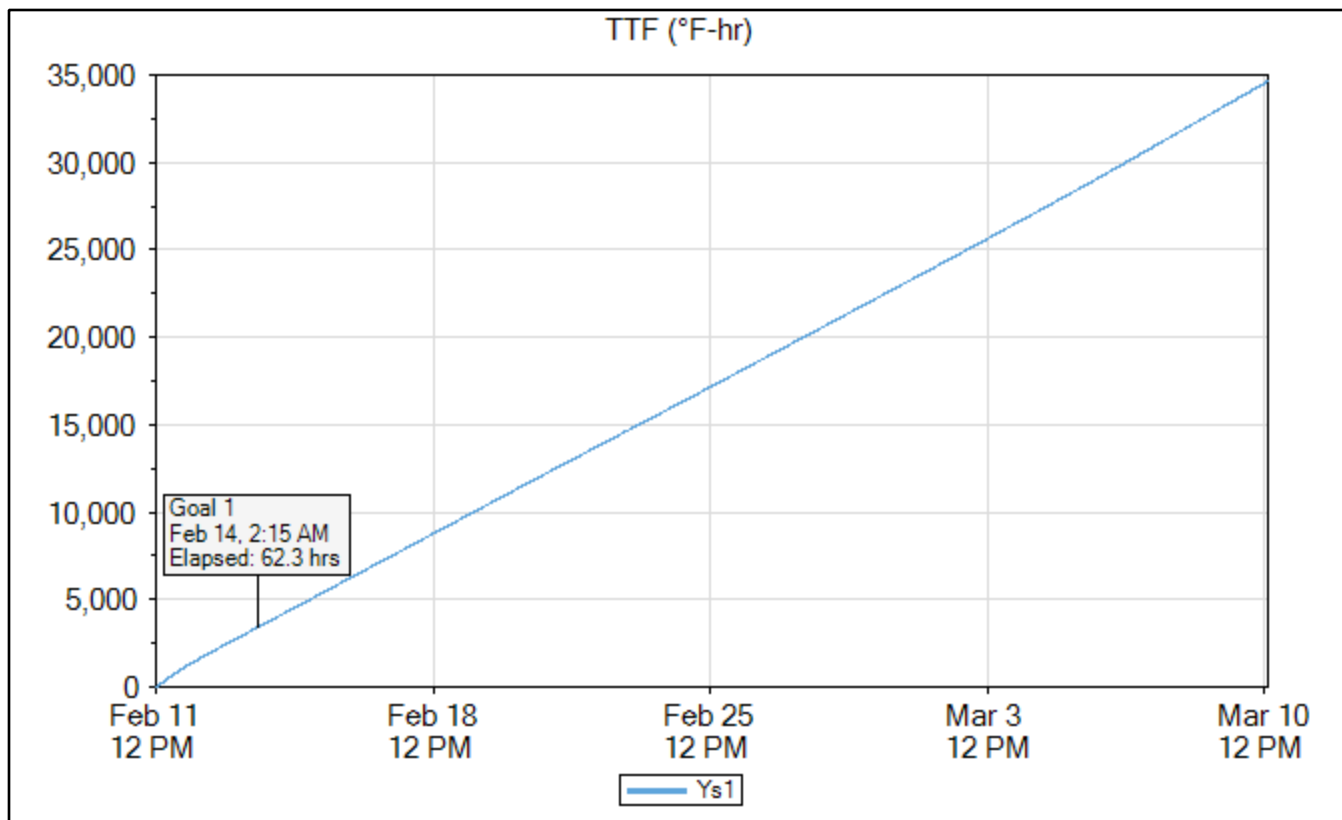
6x12 Cylinders Sensor Data

	Time	Elapsed Time (days.hours:minutes)	Temperature (°F)	TTF (°F-hr)	Strength (psi)
Goal 1	Feb 14, 2020 02:15 AM	2.14:15	64.4	3,437	4,003
Min Temp	Feb 11, 2020 12:00 PM	00:00	33.8	0	0
Max Temp	Feb 11, 2020 03:15 PM	03:15	89.6	201	847
Download	Mar 10, 2020 01:30 PM	28.01:30	68.0	34,619	6,570

Name	Ys1
Serial Number	0000004DC5C2
Location	
Depth (in)	0.0
Placement Date	Feb 11, 2020 11:55 AM
Sample Interval (minutes)	15

Maturity Method	Nurse-Saul
Datum Temp (°F)	14



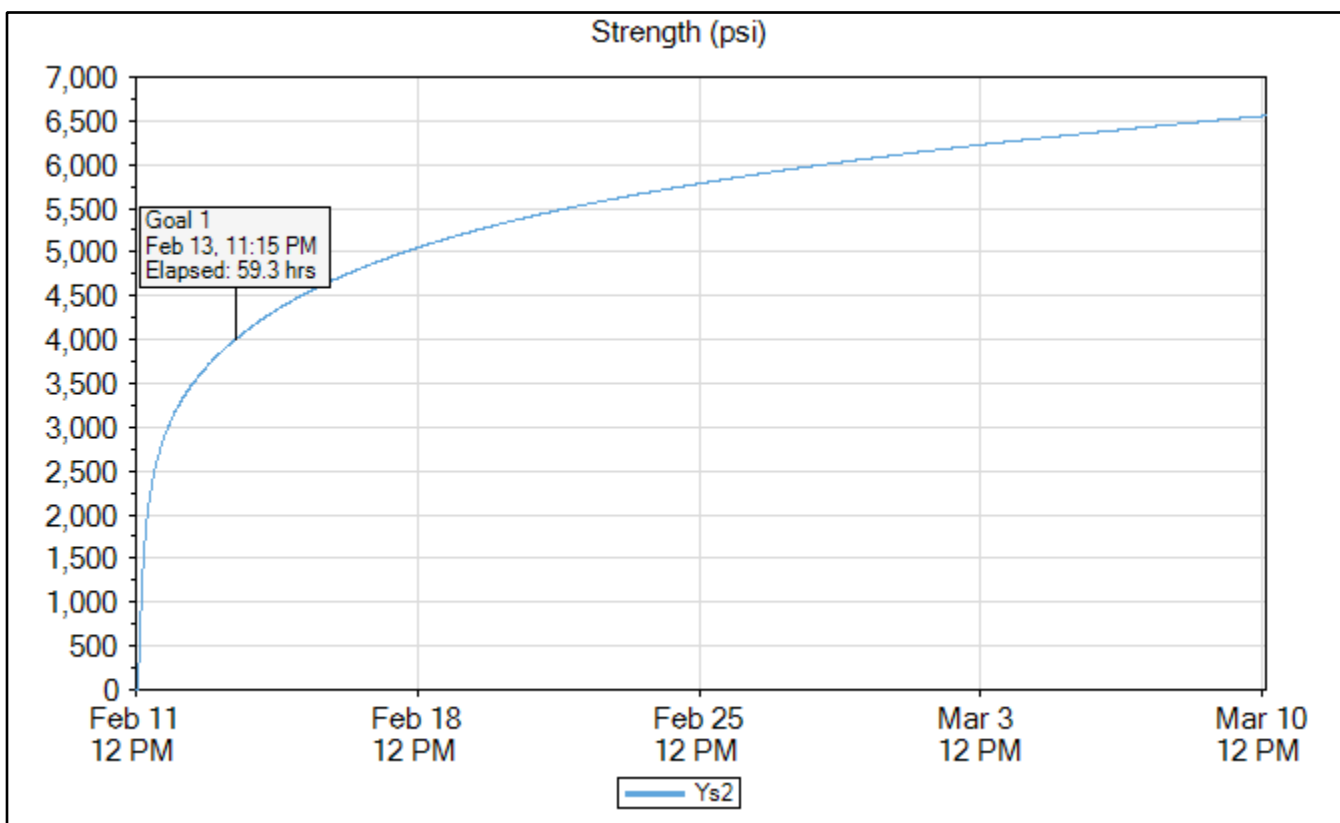


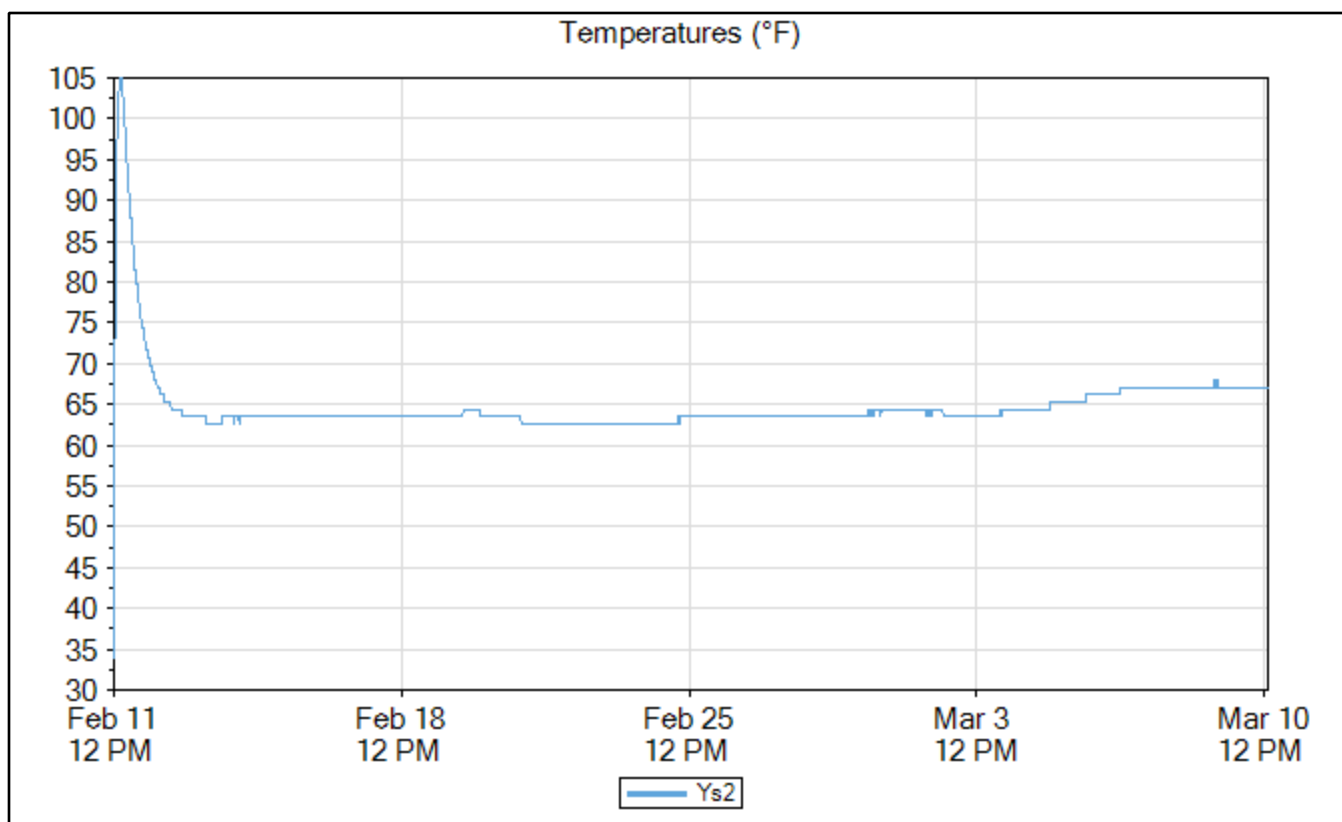
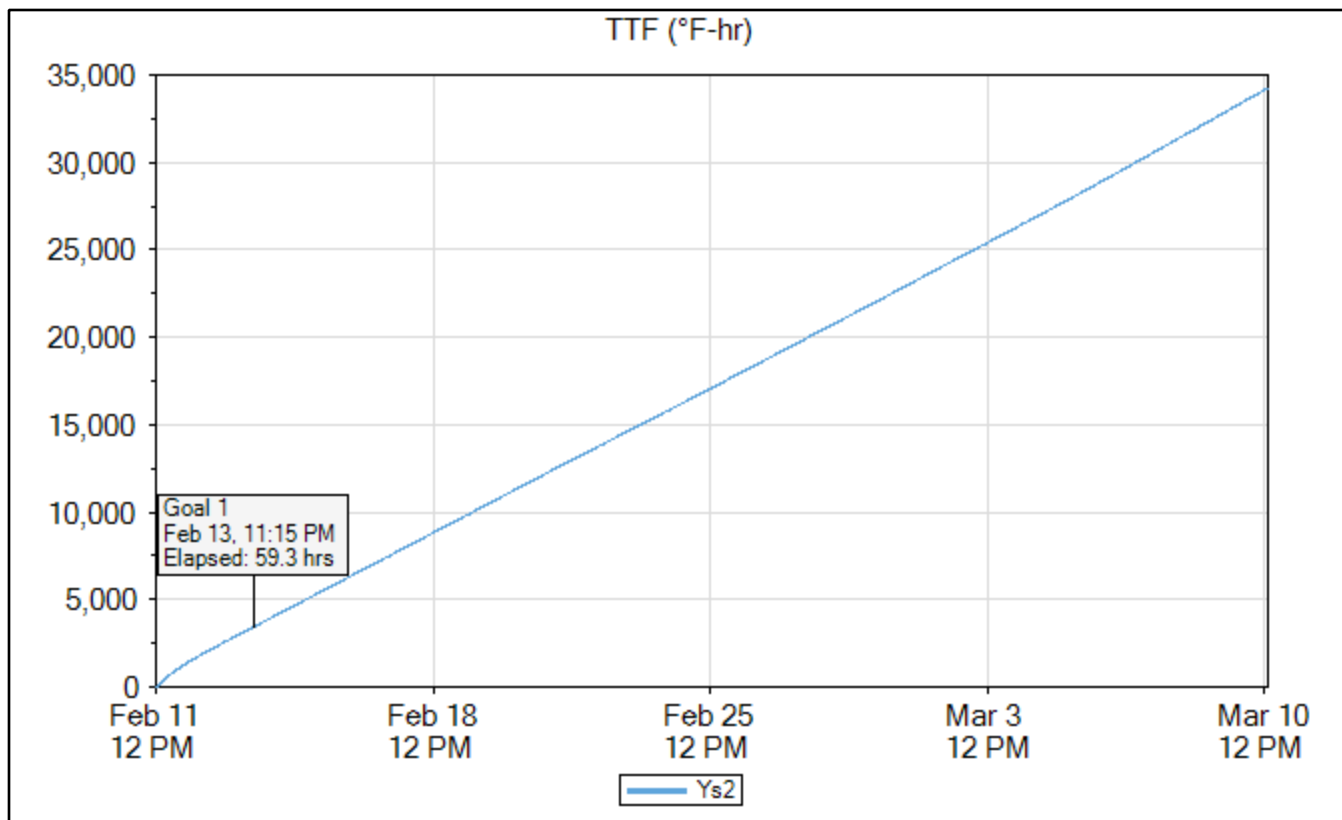
Ys2

	Time	Elapsed Time (days.hours:minutes)	Temperature (°F)	TTF (°F-hr)	Strength (psi)
Goal 1	Feb 13, 2020 11:15 PM	2.11:15	62.6	3,436	4,002
Min Temp	Feb 11, 2020 12:00 PM	00:00	33.8	0	0
Max Temp	Feb 11, 2020 03:15 PM	03:15	104.9	246	1,073
Download	Mar 10, 2020 01:30 PM	28.01:30	67.1	34,226	6,557

Name	Ys2
Serial Number	0000004DB658
Location	
Depth (in)	0.0
Placement Date	Feb 11, 2020 11:55 AM
Sample Interval (minutes)	15

Maturity Method	Nurse-Saul
Datum Temp (°F)	14



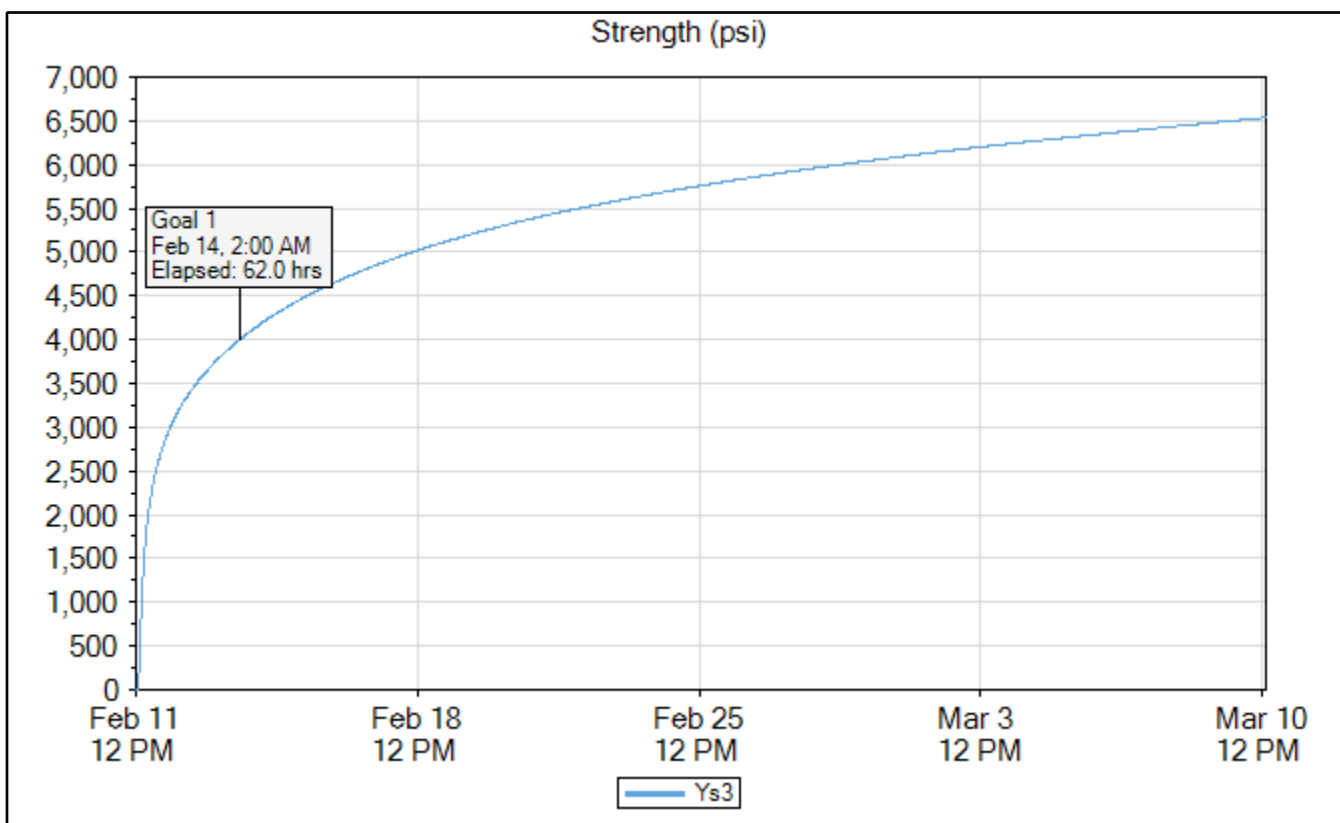


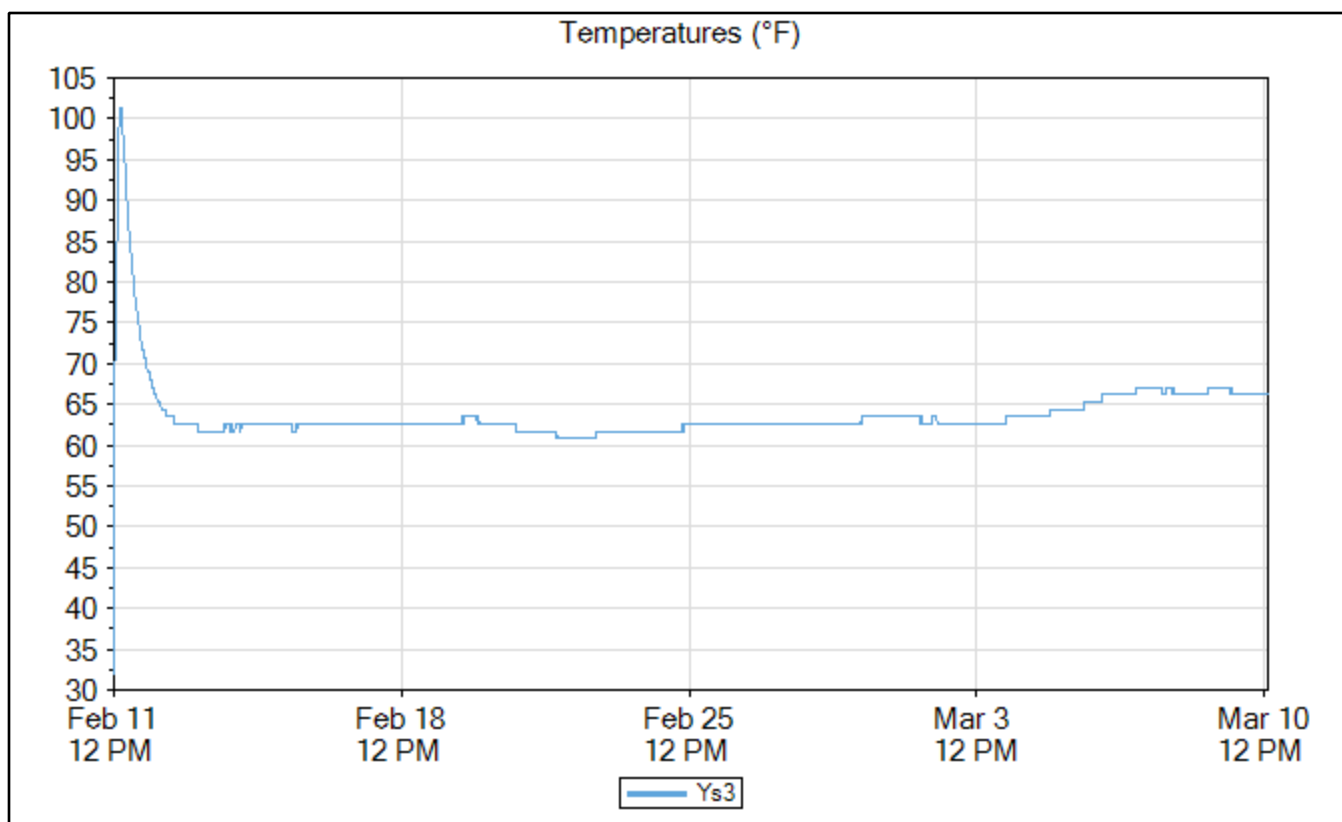
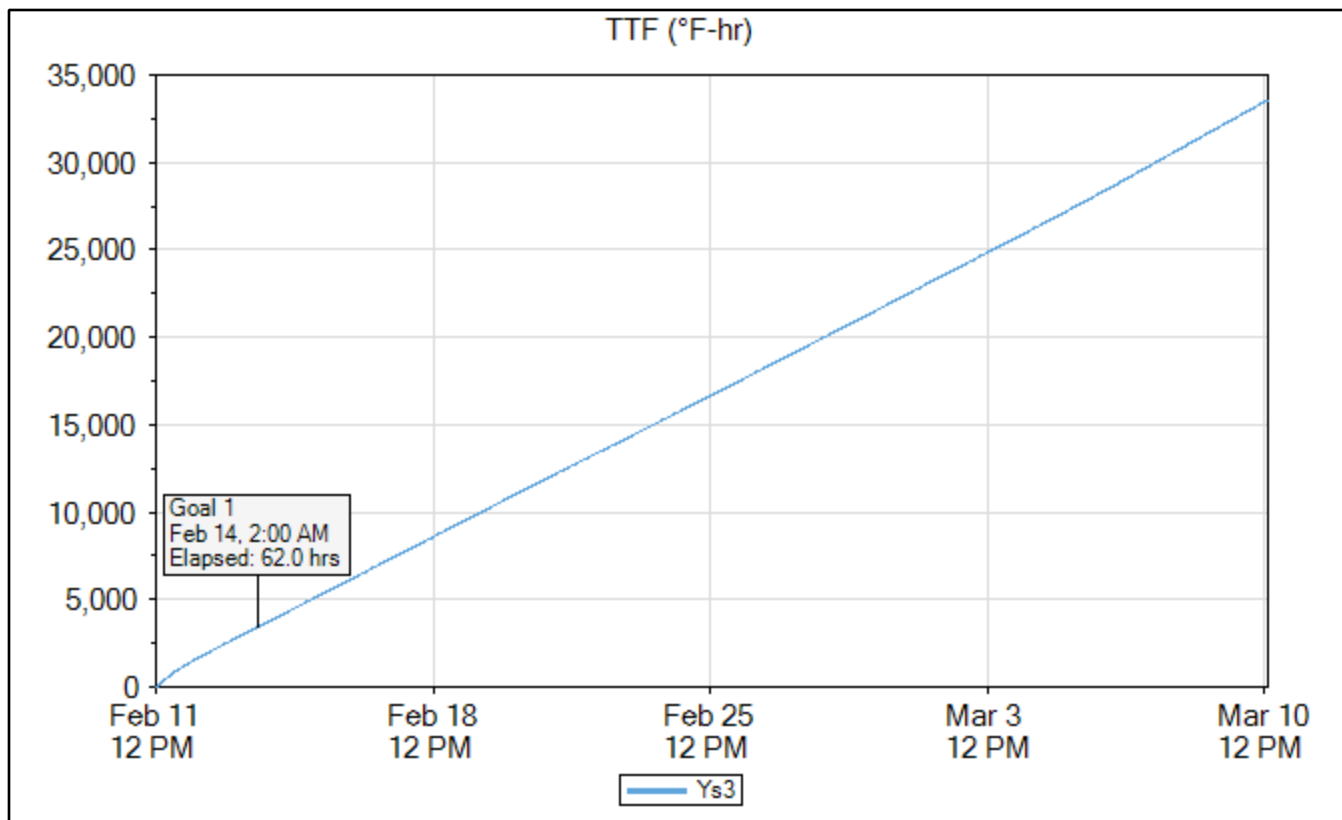
Ys3

	Time	Elapsed Time (days.hours:minutes)	Temperature (°F)	TTF (°F-hr)	Strength (psi)
Goal 1	Feb 14, 2020 02:00 AM	2.14:00	61.7	3,436	4,002
Min Temp	Feb 11, 2020 12:00 PM	00:00	32.0	0	0
Max Temp	Feb 11, 2020 03:30 PM	03:30	101.3	250	1,087
Download	Mar 10, 2020 01:30 PM	28.01:30	66.2	33,547	6,535

Name	Ys3
Serial Number	0000004DCA3D
Location	
Depth (in)	0.0
Placement Date	Feb 11, 2020 11:55 AM
Sample Interval (minutes)	15

Maturity Method	Nurse-Saul
Datum Temp (°F)	14





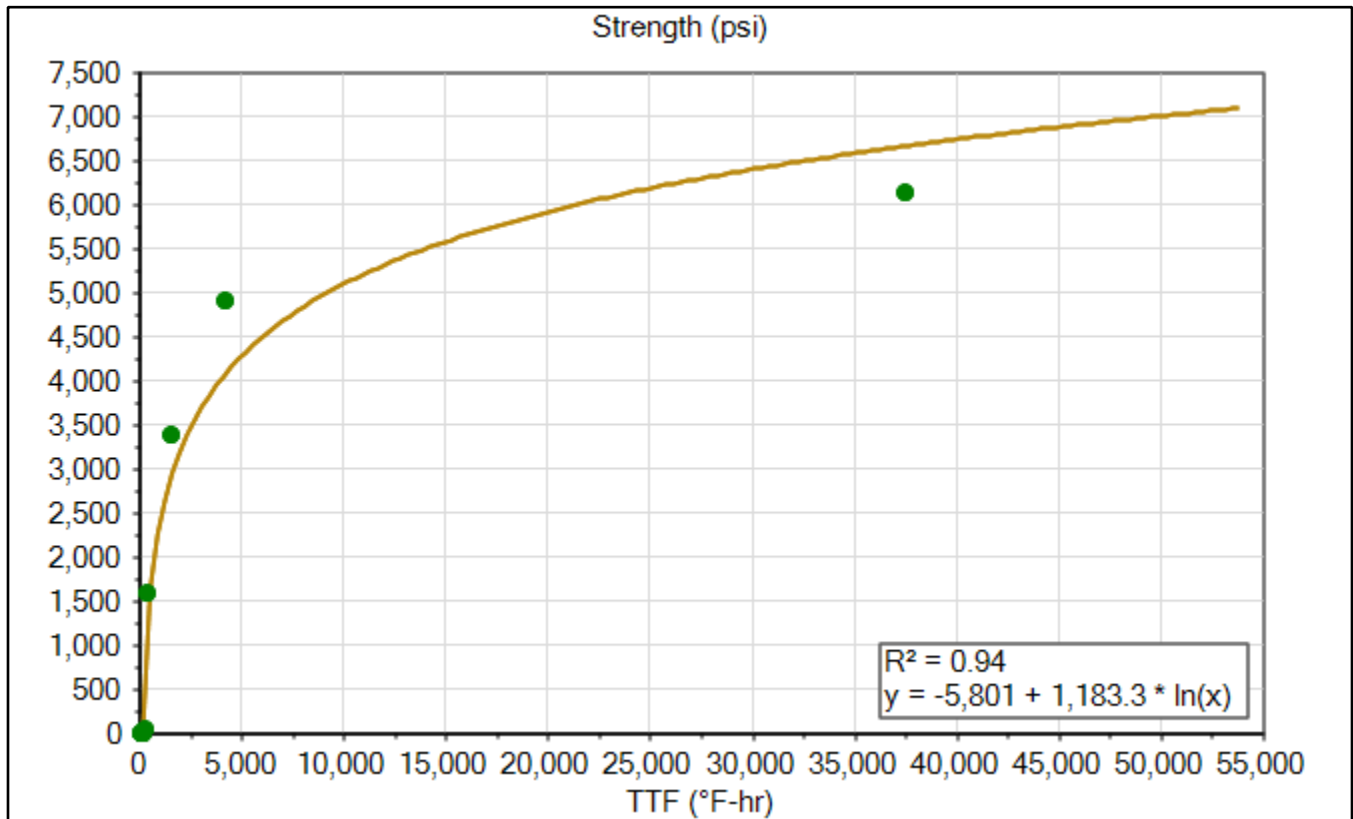
4x8 Insulated Cylinders Maturity Curve

Maturity Curve Report

Timestamp	Age (hours)	Strength (psi)	TTF (°F-hr)
Feb 11, 2020 01:25 PM	1.416667	0	79
Feb 11, 2020 01:55 PM	1.916667	0	110
Feb 11, 2020 02:25 PM	2.416667	0	145
Feb 11, 2020 02:55 PM	2.916667	0	187
Feb 11, 2020 03:25 PM	3.416667	0	229
Feb 11, 2020 03:55 PM	3.916667	50	270
Feb 11, 2020 06:06 PM	6.1	1,598	431
Feb 12, 2020 12:02 PM	24.05	3,390	1,589
Feb 14, 2020 12:01 PM	72.033333	4,915	4,220
Mar 10, 2020 11:58 PM	683.9667	6,145	37,504

Maturity Method	Nurse-Saul
Datum Temp (°F)	14

Curve-Fit Model	Ln
Intercept (psi)	-5,801
Slope	1,183.3
Equation	$y = -5,801 + 1,183.3 * \ln(x)$
R²	0.94



Signature _____

Print _____

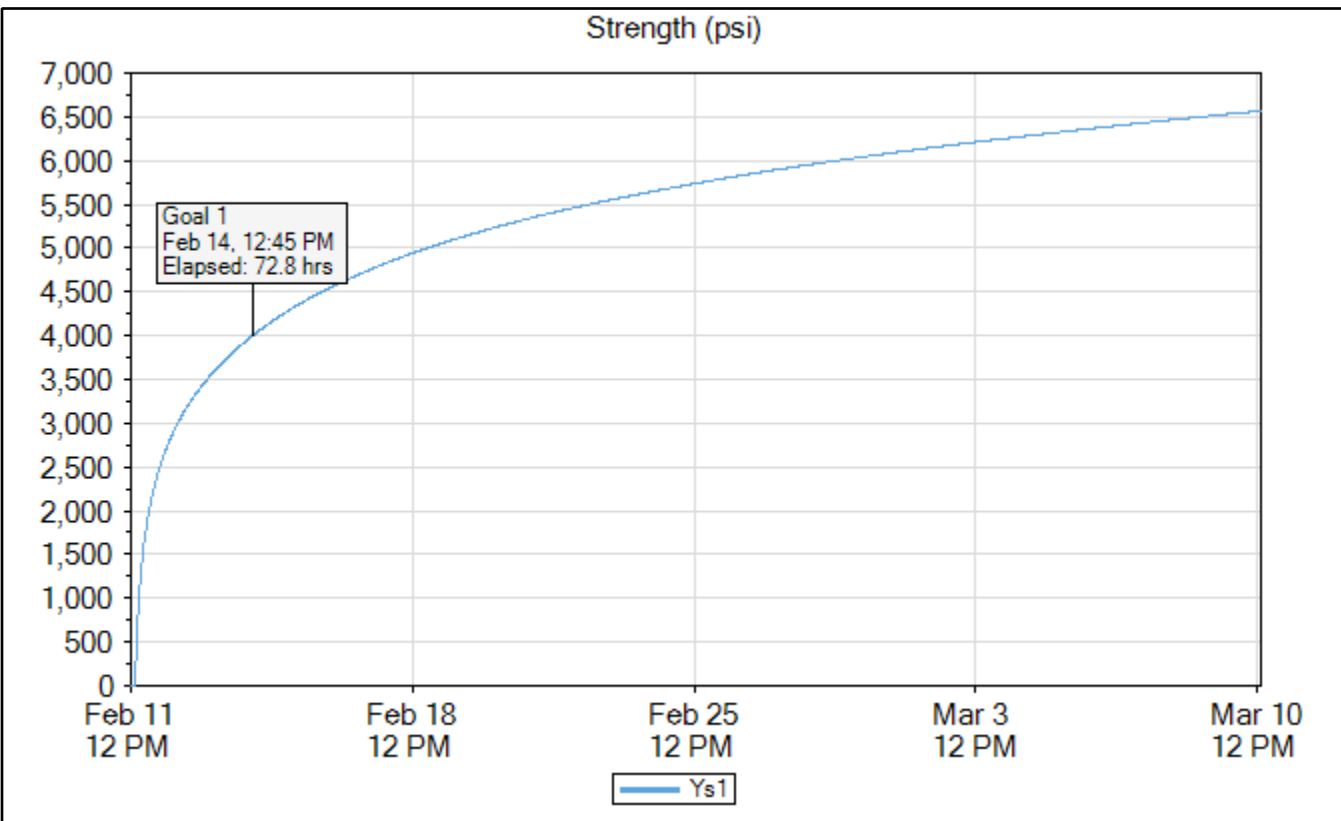
Ys1

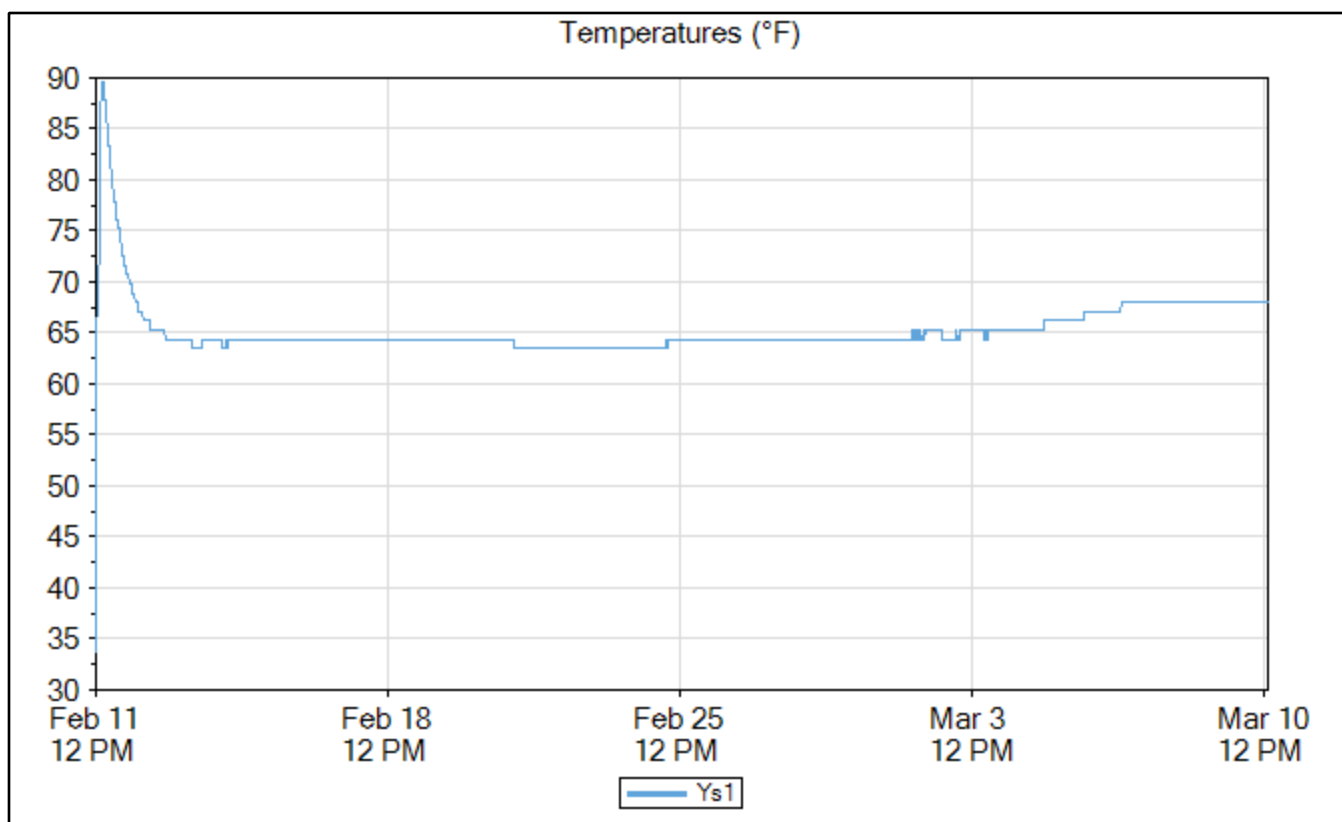
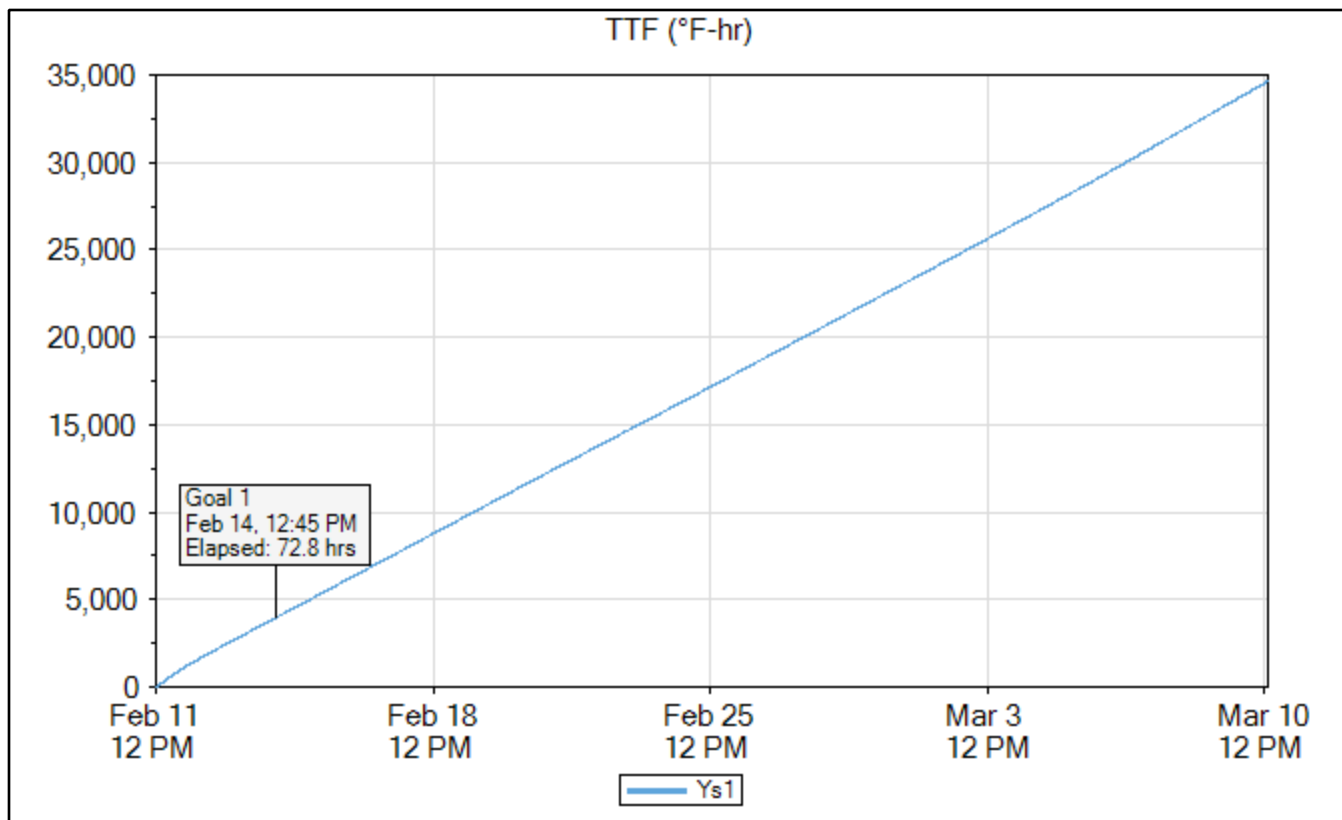
4x8 Insulated Cylinders Sensor Data

	Time	Elapsed Time (days.hours:minutes)	Temperature (°F)	TTF (°F-hr)	Strength (psi)
Goal 1	Feb 14, 2020 12:45 PM	3.00:45	63.5	3,966	4,003
Min Temp	Feb 11, 2020 12:00 PM	00:00	33.8	0	0
Max Temp	Feb 11, 2020 03:15 PM	03:15	89.6	201	475
Download	Mar 10, 2020 01:30 PM	28.01:30	68.0	34,619	6,567

Name	Ys1
Serial Number	0000004DC5C2
Location	
Depth (in)	0.0
Placement Date	Feb 11, 2020 11:55 AM
Sample Interval (minutes)	15

Maturity Method	Nurse-Saul
Datum Temp (°F)	14



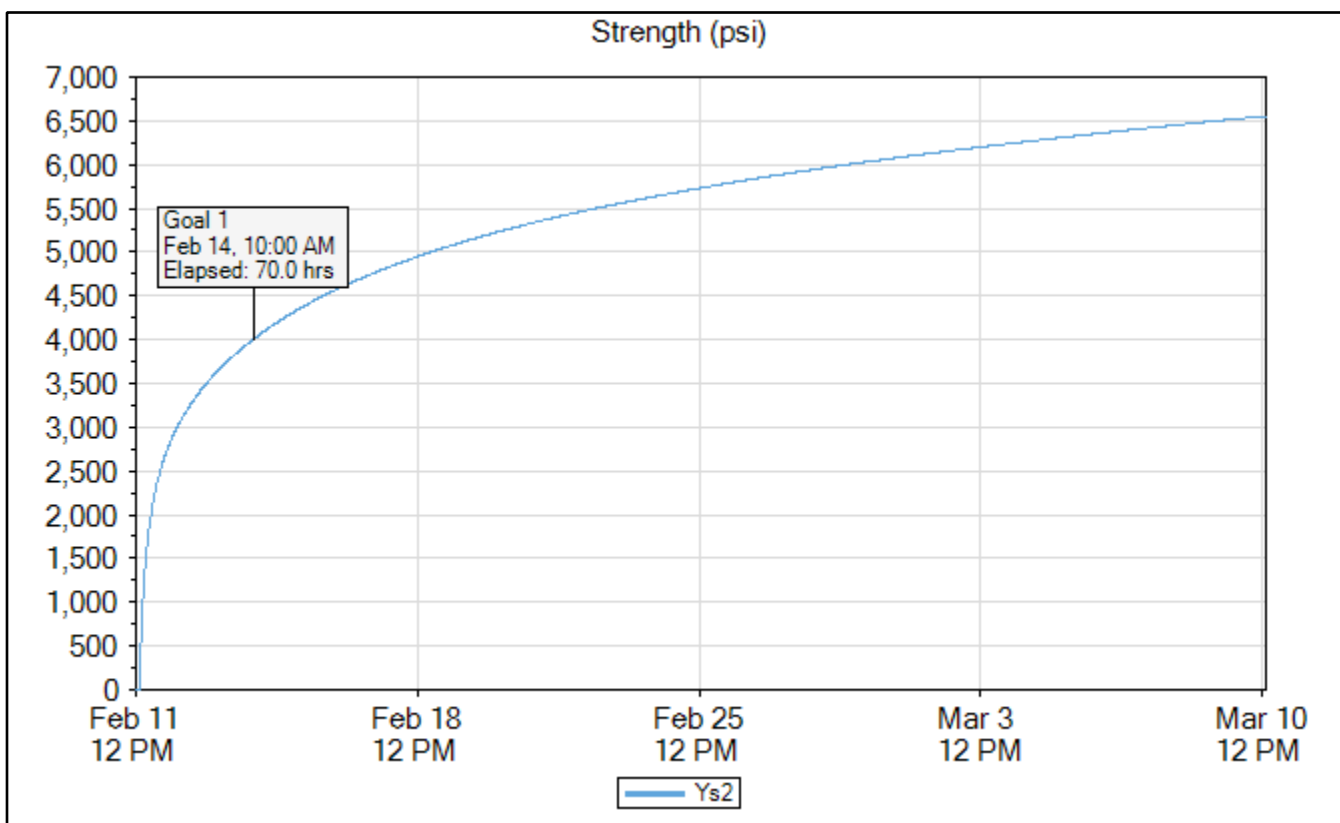


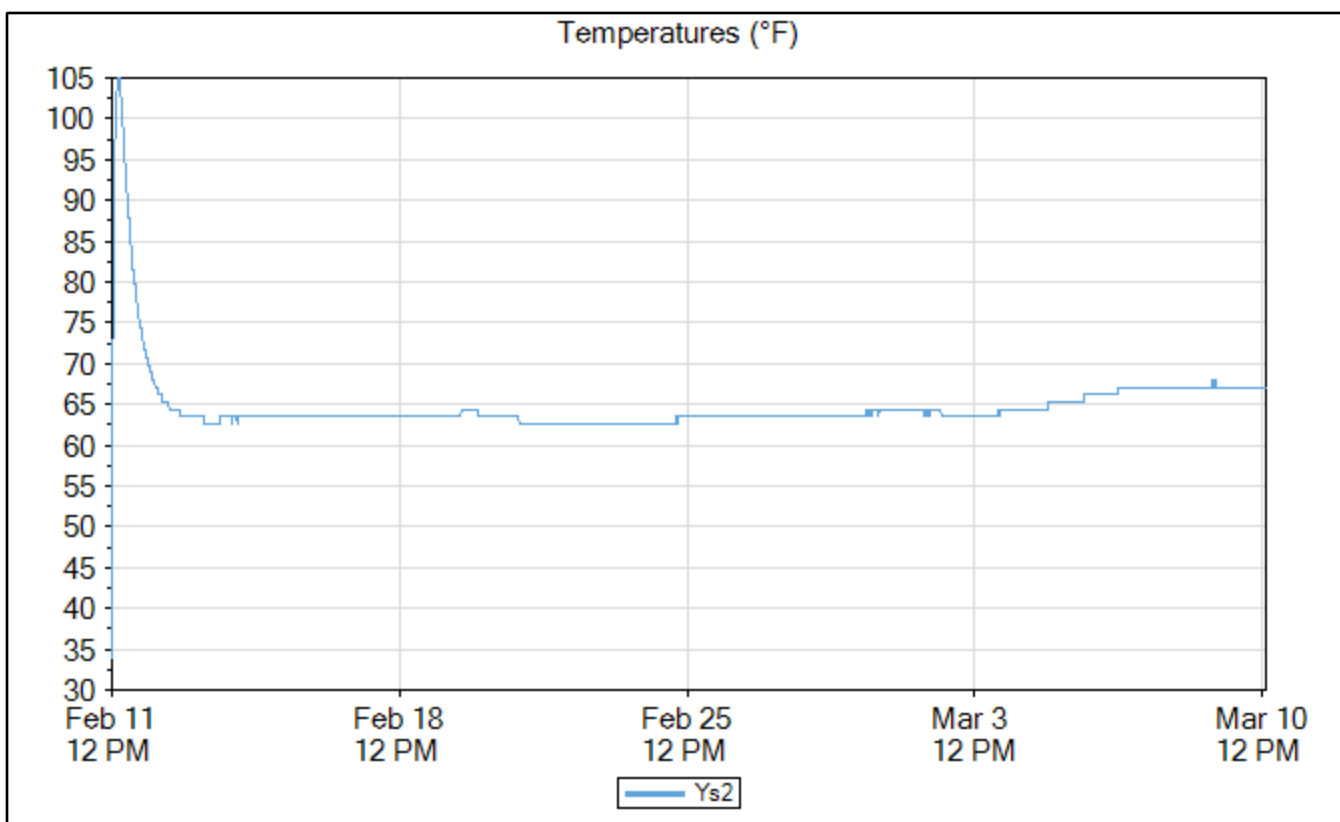
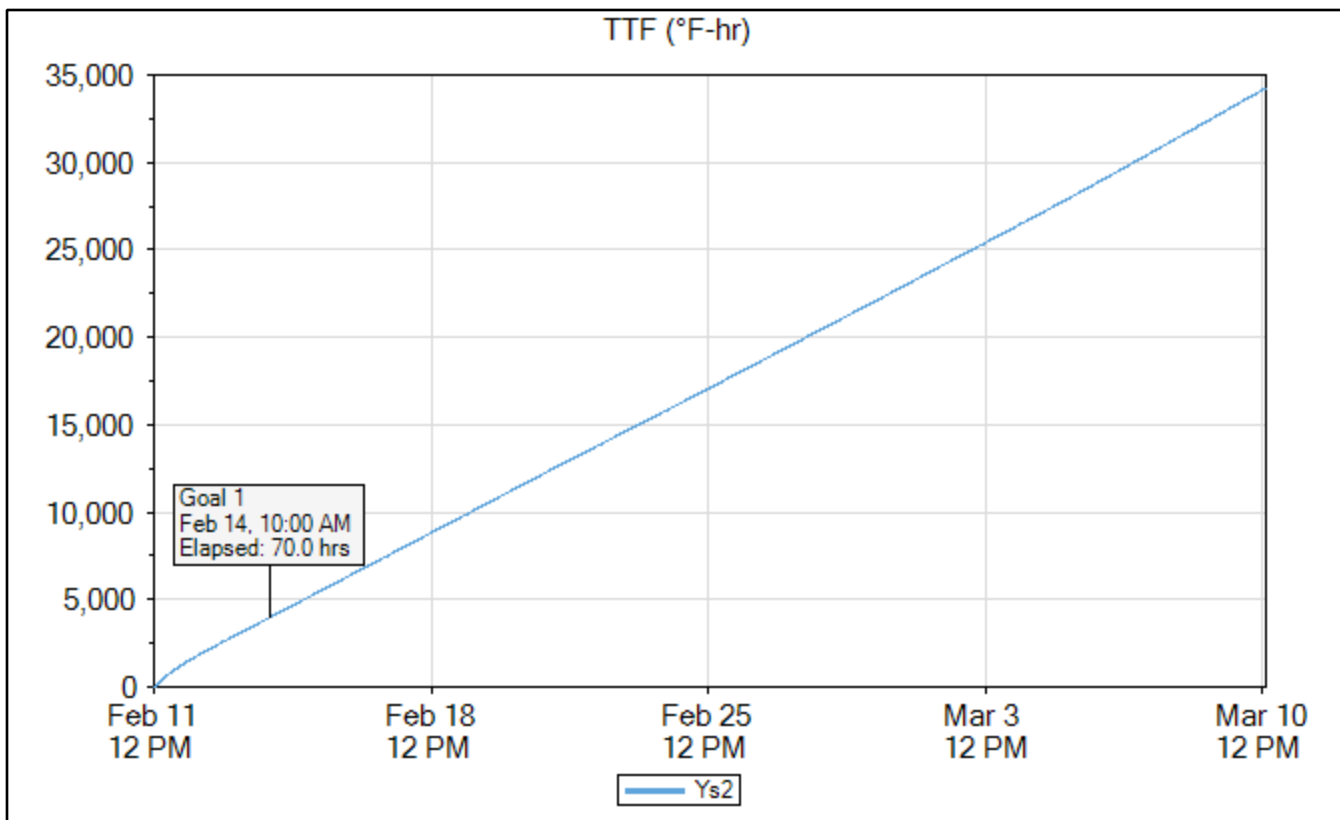
Ys2

	Time	Elapsed Time (days.hours:minutes)	Temperature (°F)	TTF (°F-hr)	Strength (psi)
Goal 1	Feb 14, 2020 10:00 AM	2.22:00	63.5	3,965	4,003
Min Temp	Feb 11, 2020 12:00 PM	00:00	33.8	0	0
Max Temp	Feb 11, 2020 03:15 PM	03:15	104.9	246	715
Download	Mar 10, 2020 01:30 PM	28.01:30	67.1	34,226	6,554

Name	Ys2
Serial Number	0000004DB658
Location	
Depth (in)	0.0
Placement Date	Feb 11, 2020 11:55 AM
Sample Interval (minutes)	15

Maturity Method	Nurse-Saul
Datum Temp (°F)	14



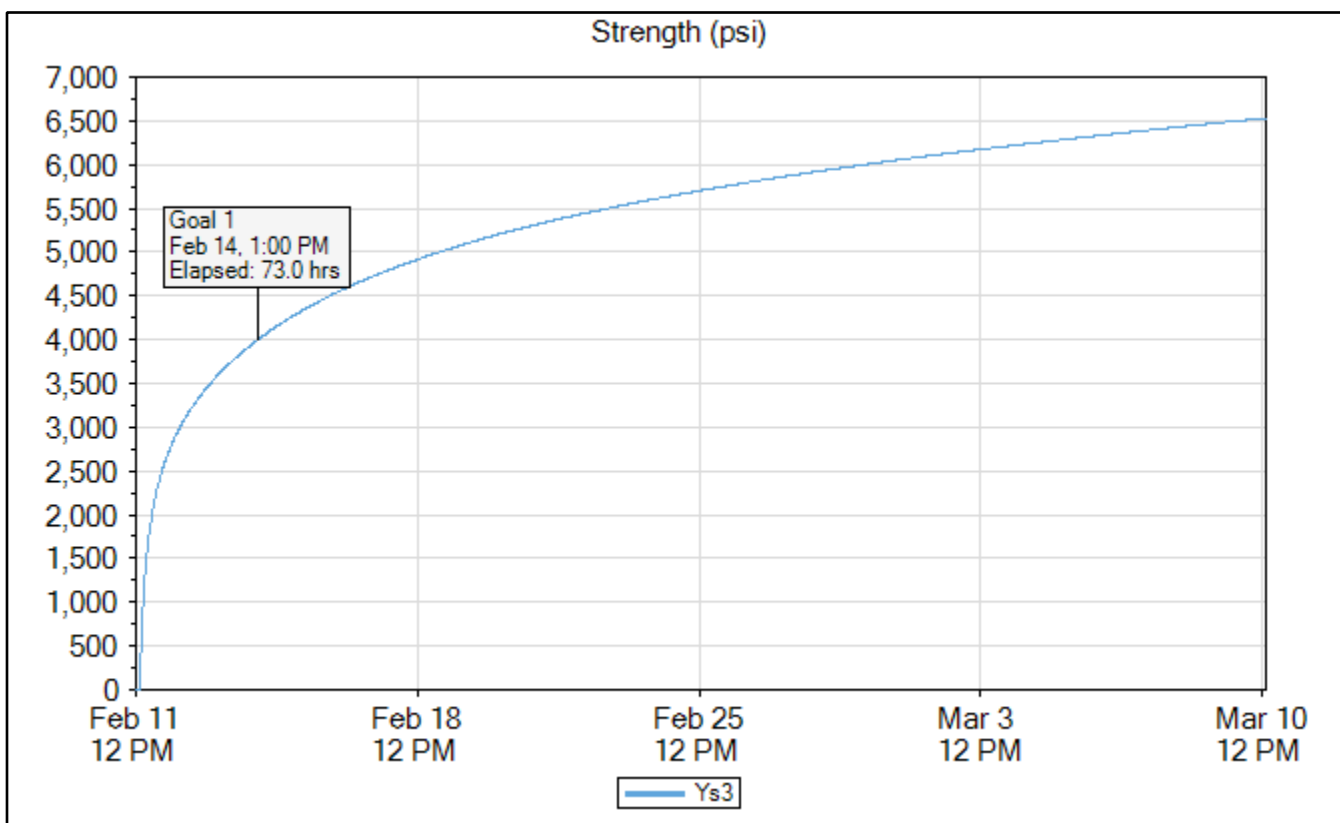


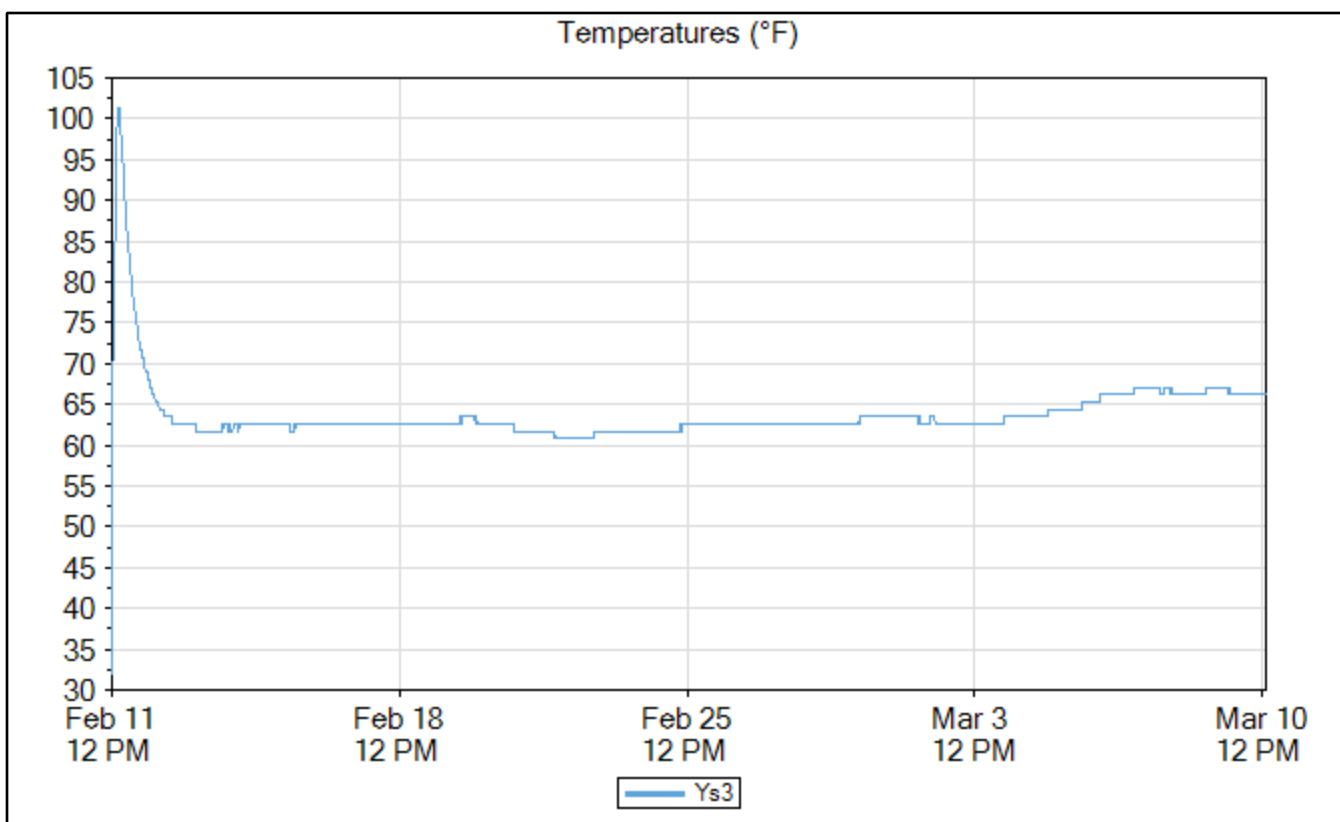
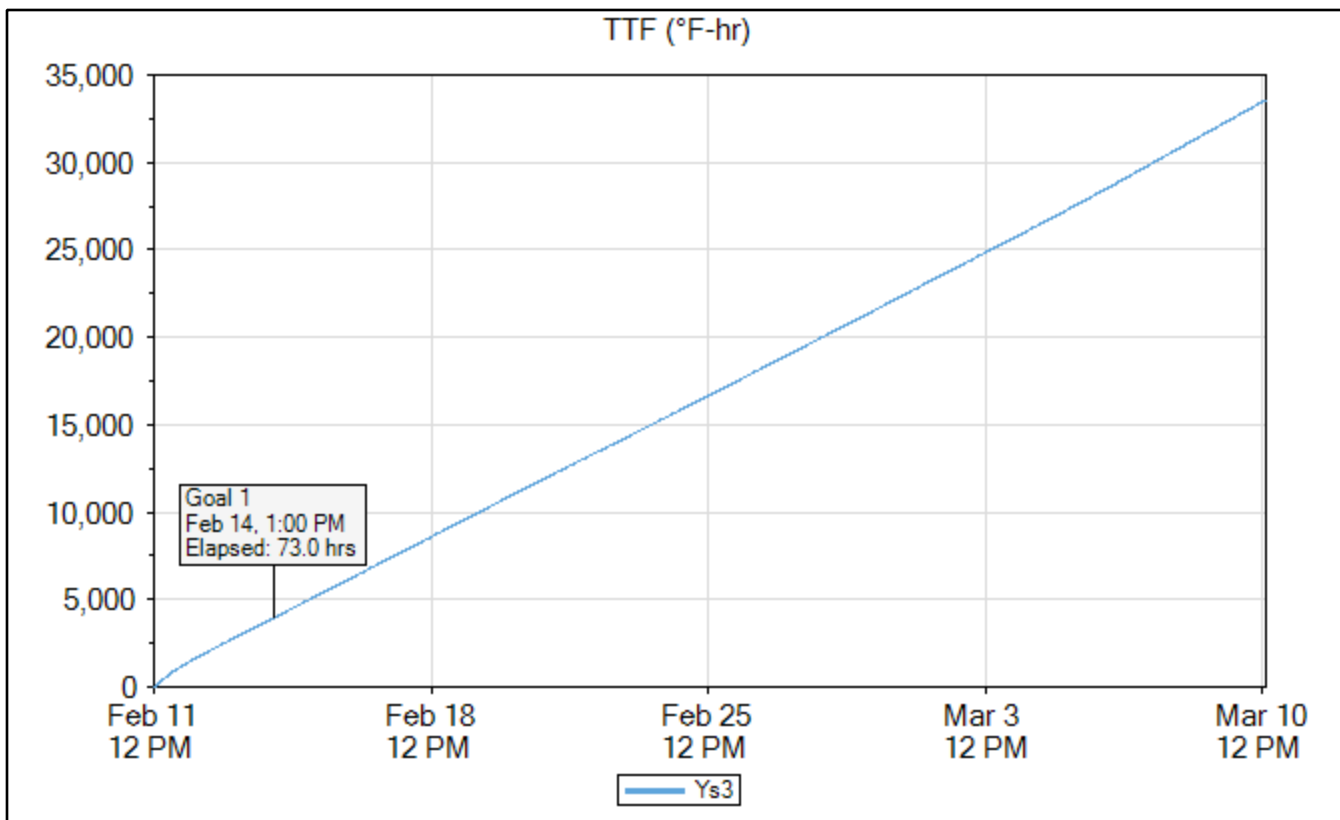
Ys3

	Time	Elapsed Time (days.hours:minutes)	Temperature (°F)	TTF (°F-hr)	Strength (psi)
Goal 1	Feb 14, 2020 01:00 PM	3.01:00	62.6	3,967	4,004
Min Temp	Feb 11, 2020 12:00 PM	00:00	32.0	0	0
Max Temp	Feb 11, 2020 03:30 PM	03:30	101.3	250	730
Download	Mar 10, 2020 01:30 PM	28.01:30	66.2	33,547	6,530

Name	Ys3
Serial Number	0000004DCA3D
Location	
Depth (in)	0.0
Placement Date	Feb 11, 2020 11:55 AM
Sample Interval (minutes)	15

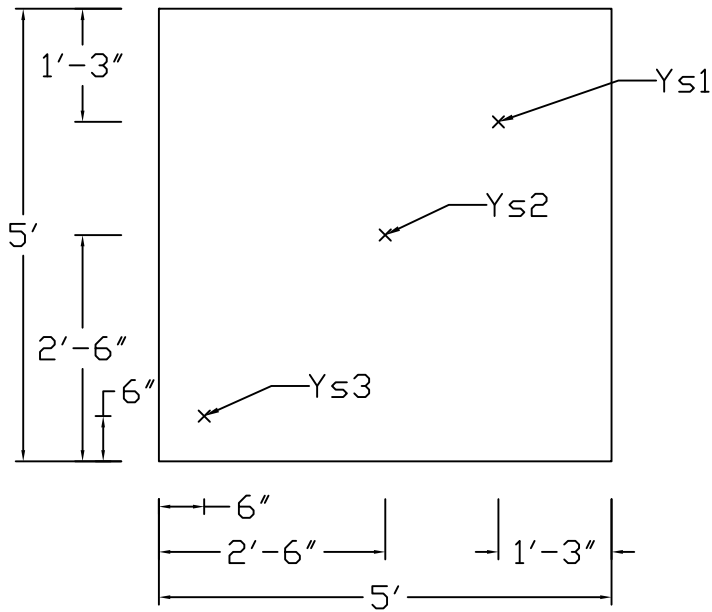
Maturity Method	Nurse-Saul
Datum Temp (°F)	14



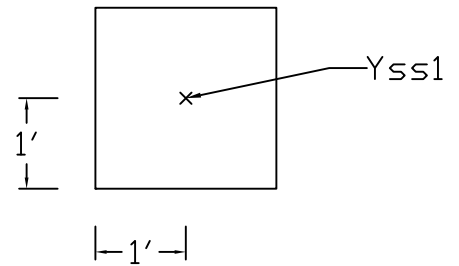


Mix A - Yellow 87 Degrees Group TMM Sensors Layout

Large 5'x5' Slab



Small 2'x2' Slab

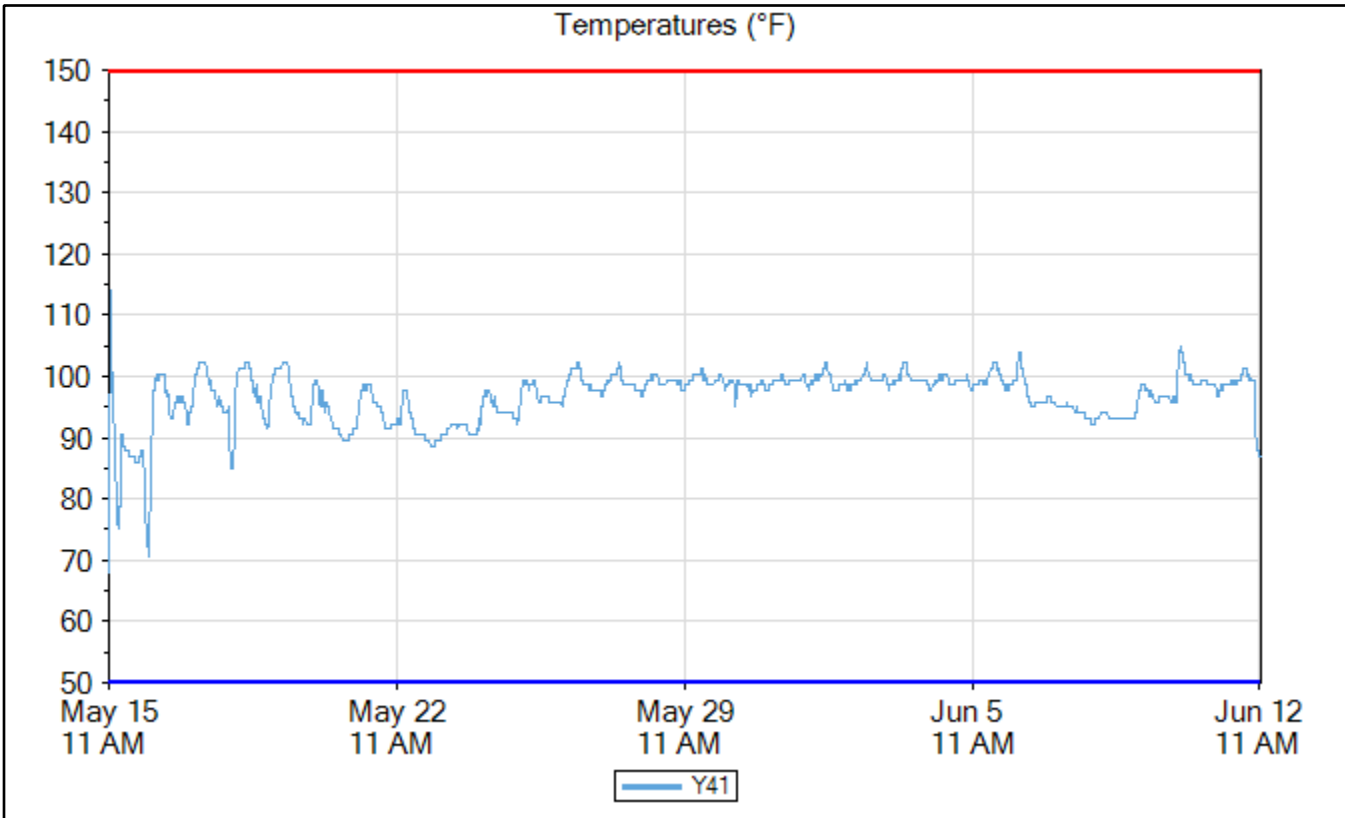


4"x8" Reference Cylinder Data

Y41

	Time	Elapsed Time (days.hours:minutes)	Temperature (°F)
Min Temp	May 15, 2020 11:30 AM	00:15	68.0
Max Temp	May 15, 2020 12:15 PM	01:00	113.9
Download	Jun 12, 2020 11:30 AM	28.00:15	86.9

Name	Y41
Serial Number	0000004DAEC0
Location	Y41
Depth (in)	0.0
Placement Date	May 15, 2020 11:15 AM
Sample Interval (minutes)	15

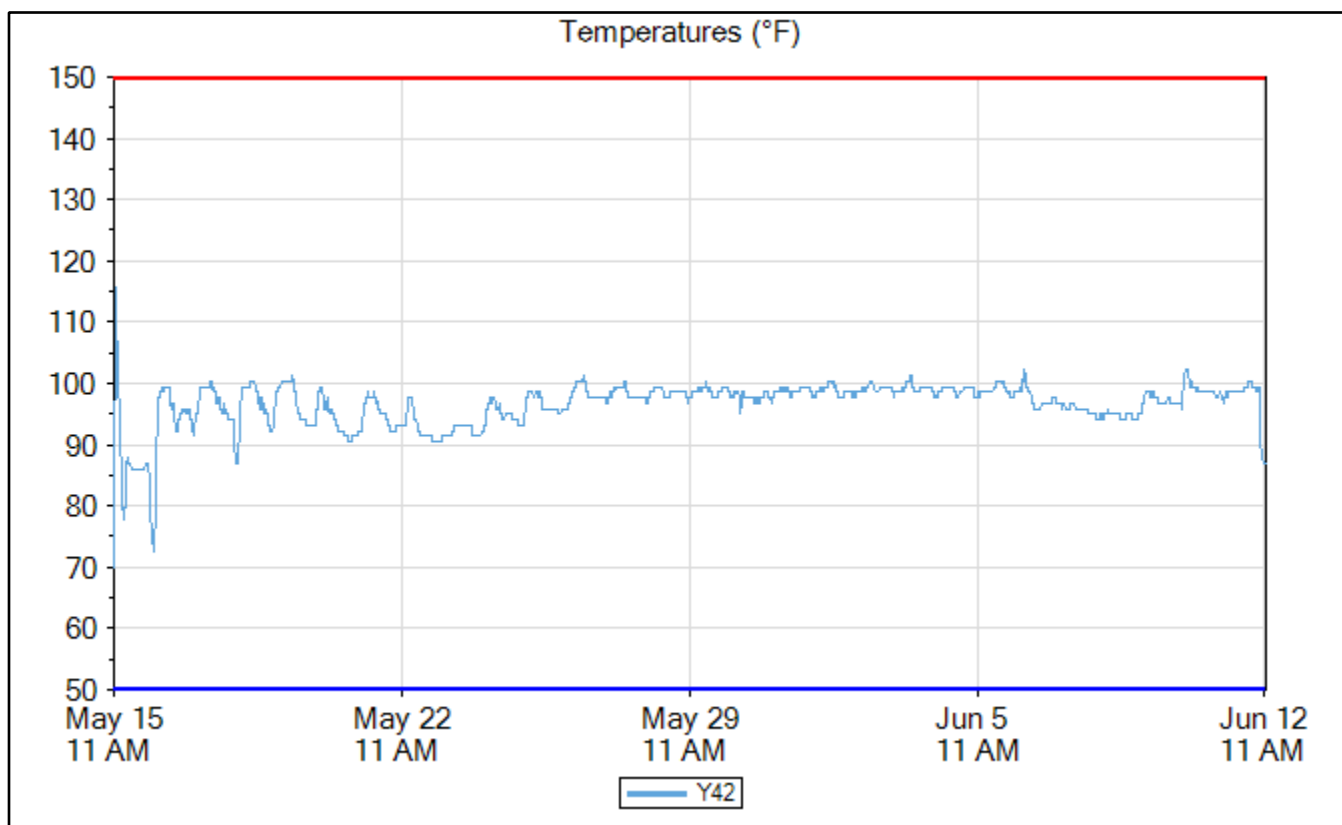


Y42

4"x8" Reference Cylinder Data

	Time	Elapsed Time (days.hours:minutes)	Temperature (°F)
Min Temp	May 15, 2020 11:15 AM	00:00	69.8
Max Temp	May 15, 2020 12:15 PM	01:00	115.7
Download	Jun 12, 2020 11:30 AM	28.00:15	86.9

Name	Y42
Serial Number	0000004DB7E6
Location	
Depth (in)	0.0
Placement Date	May 15, 2020 11:15 AM
Sample Interval (minutes)	15

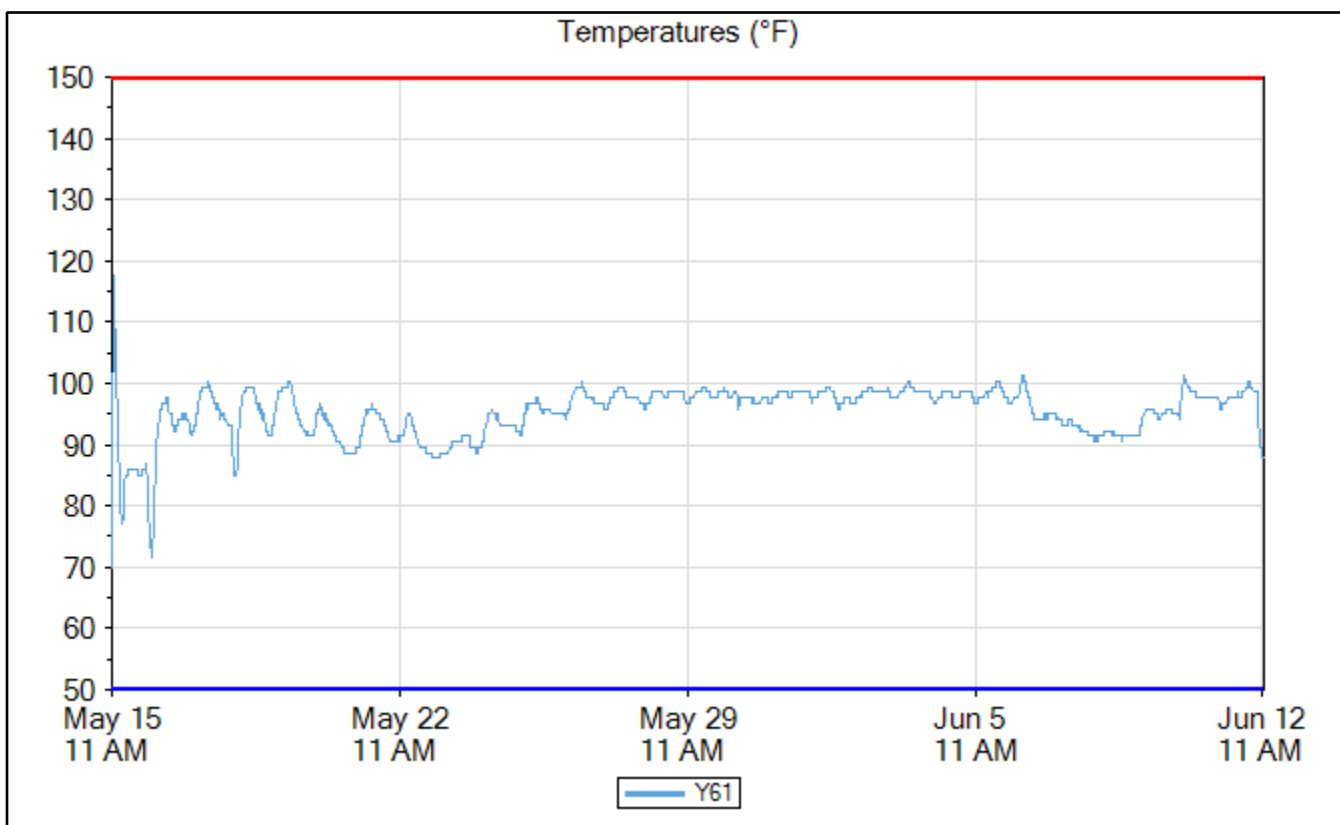


6"x12" Reference Cylinder Data

Y61

	Time	Elapsed Time (days.hours:minutes)	Temperature (°F)
Min Temp	May 15, 2020 11:15 AM	00:00	69.8
Max Temp	May 15, 2020 12:15 PM	01:00	117.5
Download	Jun 12, 2020 11:30 AM	28.00:15	87.8

Name	Y61
Serial Number	0000004DD61F
Location	
Depth (in)	0.0
Placement Date	May 15, 2020 11:15 AM
Sample Interval (minutes)	15

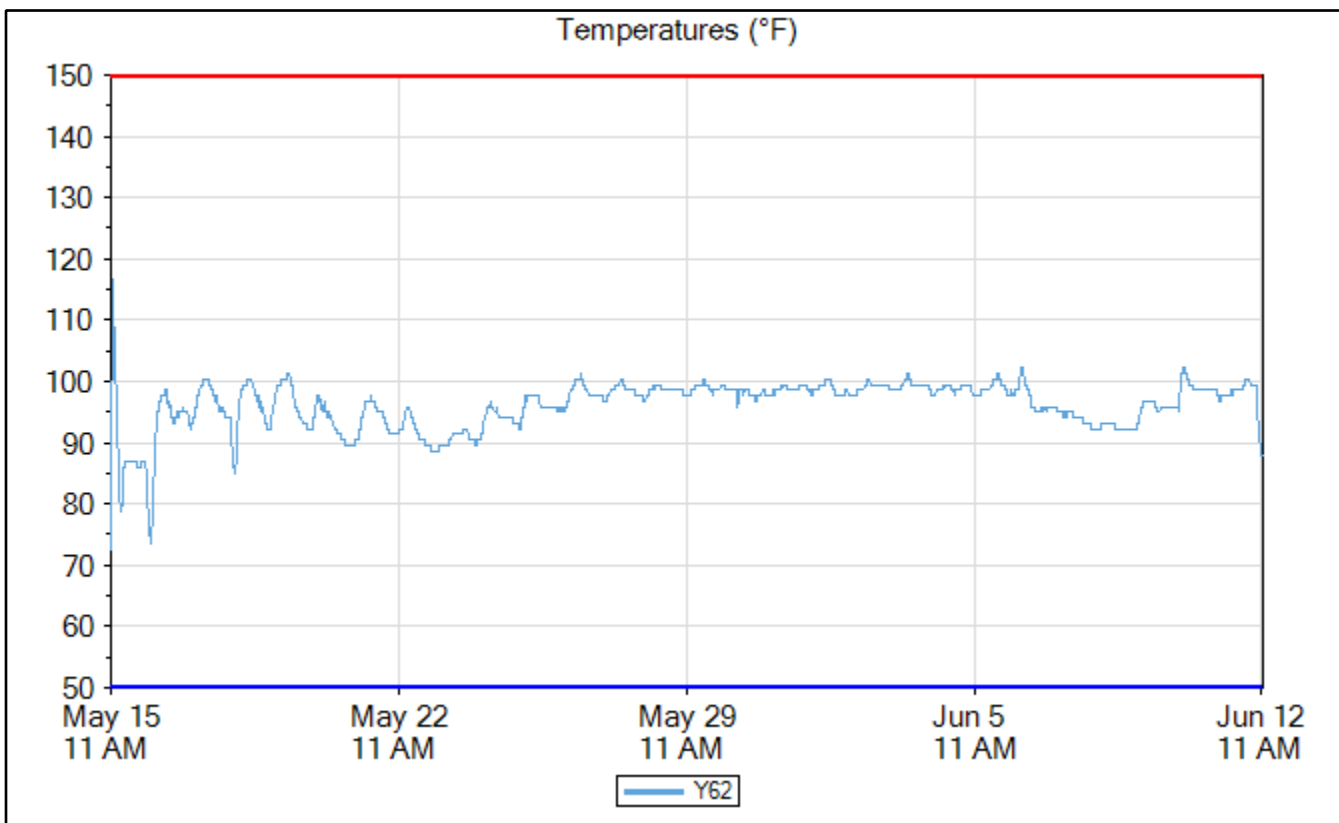


Y62

6"x12" Reference Cylinder Data

	Time	Elapsed Time (days.hours:minutes)	Temperature (°F)
Min Temp	May 15, 2020 11:15 AM	00:00	72.5
Max Temp	May 15, 2020 12:15 PM	01:00	116.6
Download	Jun 12, 2020 11:30 AM	28.00:15	87.8

Name	Y62
Serial Number	0000004DB05B
Location	
Depth (in)	0.0
Placement Date	May 15, 2020 11:15 AM
Sample Interval (minutes)	15

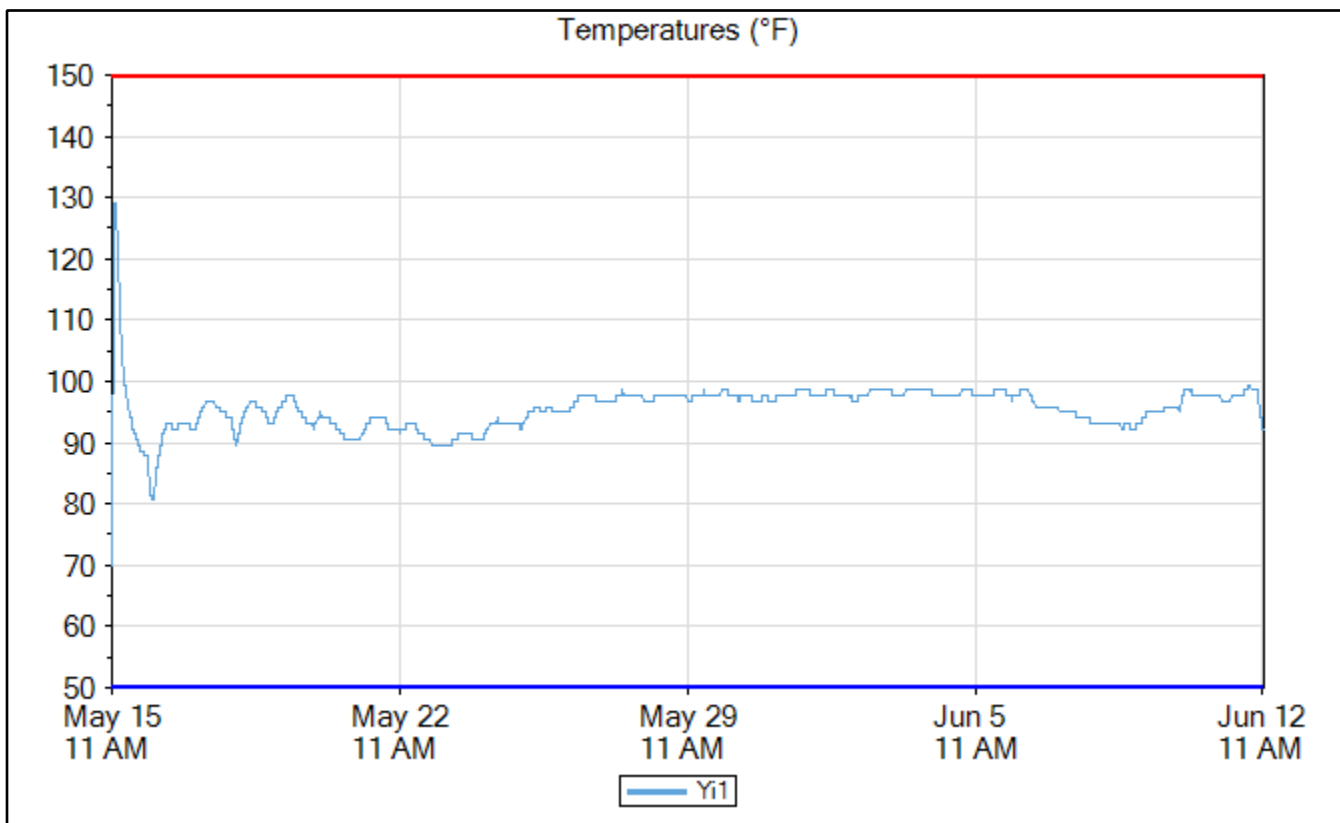


Insulated 4"x8" Reference Cylinder Data

Yi1

	Time	Elapsed Time (days.hours:minutes)	Temperature (°F)
Min Temp	May 15, 2020 11:15 AM	00:00	69.8
Max Temp	May 15, 2020 01:00 PM	01:45	129.2
Download	Jun 12, 2020 11:30 AM	28.00:15	92.3

Name	Yi1
Serial Number	0000004DC336
Location	
Depth (in)	0.0
Placement Date	May 15, 2020 11:15 AM
Sample Interval (minutes)	15

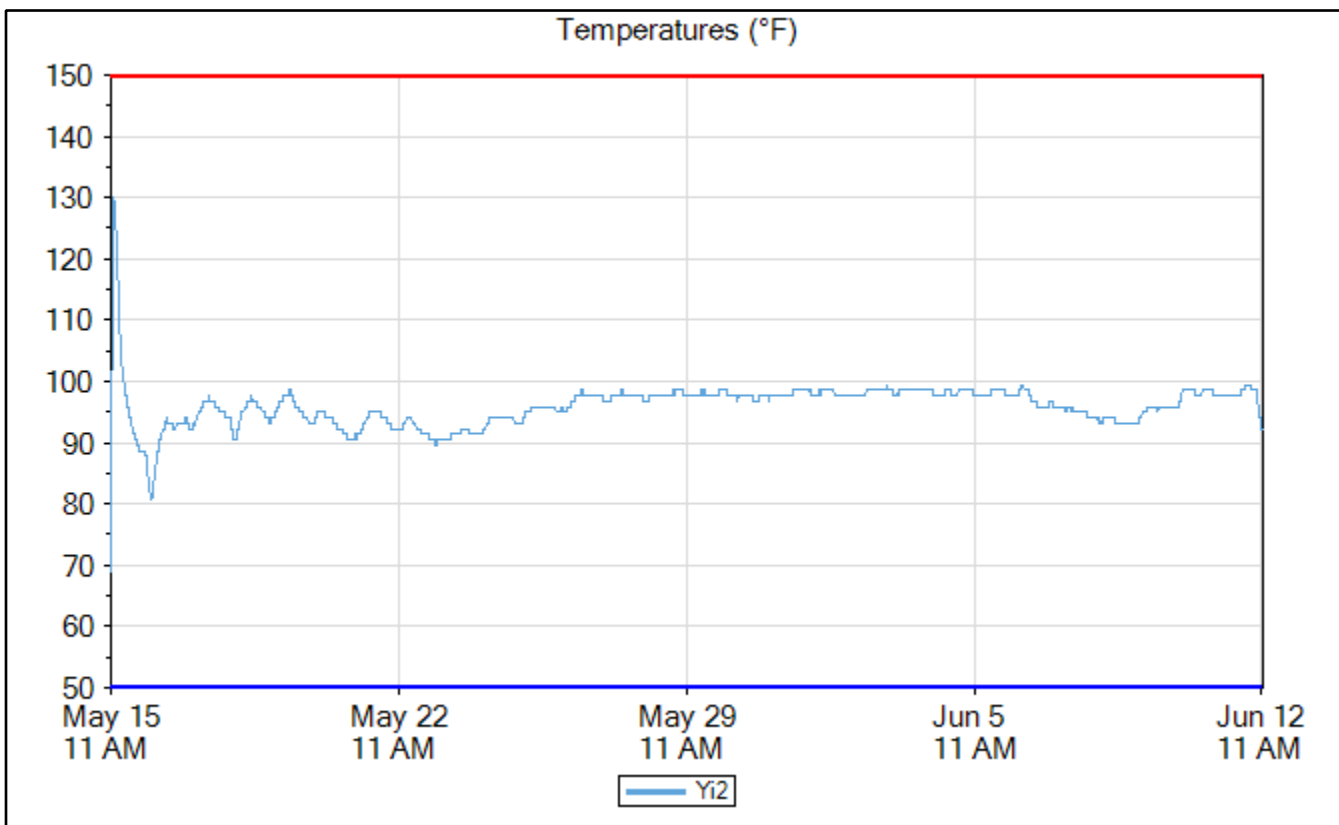


Insulated 4"x8" Reference Cylinder Data

Yi2

	Time	Elapsed Time (days.hours:minutes)	Temperature (°F)
Min Temp	May 15, 2020 11:15 AM	00:00	68.9
Max Temp	May 15, 2020 12:45 PM	01:30	130.1
Download	Jun 12, 2020 11:30 AM	28.00:15	92.3

Name	Yi2
Serial Number	0000004DAEAD
Location	
Depth (in)	0.0
Placement Date	May 15, 2020 11:15 AM
Sample Interval (minutes)	15



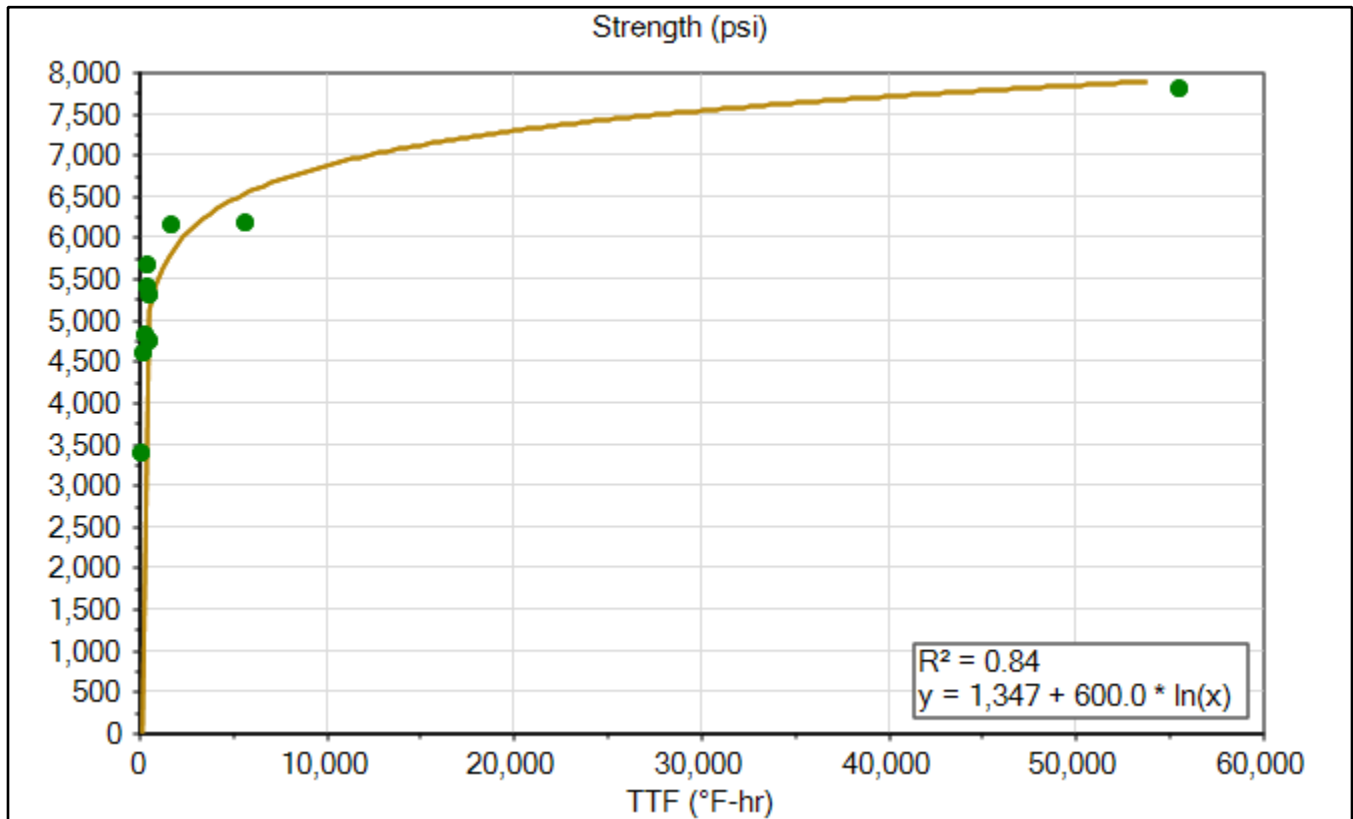
4x8 Cylinders Maturity Curve

Maturity Curve Report

Timestamp	Age (hours)	Strength (psi)	TTF (°F-hr)
May 15, 2020 12:58 PM	1.716667	3,397	153
May 15, 2020 01:51 PM	2.6	4,596	217
May 15, 2020 02:48 PM	3.55	4,822	296
May 15, 2020 04:02 PM	4.783333	5,405	385
May 15, 2020 04:55 PM	5.666667	5,677	448
May 15, 2020 05:46 PM	6.516667	4,745	497
May 15, 2020 06:23 PM	7.133333	5,307	549
May 16, 2020 11:04 AM	23.81667	6,158	1,713
May 18, 2020 11:21 AM	72.1	6,179	5,679
Jun 12, 2020 11:02 AM	671.7833	7,801	55,540

Maturity Method	Nurse-Saul
Datum Temp (°F)	14

Curve-Fit Model	Ln
Intercept (psi)	1,347
Slope	600.0
Equation	$y = 1,347 + 600.0 * \ln(x)$
R²	0.84



Signature _____

Print _____

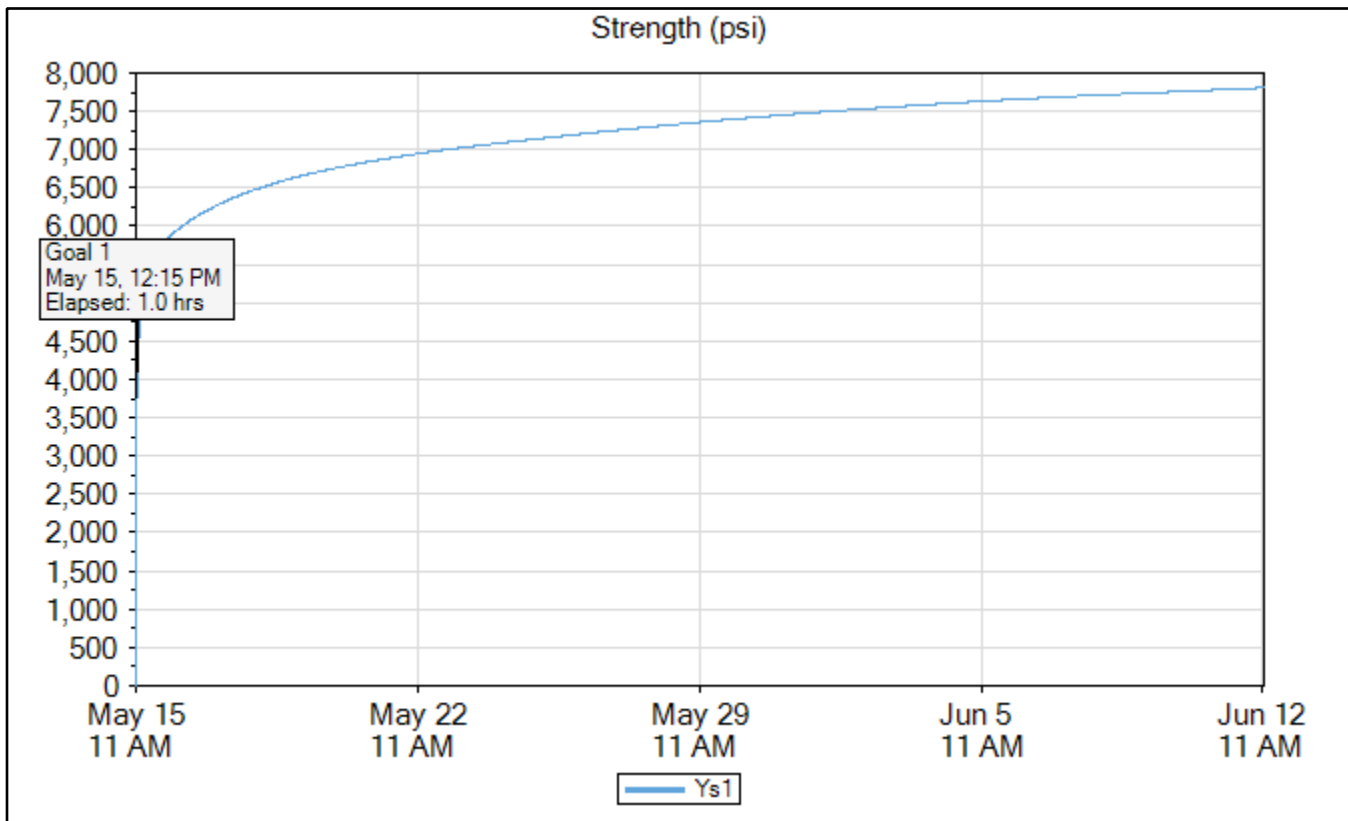
Ys1

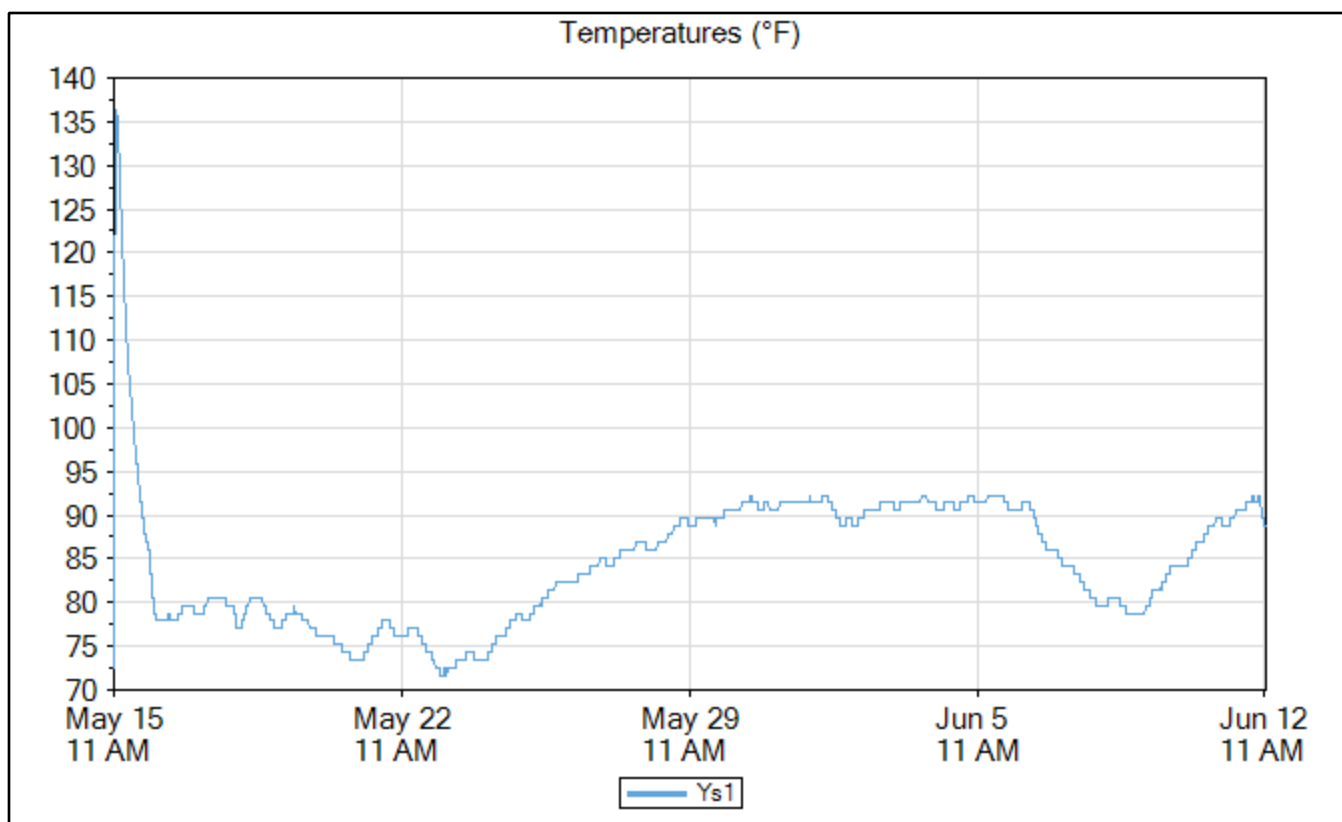
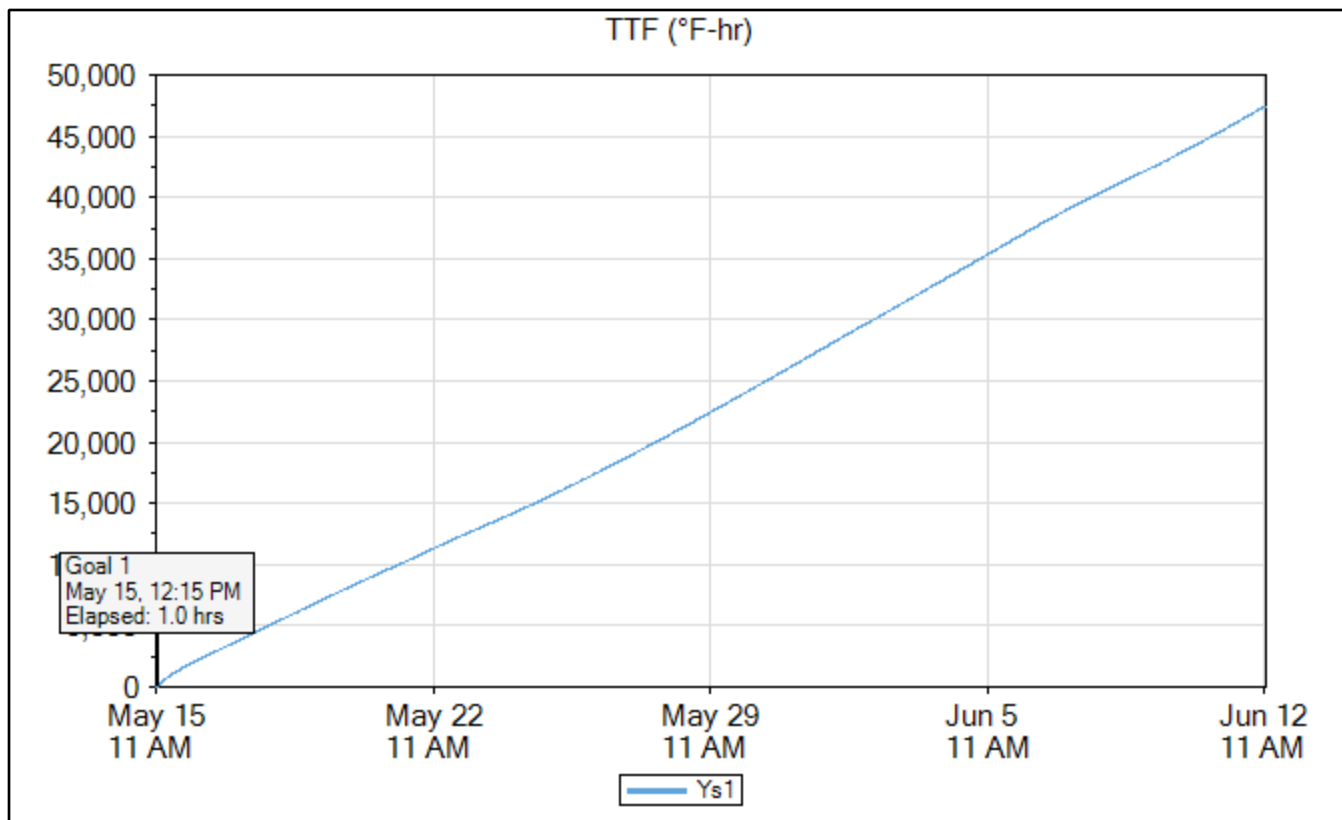
4x8 Cylinders Sensor Data

	Time	Elapsed Time (days.hours:minutes)	Temperature (°F)	TTF (°F-hr)	Strength (psi)
Goal 1	May 15, 2020 12:15 PM	01:00	132.8	101	4,114
Min Temp	May 23, 2020 10:00 AM	7.22:45	71.6	12,682	7,016
Max Temp	May 15, 2020 12:45 PM	01:30	136.4	162	4,398
Download	Jun 12, 2020 11:30 AM	28.00:15	88.7	47,448	7,808

Name	Ys1
Serial Number	0000004DB09A
Location	
Depth (in)	0.0
Placement Date	May 15, 2020 11:15 AM
Sample Interval (minutes)	15

Maturity Method	Nurse-Saul
Datum Temp (°F)	14



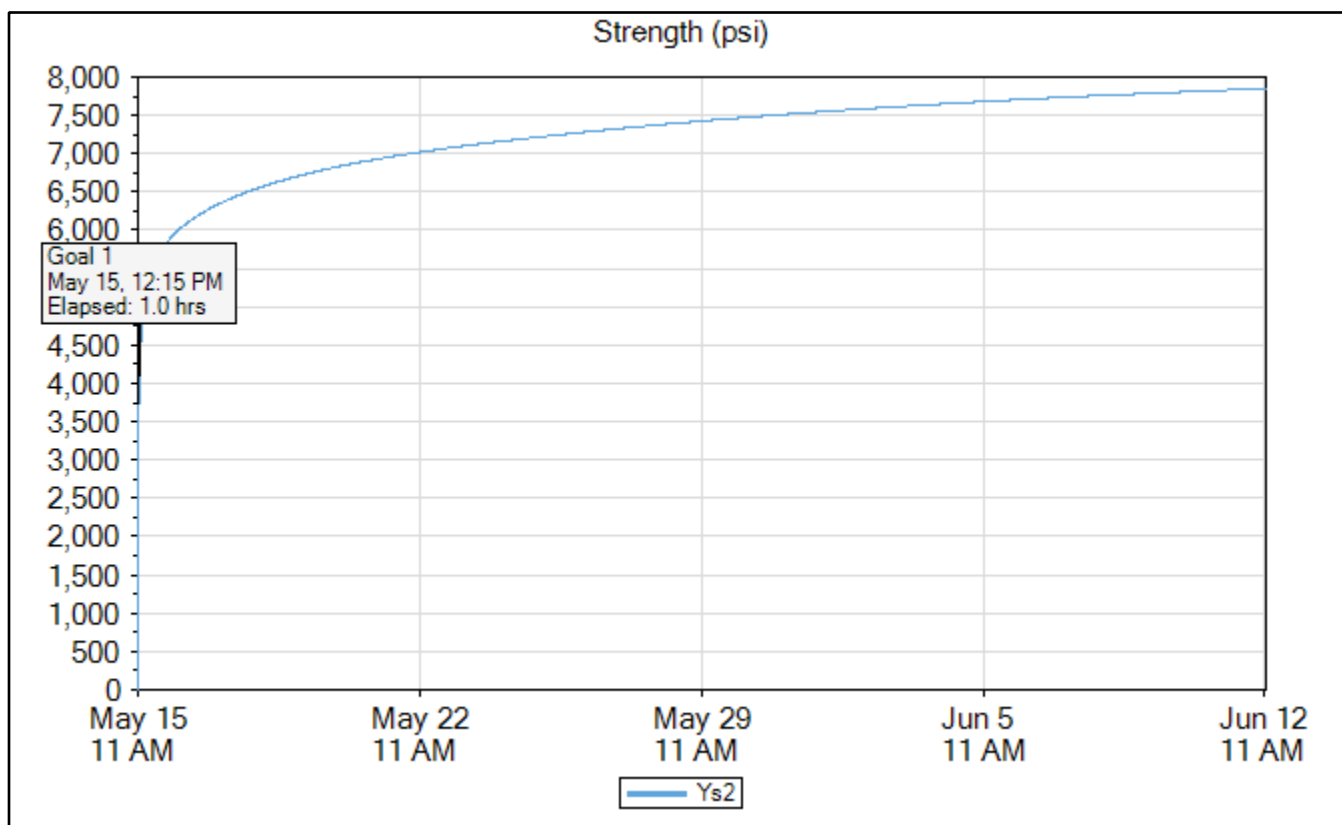


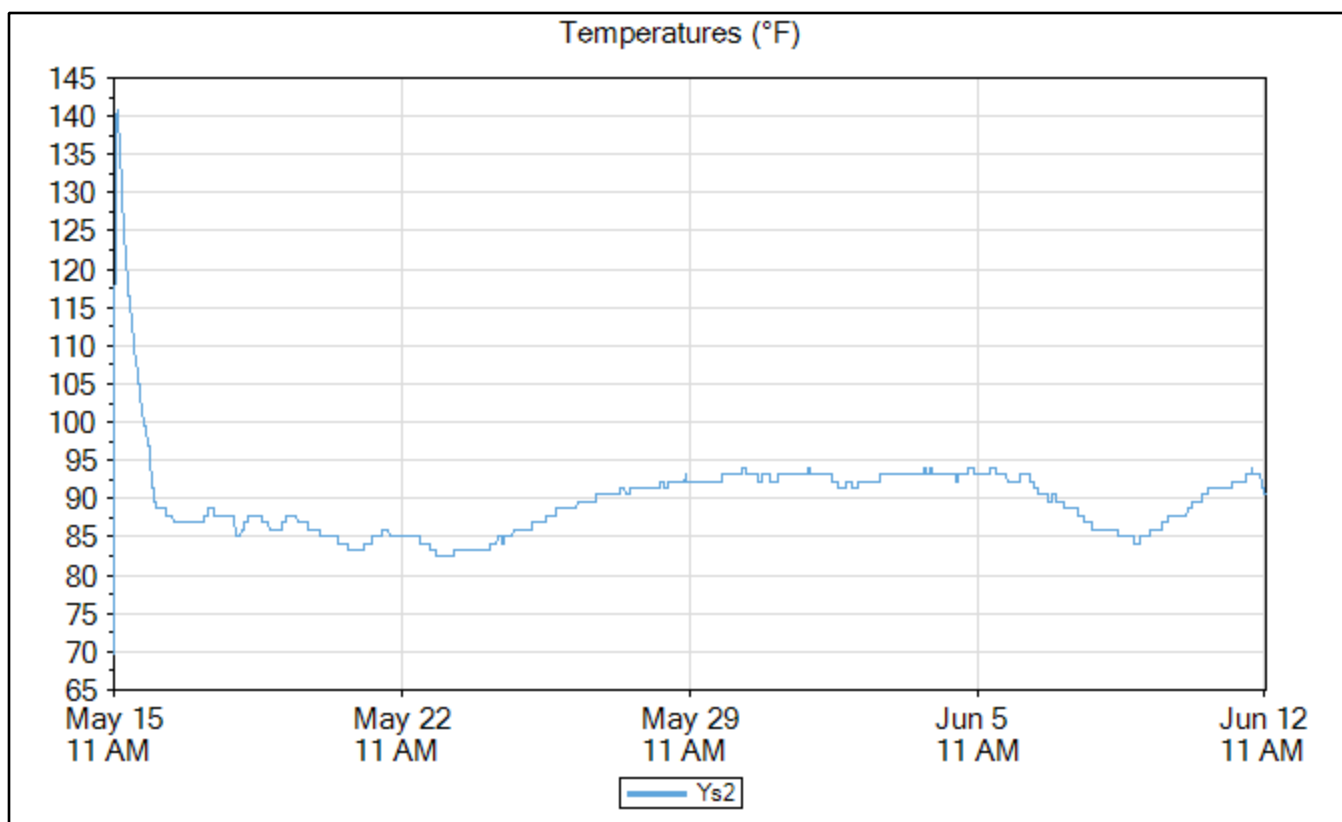
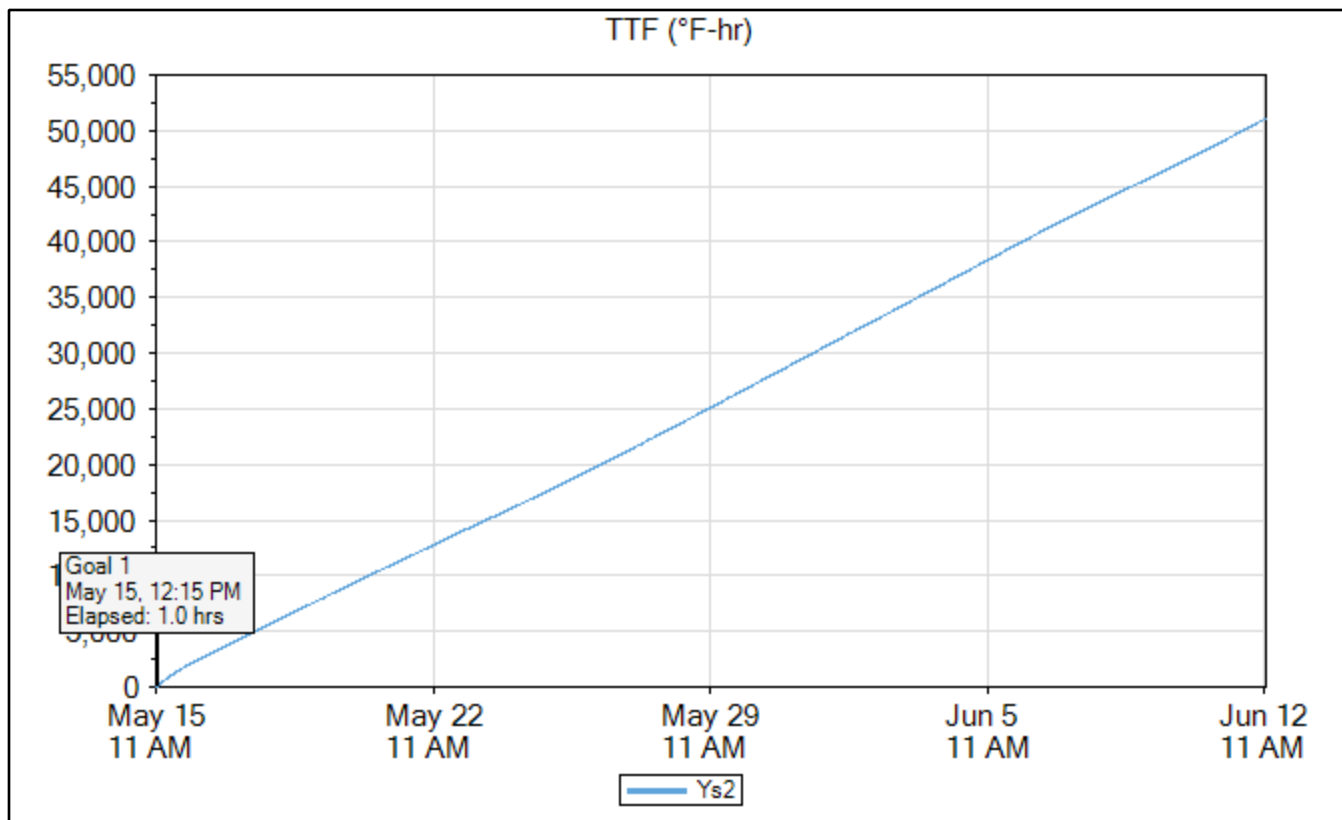
Ys2

	Time	Elapsed Time (days.hours:minutes)	Temperature (°F)	TTF (°F-hr)	Strength (psi)
Goal 1	May 15, 2020 12:15 PM	01:00	133.7	98	4,100
Min Temp	May 15, 2020 11:15 AM	00:00	69.8	0	0
Max Temp	May 15, 2020 01:15 PM	02:00	140.9	224	4,594
Download	Jun 12, 2020 11:30 AM	28.00:15	90.5	51,058	7,852

Name	Ys2
Serial Number	0000004DE180
Location	
Depth (in)	0.0
Placement Date	May 15, 2020 11:15 AM
Sample Interval (minutes)	15

Maturity Method	Nurse-Saul
Datum Temp (°F)	14



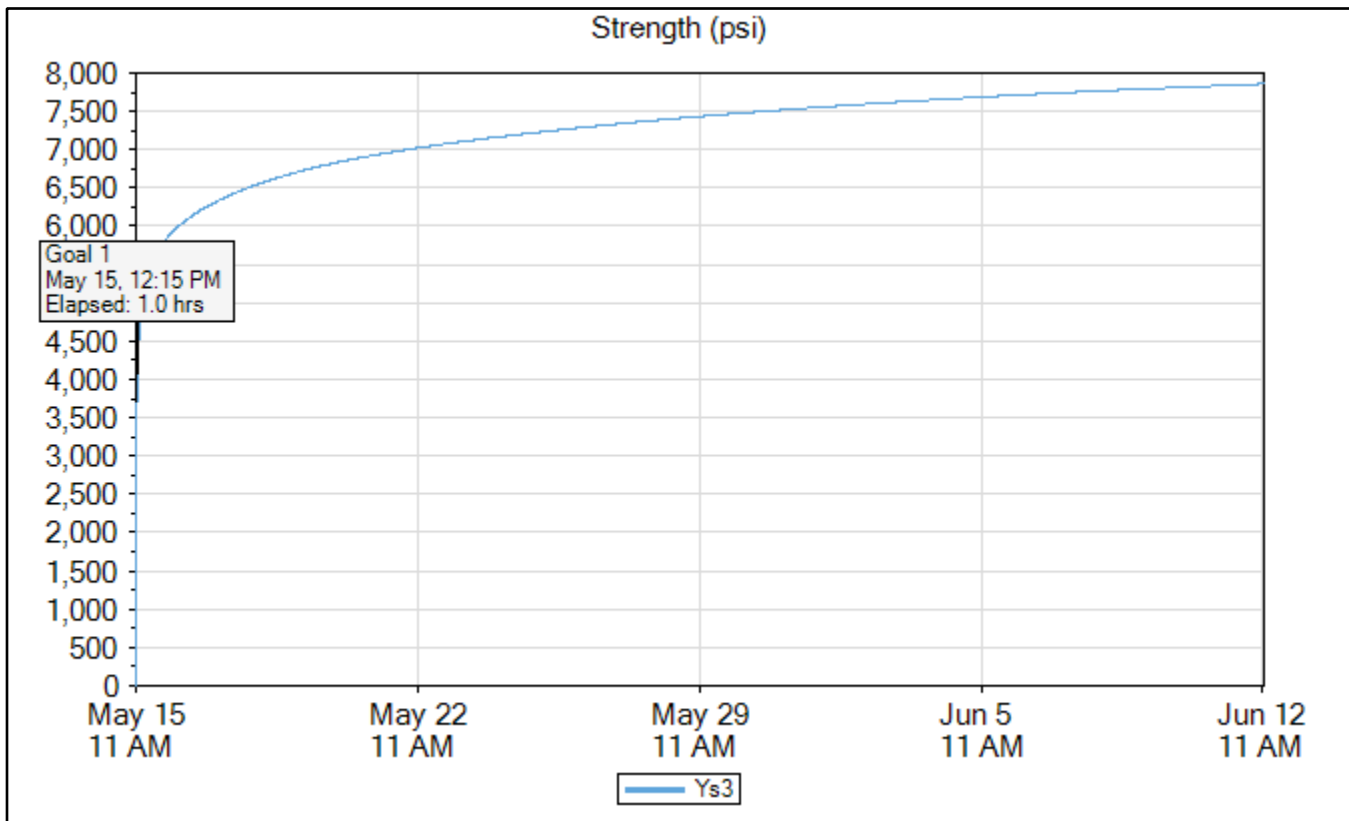


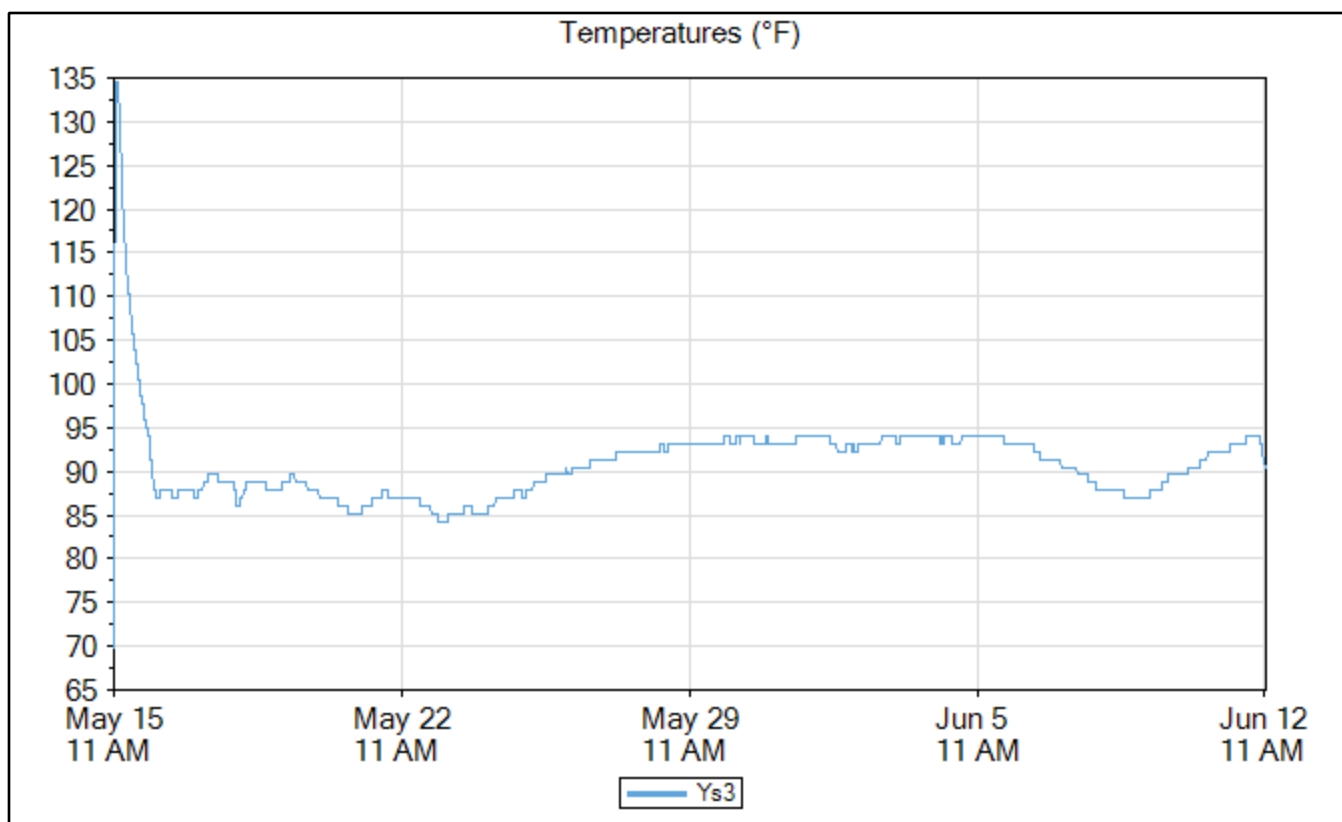
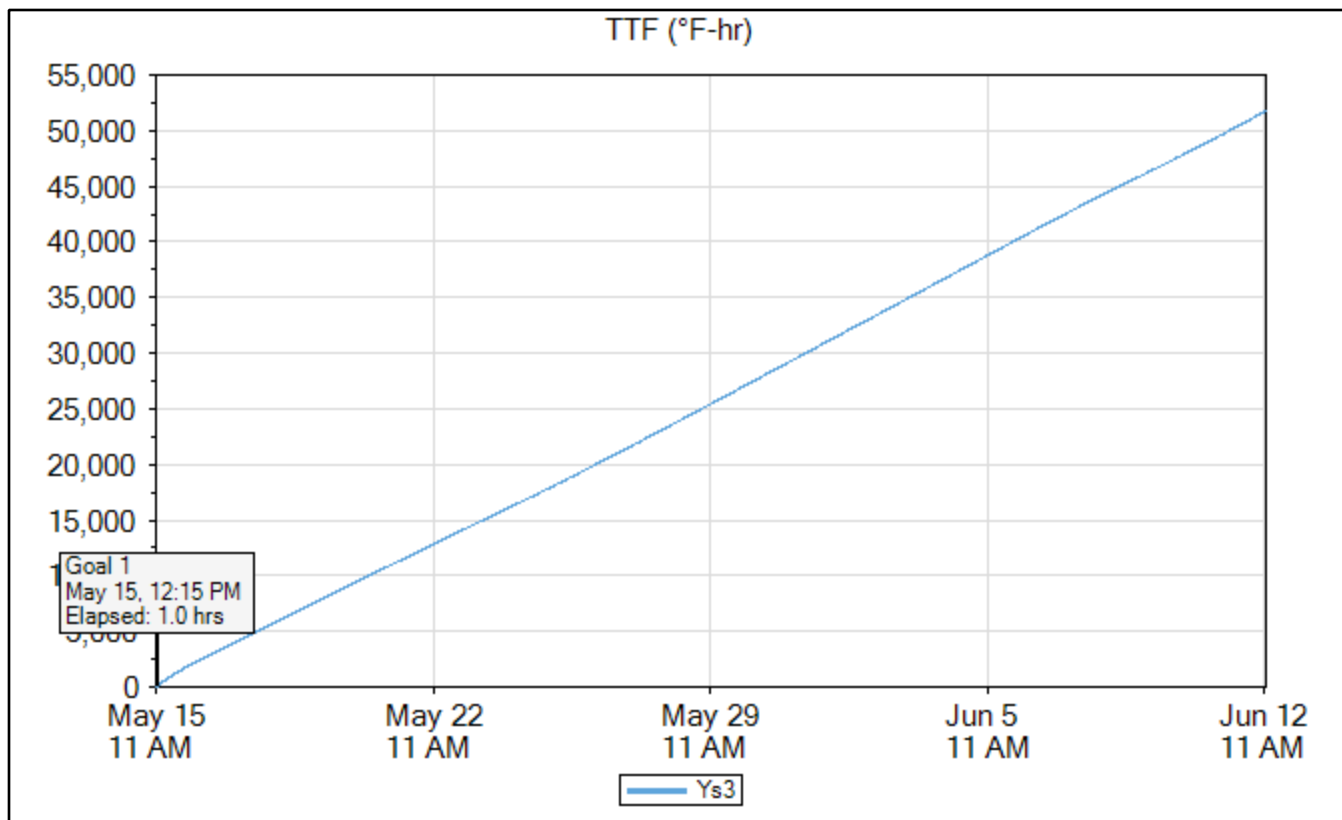
Ys3

	Time	Elapsed Time (days.hours:minutes)	Temperature (°F)	TTF (°F-hr)	Strength (psi)
Goal 1	May 15, 2020 12:15 PM	01:00	129.2	96	4,086
Min Temp	May 15, 2020 11:15 AM	00:00	69.8	0	0
Max Temp	May 15, 2020 12:45 PM	01:30	134.6	156	4,377
Download	Jun 12, 2020 11:30 AM	28.00:15	90.5	51,716	7,859

Name	Ys3
Serial Number	0000004DE4AA
Location	
Depth (in)	0.0
Placement Date	May 15, 2020 11:15 AM
Sample Interval (minutes)	15

Maturity Method	Nurse-Saul
Datum Temp (°F)	14



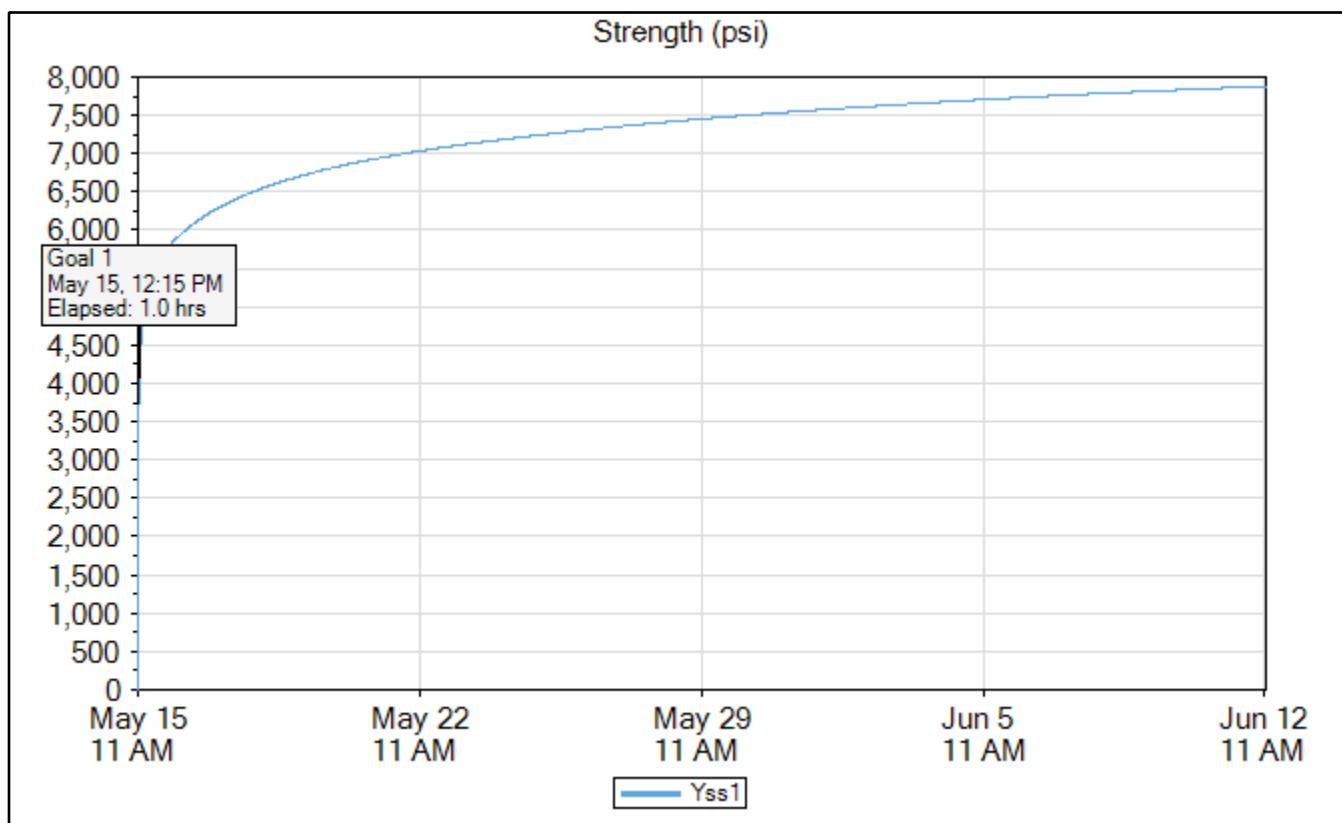


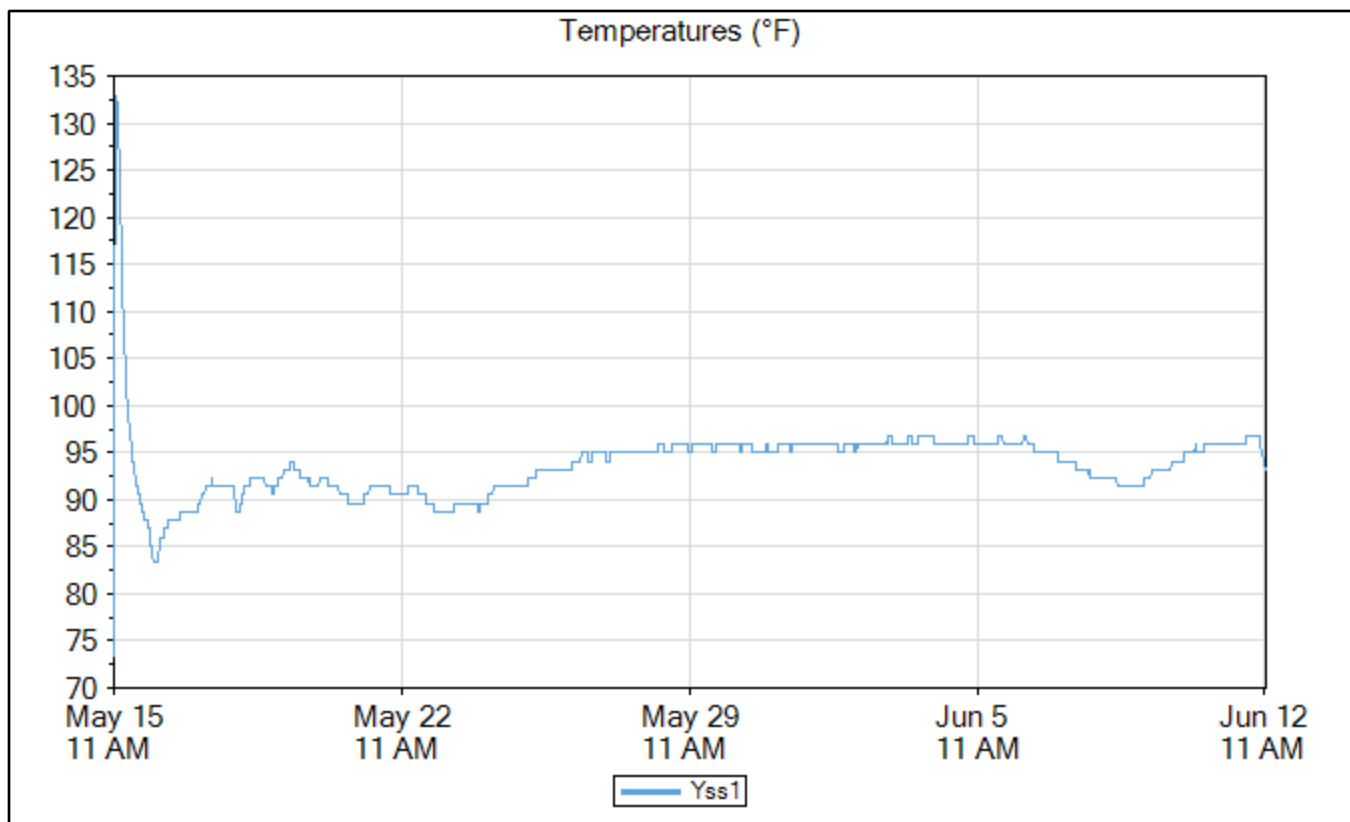
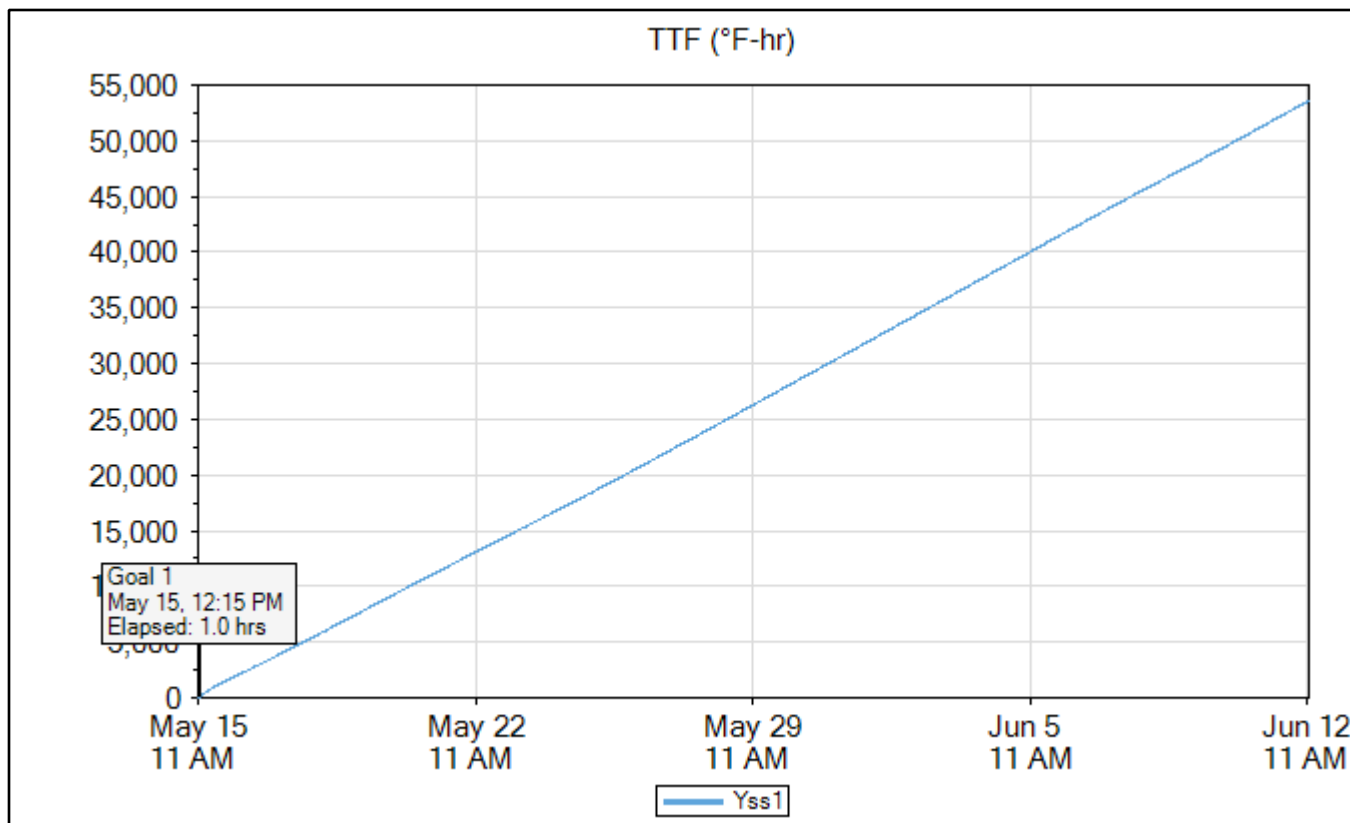
Yss1

	Time	Elapsed Time (days.hours:minutes)	Temperature (°F)	TTF (°F-hr)	Strength (psi)
Goal 1	May 15, 2020 12:15 PM	01:00	128.3	97	4,091
Min Temp	May 15, 2020 11:15 AM	00:00	73.4	0	0
Max Temp	May 15, 2020 01:00 PM	01:45	132.8	185	4,480
Download	Jun 12, 2020 11:30 AM	28.00:15	93.2	53,569	7,880

Name	Yss1
Serial Number	0000004DD37B
Location	
Depth (in)	0.0
Placement Date	May 15, 2020 11:15 AM
Sample Interval (minutes)	15

Maturity Method	Nurse-Saul
Datum Temp (°F)	14





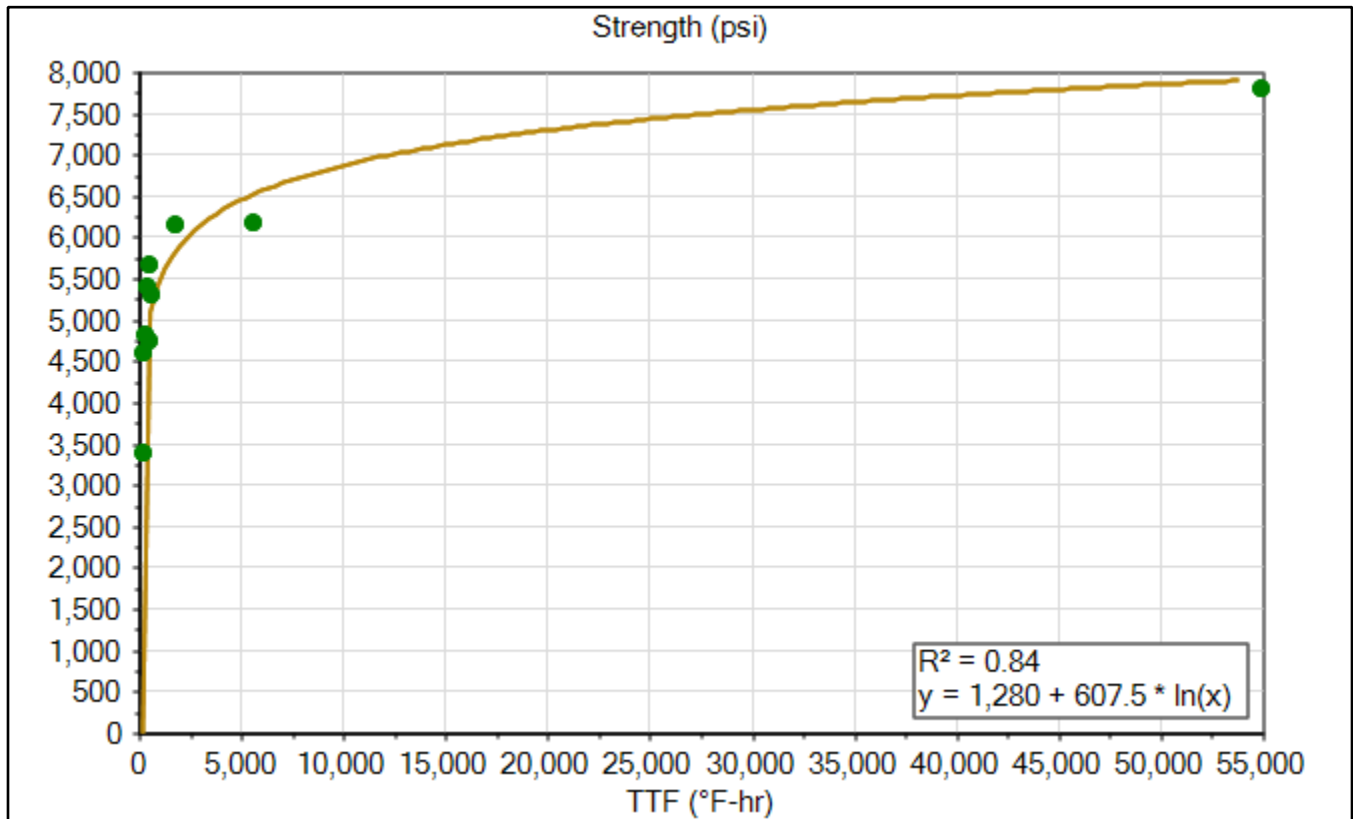
6x12 Cylinders Maturity Curve

Maturity Curve Report

Timestamp	Age (hours)	Strength (psi)	TTF (°F-hr)
May 15, 2020 12:58 PM	1.716667	3,397	159
May 15, 2020 01:51 PM	2.6	4,596	227
May 15, 2020 02:48 PM	3.55	4,822	310
May 15, 2020 04:01 PM	4.783333	5,405	402
May 15, 2020 04:55 PM	5.666667	5,677	467
May 15, 2020 05:46 PM	6.516667	4,745	516
May 15, 2020 06:23 PM	7.133333	5,307	566
May 16, 2020 11:04 AM	23.81667	6,158	1,726
May 18, 2020 11:20 AM	72.1	6,179	5,626
Jun 12, 2020 11:01 AM	671.7833	7,801	54,928

Maturity Method	Nurse-Saul
Datum Temp (°F)	14

Curve-Fit Model	Ln
Intercept (psi)	1,280
Slope	607.5
Equation	$y = 1,280 + 607.5 * \ln(x)$
R²	0.84



Signature _____

Print _____

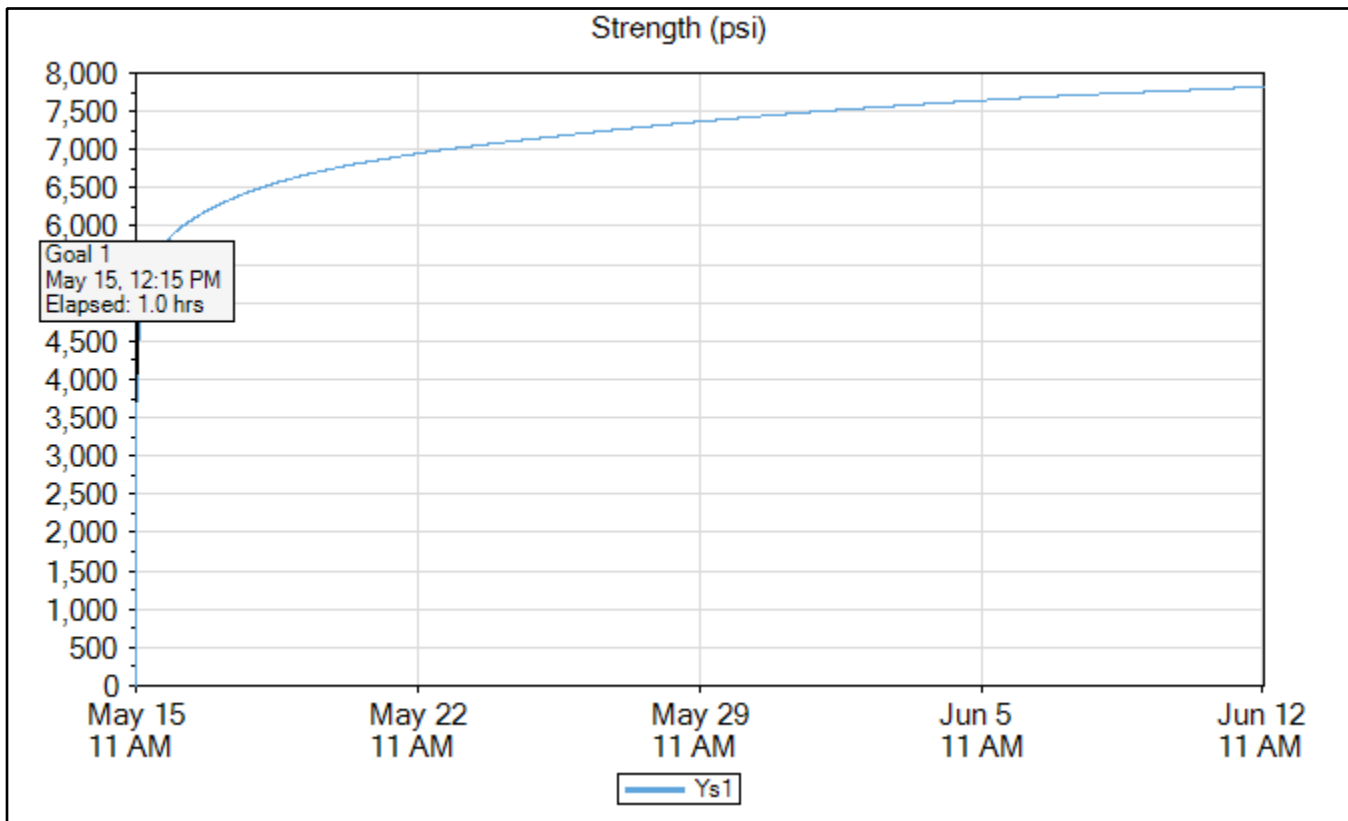
Ys1

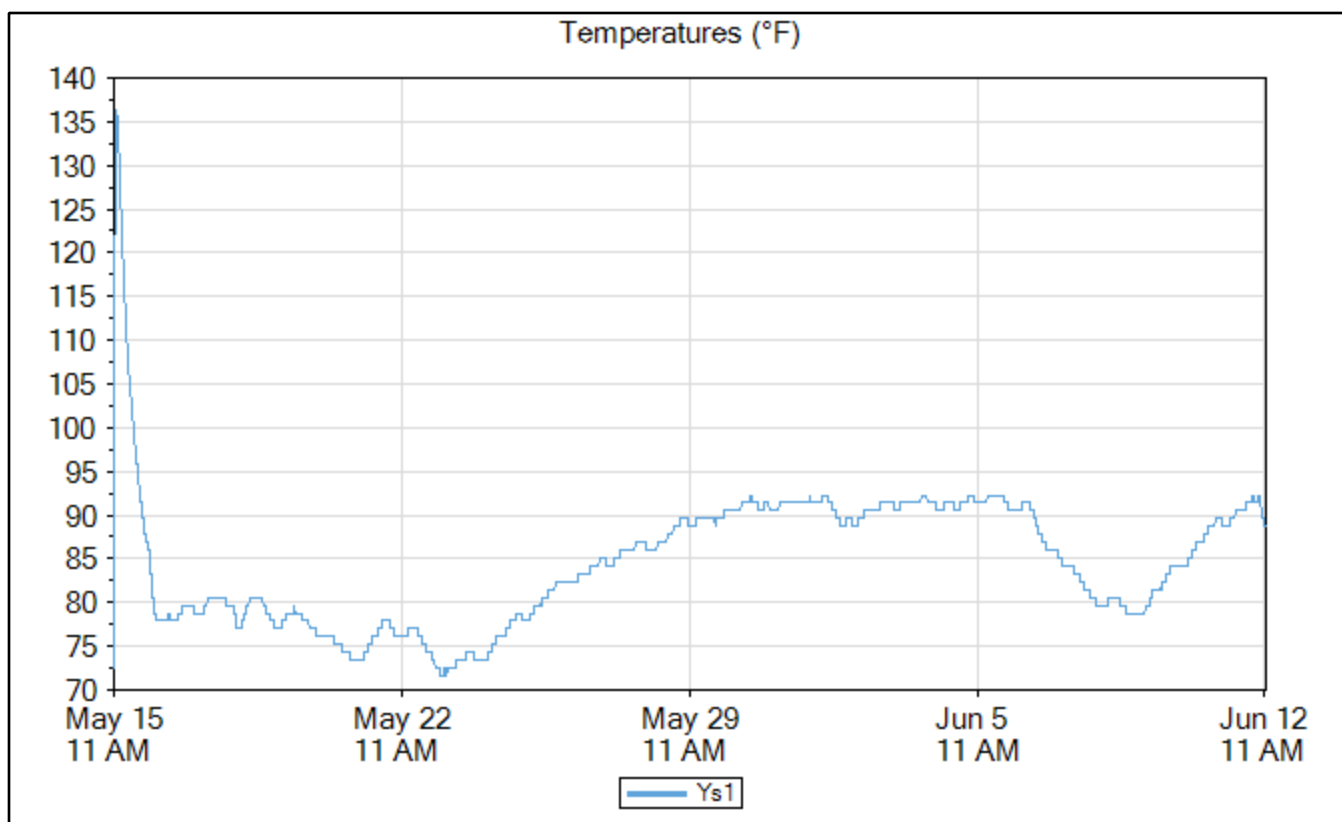
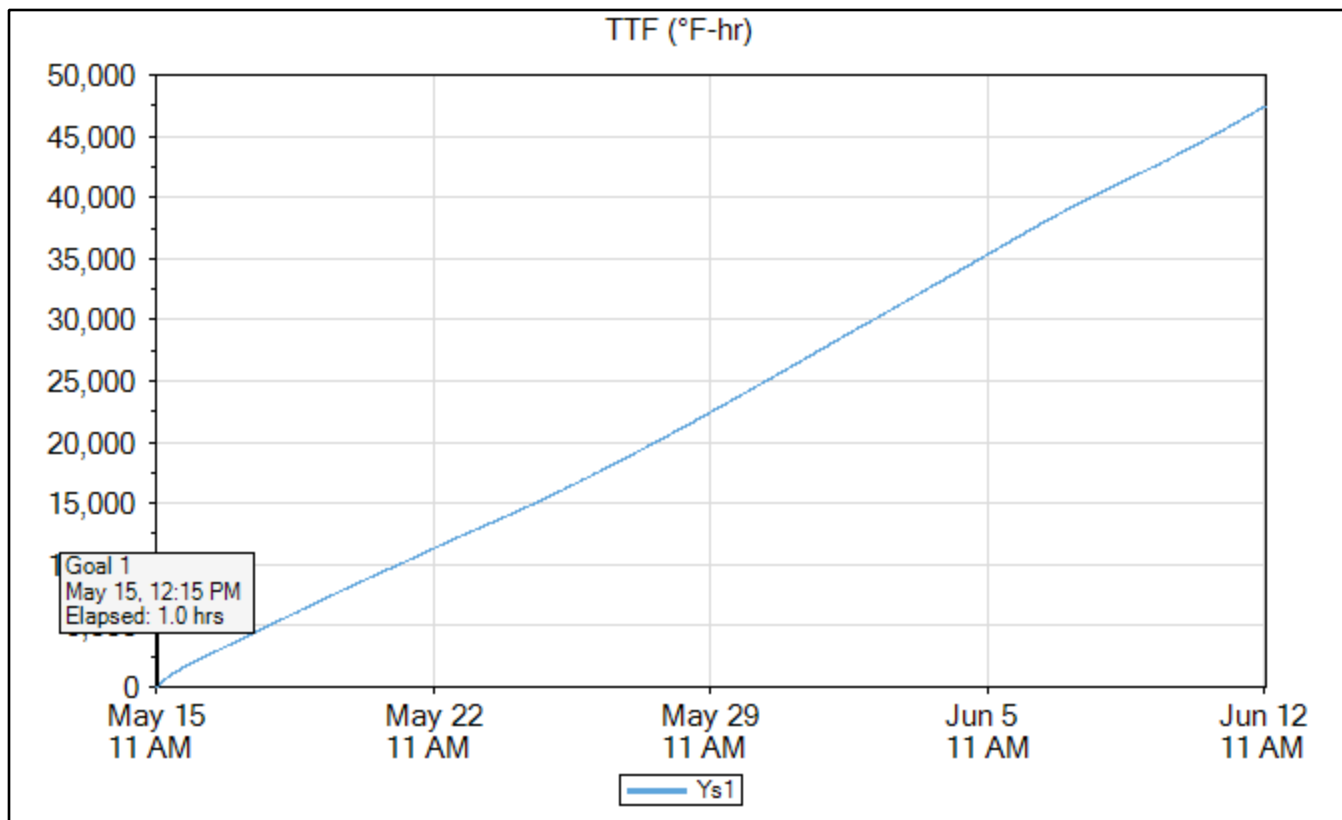
6x12 Cylinders Sensor Data

	Time	Elapsed Time (days.hours:minutes)	Temperature (°F)	TTF (°F-hr)	Strength (psi)
Goal 1	May 15, 2020 12:15 PM	01:00	132.8	101	4,081
Min Temp	May 23, 2020 10:00 AM	7.22:45	71.6	12,682	7,020
Max Temp	May 15, 2020 12:45 PM	01:30	136.4	162	4,369
Download	Jun 12, 2020 11:30 AM	28.00:15	88.7	47,448	7,821

Name	Ys1
Serial Number	0000004DB09A
Location	
Depth (in)	0.0
Placement Date	May 15, 2020 11:15 AM
Sample Interval (minutes)	15

Maturity Method	Nurse-Saul
Datum Temp (°F)	14



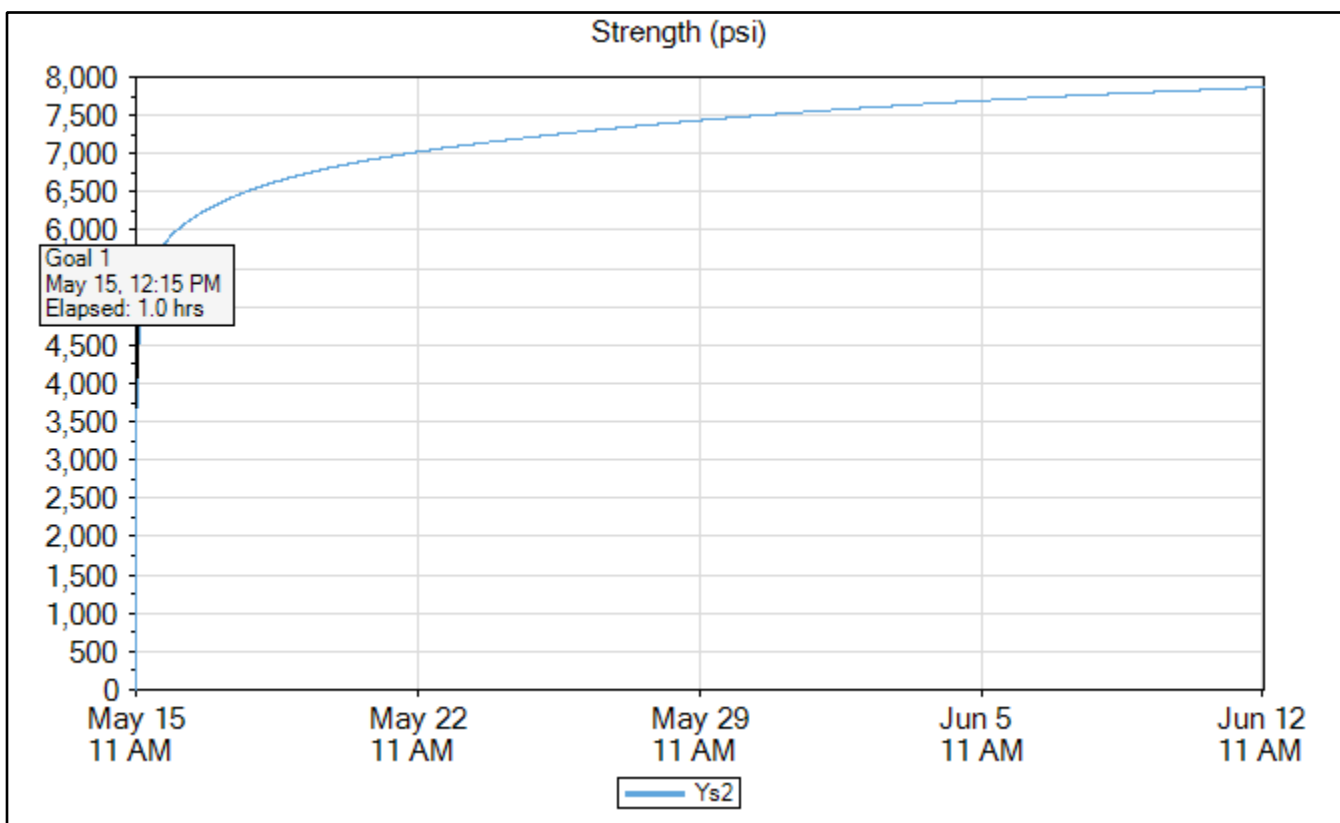


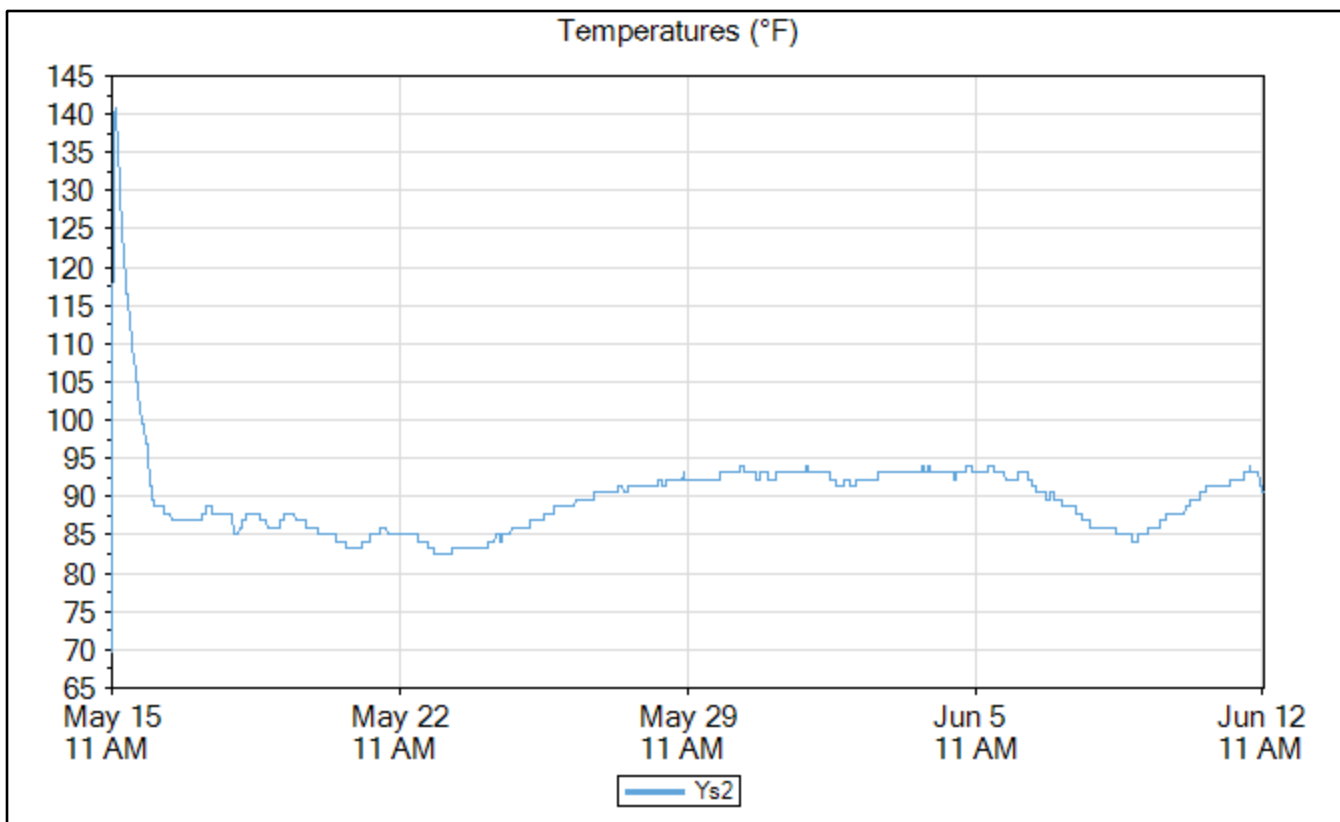
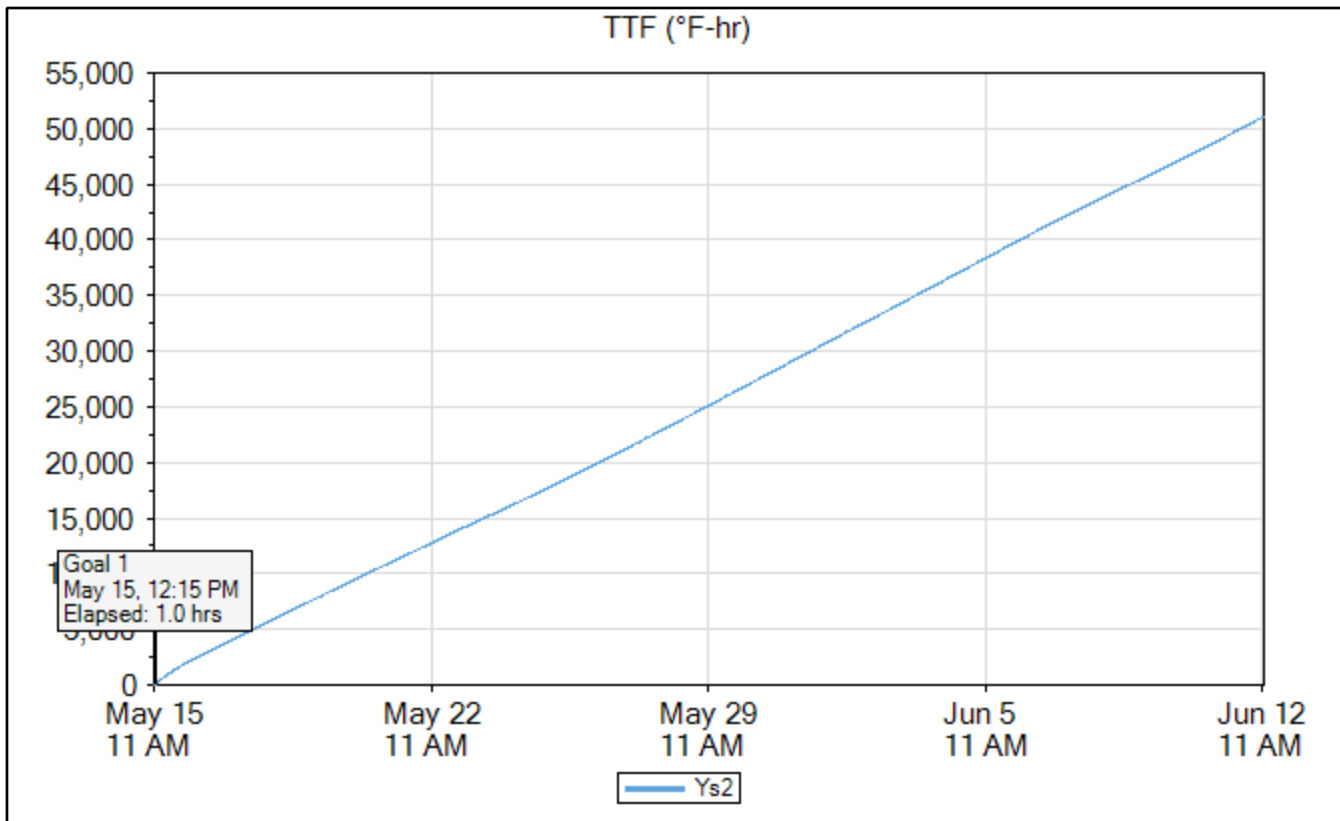
Ys2

	Time	Elapsed Time (days.hours:minutes)	Temperature (°F)	TTF (°F-hr)	Strength (psi)
Goal 1	May 15, 2020 12:15 PM	01:00	133.7	98	4,067
Min Temp	May 15, 2020 11:15 AM	00:00	69.8	0	0
Max Temp	May 15, 2020 01:15 PM	02:00	140.9	224	4,567
Download	Jun 12, 2020 11:30 AM	28.00:15	90.5	51,058	7,866

Name	Ys2
Serial Number	0000004DE180
Location	
Depth (in)	0.0
Placement Date	May 15, 2020 11:15 AM
Sample Interval (minutes)	15

Maturity Method	Nurse-Saul
Datum Temp (°F)	14



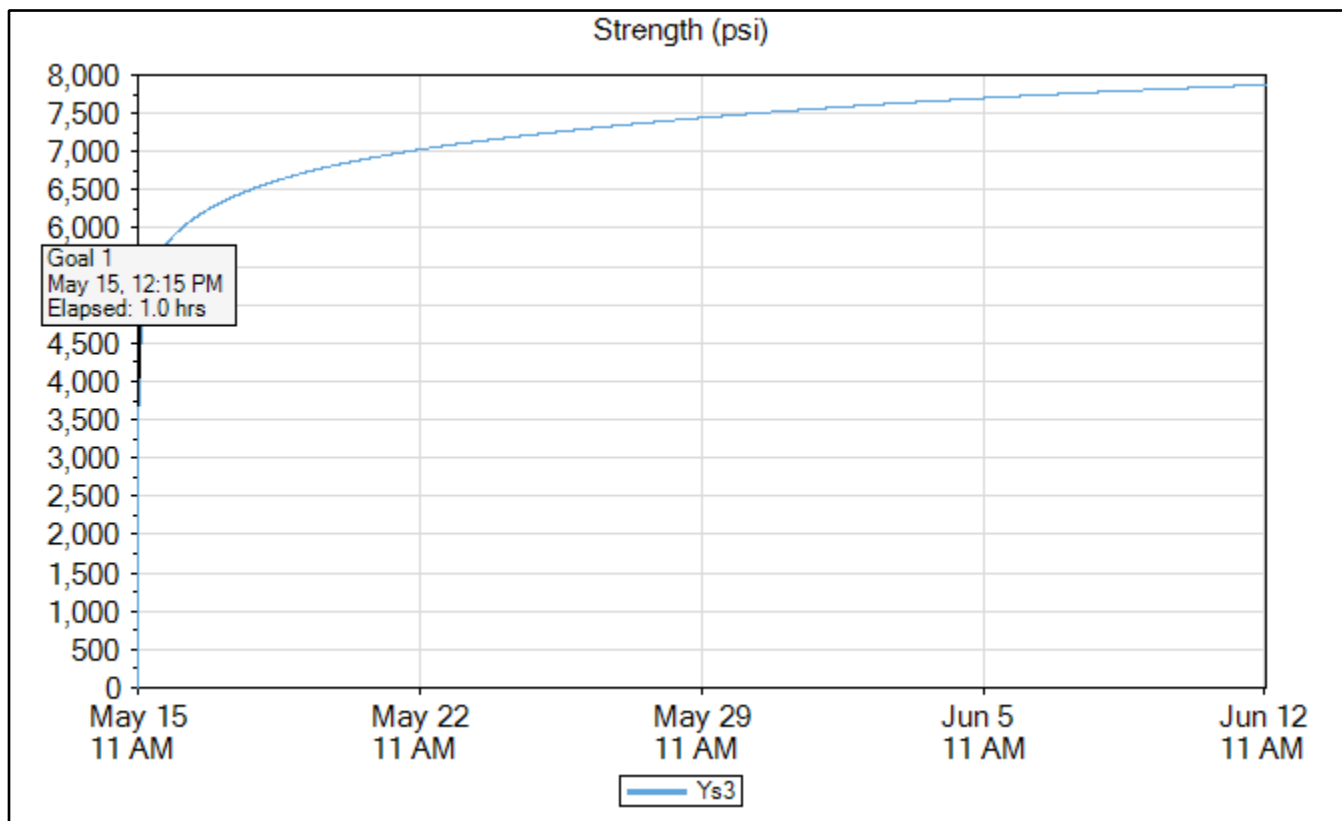


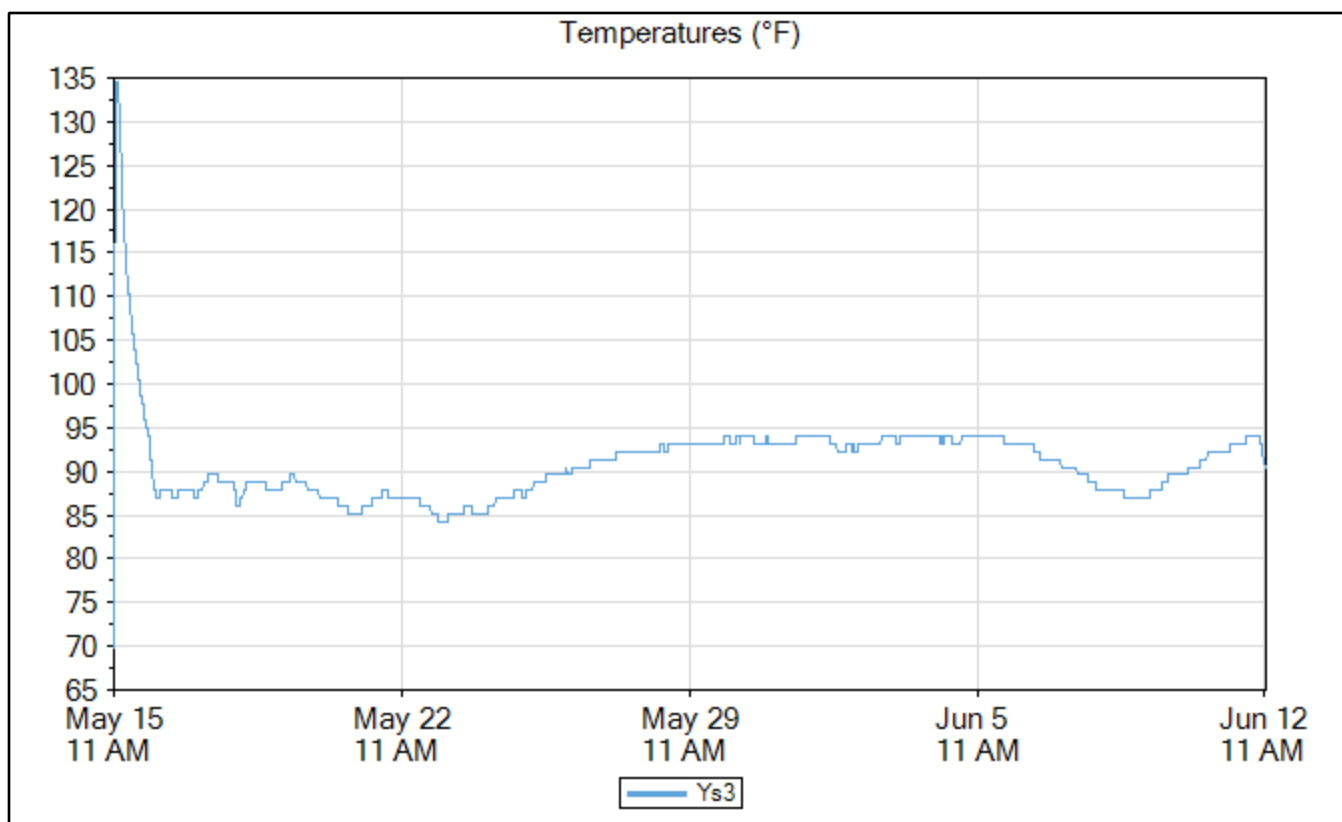
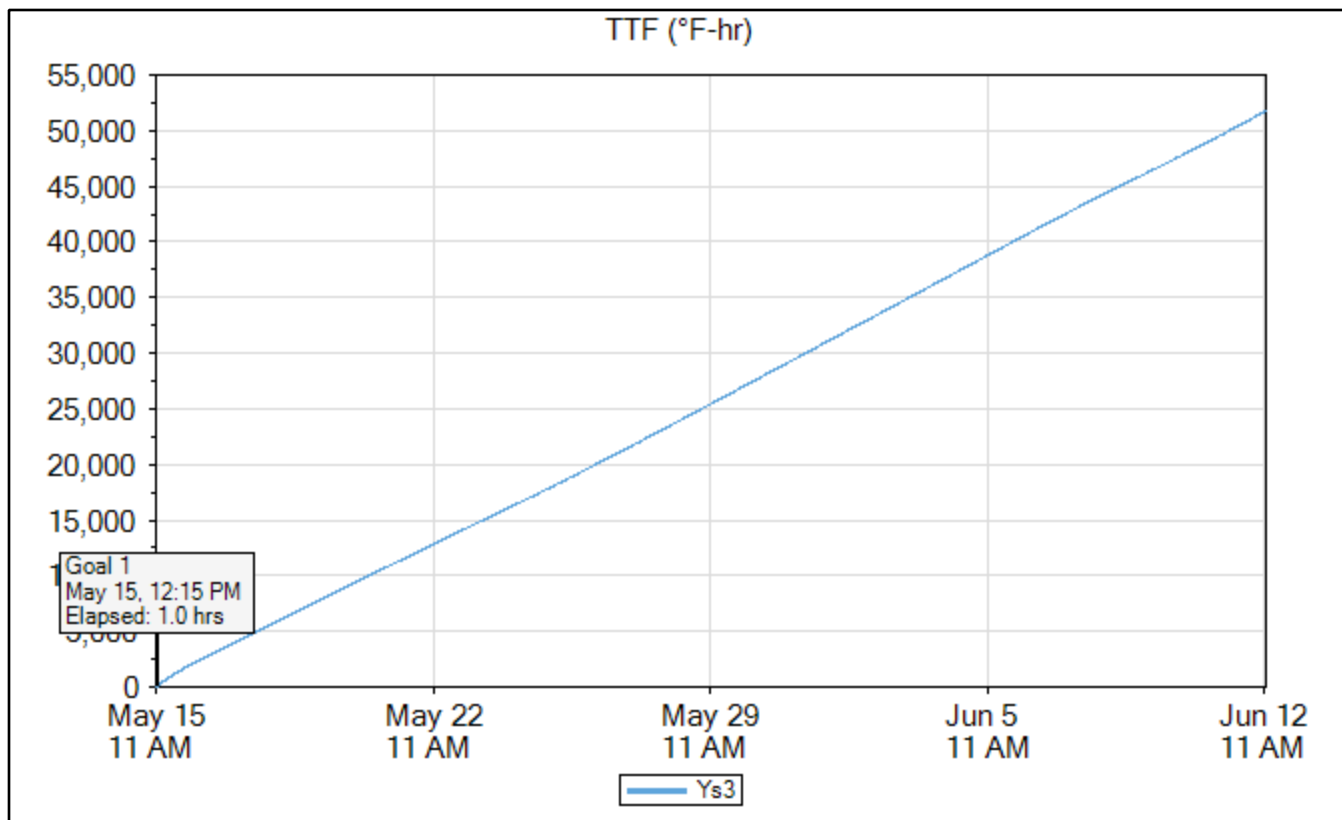
Ys3

	Time	Elapsed Time (days.hours:minutes)	Temperature (°F)	TTF (°F-hr)	Strength (psi)
Goal 1	May 15, 2020 12:15 PM	01:00	129.2	96	4,053
Min Temp	May 15, 2020 11:15 AM	00:00	69.8	0	0
Max Temp	May 15, 2020 12:45 PM	01:30	134.6	156	4,348
Download	Jun 12, 2020 11:30 AM	28.00:15	90.5	51,716	7,874

Name	Ys3
Serial Number	0000004DE4AA
Location	
Depth (in)	0.0
Placement Date	May 15, 2020 11:15 AM
Sample Interval (minutes)	15

Maturity Method	Nurse-Saul
Datum Temp (°F)	14



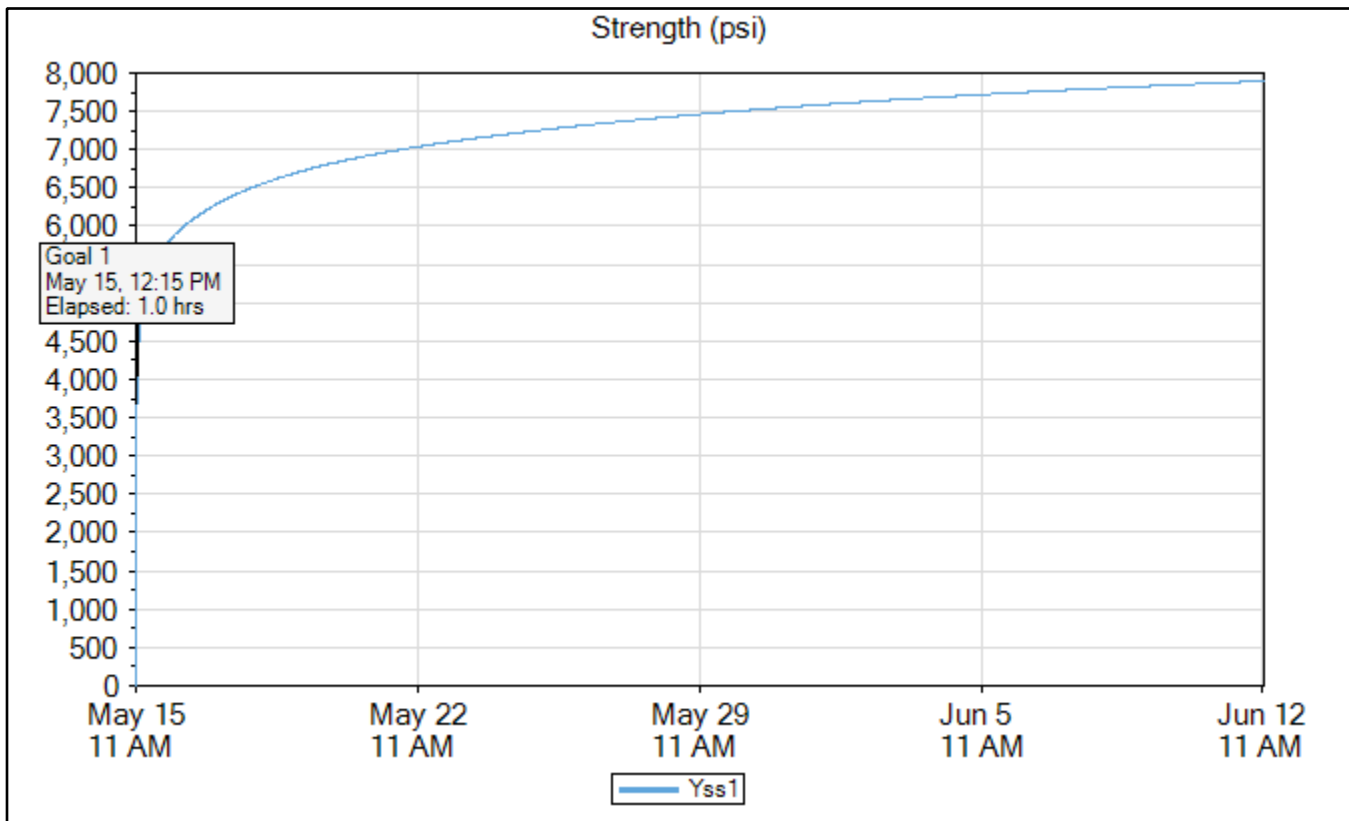


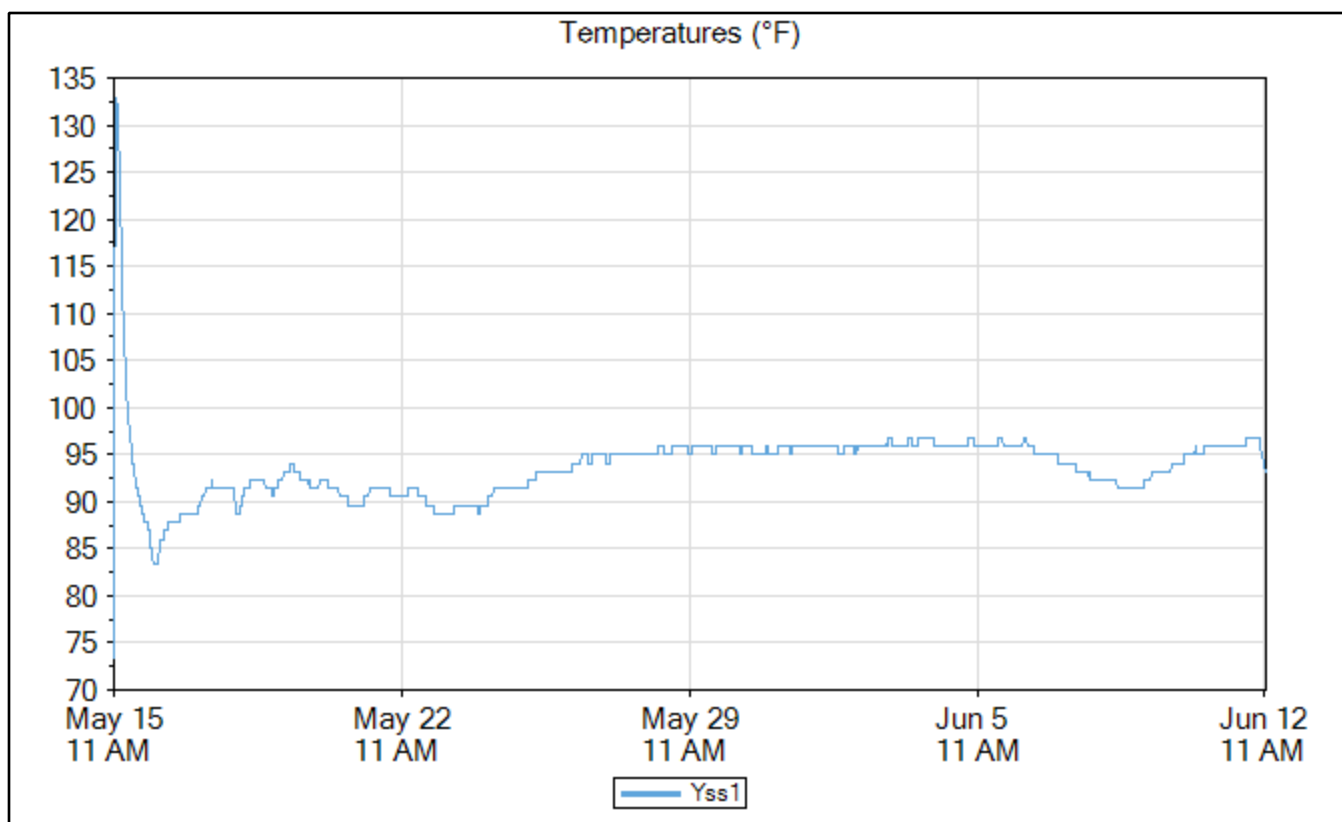
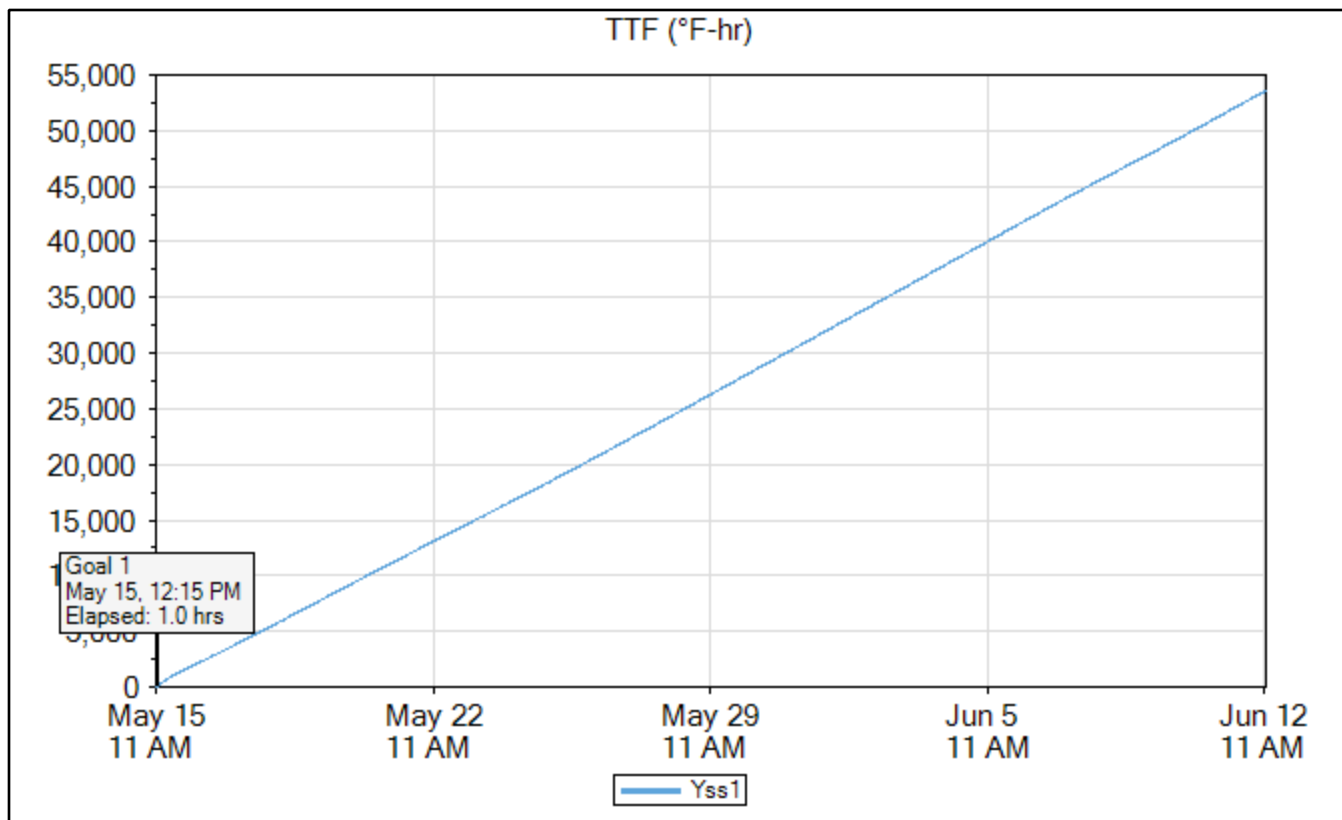
Yss1

	Time	Elapsed Time (days.hours:minutes)	Temperature (°F)	TTF (°F-hr)	Strength (psi)
Goal 1	May 15, 2020 12:15 PM	01:00	128.3	97	4,058
Min Temp	May 15, 2020 11:15 AM	00:00	73.4	0	0
Max Temp	May 15, 2020 01:00 PM	01:45	132.8	185	4,452
Download	Jun 12, 2020 11:30 AM	28.00:15	93.2	53,569	7,895

Name	Yss1
Serial Number	0000004DD37B
Location	
Depth (in)	0.0
Placement Date	May 15, 2020 11:15 AM
Sample Interval (minutes)	15

Maturity Method	Nurse-Saul
Datum Temp (°F)	14





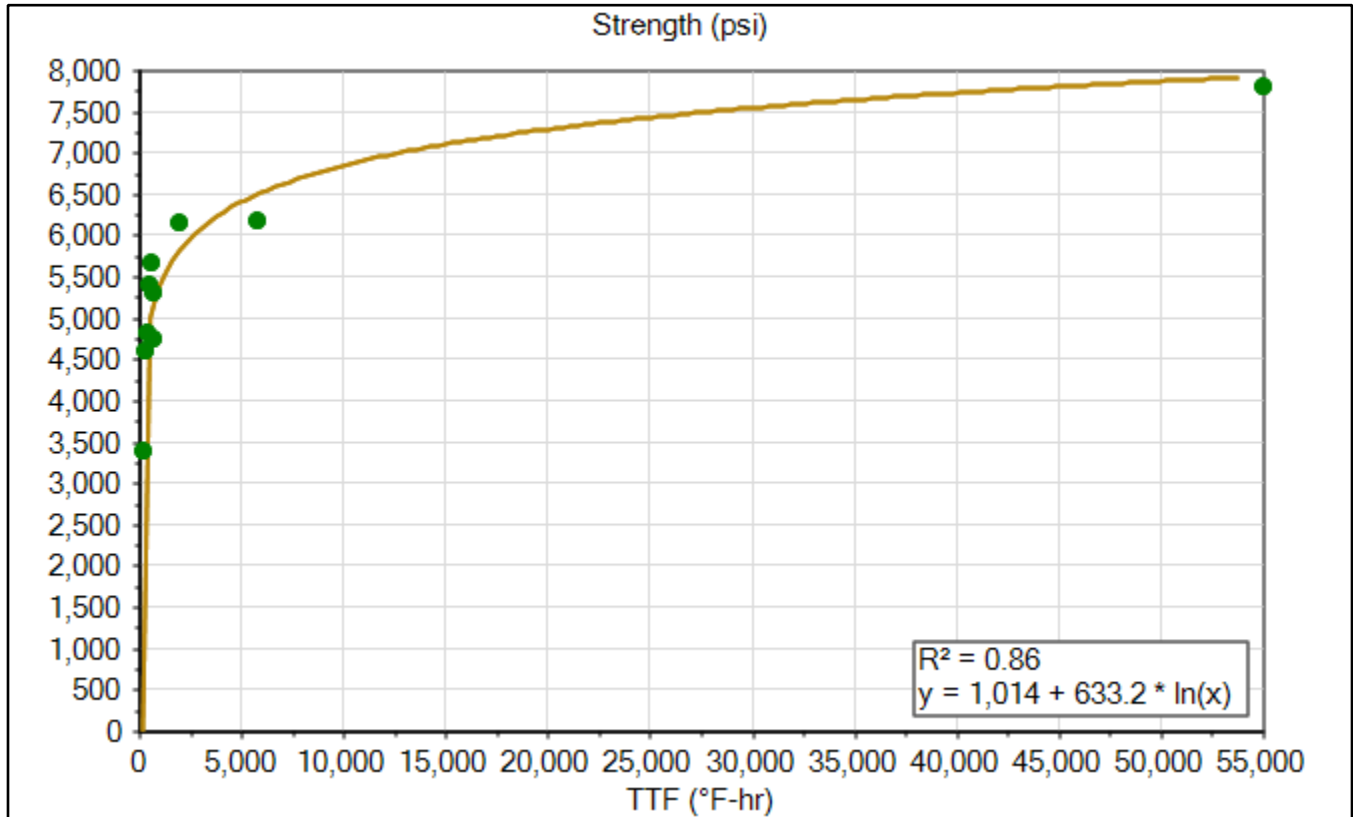
4x8 Insulated Cylinders Maturity Curve

Maturity Curve Report

Timestamp	Age (hours)	Strength (psi)	TTF (°F-hr)
May 15, 2020 12:58 PM	1.716667	3,397	172
May 15, 2020 01:51 PM	2.6	4,596	257
May 15, 2020 02:48 PM	3.55	4,822	366
May 15, 2020 04:01 PM	4.783333	5,405	493
May 15, 2020 04:55 PM	5.666667	5,677	587
May 15, 2020 05:46 PM	6.516667	4,745	654
May 15, 2020 06:23 PM	7.133333	5,307	719
May 16, 2020 11:04 AM	23.81667	6,158	1,978
May 18, 2020 11:20 AM	72.1	6,179	5,799
Jun 12, 2020 11:01 AM	671.7833	7,801	54,960

Maturity Method	Nurse-Saul
Datum Temp (°F)	14

Curve-Fit Model	Ln
Intercept (psi)	1,014
Slope	633.2
Equation	$y = 1,014 + 633.2 * \ln(x)$
R²	0.86



Signature _____

Print _____

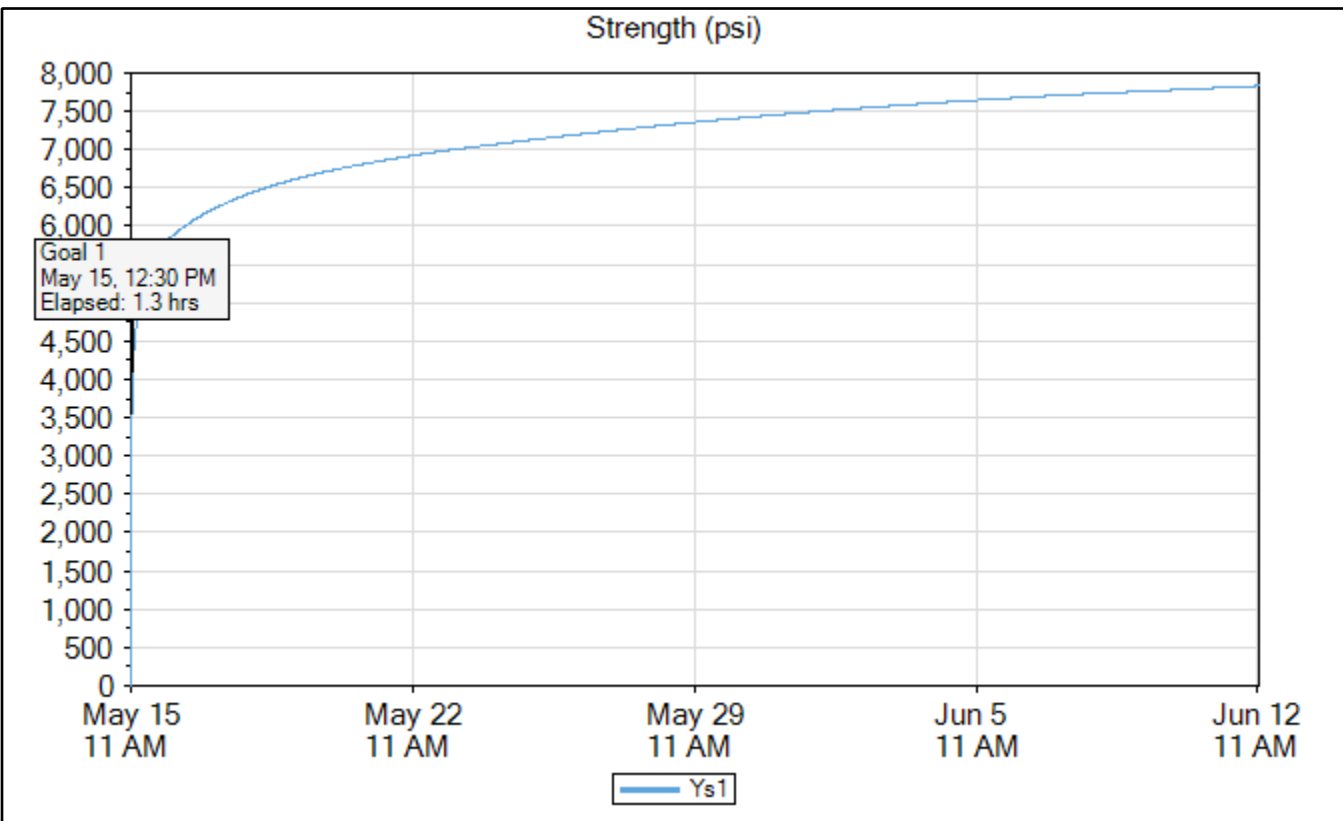
Ys1

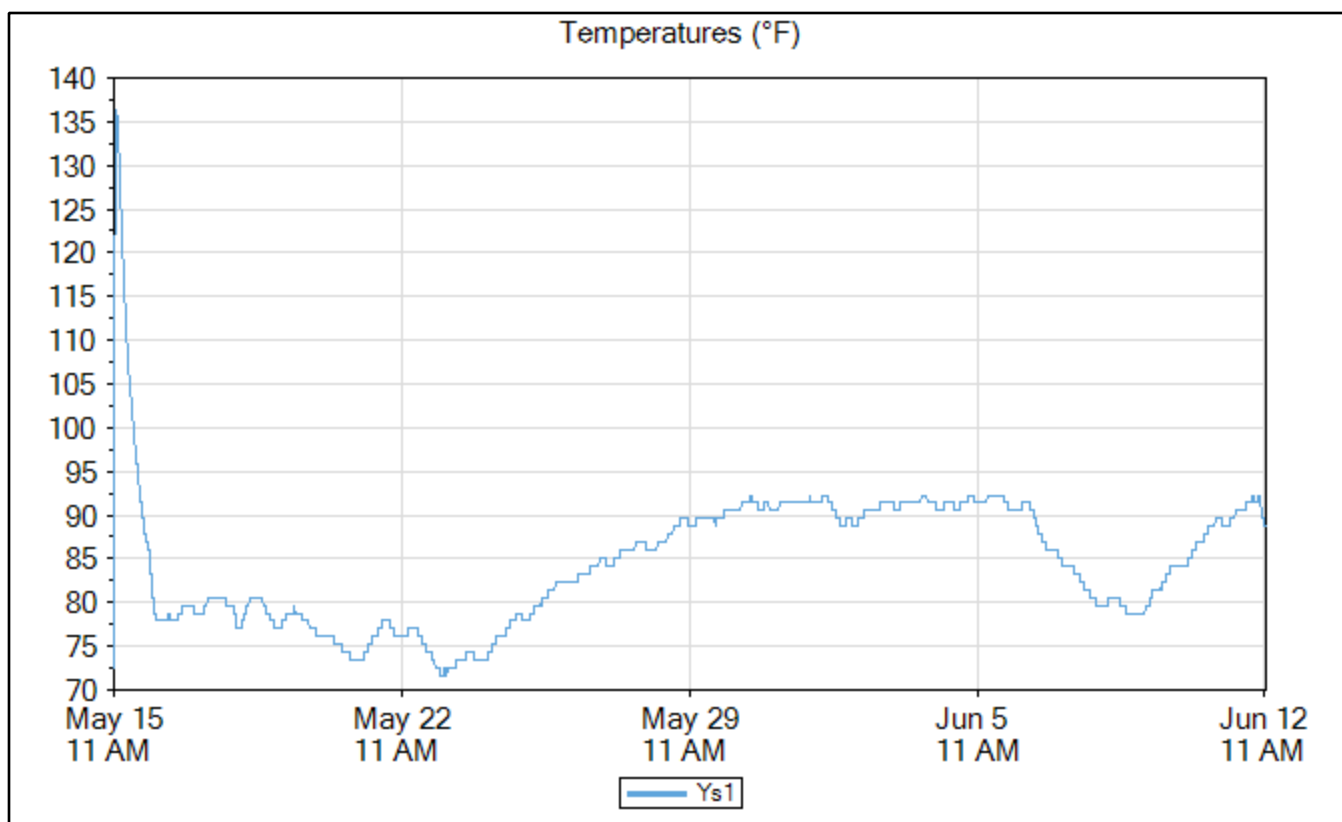
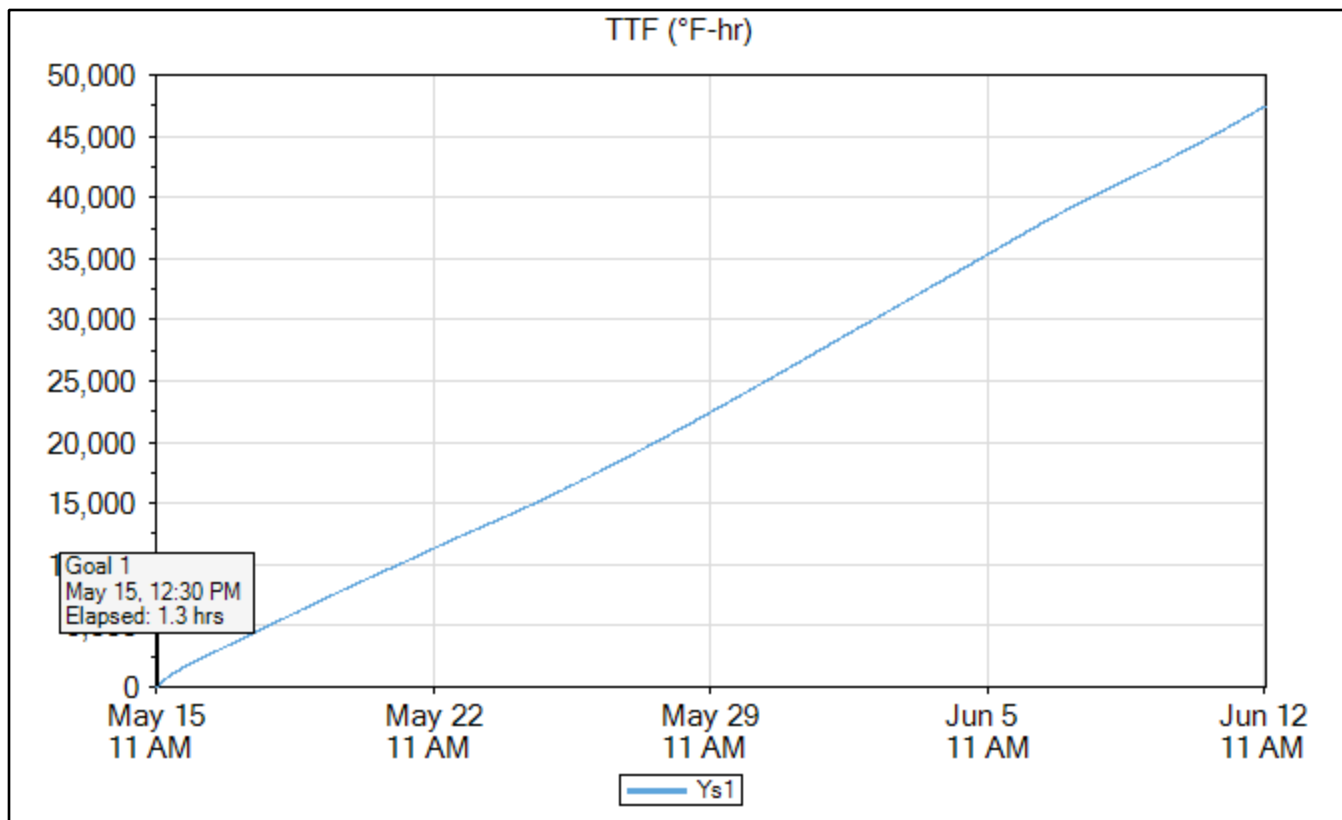
4x8 Insulated Cylinders Sensor Data

	Time	Elapsed Time (days.hours:minutes)	Temperature (°F)	TTF (°F-hr)	Strength (psi)
Goal 1	May 15, 2020 12:30 PM	01:15	135.5	131	4,101
Min Temp	May 23, 2020 10:00 AM	7.22:45	71.6	12,682	6,997
Max Temp	May 15, 2020 12:45 PM	01:30	136.4	162	4,234
Download	Jun 12, 2020 11:30 AM	28.00:15	88.7	47,448	7,832

Name	Ys1
Serial Number	0000004DB09A
Location	
Depth (in)	0.0
Placement Date	May 15, 2020 11:15 AM
Sample Interval (minutes)	15

Maturity Method	Nurse-Saul
Datum Temp (°F)	14



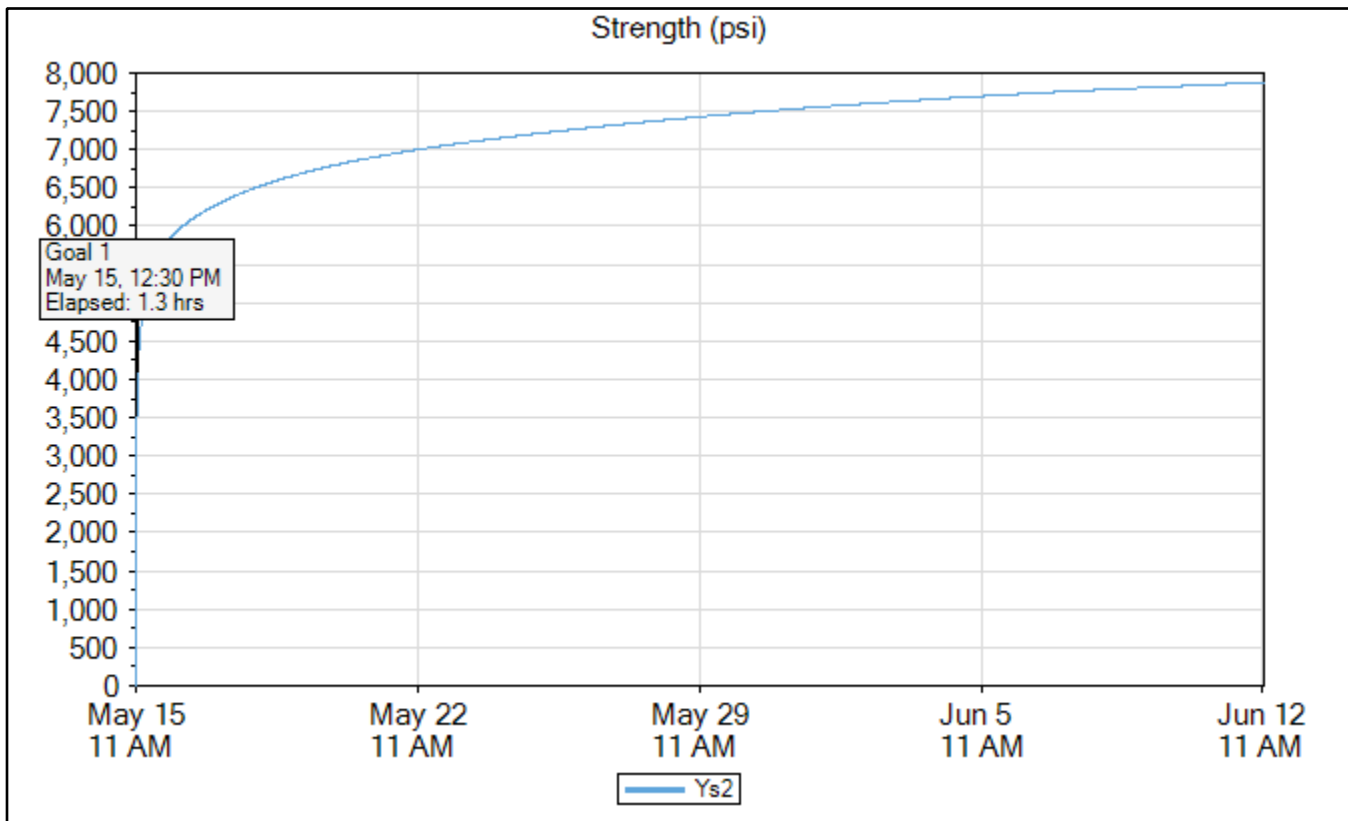


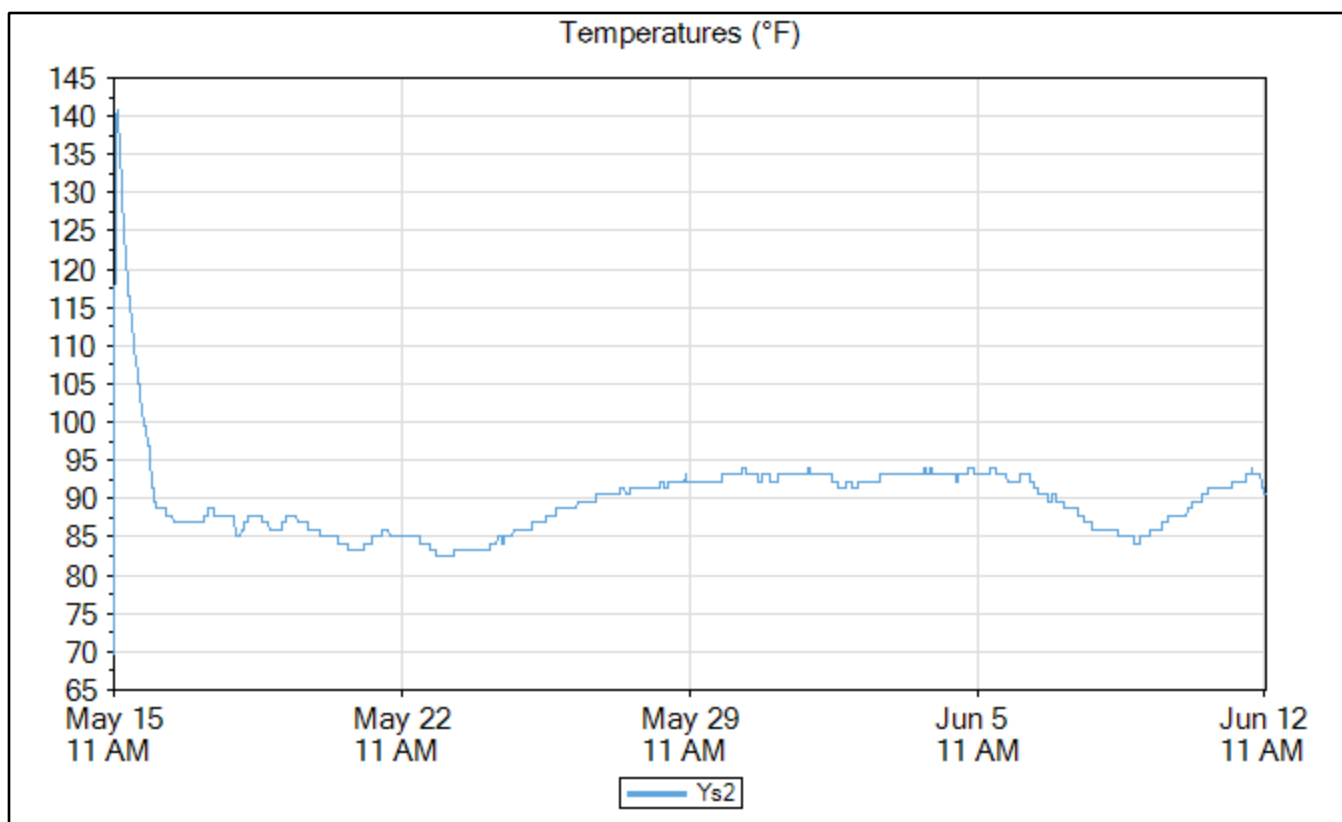
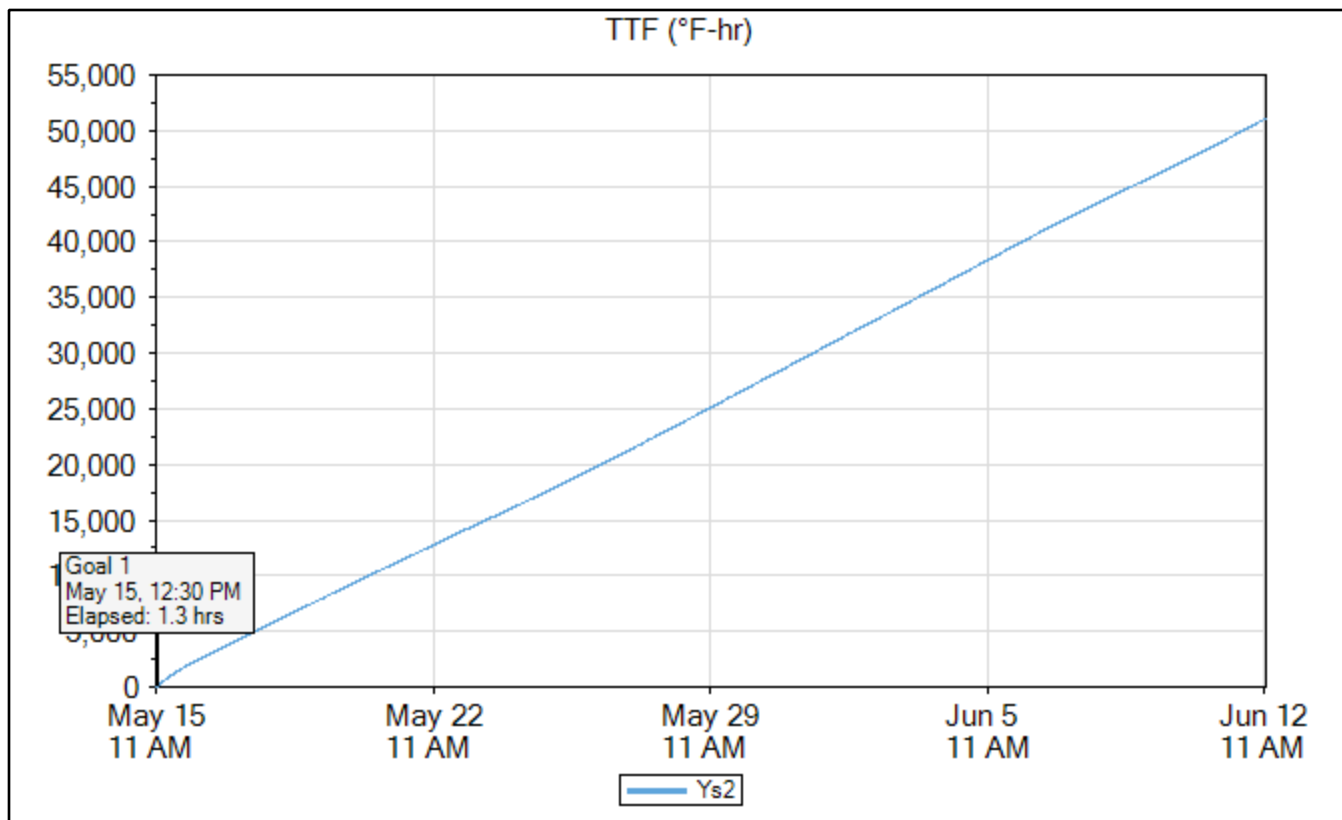
Ys2

	Time	Elapsed Time (days.hours:minutes)	Temperature (°F)	TTF (°F-hr)	Strength (psi)
Goal 1	May 15, 2020 12:30 PM	01:15	137.3	129	4,092
Min Temp	May 15, 2020 11:15 AM	00:00	69.8	0	0
Max Temp	May 15, 2020 01:15 PM	02:00	140.9	224	4,440
Download	Jun 12, 2020 11:30 AM	28.00:15	90.5	51,058	7,878

Name	Ys2
Serial Number	0000004DE180
Location	
Depth (in)	0.0
Placement Date	May 15, 2020 11:15 AM
Sample Interval (minutes)	15

Maturity Method	Nurse-Saul
Datum Temp (°F)	14



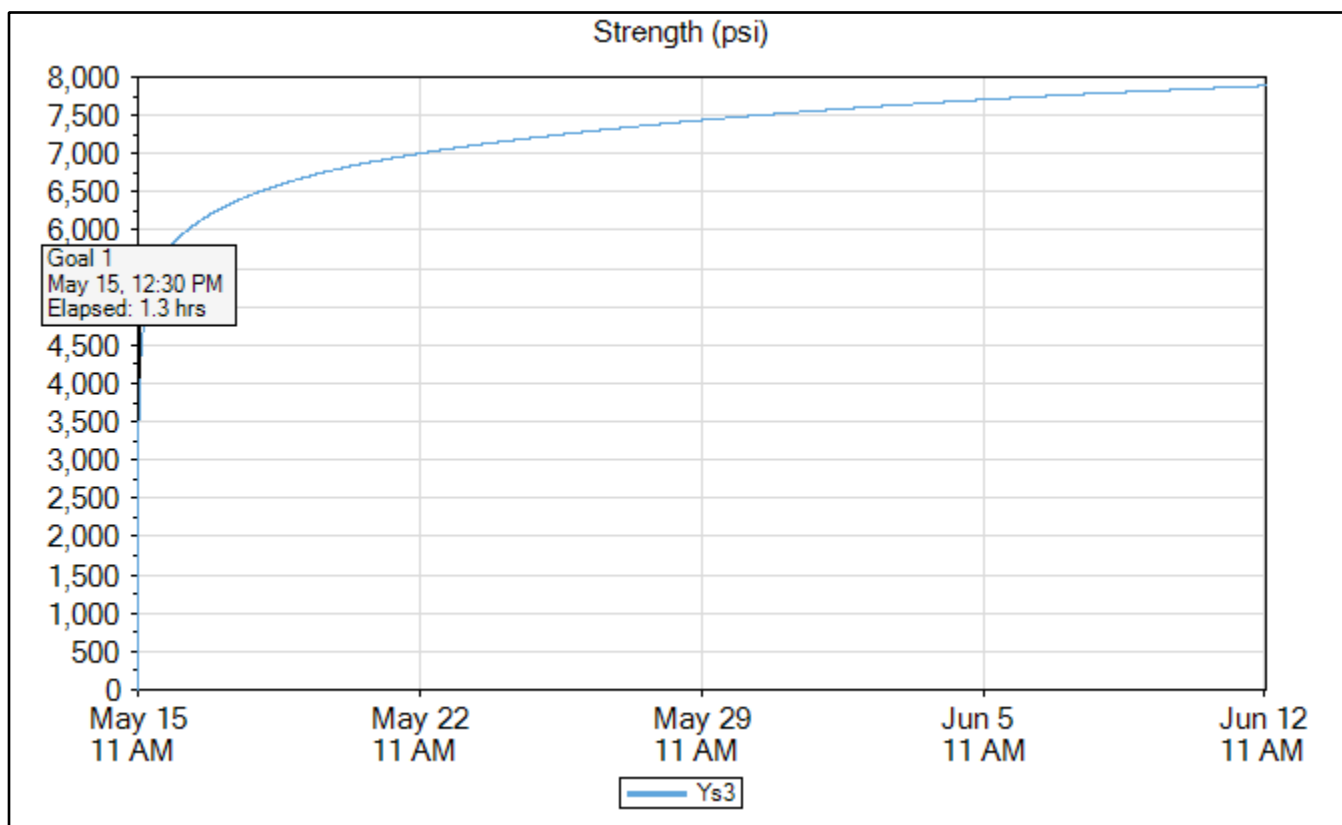


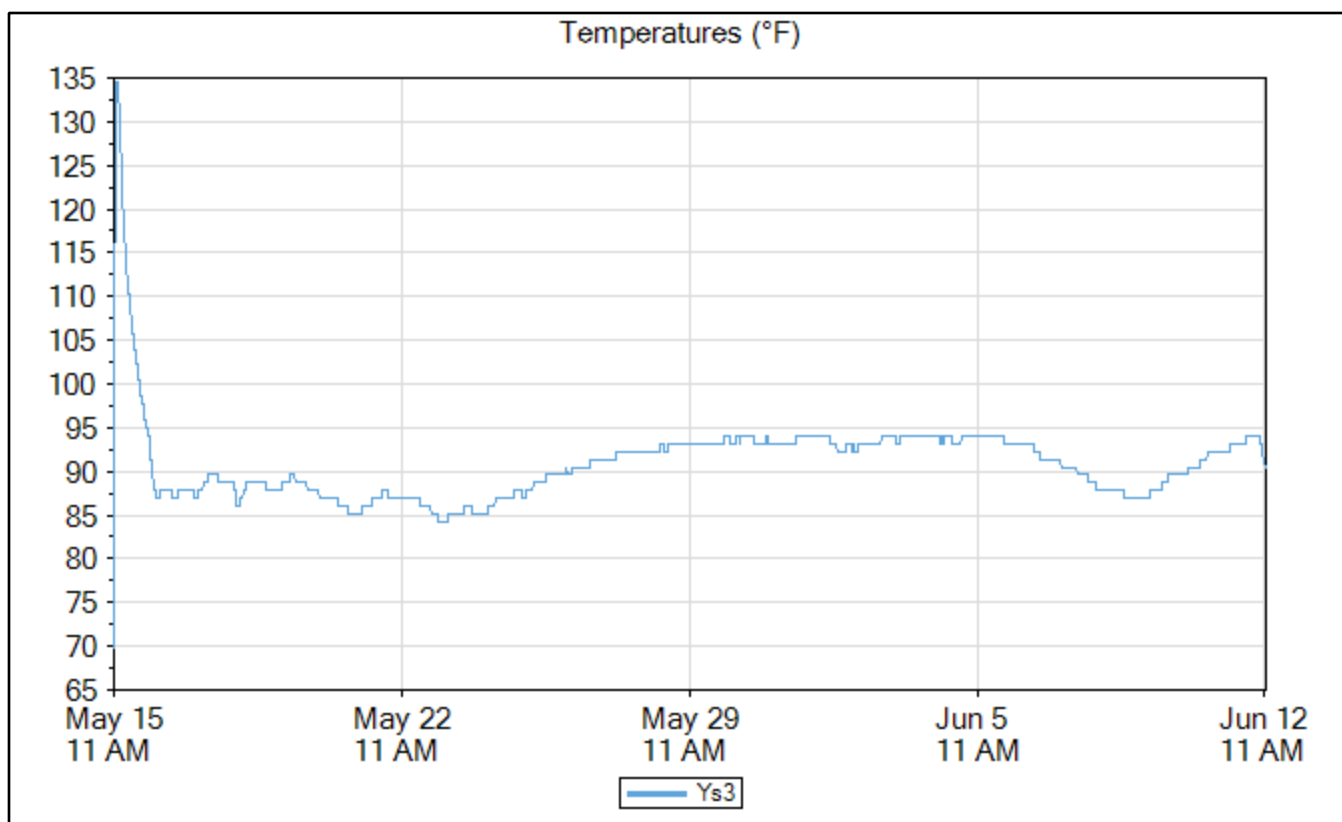
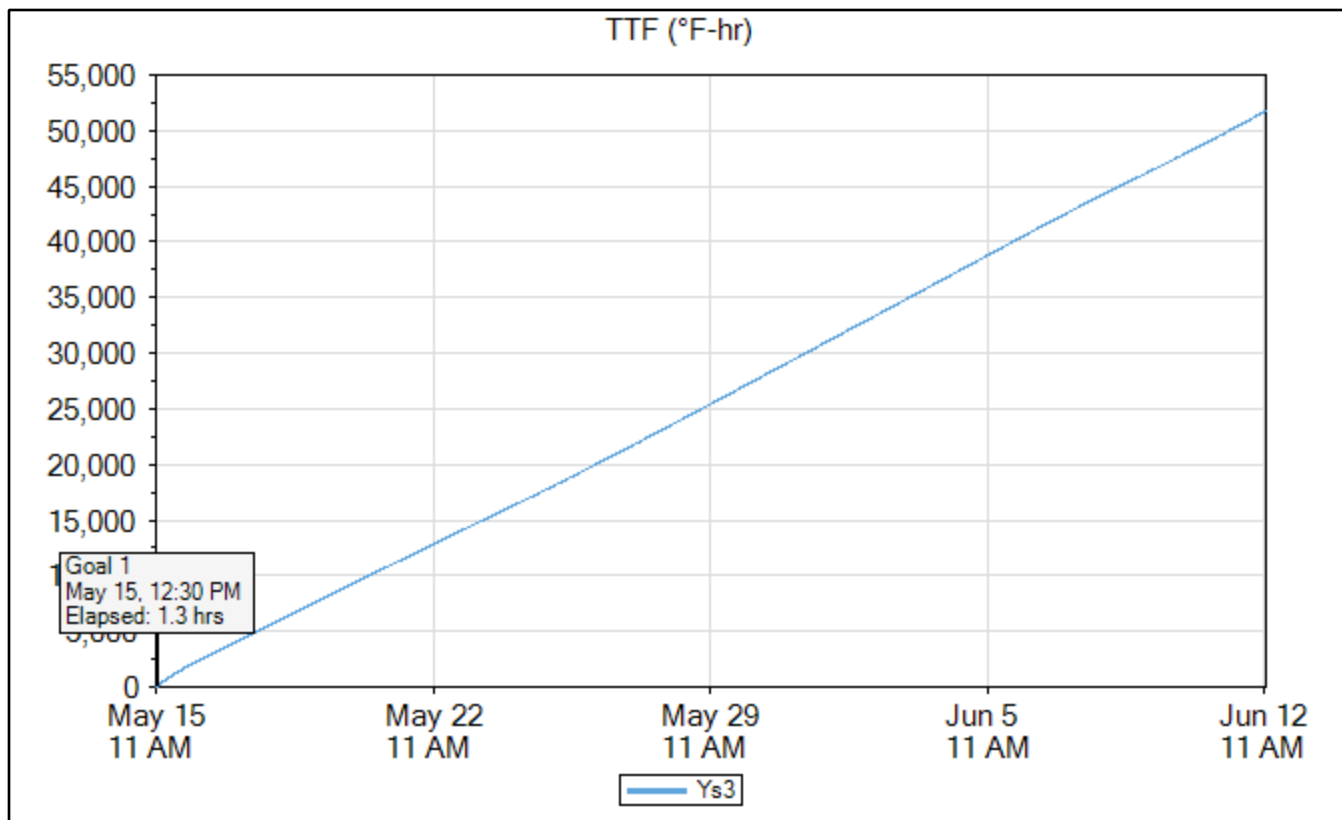
Ys3

	Time	Elapsed Time (days.hours:minutes)	Temperature (°F)	TTF (°F-hr)	Strength (psi)
Goal 1	May 15, 2020 12:30 PM	01:15	132.8	126	4,075
Min Temp	May 15, 2020 11:15 AM	00:00	69.8	0	0
Max Temp	May 15, 2020 12:45 PM	01:30	134.6	156	4,211
Download	Jun 12, 2020 11:30 AM	28.00:15	90.5	51,716	7,887

Name	Ys3
Serial Number	0000004DE4AA
Location	
Depth (in)	0.0
Placement Date	May 15, 2020 11:15 AM
Sample Interval (minutes)	15

Maturity Method	Nurse-Saul
Datum Temp (°F)	14



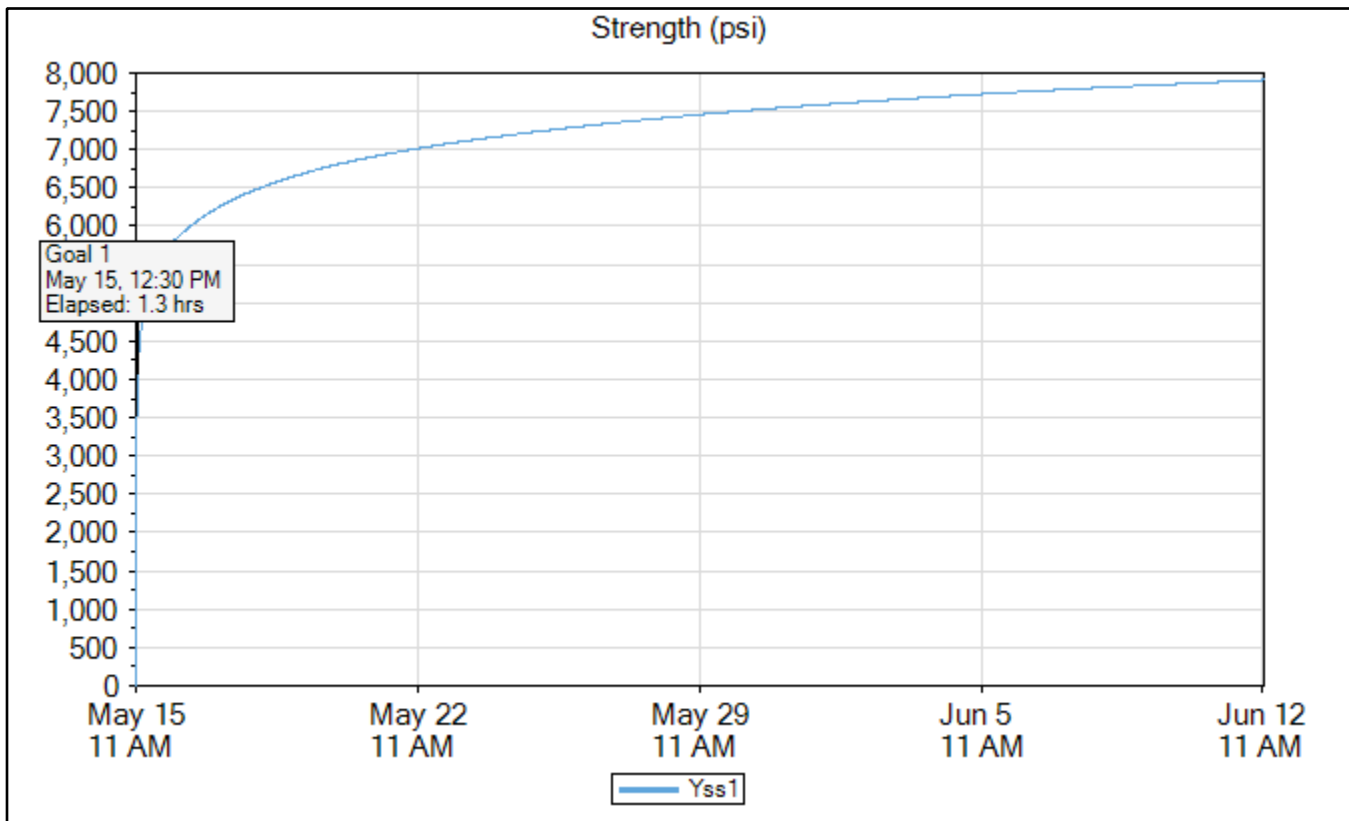


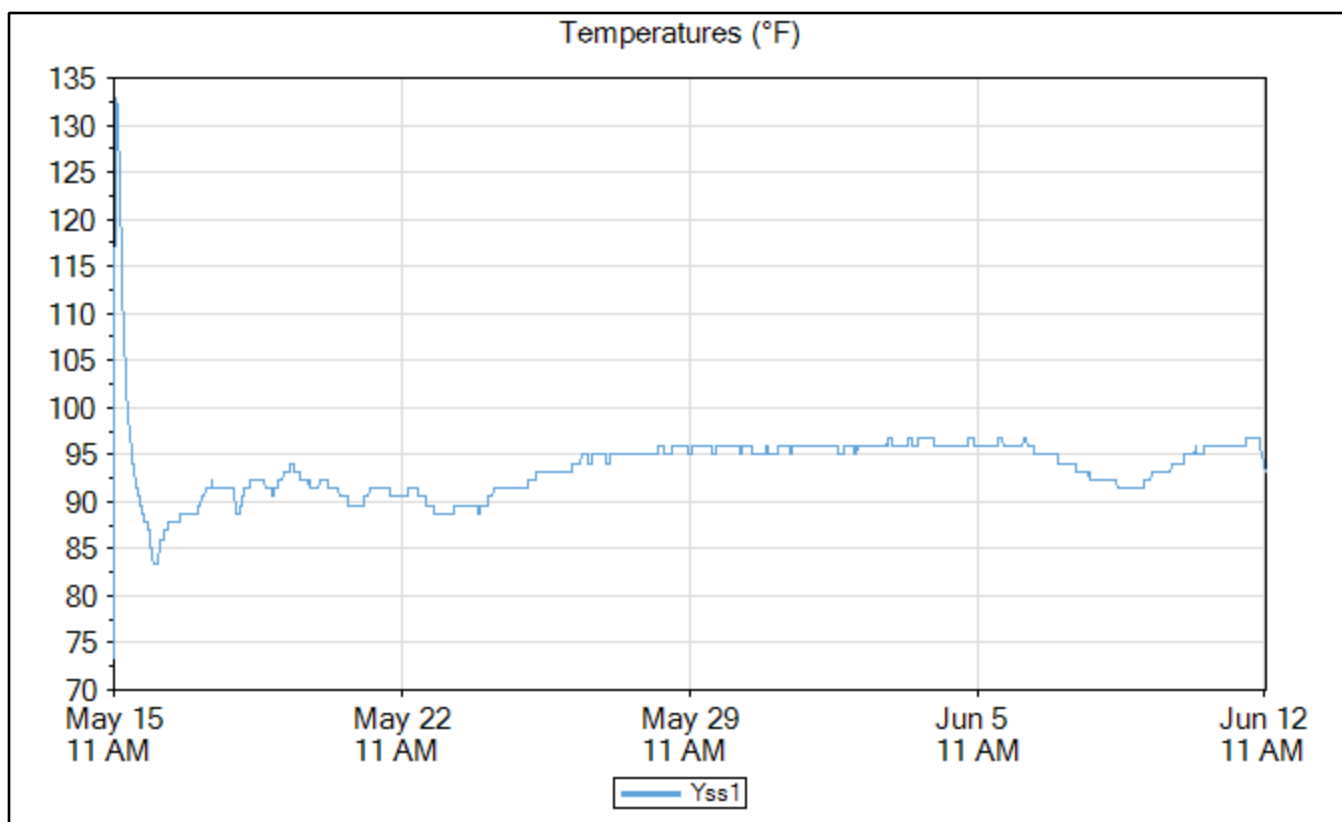
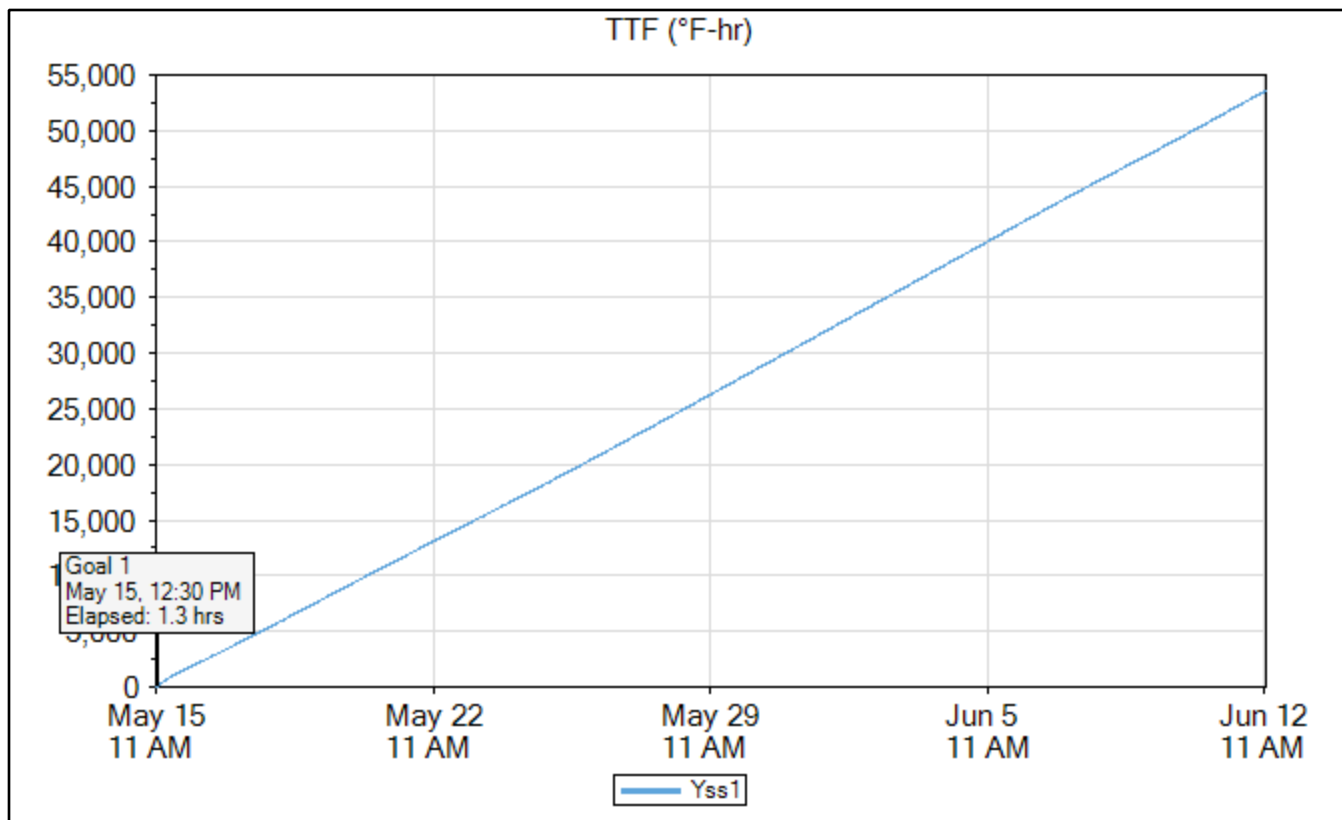
Yss1

	Time	Elapsed Time (days.hours:minutes)	Temperature (°F)	TTF (°F-hr)	Strength (psi)
Goal 1	May 15, 2020 12:30 PM	01:15	131.0	126	4,076
Min Temp	May 15, 2020 11:15 AM	00:00	73.4	0	0
Max Temp	May 15, 2020 01:00 PM	01:45	132.8	185	4,320
Download	Jun 12, 2020 11:30 AM	28.00:15	93.2	53,569	7,909

Name	Yss1
Serial Number	0000004DD37B
Location	
Depth (in)	0.0
Placement Date	May 15, 2020 11:15 AM
Sample Interval (minutes)	15

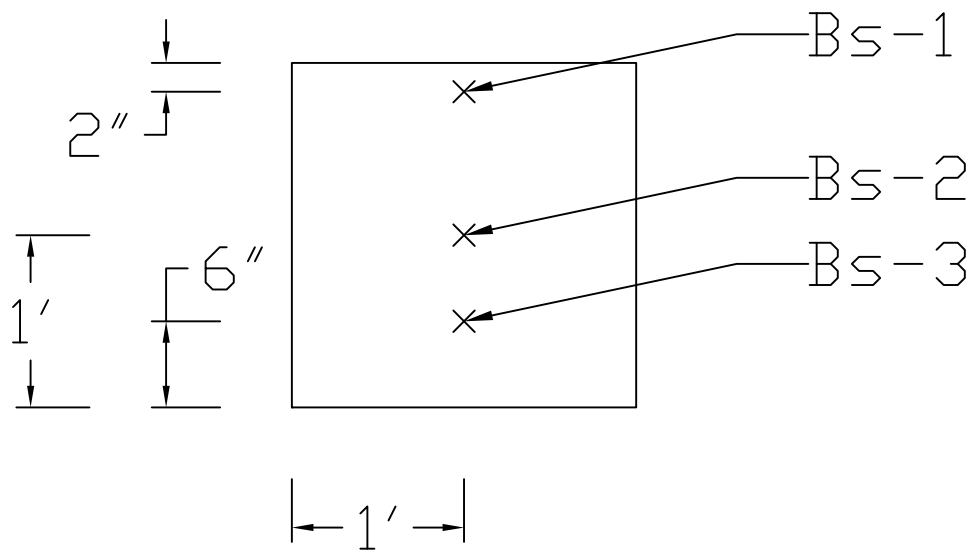
Maturity Method	Nurse-Saul
Datum Temp (°F)	14





Mix B - Blue 28 Degrees Group TMM Sensors Layout

Small 2'x2' Slab

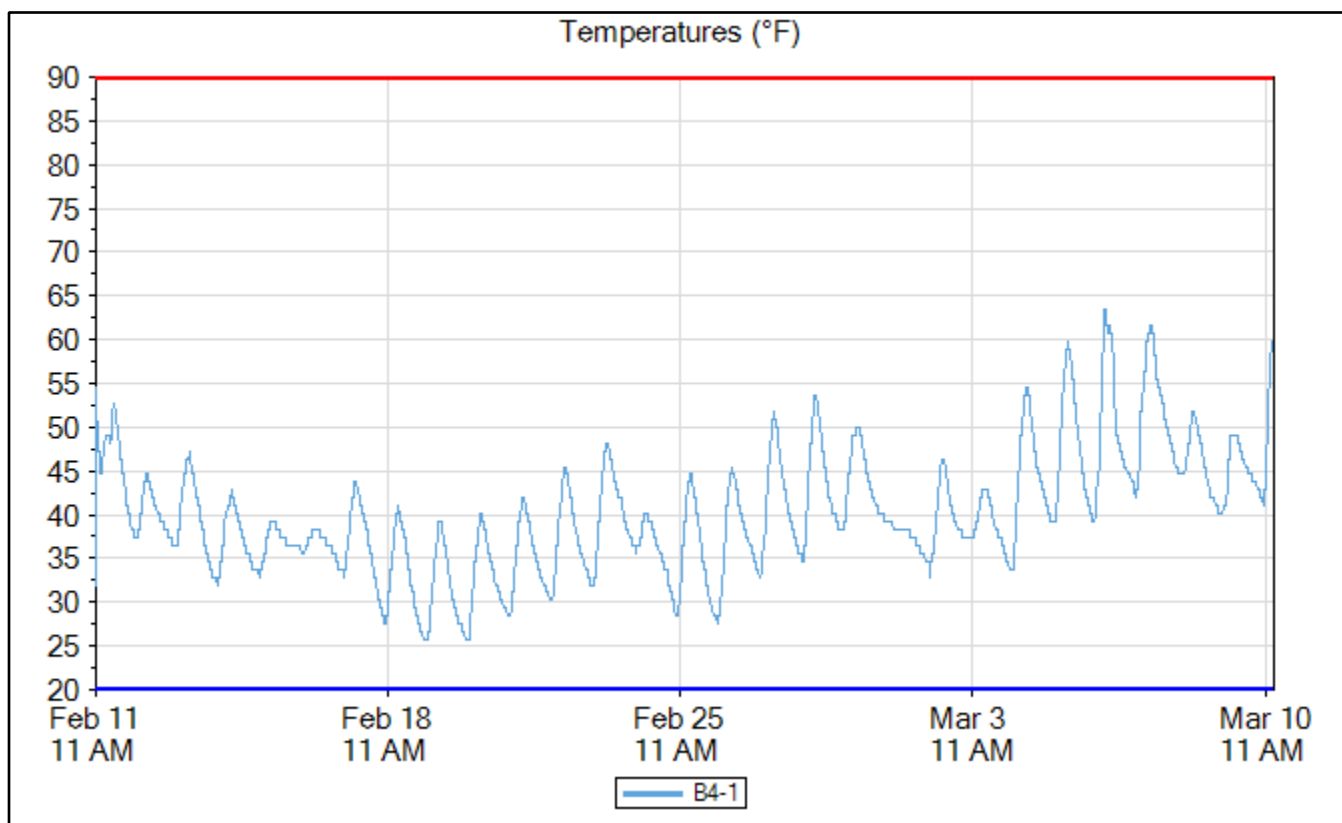


B4-1

4"x8" Reference Cylinder Data

	Time	Elapsed Time (days.hours:minutes)	Temperature (°F)
Min Temp	Feb 19, 2020 07:00 AM	7.20:00	25.7
Max Temp	Mar 06, 2020 02:30 PM	24.03:30	63.5
Download	Mar 10, 2020 03:15 PM	28.04:15	59.9

Name	B4-1
Serial Number	0000004DB879
Location	4 In Down
Depth (in)	4.0
Placement Date	Feb 11, 2020 10:50 AM
Sample Interval (minutes)	15

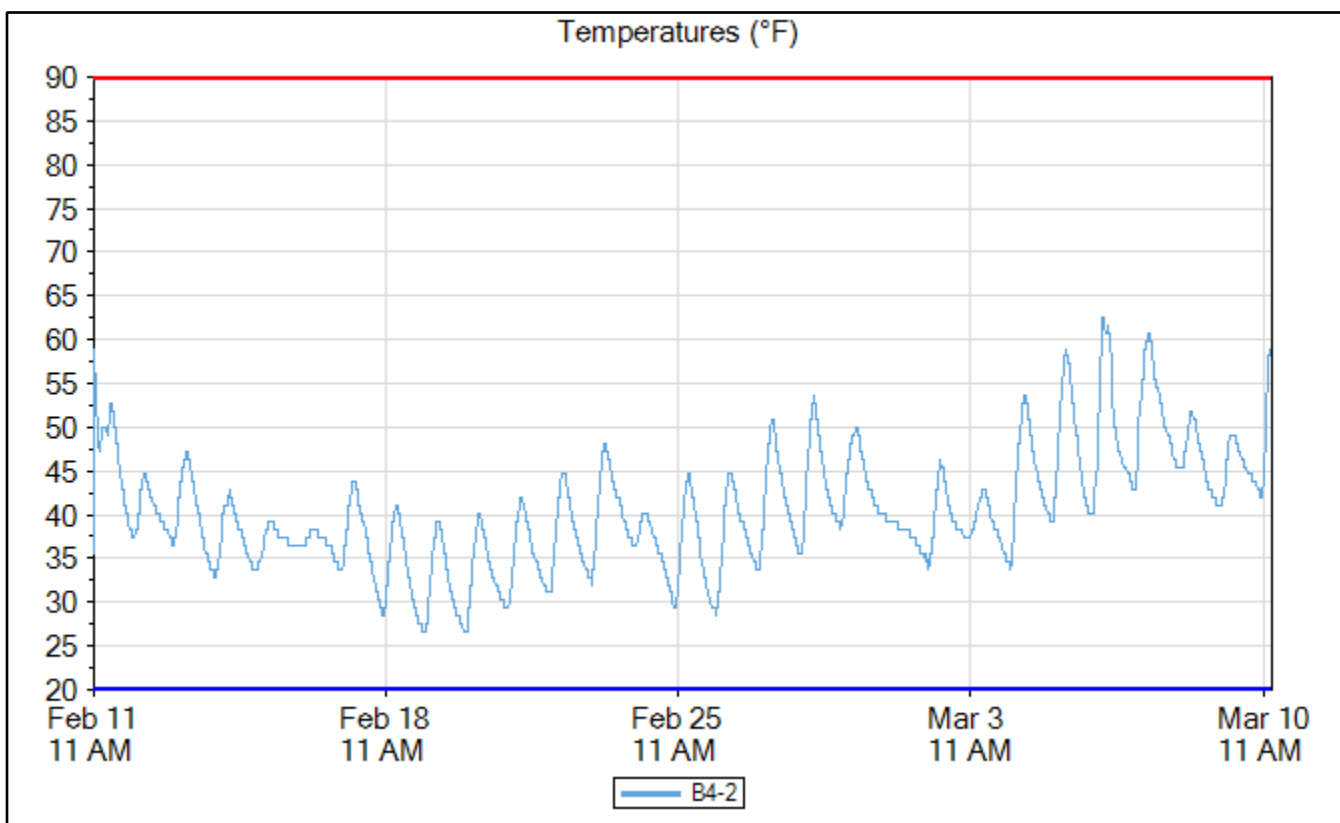


B4-2

4"x8" Reference Cylinder Data

	Time	Elapsed Time (days.hours:minutes)	Temperature (°F)
Min Temp	Feb 19, 2020 07:15 AM	7.20:15	26.6
Max Temp	Mar 06, 2020 02:30 PM	24.03:30	62.6
Download	Mar 10, 2020 03:15 PM	28.04:15	59.0

Name	B4-2
Serial Number	0000004DB72E
Location	4 In Down
Depth (in)	4.0
Placement Date	Feb 11, 2020 10:50 AM
Sample Interval (minutes)	15

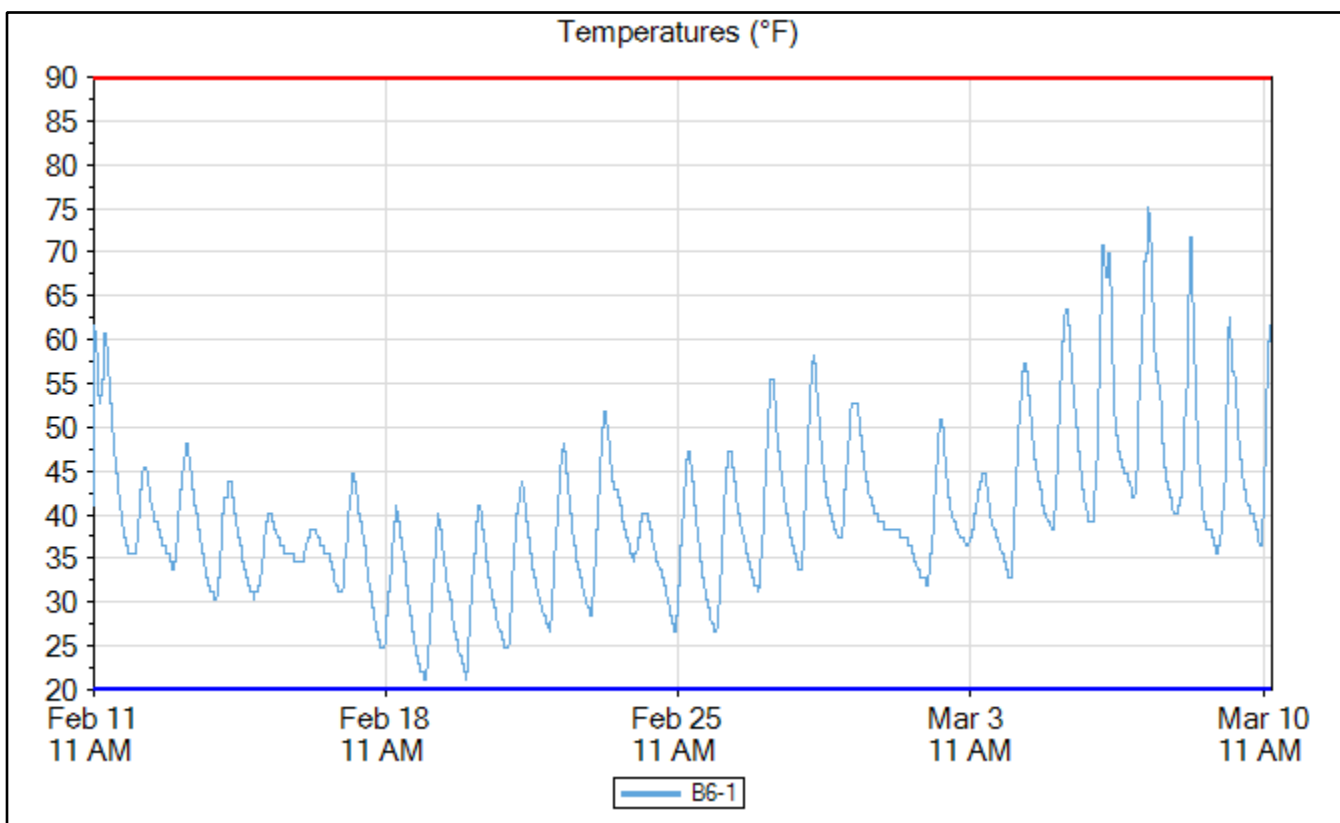


B6-1

6"x12" Reference Cylinder Data

	Time	Elapsed Time (days.hours:minutes)	Temperature (°F)
Min Temp	Feb 19, 2020 09:00 AM	7.22:00	21.2
Max Temp	Mar 07, 2020 05:15 PM	25.06:15	75.2
Download	Mar 10, 2020 03:15 PM	28.04:15	61.7

Name	B6-1
Serial Number	0000004DD6E2
Location	6 Down
Depth (in)	6.0
Placement Date	Feb 11, 2020 10:50 AM
Sample Interval (minutes)	15

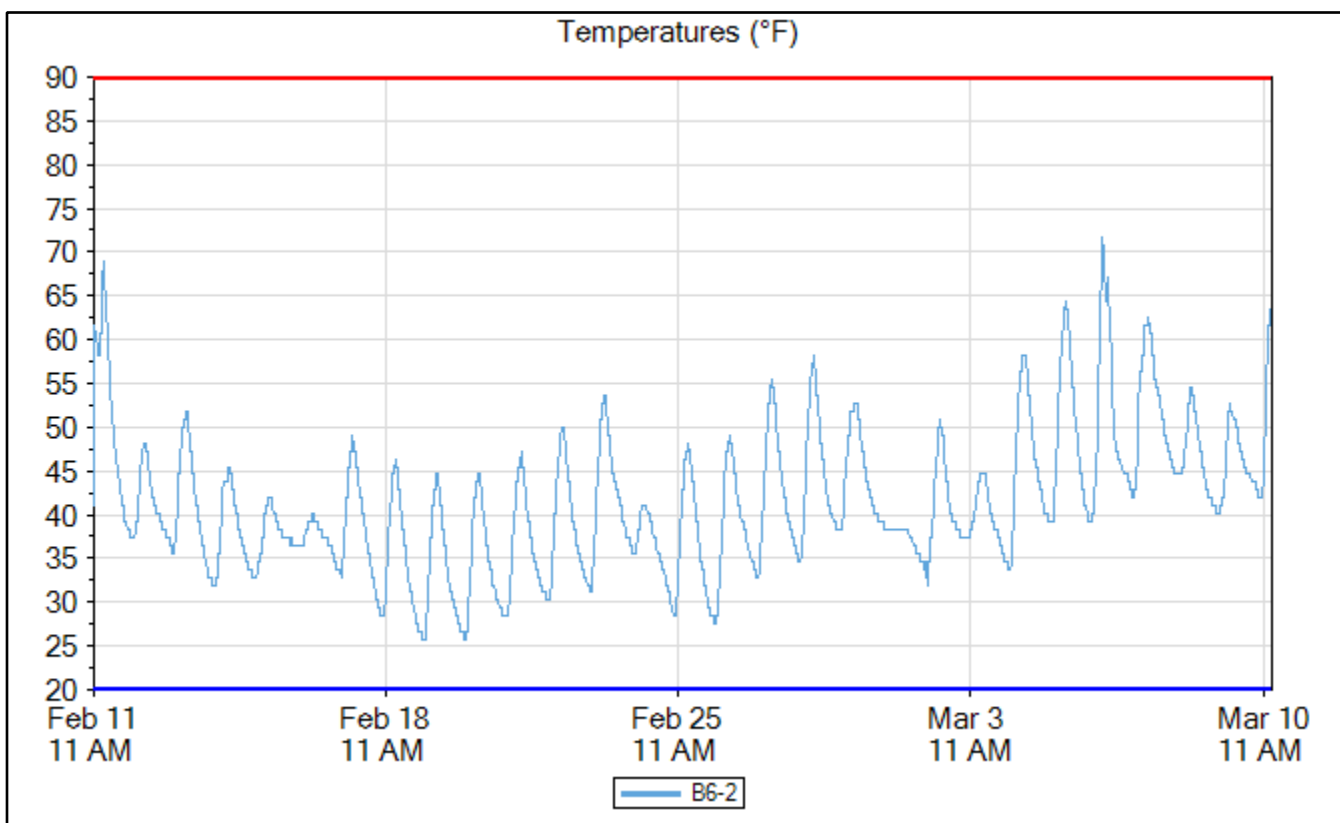


B6-2

6"x12" Reference Cylinder Data

	Time	Elapsed Time (days.hours:minutes)	Temperature (°F)
Min Temp	Feb 19, 2020 07:30 AM	7.20:30	25.7
Max Temp	Mar 06, 2020 02:30 PM	24.03:30	71.6
Download	Mar 10, 2020 03:15 PM	28.04:15	63.5

Name	B6-2
Serial Number	0000004DAC64
Location	
Depth (in)	4.0
Placement Date	Feb 11, 2020 10:50 AM
Sample Interval (minutes)	15

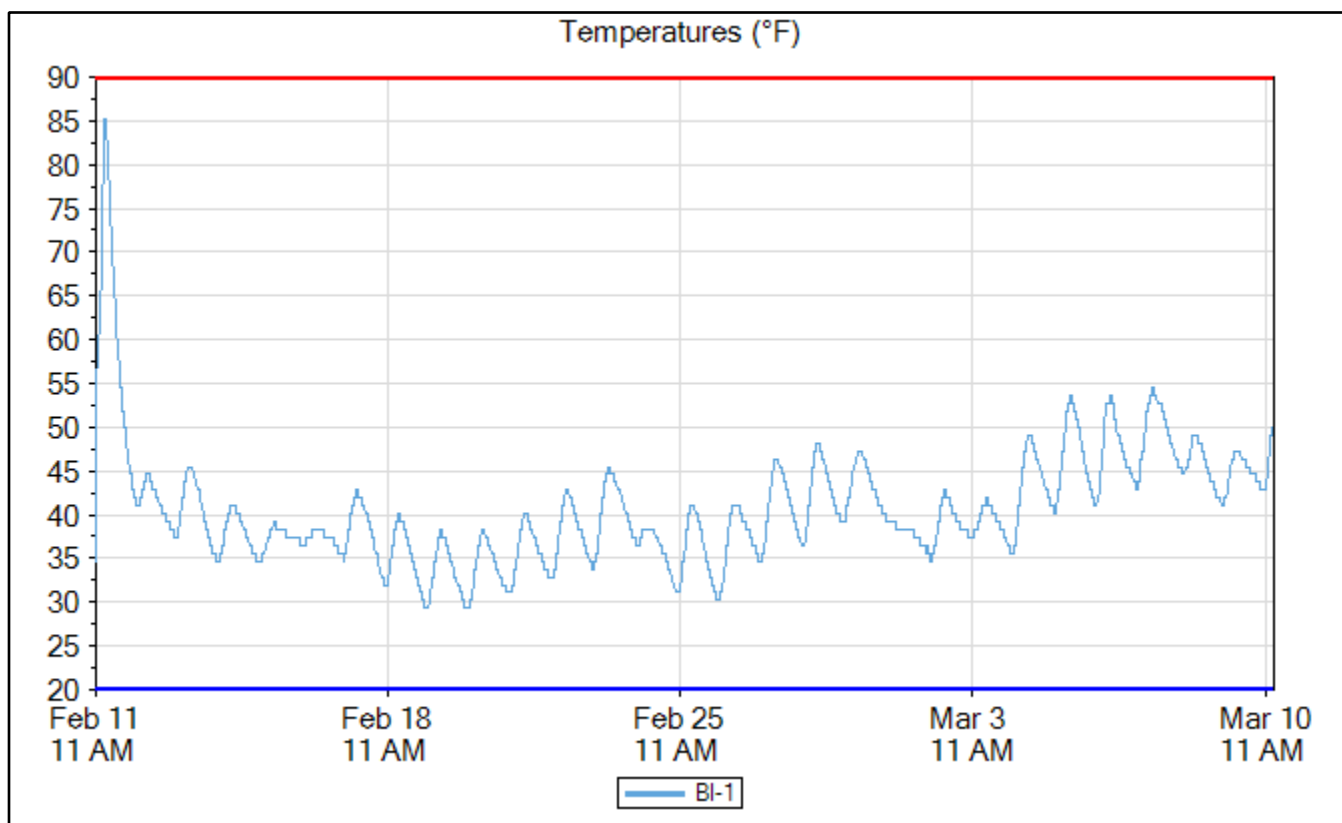


Insulated 4"x8" Reference Cylinder Data

BI-1

	Time	Elapsed Time (days.hours:minutes)	Temperature (°F)
Min Temp	Feb 19, 2020 08:00 AM	7.21:00	29.3
Max Temp	Feb 11, 2020 04:00 PM	05:00	85.1
Download	Mar 10, 2020 03:15 PM	28.04:15	50.0

Name	BI-1
Serial Number	0000004DD3A1
Location	4 In Down
Depth (in)	4.0
Placement Date	Feb 11, 2020 10:50 AM
Sample Interval (minutes)	15

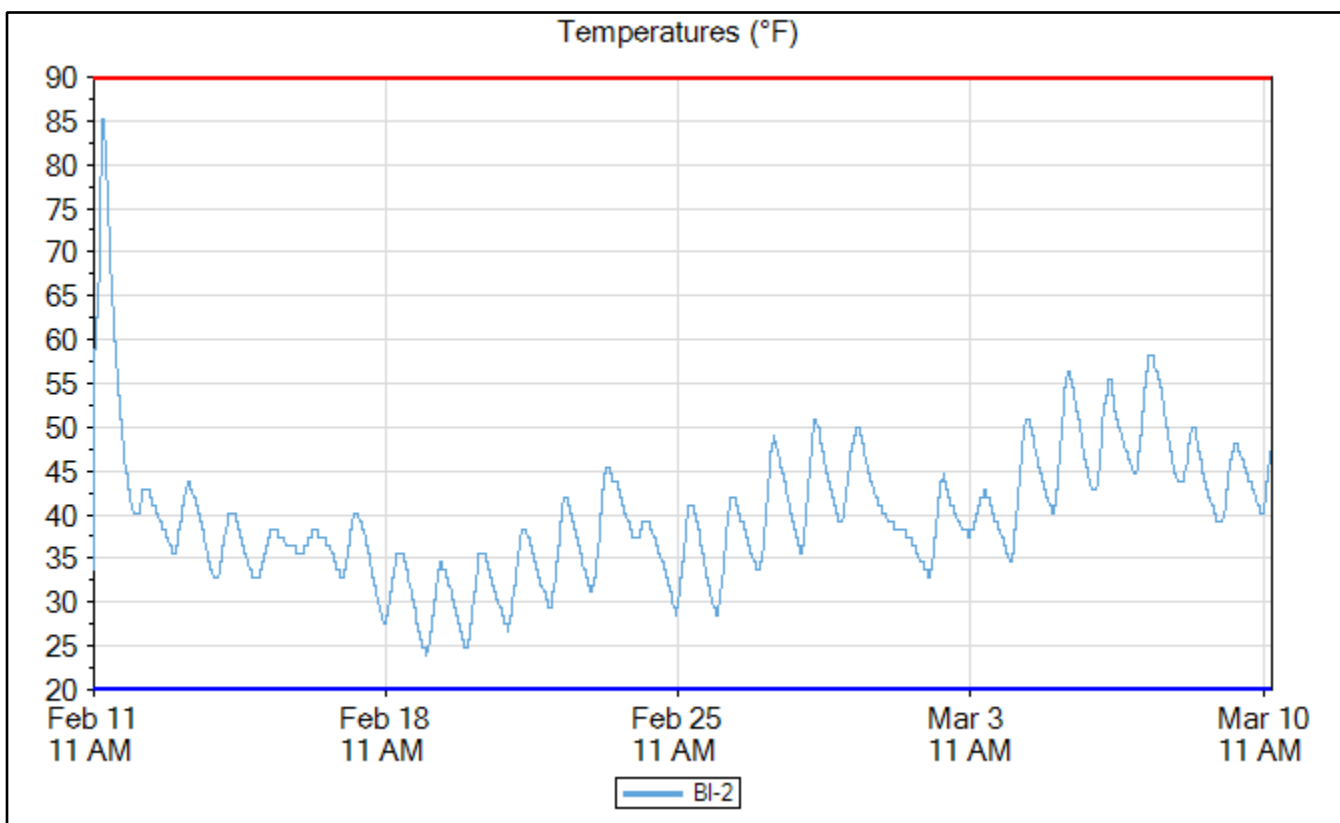


BI-2

Insulated 4"x8" Reference Cylinder Data

	Time	Elapsed Time (days.hours:minutes)	Temperature (°F)
Min Temp	Feb 19, 2020 09:45 AM	7.22:45	23.9
Max Temp	Feb 11, 2020 04:00 PM	05:00	85.1
Download	Mar 10, 2020 03:15 PM	28.04:15	47.3

Name	BI-2
Serial Number	0000004DD96D
Location	4 In Down
Depth (in)	4.0
Placement Date	Feb 11, 2020 10:50 AM
Sample Interval (minutes)	15



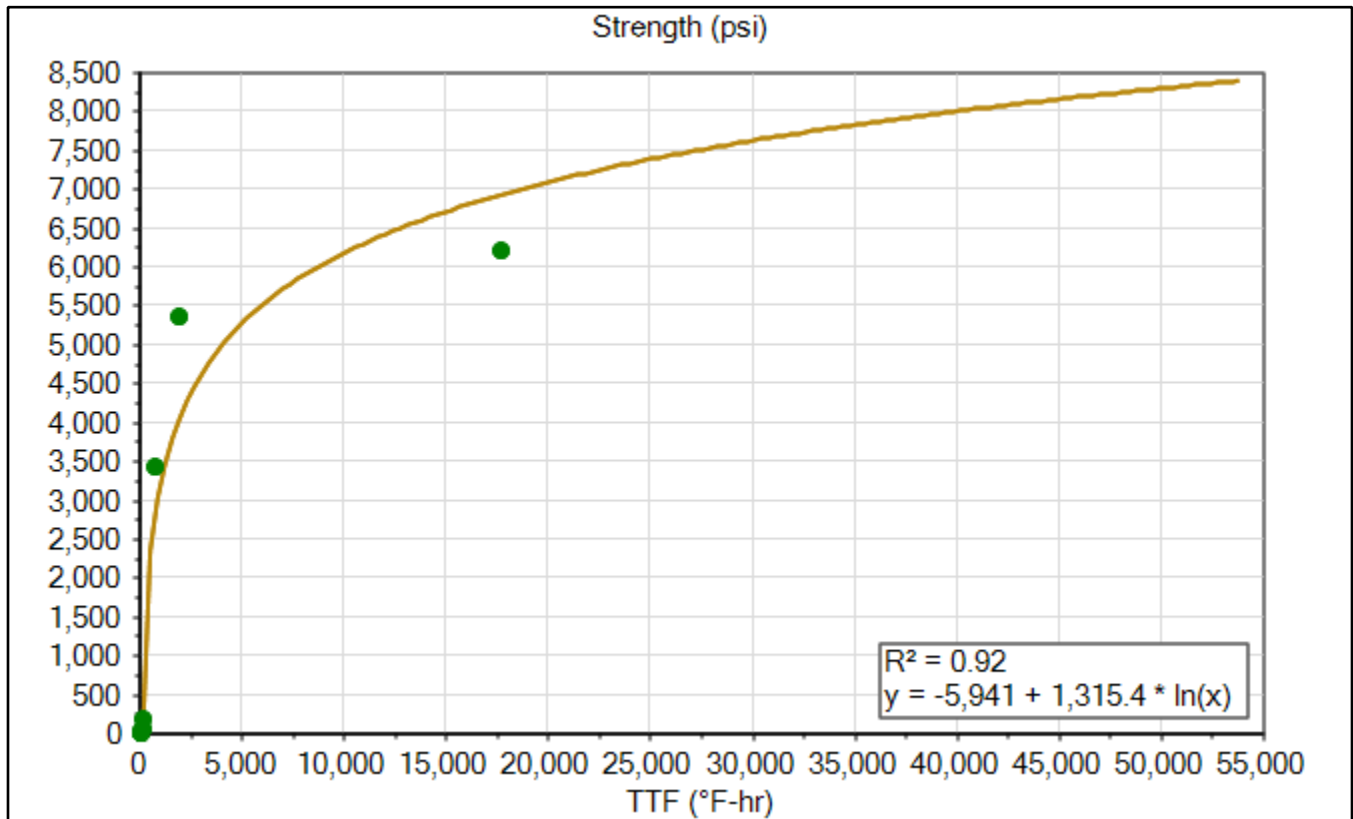
4x8 Cylinders Maturity Curve

Maturity Curve Report

Timestamp	Age (hours)	Strength (psi)	TTF (°F-hr)
Feb 11, 2020 12:23 PM	1.383333	0	58
Feb 11, 2020 12:53 PM	1.883333	0	75
Feb 11, 2020 01:23 PM	2.383333	0	92
Feb 11, 2020 02:04 PM	3.066667	33	108
Feb 11, 2020 02:28 PM	3.466667	33	124
Feb 11, 2020 03:08 PM	4.133333	55	149
Feb 11, 2020 05:00 PM	6	175	210
Feb 12, 2020 11:00 AM	24	3,423	764
Feb 14, 2020 10:55 AM	71.91666	5,349	2,003
Mar 10, 2020 11:00 AM	672	6,205	17,734

Maturity Method	Nurse-Saul
Datum Temp (°F)	14

Curve-Fit Model	Ln
Intercept (psi)	-5,941
Slope	1,315.4
Equation	$y = -5,941 + 1,315.4 * \ln(x)$
R²	0.92



Signature _____

Print _____

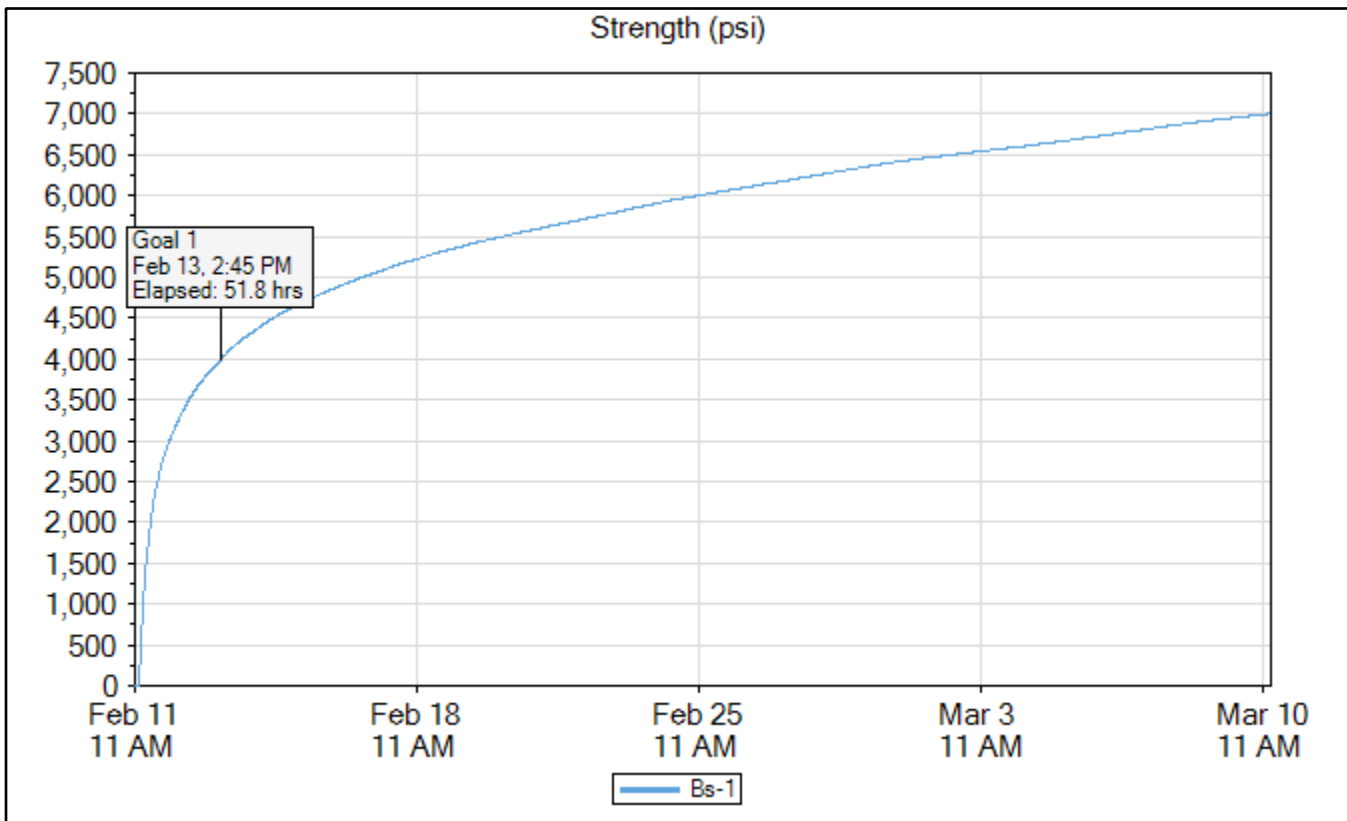
Bs-1

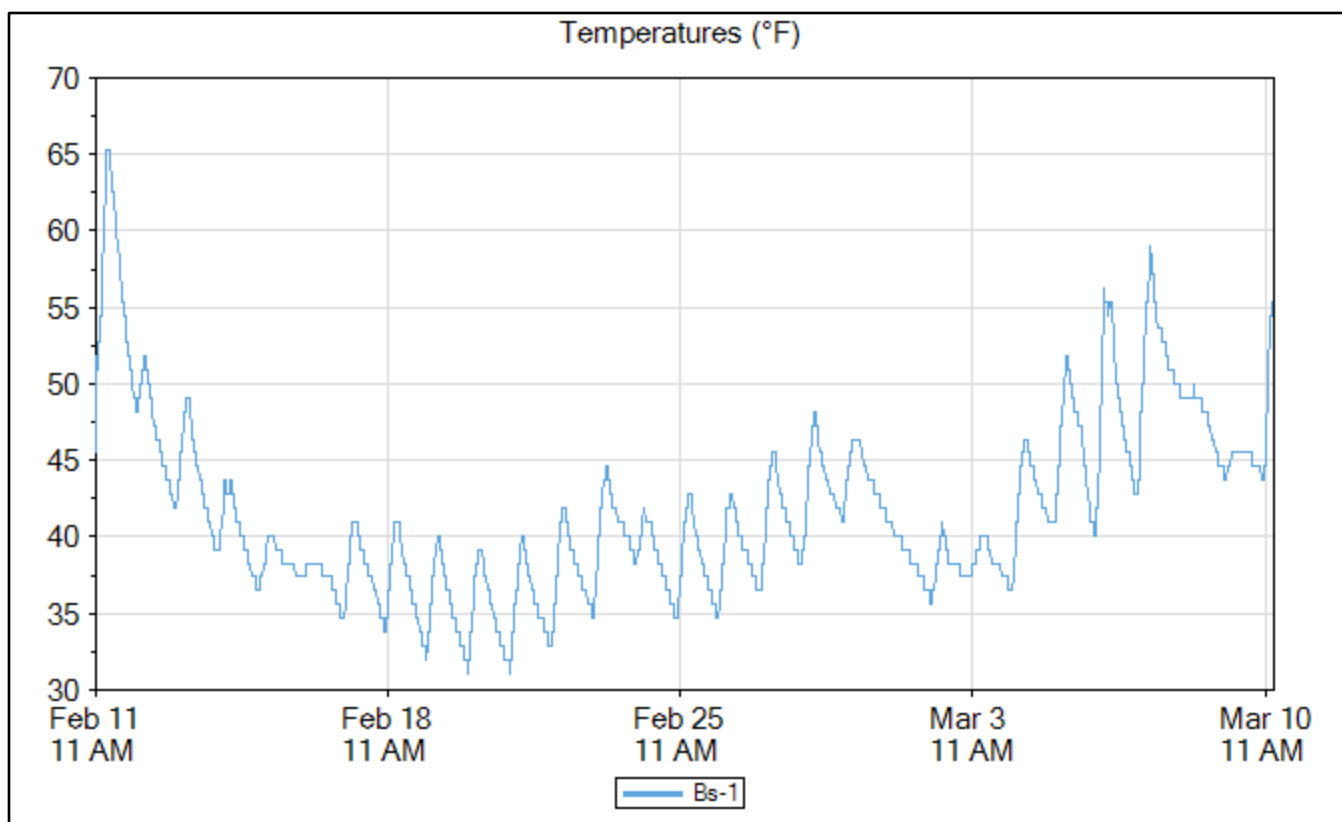
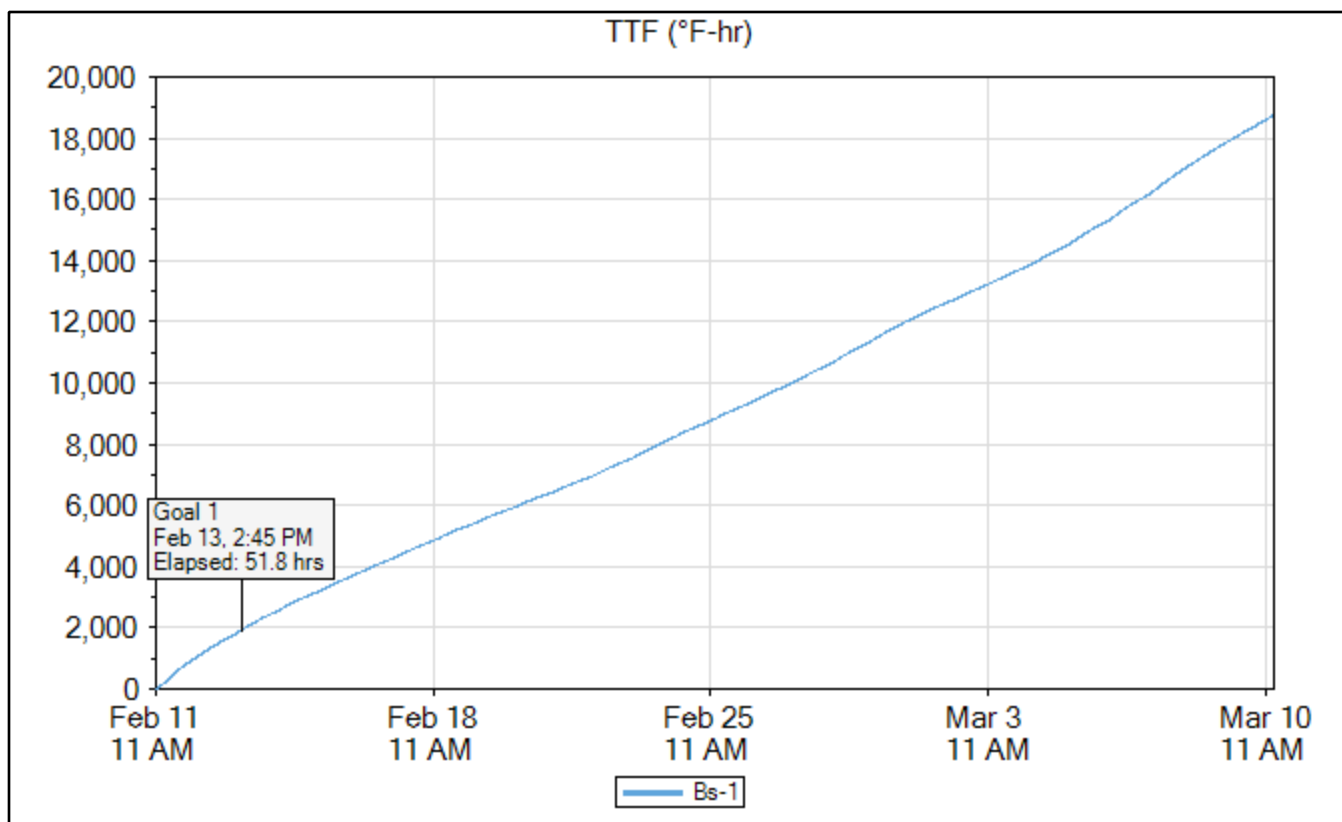
4x8 Cylinders Sensor Data

	Time	Elapsed Time (days.hours:minutes)	Temperature (°F)	TTF (°F-hr)	Strength (psi)
Goal 1	Feb 13, 2020 02:45 PM	2.03:45	49.1	1,919	4,002
Min Temp	Feb 20, 2020 09:00 AM	8.22:00	31.1	5,873	5,474
Max Temp	Feb 11, 2020 05:00 PM	06:00	65.3	254	1,343
Download	Mar 10, 2020 03:15 PM	28.04:15	55.4	18,756	7,001

Name	Bs-1
Serial Number	0000004DD5B5
Location	2 In. In On Slab
Depth (in)	4.5
Placement Date	Feb 11, 2020 10:50 AM
Sample Interval (minutes)	15

Maturity Method	Nurse-Saul
Datum Temp (°F)	14



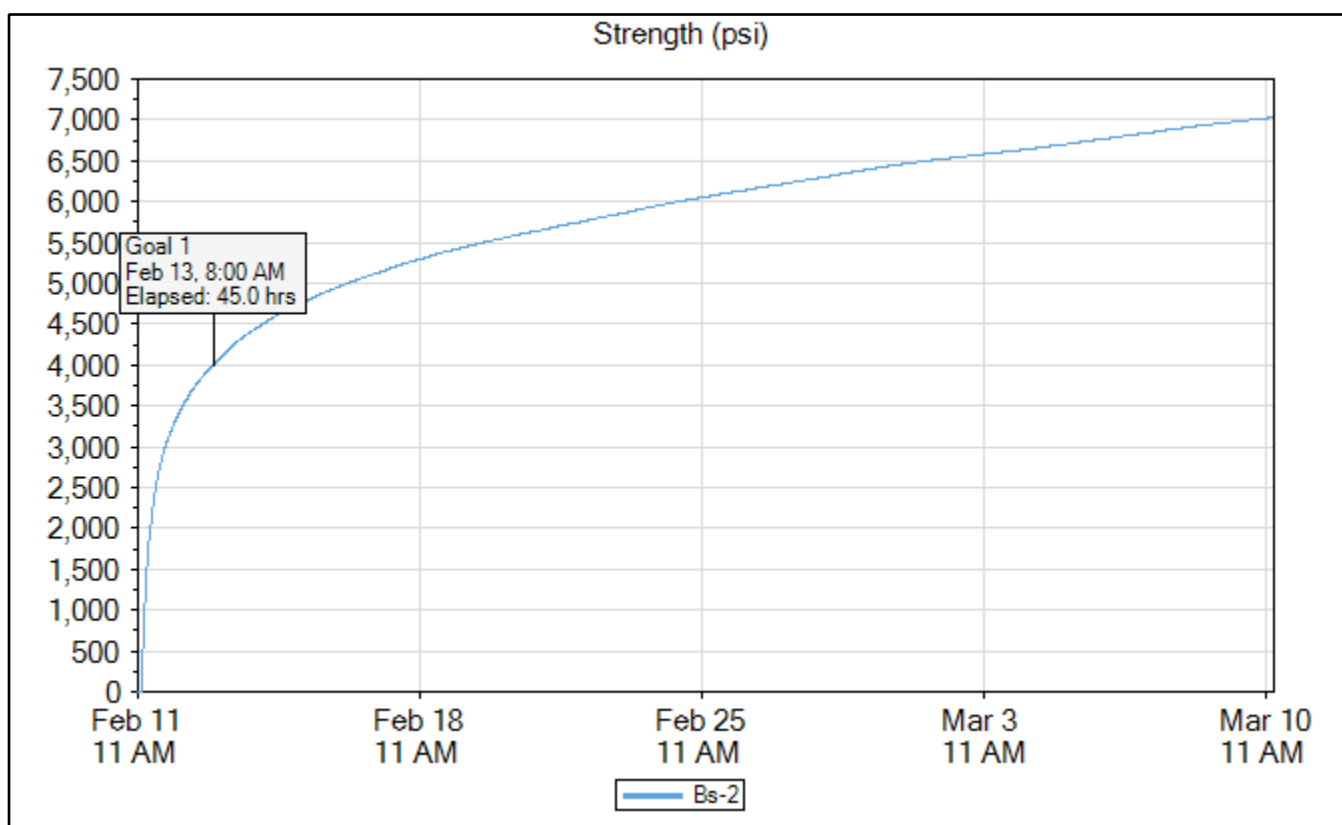


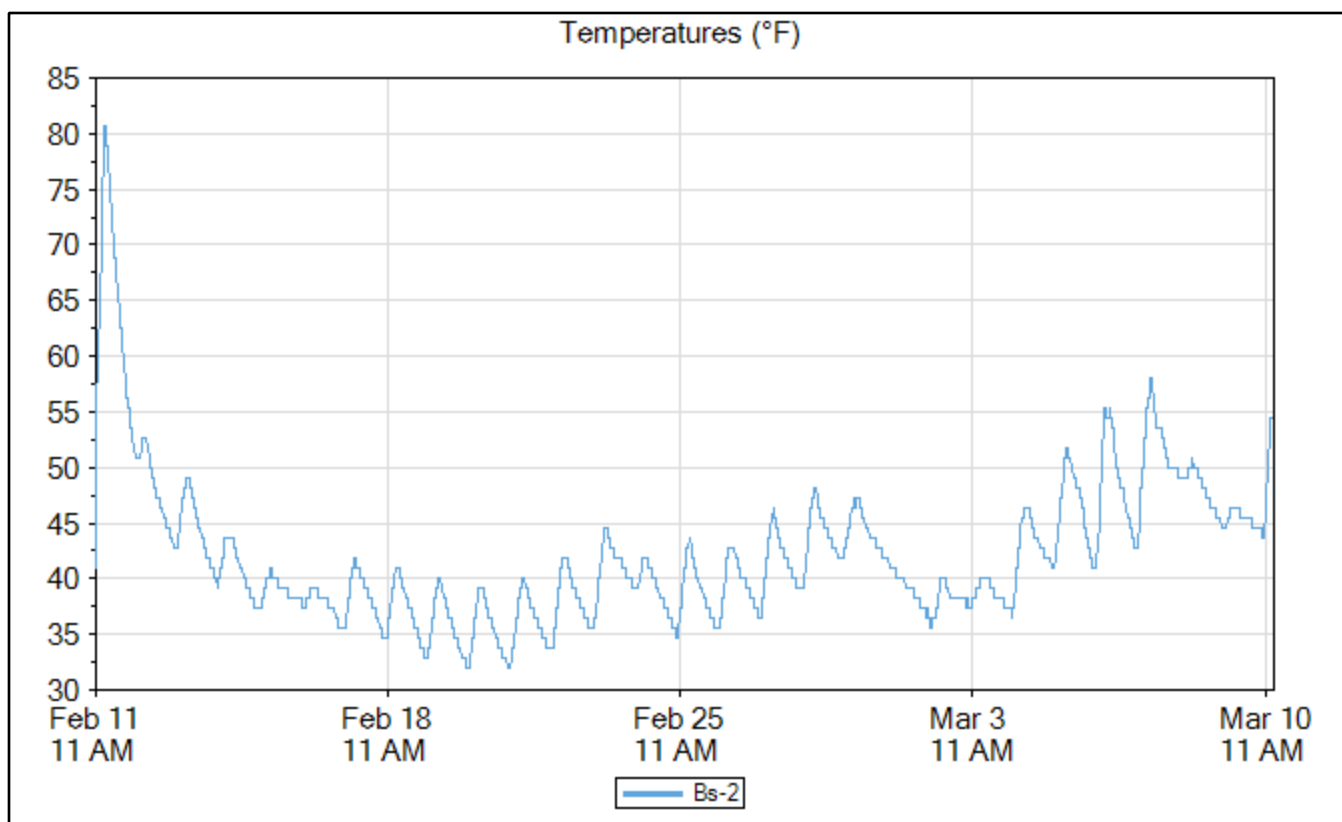
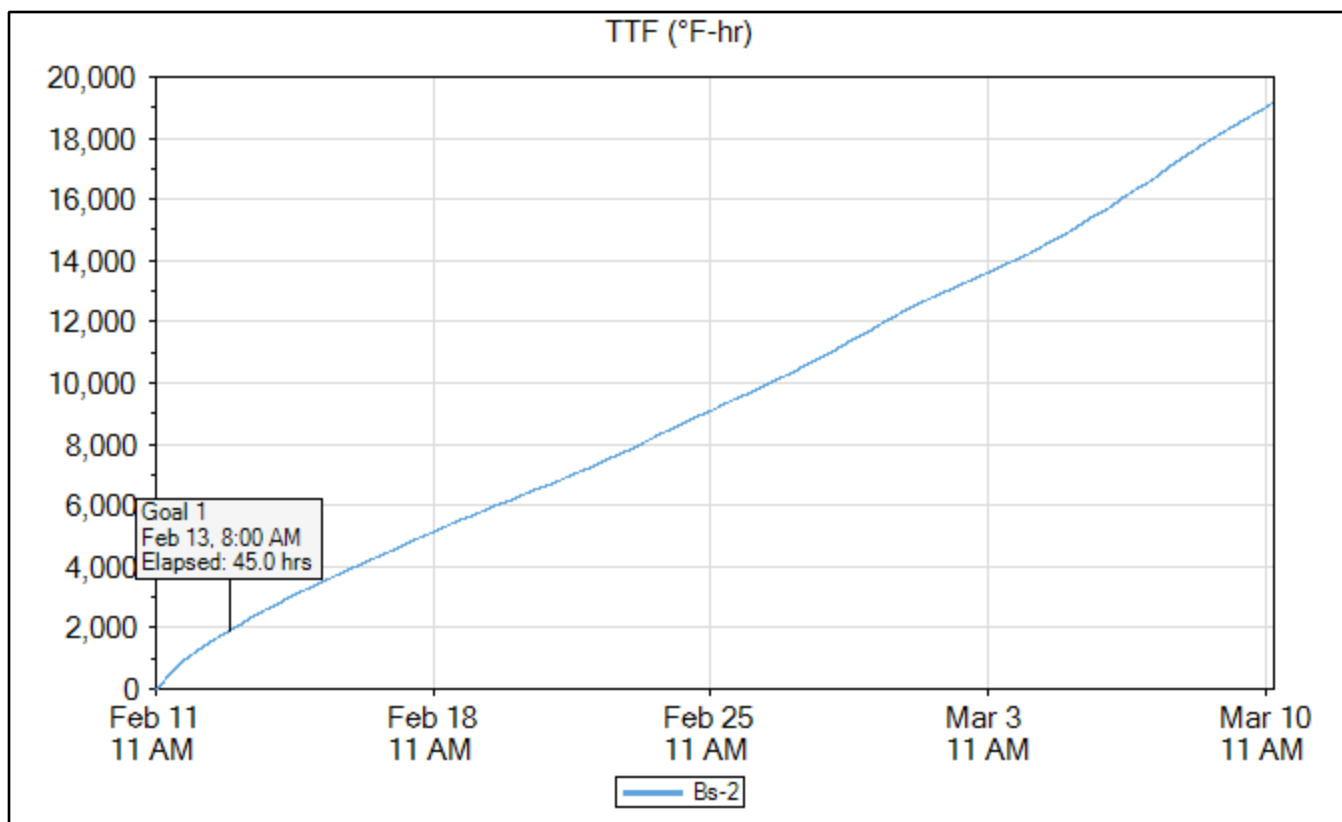
Bs-2

	Time	Elapsed Time (days.hours:minutes)	Temperature (°F)	TTF (°F-hr)	Strength (psi)
Goal 1	Feb 13, 2020 08:00 AM	1.21:00	42.8	1,919	4,003
Min Temp	Feb 20, 2020 07:30 AM	8.20:30	32.0	6,129	5,530
Max Temp	Feb 11, 2020 03:45 PM	04:45	80.6	251	1,328
Download	Mar 10, 2020 03:15 PM	28.04:15	54.5	19,161	7,030

Name	Bs-2
Serial Number	0000004DDDD2
Location	Middle
Depth (in)	4.5
Placement Date	Feb 11, 2020 10:50 AM
Sample Interval (minutes)	15

Maturity Method	Nurse-Saul
Datum Temp (°F)	14



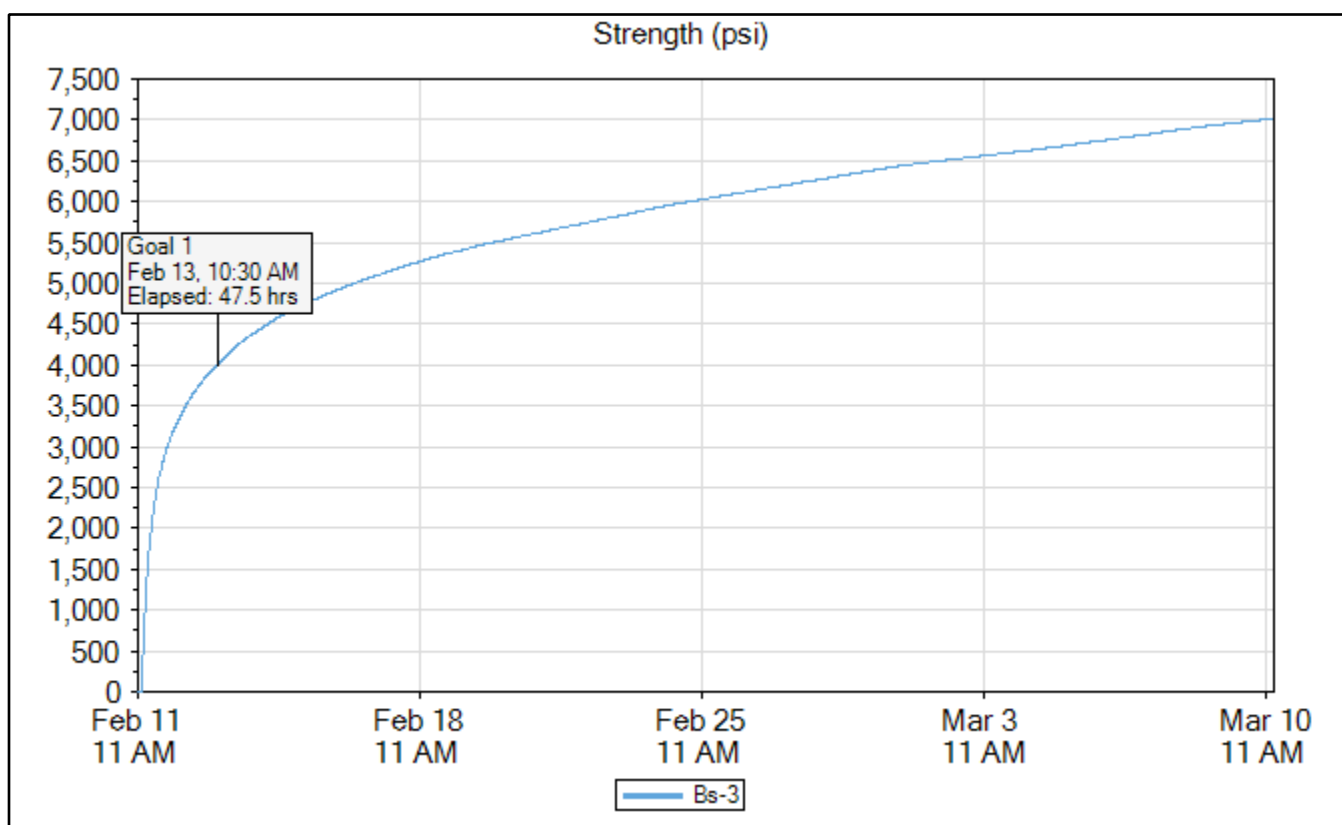


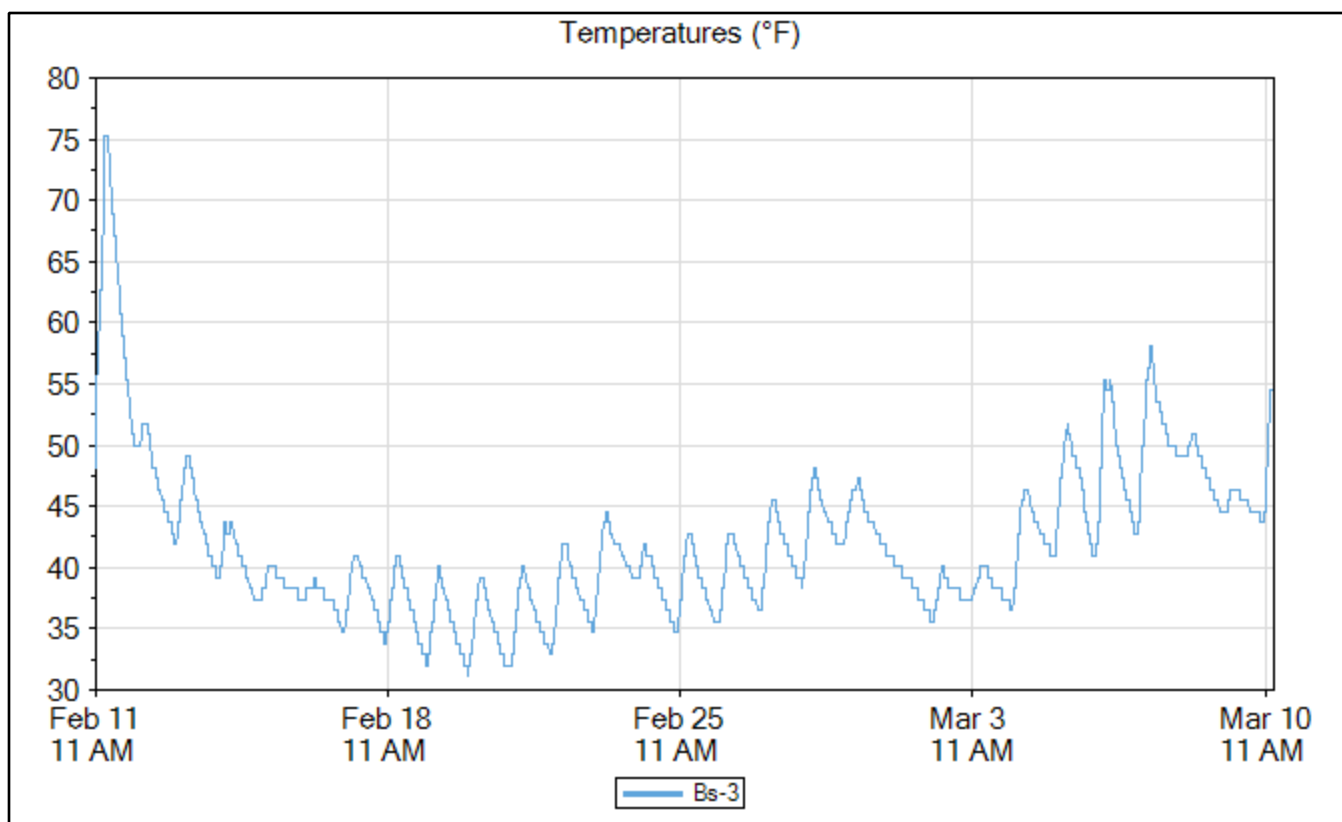
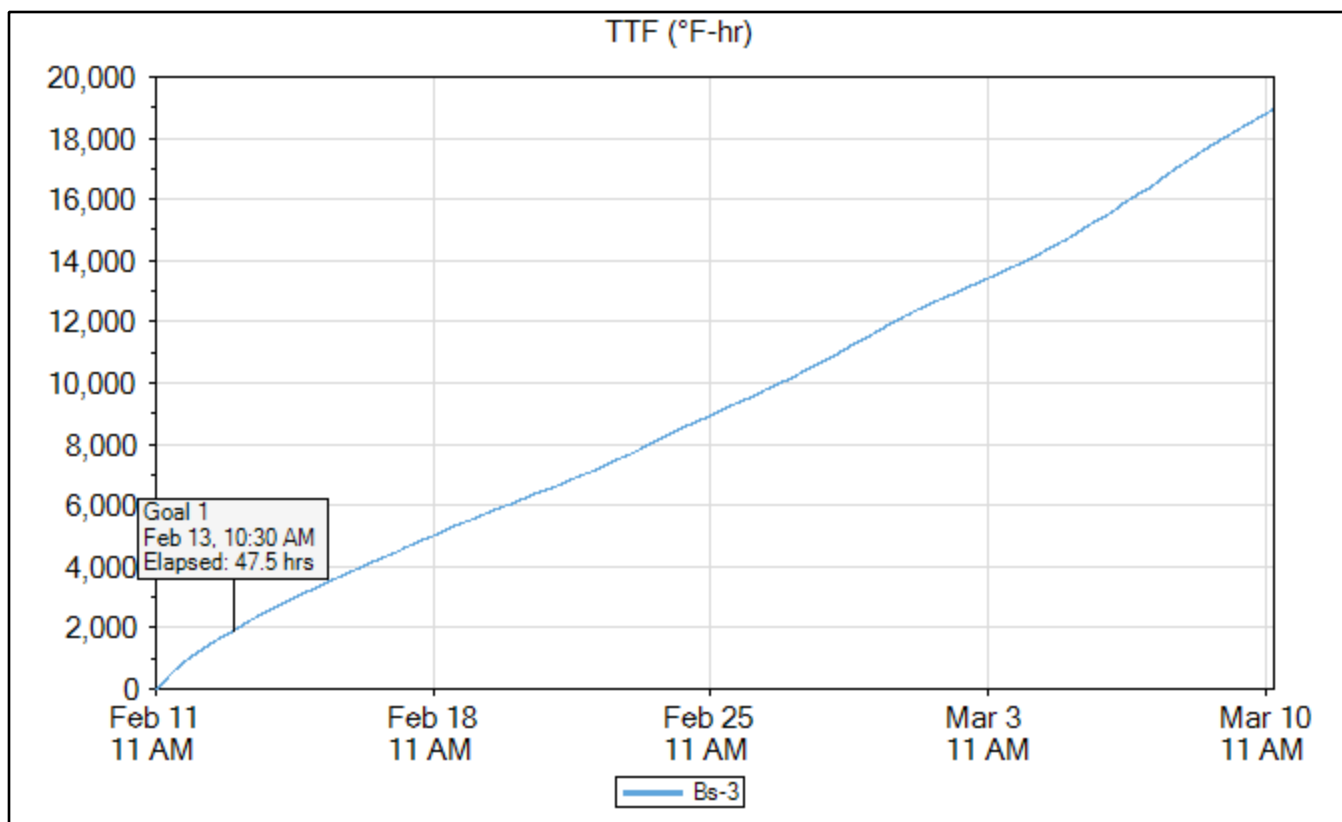
Bs-3

	Time	Elapsed Time (days.hours:minutes)	Temperature (°F)	TTF (°F-hr)	Strength (psi)
Goal 1	Feb 13, 2020 10:30 AM	1.23:30	43.7	1,918	4,002
Min Temp	Feb 20, 2020 08:45 AM	8.21:45	31.1	6,023	5,507
Max Temp	Feb 11, 2020 04:00 PM	05:00	75.2	244	1,288
Download	Mar 10, 2020 03:15 PM	28.04:15	54.5	18,954	7,015

Name	Bs-3
Serial Number	0000004DDC24
Location	6 In From Edge
Depth (in)	4.5
Placement Date	Feb 11, 2020 10:50 AM
Sample Interval (minutes)	15

Maturity Method	Nurse-Saul
Datum Temp (°F)	14





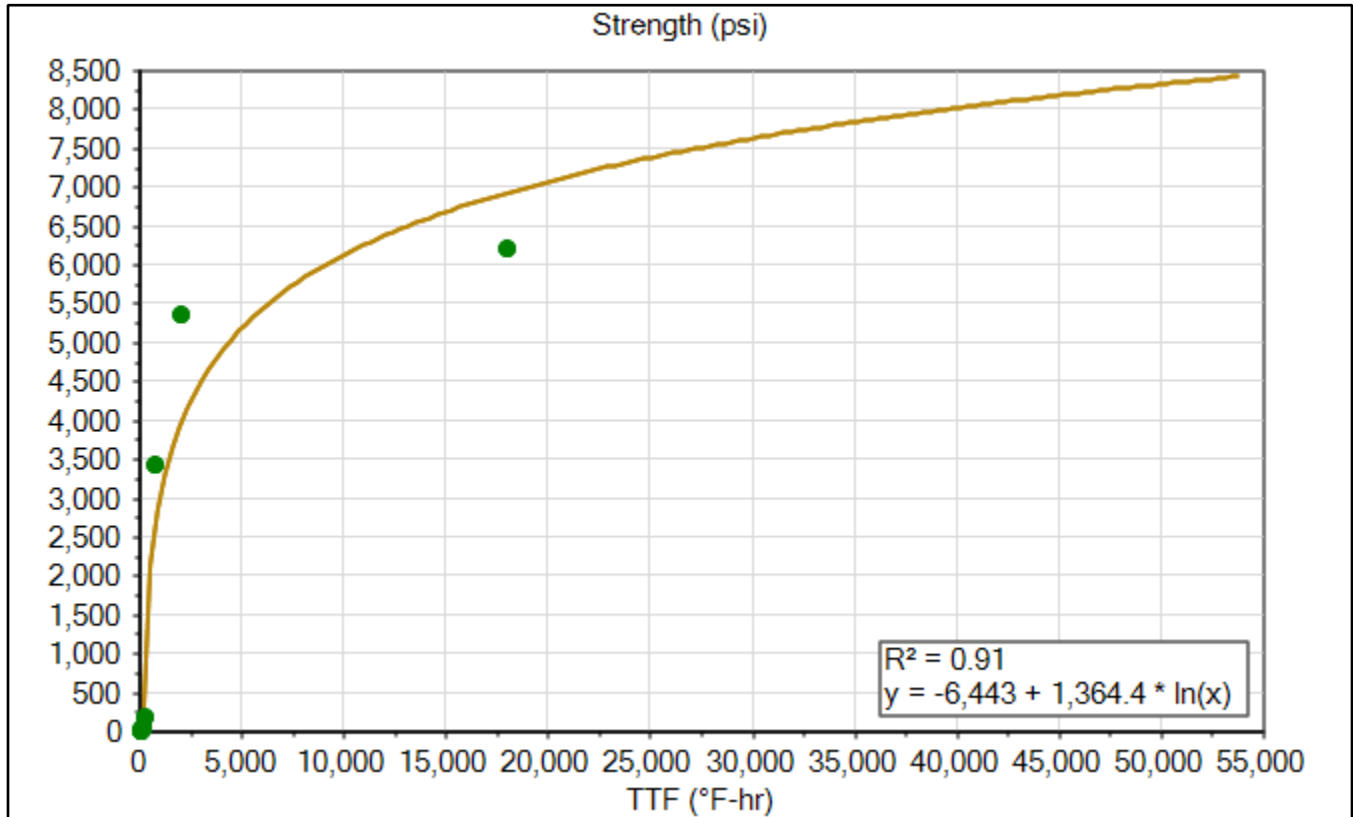
6x12 Cylinders Maturity Curve

Maturity Curve Report

Timestamp	Age (hours)	Strength (psi)	TTF (°F-hr)
Feb 11, 2020 12:22 PM	1.383333	0	70
Feb 11, 2020 12:52 PM	1.883333	0	92
Feb 11, 2020 01:22 PM	2.383333	0	113
Feb 11, 2020 02:04 PM	3.066667	33	134
Feb 11, 2020 02:28 PM	3.466667	33	155
Feb 11, 2020 03:08 PM	4.133333	55	187
Feb 11, 2020 05:00 PM	6	175	270
Feb 12, 2020 11:00 AM	24	3,423	826
Feb 14, 2020 10:54 AM	71.91666	5,349	2,060
Mar 10, 2020 11:00 AM	672	6,205	18,022

Maturity Method	Nurse-Saul
Datum Temp (°F)	14

Curve-Fit Model	Ln
Intercept (psi)	-6,443
Slope	1,364.4
Equation	$y = -6,443 + 1,364.4 * \ln(x)$
R²	0.91



Signature _____

Print _____

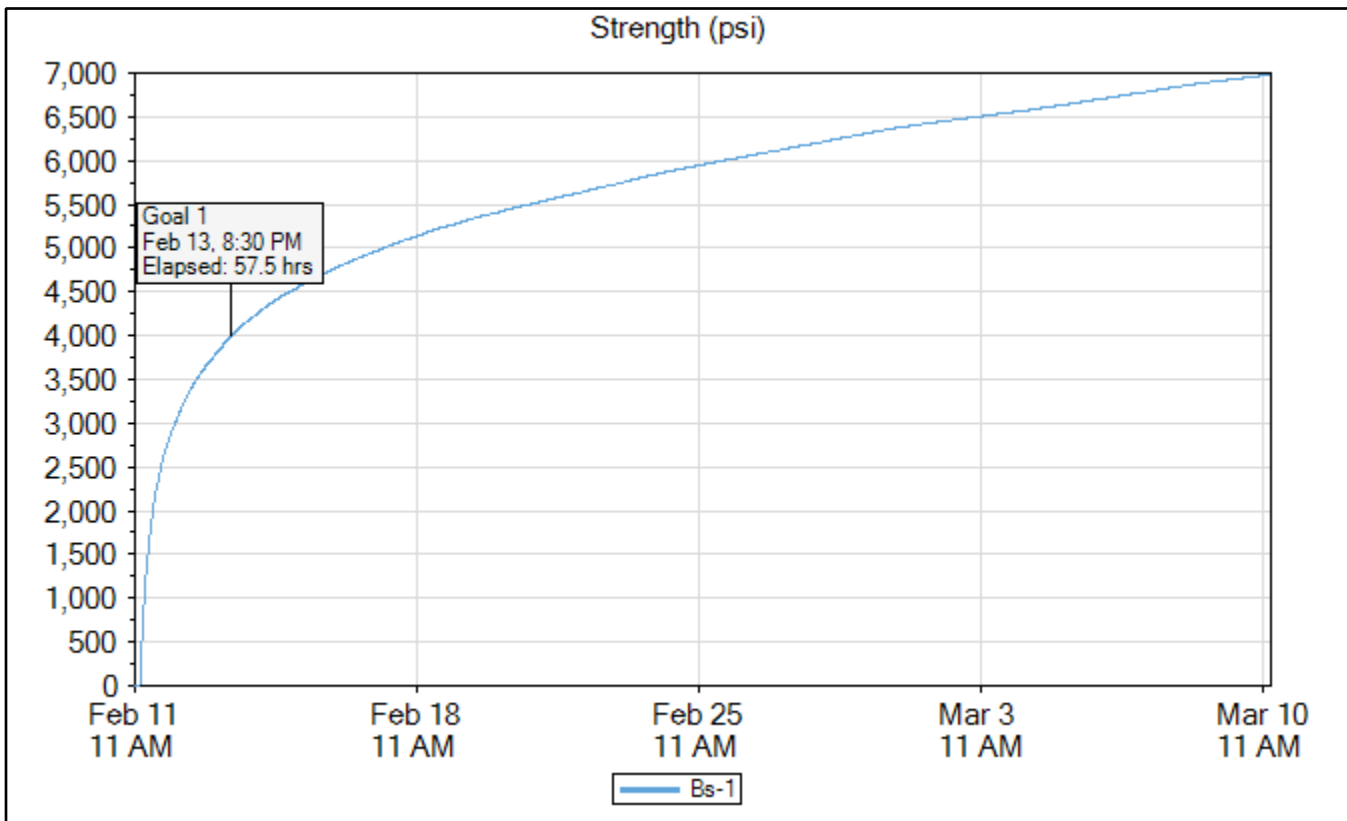
Bs-1

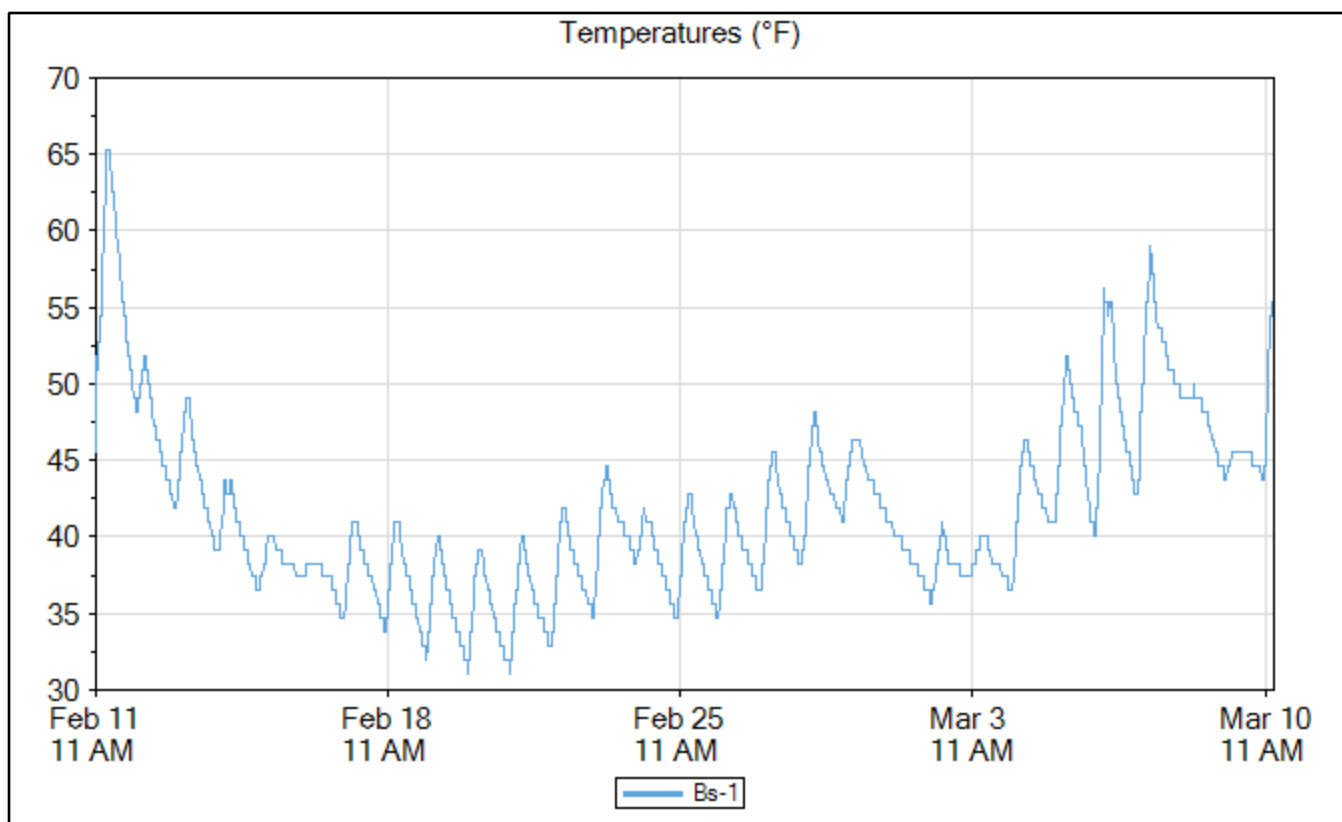
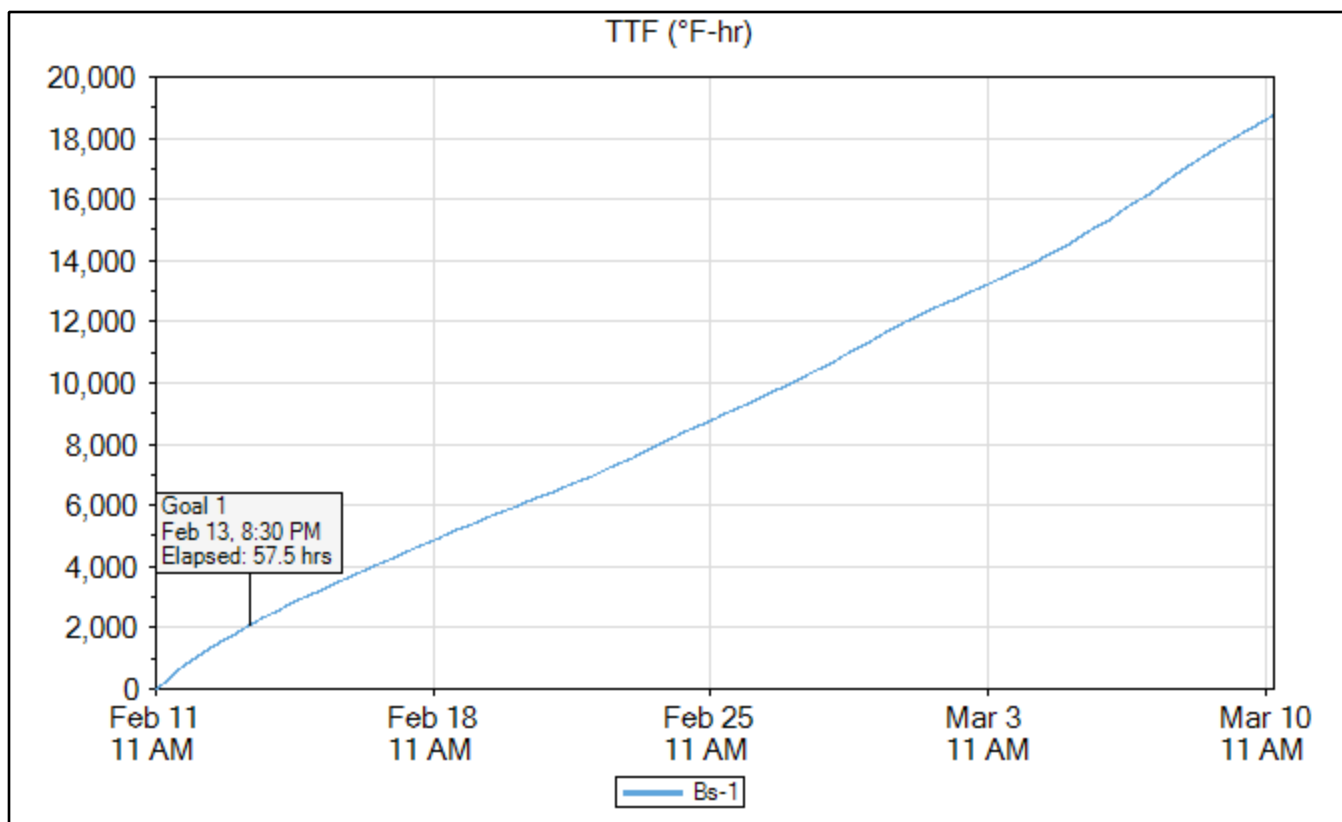
6x12 Cylinders Sensor Data

	Time	Elapsed Time (days.hours:minutes)	Temperature (°F)	TTF (°F-hr)	Strength (psi)
Goal 1	Feb 13, 2020 08:30 PM	2.09:30	45.5	2,111	4,002
Min Temp	Feb 20, 2020 09:00 AM	8.22:00	31.1	5,873	5,398
Max Temp	Feb 11, 2020 05:00 PM	06:00	65.3	254	1,112
Download	Mar 10, 2020 03:15 PM	28.04:15	55.4	18,756	6,982

Name	Bs-1
Serial Number	0000004DD5B5
Location	2 In. In On Slab
Depth (in)	4.5
Placement Date	Feb 11, 2020 10:50 AM
Sample Interval (minutes)	15

Maturity Method	Nurse-Saul
Datum Temp (°F)	14



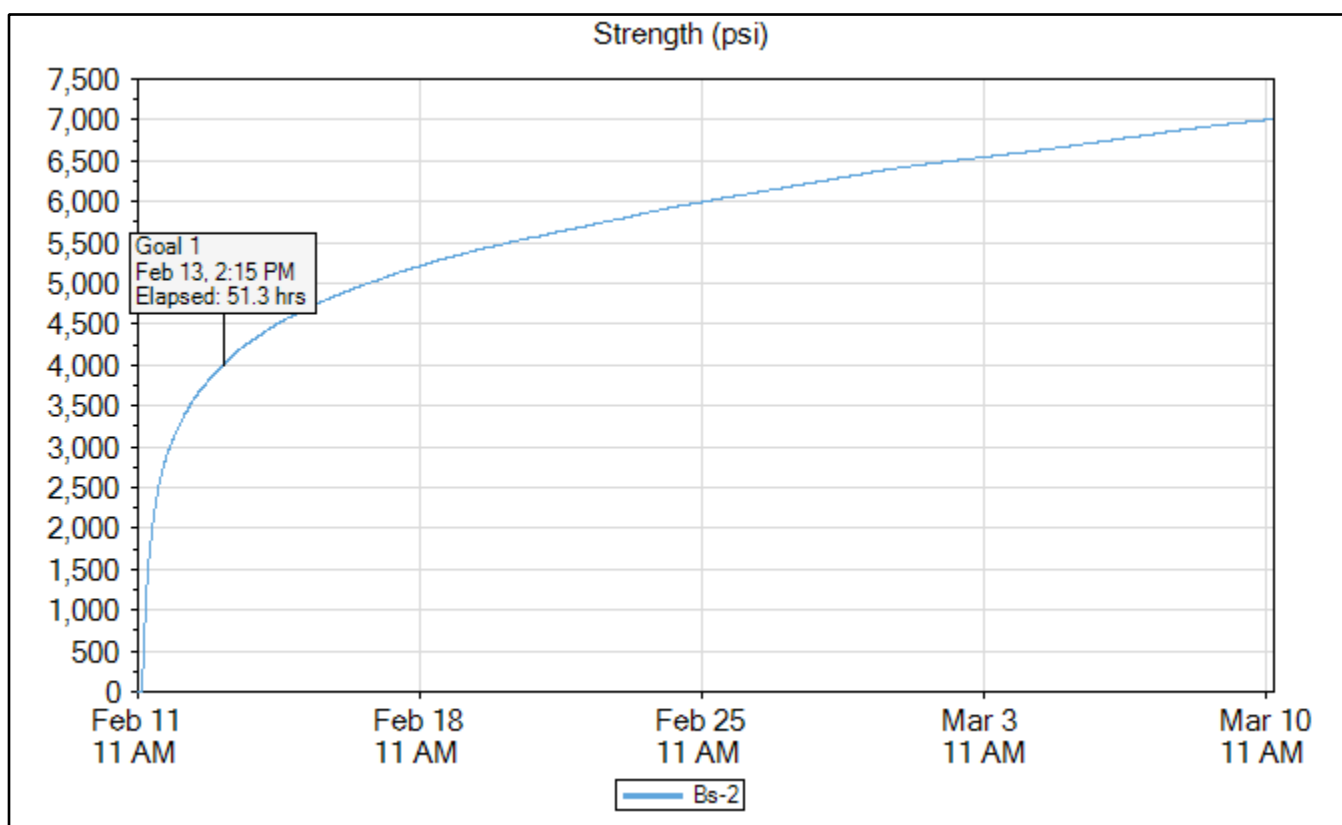


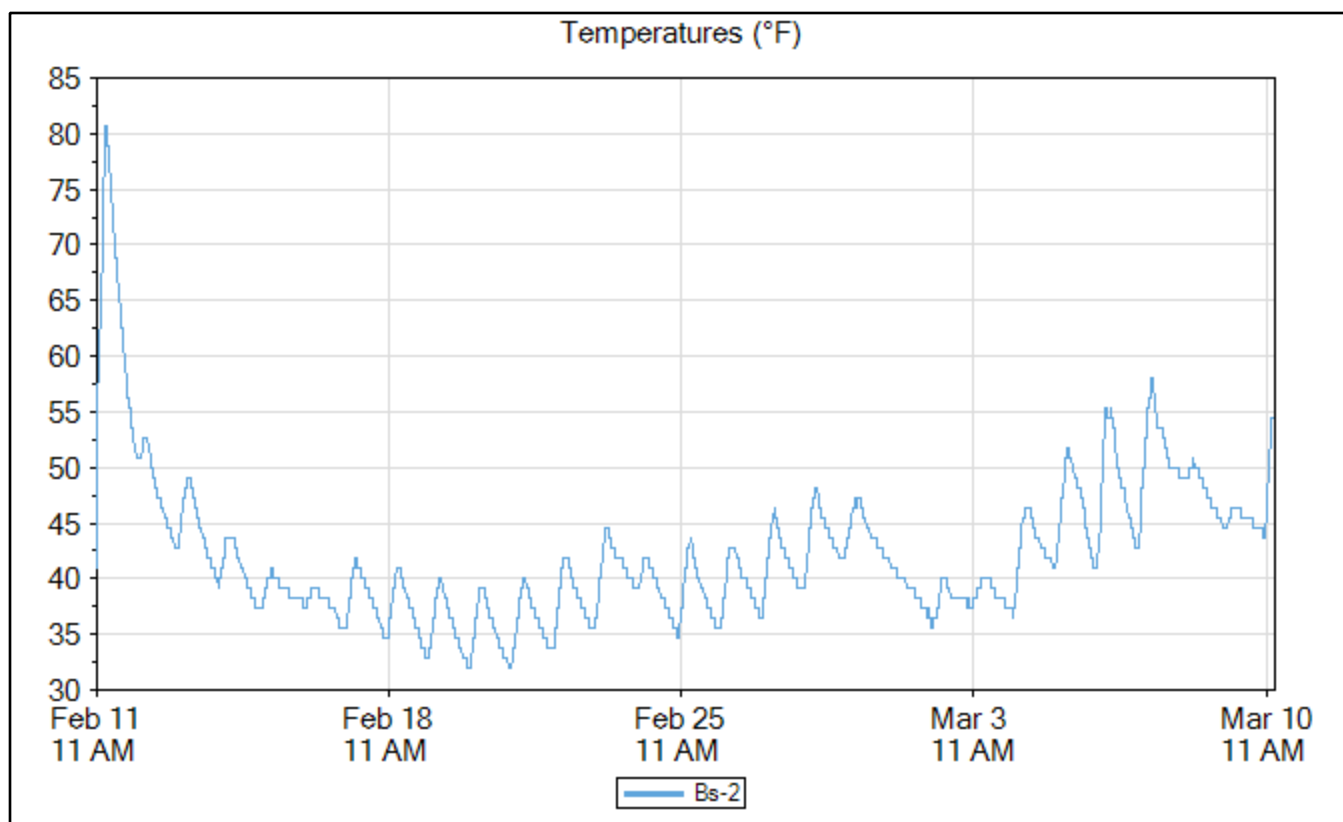
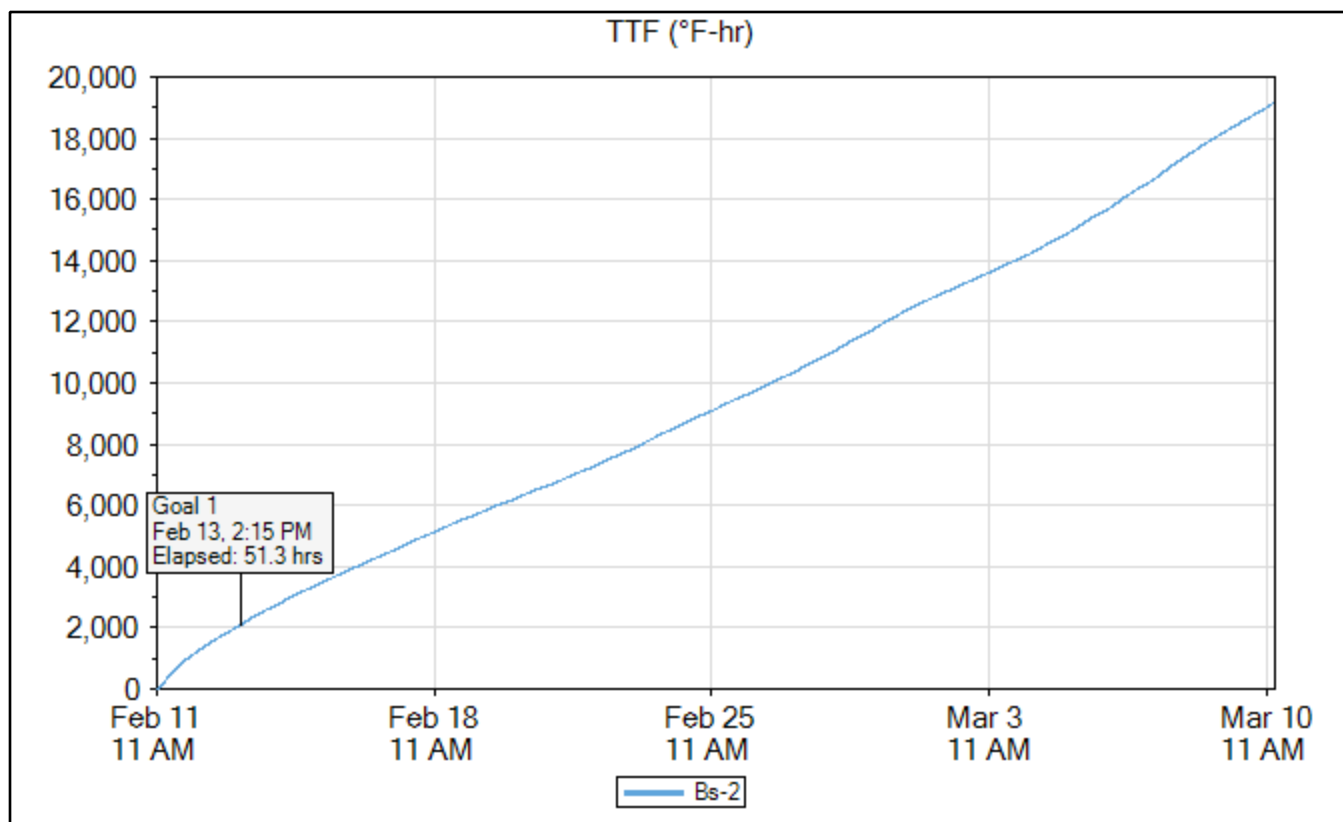
Bs-2

	Time	Elapsed Time (days.hours:minutes)	Temperature (°F)	TTF (°F-hr)	Strength (psi)
Goal 1	Feb 13, 2020 02:15 PM	2.03:15	48.2	2,114	4,004
Min Temp	Feb 20, 2020 07:30 AM	8.20:30	32.0	6,129	5,456
Max Temp	Feb 11, 2020 03:45 PM	04:45	80.6	251	1,097
Download	Mar 10, 2020 03:15 PM	28.04:15	54.5	19,161	7,011

Name	Bs-2
Serial Number	0000004DDDD2
Location	Middle
Depth (in)	4.5
Placement Date	Feb 11, 2020 10:50 AM
Sample Interval (minutes)	15

Maturity Method	Nurse-Saul
Datum Temp (°F)	14



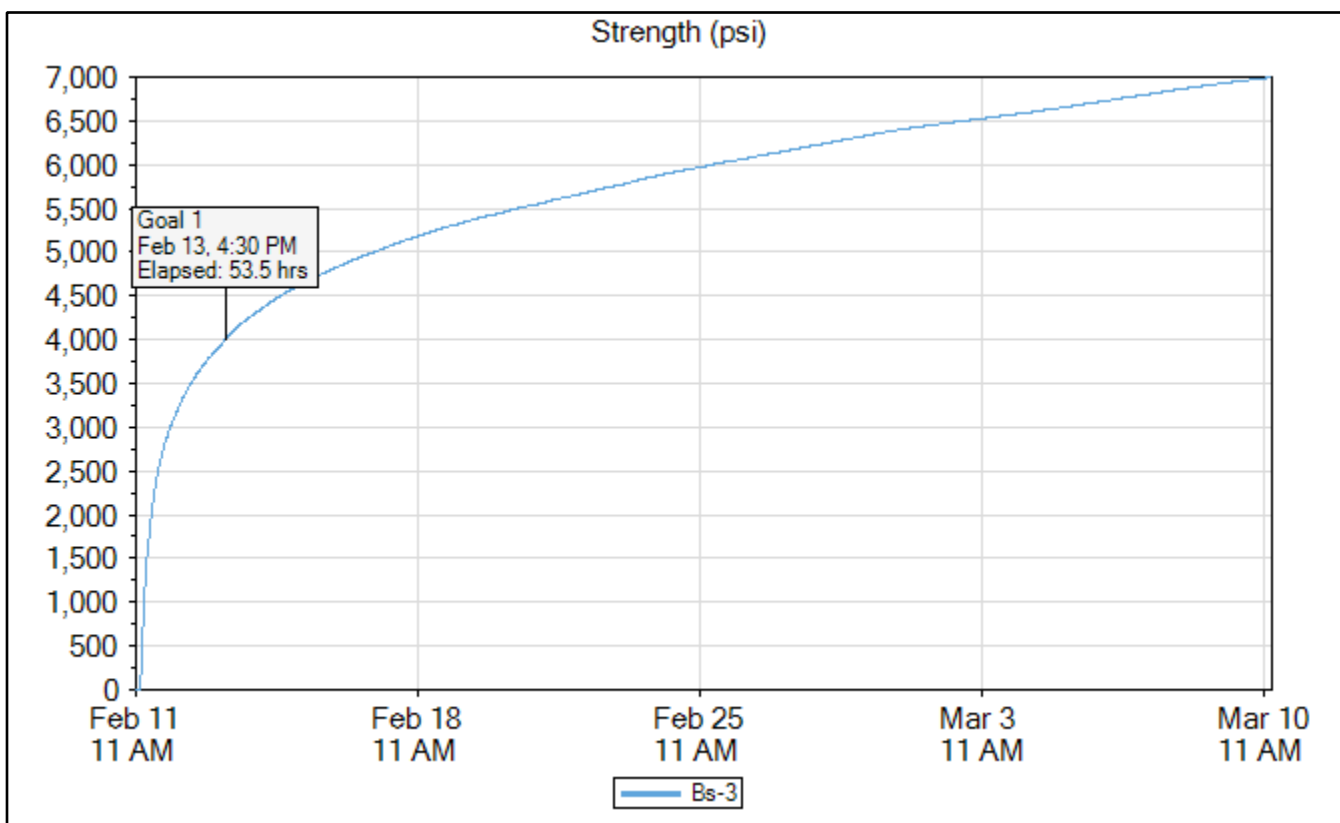


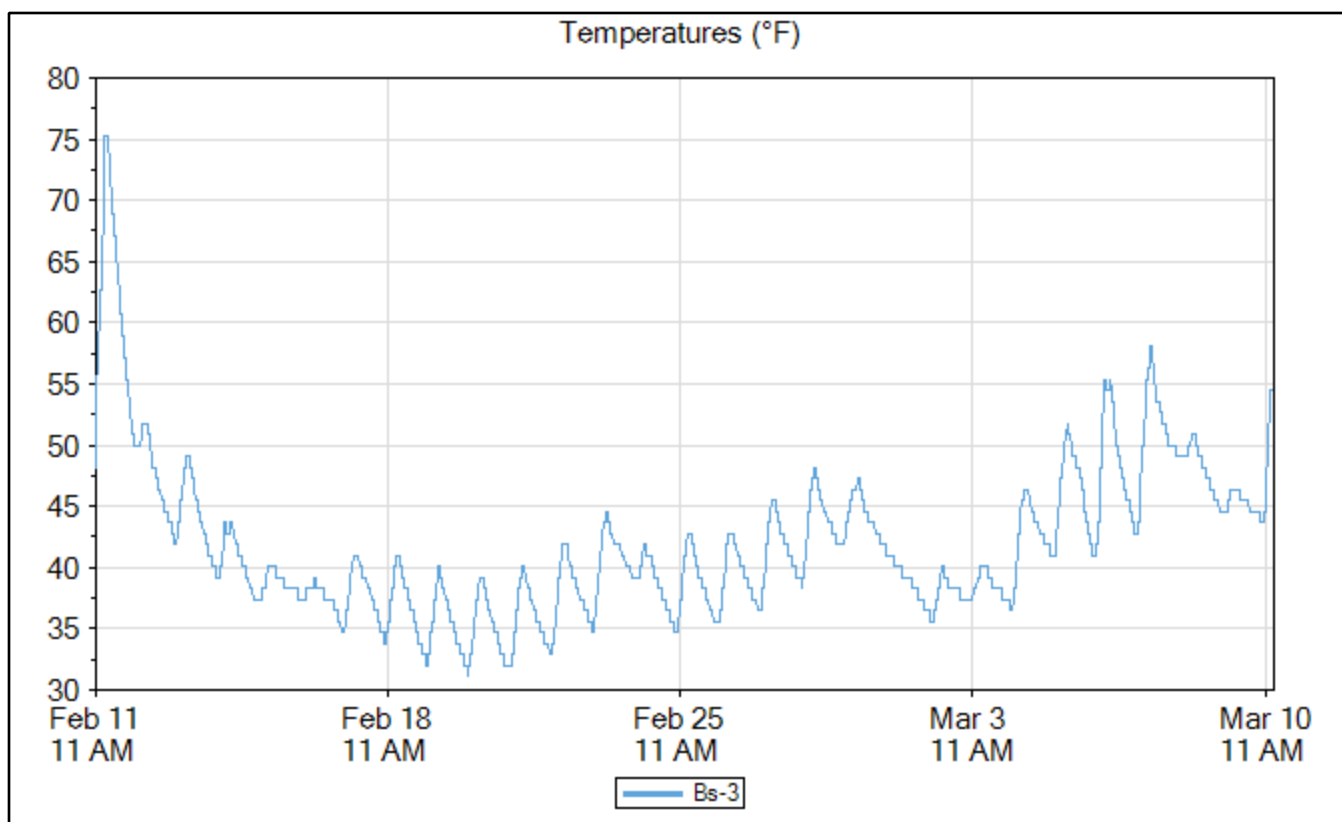
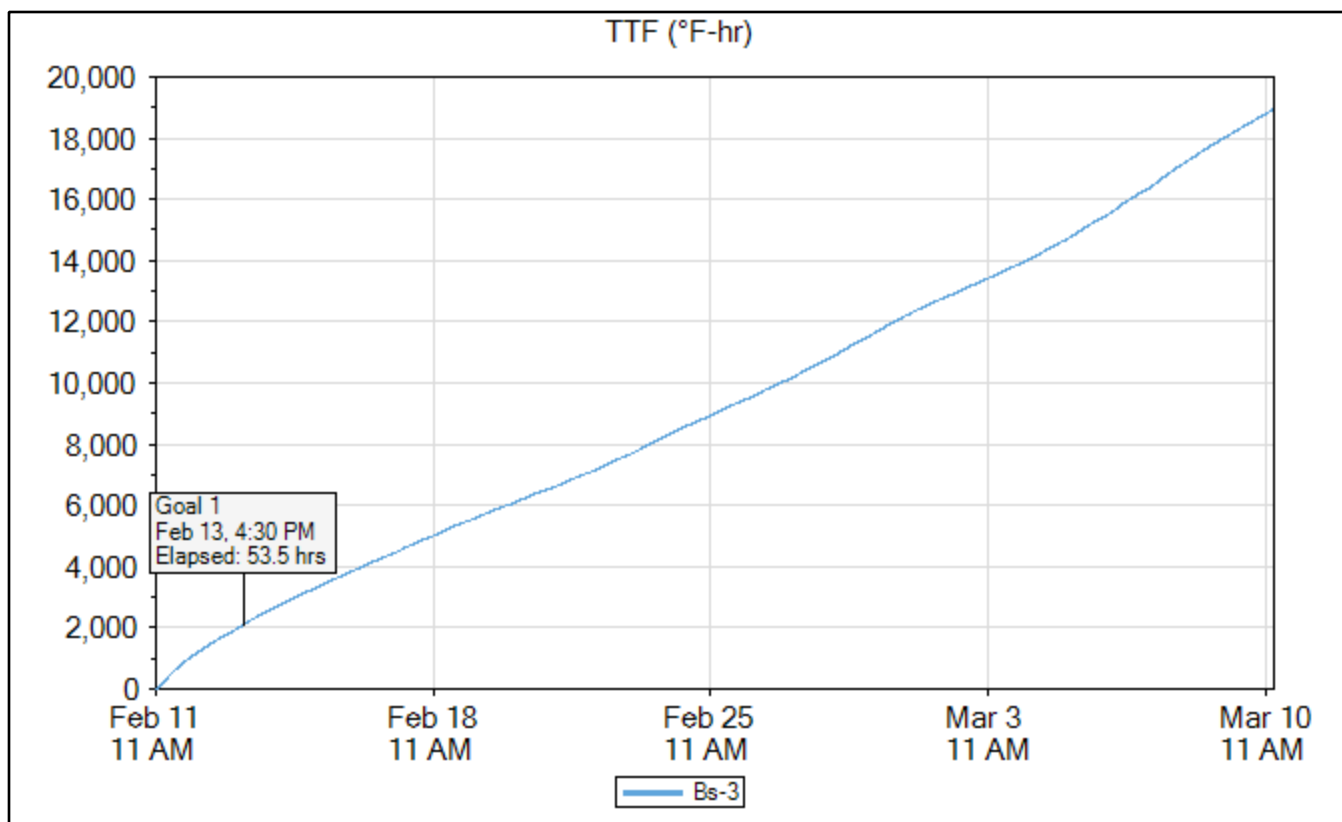
Bs-3

	Time	Elapsed Time (days.hours:minutes)	Temperature (°F)	TTF (°F-hr)	Strength (psi)
Goal 1	Feb 13, 2020 04:30 PM	2.05:30	49.1	2,117	4,006
Min Temp	Feb 20, 2020 08:45 AM	8.21:45	31.1	6,023	5,432
Max Temp	Feb 11, 2020 04:00 PM	05:00	75.2	244	1,056
Download	Mar 10, 2020 03:15 PM	28.04:15	54.5	18,954	6,996

Name	Bs-3
Serial Number	0000004DDC24
Location	6 In From Edge
Depth (in)	4.5
Placement Date	Feb 11, 2020 10:50 AM
Sample Interval (minutes)	15

Maturity Method	Nurse-Saul
Datum Temp (°F)	14





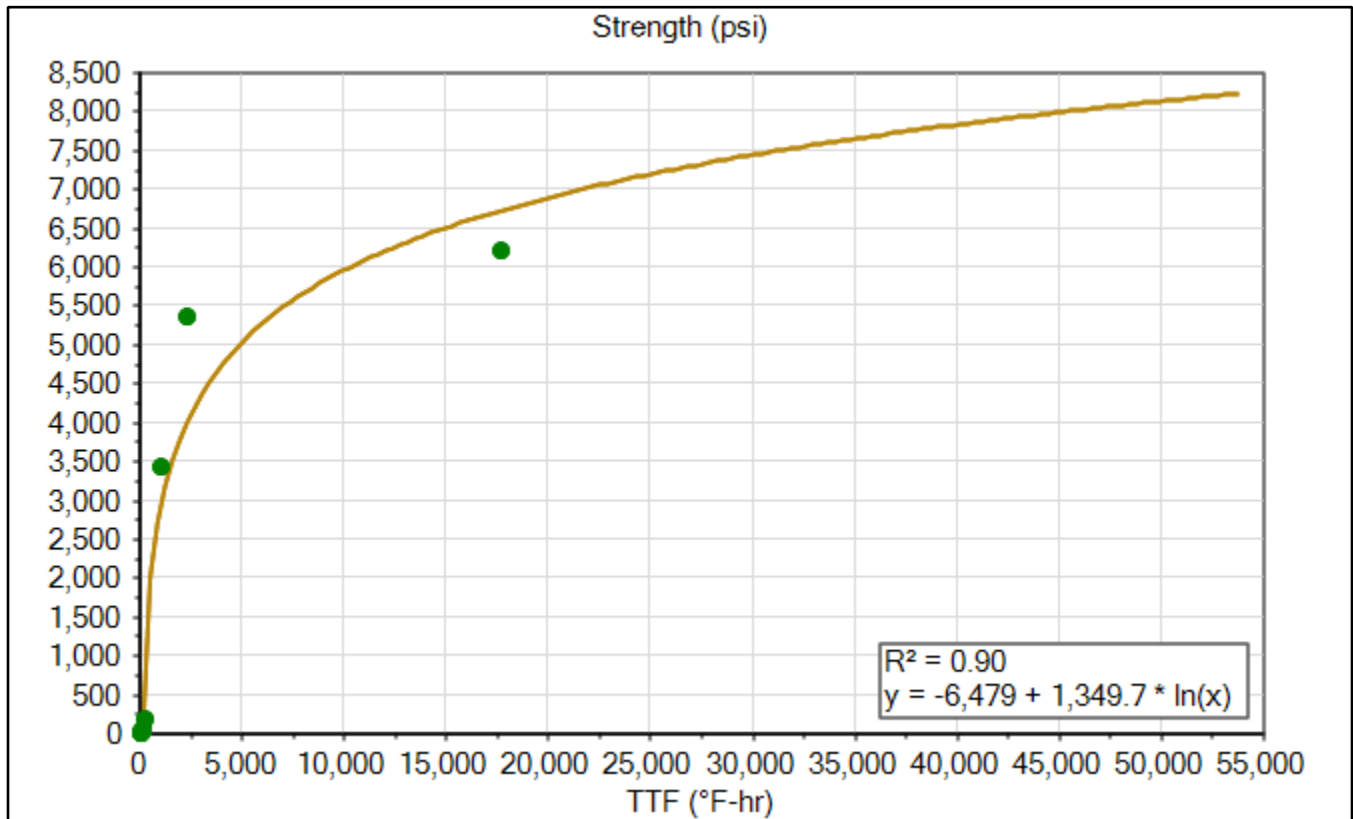
4x8 Insulated Cylinders Maturity Curve

Maturity Curve Report

Timestamp	Age (hours)	Strength (psi)	TTF (°F-hr)
Feb 11, 2020 12:22 PM	1.383333	0	67
Feb 11, 2020 12:52 PM	1.883333	0	91
Feb 11, 2020 01:22 PM	2.383333	0	117
Feb 11, 2020 02:04 PM	3.066667	33	143
Feb 11, 2020 02:28 PM	3.466667	33	170
Feb 11, 2020 03:08 PM	4.133333	55	217
Feb 11, 2020 05:00 PM	6	175	340
Feb 12, 2020 11:00 AM	24	3,423	1,089
Feb 14, 2020 10:54 AM	71.91666	5,349	2,330
Mar 10, 2020 11:00 AM	672	6,205	17,755

Maturity Method	Nurse-Saul
Datum Temp (°F)	14

Curve-Fit Model	Ln
Intercept (psi)	-6,479
Slope	1,349.7
Equation	$y = -6,479 + 1,349.7 * \ln(x)$
R²	0.90



Signature _____

Print _____

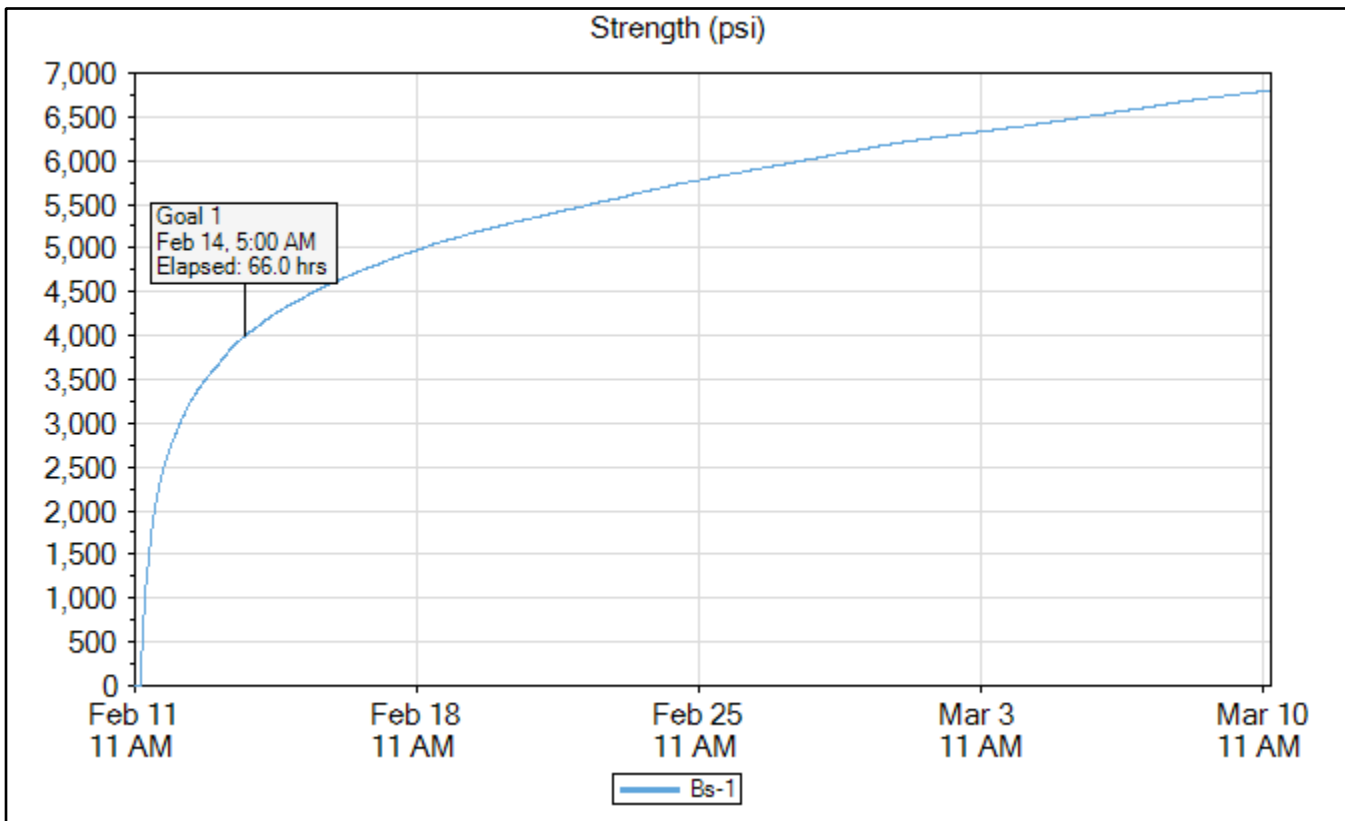
Bs-1

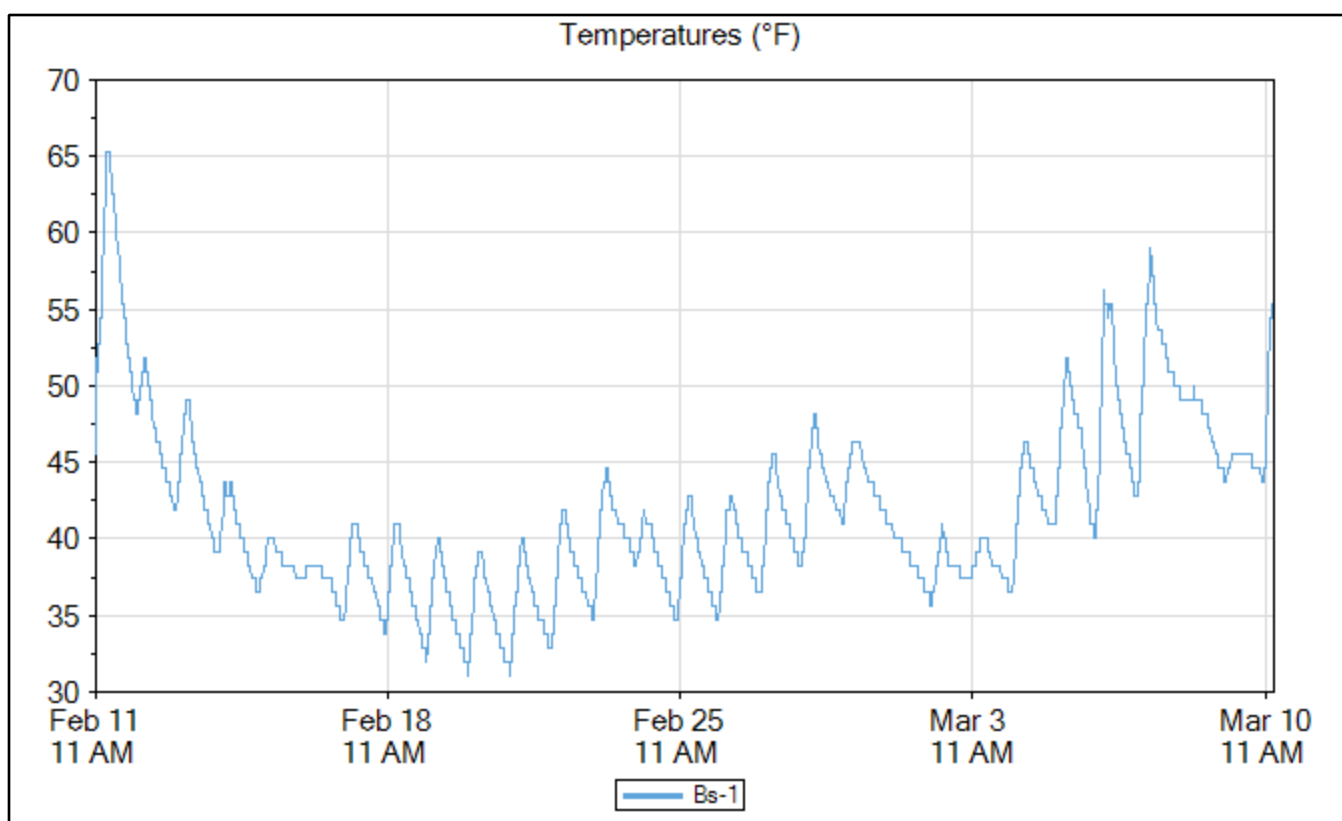
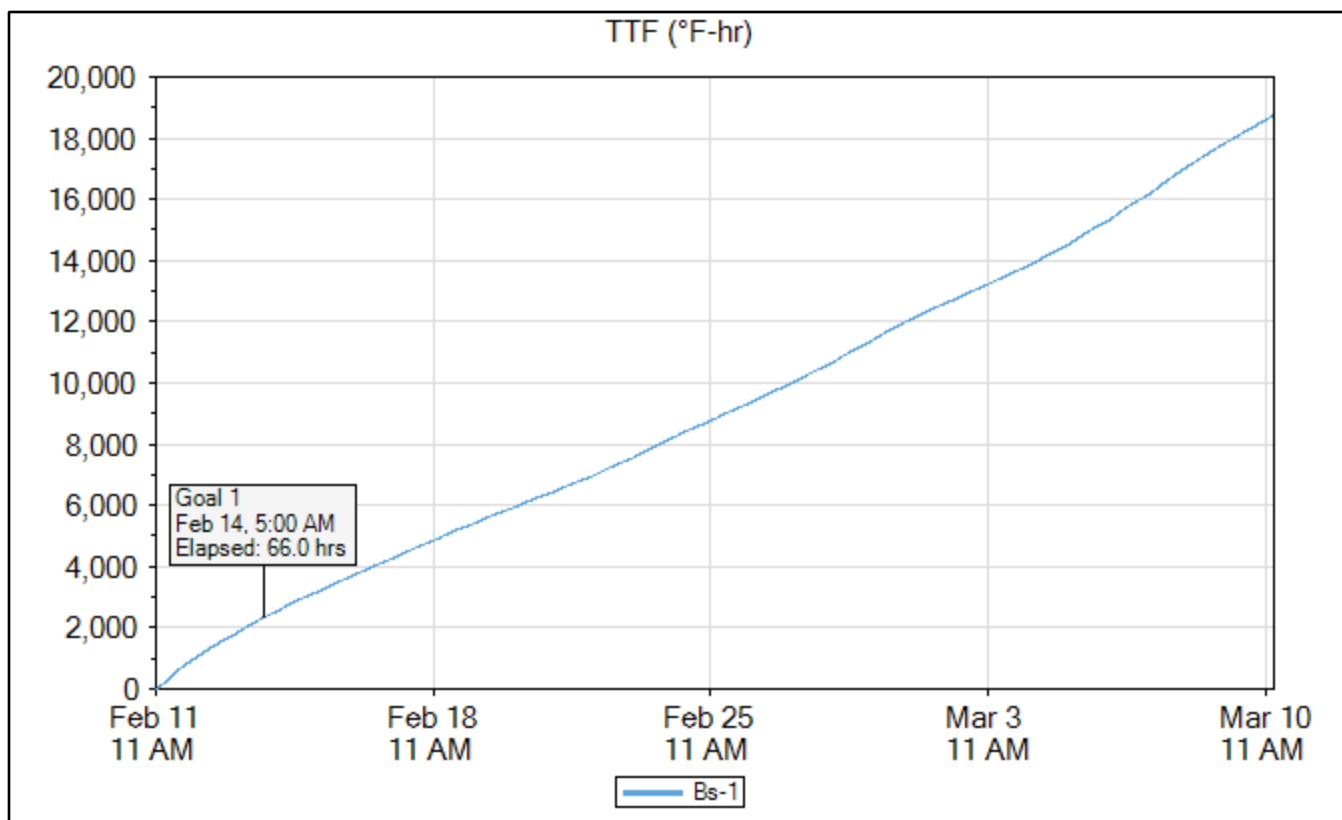
4x8 Insulated Cylinders Sensor Data

	Time	Elapsed Time (days.hours:minutes)	Temperature (°F)	TTF (°F-hr)	Strength (psi)
Goal 1	Feb 14, 2020 05:00 AM	2.18:00	41.0	2,355	4,001
Min Temp	Feb 20, 2020 09:00 AM	8.22:00	31.1	5,873	5,234
Max Temp	Feb 11, 2020 05:00 PM	06:00	65.3	254	995
Download	Mar 10, 2020 03:15 PM	28.04:15	55.4	18,756	6,802

Name	Bs-1
Serial Number	0000004DD5B5
Location	2 In. In On Slab
Depth (in)	4.5
Placement Date	Feb 11, 2020 10:50 AM
Sample Interval (minutes)	15

Maturity Method	Nurse-Saul
Datum Temp (°F)	14



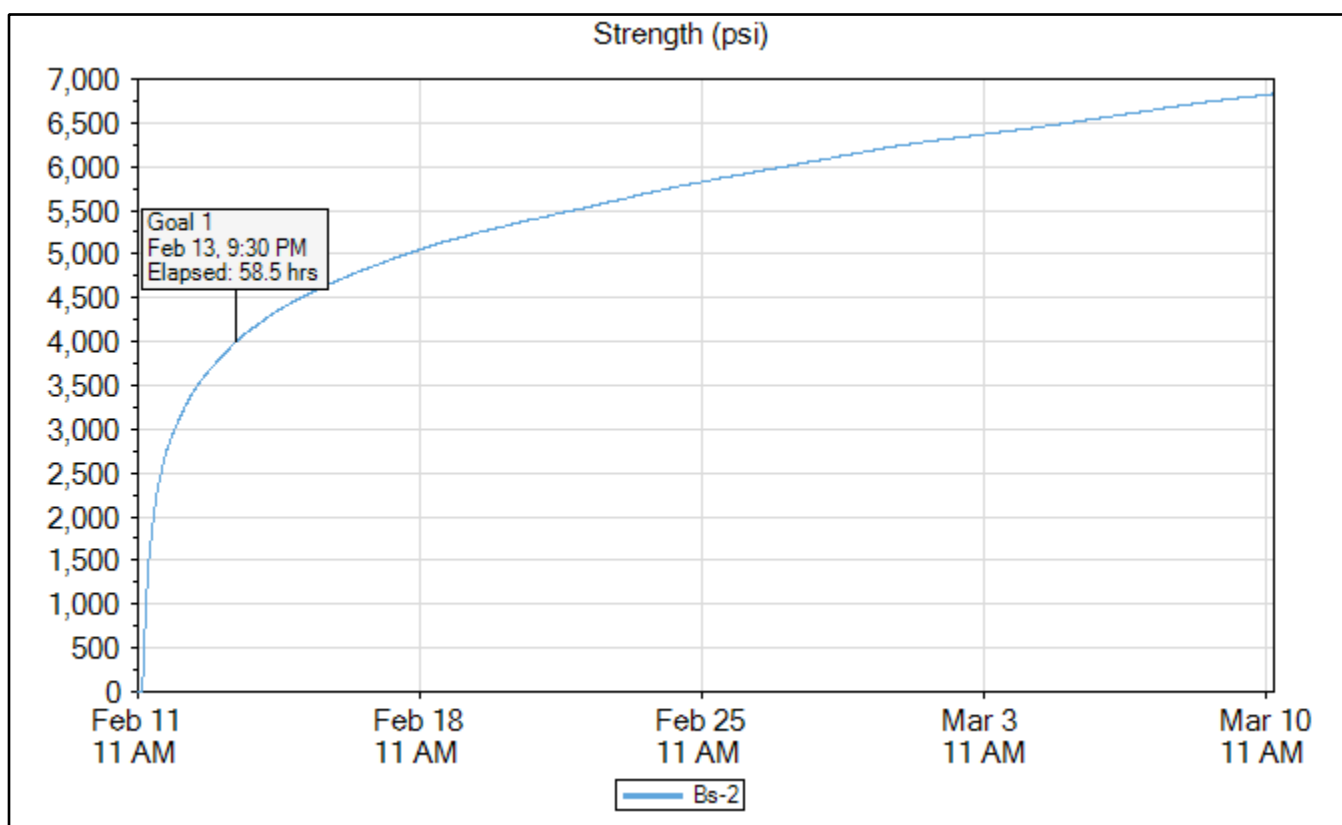


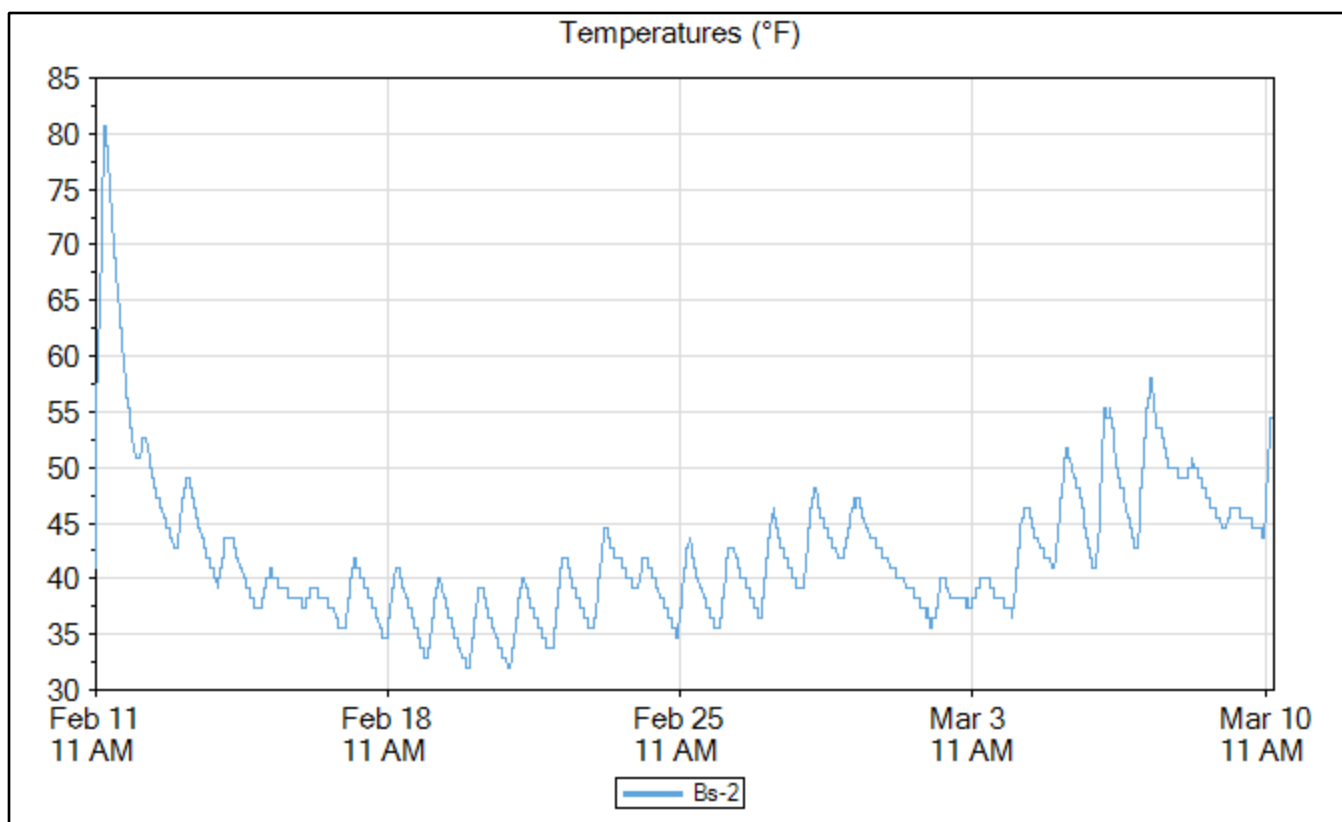
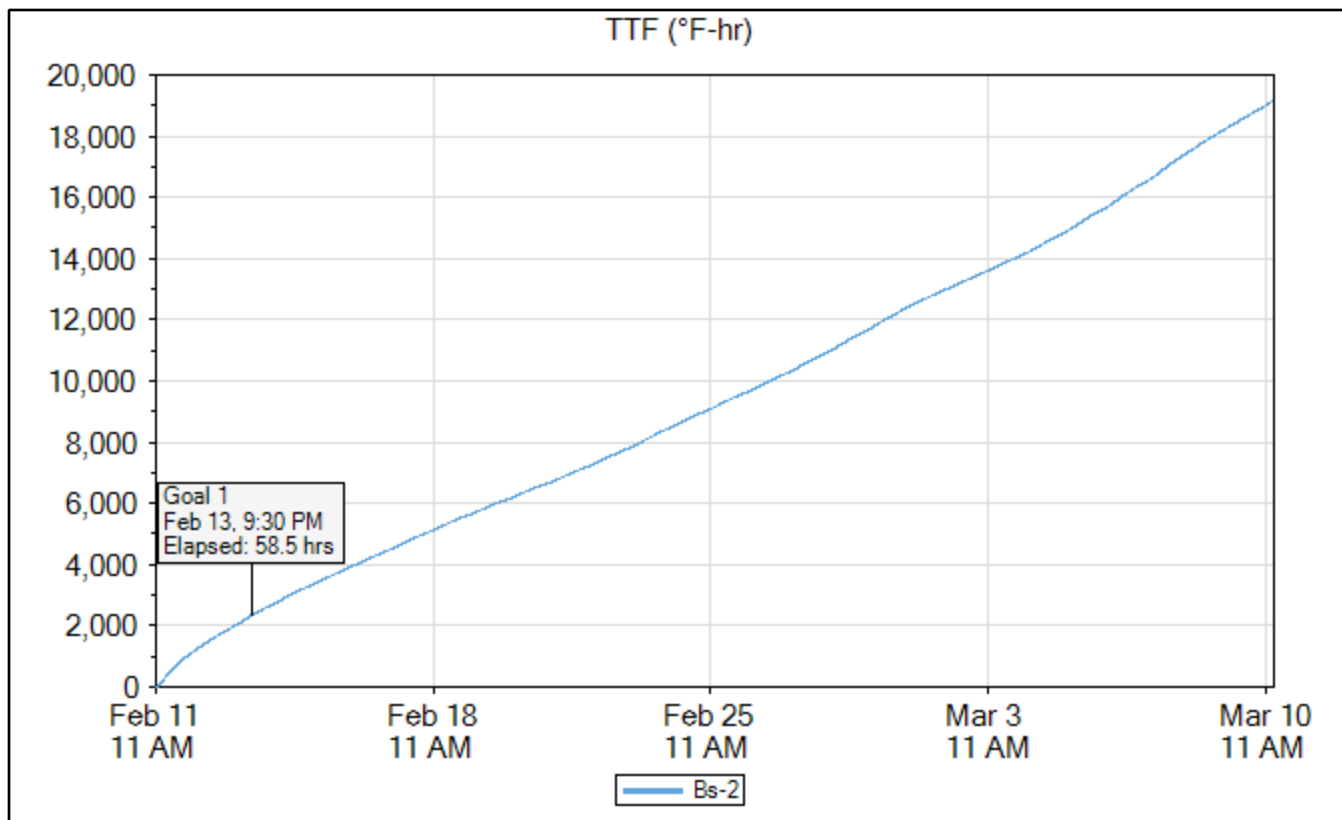
Bs-2

	Time	Elapsed Time (days.hours:minutes)	Temperature (°F)	TTF (°F-hr)	Strength (psi)
Goal 1	Feb 13, 2020 09:30 PM	2.10:30	45.5	2,358	4,003
Min Temp	Feb 20, 2020 07:30 AM	8.20:30	32.0	6,129	5,292
Max Temp	Feb 11, 2020 03:45 PM	04:45	80.6	251	980
Download	Mar 10, 2020 03:15 PM	28.04:15	54.5	19,161	6,830

Name	Bs-2
Serial Number	0000004DDDD2
Location	Middle
Depth (in)	4.5
Placement Date	Feb 11, 2020 10:50 AM
Sample Interval (minutes)	15

Maturity Method	Nurse-Saul
Datum Temp (°F)	14



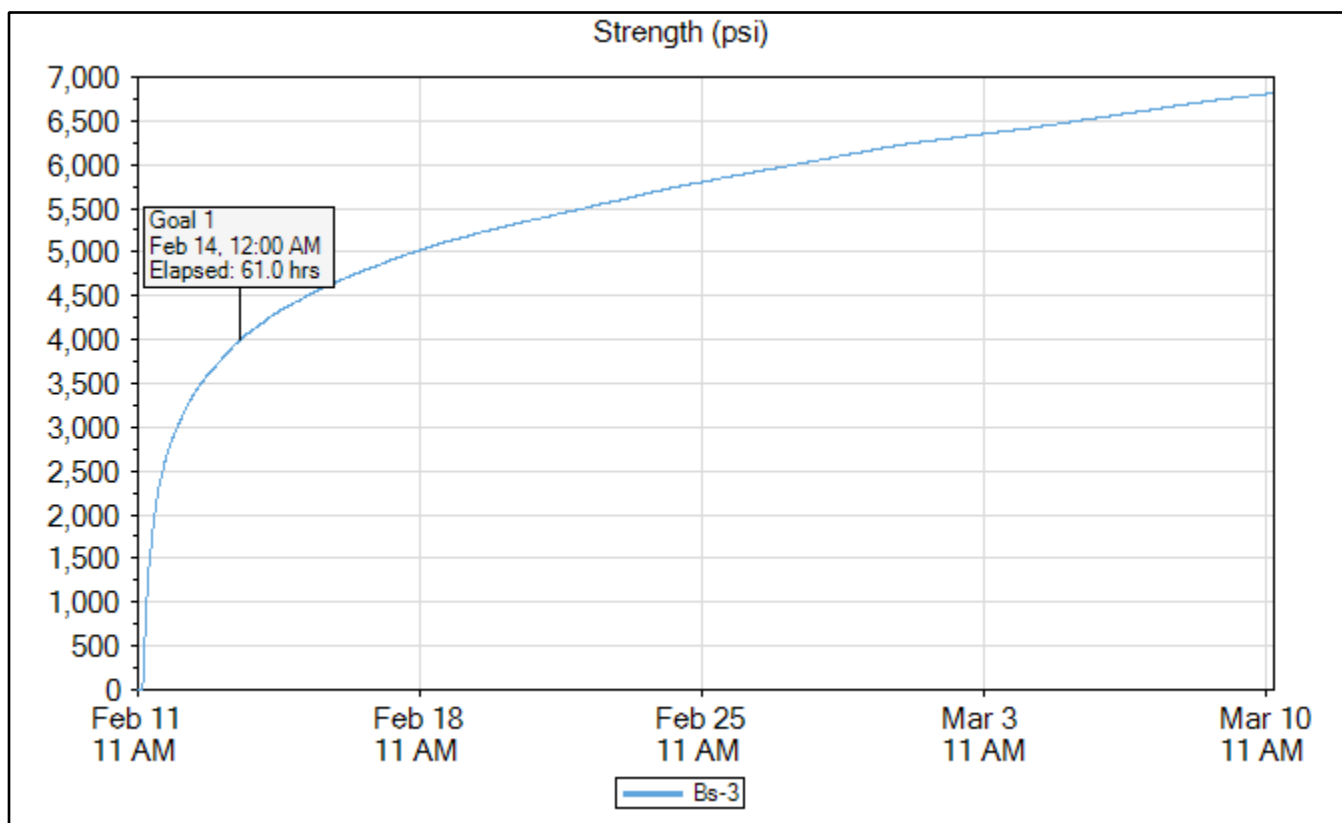


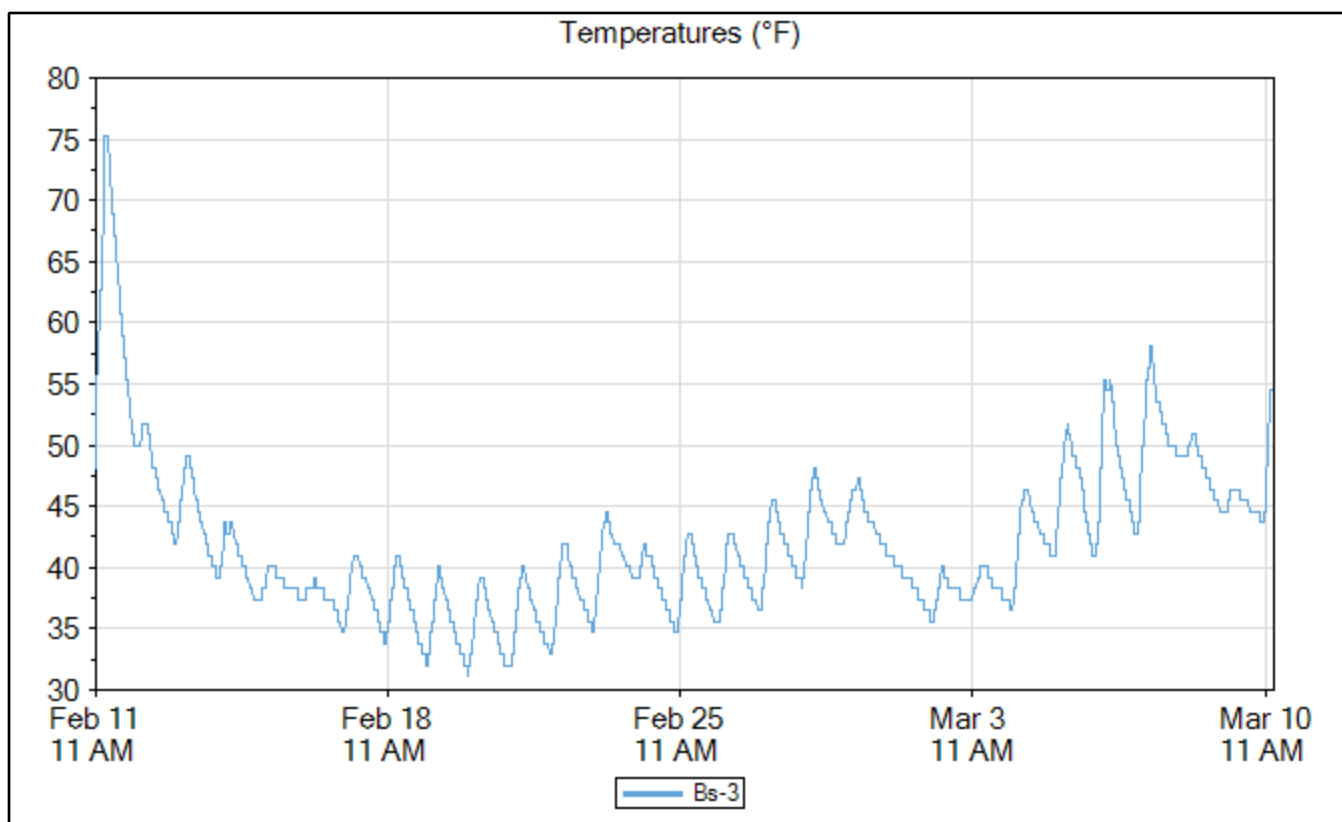
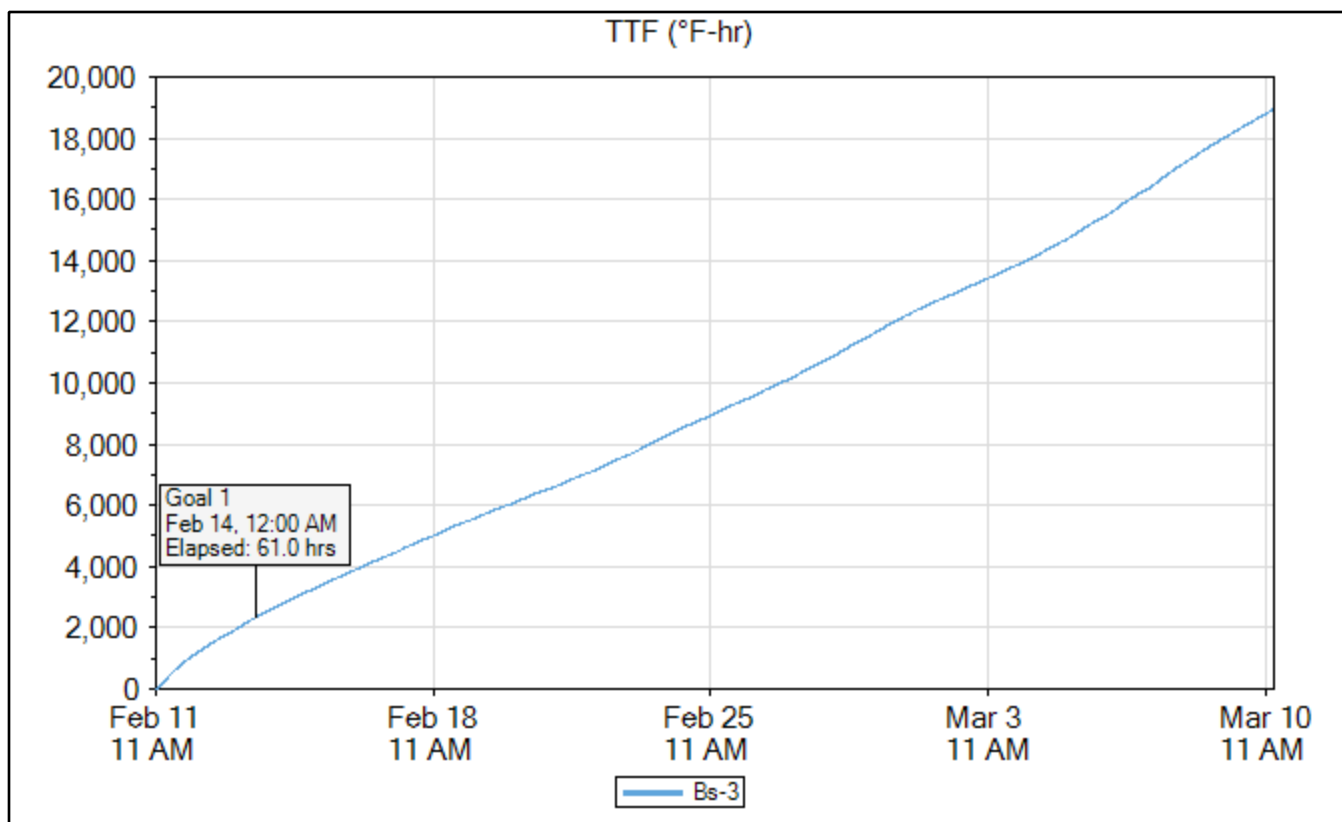
Bs-3

	Time	Elapsed Time (days.hours:minutes)	Temperature (°F)	TTF (°F-hr)	Strength (psi)
Goal 1	Feb 14, 2020 12:00 AM	2.13:00	43.7	2,356	4,002
Min Temp	Feb 20, 2020 08:45 AM	8.21:45	31.1	6,023	5,268
Max Temp	Feb 11, 2020 04:00 PM	05:00	75.2	244	939
Download	Mar 10, 2020 03:15 PM	28.04:15	54.5	18,954	6,816

Name	Bs-3
Serial Number	0000004DDC24
Location	6 In From Edge
Depth (in)	4.5
Placement Date	Feb 11, 2020 10:50 AM
Sample Interval (minutes)	15

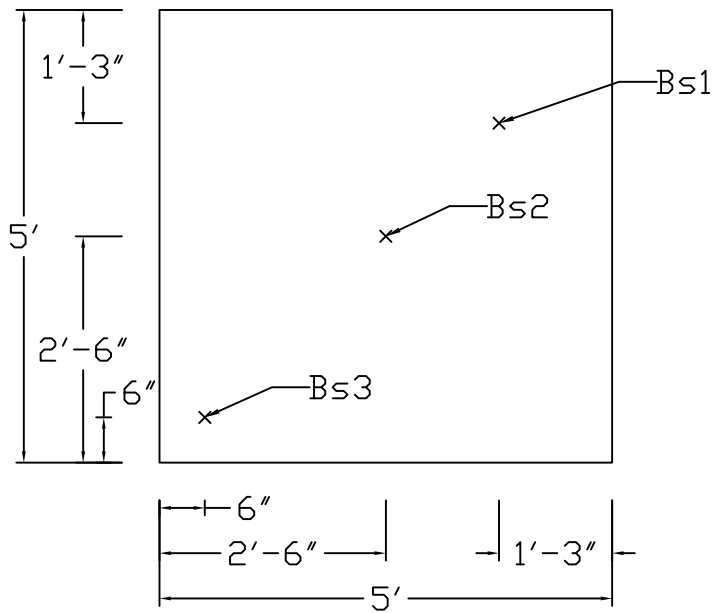
Maturity Method	Nurse-Saul
Datum Temp (°F)	14



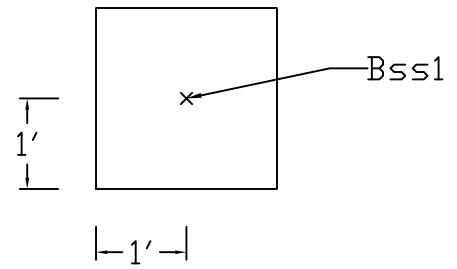


Mix B - Blue 55 Degrees Group TMM Sensors Layout

Large 5'x5' Slab



Small 2'x2' Slab

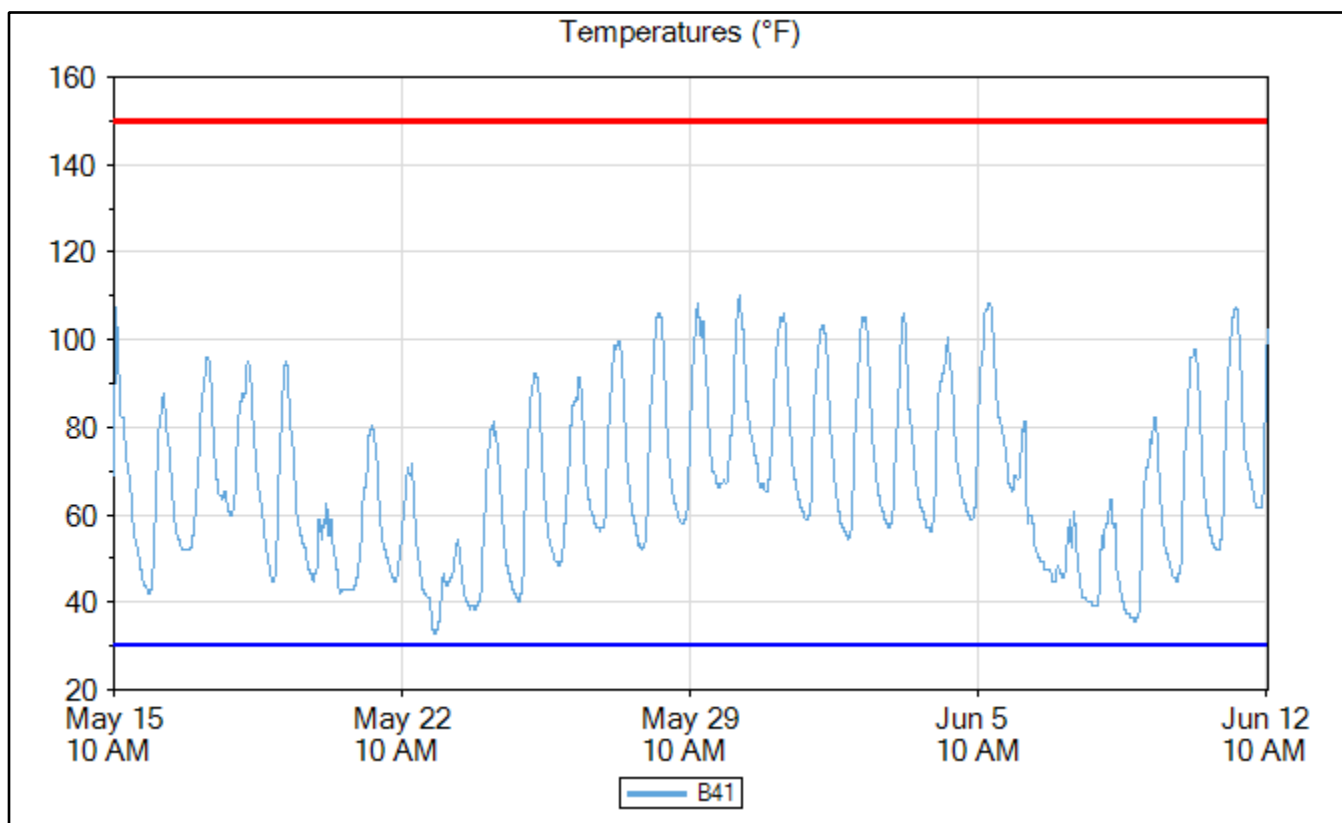


4"x8" Reference Cylinder Data

B41

	Time	Elapsed Time (days.hours:minutes)	Temperature (°F)
Min Temp	May 23, 2020 05:15 AM	7.18:30	32.9
Max Temp	May 30, 2020 03:30 PM	15.04:45	110.3
Download	Jun 12, 2020 11:45 AM	28.01:00	102.2

Name	B41
Serial Number	0000004DD947
Location	
Depth (in)	4.0
Placement Date	May 15, 2020 10:45 AM
Sample Interval (minutes)	15

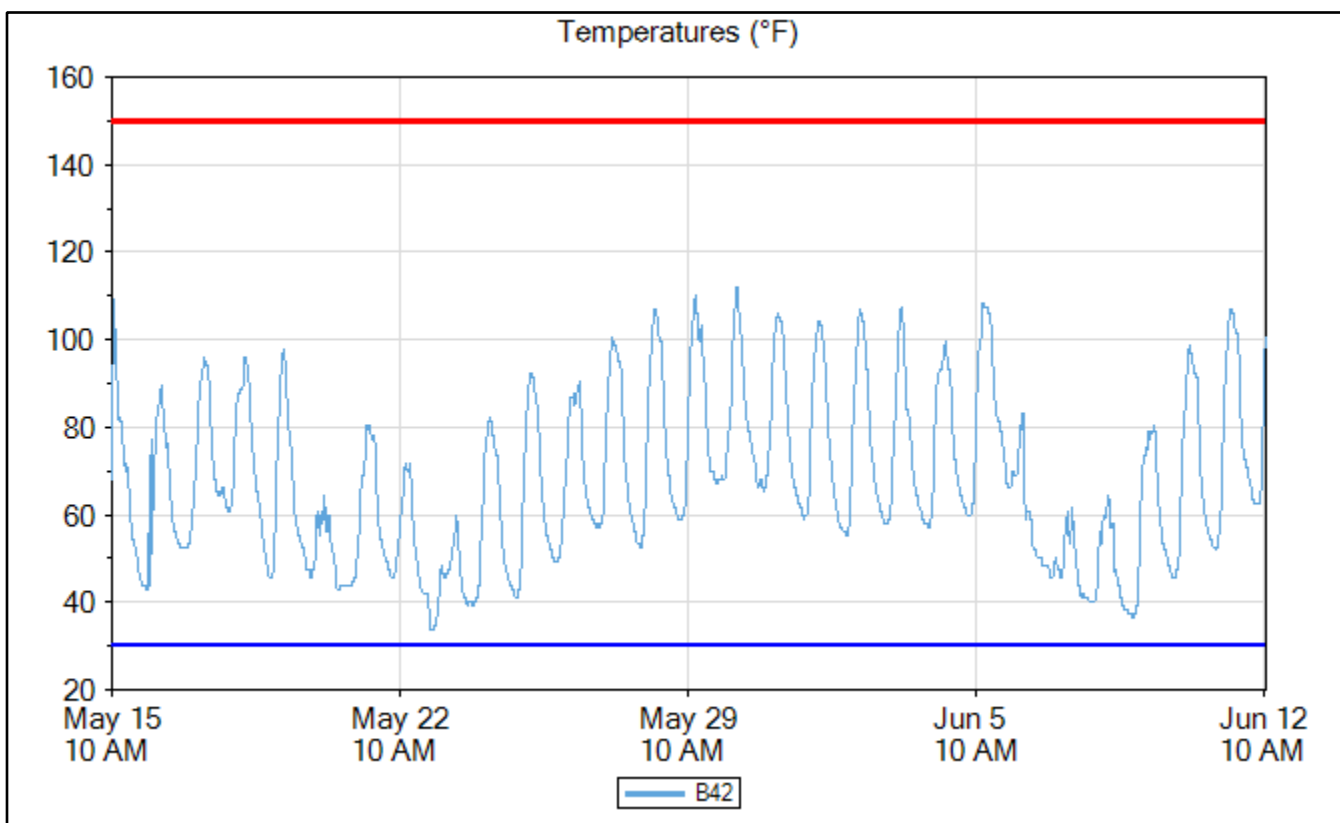


B42

4"x8" Reference Cylinder Data

	Time	Elapsed Time (days.hours:minutes)	Temperature (°F)
Min Temp	May 23, 2020 04:45 AM	7.18:00	33.8
Max Temp	May 30, 2020 03:15 PM	15.04:30	112.1
Download	Jun 12, 2020 11:45 AM	28.01:00	100.4

Name	B42
Serial Number	0000004DE147
Location	
Depth (in)	4.0
Placement Date	May 15, 2020 10:45 AM
Sample Interval (minutes)	15

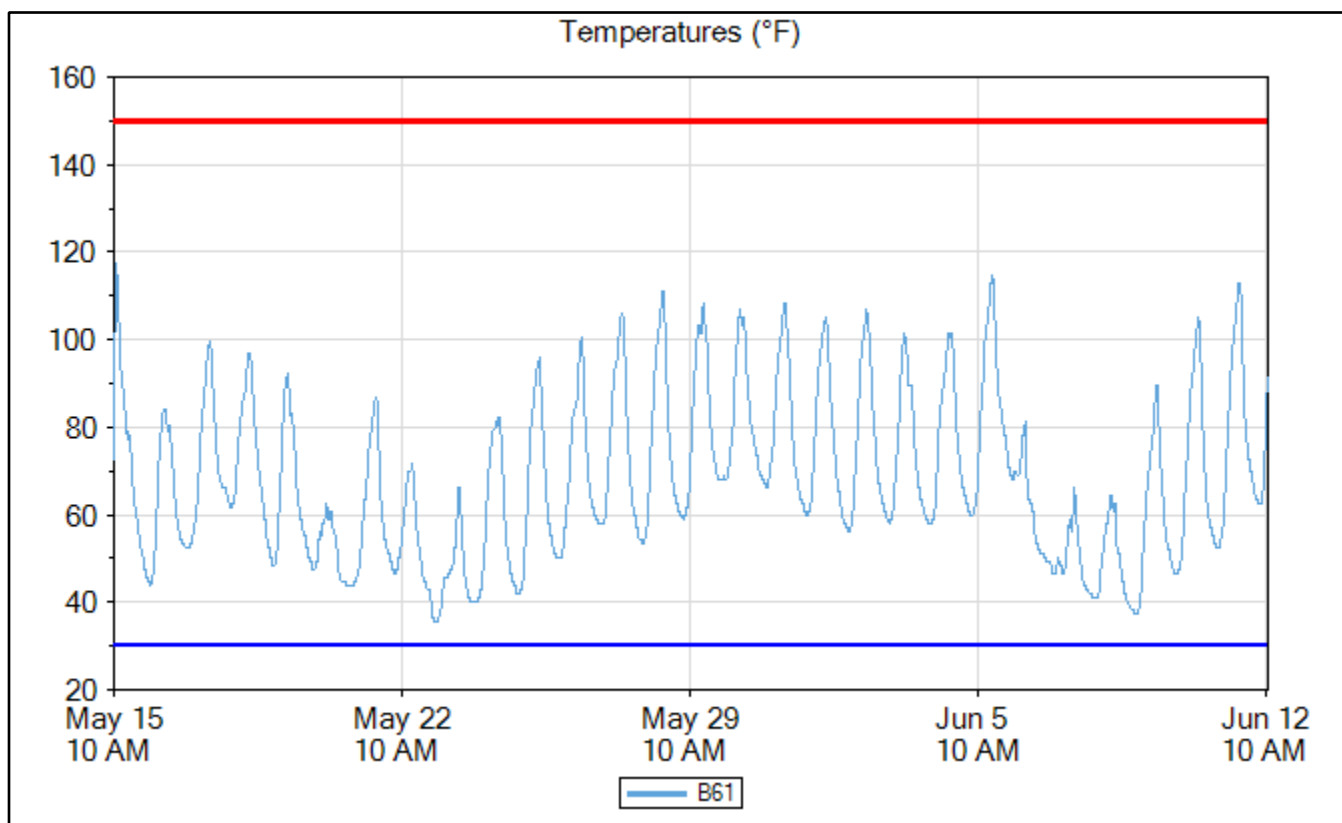


6"x12" Reference Cylinder Data

B61

	Time	Elapsed Time (days.hours:minutes)	Temperature (°F)
Min Temp	May 23, 2020 05:15 AM	7.18:30	35.6
Max Temp	May 15, 2020 11:45 AM	01:00	117.5
Download	Jun 12, 2020 11:45 AM	28.01:00	91.4

Name	B61
Serial Number	0000004DBEAF
Location	
Depth (in)	6.0
Placement Date	May 15, 2020 10:45 AM
Sample Interval (minutes)	15

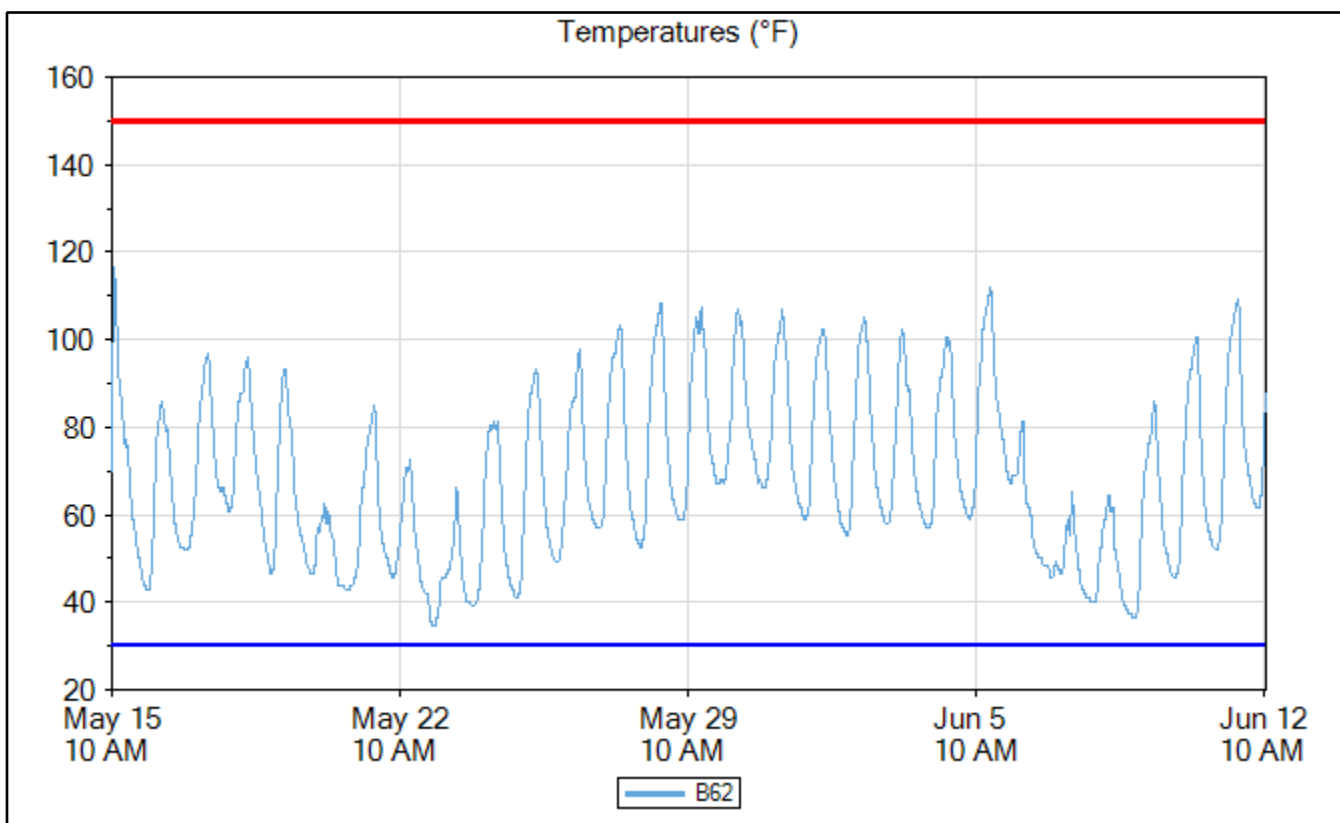


B62

6"x12" Reference Cylinder Data

	Time	Elapsed Time (days.hours:minutes)	Temperature (°F)
Min Temp	May 23, 2020 05:30 AM	7.18:45	34.7
Max Temp	May 15, 2020 12:00 PM	01:15	116.6
Download	Jun 12, 2020 11:45 AM	28.01:00	87.8

Name	B62
Serial Number	0000004DE56D
Location	
Depth (in)	6.0
Placement Date	May 15, 2020 10:45 AM
Sample Interval (minutes)	15

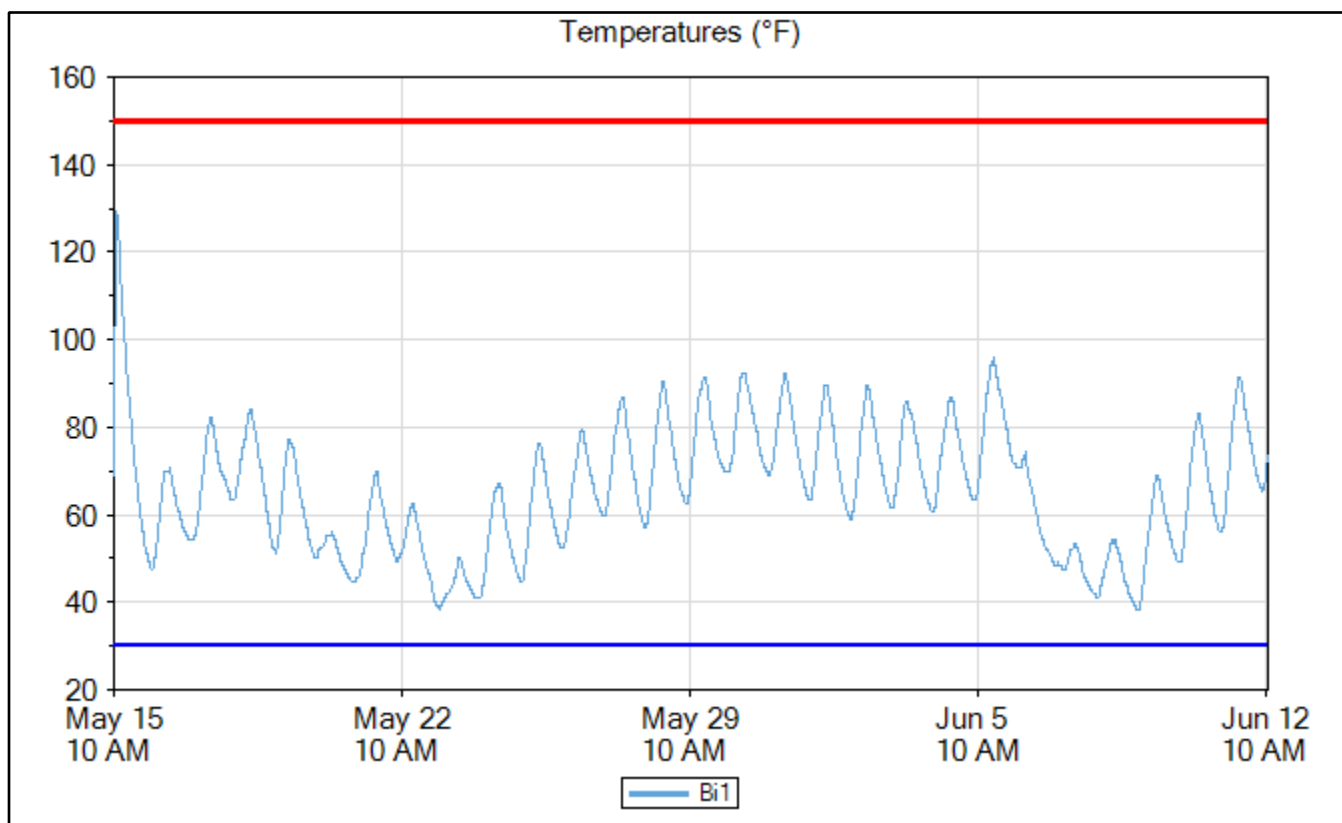


Insulated 4"x8" Reference Cylinder Data

Bi1

	Time	Elapsed Time (days.hours:minutes)	Temperature (°F)
Min Temp	May 23, 2020 08:30 AM	7.21:45	38.3
Max Temp	May 15, 2020 12:15 PM	01:30	129.2
Download	Jun 12, 2020 11:45 AM	28.01:00	73.4

Name	Bi1
Serial Number	0000004DAC3A
Location	
Depth (in)	4.0
Placement Date	May 15, 2020 10:45 AM
Sample Interval (minutes)	15

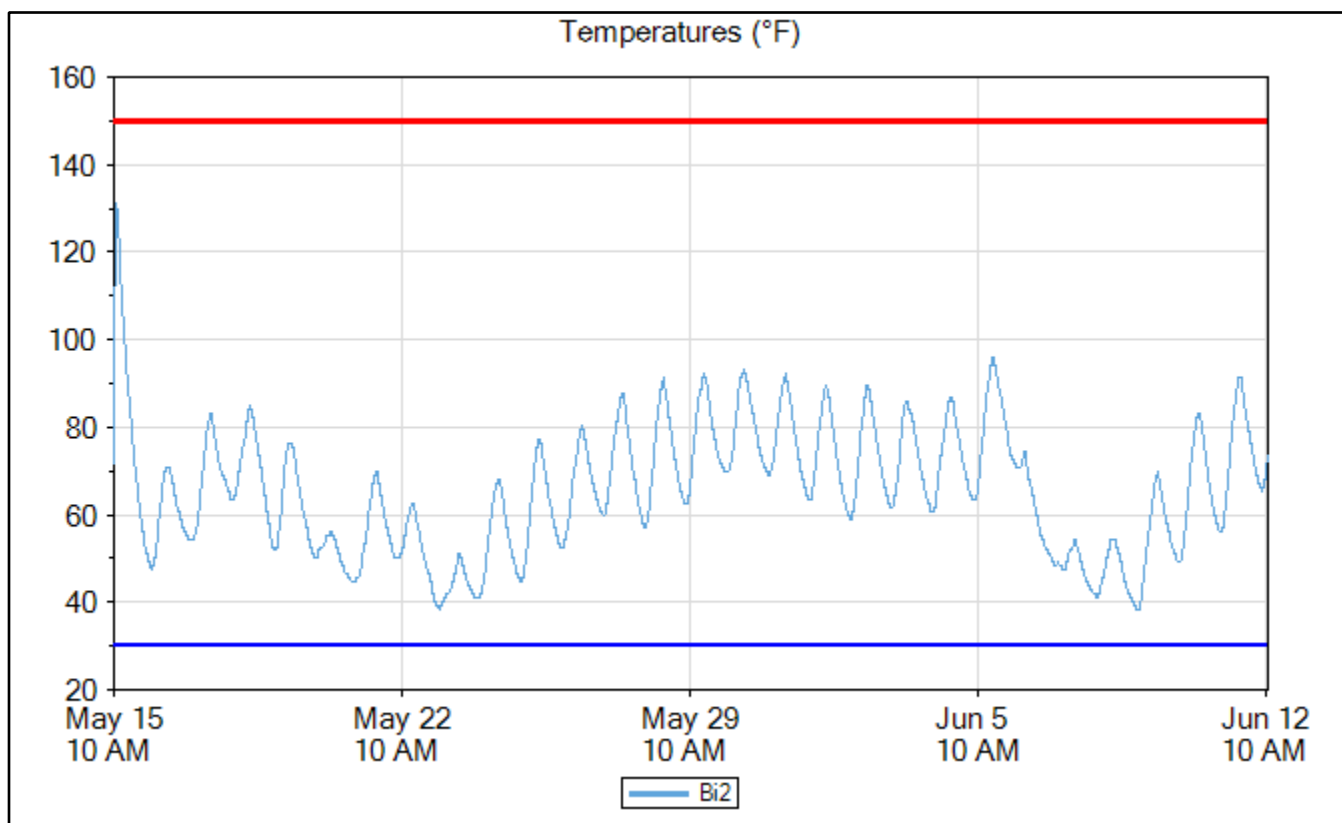


Insulated 4"x8" Reference Cylinder Data

Bi2

	Time	Elapsed Time (days.hours:minutes)	Temperature (°F)
Min Temp	May 23, 2020 08:30 AM	7.21:45	38.3
Max Temp	May 15, 2020 12:15 PM	01:30	131.0
Download	Jun 12, 2020 11:45 AM	28.01:00	73.4

Name	Bi2
Serial Number	0000004DC945
Location	
Depth (in)	4.0
Placement Date	May 15, 2020 10:45 AM
Sample Interval (minutes)	15

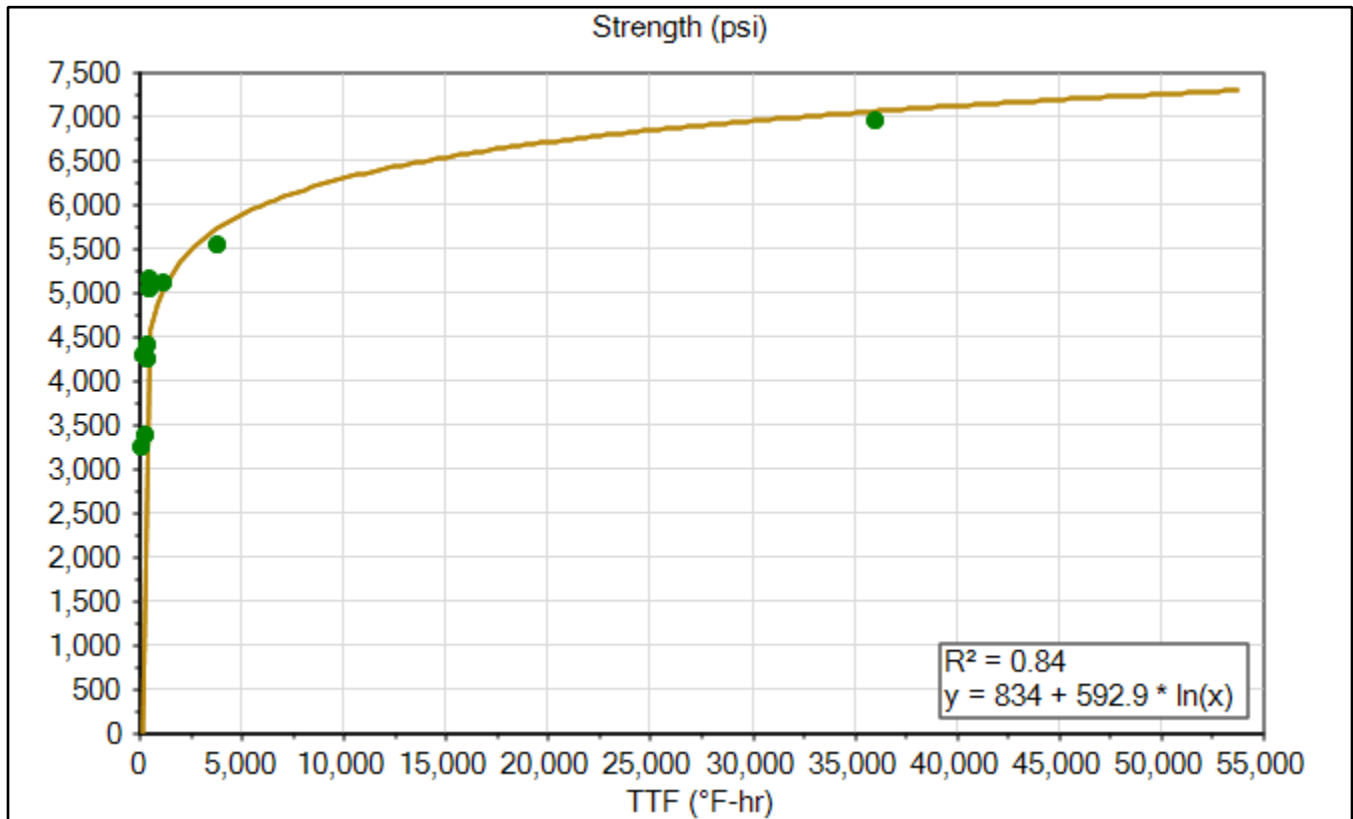


Maturity Curve Report

Timestamp	Age (hours)	Strength (psi)	TTF (°F-hr)
May 15, 2020 12:17 PM	1.533333	3,246	124
May 15, 2020 01:07 PM	2.366667	4,298	189
May 15, 2020 02:11 PM	3.433333	3,391	285
May 15, 2020 03:09 PM	4.4	4,419	353
May 15, 2020 04:31 PM	5.766667	4,261	438
May 15, 2020 05:22 PM	6.616667	5,152	486
May 15, 2020 06:06 PM	7.35	5,053	531
May 16, 2020 10:42 AM	23.95	5,121	1,188
May 18, 2020 10:44 AM	71.98333	5,543	3,858
Jun 12, 2020 10:49 AM	672.0667	6,957	35,995

Maturity Method	Nurse-Saul
Datum Temp (°F)	14

Curve-Fit Model	Ln
Intercept (psi)	834
Slope	592.9
Equation	$y = 834 + 592.9 * \ln(x)$
R²	0.84



Signature _____

Print _____

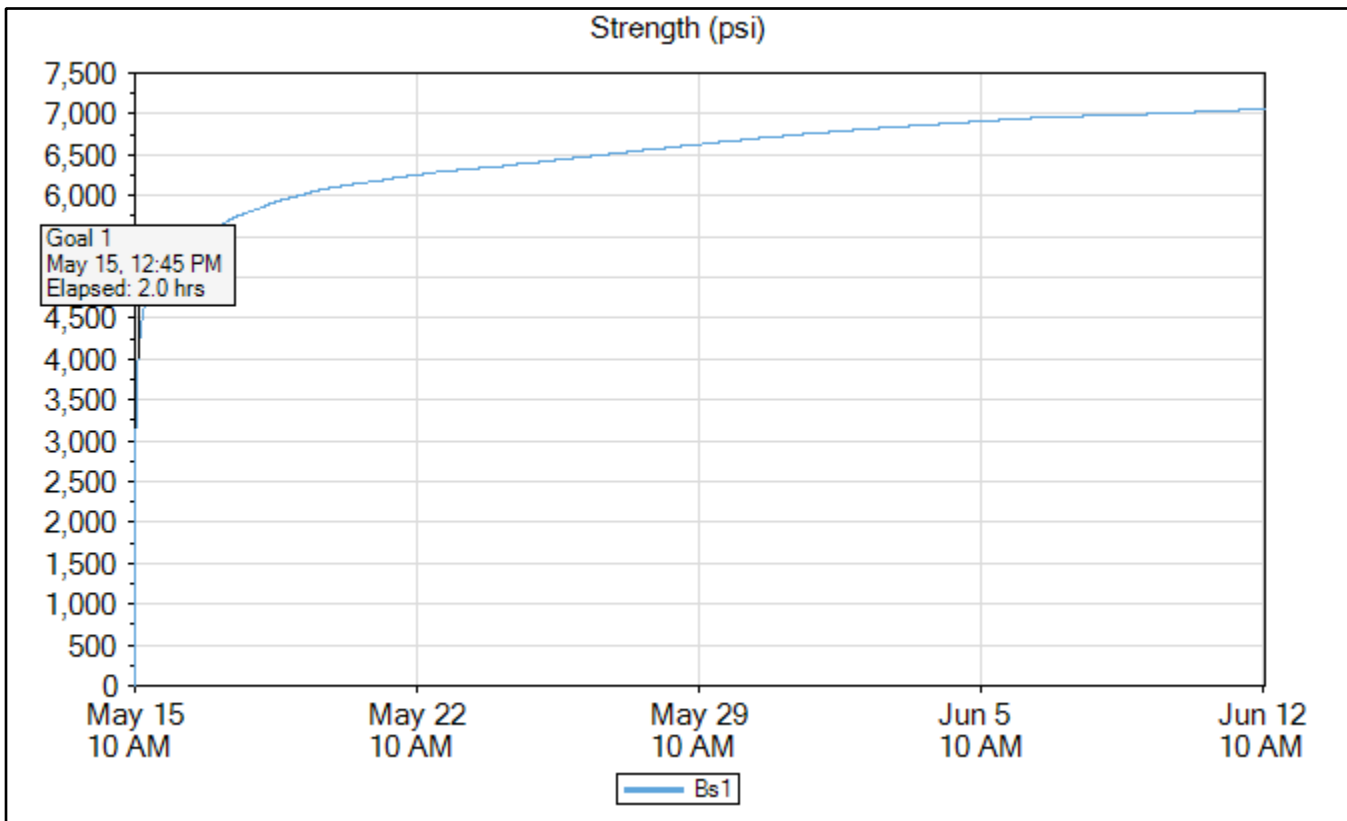
Bs1

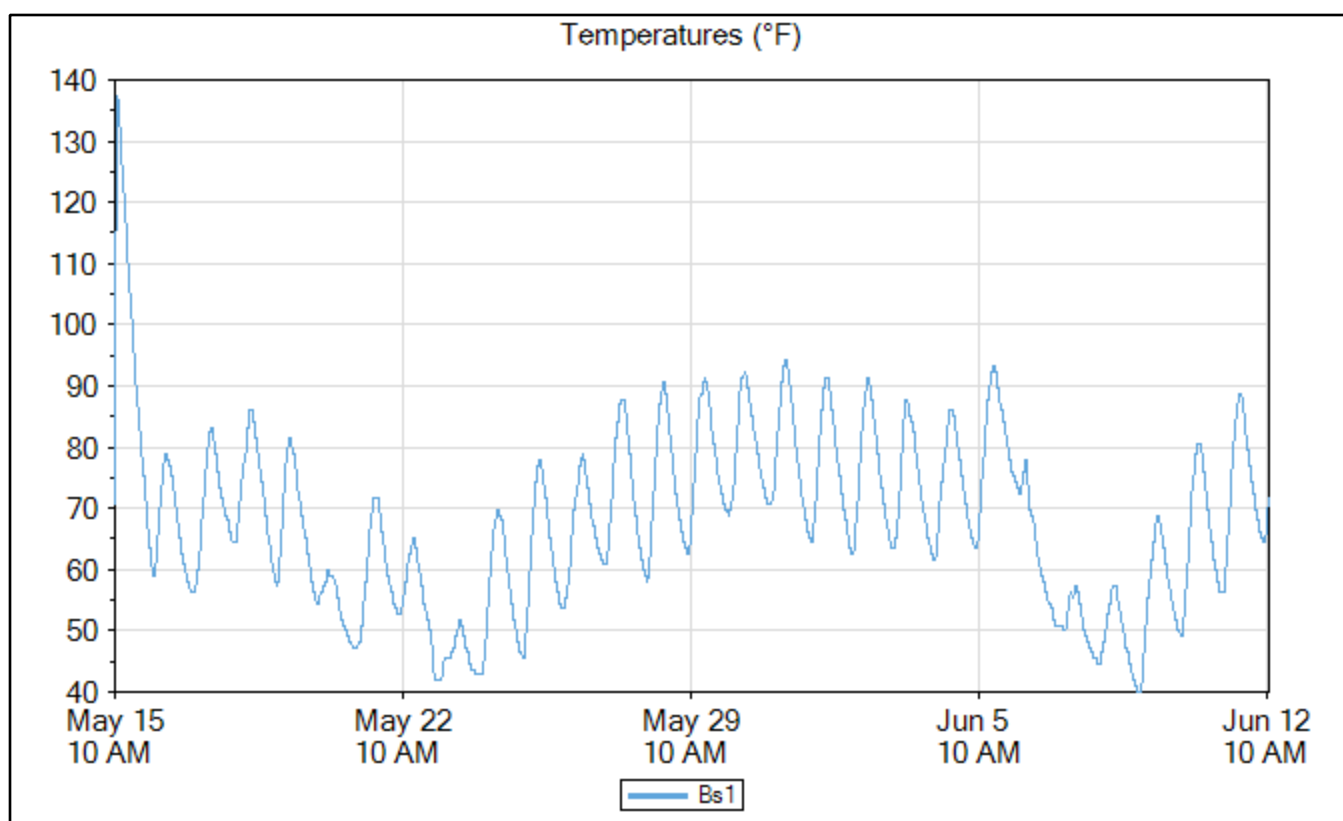
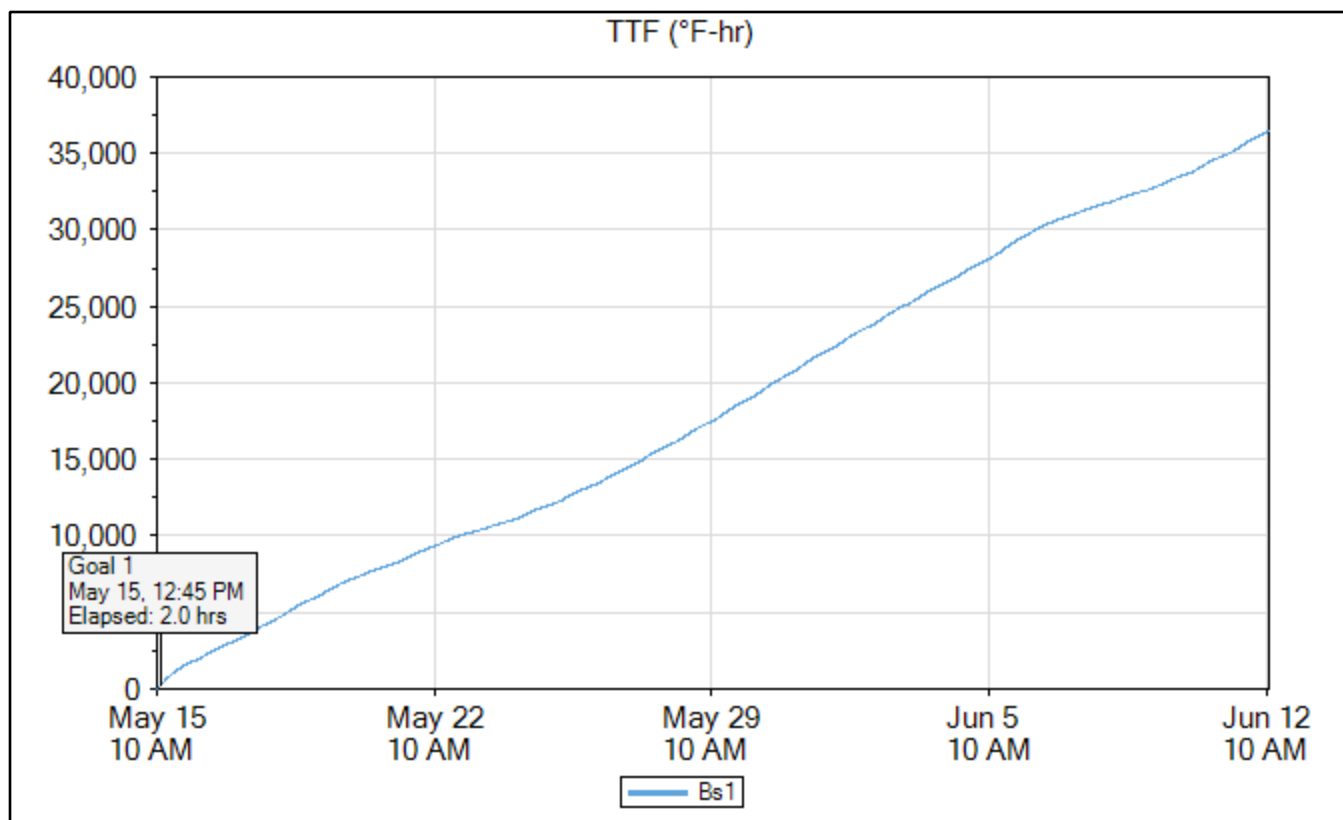
4x8 Cylinders Maturity Curve

	Time	Elapsed Time (days.hours:minutes)	Temperature (°F)	TTF (°F-hr)	Strength (psi)
Goal 1	May 15, 2020 12:45 PM	02:00	136.4	218	4,026
Min Temp	Jun 09, 2020 07:15 AM	24.20:30	40.1	32,520	6,994
Max Temp	May 15, 2020 12:30 PM	01:45	137.3	187	3,937
Download	Jun 12, 2020 11:45 AM	28.01:00	71.6	36,472	7,062

Name	Bs1
Serial Number	0000004DB24F
Location	
Depth (in)	4.5
Placement Date	May 15, 2020 10:45 AM
Sample Interval (minutes)	15

Maturity Method	Nurse-Saul
Datum Temp (°F)	14



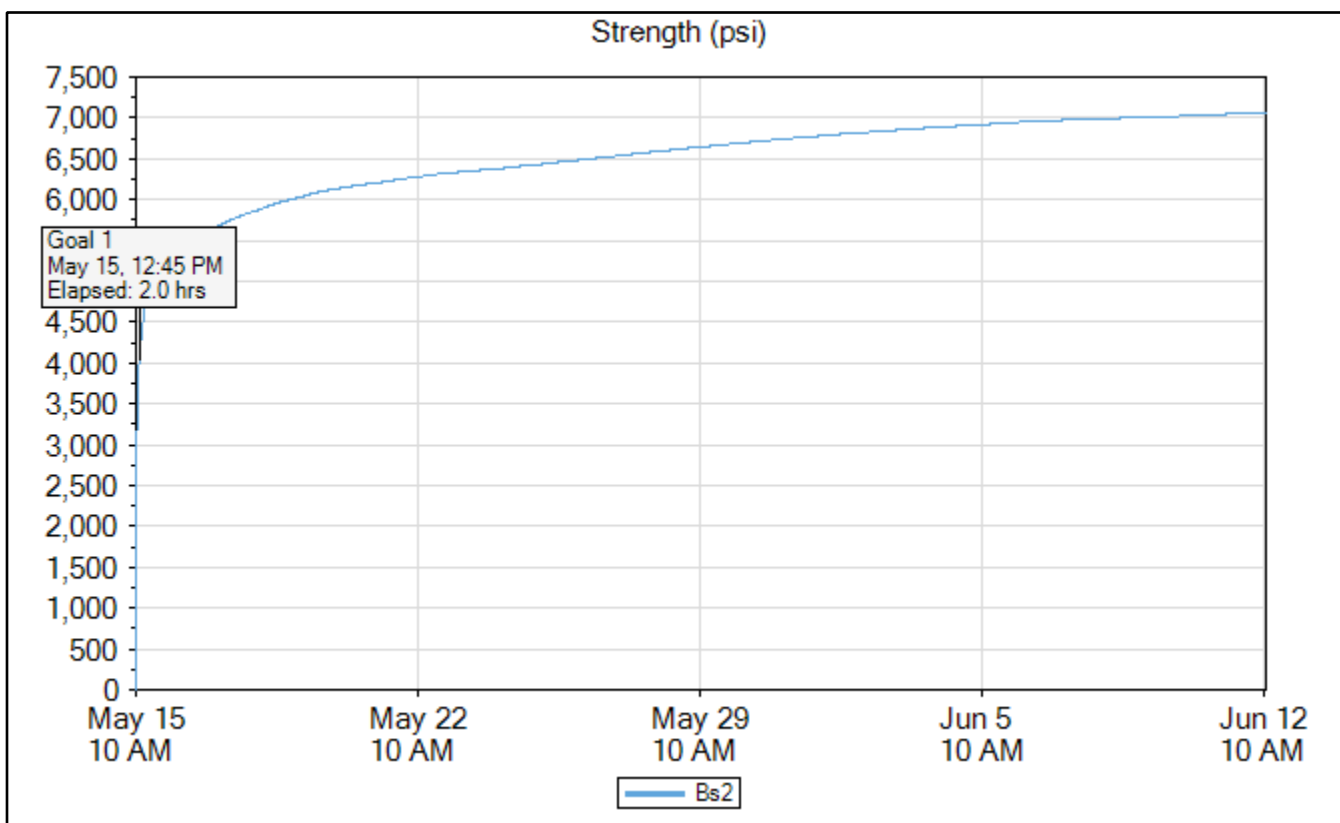


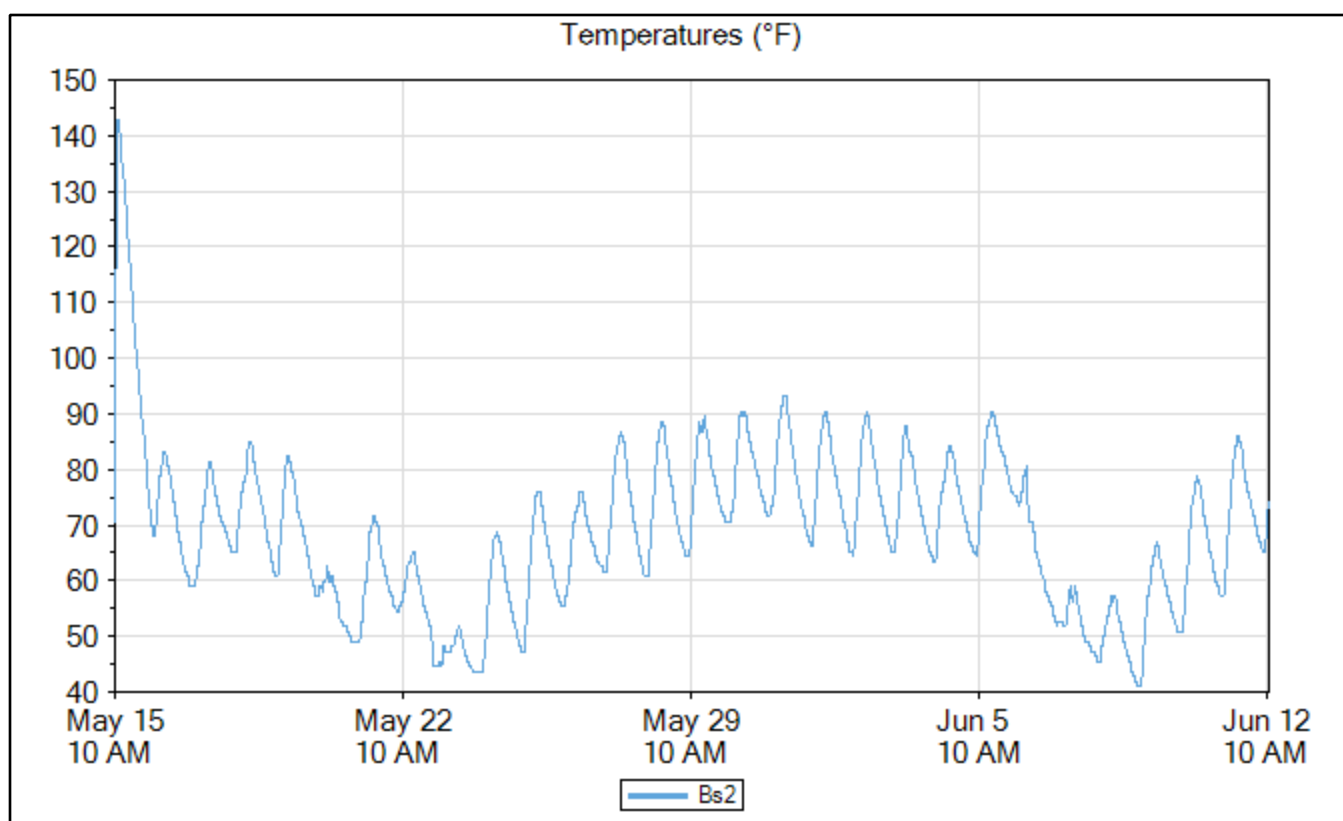
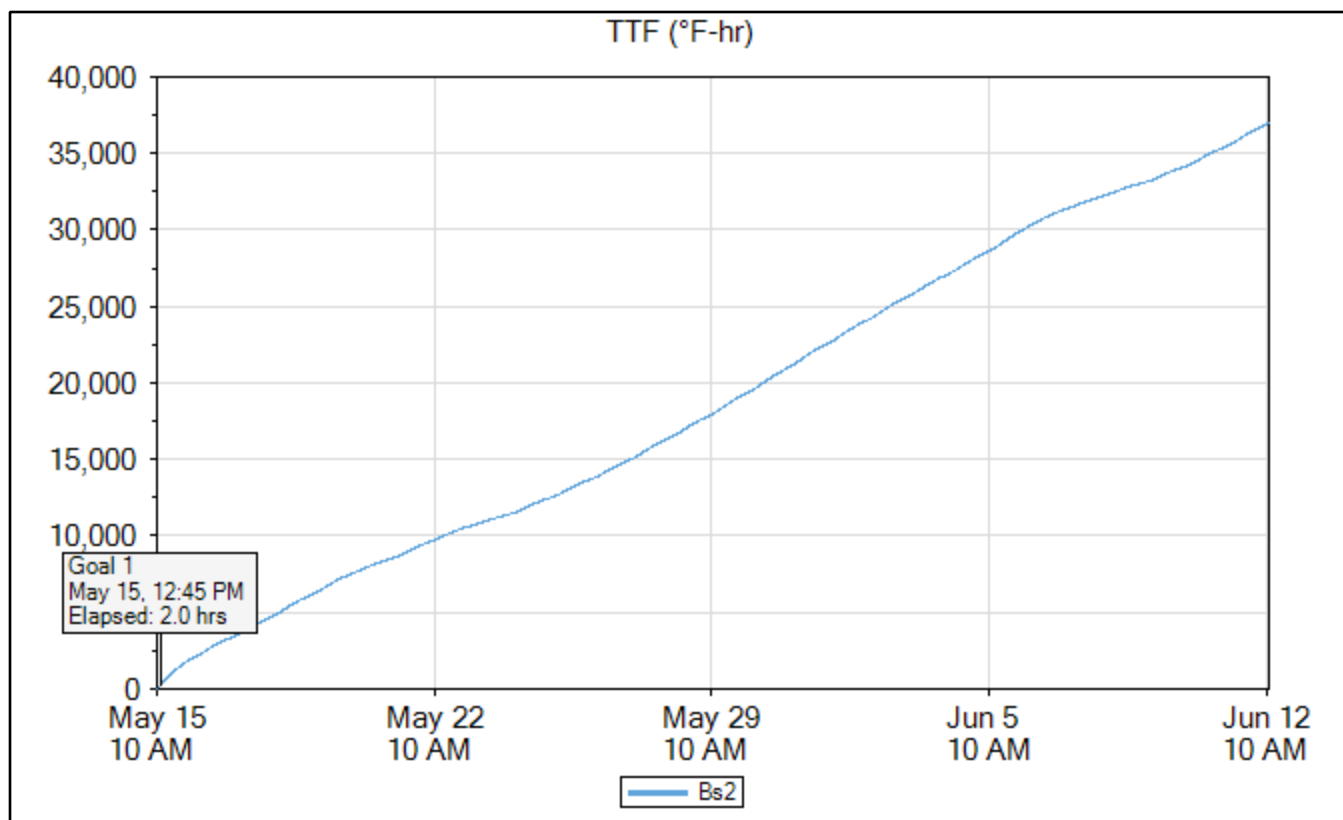
Bs2

	Time	Elapsed Time (days.hours:minutes)	Temperature (°F)	TTF (°F-hr)	Strength (psi)
Goal 1	May 15, 2020 12:45 PM	02:00	142.7	224	4,043
Min Temp	Jun 09, 2020 07:30 AM	24.20:45	41.0	33,077	7,004
Max Temp	May 15, 2020 12:30 PM	01:45	142.7	192	3,951
Download	Jun 12, 2020 11:45 AM	28.01:00	74.3	36,996	7,070

Name	Bs2
Serial Number	0000004DB38A
Location	
Depth (in)	4.0
Placement Date	May 15, 2020 10:45 AM
Sample Interval (minutes)	15

Maturity Method	Nurse-Saul
Datum Temp (°F)	14



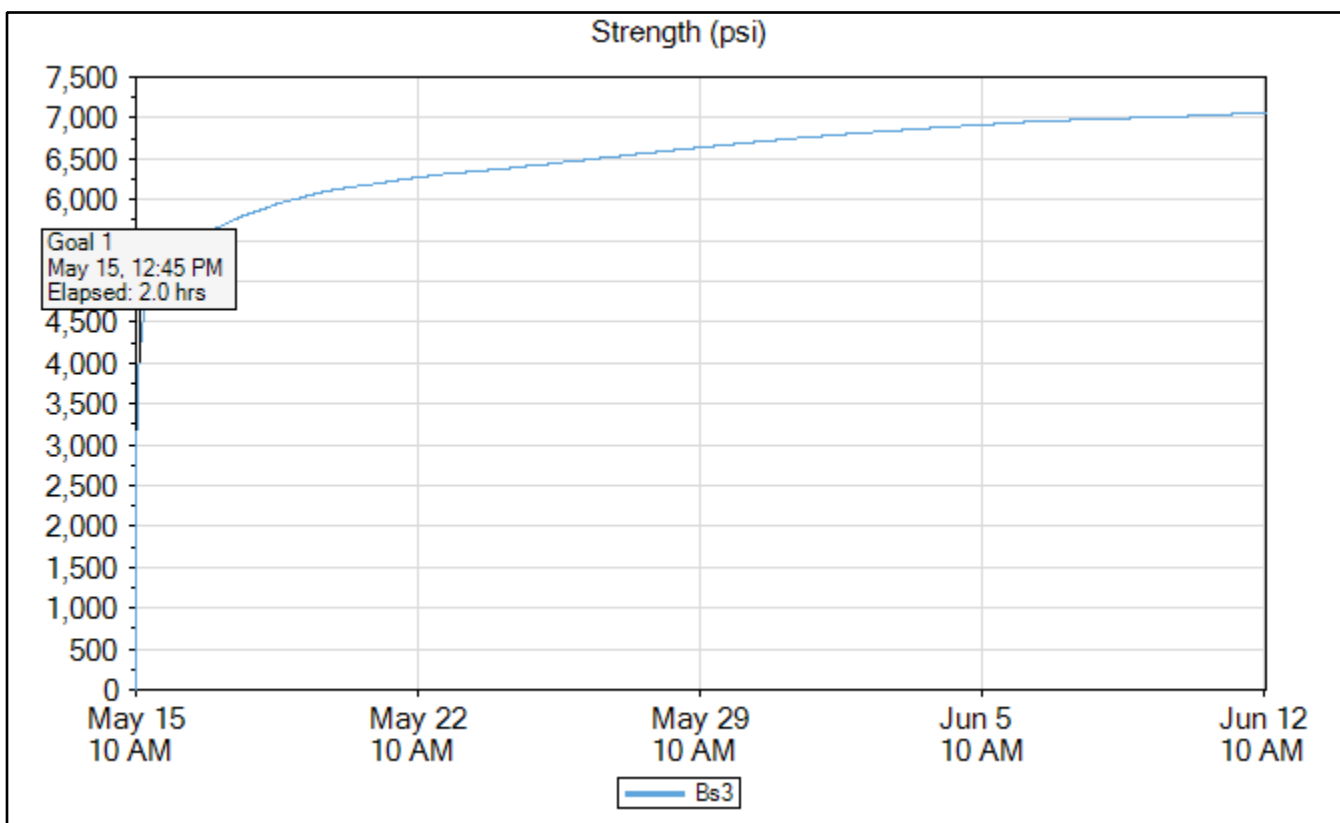


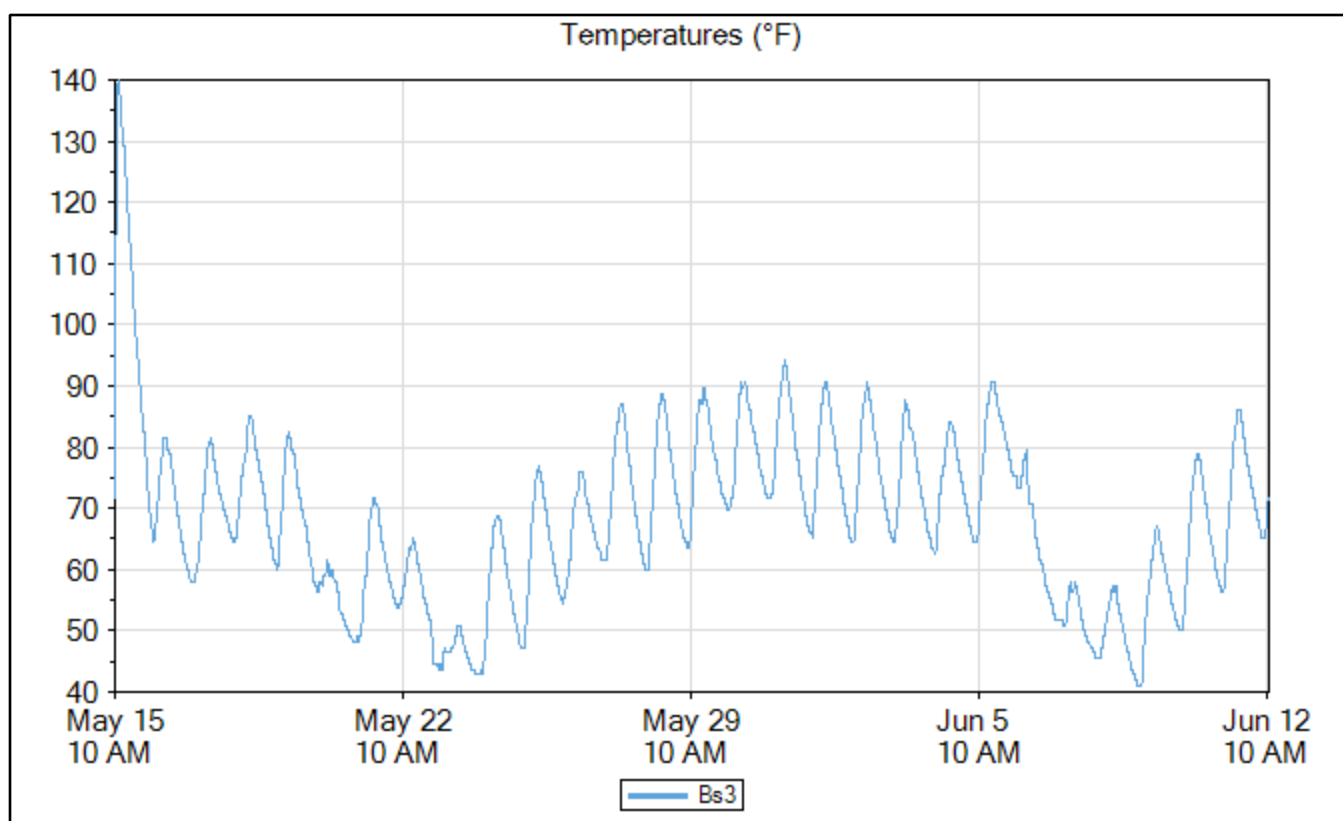
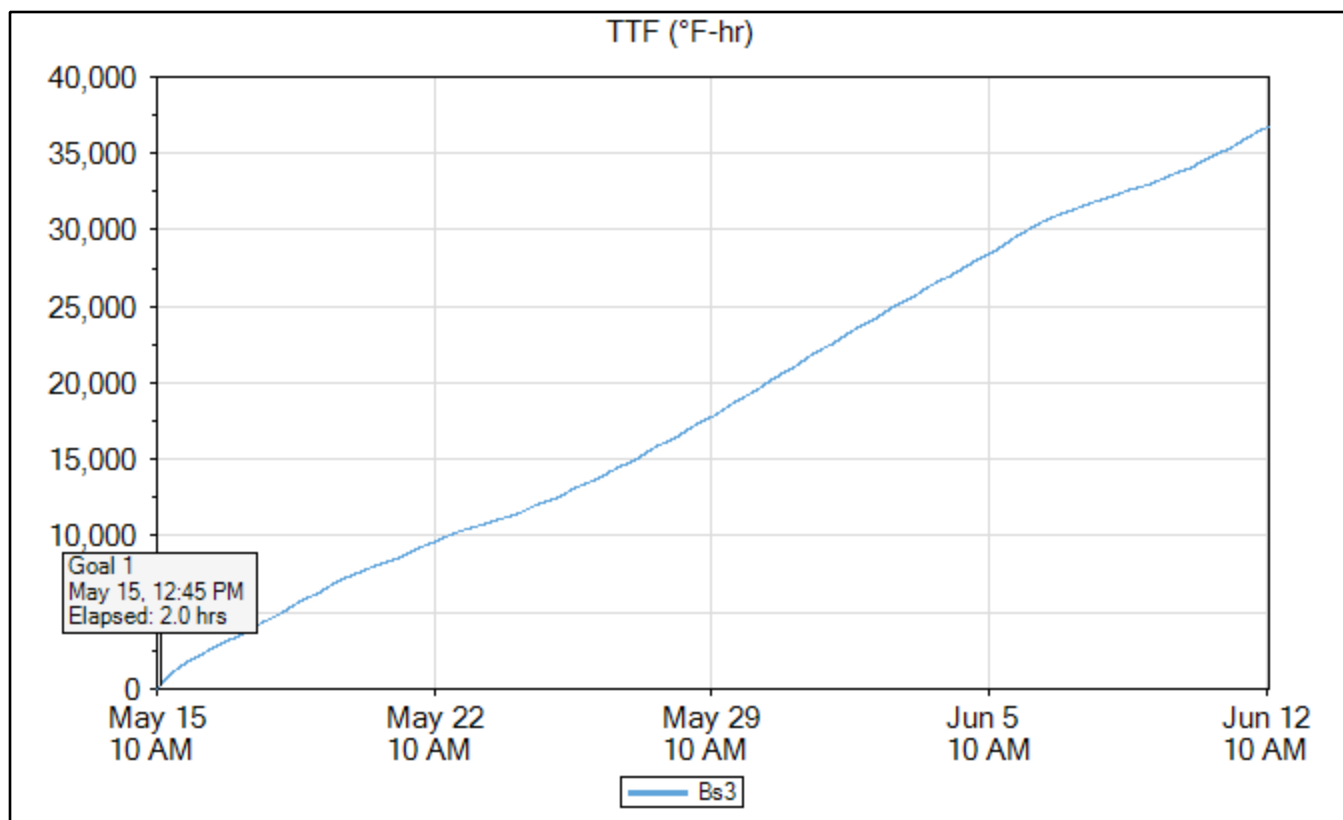
Bs3

	Time	Elapsed Time (days.hours:minutes)	Temperature (°F)	TTF (°F-hr)	Strength (psi)
Goal 1	May 15, 2020 12:45 PM	02:00	140.0	219	4,030
Min Temp	Jun 09, 2020 06:45 AM	24.20:00	41.0	32,833	6,999
Max Temp	May 15, 2020 12:45 PM	02:00	140.0	219	4,030
Download	Jun 12, 2020 11:30 AM	28.00:45	71.6	36,743	7,066

Name	Bs3
Serial Number	0000004DD0AB
Location	
Depth (in)	4.5
Placement Date	May 15, 2020 10:45 AM
Sample Interval (minutes)	15

Maturity Method	Nurse-Saul
Datum Temp (°F)	14



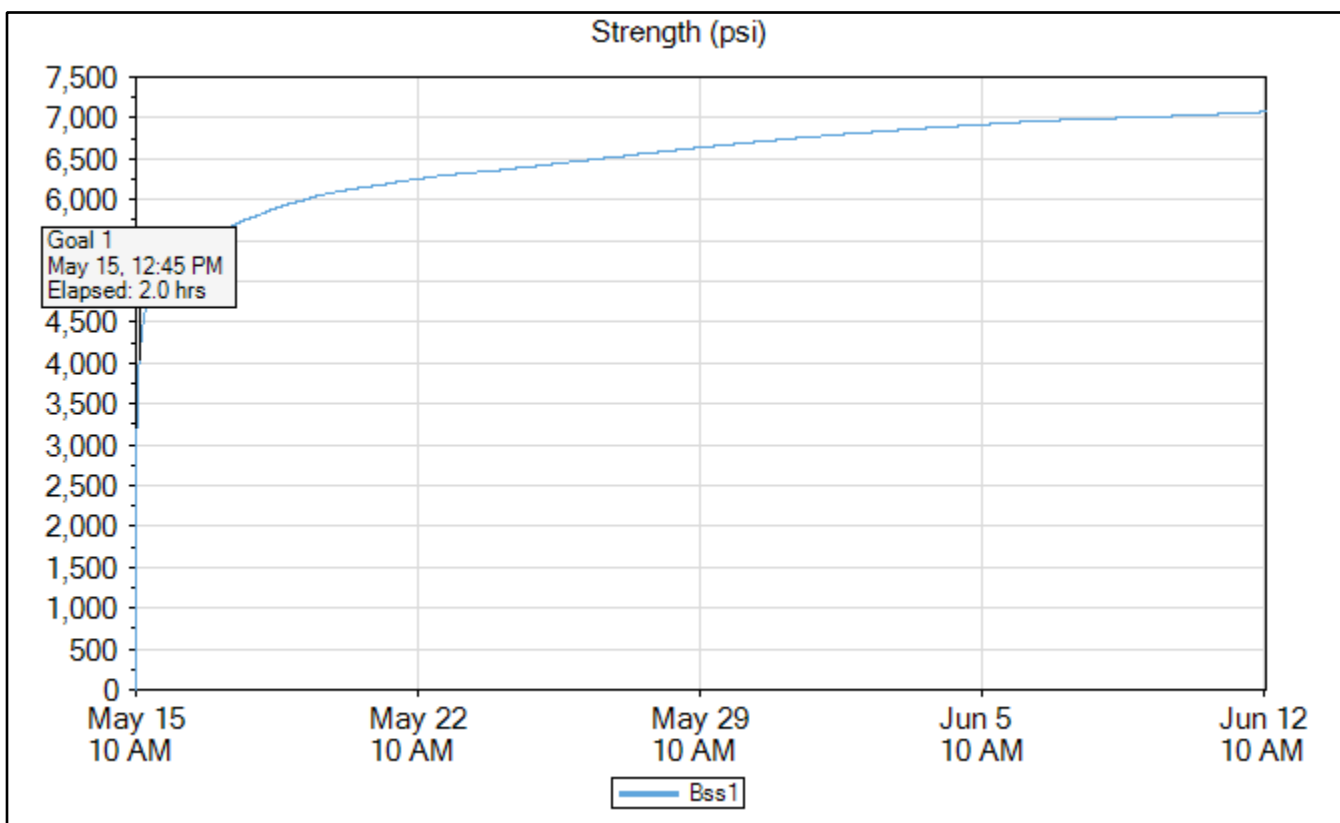


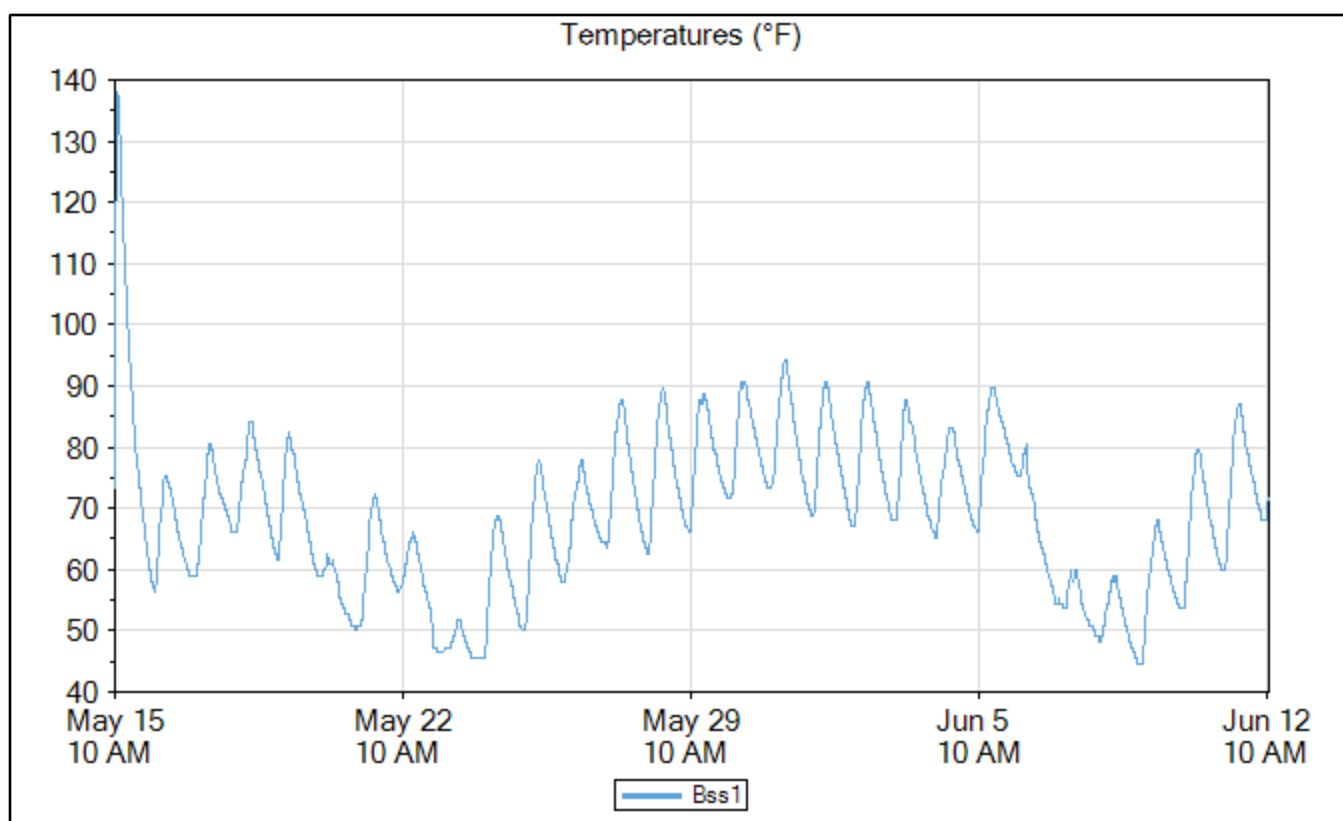
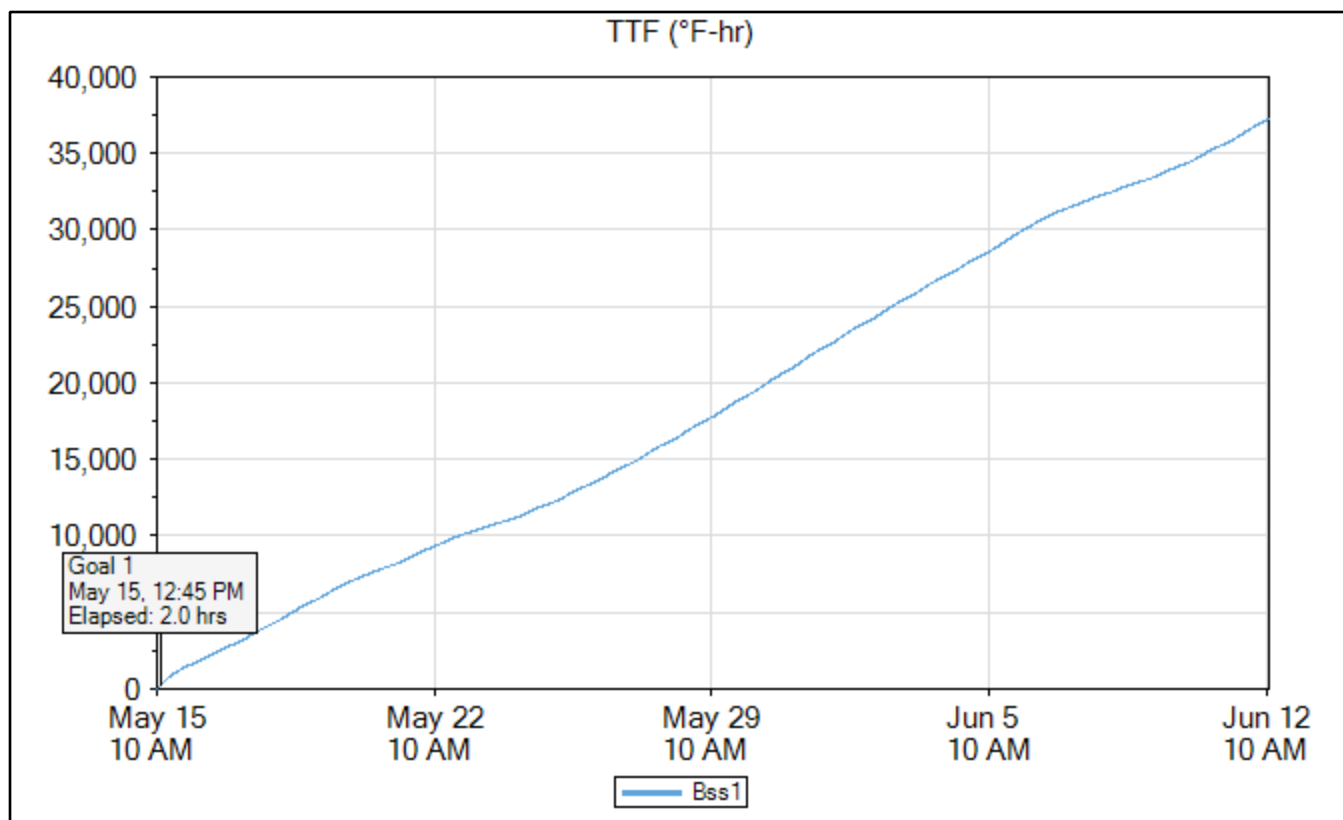
Bss1

	Time	Elapsed Time (days.hours:minutes)	Temperature (°F)	TTF (°F-hr)	Strength (psi)
Goal 1	May 15, 2020 12:45 PM	02:00	137.3	222	4,038
Min Temp	Jun 09, 2020 07:00 AM	24.20:15	44.6	33,188	7,006
Max Temp	May 15, 2020 12:30 PM	01:45	138.2	191	3,949
Download	Jun 12, 2020 11:30 AM	28.00:45	71.6	37,222	7,074

Name	Bss1
Serial Number	0000004DC97E
Location	
Depth (in)	4.5
Placement Date	May 15, 2020 10:45 AM
Sample Interval (minutes)	15

Maturity Method	Nurse-Saul
Datum Temp (°F)	14





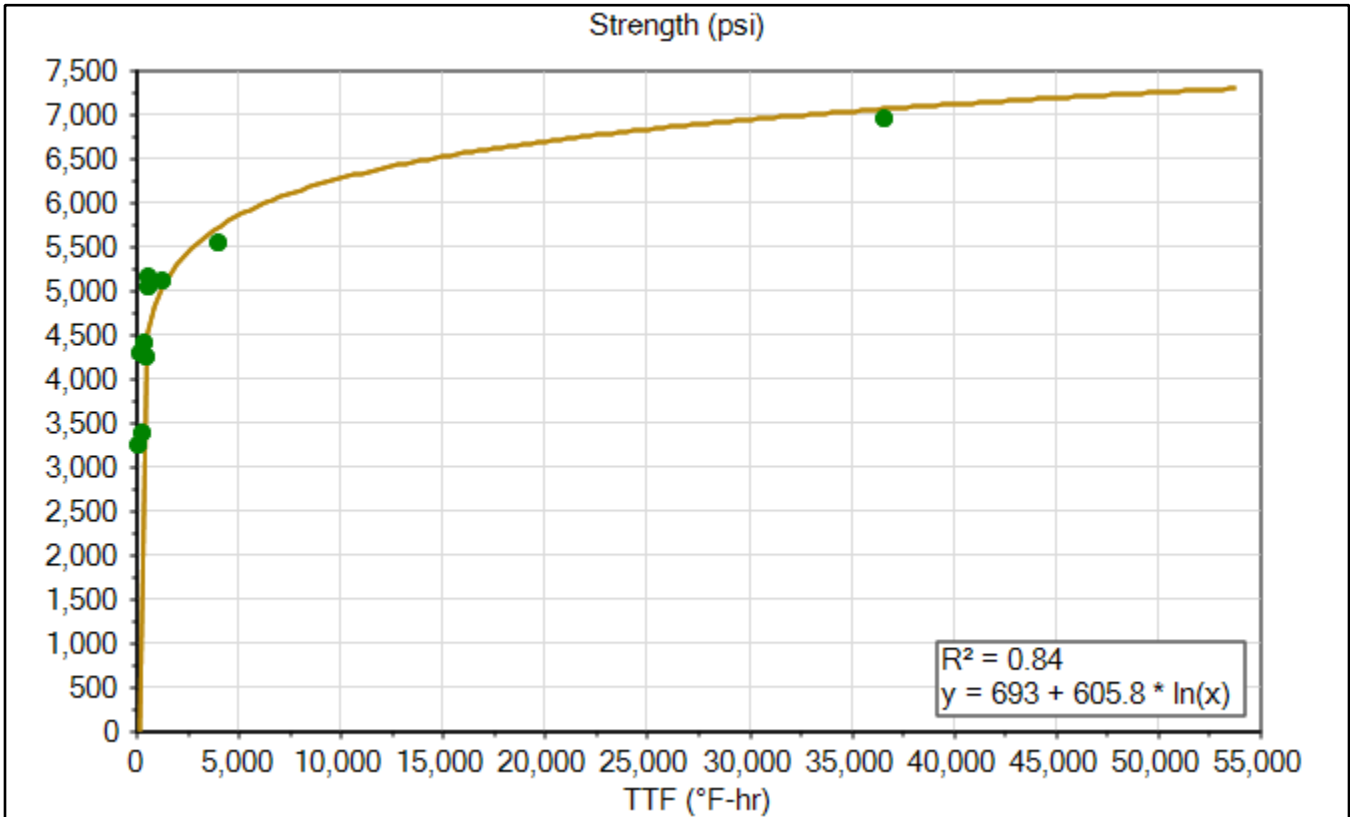
6x12 Cylinders Maturity Curve

Maturity Curve Report

Timestamp	Age (hours)	Strength (psi)	TTF (°F-hr)
May 15, 2020 12:16 PM	1.533333	3,246	136
May 15, 2020 01:07 PM	2.366667	4,298	211
May 15, 2020 02:10 PM	3.433333	3,391	321
May 15, 2020 03:09 PM	4.4	4,419	399
May 15, 2020 04:31 PM	5.766667	4,261	492
May 15, 2020 05:22 PM	6.616667	5,152	545
May 15, 2020 06:06 PM	7.35	5,053	594
May 16, 2020 10:42 AM	23.95	5,121	1,294
May 18, 2020 10:43 AM	71.98333	5,543	3,989
Jun 12, 2020 10:49 AM	672.0667	6,957	36,625

Maturity Method	Nurse-Saul
Datum Temp (°F)	14

Curve-Fit Model	Ln
Intercept (psi)	693
Slope	605.8
Equation	$y = 693 + 605.8 * \ln(x)$
R²	0.84



Signature _____

Print _____

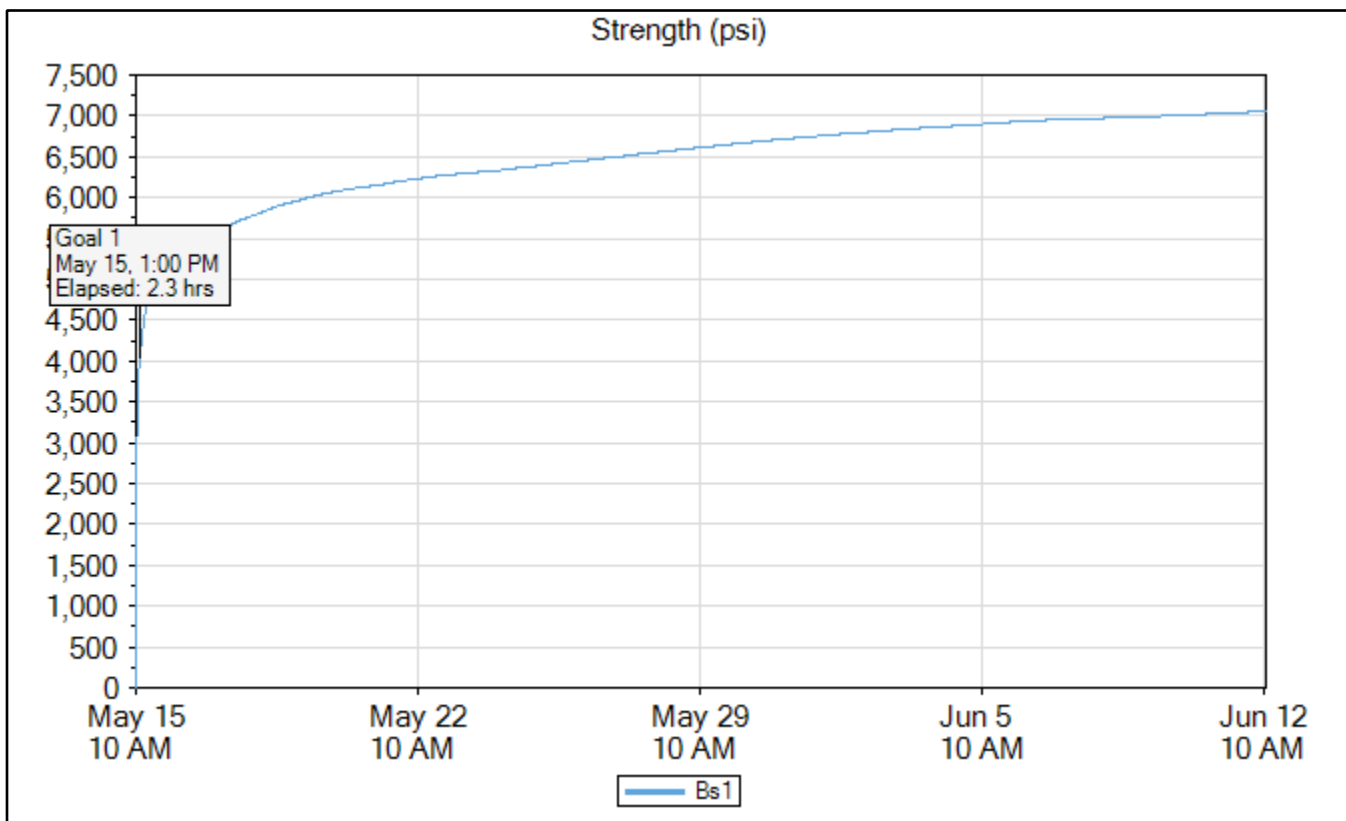
Bs1

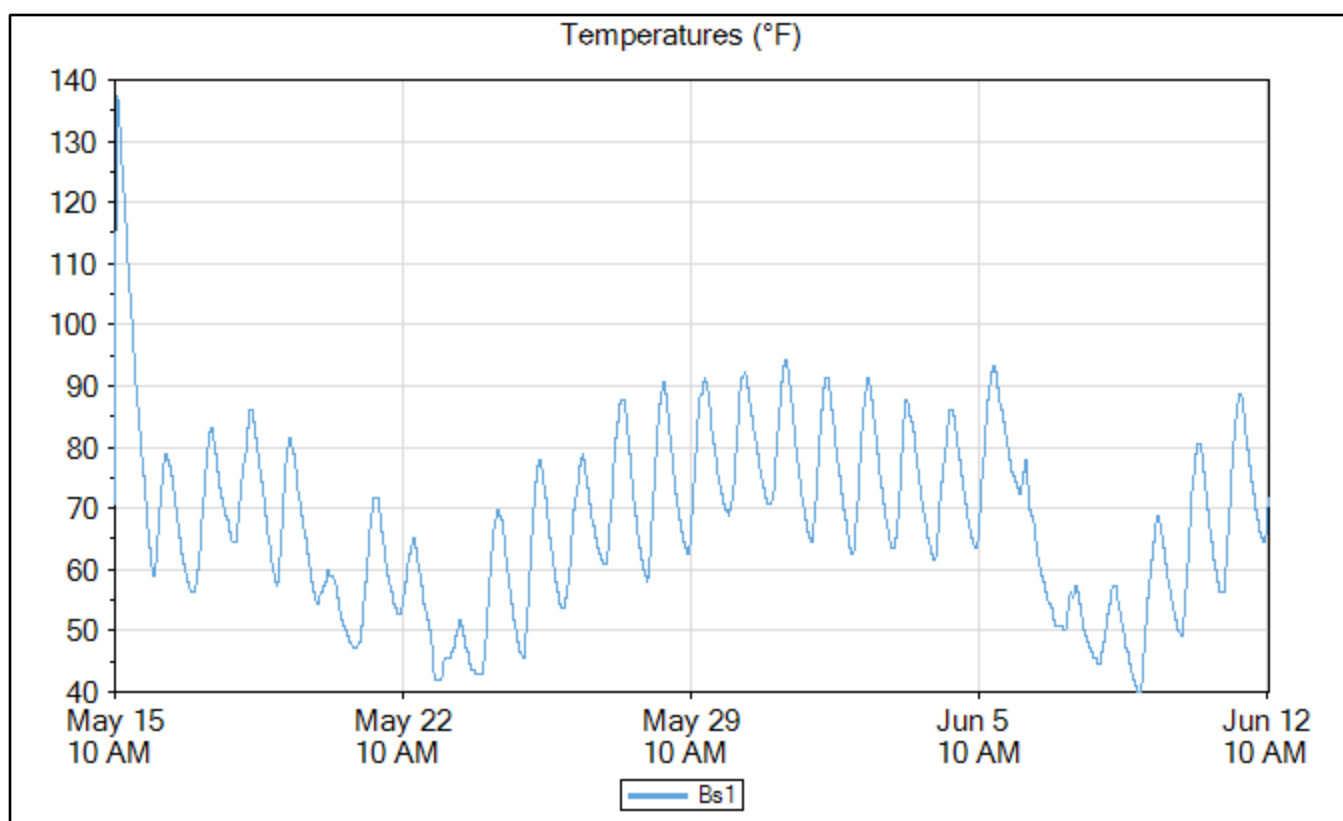
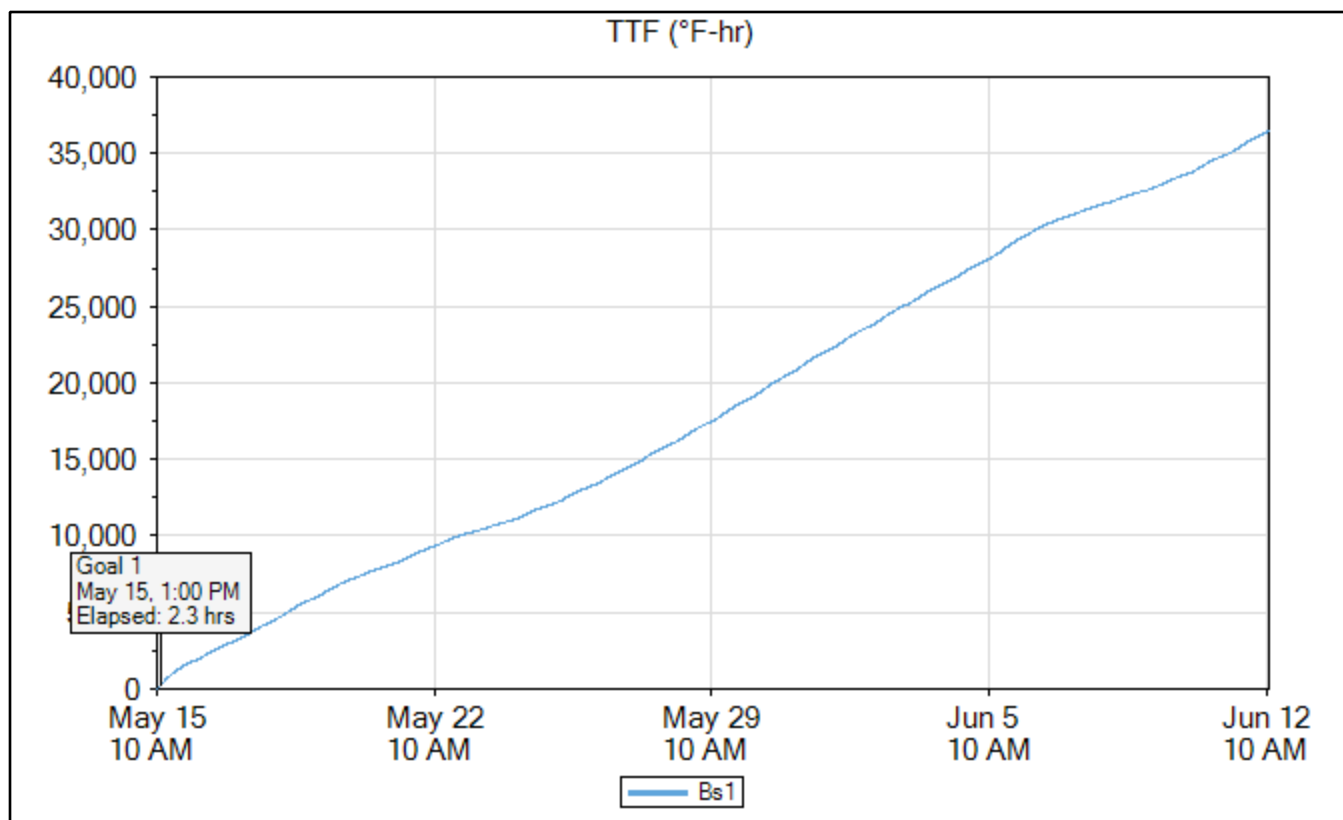
6x12 Cylinders Sensor Data

	Time	Elapsed Time (days.hours:minutes)	Temperature (°F)	TTF (°F-hr)	Strength (psi)
Goal 1	May 15, 2020 01:00 PM	02:15	135.5	248	4,034
Min Temp	Jun 09, 2020 07:15 AM	24.20:30	40.1	32,520	6,987
Max Temp	May 15, 2020 12:30 PM	01:45	137.3	187	3,863
Download	Jun 12, 2020 11:45 AM	28.01:00	71.6	36,472	7,056

Name	Bs1
Serial Number	0000004DB24F
Location	
Depth (in)	4.5
Placement Date	May 15, 2020 10:45 AM
Sample Interval (minutes)	15

Maturity Method	Nurse-Saul
Datum Temp (°F)	14



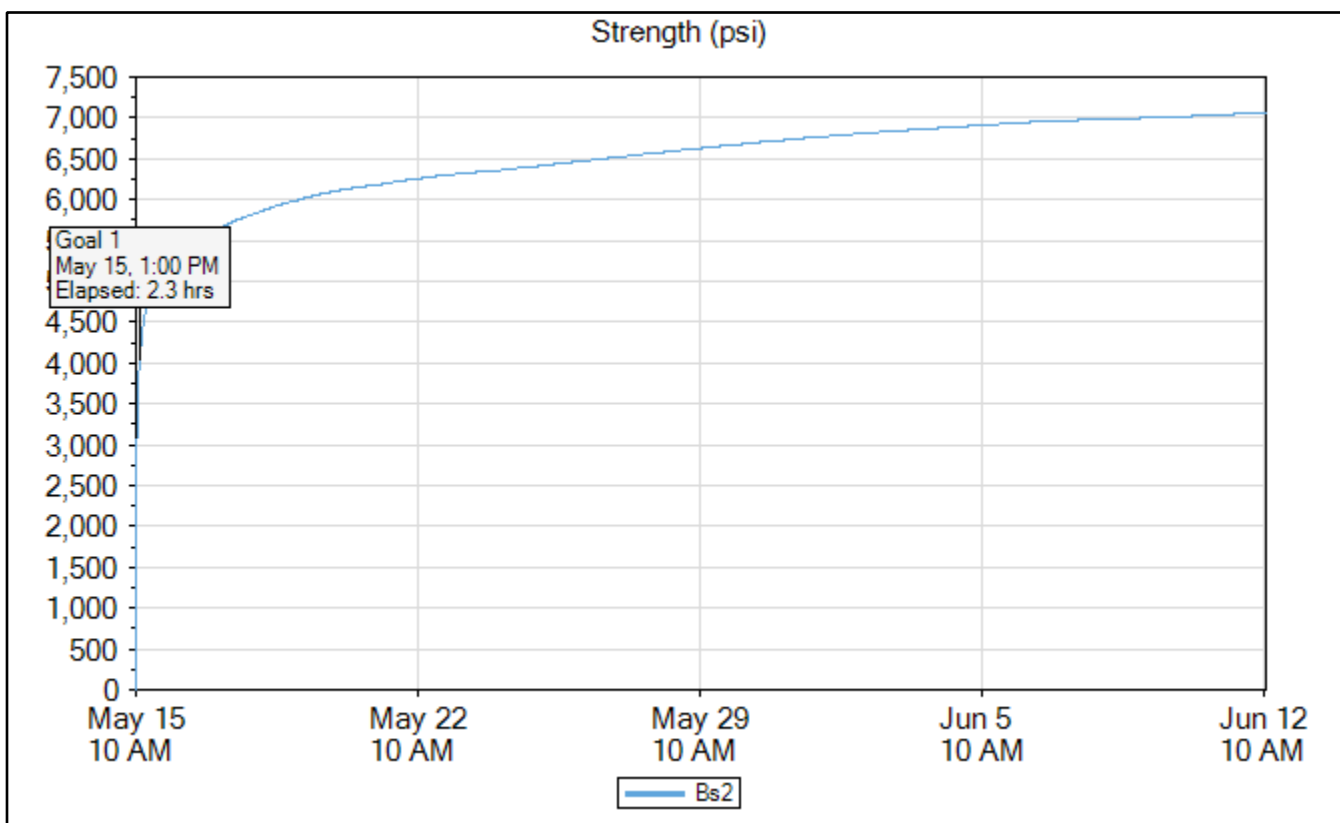


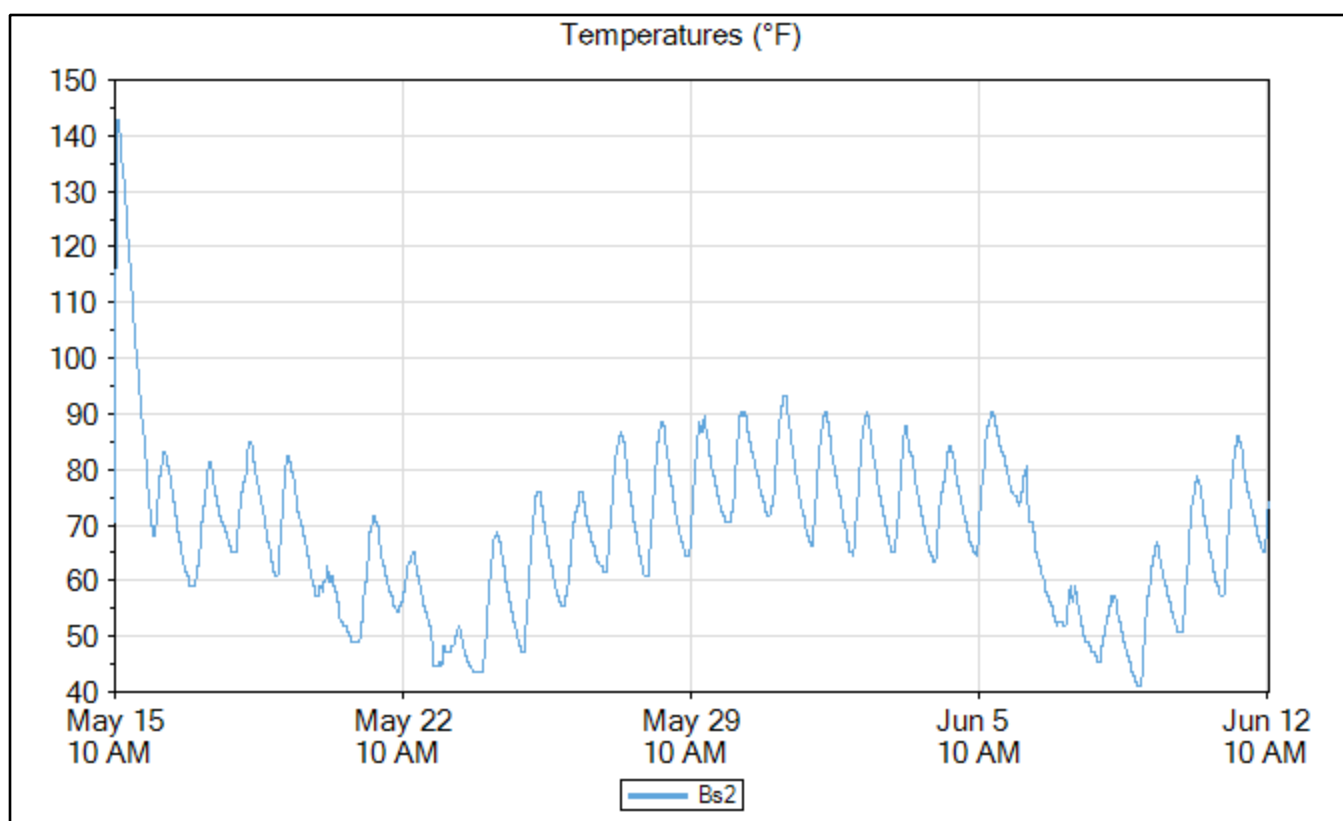
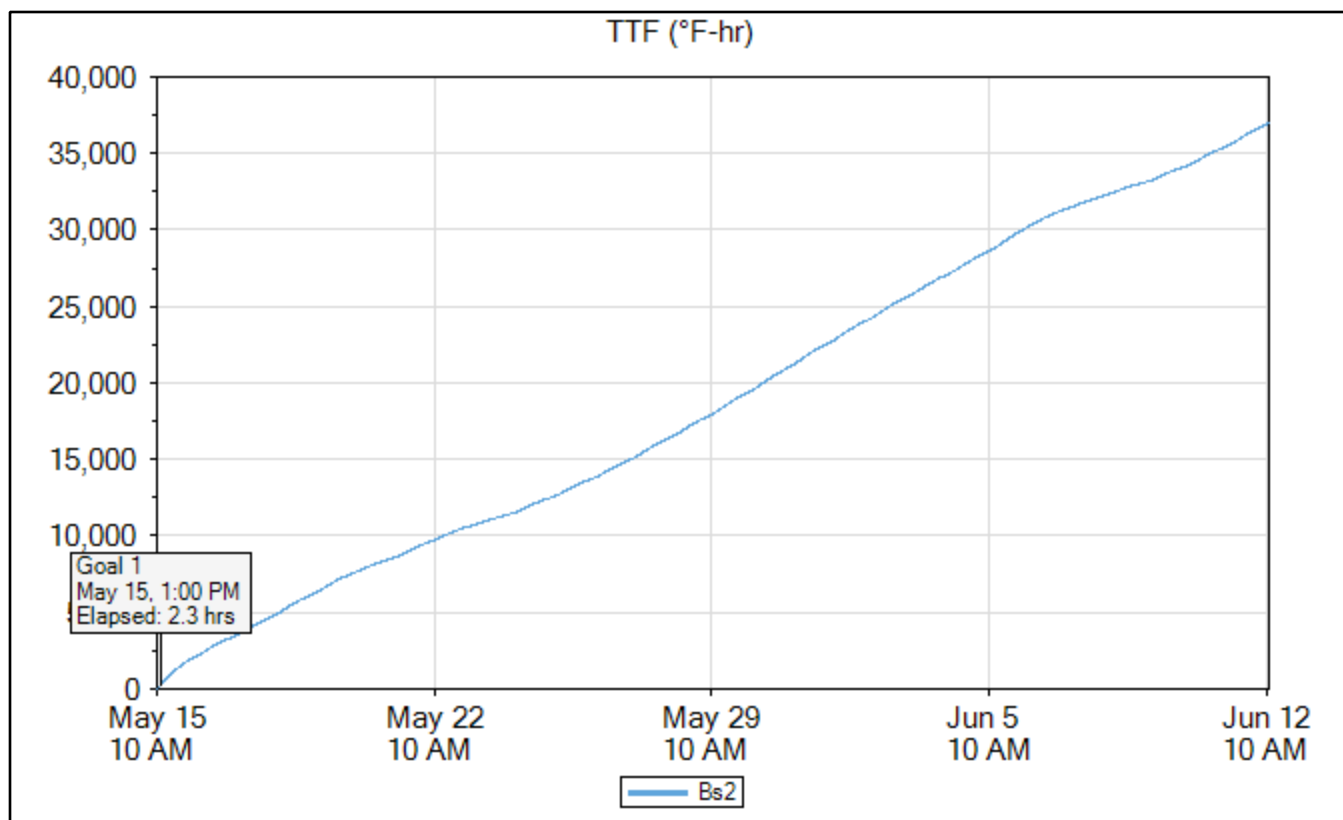
Bs2

	Time	Elapsed Time (days.hours:minutes)	Temperature (°F)	TTF (°F-hr)	Strength (psi)
Goal 1	May 15, 2020 01:00 PM	02:15	141.8	256	4,053
Min Temp	Jun 09, 2020 07:30 AM	24.20:45	41.0	33,077	6,997
Max Temp	May 15, 2020 12:30 PM	01:45	142.7	192	3,878
Download	Jun 12, 2020 11:45 AM	28.01:00	74.3	36,996	7,065

Name	Bs2
Serial Number	0000004DB38A
Location	
Depth (in)	4.0
Placement Date	May 15, 2020 10:45 AM
Sample Interval (minutes)	15

Maturity Method	Nurse-Saul
Datum Temp (°F)	14



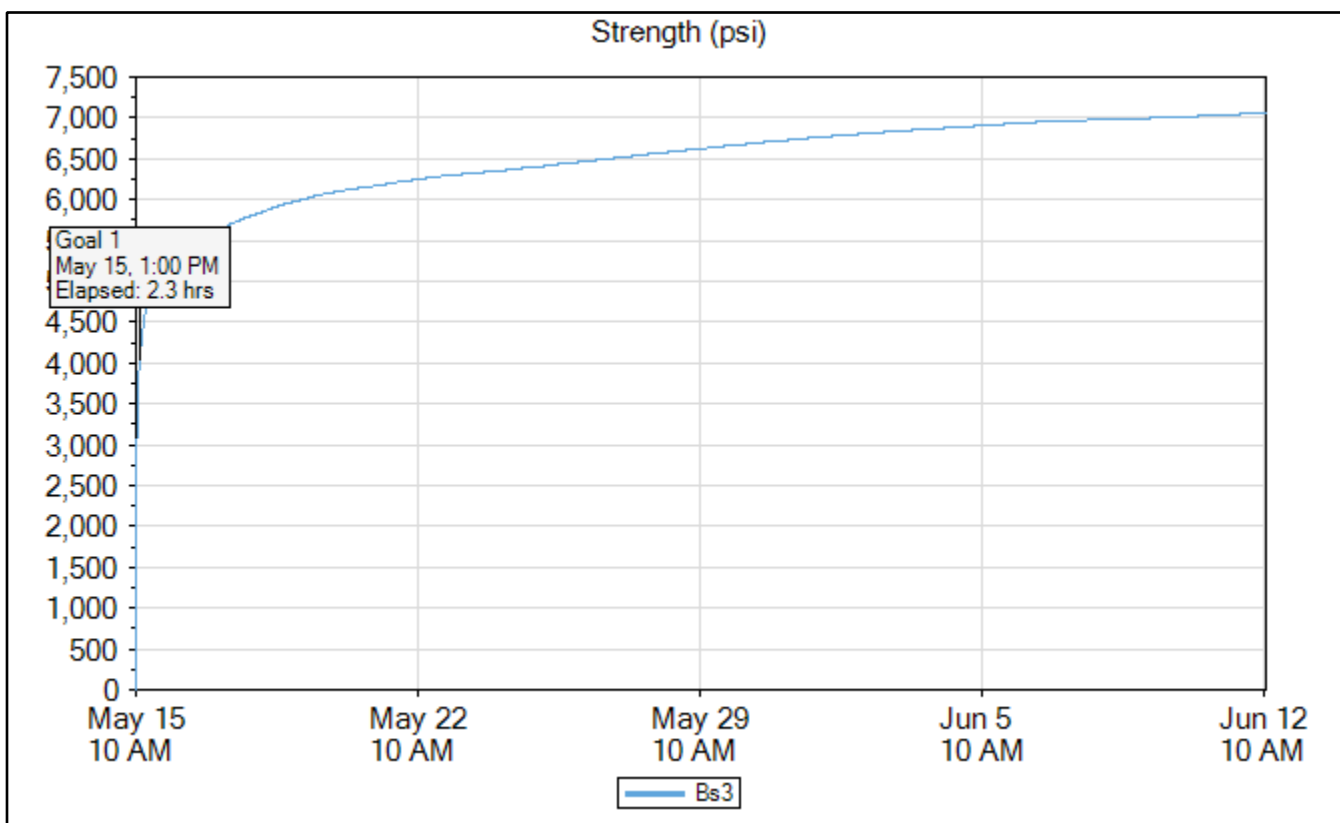


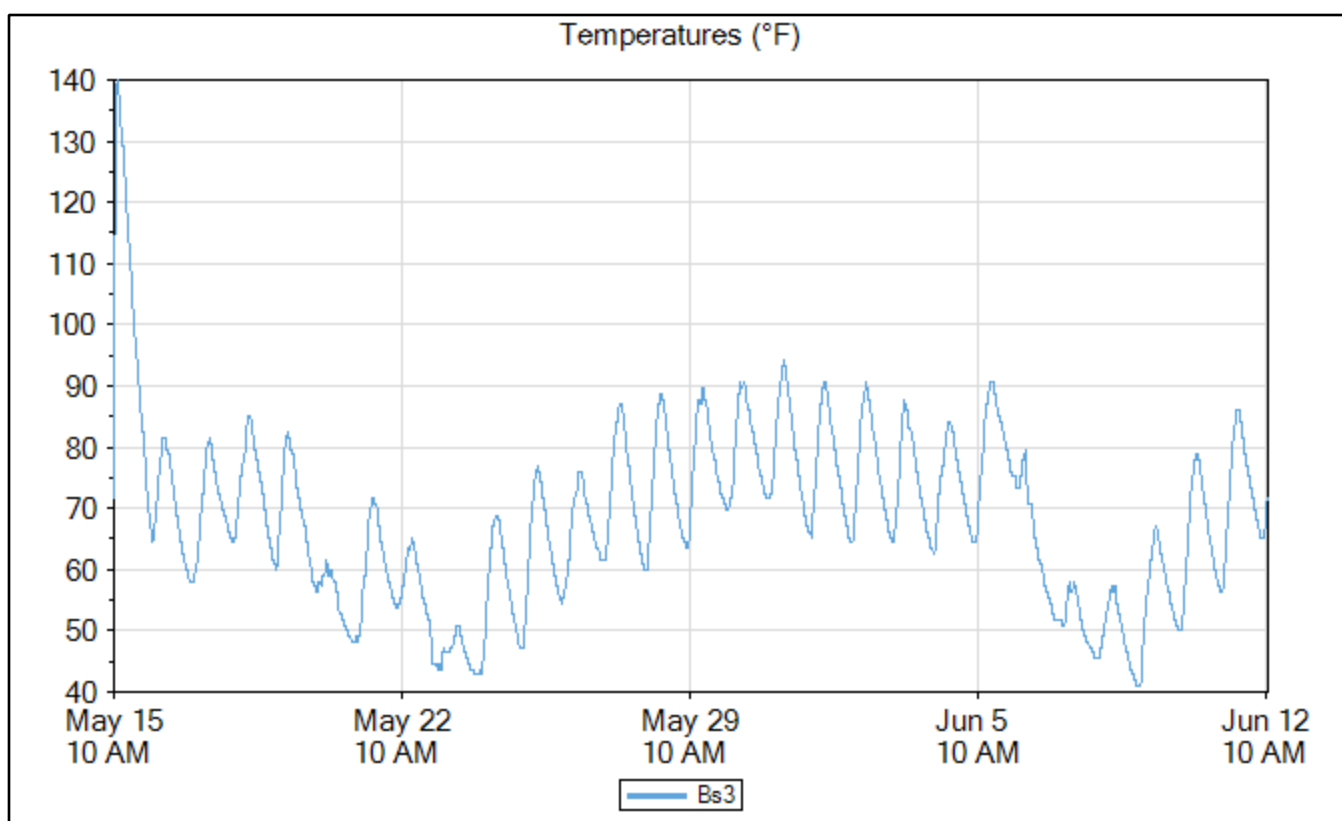
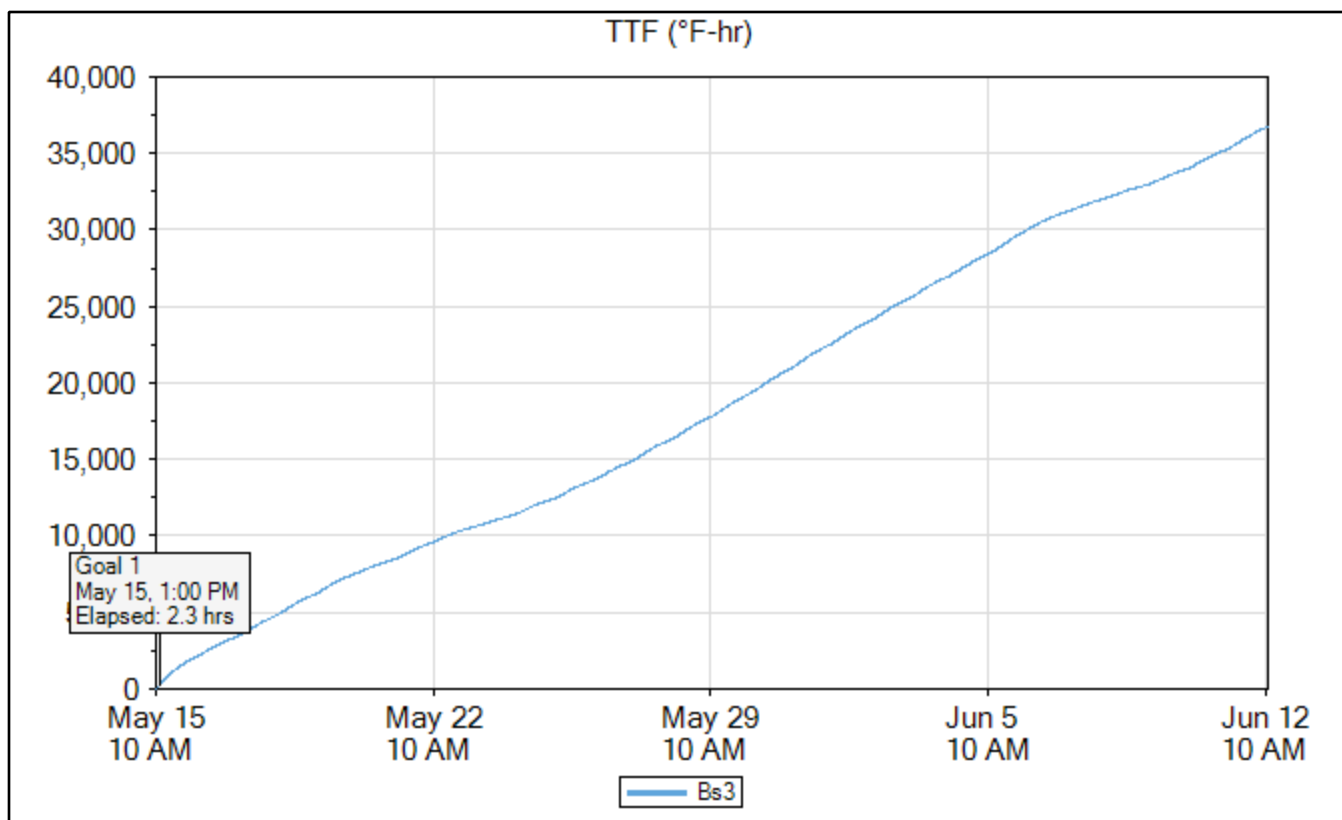
Bs3

	Time	Elapsed Time (days.hours:minutes)	Temperature (°F)	TTF (°F-hr)	Strength (psi)
Goal 1	May 15, 2020 01:00 PM	02:15	139.1	251	4,039
Min Temp	Jun 09, 2020 06:45 AM	24.20:00	41.0	32,833	6,992
Max Temp	May 15, 2020 12:45 PM	02:00	140.0	219	3,959
Download	Jun 12, 2020 11:30 AM	28.00:45	71.6	36,743	7,061

Name	Bs3
Serial Number	0000004DD0AB
Location	
Depth (in)	4.5
Placement Date	May 15, 2020 10:45 AM
Sample Interval (minutes)	15

Maturity Method	Nurse-Saul
Datum Temp (°F)	14



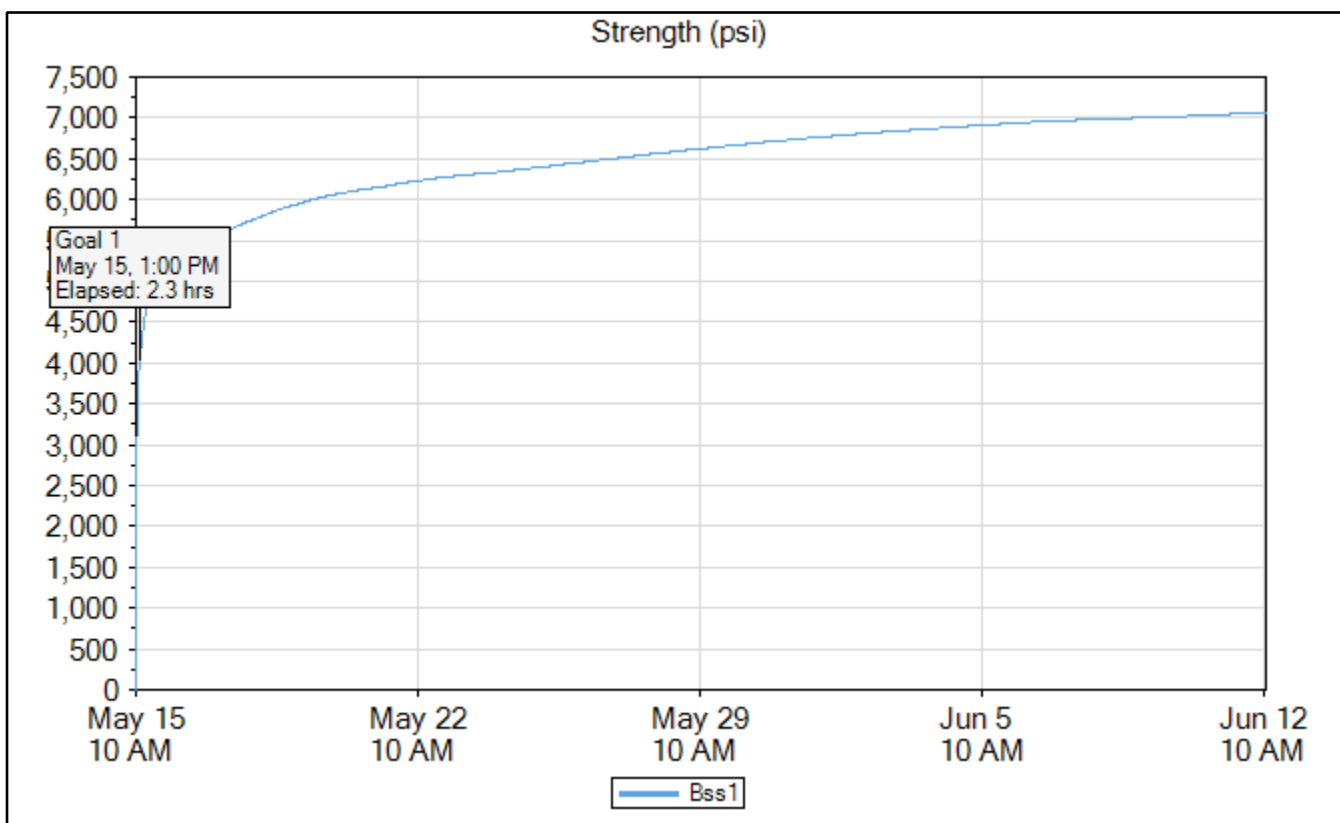


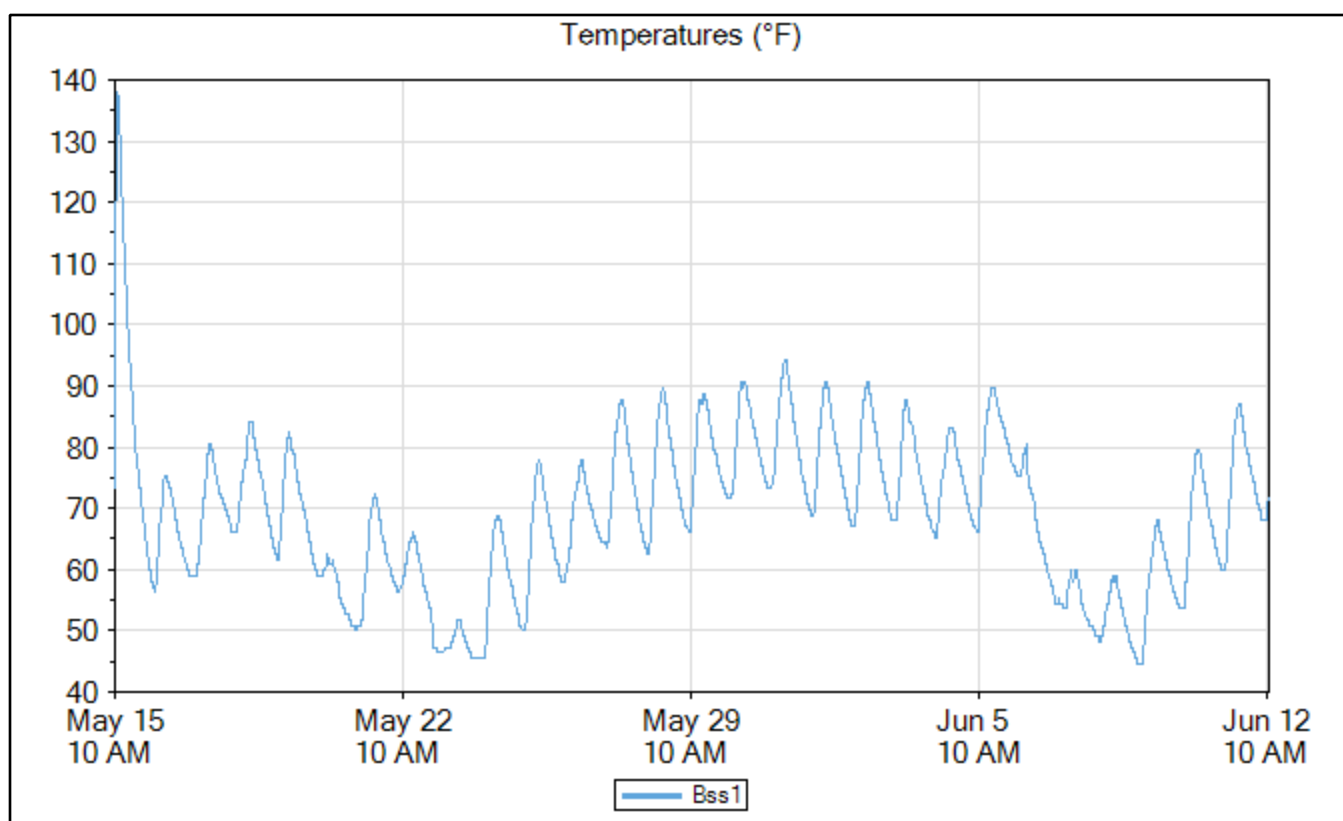
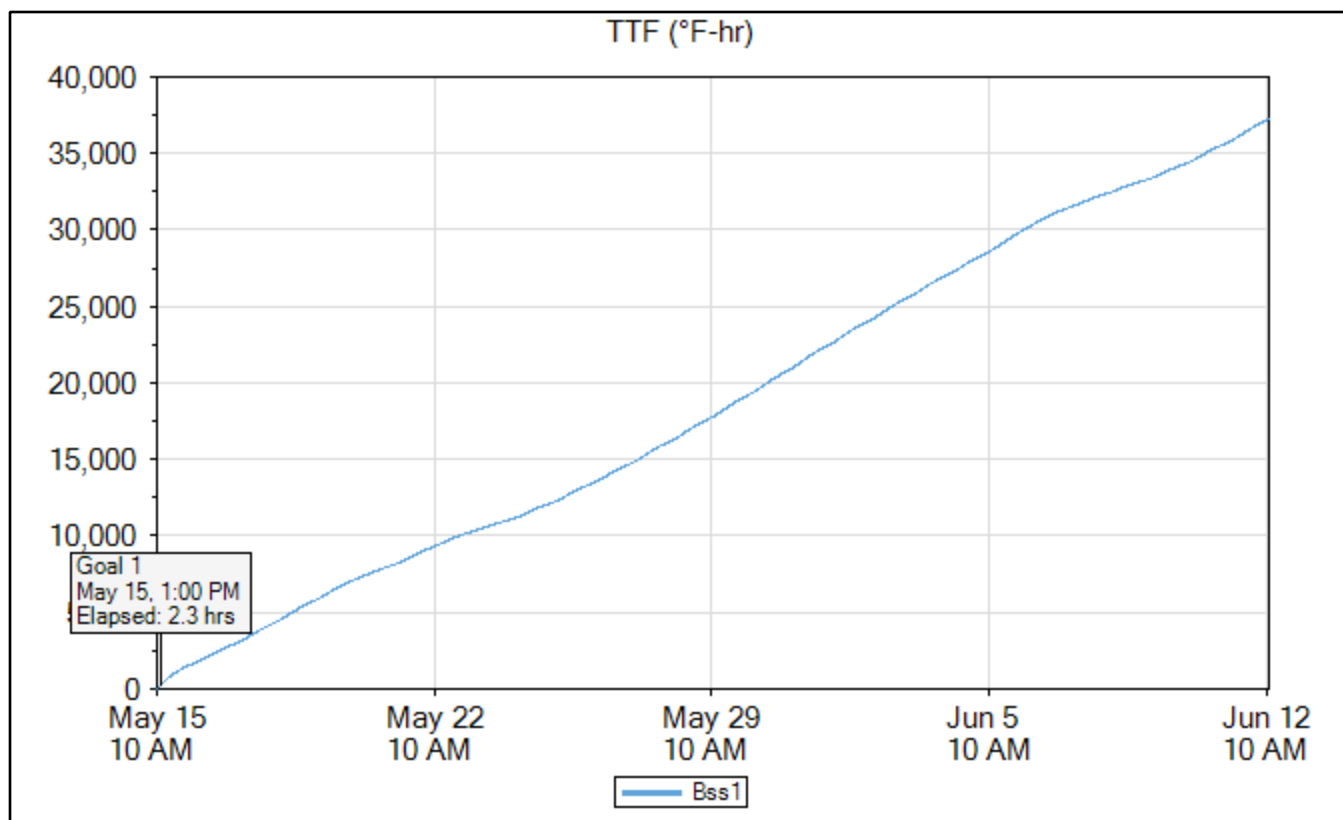
Bss1

	Time	Elapsed Time (days.hours:minutes)	Temperature (°F)	TTF (°F-hr)	Strength (psi)
Goal 1	May 15, 2020 01:00 PM	02:15	135.5	253	4,044
Min Temp	Jun 09, 2020 07:00 AM	24.20:15	44.6	33,188	6,999
Max Temp	May 15, 2020 12:30 PM	01:45	138.2	191	3,876
Download	Jun 12, 2020 11:30 AM	28.00:45	71.6	37,222	7,068

Name	Bss1
Serial Number	0000004DC97E
Location	
Depth (in)	4.5
Placement Date	May 15, 2020 10:45 AM
Sample Interval (minutes)	15

Maturity Method	Nurse-Saul
Datum Temp (°F)	14





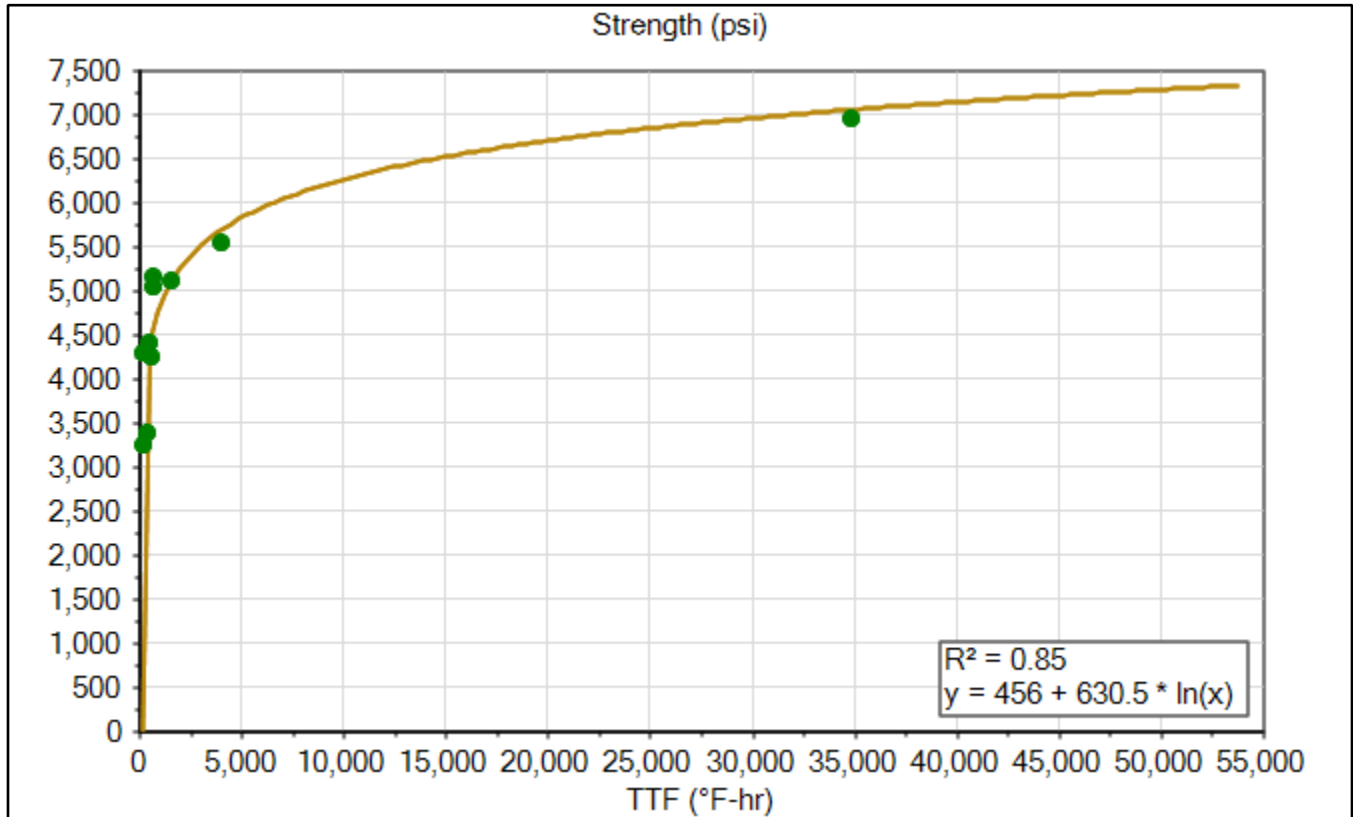
4x8 Insulated Cylinders Maturity Curve

Maturity Curve Report

Timestamp	Age (hours)	Strength (psi)	TTF (°F-hr)
May 15, 2020 12:16 PM	1.533333	3,246	148
May 15, 2020 01:07 PM	2.366667	4,298	234
May 15, 2020 02:10 PM	3.433333	3,391	369
May 15, 2020 03:09 PM	4.4	4,419	468
May 15, 2020 04:31 PM	5.766667	4,261	583
May 15, 2020 05:22 PM	6.616667	5,152	647
May 15, 2020 06:06 PM	7.35	5,053	709
May 16, 2020 10:42 AM	23.95	5,121	1,535
May 18, 2020 10:43 AM	71.98333	5,543	4,015
Jun 12, 2020 10:49 AM	672.0667	6,957	34,851

Maturity Method	Nurse-Saul
Datum Temp (°F)	14

Curve-Fit Model	Ln
Intercept (psi)	456
Slope	630.5
Equation	$y = 456 + 630.5 * \ln(x)$
R²	0.85



Signature _____

Print _____

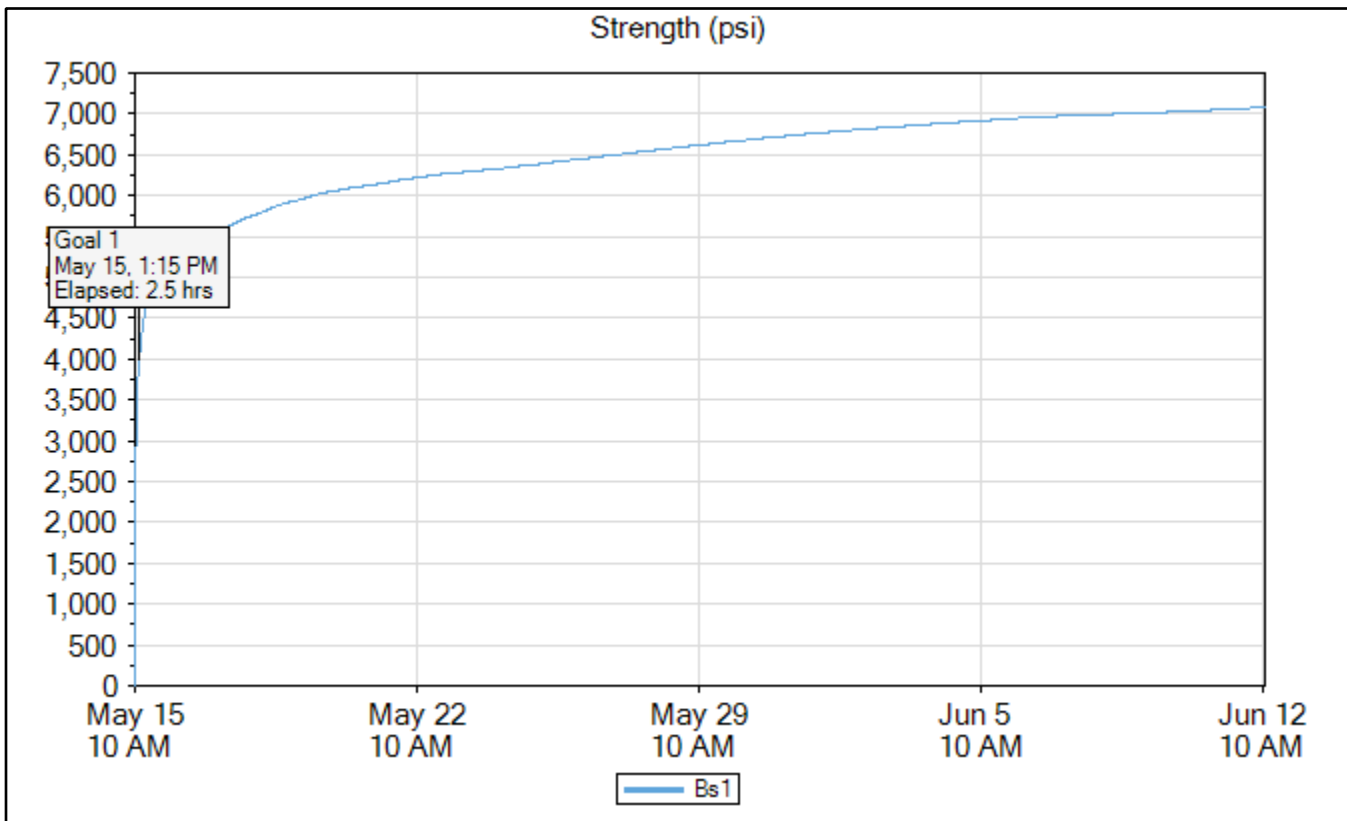
Bs1

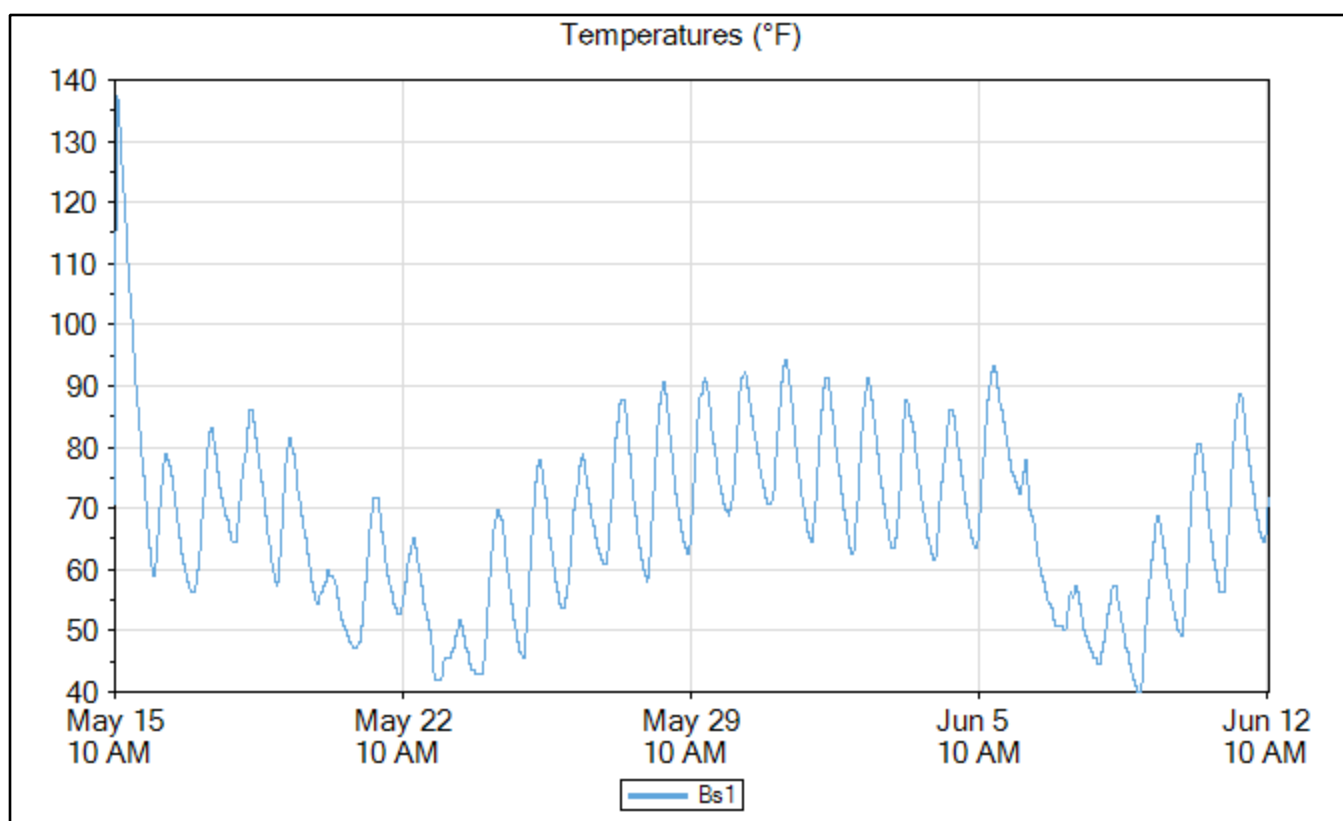
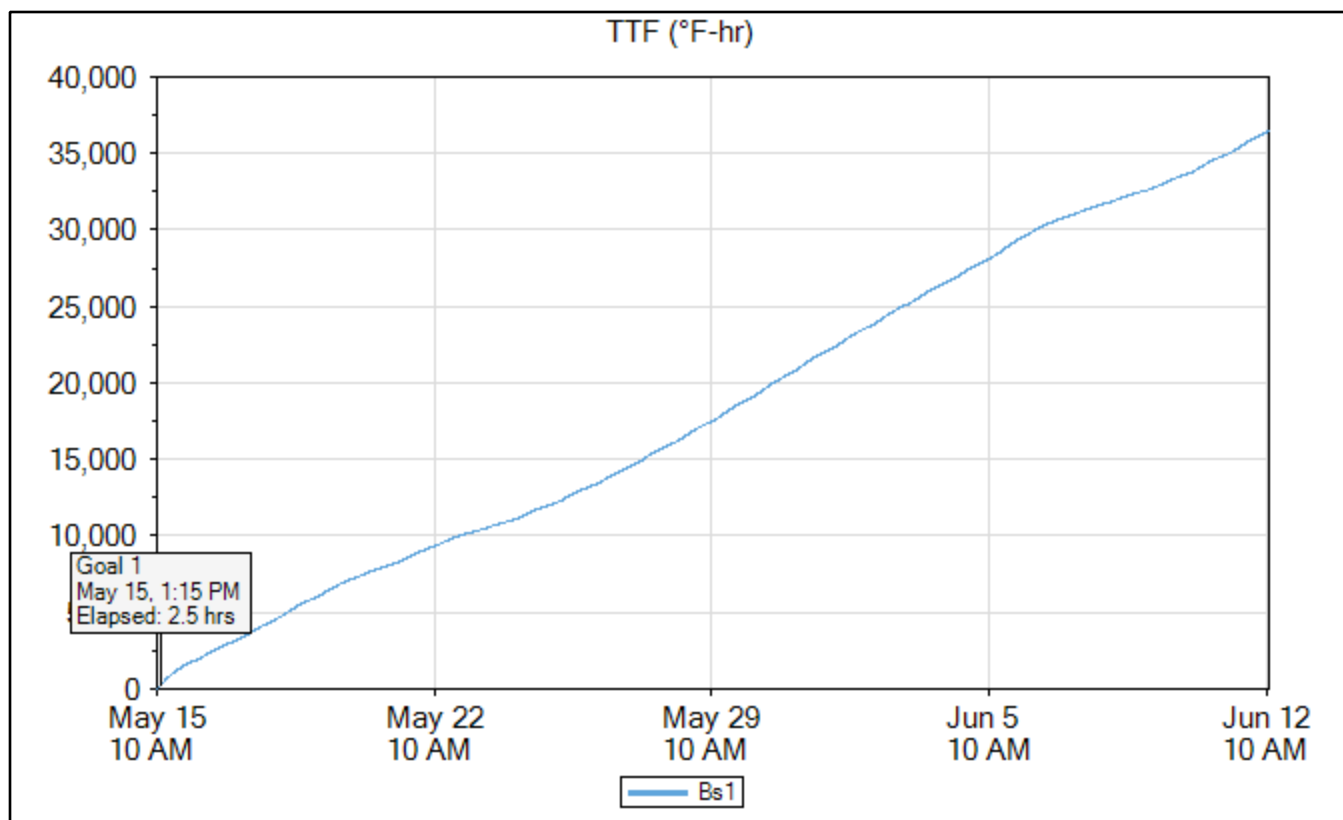
4x8 Insulated Cylinders Sensor Data

	Time	Elapsed Time (days.hours:minutes)	Temperature (°F)	TTF (°F-hr)	Strength (psi)
Goal 1	May 15, 2020 01:15 PM	02:30	134.6	279	4,006
Min Temp	Jun 09, 2020 07:15 AM	24.20:30	40.1	32,520	7,007
Max Temp	May 15, 2020 12:30 PM	01:45	137.3	187	3,756
Download	Jun 12, 2020 11:45 AM	28.01:00	71.6	36,472	7,079

Name	Bs1
Serial Number	0000004DB24F
Location	
Depth (in)	4.5
Placement Date	May 15, 2020 10:45 AM
Sample Interval (minutes)	15

Maturity Method	Nurse-Saul
Datum Temp (°F)	14



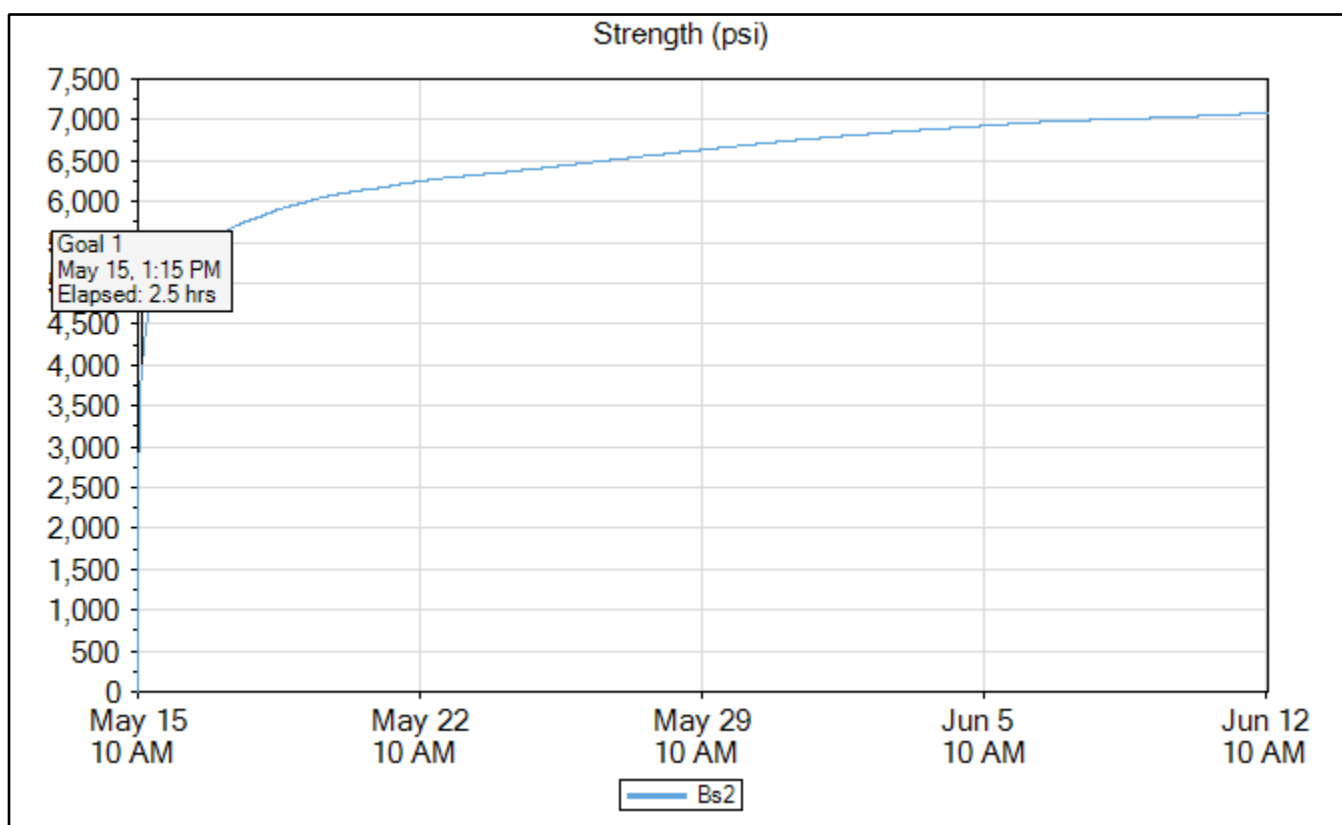


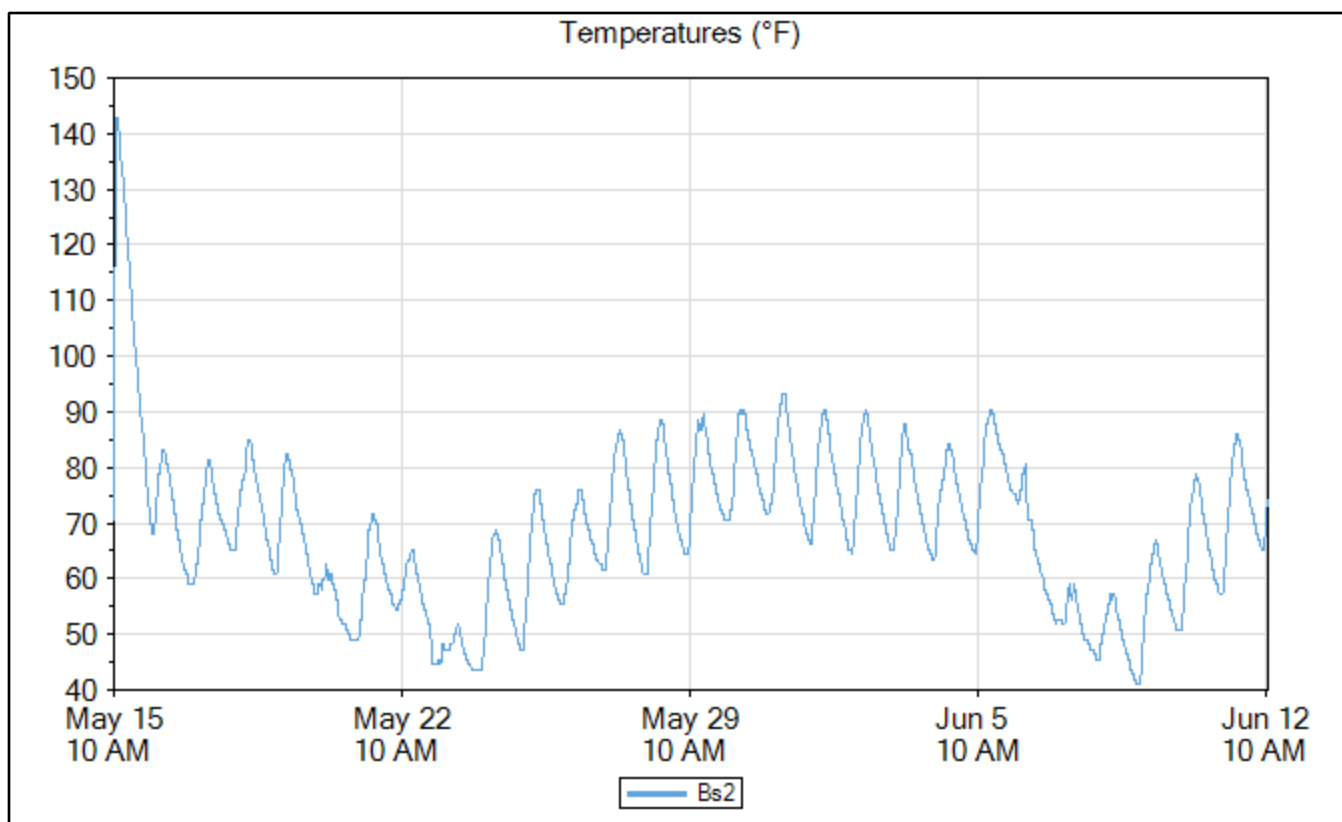
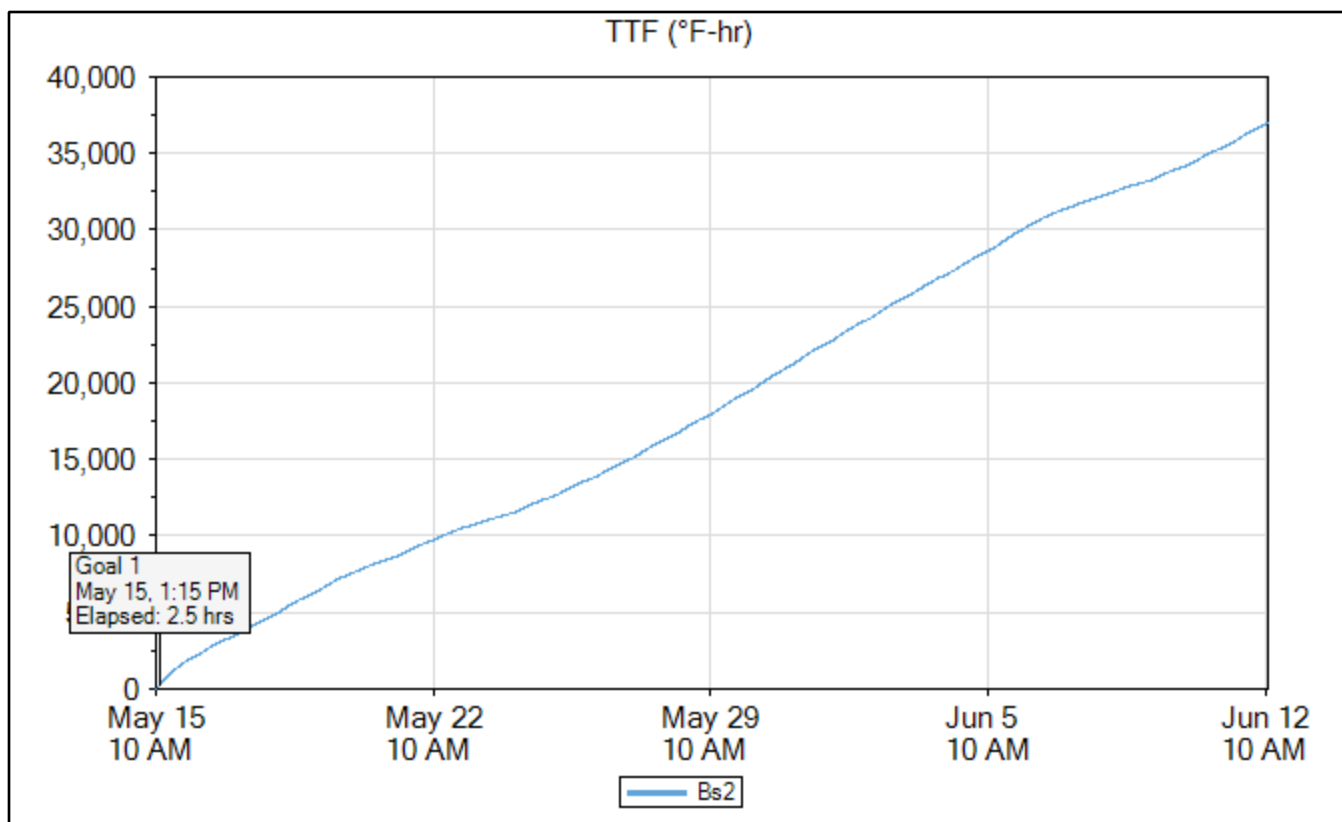
Bs2

	Time	Elapsed Time (days.hours:minutes)	Temperature (°F)	TTF (°F-hr)	Strength (psi)
Goal 1	May 15, 2020 01:15 PM	02:30	140.9	288	4,027
Min Temp	Jun 09, 2020 07:30 AM	24.20:45	41.0	33,077	7,018
Max Temp	May 15, 2020 12:30 PM	01:45	142.7	192	3,771
Download	Jun 12, 2020 11:45 AM	28.01:00	74.3	36,996	7,088

Name	Bs2
Serial Number	0000004DB38A
Location	
Depth (in)	4.0
Placement Date	May 15, 2020 10:45 AM
Sample Interval (minutes)	15

Maturity Method	Nurse-Saul
Datum Temp (°F)	14



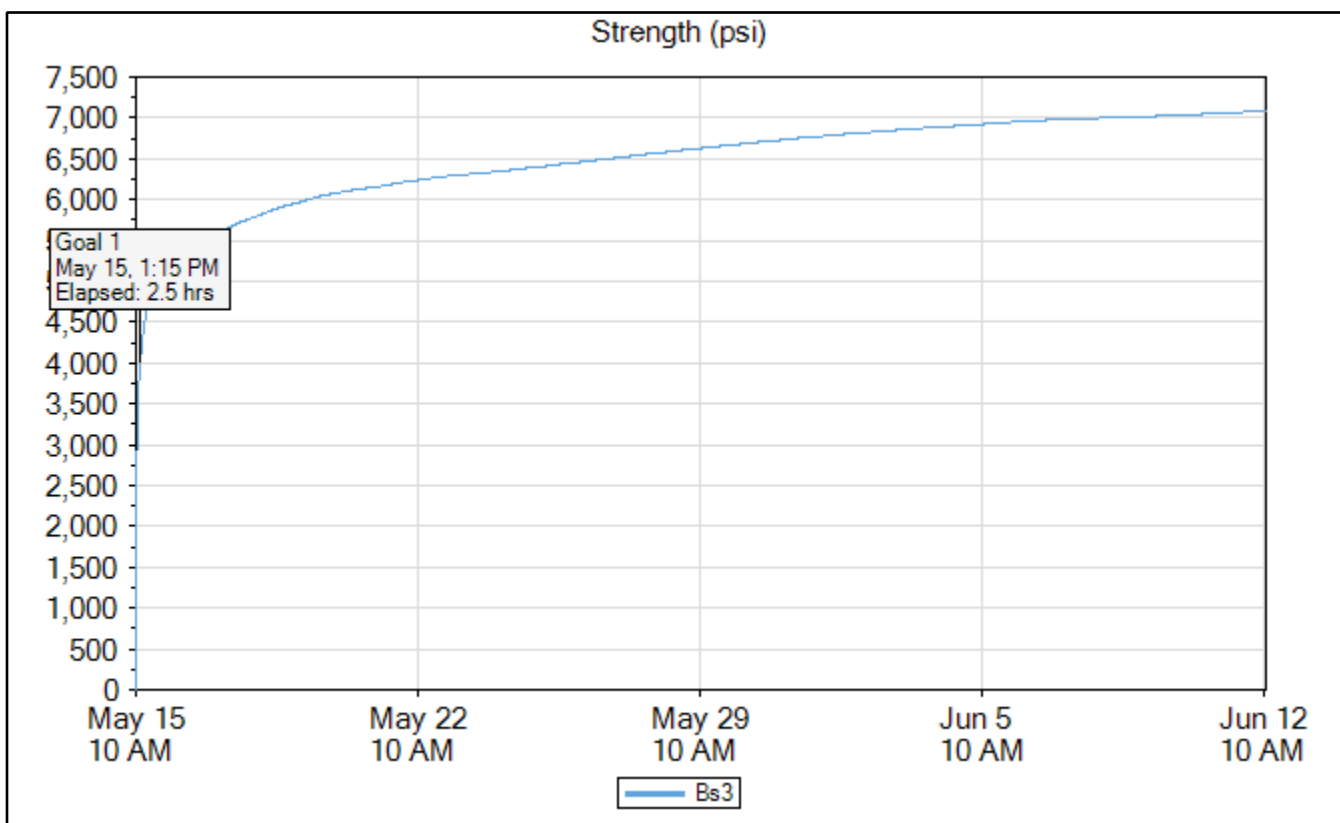


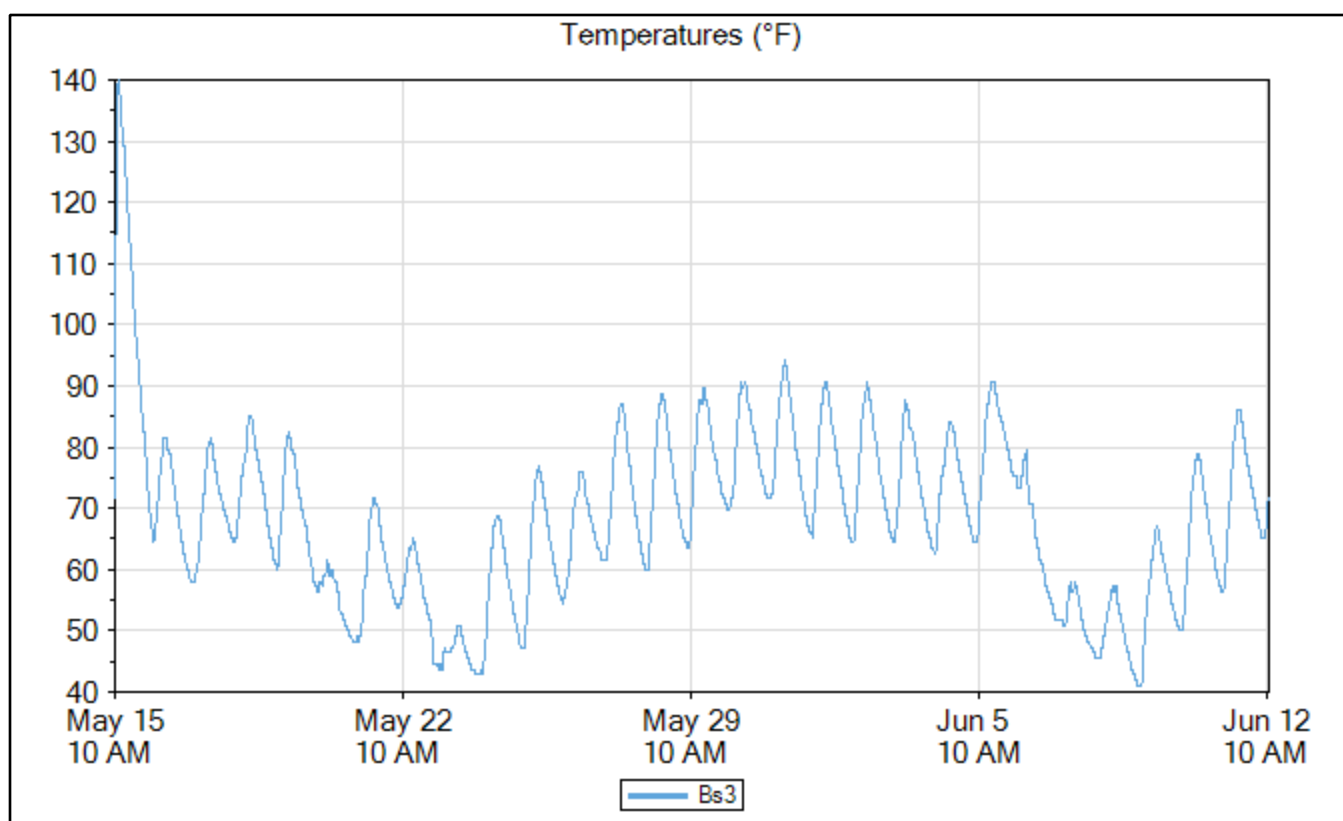
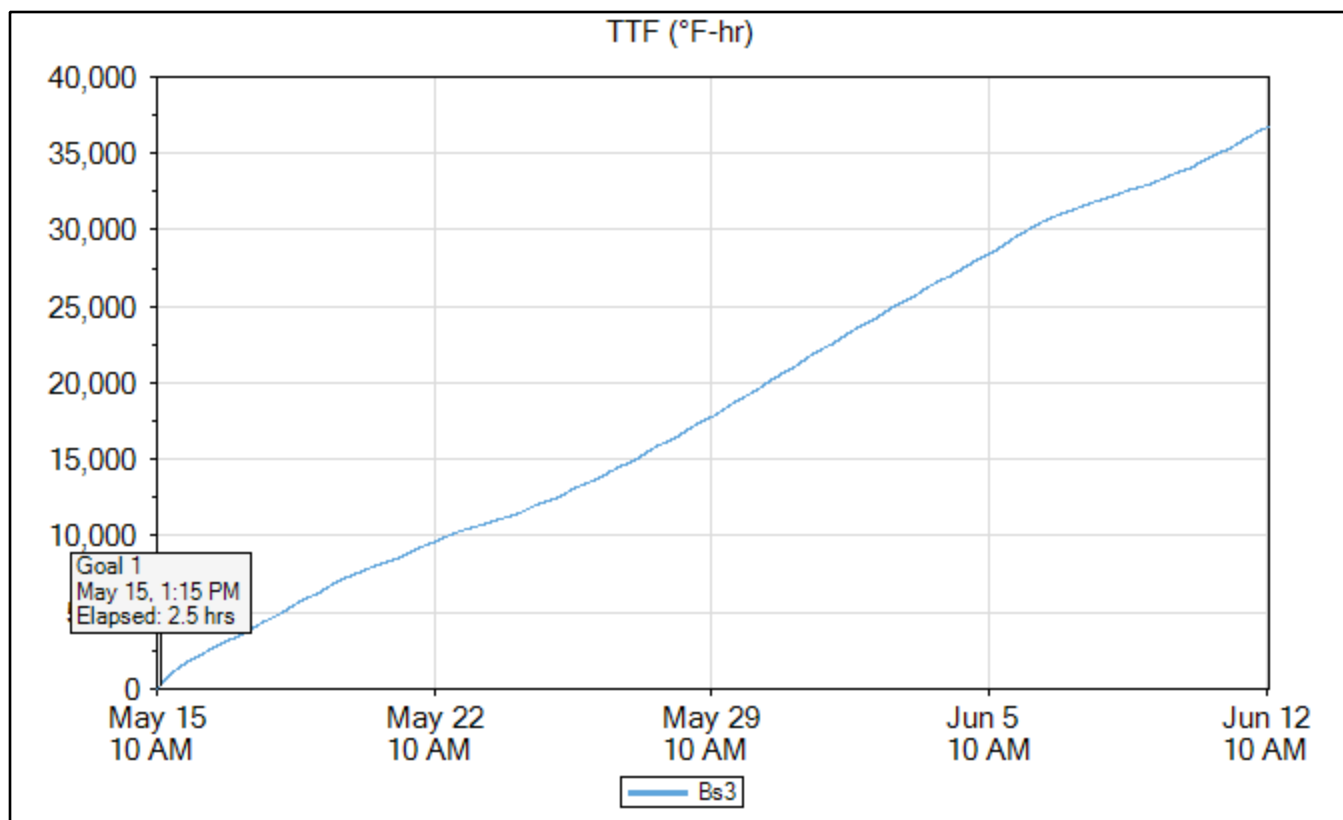
Bs3

	Time	Elapsed Time (days.hours:minutes)	Temperature (°F)	TTF (°F-hr)	Strength (psi)
Goal 1	May 15, 2020 01:15 PM	02:30	138.2	282	4,013
Min Temp	Jun 09, 2020 06:45 AM	24.20:00	41.0	32,833	7,013
Max Temp	May 15, 2020 12:45 PM	02:00	140.0	219	3,855
Download	Jun 12, 2020 11:30 AM	28.00:45	71.6	36,743	7,084

Name	Bs3
Serial Number	0000004DD0AB
Location	
Depth (in)	4.5
Placement Date	May 15, 2020 10:45 AM
Sample Interval (minutes)	15

Maturity Method	Nurse-Saul
Datum Temp (°F)	14



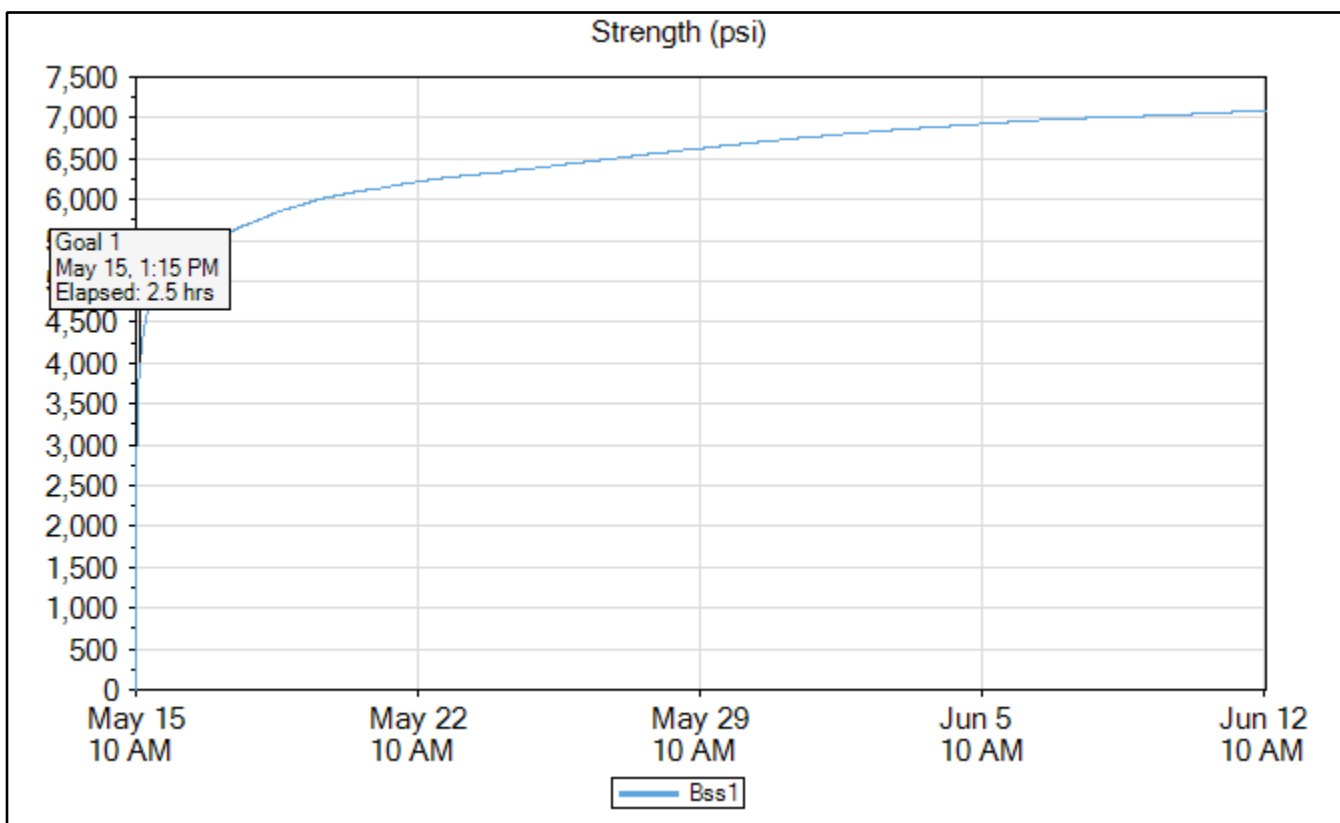


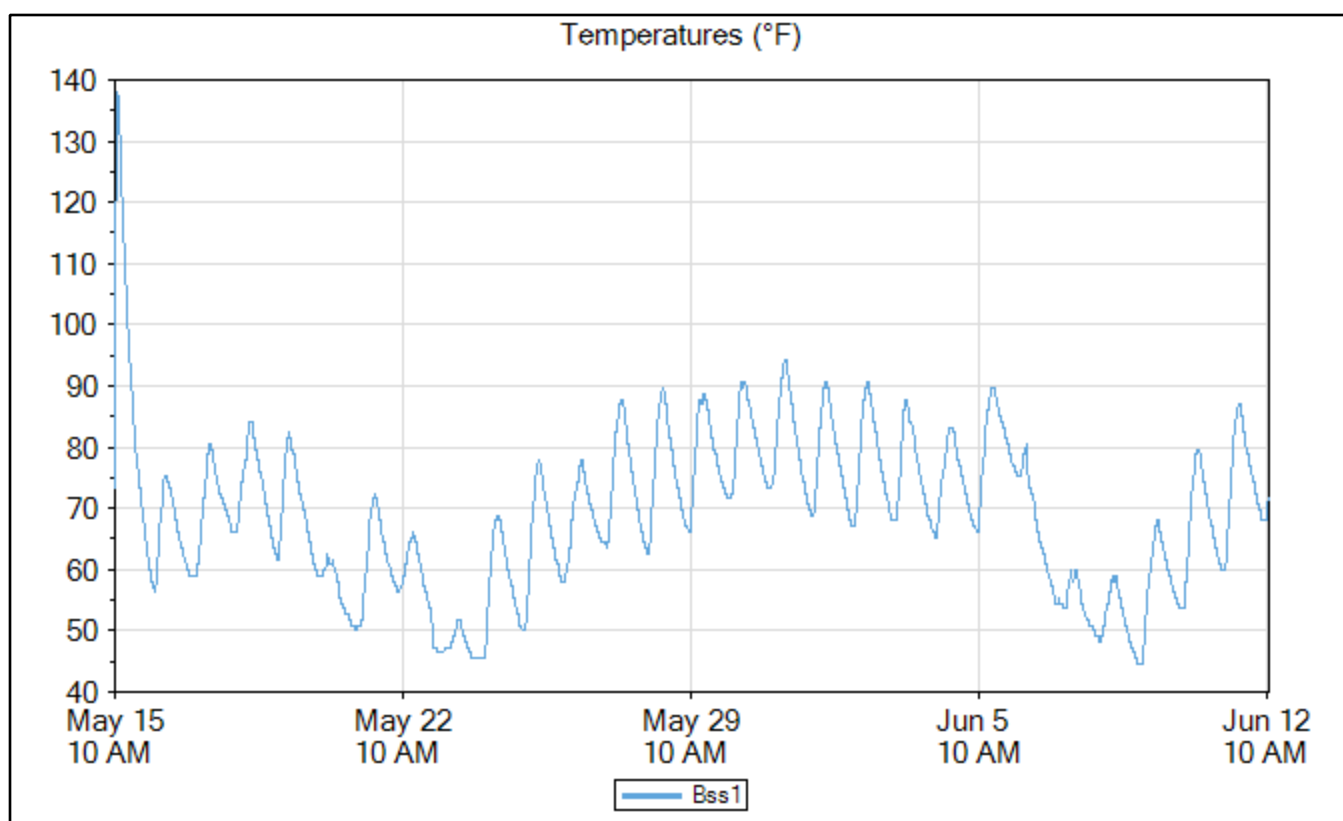
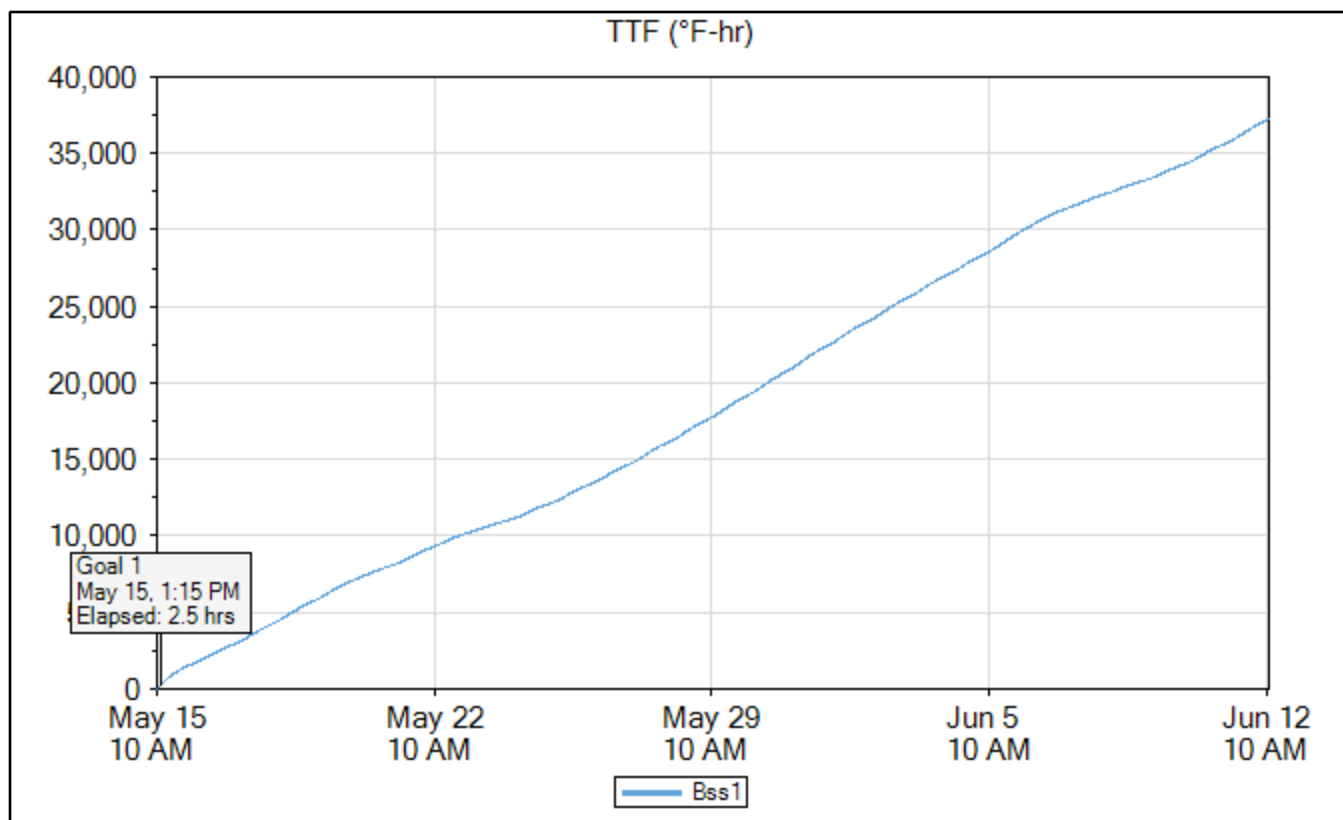
Bss1

	Time	Elapsed Time (days.hours:minutes)	Temperature (°F)	TTF (°F-hr)	Strength (psi)
Goal 1	May 15, 2020 01:15 PM	02:30	133.7	283	4,015
Min Temp	Jun 09, 2020 07:00 AM	24.20:15	44.6	33,188	7,020
Max Temp	May 15, 2020 12:30 PM	01:45	138.2	191	3,769
Download	Jun 12, 2020 11:30 AM	28.00:45	71.6	37,222	7,092

Name	Bss1
Serial Number	0000004DC97E
Location	
Depth (in)	4.5
Placement Date	May 15, 2020 10:45 AM
Sample Interval (minutes)	15

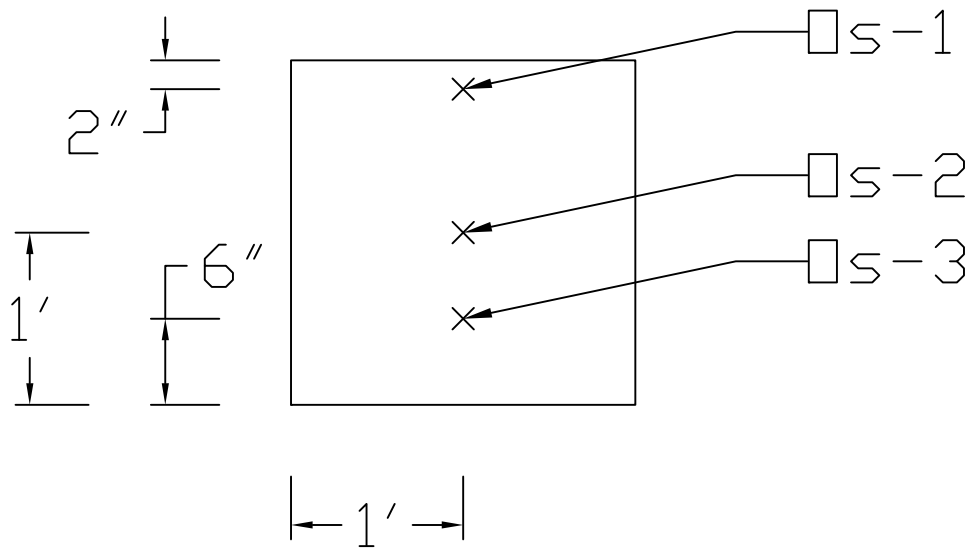
Maturity Method	Nurse-Saul
Datum Temp (°F)	14





Mix B - Orange 65 Degrees Group TMM Sensors Layout

Small 2'x2' Slab

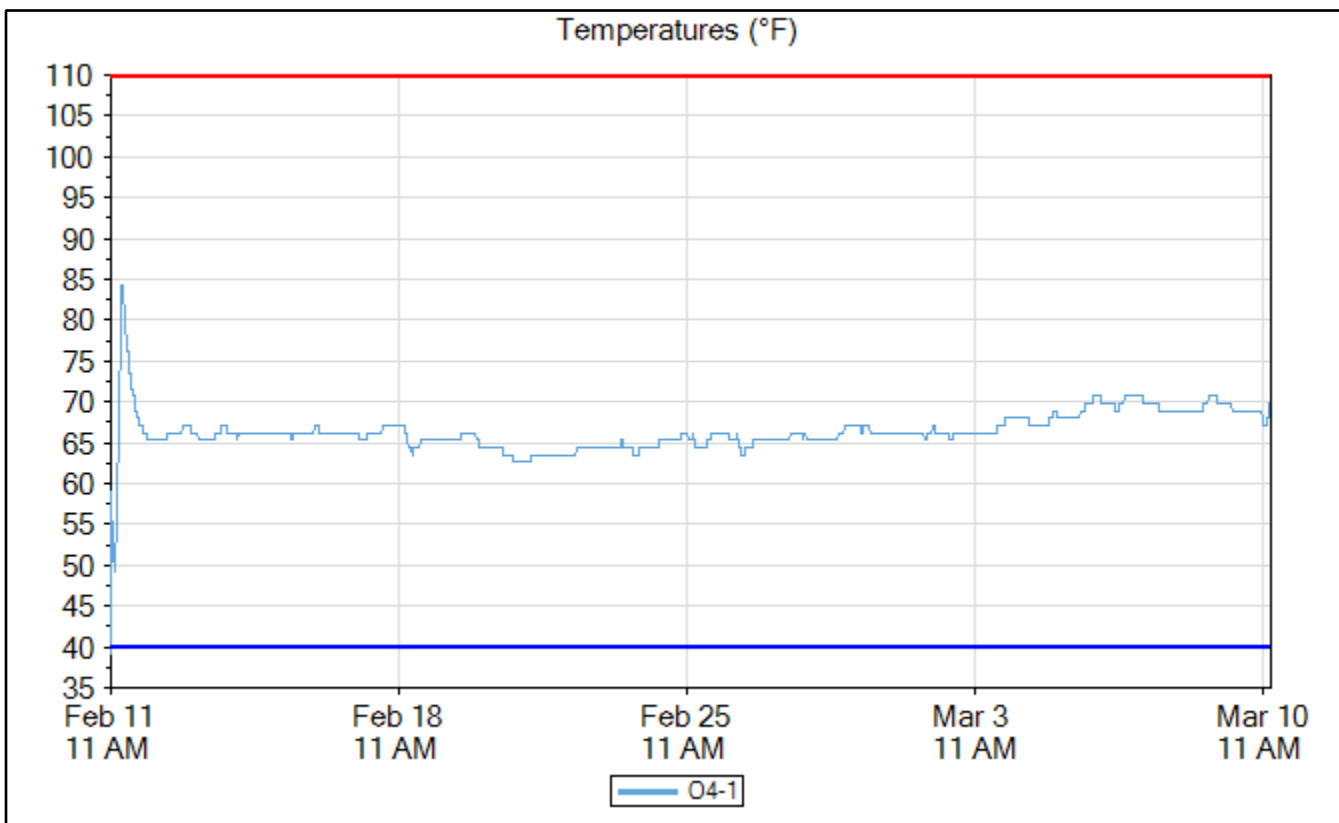


4"x8" Reference Cylinder Data

O4-1

	Time	Elapsed Time (days.hours:minutes)	Temperature (°F)
Min Temp	Feb 11, 2020 11:15 AM	00:00	39.2
Max Temp	Feb 11, 2020 05:15 PM	06:00	84.2
Download	Mar 10, 2020 03:15 PM	28.04:00	69.8

Name	O4-1
Serial Number	0000004DCA4D
Location	
Depth (in)	4.0
Placement Date	Feb 11, 2020 11:05 AM
Sample Interval (minutes)	15

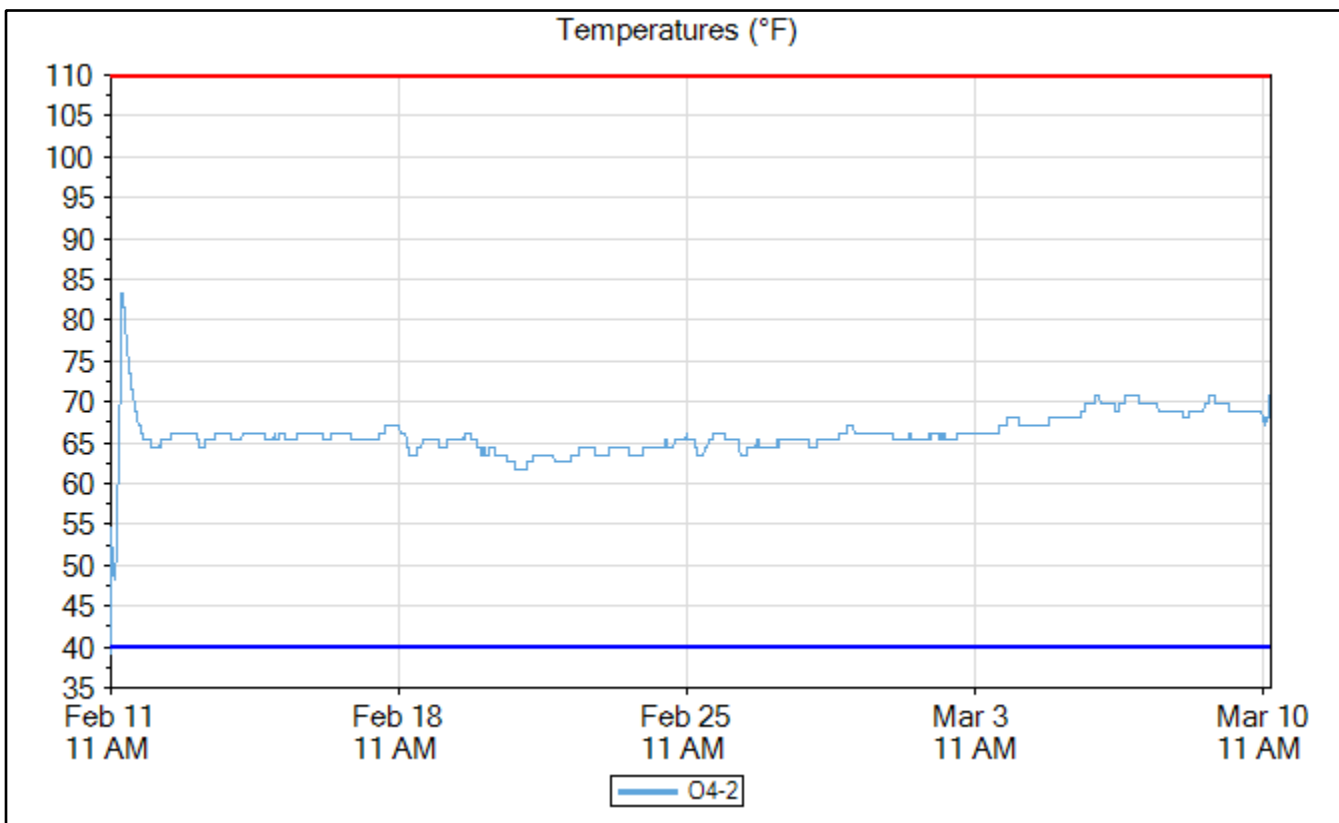


4"x8" Reference Cylinder Data

O4-2

	Time	Elapsed Time (days.hours:minutes)	Temperature (°F)
Min Temp	Feb 11, 2020 11:15 AM	00:00	39.2
Max Temp	Feb 11, 2020 05:30 PM	06:15	83.3
Download	Mar 10, 2020 03:15 PM	28.04:00	70.7

Name	O4-2
Serial Number	0000004DAE84
Location	
Depth (in)	4.0
Placement Date	Feb 11, 2020 11:05 AM
Sample Interval (minutes)	15

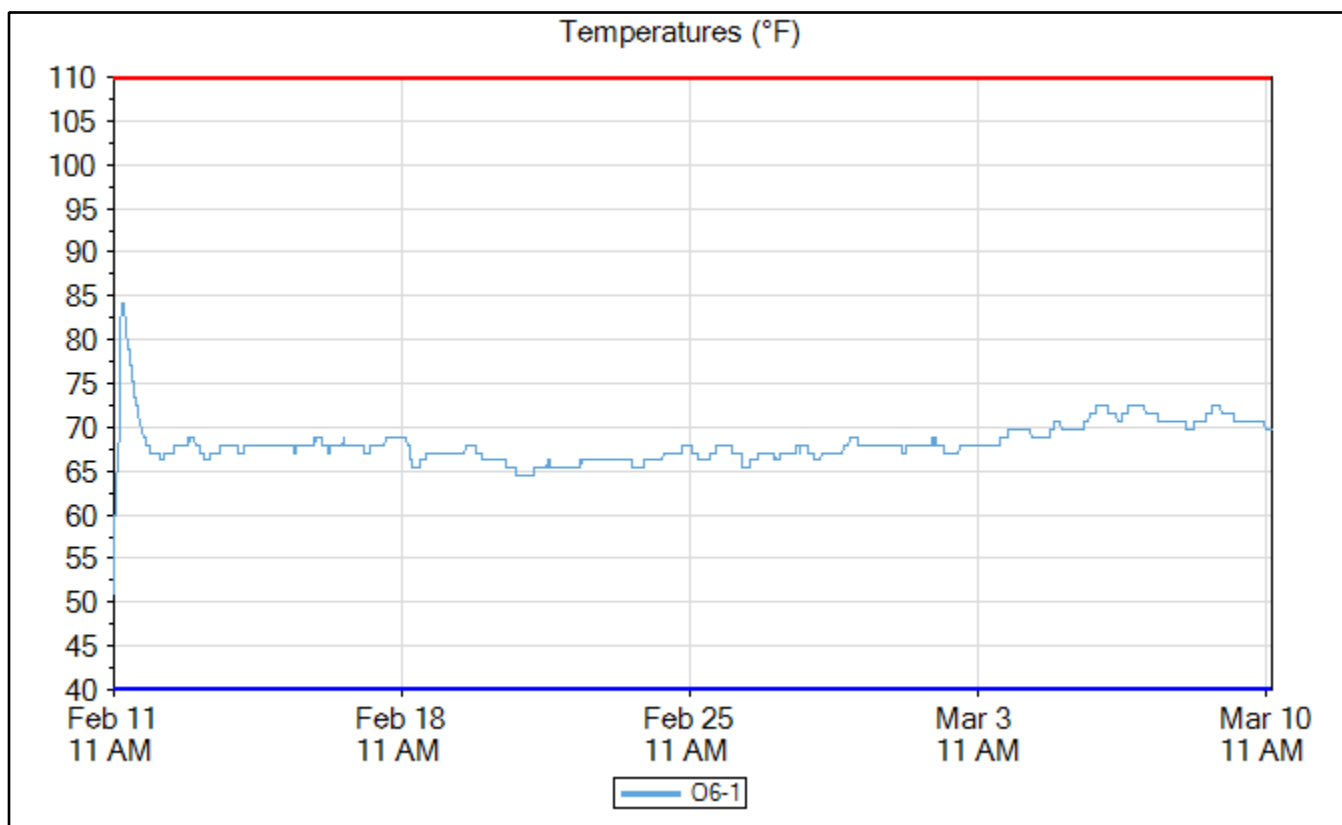


6"x12" Reference Cylinder Data

O6-1

	Time	Elapsed Time (days.hours:minutes)	Temperature (°F)
Min Temp	Feb 11, 2020 11:15 AM	00:00	50.9
Max Temp	Feb 11, 2020 04:00 PM	04:45	84.2
Download	Mar 10, 2020 03:00 PM	28.03:45	69.8

Name	O6-1
Serial Number	0000004DB2F4
Location	
Depth (in)	6.0
Placement Date	Feb 11, 2020 11:05 AM
Sample Interval (minutes)	15

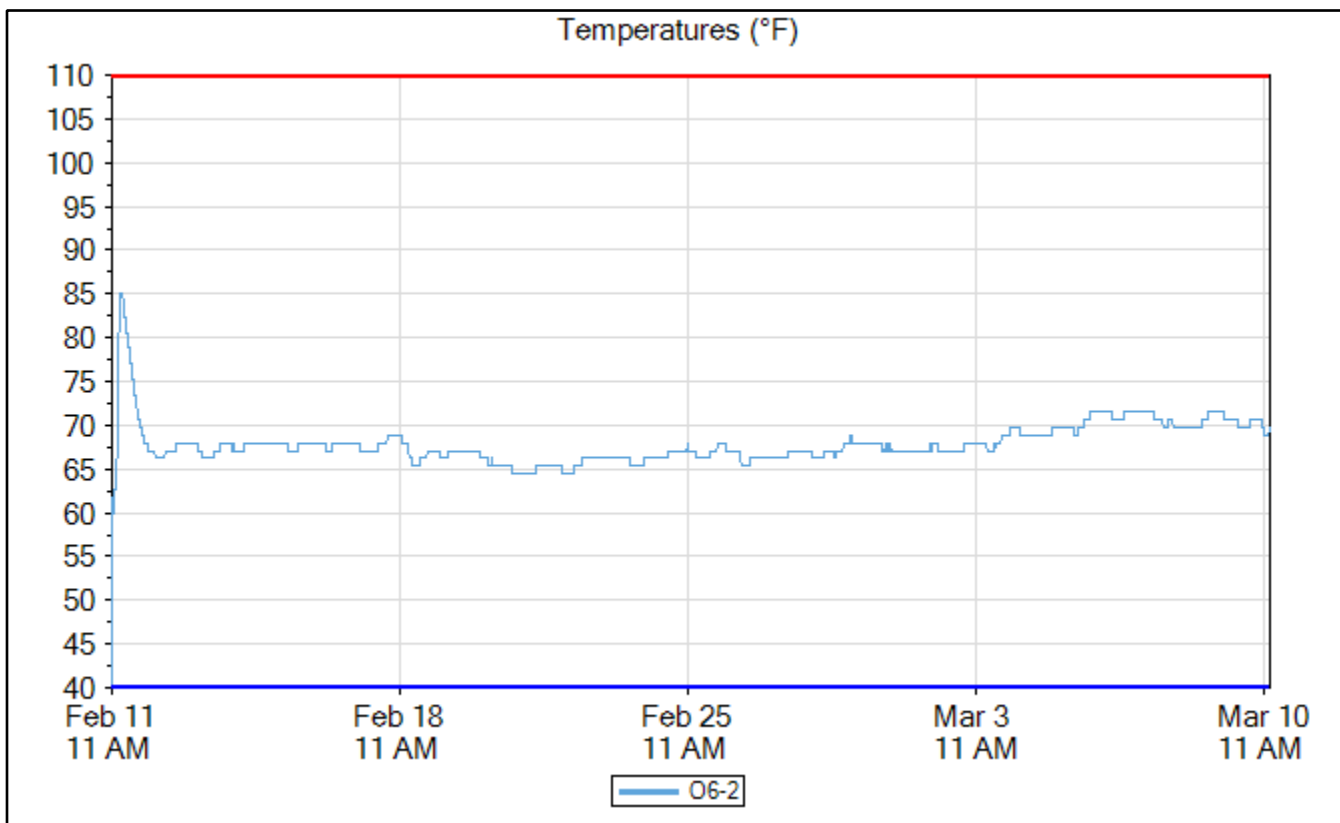


O6-2

6"x12" Reference Cylinder Data

	Time	Elapsed Time (days.hours:minutes)	Temperature (°F)
Min Temp	Feb 11, 2020 11:15 AM	00:00	40.1
Max Temp	Feb 11, 2020 04:30 PM	05:15	85.1
Download	Mar 10, 2020 03:00 PM	28.03:45	69.8

Name	O6-2
Serial Number	0000004DE1A1
Location	
Depth (in)	6.0
Placement Date	Feb 11, 2020 11:05 AM
Sample Interval (minutes)	15

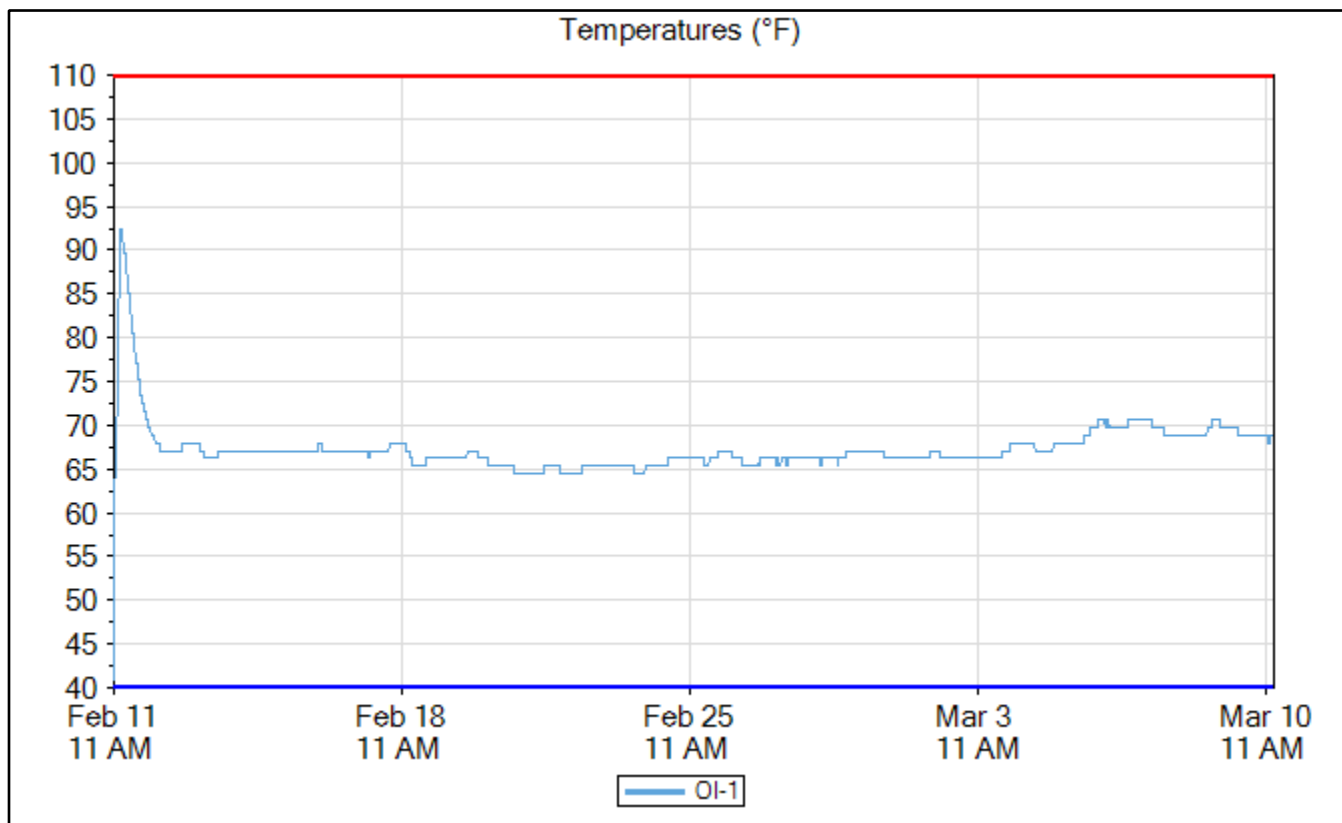


Insulated 4"x8" Reference Cylinder Data

OI-1

	Time	Elapsed Time (days.hours:minutes)	Temperature (°F)
Min Temp	Feb 11, 2020 11:15 AM	00:00	41.0
Max Temp	Feb 11, 2020 03:15 PM	04:00	92.3
Download	Mar 10, 2020 03:15 PM	28.04:00	68.9

Name	OI-1
Serial Number	0000004DCA53
Location	
Depth (in)	4.0
Placement Date	Feb 11, 2020 11:05 AM
Sample Interval (minutes)	15

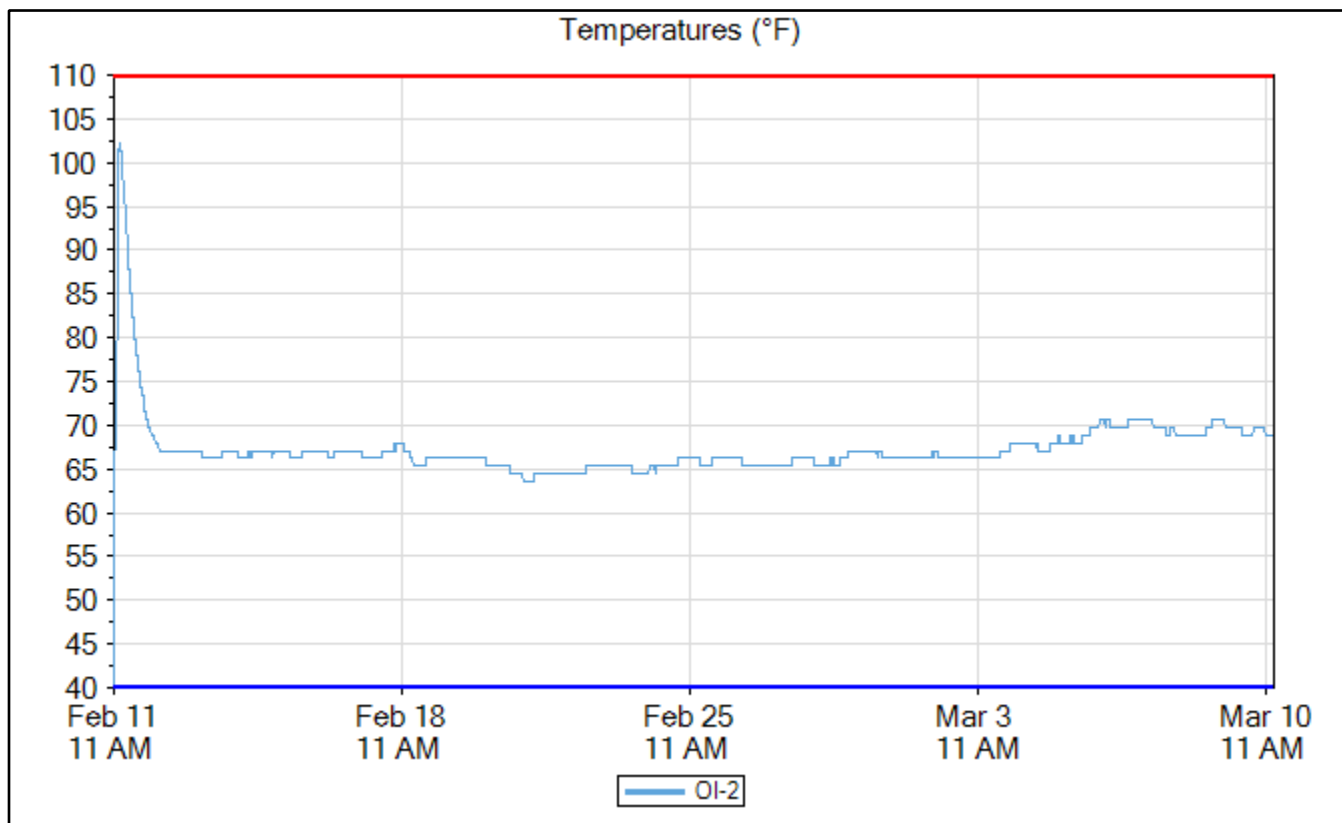


Insulated 4"x8" Reference Cylinder Data

OI-2

	Time	Elapsed Time (days.hours:minutes)	Temperature (°F)
Min Temp	Feb 11, 2020 11:15 AM	00:00	40.1
Max Temp	Feb 11, 2020 02:15 PM	03:00	102.2
Download	Mar 10, 2020 03:15 PM	28.04:00	68.9

Name	OI-2
Serial Number	0000004DE577
Location	
Depth (in)	4.0
Placement Date	Feb 11, 2020 11:05 AM
Sample Interval (minutes)	15



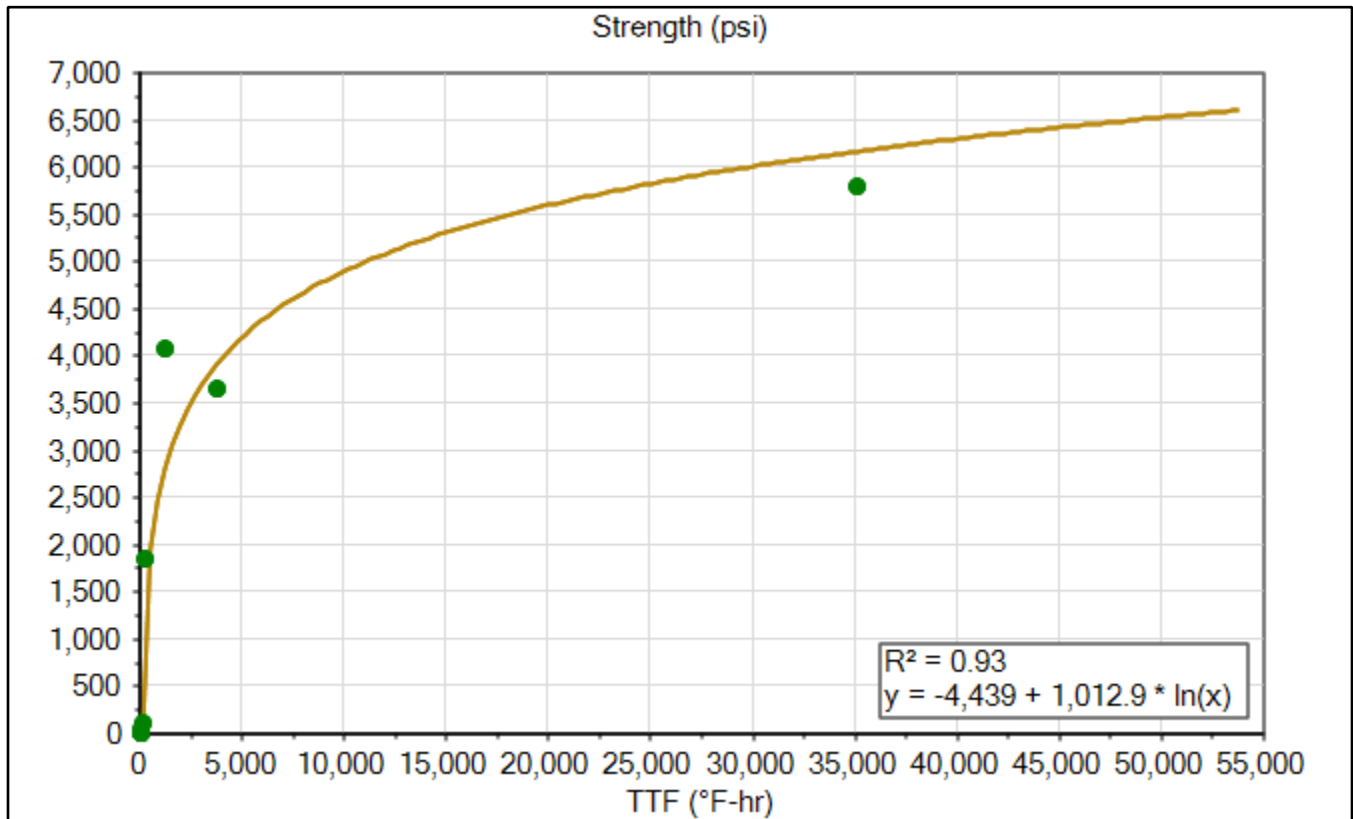
4x8 Cylinders Maturity Curve

Maturity Curve Report

Timestamp	Age (hours)	Strength (psi)	TTF (°F-hr)
Feb 11, 2020 12:39 PM	1.4	0	59
Feb 11, 2020 01:09 PM	1.9	0	76
Feb 11, 2020 01:39 PM	2.4	0	94
Feb 11, 2020 02:09 PM	2.9	0	113
Feb 11, 2020 02:52 PM	3.633333	53	144
Feb 11, 2020 03:13 PM	3.983333	103	156
Feb 11, 2020 05:22 PM	6.116667	1,847	269
Feb 12, 2020 11:16 AM	24.03333	4,064	1,291
Feb 14, 2020 11:09 AM	71.9	3,655	3,777
Mar 10, 2020 11:10 AM	671.9333	5,781	35,092

Maturity Method	Nurse-Saul
Datum Temp (°F)	14

Curve-Fit Model	Ln
Intercept (psi)	-4,439
Slope	1,012.9
Equation	$y = -4,439 + 1,012.9 * \ln(x)$
R²	0.93



Signature _____

Print _____

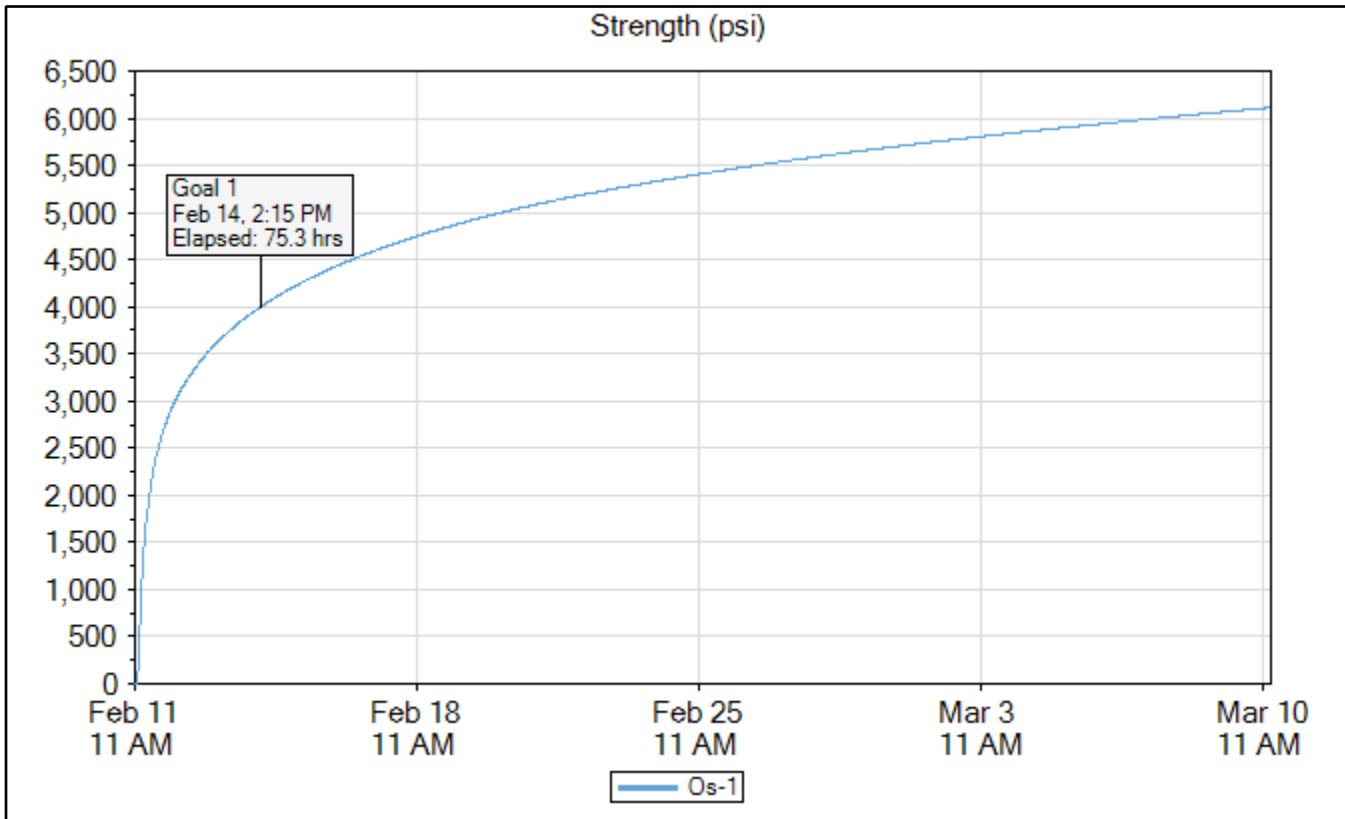
Os-1

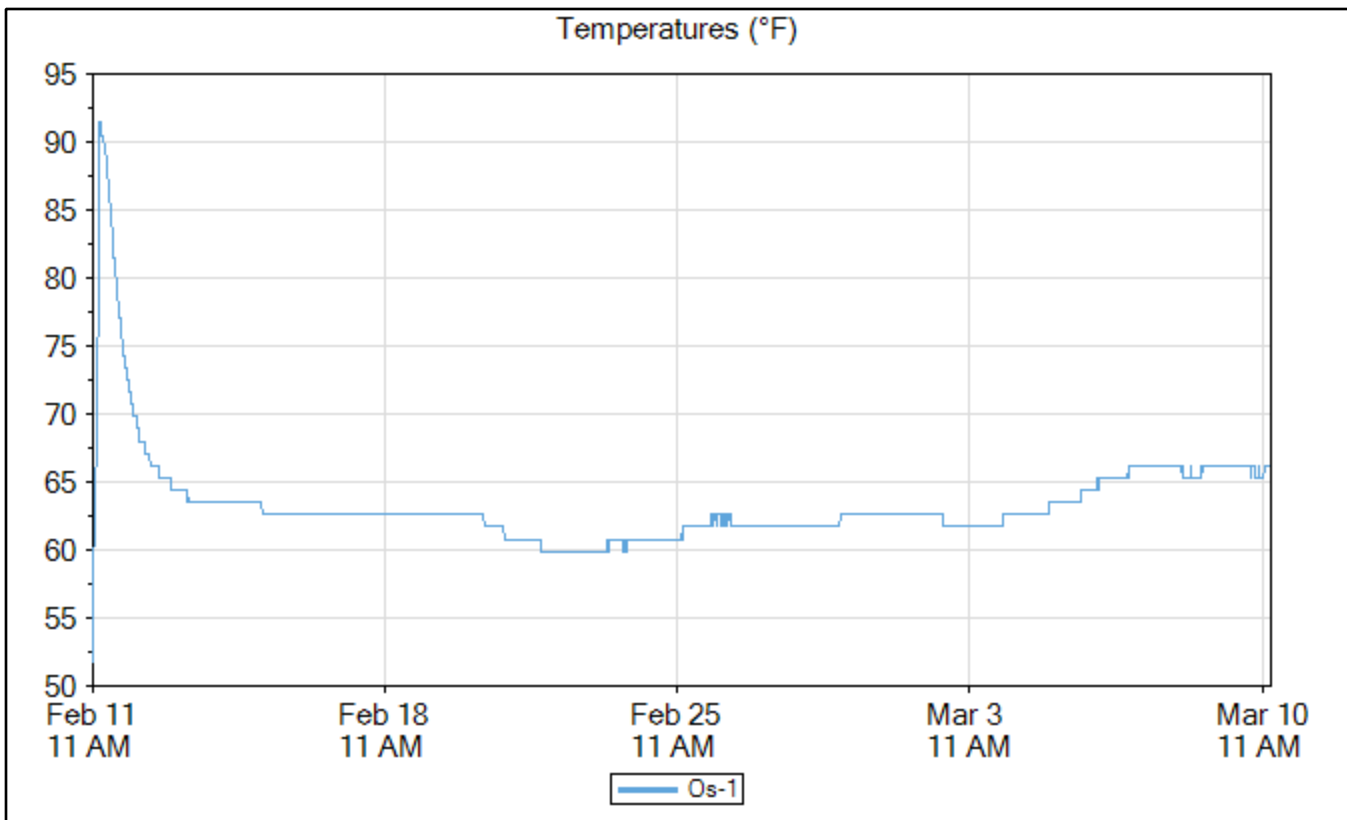
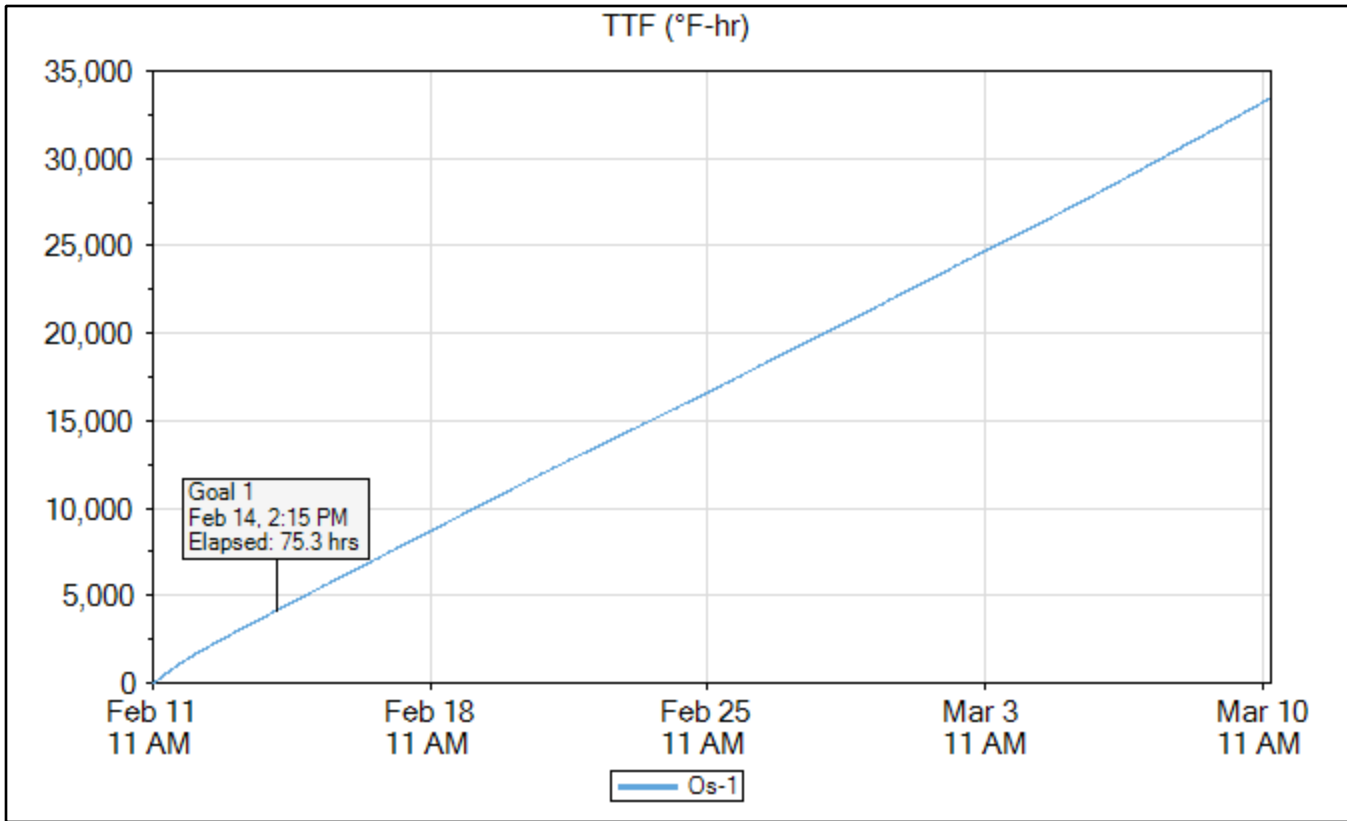
4x8 Cylinders Sensor Data

	Time	Elapsed Time (days.hours:minutes)	Temperature (°F)	TTF (°F-hr)	Strength (psi)
Goal 1	Feb 14, 2020 02:15 PM	3.03:15	63.5	4,160	4,001
Min Temp	Feb 11, 2020 11:00 AM	00:00	51.8	0	0
Max Temp	Feb 11, 2020 03:00 PM	04:00	91.4	232	1,080
Download	Mar 10, 2020 03:15 PM	28.04:15	66.2	33,412	6,112

Name	Os-1
Serial Number	0000004DBB19
Location	2 In From Edge
Depth (in)	4.5
Placement Date	Feb 11, 2020 10:50 AM
Sample Interval (minutes)	15

Maturity Method	Nurse-Saul
Datum Temp (°F)	14



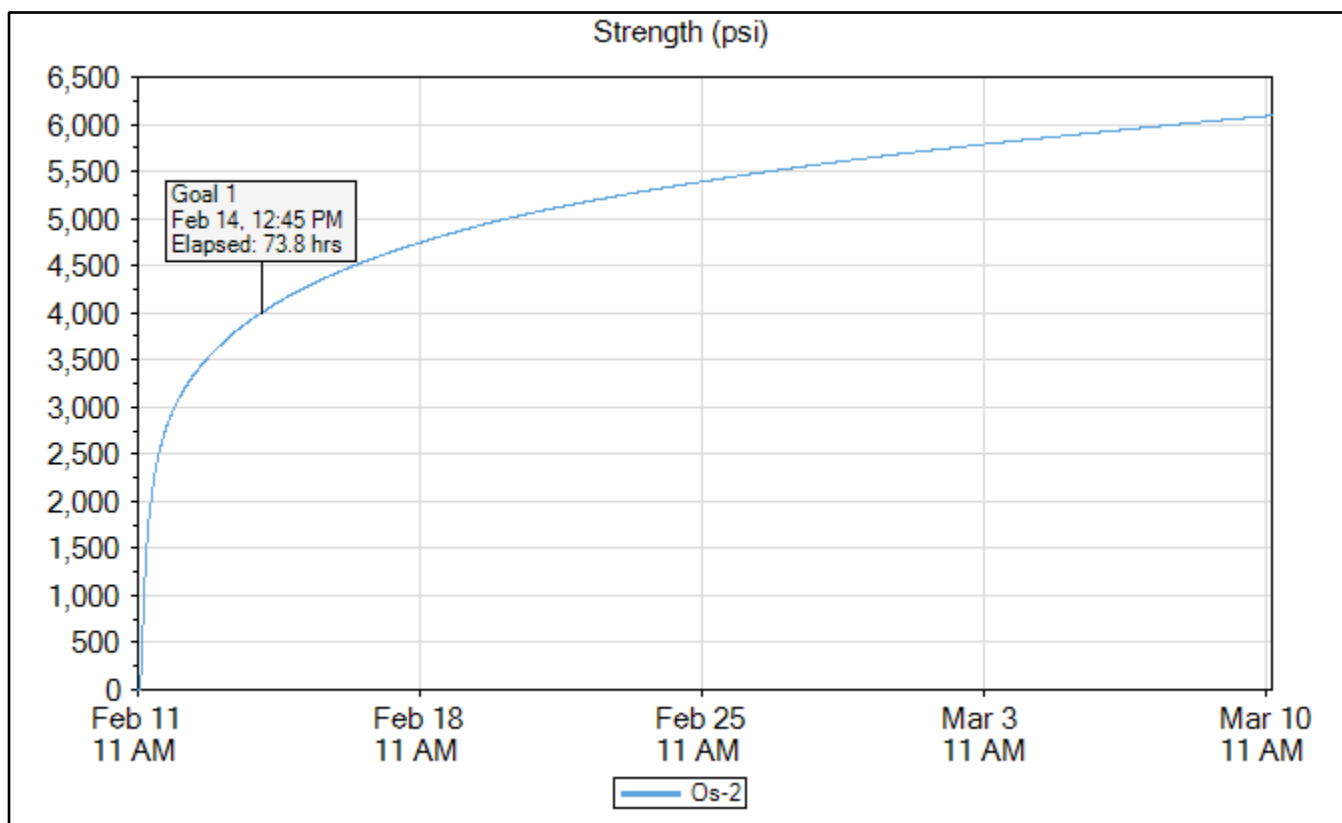


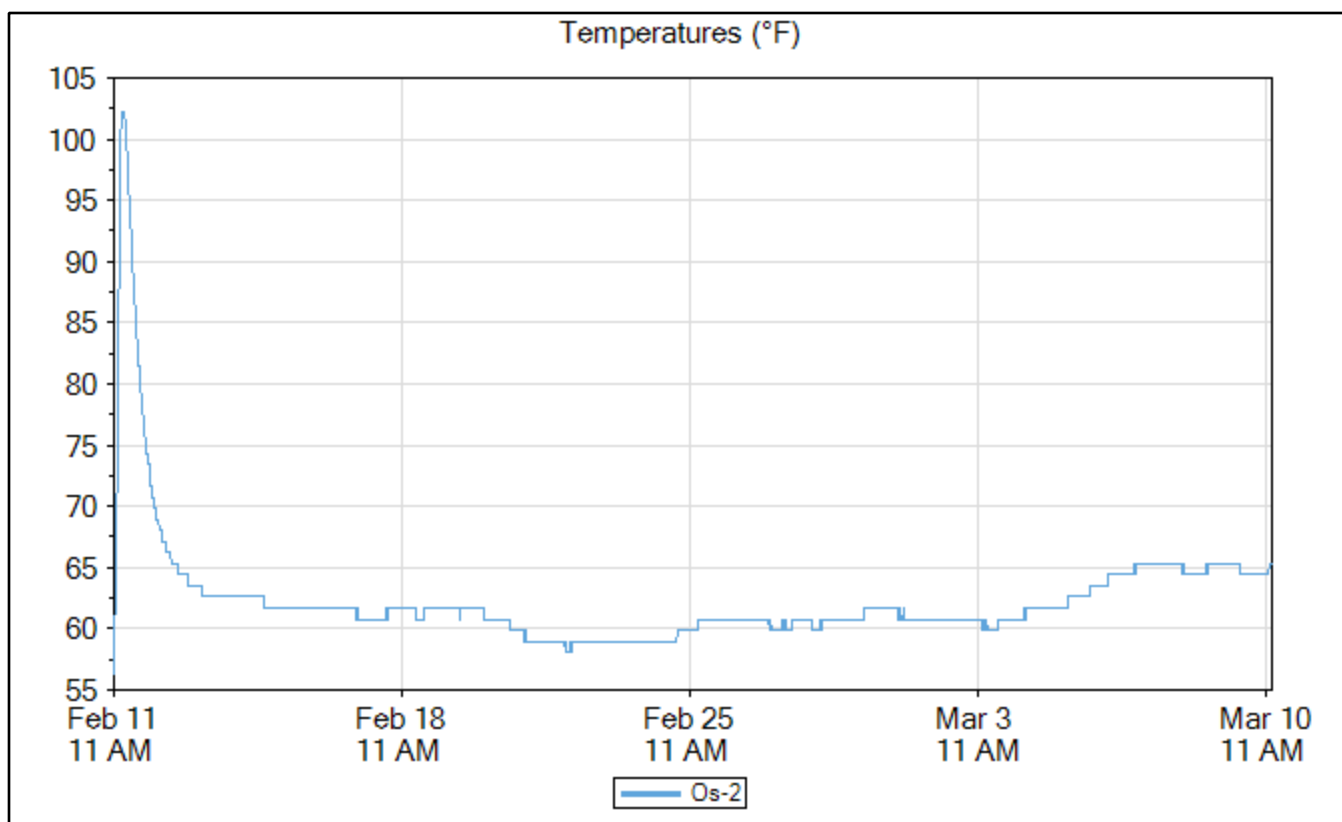
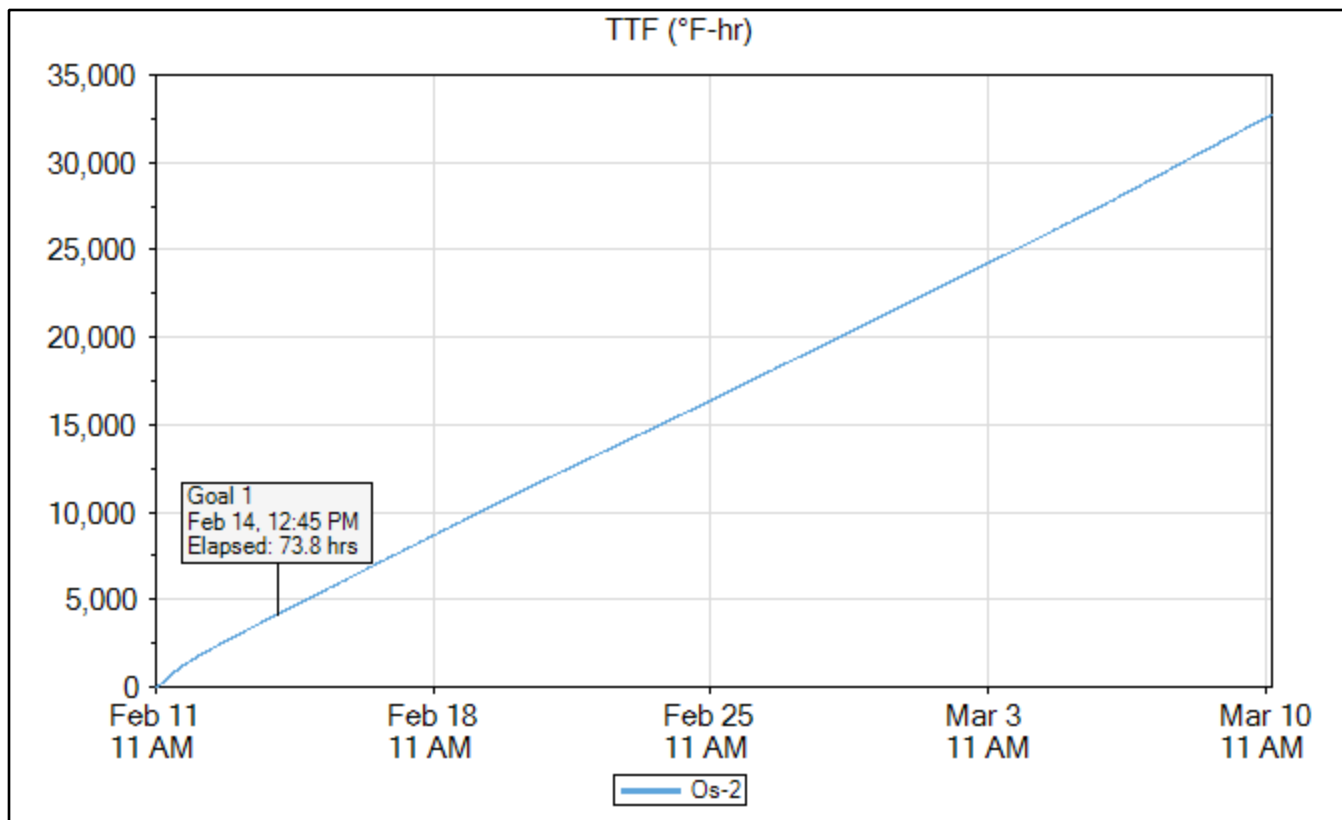
Os-2

	Time	Elapsed Time (days.hours:minutes)	Temperature (°F)	TTF (°F-hr)	Strength (psi)
Goal 1	Feb 14, 2020 12:45 PM	3.01:45	62.6	4,160	4,001
Min Temp	Feb 11, 2020 11:00 AM	00:00	56.3	0	0
Max Temp	Feb 11, 2020 03:45 PM	04:45	102.2	321	1,407
Download	Mar 10, 2020 03:00 PM	28.04:00	65.3	32,743	6,091

Name	Os-2
Serial Number	0000004DE14B
Location	Center
Depth (in)	4.5
Placement Date	Feb 11, 2020 10:50 AM
Sample Interval (minutes)	15

Maturity Method	Nurse-Saul
Datum Temp (°F)	14



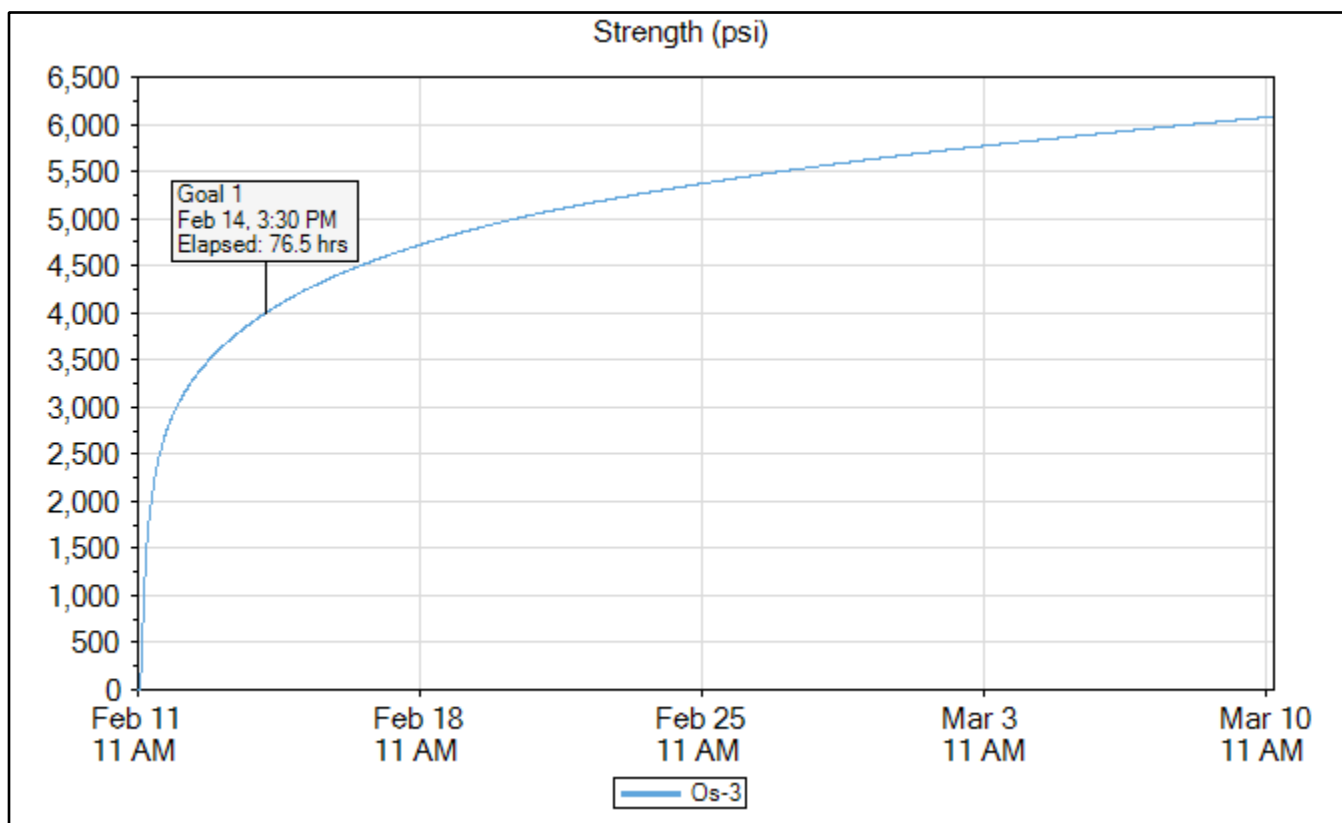


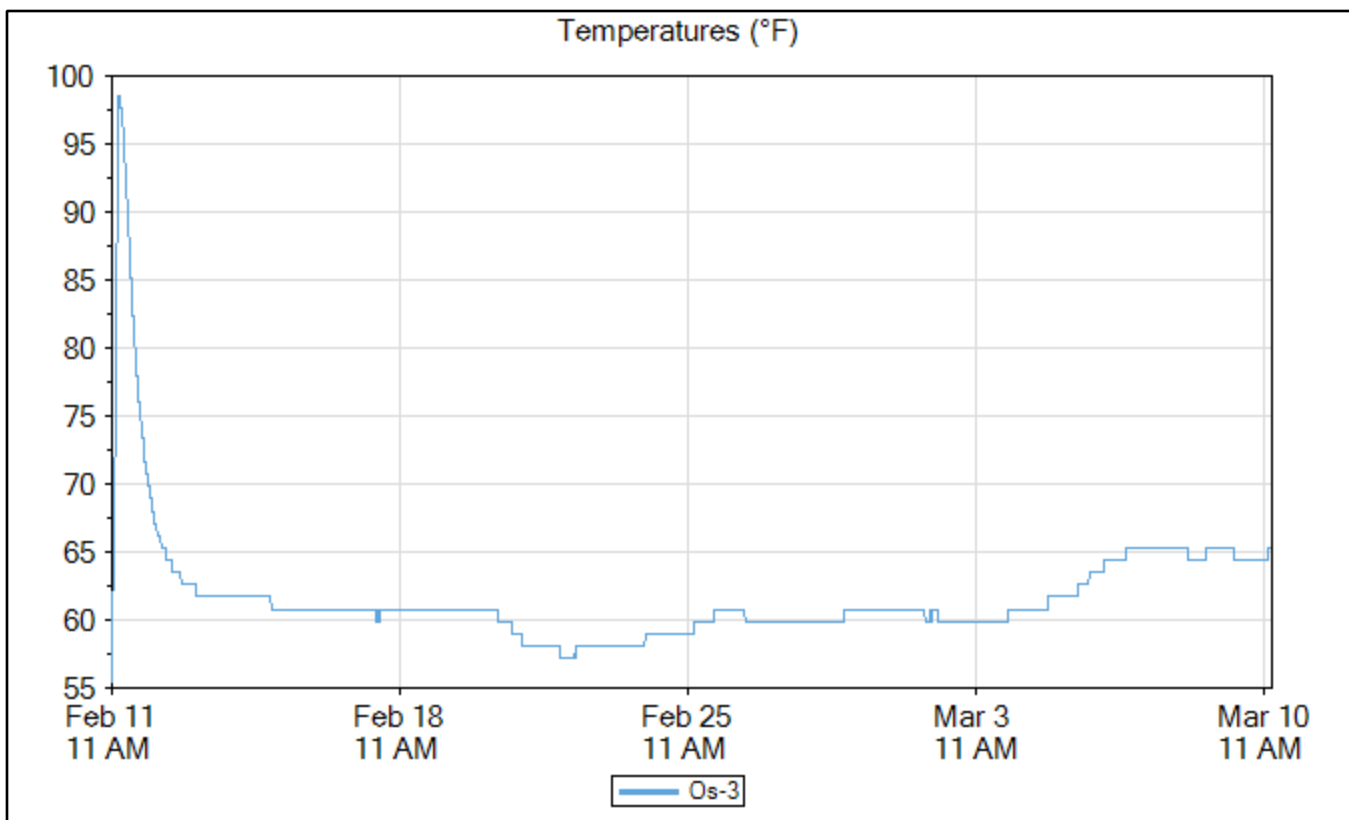
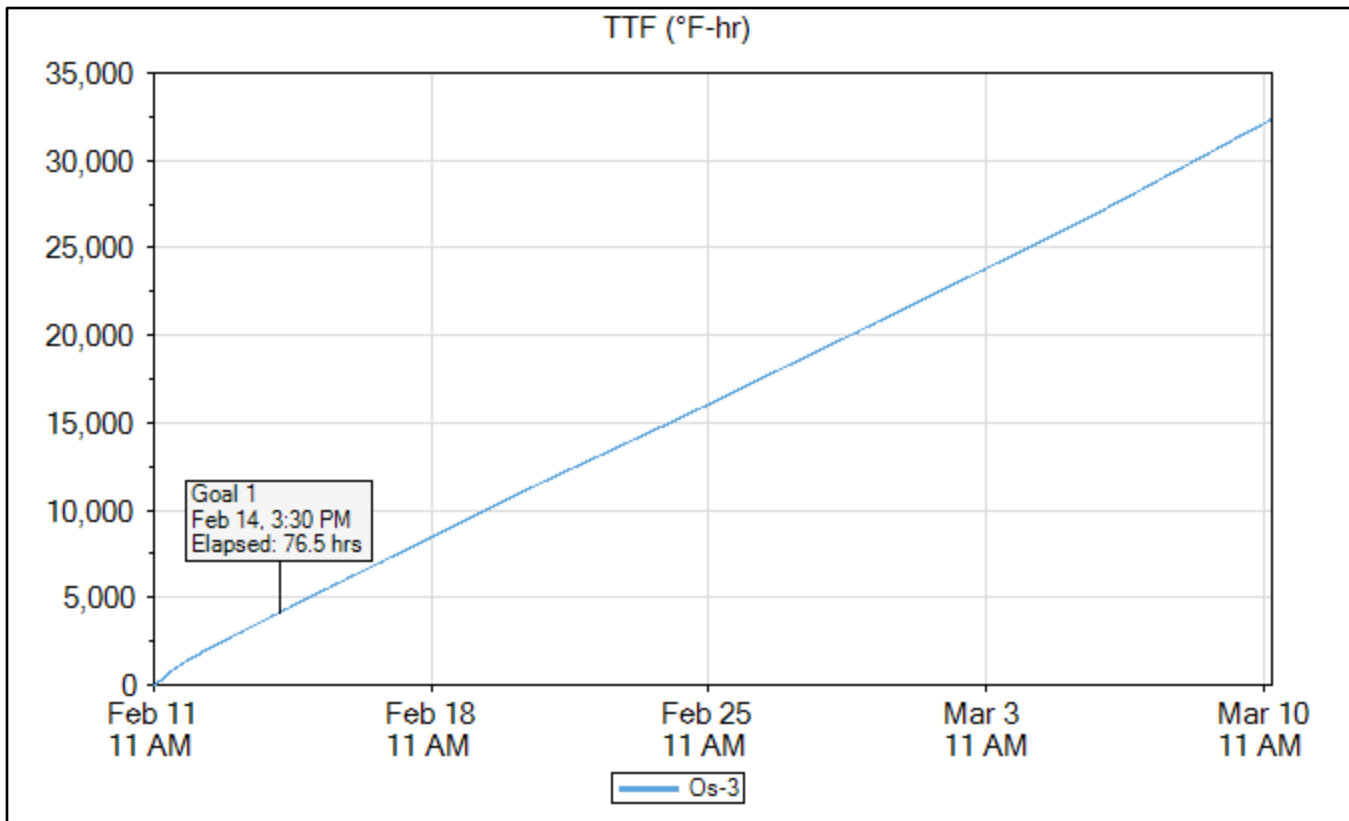
Os-3

	Time	Elapsed Time (days.hours:minutes)	Temperature (°F)	TTF (°F-hr)	Strength (psi)
Goal 1	Feb 14, 2020 03:30 PM	3.04:30	61.7	4,163	4,002
Min Temp	Feb 11, 2020 11:00 AM	00:00	55.4	0	0
Max Temp	Feb 11, 2020 03:00 PM	04:00	98.6	256	1,177
Download	Mar 10, 2020 03:15 PM	28.04:15	65.3	32,319	6,078

Name	Os-3
Serial Number	0000004DAD27
Location	6 In From Edge
Depth (in)	4.5
Placement Date	Feb 11, 2020 10:50 AM
Sample Interval (minutes)	15

Maturity Method	Nurse-Saul
Datum Temp (°F)	14





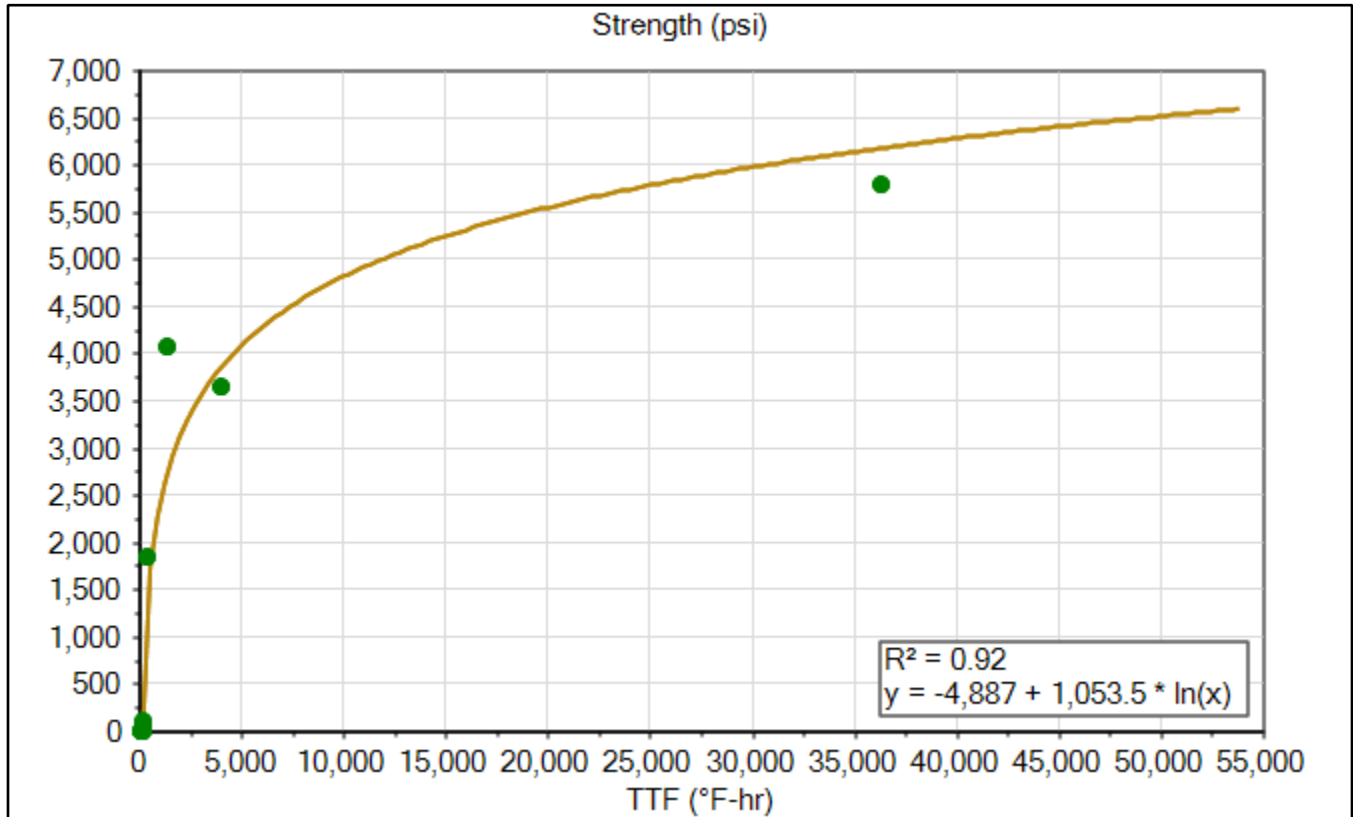
6x12 Cylinders Maturity Curve

Maturity Curve Report

Timestamp	Age (hours)	Strength (psi)	TTF (°F-hr)
Feb 11, 2020 12:39 PM	1.4	0	71
Feb 11, 2020 01:09 PM	1.9	0	96
Feb 11, 2020 01:39 PM	2.4	0	121
Feb 11, 2020 02:09 PM	2.9	0	148
Feb 11, 2020 02:52 PM	3.633333	53	192
Feb 11, 2020 03:13 PM	3.983333	103	208
Feb 11, 2020 05:22 PM	6.116667	1,847	349
Feb 12, 2020 11:16 AM	24.033333	4,064	1,406
Feb 14, 2020 11:09 AM	71.9	3,655	3,968
Mar 10, 2020 11:10 AM	671.9333	5,781	36,311

Maturity Method	Nurse-Saul
Datum Temp (°F)	14

Curve-Fit Model	Ln
Intercept (psi)	-4,887
Slope	1,053.5
Equation	$y = -4,887 + 1,053.5 * \ln(x)$
R²	0.92



Signature _____

Print _____

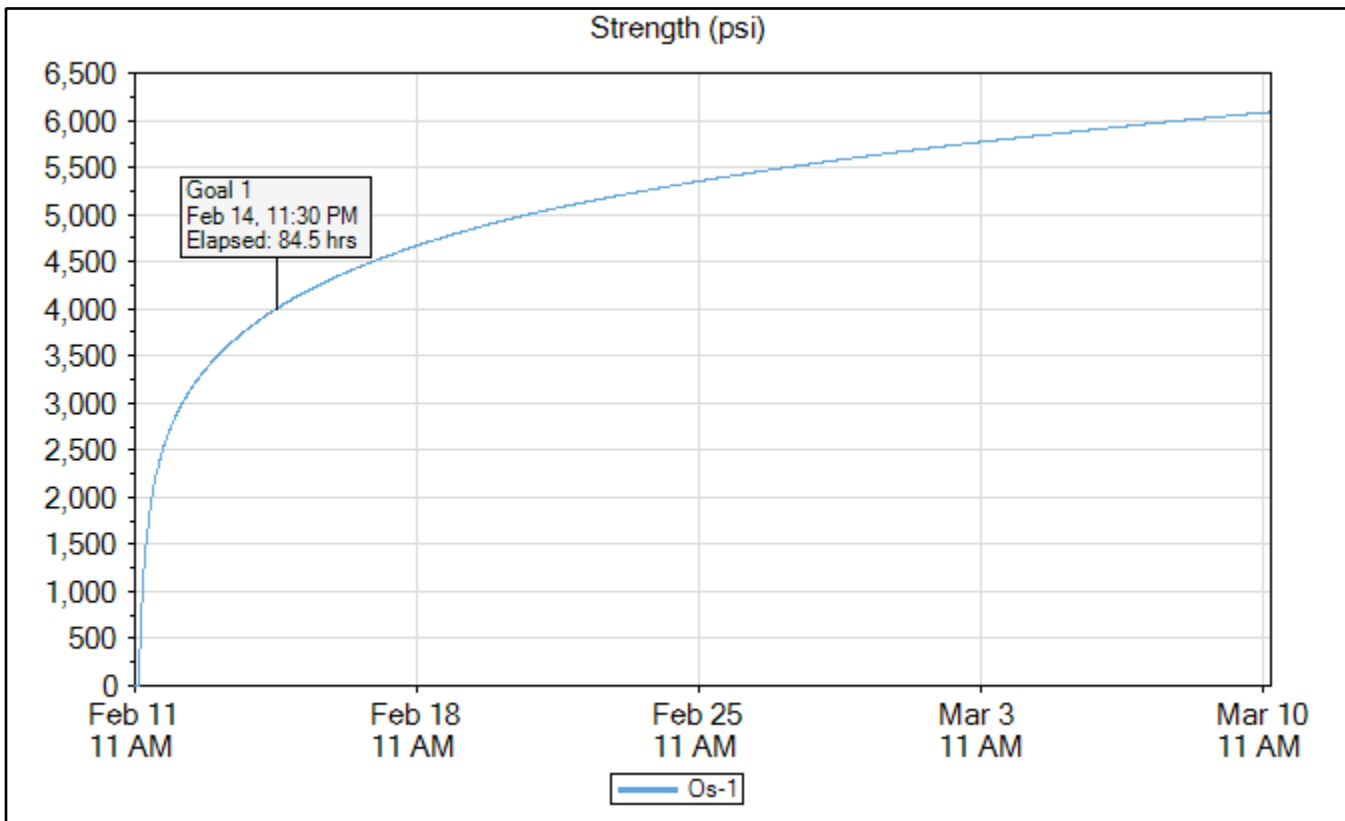
Os-1

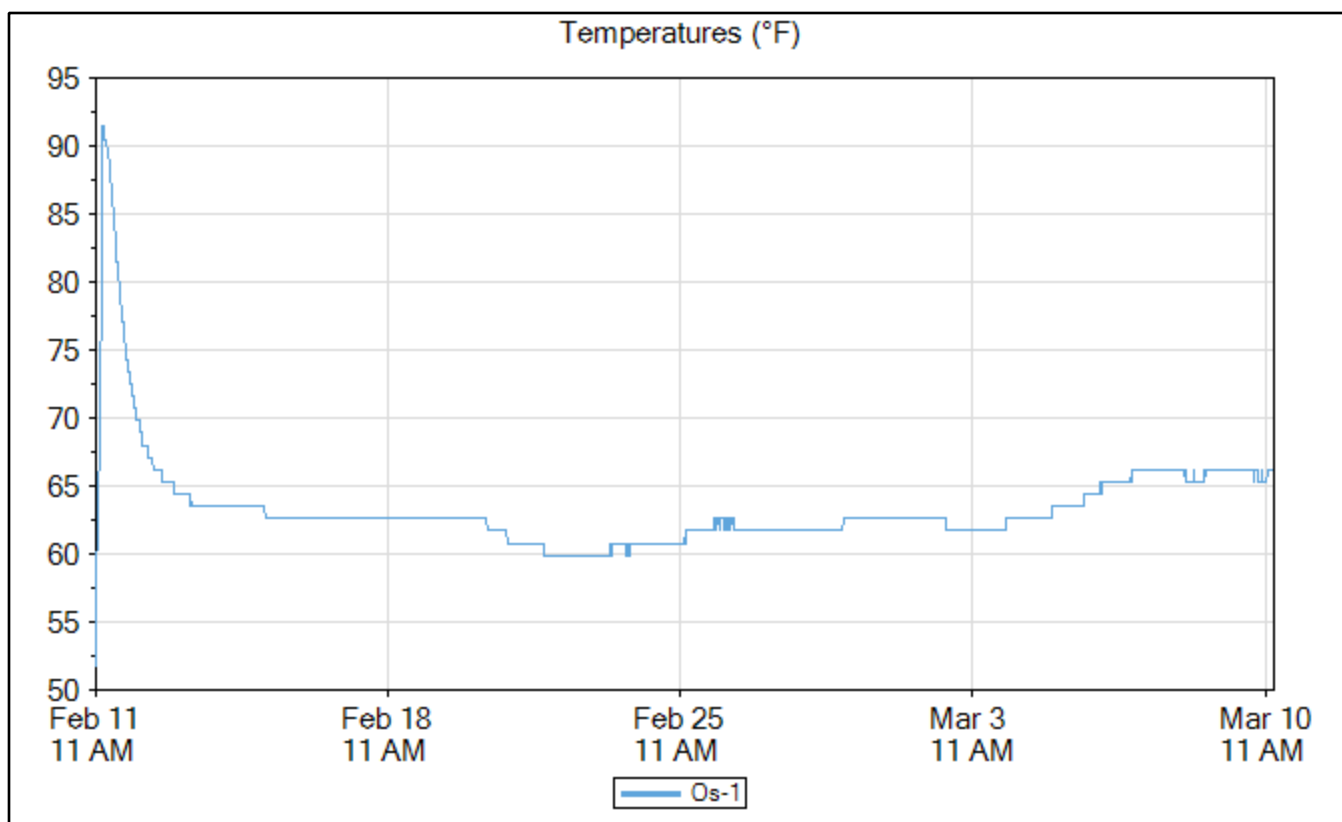
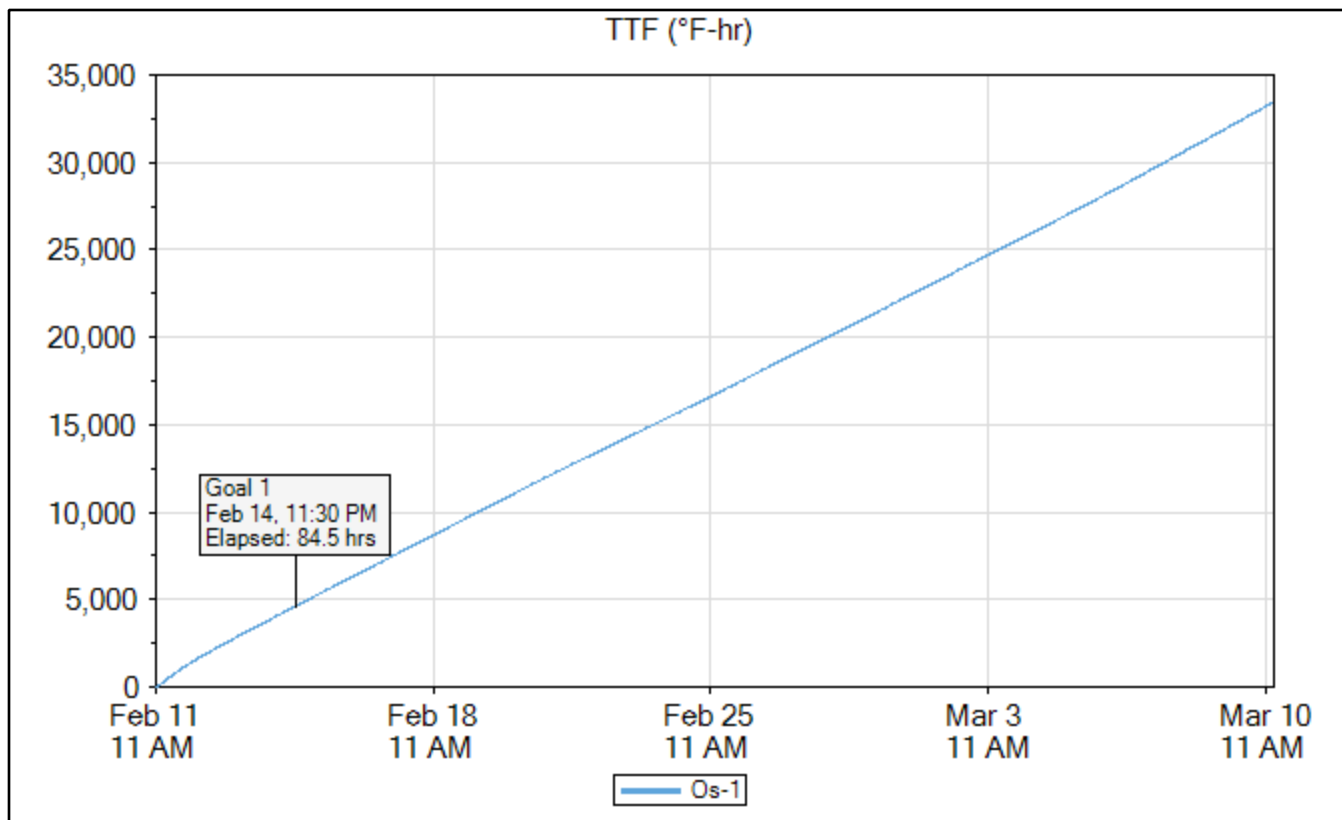
6x12 Cylinders Sensor Data

	Time	Elapsed Time (days.hours:minutes)	Temperature (°F)	TTF (°F-hr)	Strength (psi)
Goal 1	Feb 14, 2020 11:30 PM	3.12:30	63.5	4,617	4,002
Min Temp	Feb 11, 2020 11:00 AM	00:00	51.8	0	0
Max Temp	Feb 11, 2020 03:00 PM	04:00	91.4	232	853
Download	Mar 10, 2020 03:15 PM	28.04:15	66.2	33,412	6,087

Name	Os-1
Serial Number	0000004DBB19
Location	2 In From Edge
Depth (in)	4.5
Placement Date	Feb 11, 2020 10:50 AM
Sample Interval (minutes)	15

Maturity Method	Nurse-Saul
Datum Temp (°F)	14



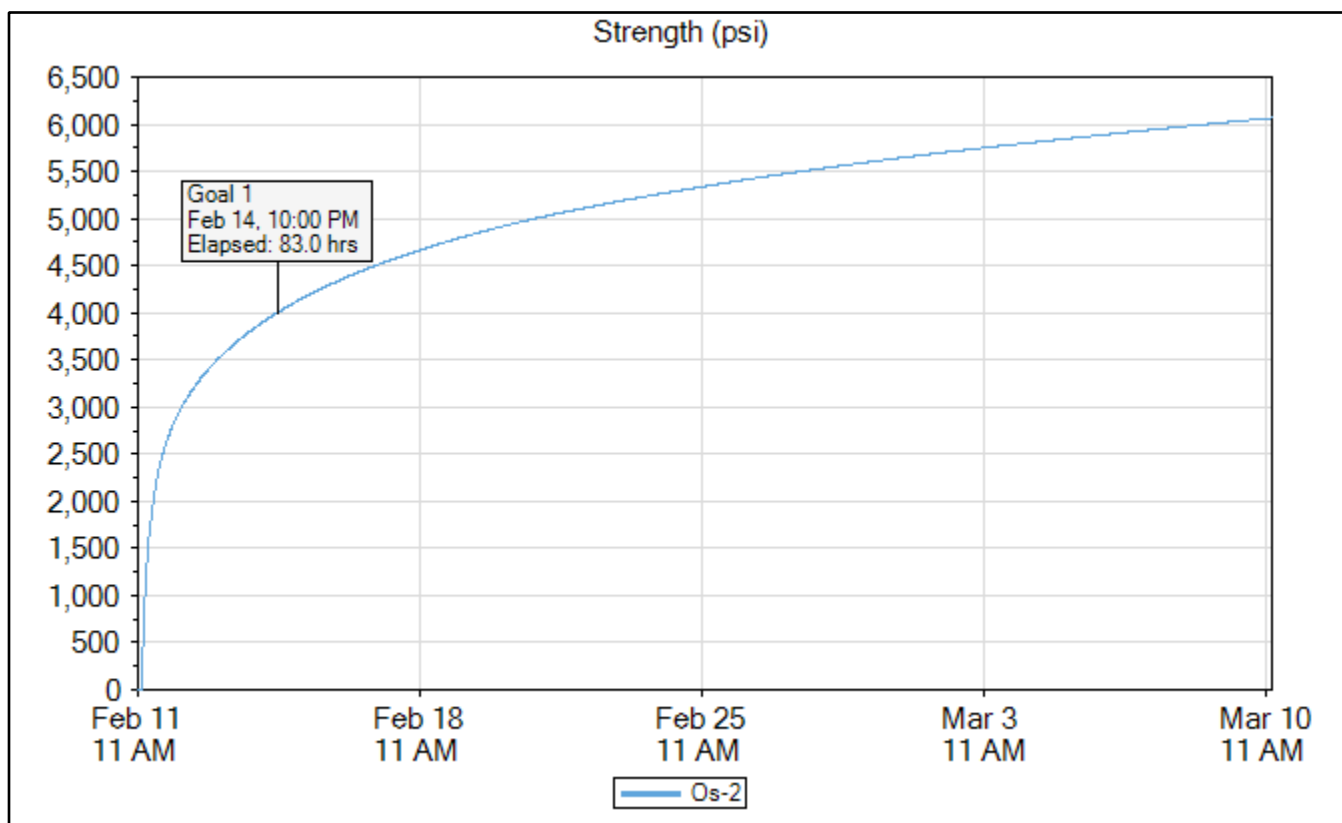


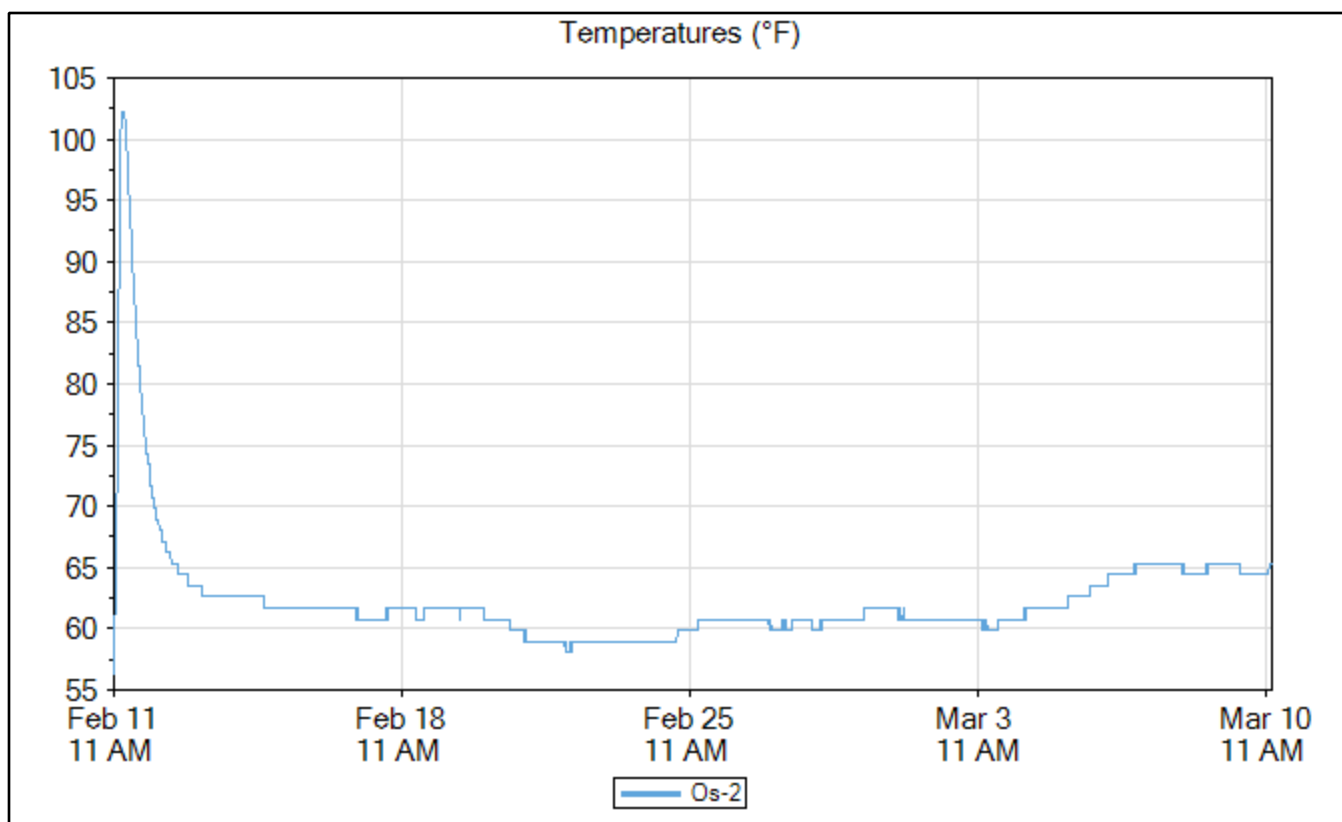
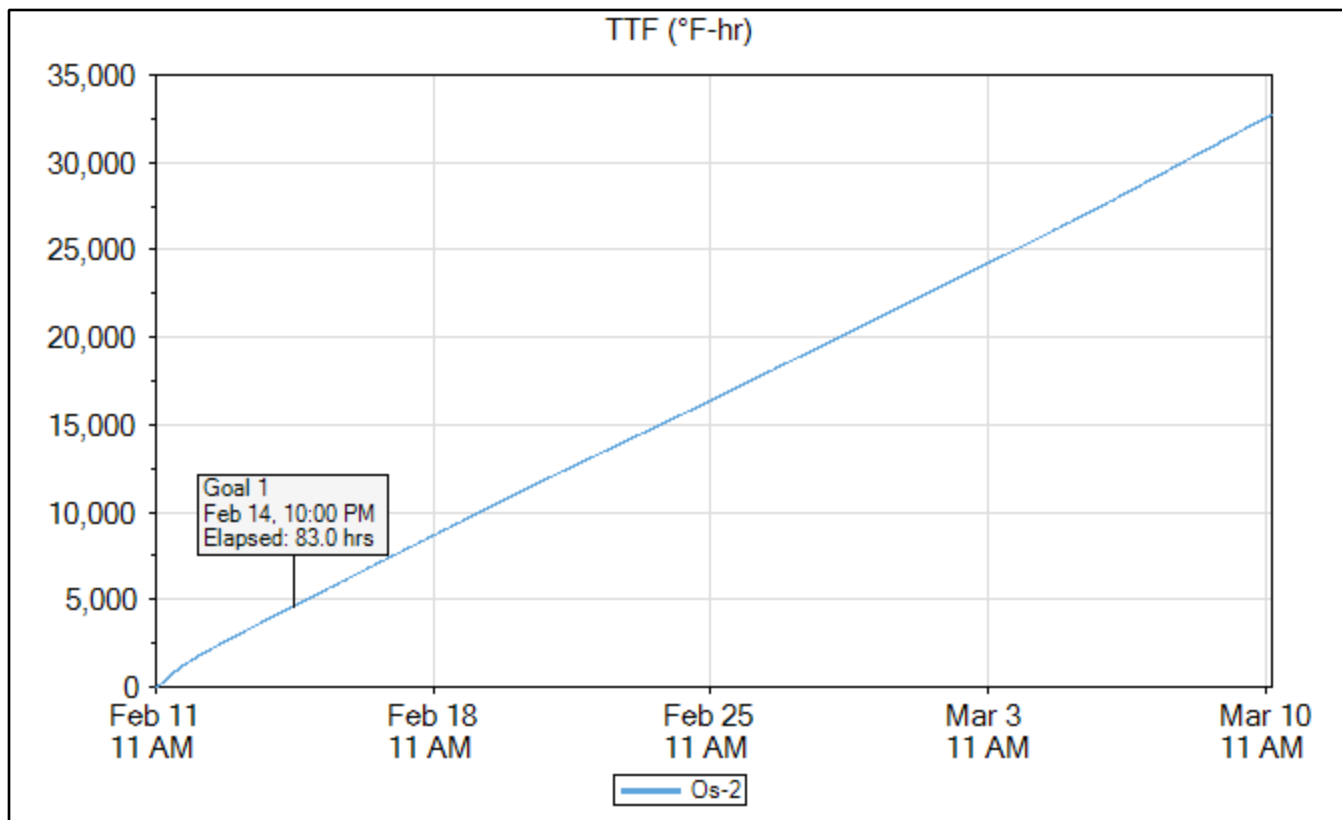
Os-2

	Time	Elapsed Time (days.hours:minutes)	Temperature (°F)	TTF (°F-hr)	Strength (psi)
Goal 1	Feb 14, 2020 10:00 PM	3.11:00	62.6	4,610	4,000
Min Temp	Feb 11, 2020 11:00 AM	00:00	56.3	0	0
Max Temp	Feb 11, 2020 03:45 PM	04:45	102.2	321	1,193
Download	Mar 10, 2020 03:00 PM	28.04:00	65.3	32,743	6,066

Name	Os-2
Serial Number	0000004DE14B
Location	Center
Depth (in)	4.5
Placement Date	Feb 11, 2020 10:50 AM
Sample Interval (minutes)	15

Maturity Method	Nurse-Saul
Datum Temp (°F)	14



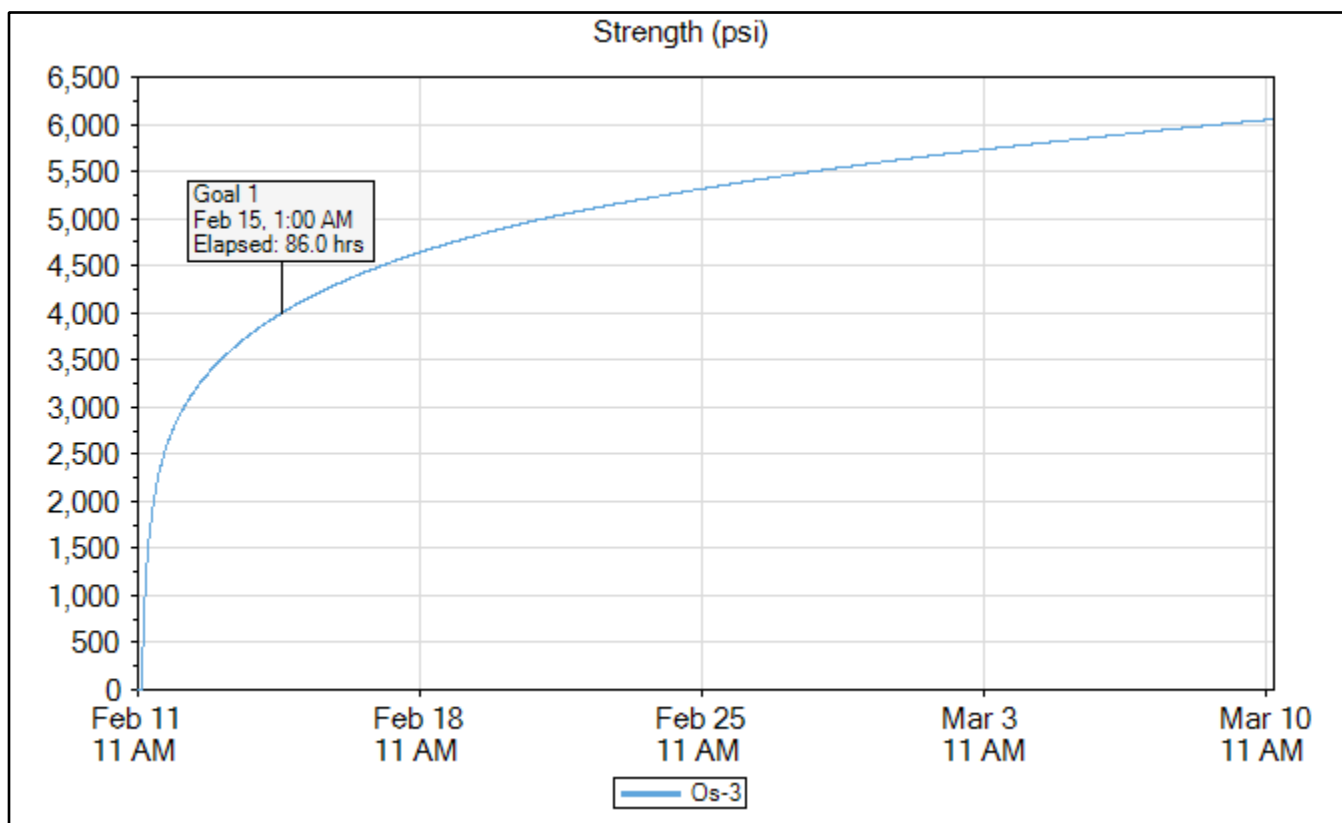


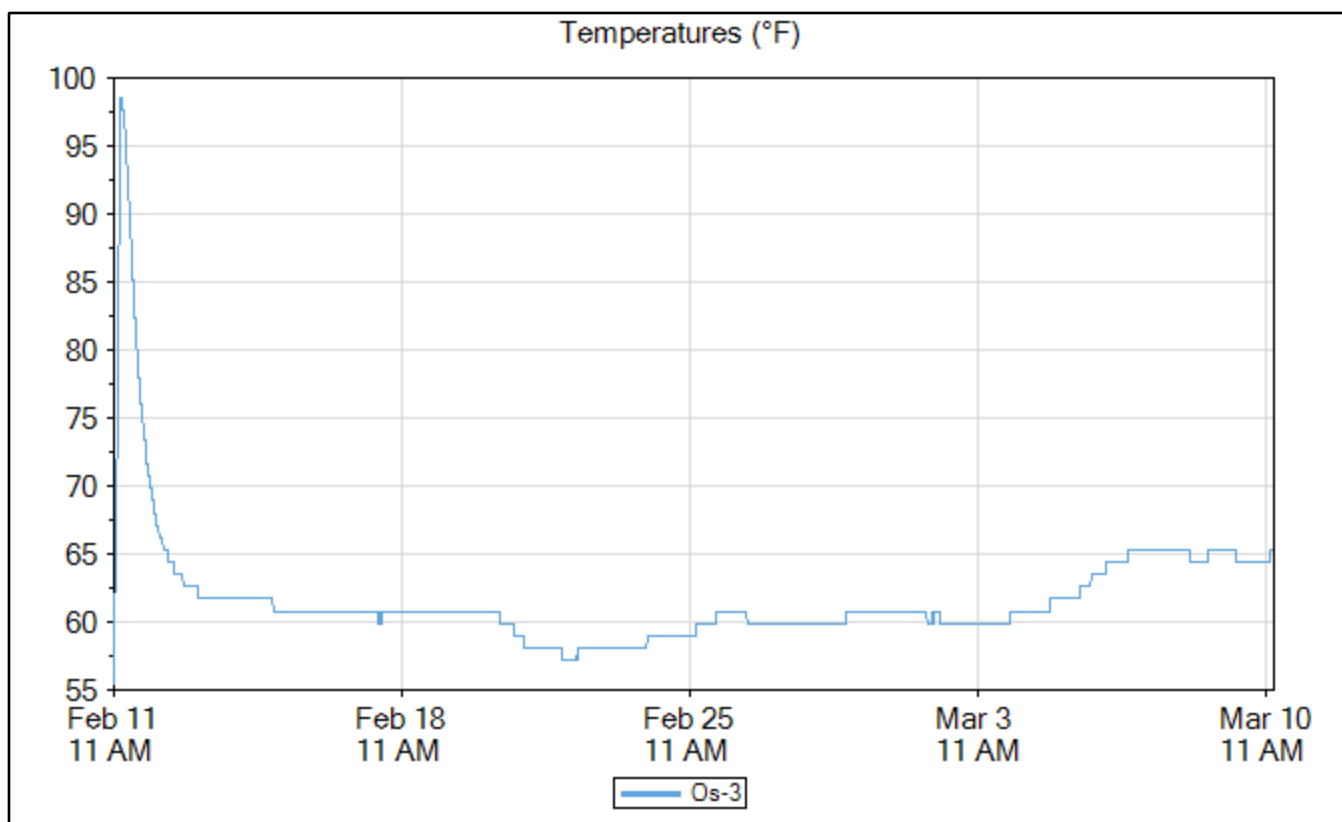
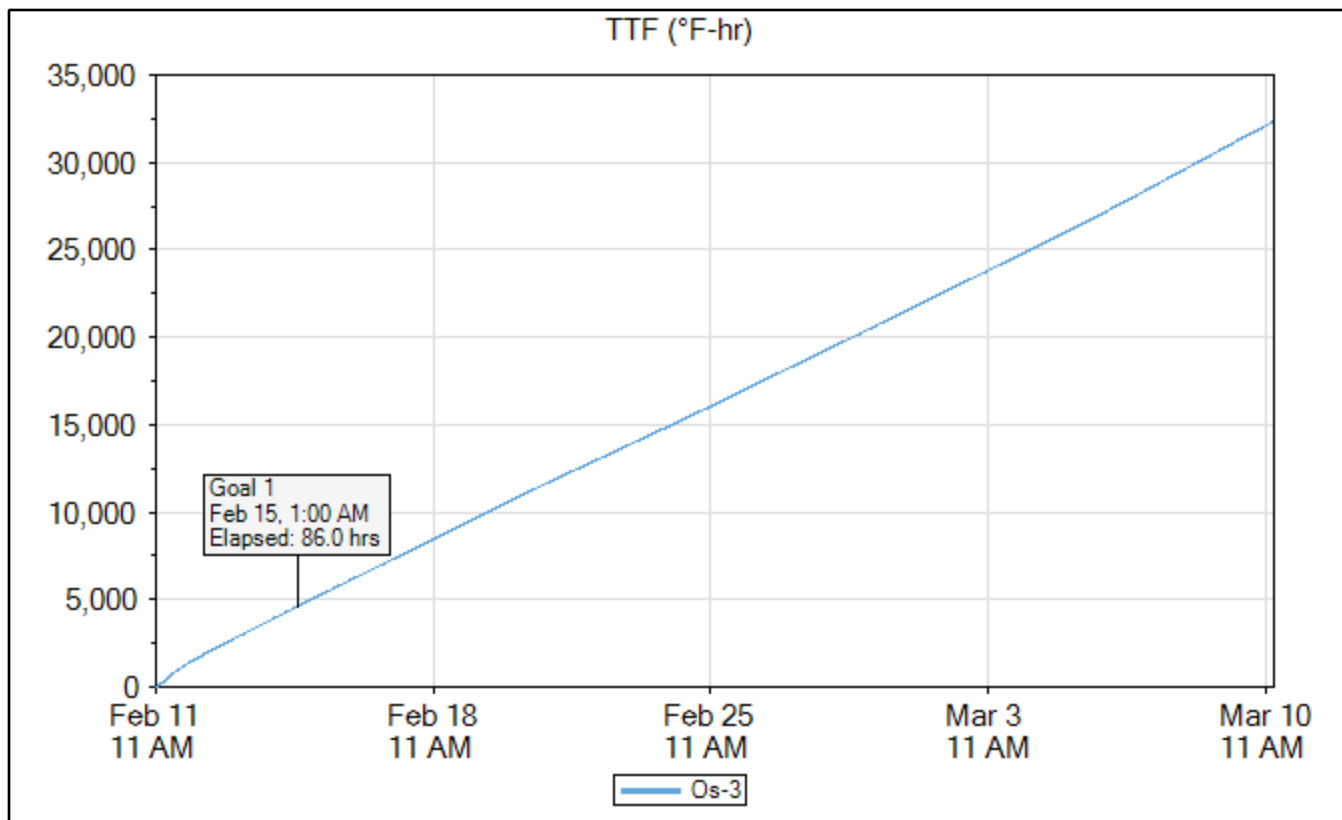
Os-3

	Time	Elapsed Time (days.hours:minutes)	Temperature (°F)	TTF (°F-hr)	Strength (psi)
Goal 1	Feb 15, 2020 01:00 AM	3.14:00	61.7	4,616	4,002
Min Temp	Feb 11, 2020 11:00 AM	00:00	55.4	0	0
Max Temp	Feb 11, 2020 03:00 PM	04:00	98.6	256	954
Download	Mar 10, 2020 03:15 PM	28.04:15	65.3	32,319	6,052

Name	Os-3
Serial Number	0000004DAD27
Location	6 In From Edge
Depth (in)	4.5
Placement Date	Feb 11, 2020 10:50 AM
Sample Interval (minutes)	15

Maturity Method	Nurse-Saul
Datum Temp (°F)	14





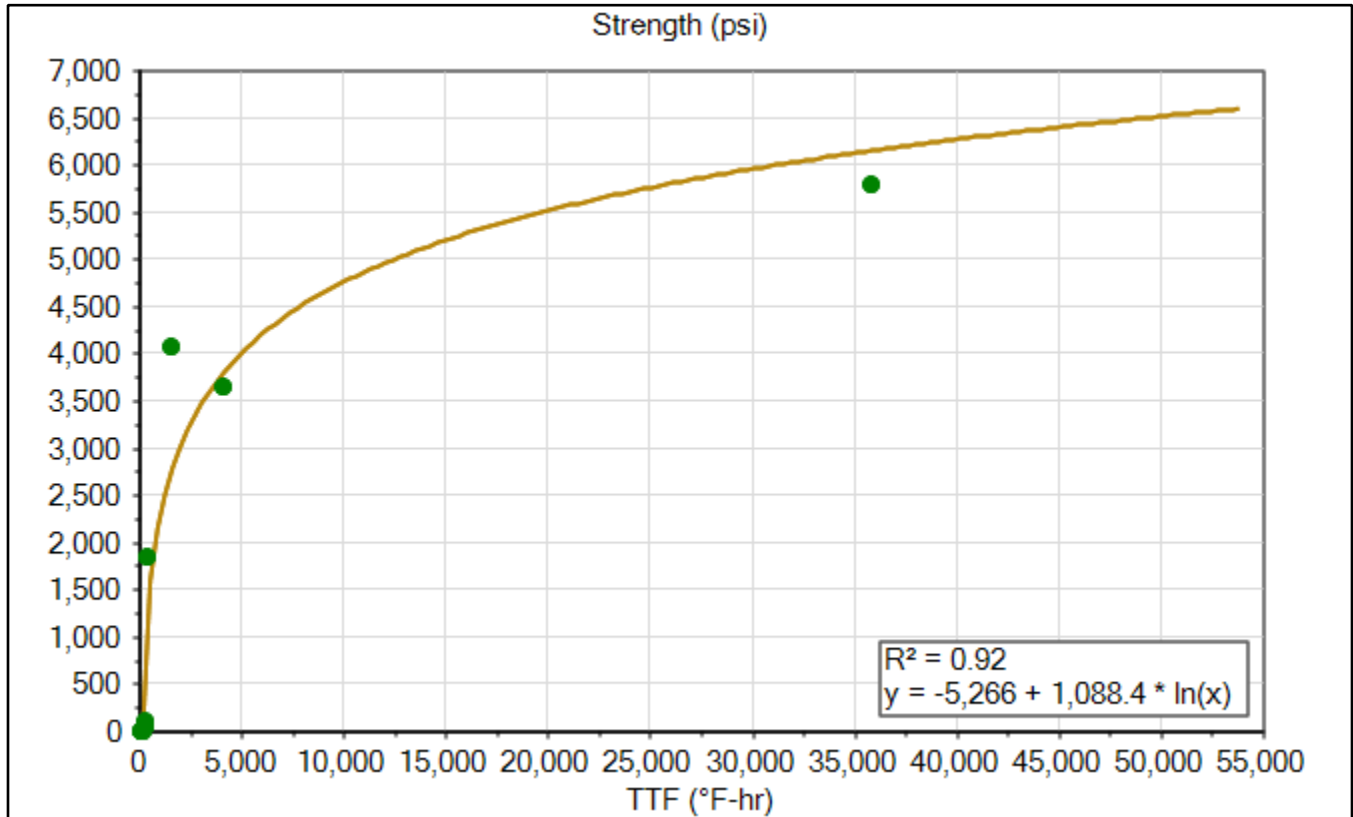
4x8 Insulated Cylinders Maturity Curve

Maturity Curve Report

Timestamp	Age (hours)	Strength (psi)	TTF (°F-hr)
Feb 11, 2020 12:39 PM	1.4	0	80
Feb 11, 2020 01:09 PM	1.9	0	111
Feb 11, 2020 01:39 PM	2.4	0	146
Feb 11, 2020 02:09 PM	2.9	0	186
Feb 11, 2020 02:52 PM	3.633333	53	247
Feb 11, 2020 03:13 PM	3.983333	103	268
Feb 11, 2020 05:22 PM	6.116667	1,847	430
Feb 12, 2020 11:16 AM	24.03333	4,064	1,563
Feb 14, 2020 11:09 AM	71.9	3,655	4,109
Mar 10, 2020 11:10 AM	671.9333	5,781	35,813

Maturity Method	Nurse-Saul
Datum Temp (°F)	14

Curve-Fit Model	Ln
Intercept (psi)	-5,266
Slope	1,088.4
Equation	$y = -5,266 + 1,088.4 * \ln(x)$
R²	0.92



Signature _____

Print _____

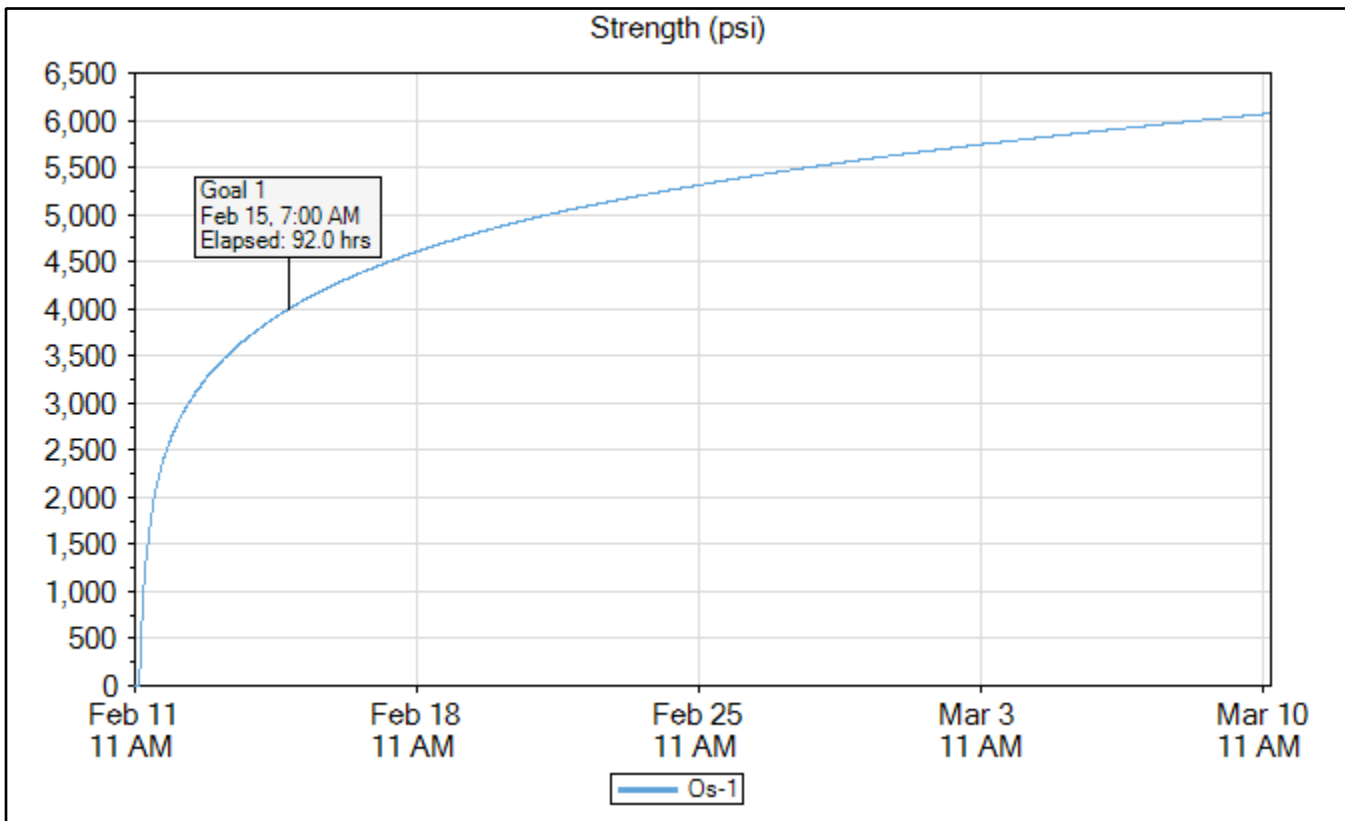
Os-1

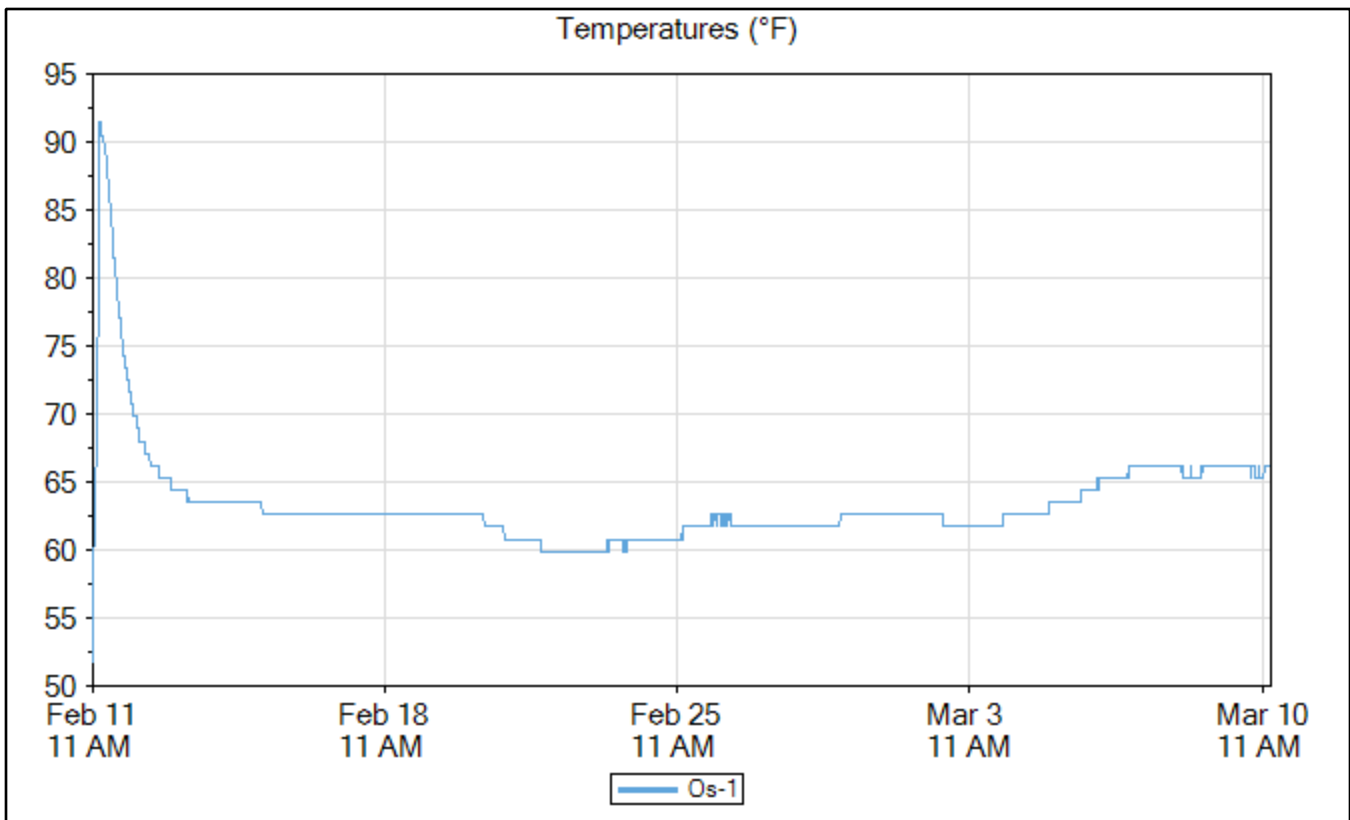
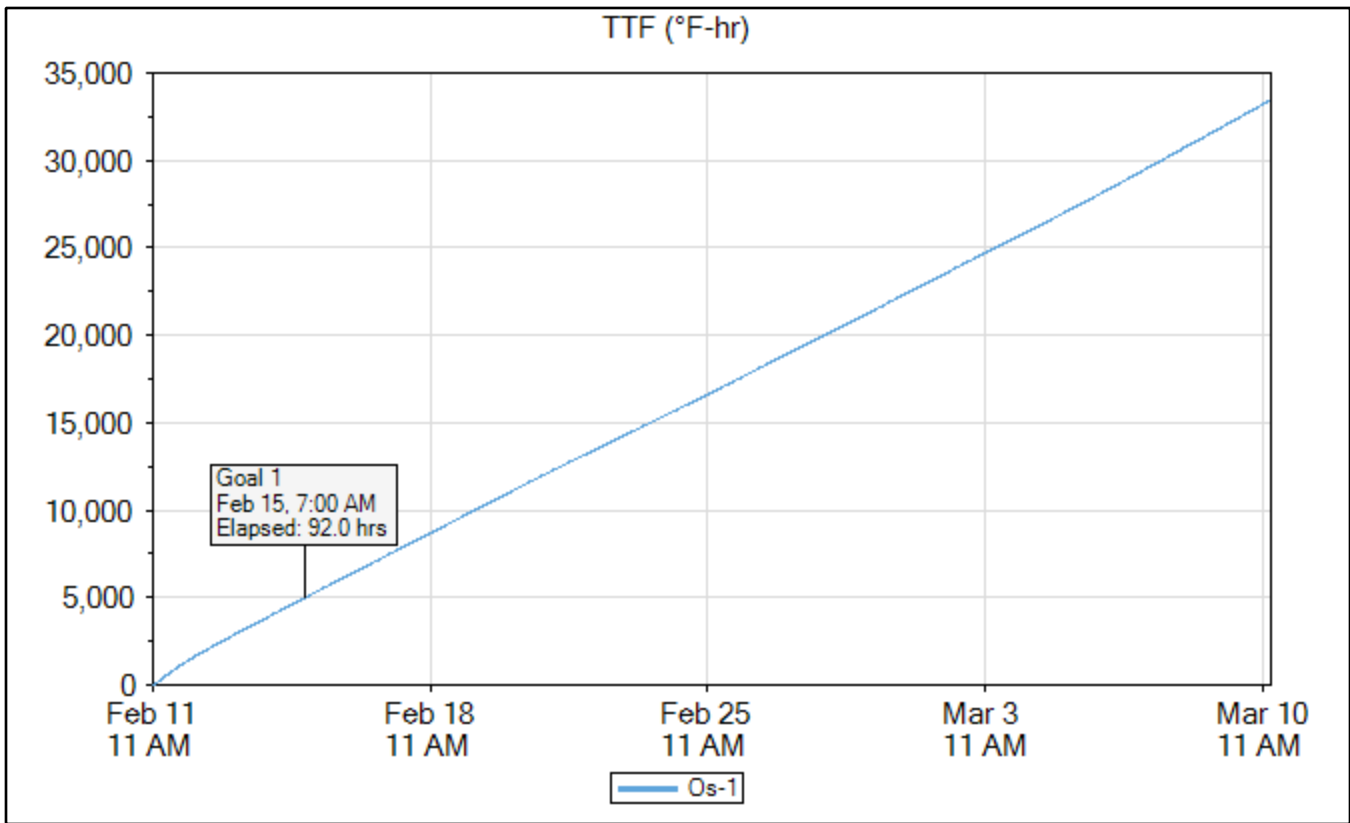
4x8 Insulated Cylinders Sensor Data

	Time	Elapsed Time (days.hours:minutes)	Temperature (°F)	TTF (°F-hr)	Strength (psi)
Goal 1	Feb 15, 2020 07:00 AM	3.20:00	63.5	4,989	4,002
Min Temp	Feb 11, 2020 11:00 AM	00:00	51.8	0	0
Max Temp	Feb 11, 2020 03:00 PM	04:00	91.4	232	664
Download	Mar 10, 2020 03:15 PM	28.04:15	66.2	33,412	6,071

Name	Os-1
Serial Number	0000004DBB19
Location	2 In From Edge
Depth (in)	4.5
Placement Date	Feb 11, 2020 10:50 AM
Sample Interval (minutes)	15

Maturity Method	Nurse-Saul
Datum Temp (°F)	14



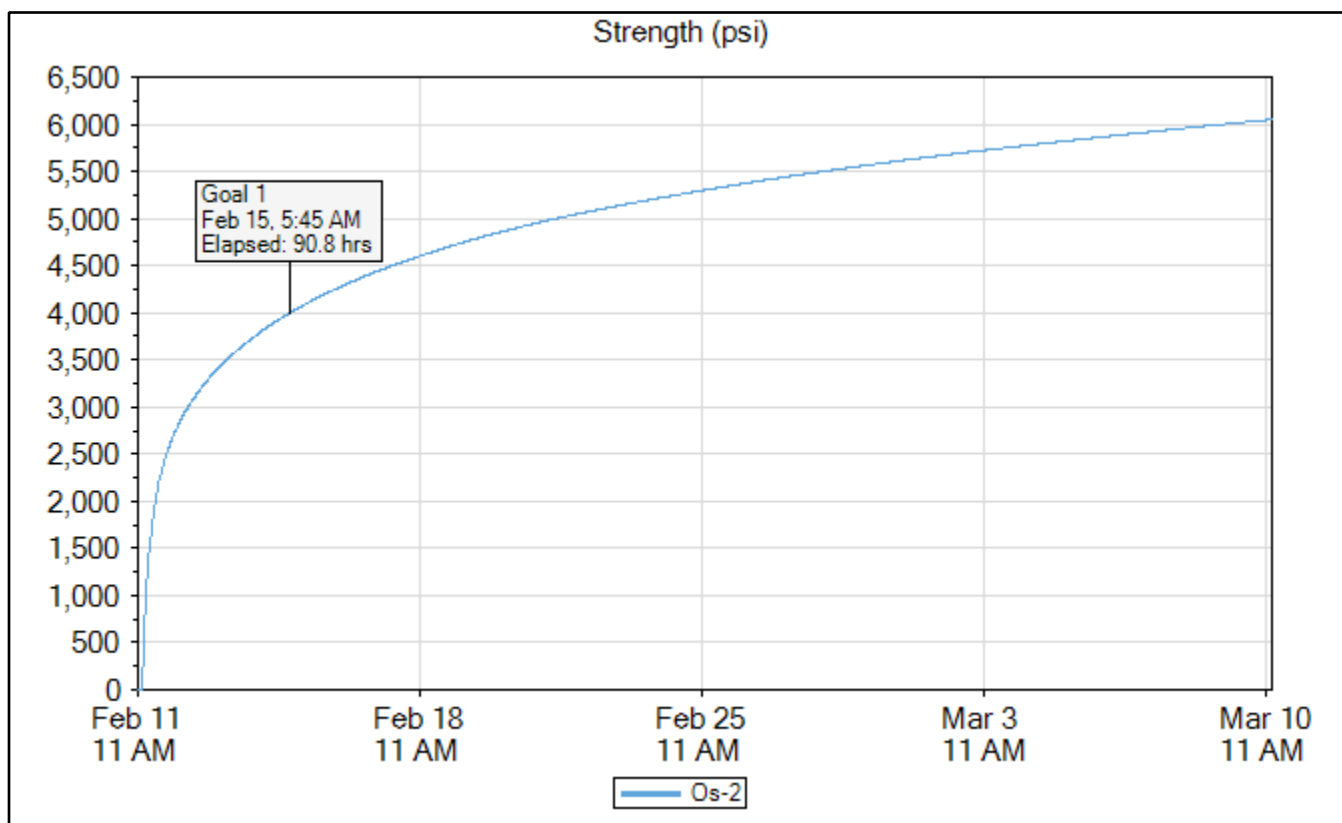


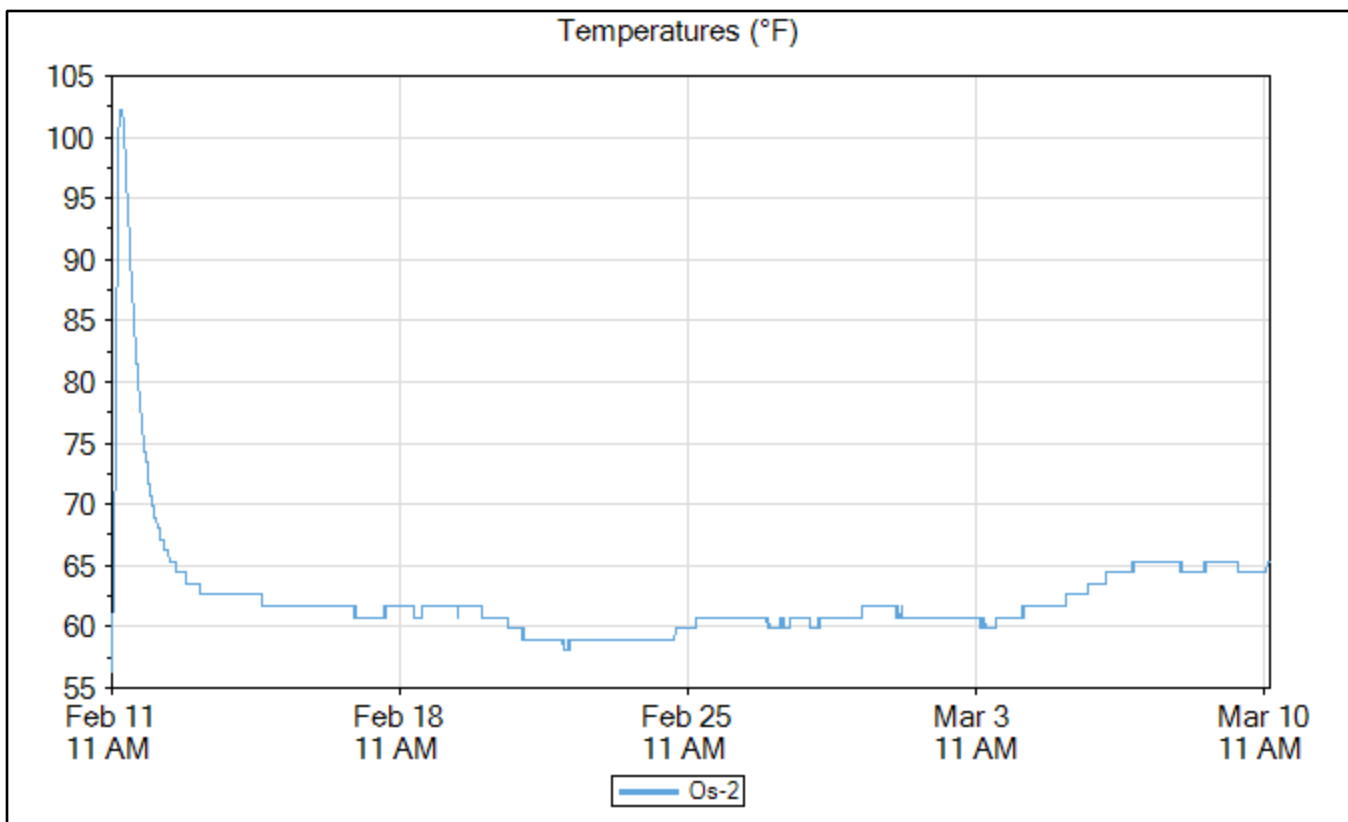
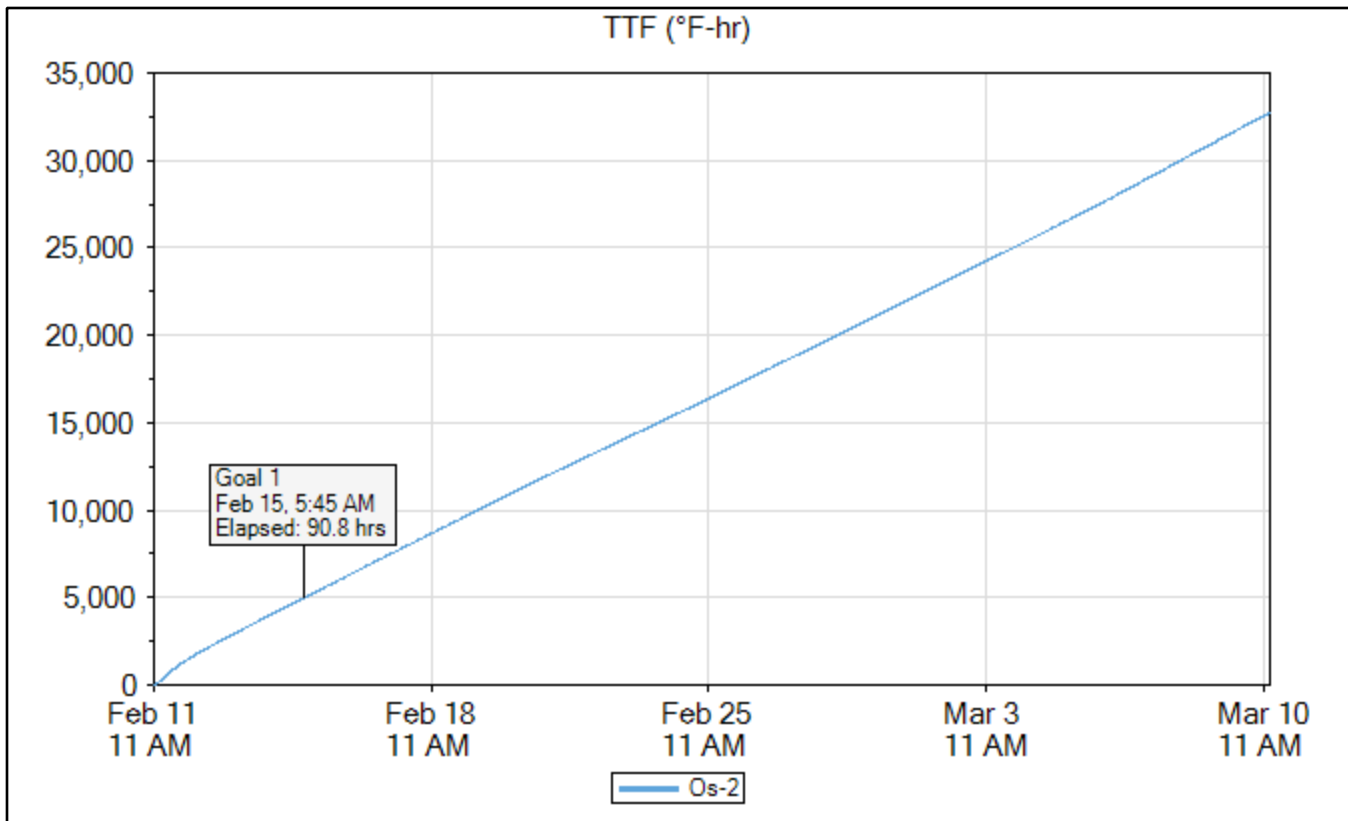
Os-2

	Time	Elapsed Time (days.hours:minutes)	Temperature (°F)	TTF (°F-hr)	Strength (psi)
Goal 1	Feb 15, 2020 05:45 AM	3.18:45	61.7	4,984	4,001
Min Temp	Feb 11, 2020 11:00 AM	00:00	56.3	0	0
Max Temp	Feb 11, 2020 03:45 PM	04:45	102.2	321	1,016
Download	Mar 10, 2020 03:00 PM	28.04:00	65.3	32,743	6,049

Name	Os-2
Serial Number	0000004DE14B
Location	Center
Depth (in)	4.5
Placement Date	Feb 11, 2020 10:50 AM
Sample Interval (minutes)	15

Maturity Method	Nurse-Saul
Datum Temp (°F)	14



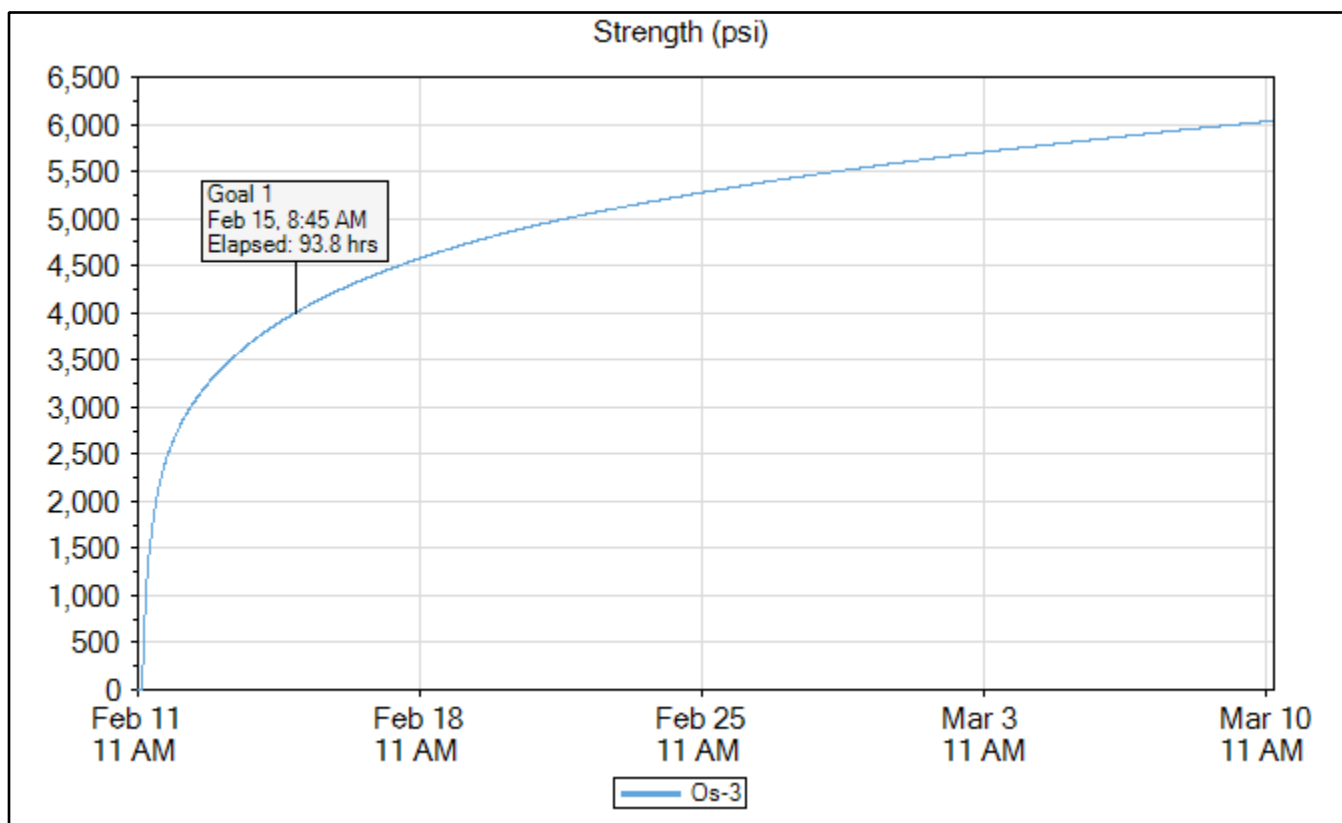


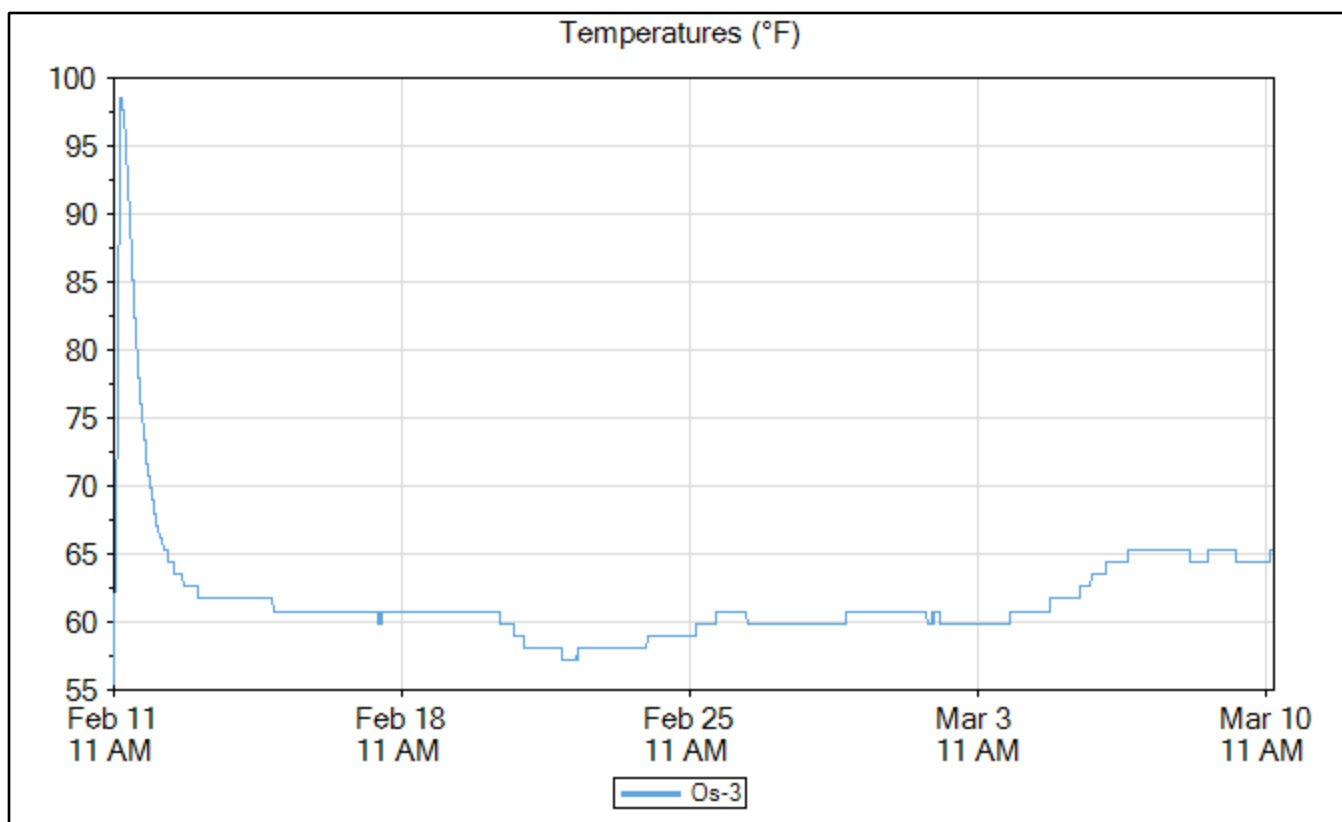
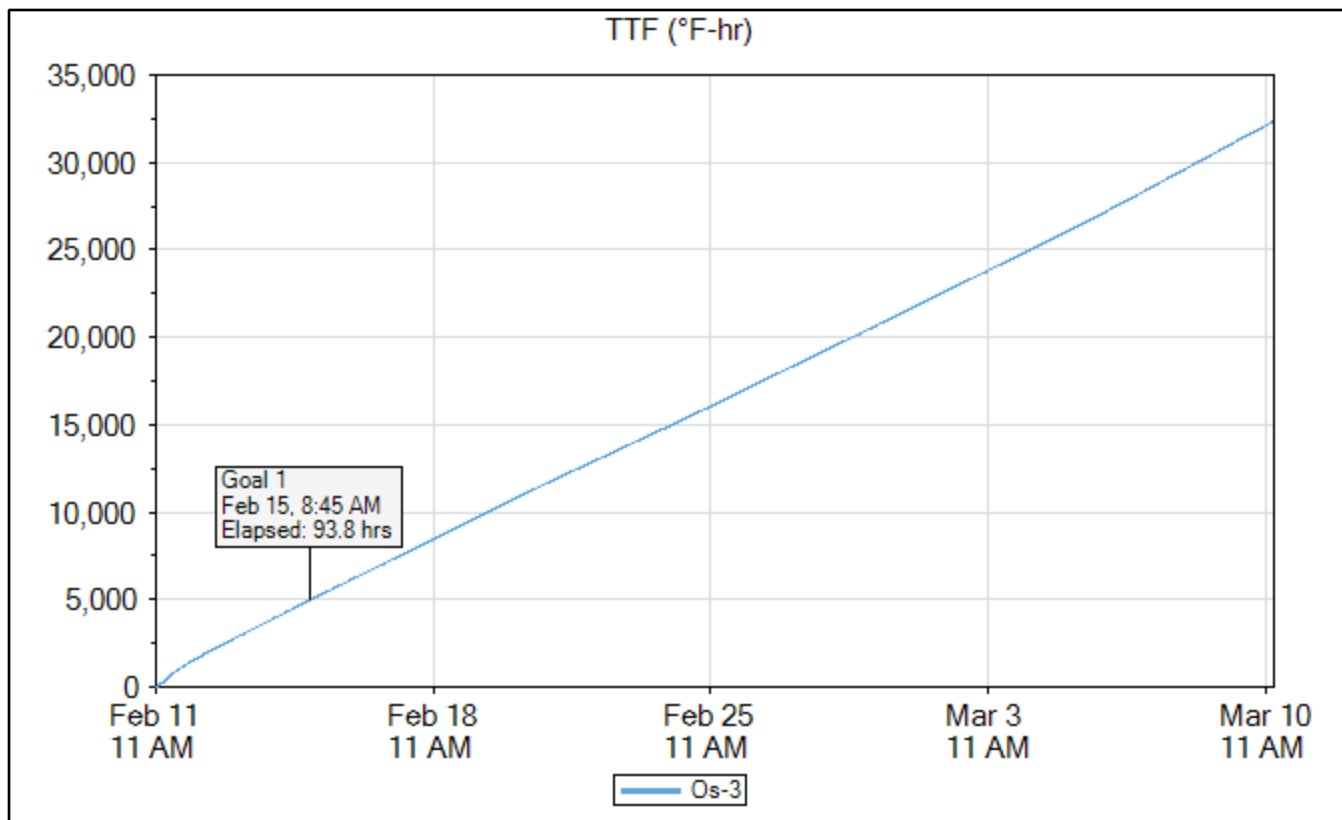
Os-3

	Time	Elapsed Time (days.hours:minutes)	Temperature (°F)	TTF (°F-hr)	Strength (psi)
Goal 1	Feb 15, 2020 08:45 AM	3.21:45	60.8	4,984	4,001
Min Temp	Feb 11, 2020 11:00 AM	00:00	55.4	0	0
Max Temp	Feb 11, 2020 03:00 PM	04:00	98.6	256	769
Download	Mar 10, 2020 03:15 PM	28.04:15	65.3	32,319	6,035

Name	Os-3
Serial Number	0000004DAD27
Location	6 In From Edge
Depth (in)	4.5
Placement Date	Feb 11, 2020 10:50 AM
Sample Interval (minutes)	15

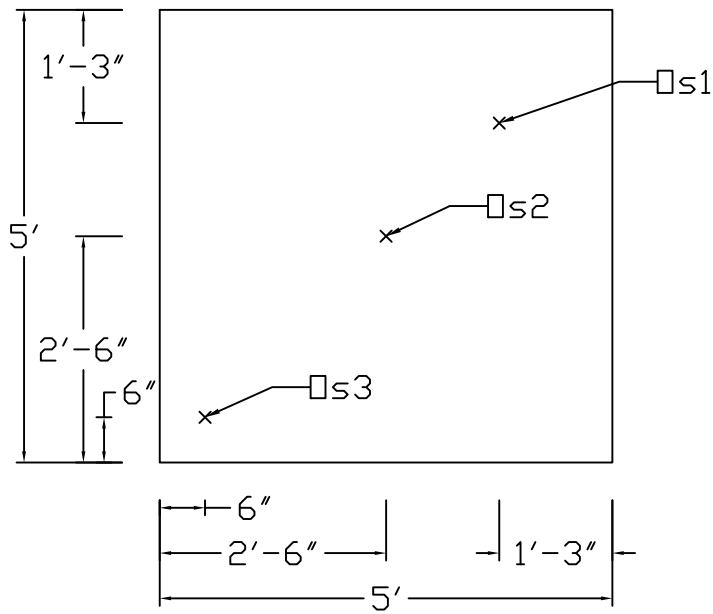
Maturity Method	Nurse-Saul
Datum Temp (°F)	14



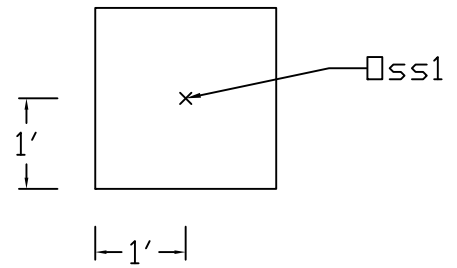


Mix B - Orange 87 Degrees Group TMM Sensors Layout

Large 5'x5' Slab



Small 2'x2' Slab

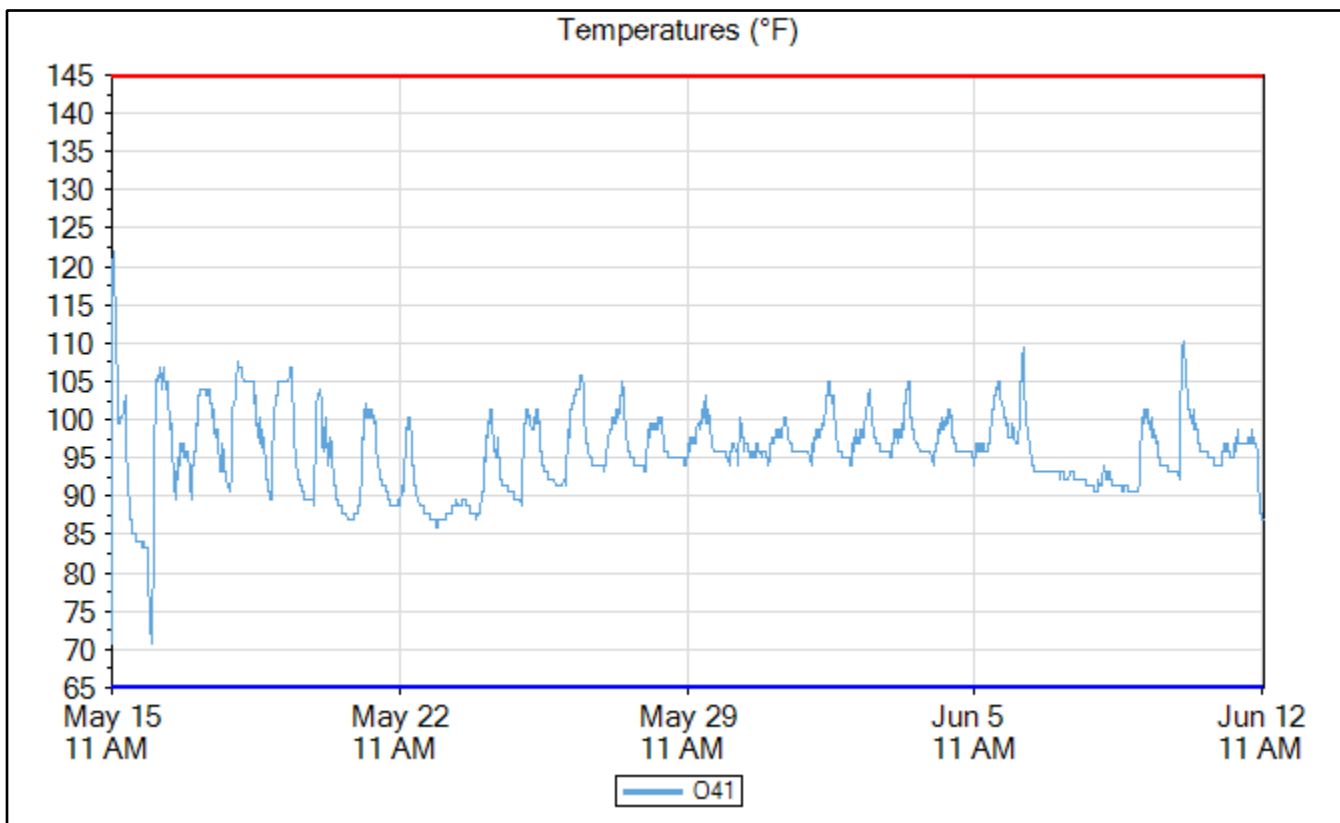


O41

4"x8" Reference Cylinder Data

	Time	Elapsed Time (days.hours:minutes)	Temperature (°F)
Min Temp	May 15, 2020 11:00 AM	00:00	70.7
Max Temp	May 15, 2020 11:45 AM	00:45	122.0
Download	Jun 12, 2020 11:30 AM	28.00:30	86.9

Name	O41
Serial Number	0000004DDD69
Location	
Depth (in)	0.0
Placement Date	May 15, 2020 10:50 AM
Sample Interval (minutes)	15

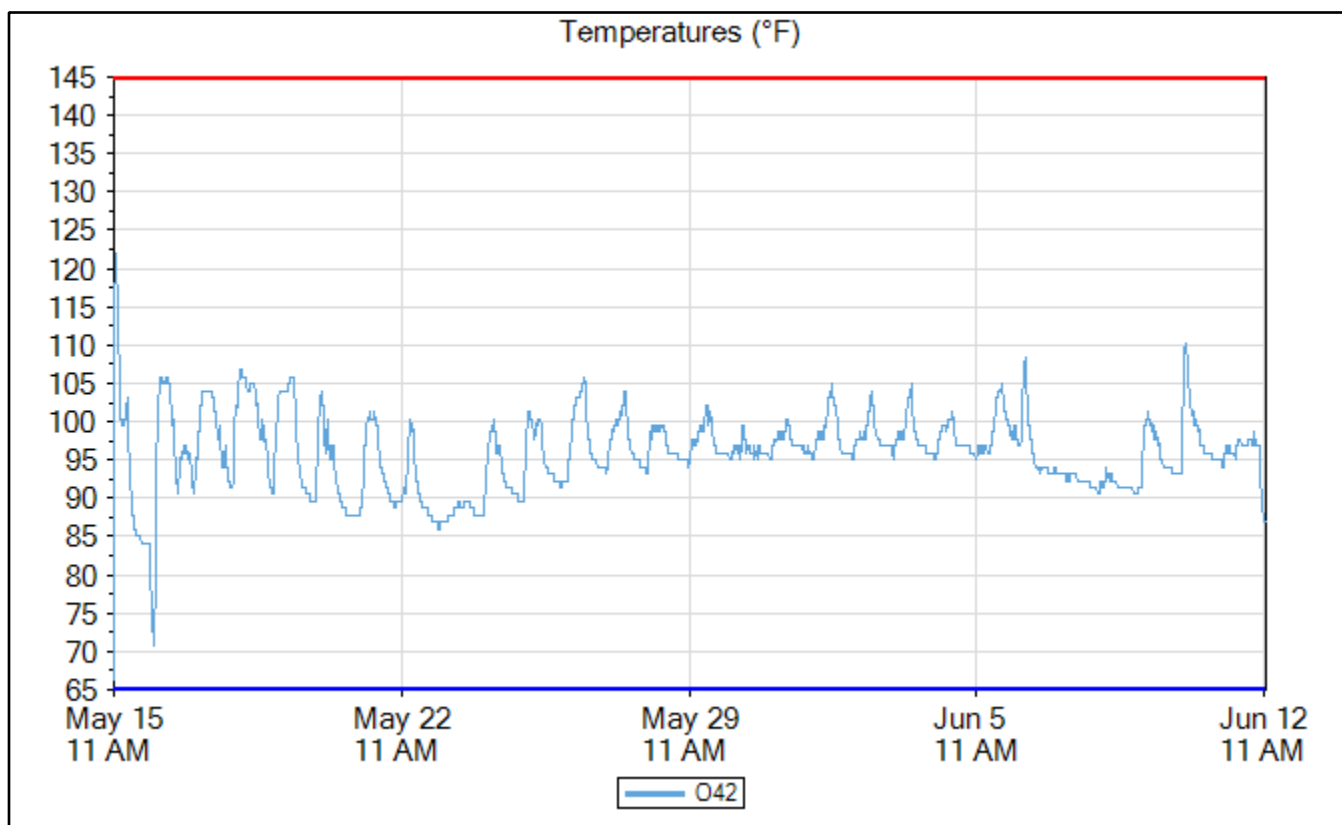


O42

4"x8" Reference Cylinder Data

	Time	Elapsed Time (days.hours:minutes)	Temperature (°F)
Min Temp	May 15, 2020 11:00 AM	00:00	66.2
Max Temp	May 15, 2020 12:00 PM	01:00	122.0
Download	Jun 12, 2020 11:30 AM	28.00:30	86.9

Name	O42
Serial Number	0000004DC28E
Location	
Depth (in)	0.0
Placement Date	May 15, 2020 10:50 AM
Sample Interval (minutes)	15

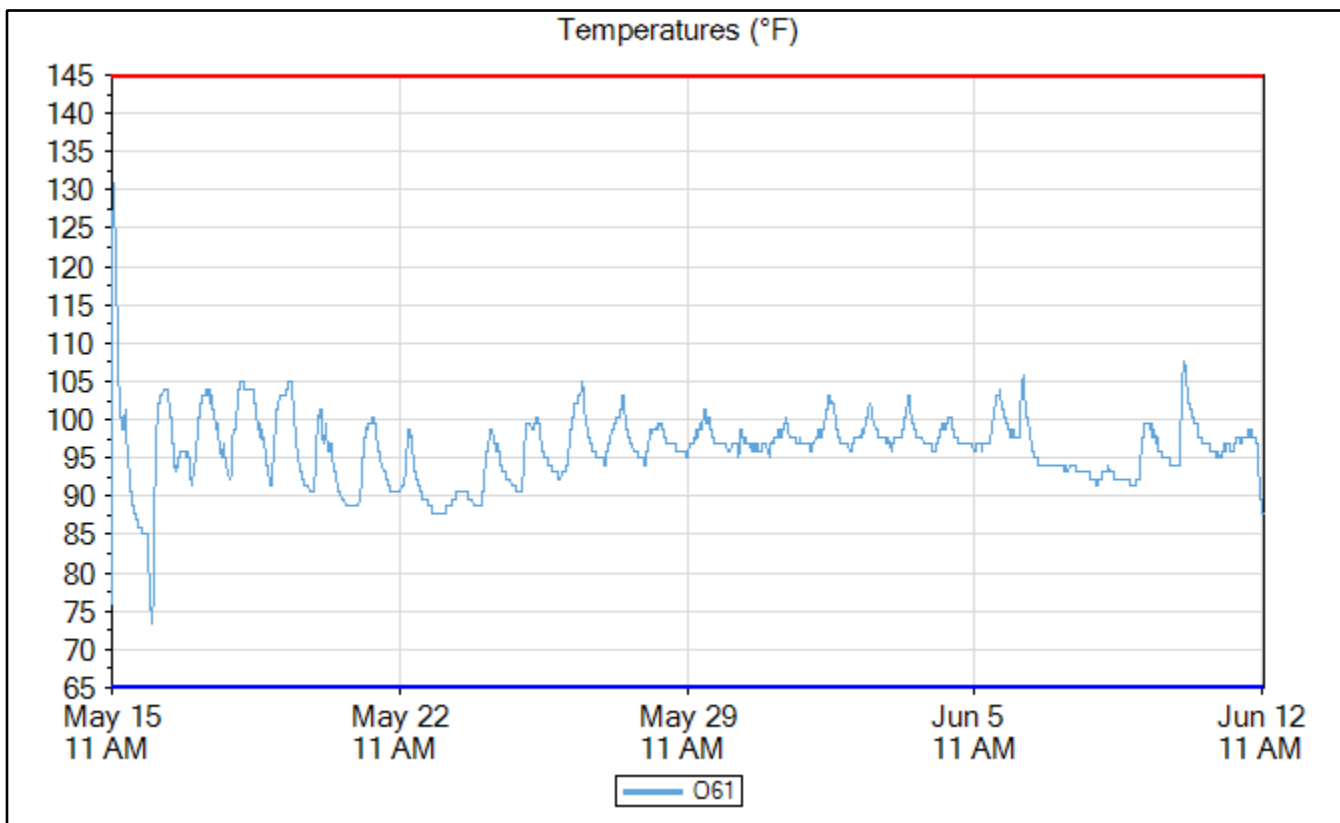


O61

6"x12" Reference Cylinder Data

	Time	Elapsed Time (days.hours:minutes)	Temperature (°F)
Min Temp	May 16, 2020 10:30 AM	23:30	73.4
Max Temp	May 15, 2020 12:00 PM	01:00	131.0
Download	Jun 12, 2020 11:30 AM	28.00:30	87.8

Name	O61
Serial Number	0000004DCC6E
Location	
Depth (in)	0.0
Placement Date	May 15, 2020 10:50 AM
Sample Interval (minutes)	15

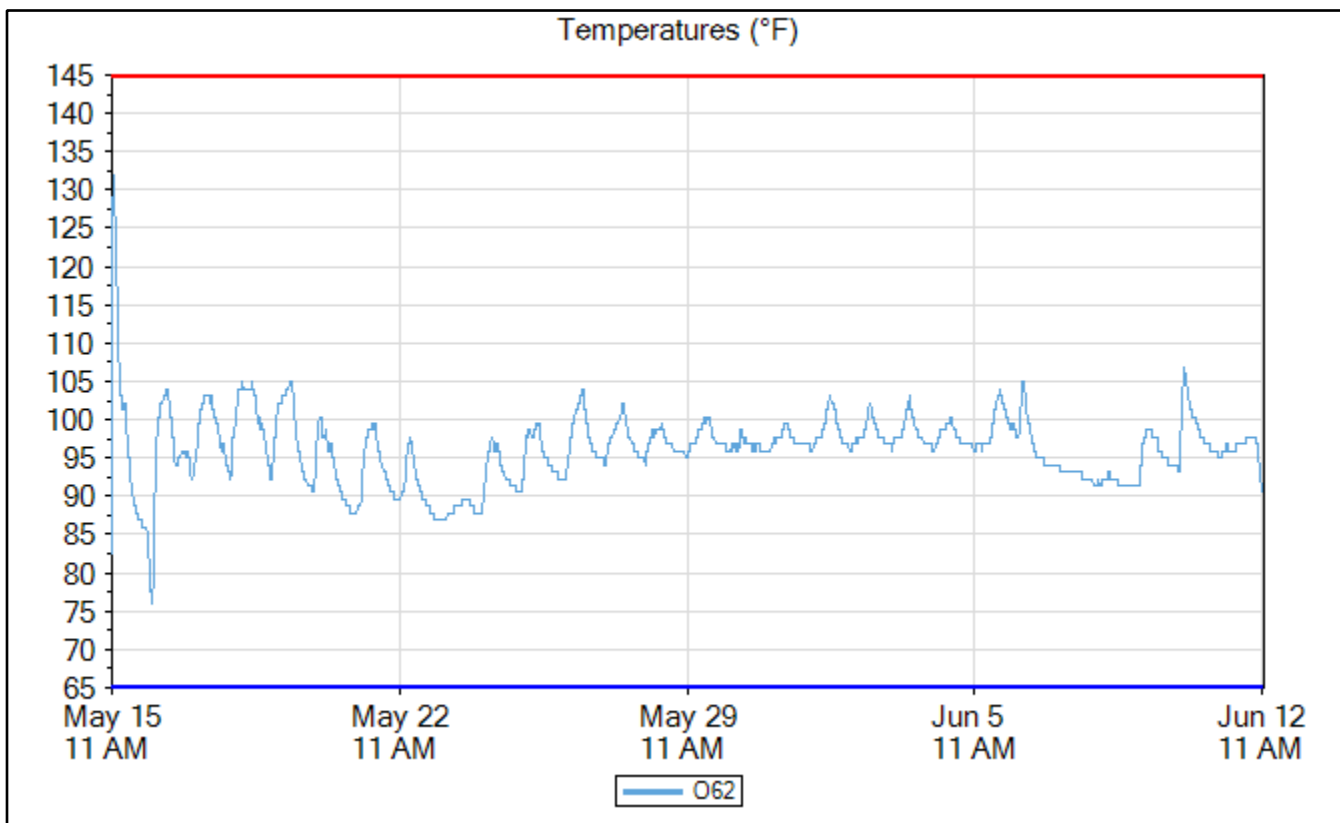


O62

6"x12" Reference Cylinder Data

	Time	Elapsed Time (days.hours:minutes)	Temperature (°F)
Min Temp	May 16, 2020 10:15 AM	23:15	76.1
Max Temp	May 15, 2020 12:00 PM	01:00	131.9
Download	Jun 12, 2020 11:15 AM	28.00:15	90.5

Name	O62
Serial Number	0000004DDDBC
Location	
Depth (in)	0.0
Placement Date	May 15, 2020 10:50 AM
Sample Interval (minutes)	15

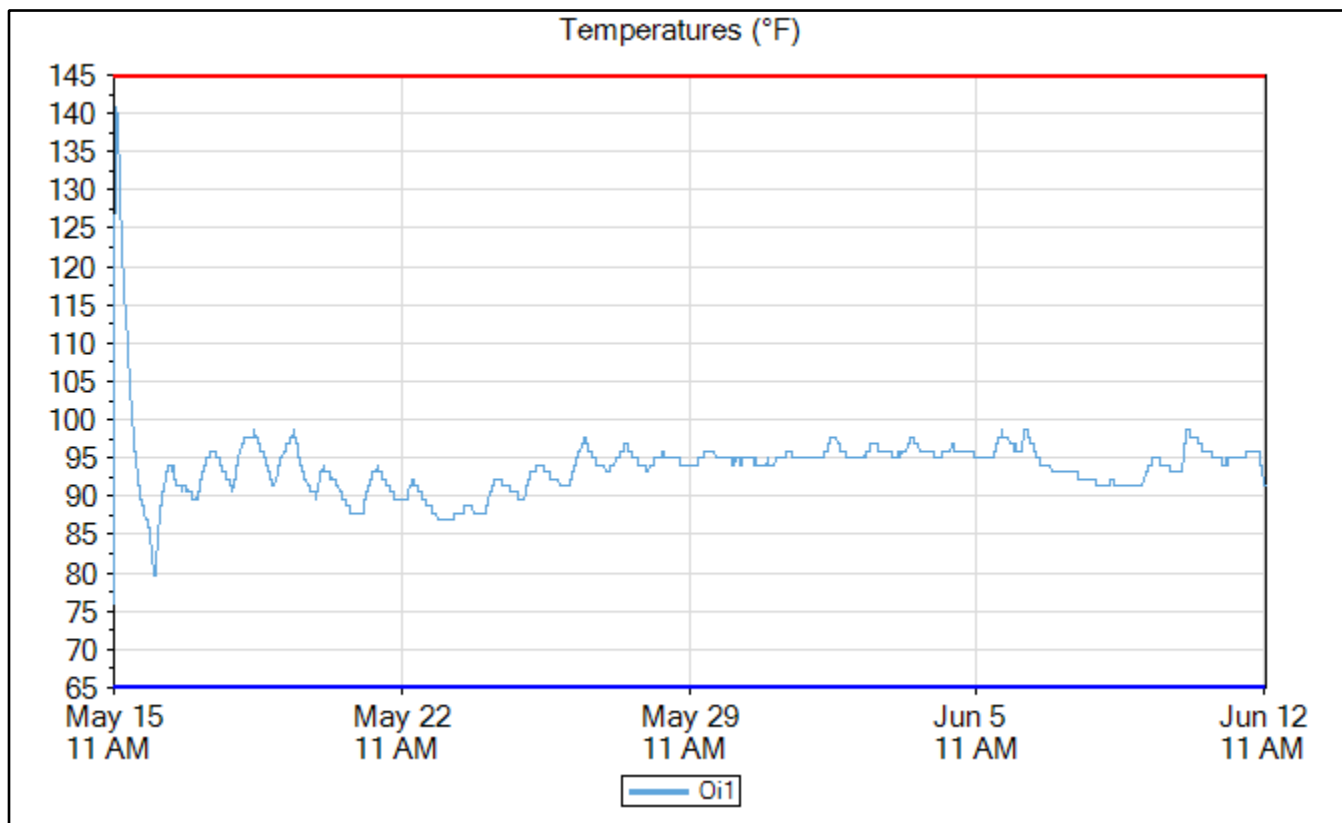


Insulated 4"x8" Reference Cylinder Data

Oi1

	Time	Elapsed Time (days.hours:minutes)	Temperature (°F)
Min Temp	May 15, 2020 11:00 AM	00:00	76.1
Max Temp	May 15, 2020 12:30 PM	01:30	140.9
Download	Jun 12, 2020 11:30 AM	28.00:30	91.4

Name	Oi1
Serial Number	0000004DBED3
Location	
Depth (in)	0.0
Placement Date	May 15, 2020 10:50 AM
Sample Interval (minutes)	15

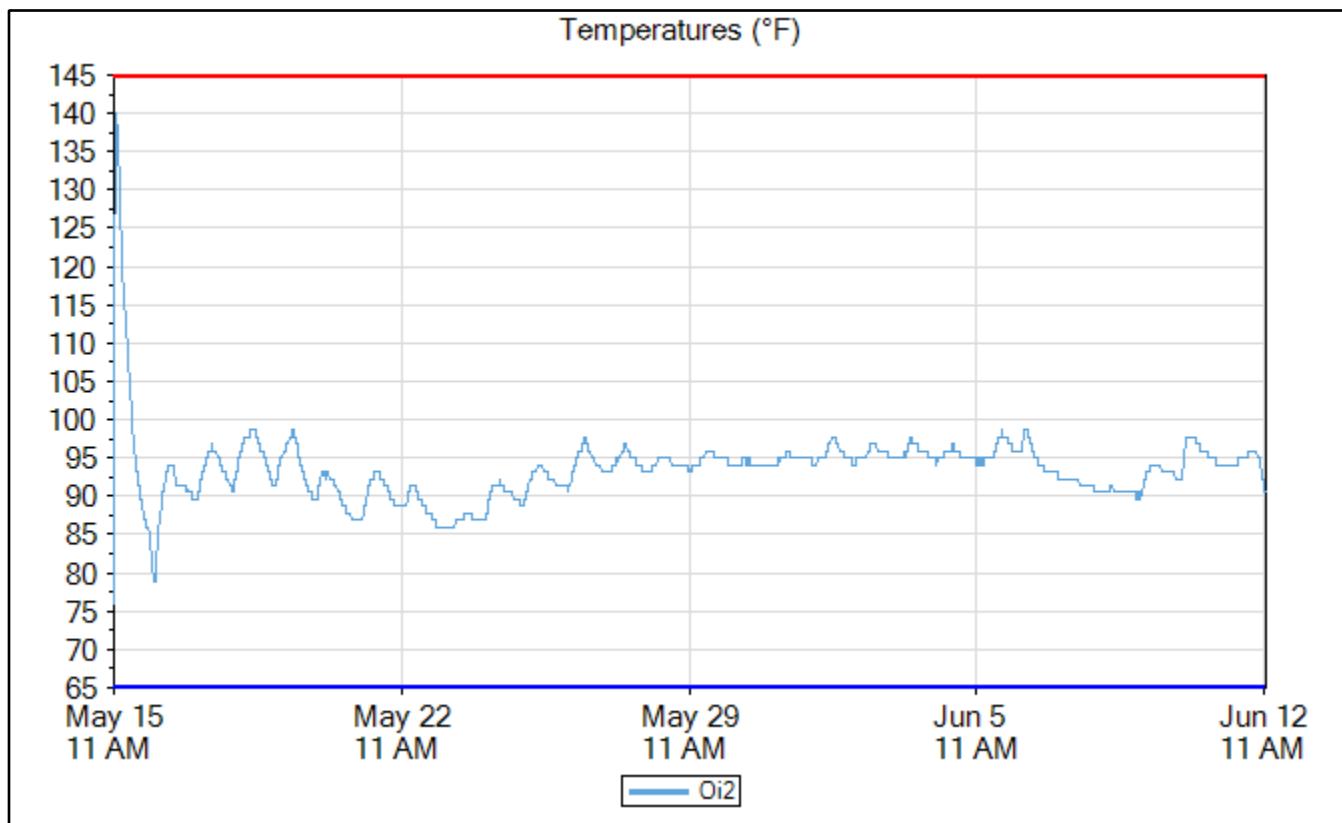


Insulated 4"x8" Reference Cylinder Data

Oi2

	Time	Elapsed Time (days.hours:minutes)	Temperature (°F)
Min Temp	May 15, 2020 11:00 AM	00:00	76.1
Max Temp	May 15, 2020 12:30 PM	01:30	140.0
Download	Jun 12, 2020 11:30 AM	28.00:30	90.5

Name	Oi2
Serial Number	0000004DE4CB
Location	
Depth (in)	0.0
Placement Date	May 15, 2020 10:50 AM
Sample Interval (minutes)	15



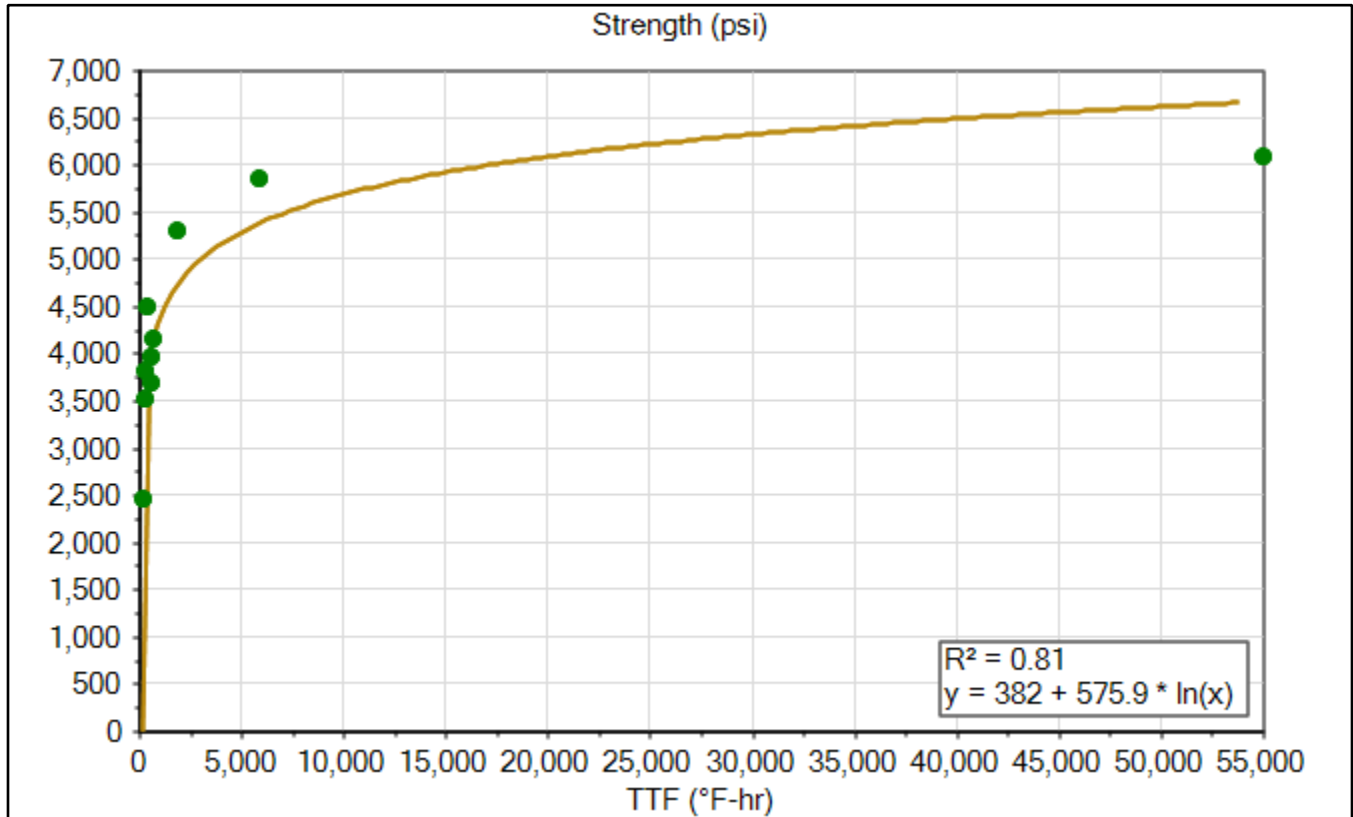
4x8 Cylinders Maturity Curve

Maturity Curve Report

Timestamp	Age (hours)	Strength (psi)	TTF (°F-hr)
May 15, 2020 12:31 PM	1.516667	2,451	152
May 15, 2020 01:25 PM	2.416667	3,531	253
May 15, 2020 02:21 PM	3.35	3,823	323
May 15, 2020 03:21 PM	4.35	4,497	410
May 15, 2020 04:44 PM	5.733333	3,959	539
May 15, 2020 05:36 PM	6.6	3,697	604
May 15, 2020 06:14 PM	7.233333	4,161	669
May 16, 2020 10:53 AM	23.88333	5,300	1,857
May 18, 2020 11:05 AM	72.08334	5,861	5,912
Jun 12, 2020 10:36 AM	671.6	6,092	54,995

Maturity Method	Nurse-Saul
Datum Temp (°F)	14

Curve-Fit Model	Ln
Intercept (psi)	382
Slope	575.9
Equation	$y = 382 + 575.9 * \ln(x)$
R²	0.81



Signature _____

Print _____

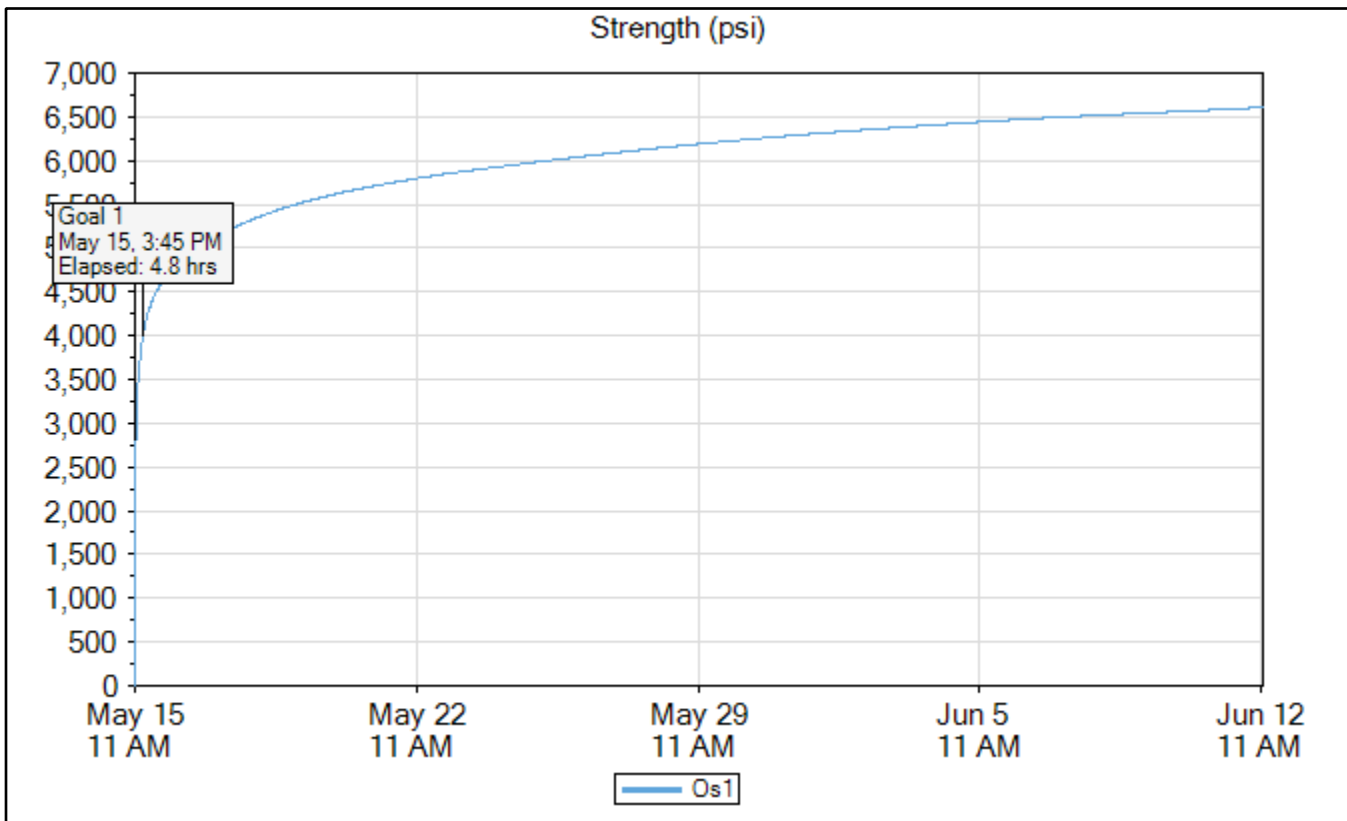
Os1

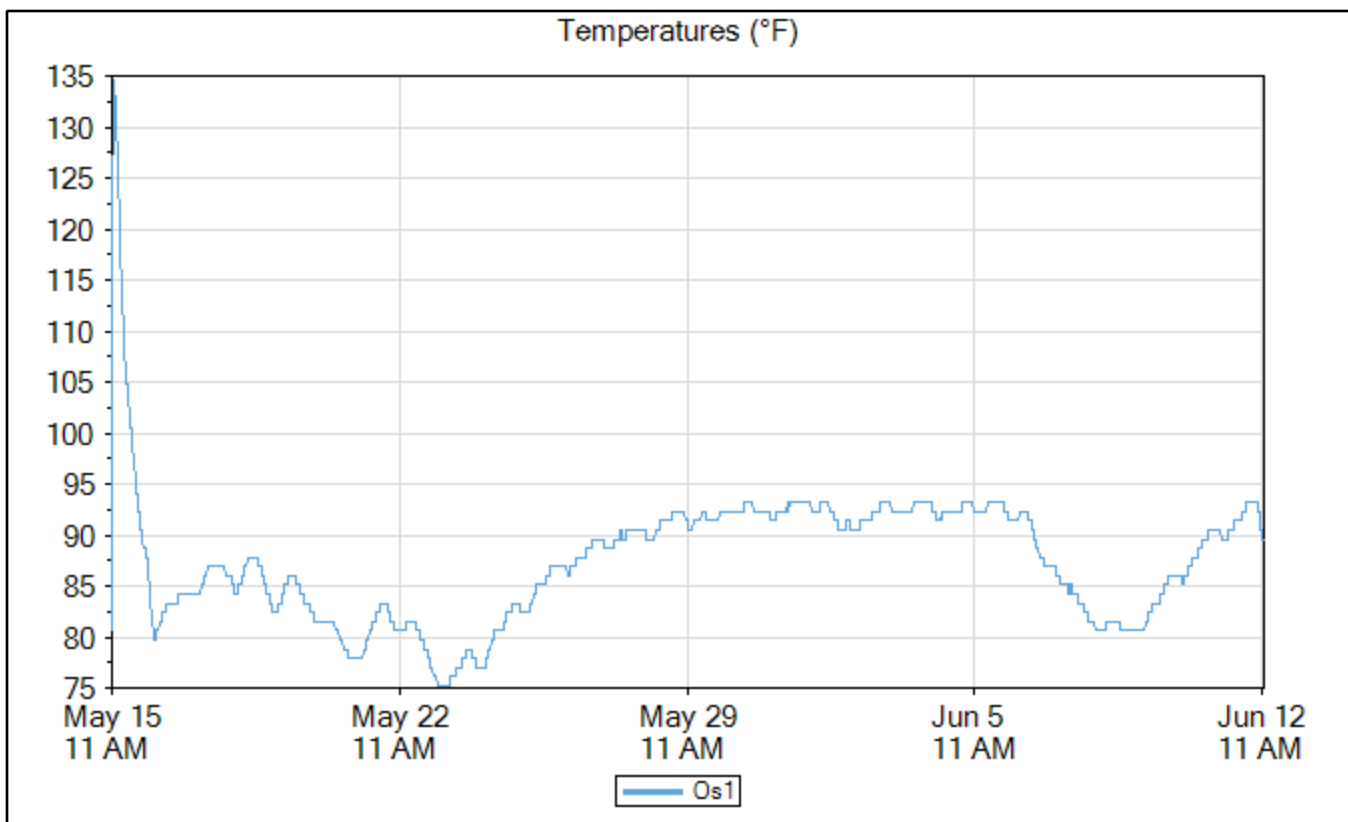
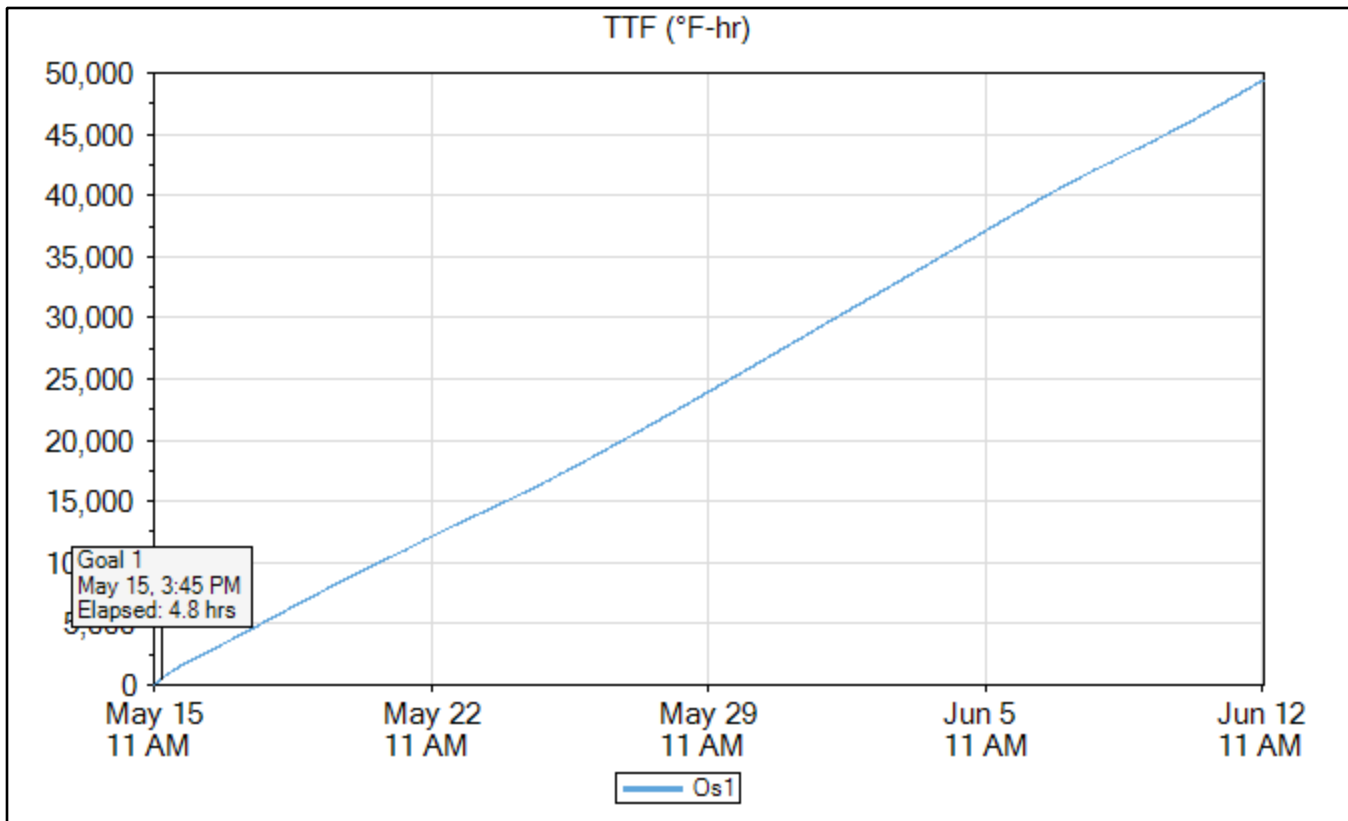
4x8 Cylinders Sensor Data

	Time	Elapsed Time (days.hours:minutes)	Temperature (°F)	TTF (°F-hr)	Strength (psi)
Goal 1	May 15, 2020 03:45 PM	04:45	119.3	539	4,004
Min Temp	May 23, 2020 09:00 AM	7.22:00	75.2	13,540	5,861
Max Temp	May 15, 2020 12:30 PM	01:30	134.6	172	3,346
Download	Jun 12, 2020 11:30 AM	28.00:30	89.6	49,415	6,607

Name	Os1
Serial Number	0000004DCD3A
Location	
Depth (in)	0.0
Placement Date	May 15, 2020 10:50 AM
Sample Interval (minutes)	15

Maturity Method	Nurse-Saul
Datum Temp (°F)	14



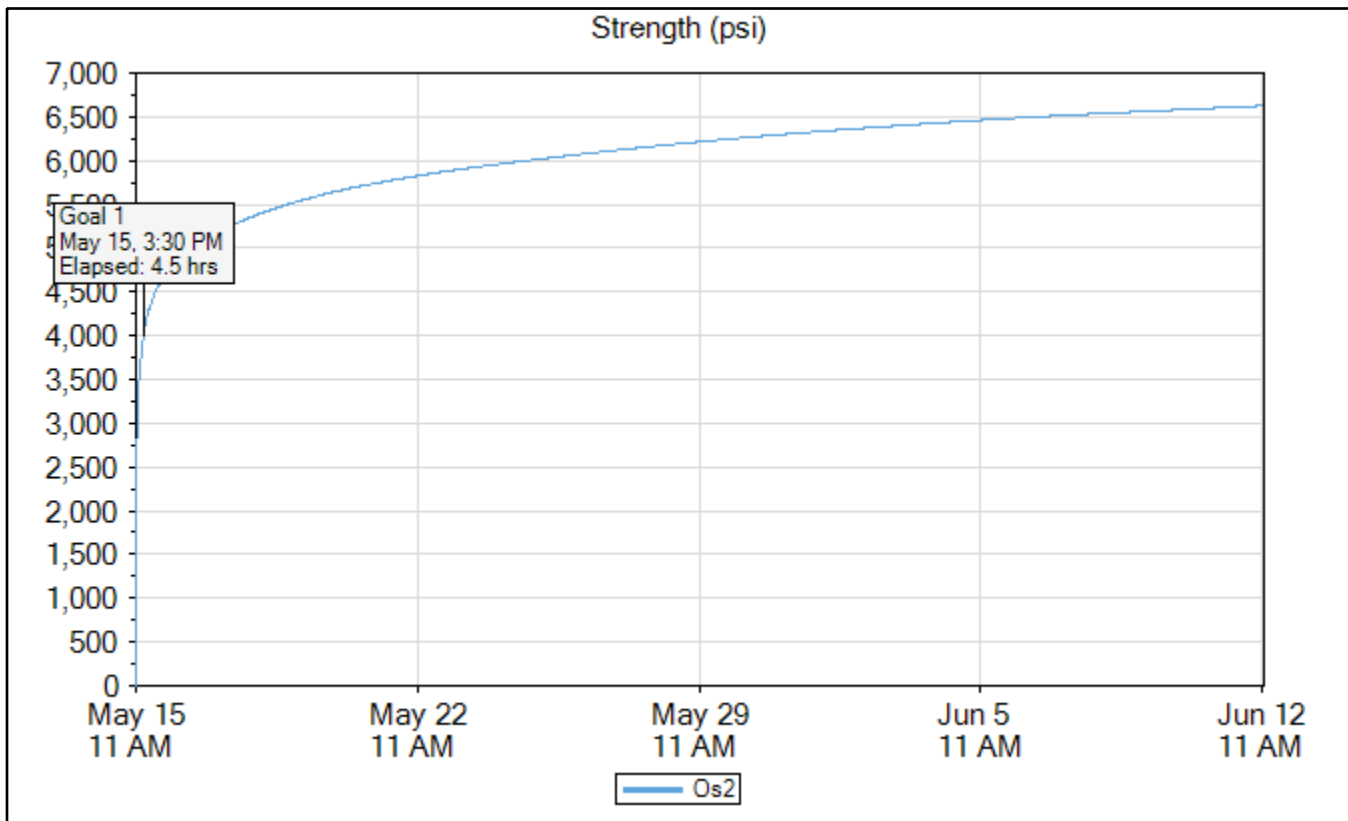


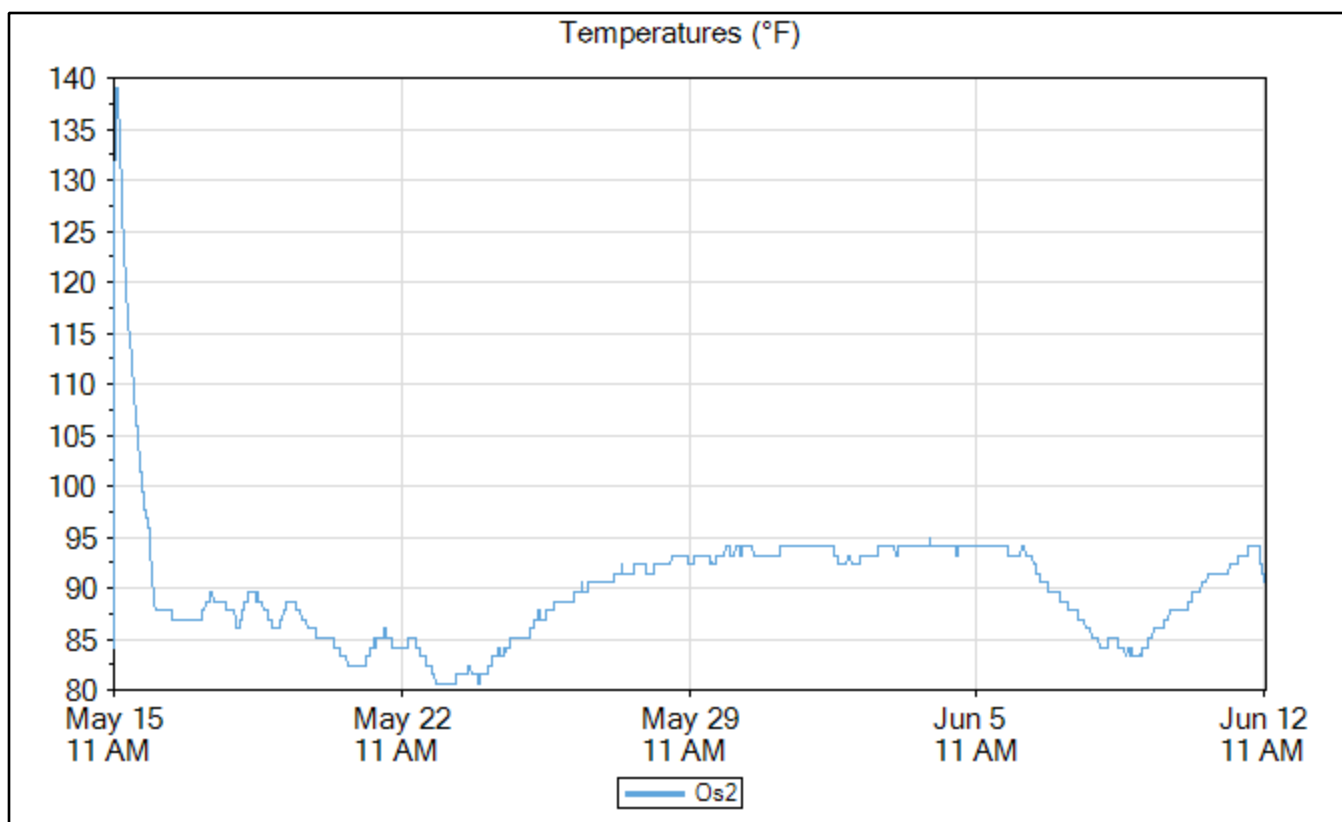
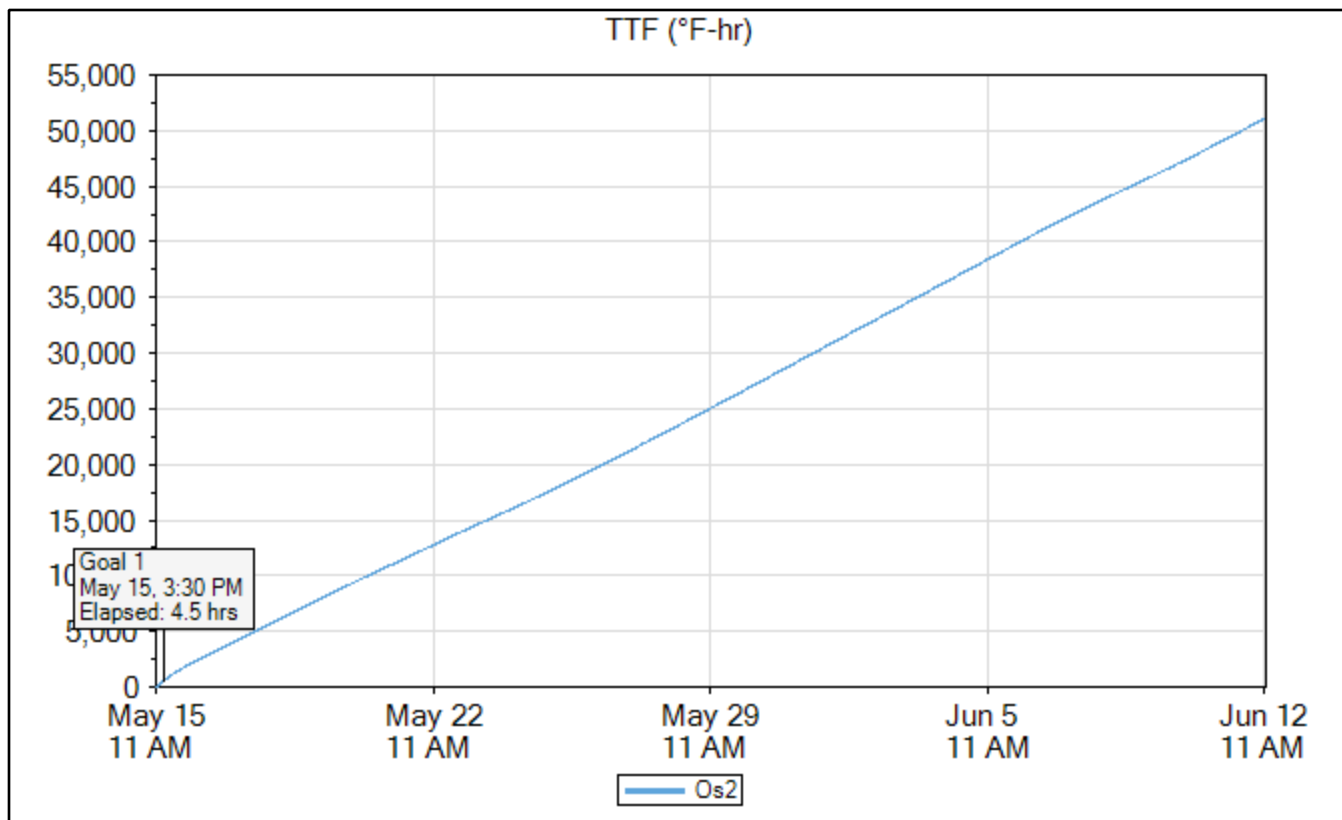
Os2

	Time	Elapsed Time (days.hours:minutes)	Temperature (°F)	TTF (°F-hr)	Strength (psi)
Goal 1	May 15, 2020 03:30 PM	04:30	129.2	541	4,007
Min Temp	May 23, 2020 06:45 AM	7.19:45	80.6	14,126	5,885
Max Temp	May 15, 2020 12:15 PM	01:15	139.1	148	3,258
Download	Jun 12, 2020 11:15 AM	28.00:15	90.5	51,093	6,626

Name	Os2
Serial Number	0000004DB866
Location	
Depth (in)	0.0
Placement Date	May 15, 2020 10:50 AM
Sample Interval (minutes)	15

Maturity Method	Nurse-Saul
Datum Temp (°F)	14



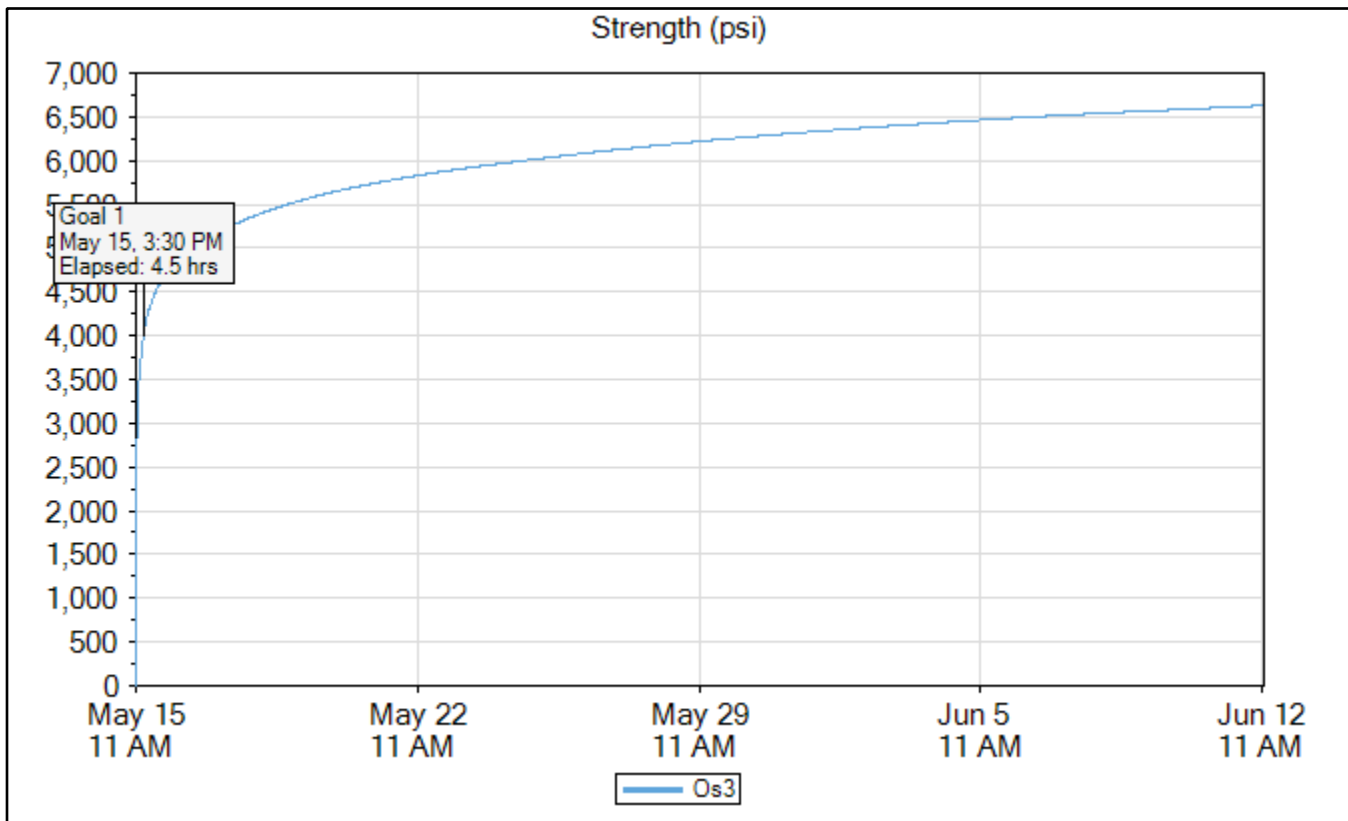


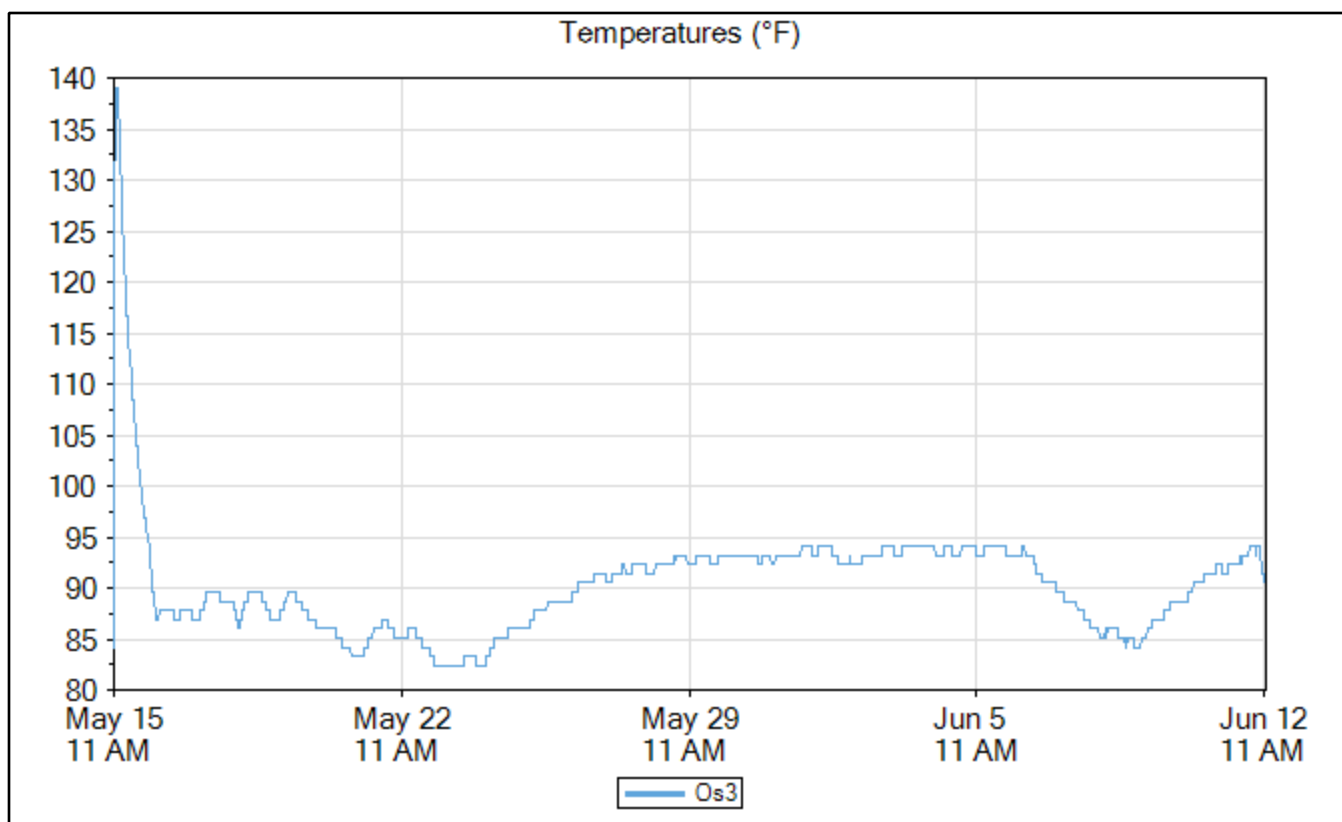
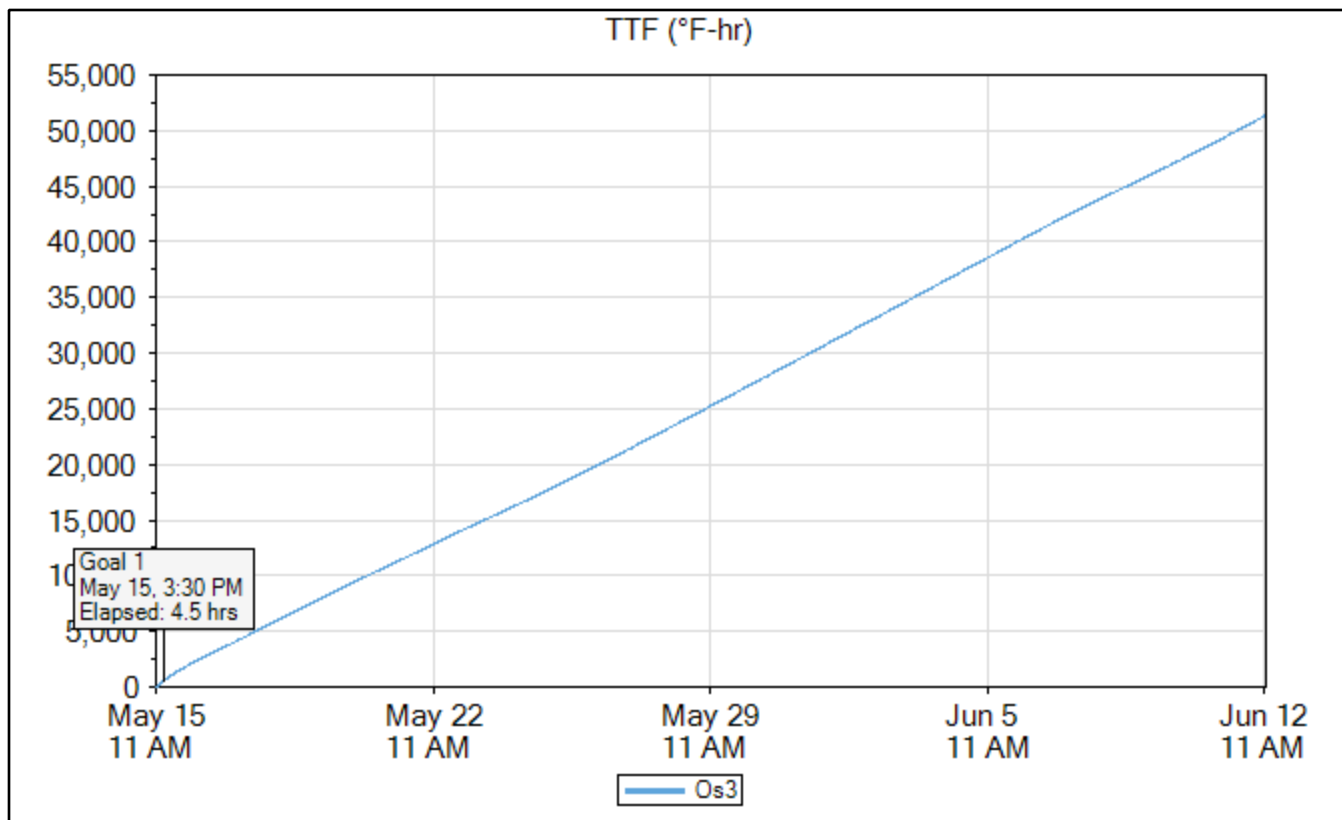
Os3

	Time	Elapsed Time (days.hours:minutes)	Temperature (°F)	TTF (°F-hr)	Strength (psi)
Goal 1	May 15, 2020 03:30 PM	04:30	129.2	541	4,006
Min Temp	May 23, 2020 06:15 AM	7.19:15	82.4	14,192	5,888
Max Temp	May 15, 2020 12:15 PM	01:15	139.1	148	3,258
Download	Jun 12, 2020 11:15 AM	28.00:15	90.5	51,317	6,628

Name	Os3
Serial Number	0000004DCF24
Location	
Depth (in)	0.0
Placement Date	May 15, 2020 10:50 AM
Sample Interval (minutes)	15

Maturity Method	Nurse-Saul
Datum Temp (°F)	14



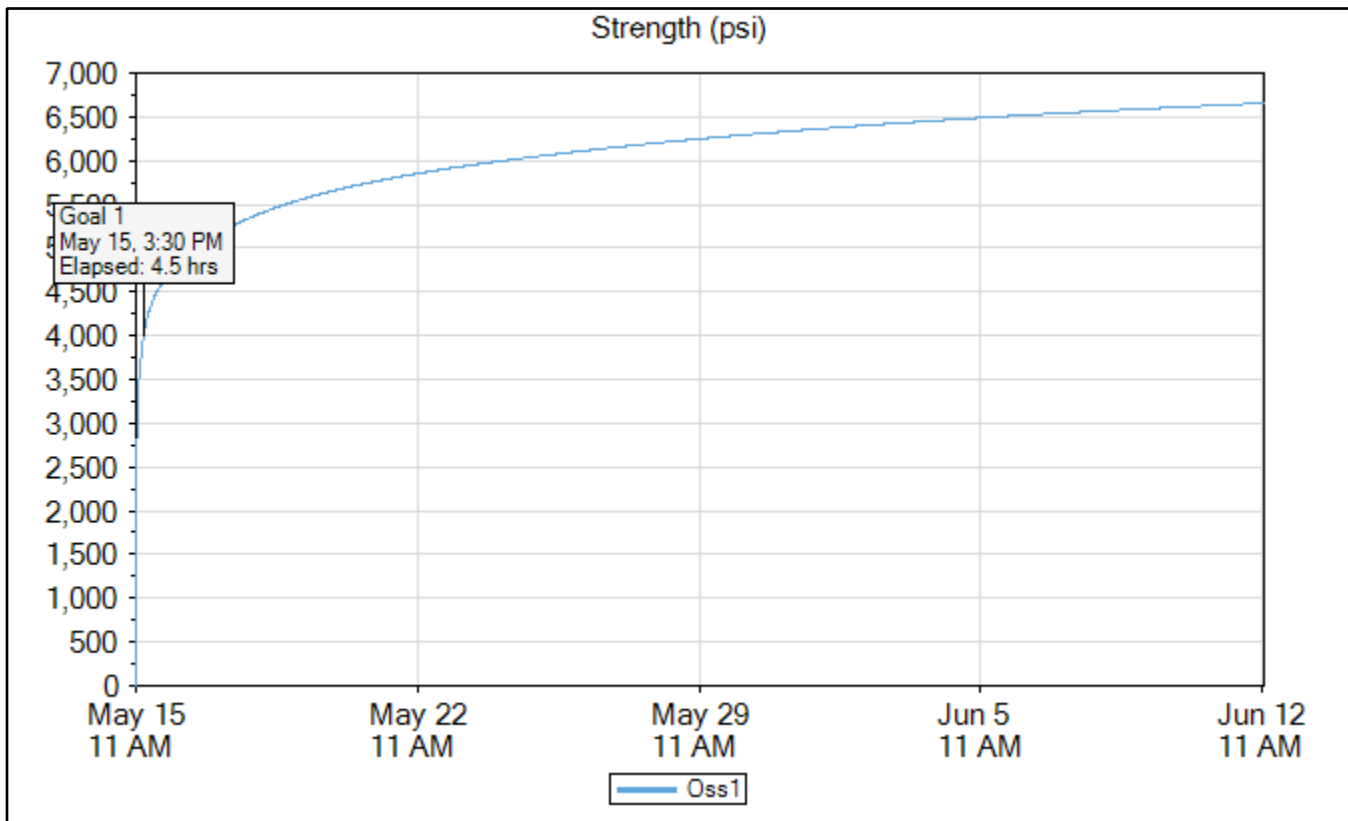


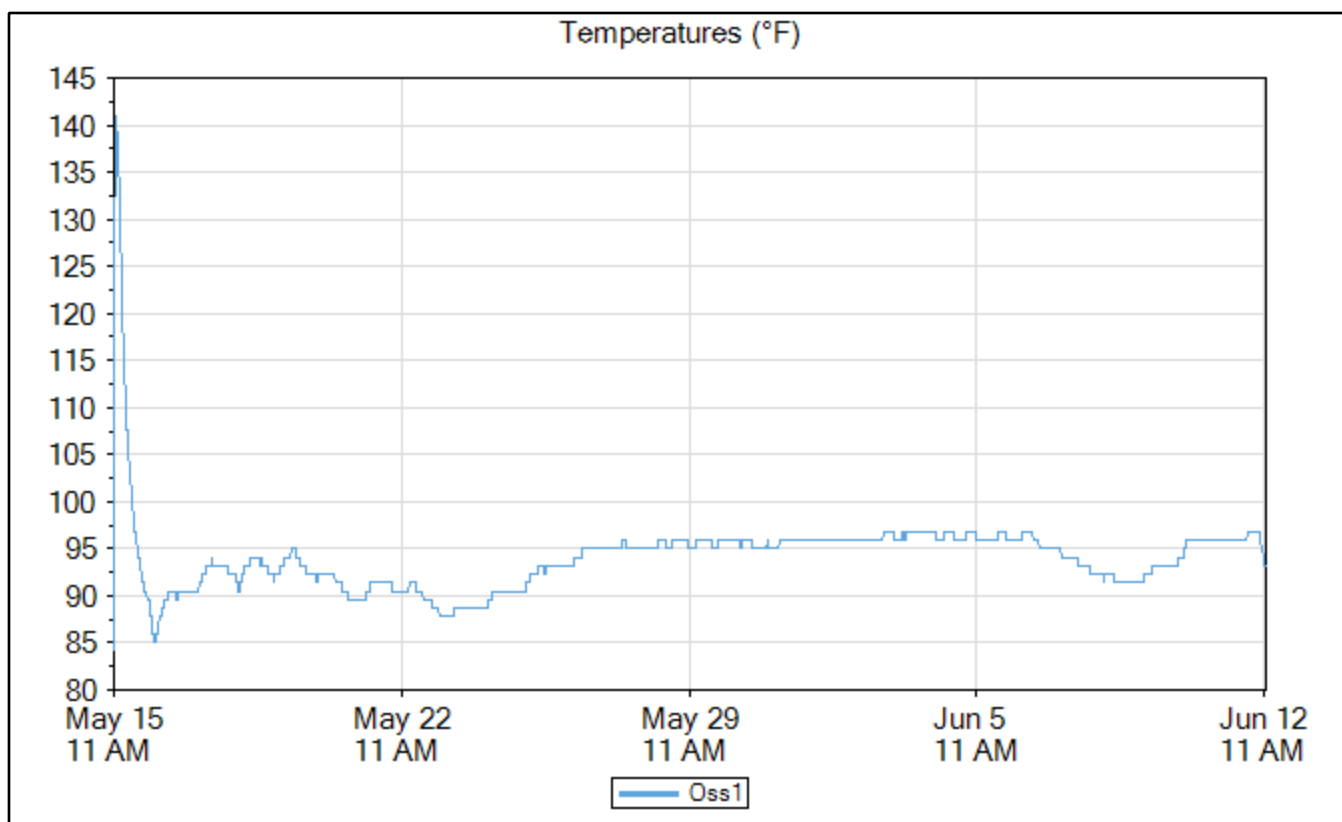
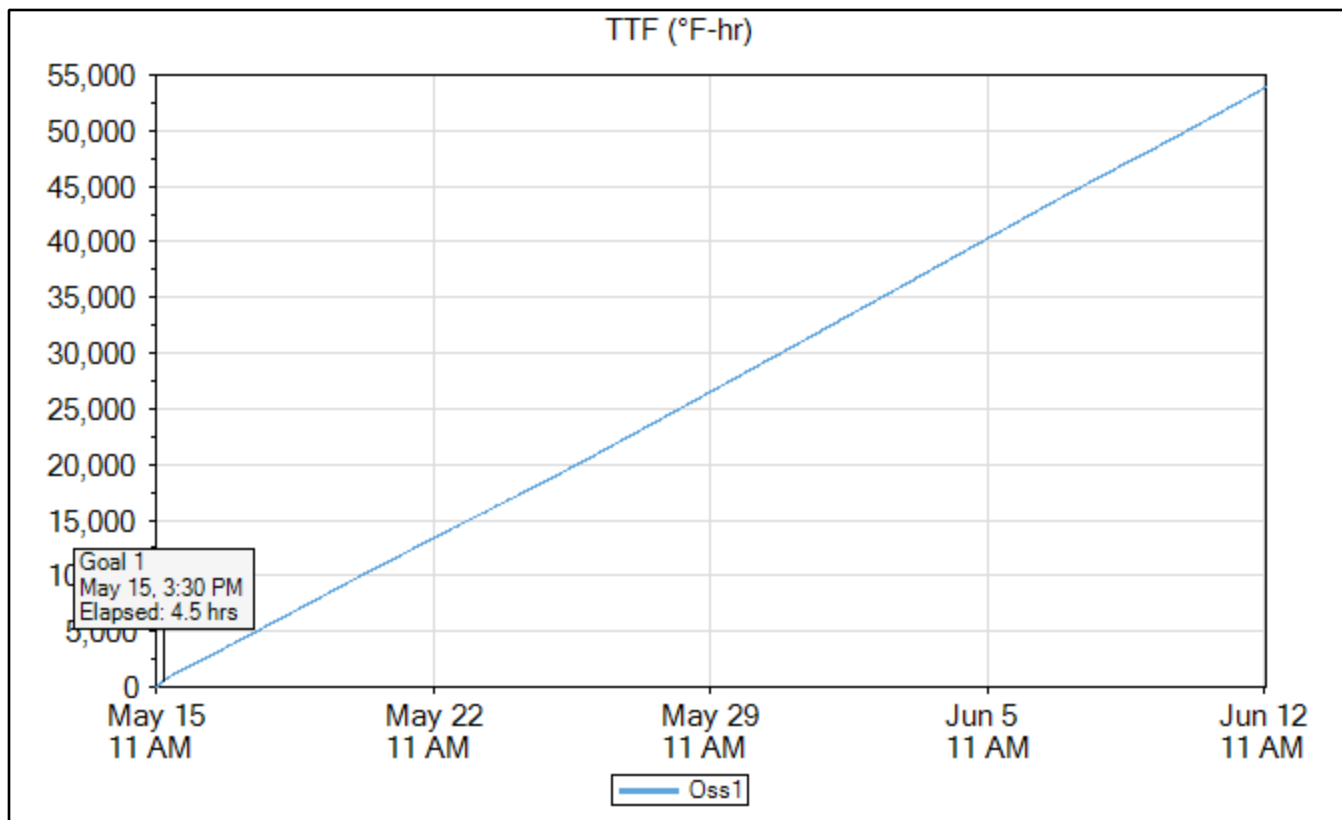
Oss1

	Time	Elapsed Time (days.hours:minutes)	Temperature (°F)	TTF (°F-hr)	Strength (psi)
Goal 1	May 15, 2020 03:30 PM	04:30	123.8	536	4,001
Min Temp	May 15, 2020 11:00 AM	00:00	84.2	0	0
Max Temp	May 15, 2020 12:30 PM	01:30	140.9	180	3,373
Download	Jun 12, 2020 11:30 AM	28.00:30	93.2	53,856	6,656

Name	Oss1
Serial Number	0000004DDC10
Location	
Depth (in)	0.0
Placement Date	May 15, 2020 10:50 AM
Sample Interval (minutes)	15

Maturity Method	Nurse-Saul
Datum Temp (°F)	14





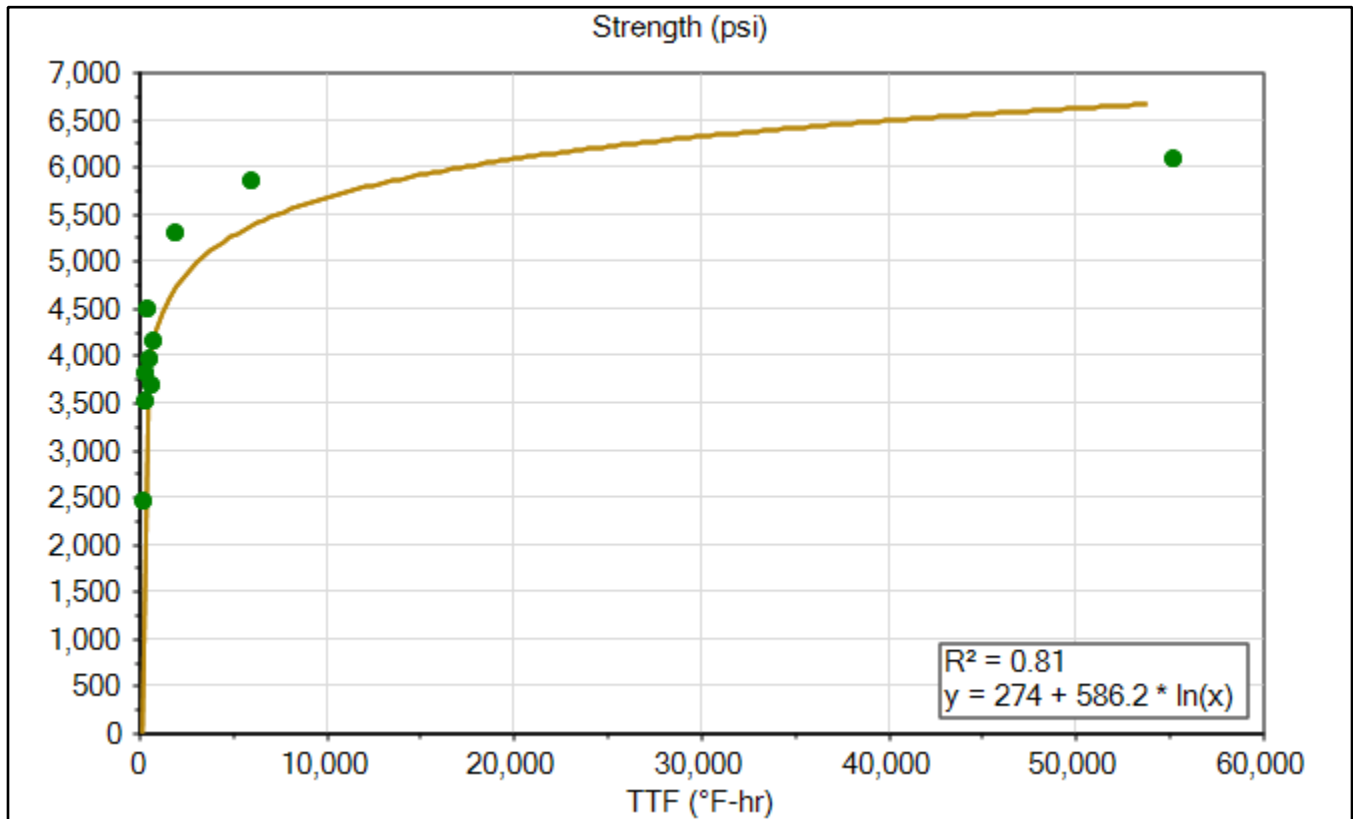
6x12 Cylinders Maturity Curve

Maturity Curve Report

Timestamp	Age (hours)	Strength (psi)	TTF (°F-hr)
May 15, 2020 12:31 PM	1.516667	2,451	169
May 15, 2020 01:25 PM	2.416667	3,531	278
May 15, 2020 02:21 PM	3.35	3,823	354
May 15, 2020 03:21 PM	4.35	4,497	448
May 15, 2020 04:43 PM	5.733333	3,959	580
May 15, 2020 05:36 PM	6.6	3,697	645
May 15, 2020 06:13 PM	7.233333	4,161	710
May 16, 2020 10:52 AM	23.88333	5,300	1,941
May 18, 2020 11:05 AM	72.08334	5,861	5,969
Jun 12, 2020 10:35 AM	671.6	6,092	55,224

Maturity Method	Nurse-Saul
Datum Temp (°F)	14

Curve-Fit Model	Ln
Intercept (psi)	274
Slope	586.2
Equation	$y = 274 + 586.2 * \ln(x)$
R²	0.81



Signature _____

Print _____

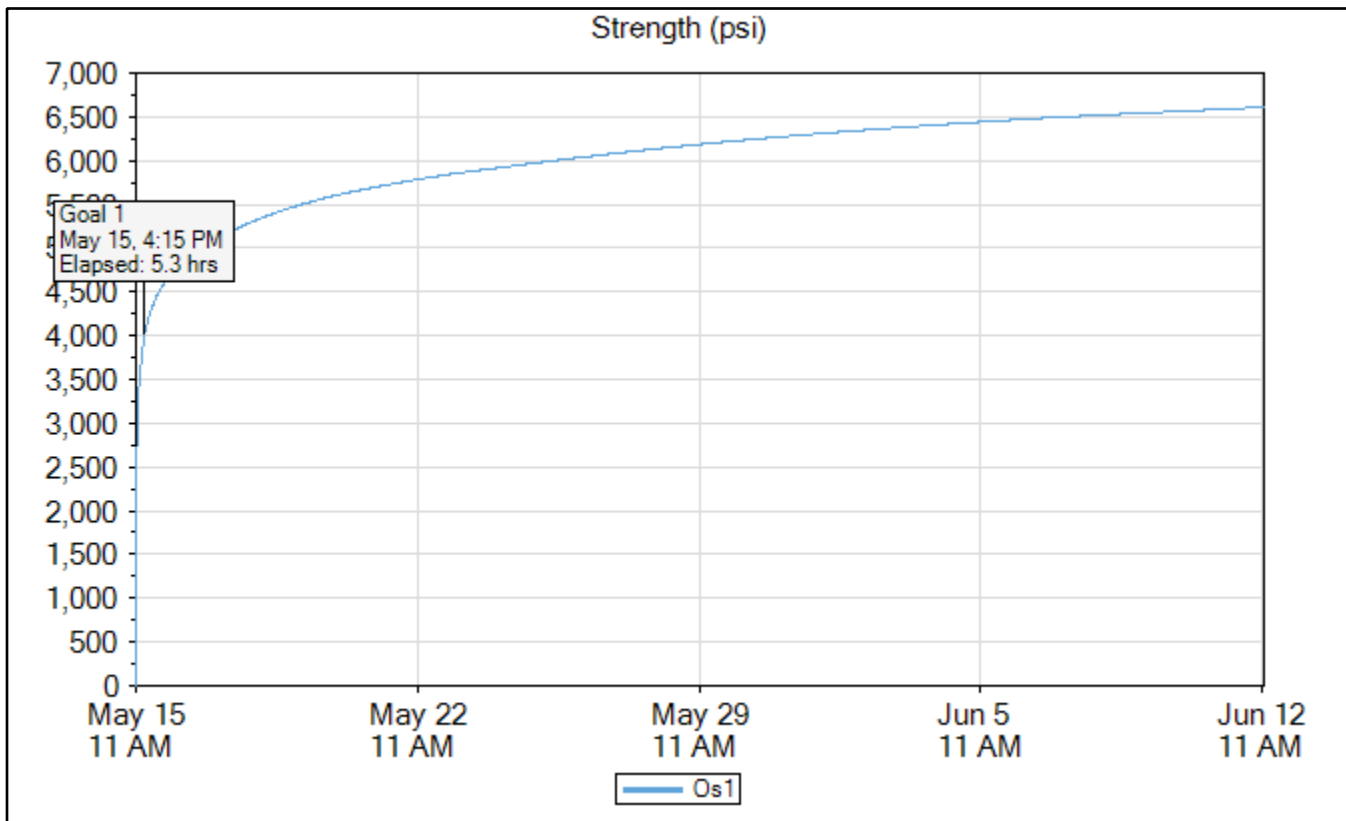
Os1

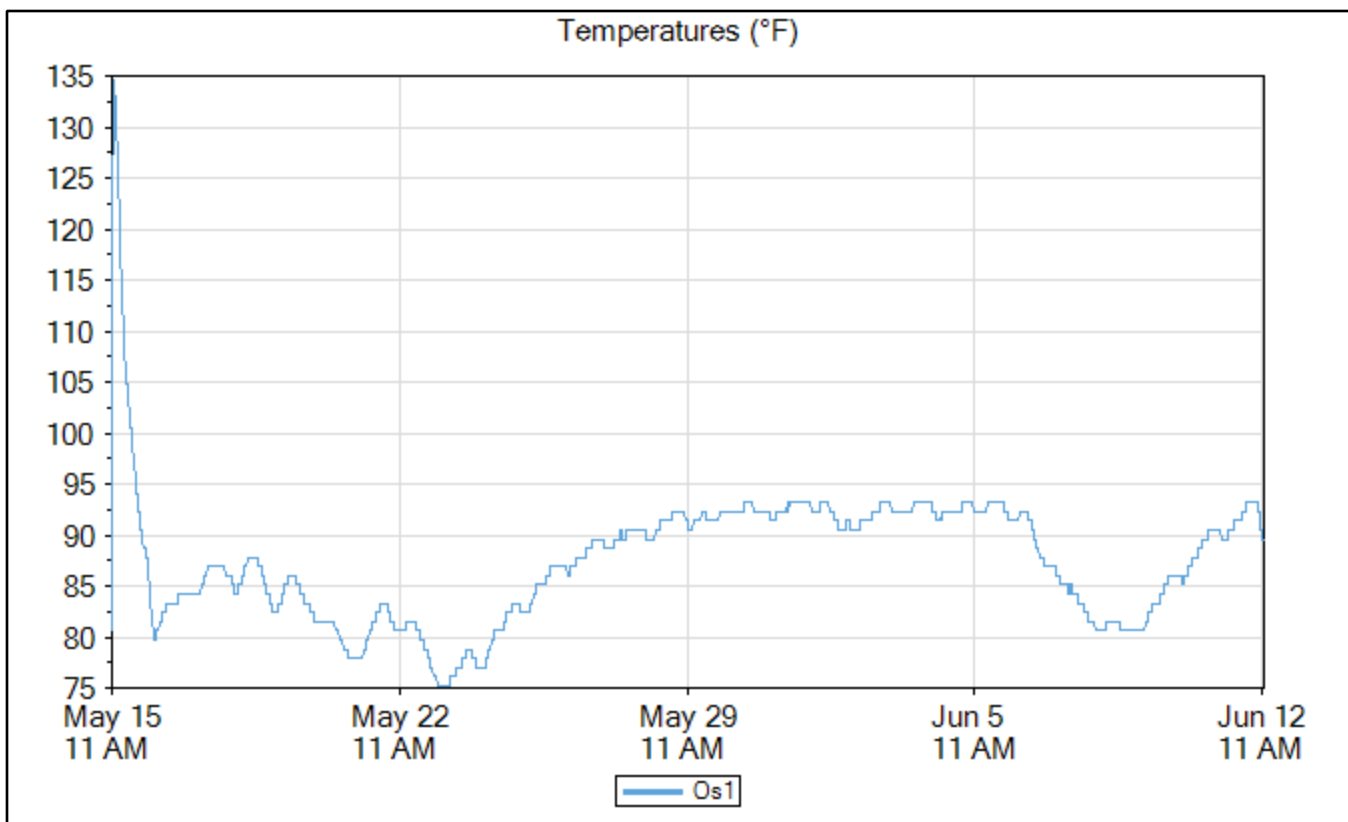
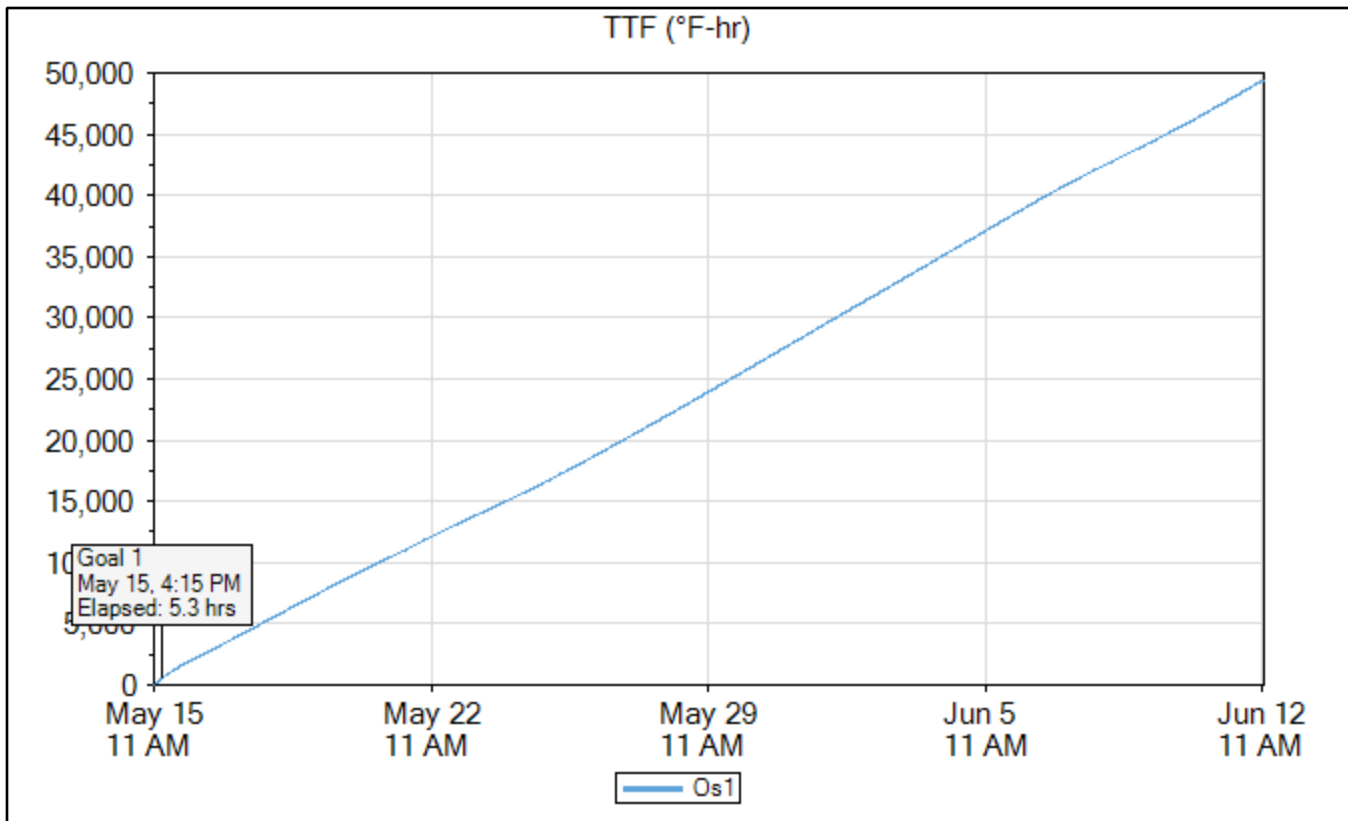
6x12 Cylinders Sensor Data

	Time	Elapsed Time (days.hours:minutes)	Temperature (°F)	TTF (°F-hr)	Strength (psi)
Goal 1	May 15, 2020 04:15 PM	05:15	116.6	591	4,015
Min Temp	May 23, 2020 09:00 AM	7.22:00	75.2	13,540	5,851
Max Temp	May 15, 2020 12:30 PM	01:30	134.6	172	3,291
Download	Jun 12, 2020 11:30 AM	28.00:30	89.6	49,415	6,610

Name	Os1
Serial Number	0000004DCD3A
Location	
Depth (in)	0.0
Placement Date	May 15, 2020 10:50 AM
Sample Interval (minutes)	15

Maturity Method	Nurse-Saul
Datum Temp (°F)	14



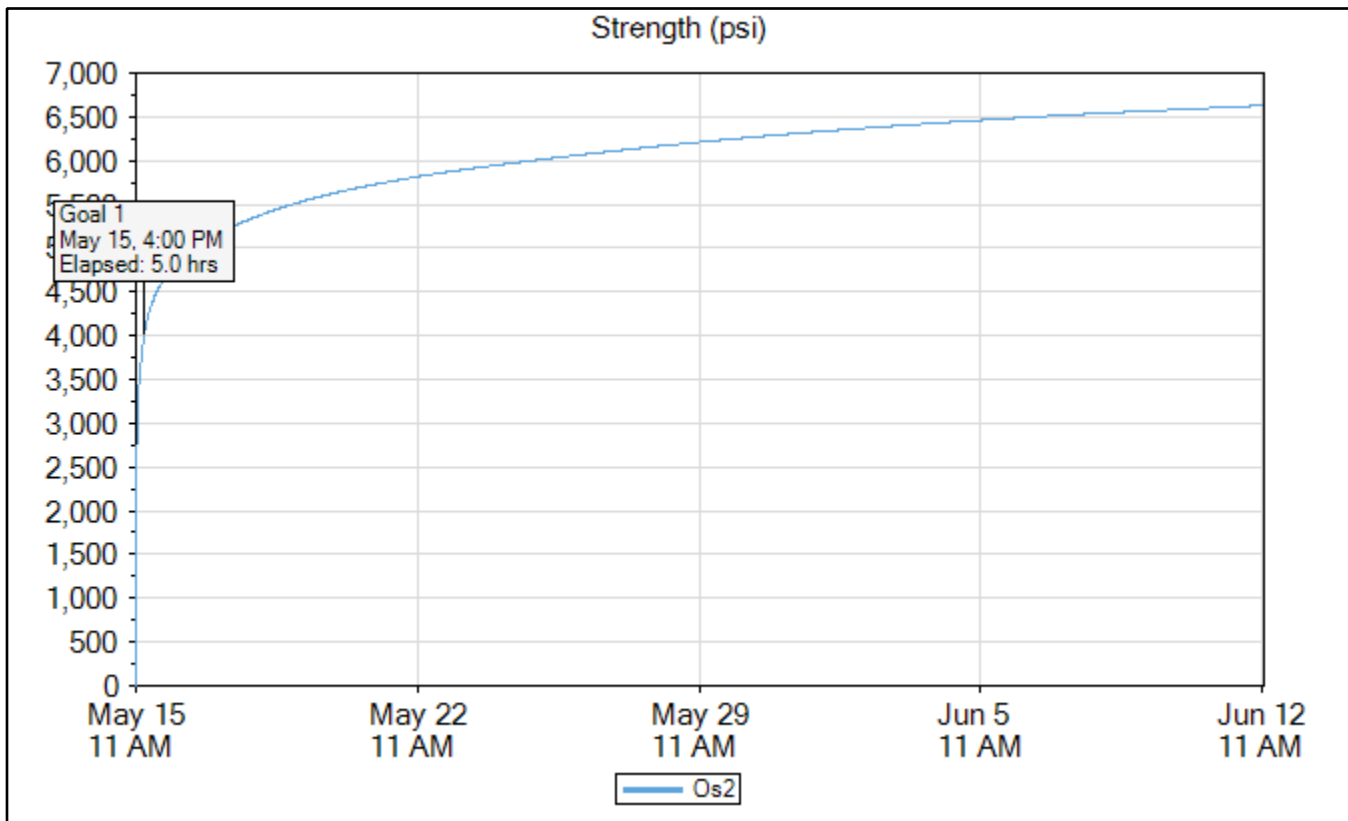


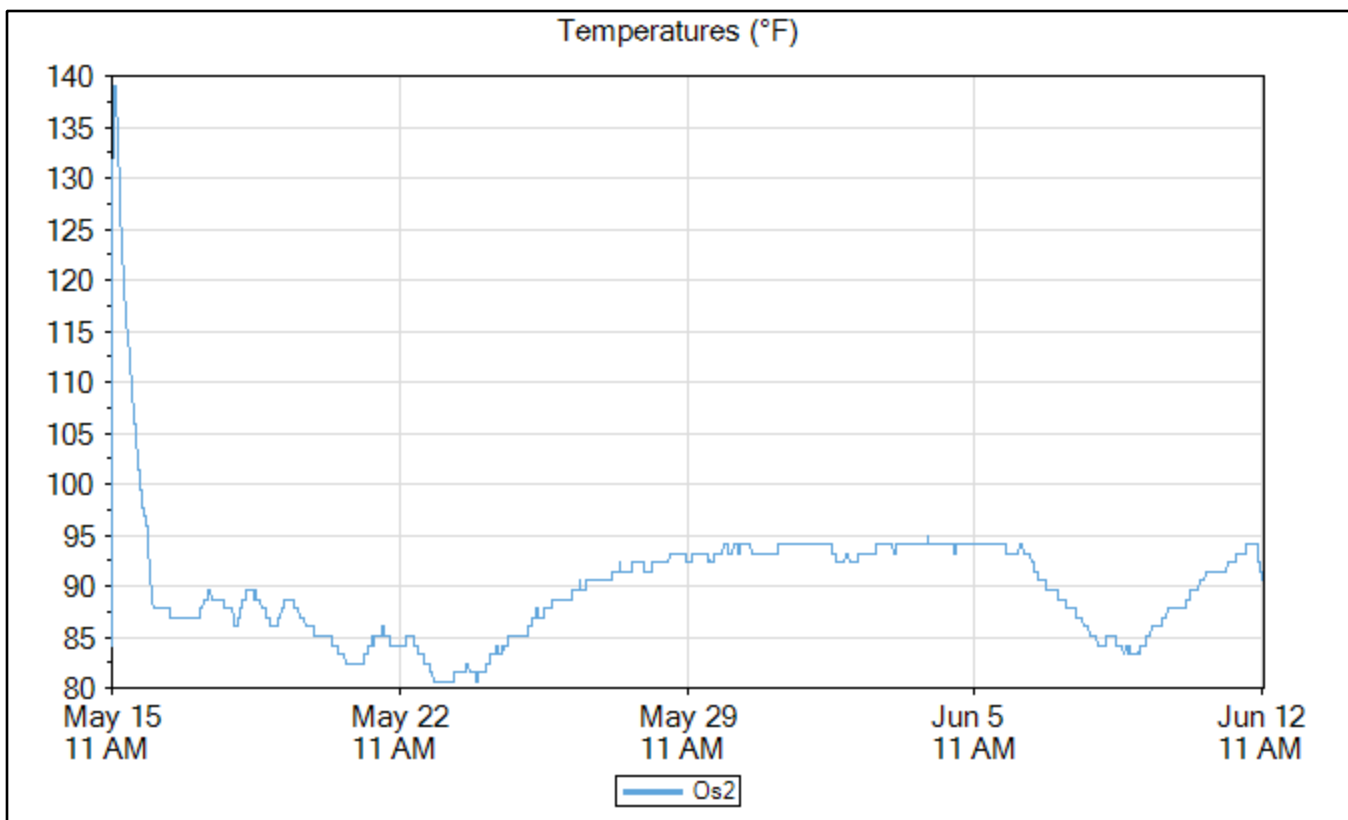
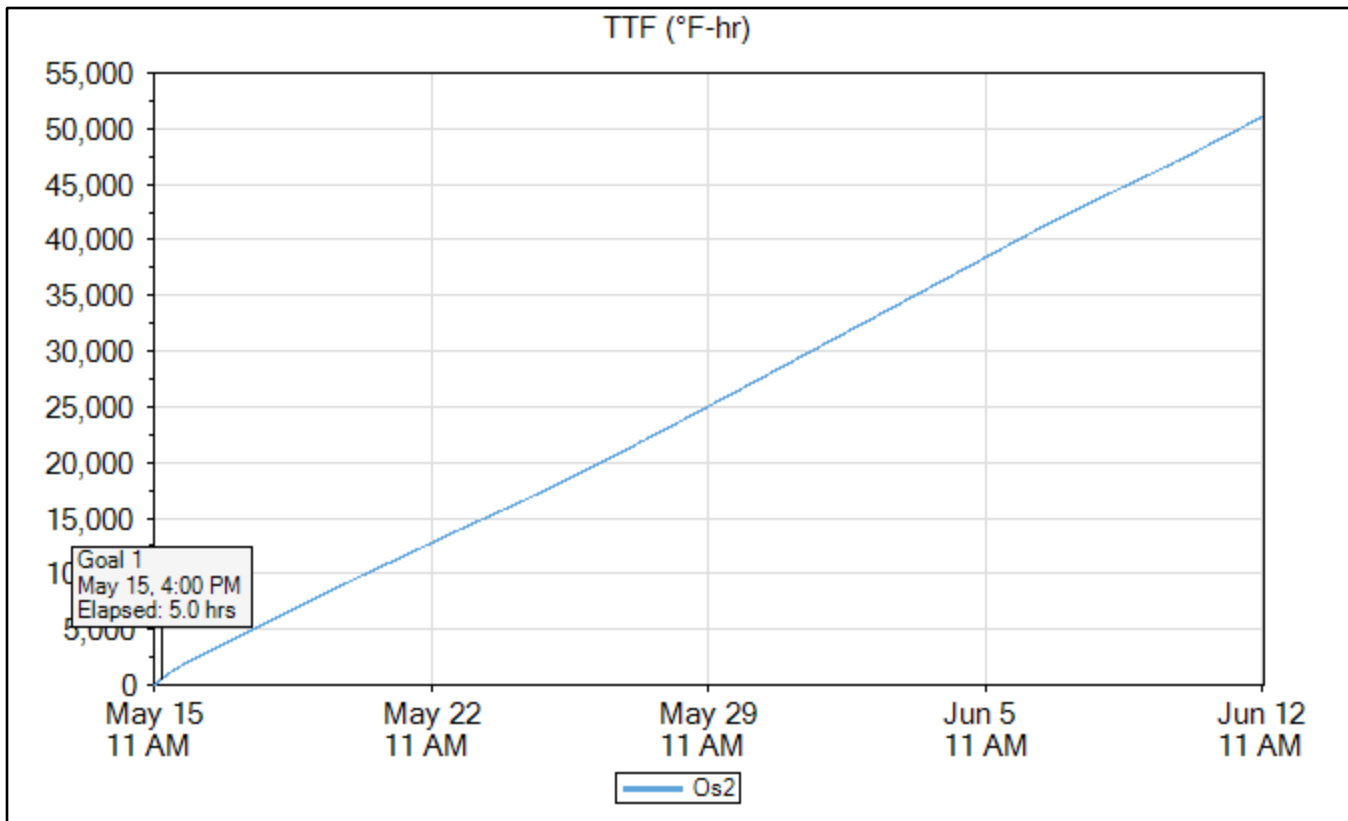
Os2

	Time	Elapsed Time (days.hours:minutes)	Temperature (°F)	TTF (°F-hr)	Strength (psi)
Goal 1	May 15, 2020 04:00 PM	05:00	126.5	598	4,022
Min Temp	May 23, 2020 06:45 AM	7.19:45	80.6	14,126	5,876
Max Temp	May 15, 2020 12:15 PM	01:15	139.1	148	3,202
Download	Jun 12, 2020 11:15 AM	28.00:15	90.5	51,093	6,629

Name	Os2
Serial Number	0000004DB866
Location	
Depth (in)	0.0
Placement Date	May 15, 2020 10:50 AM
Sample Interval (minutes)	15

Maturity Method	Nurse-Saul
Datum Temp (°F)	14



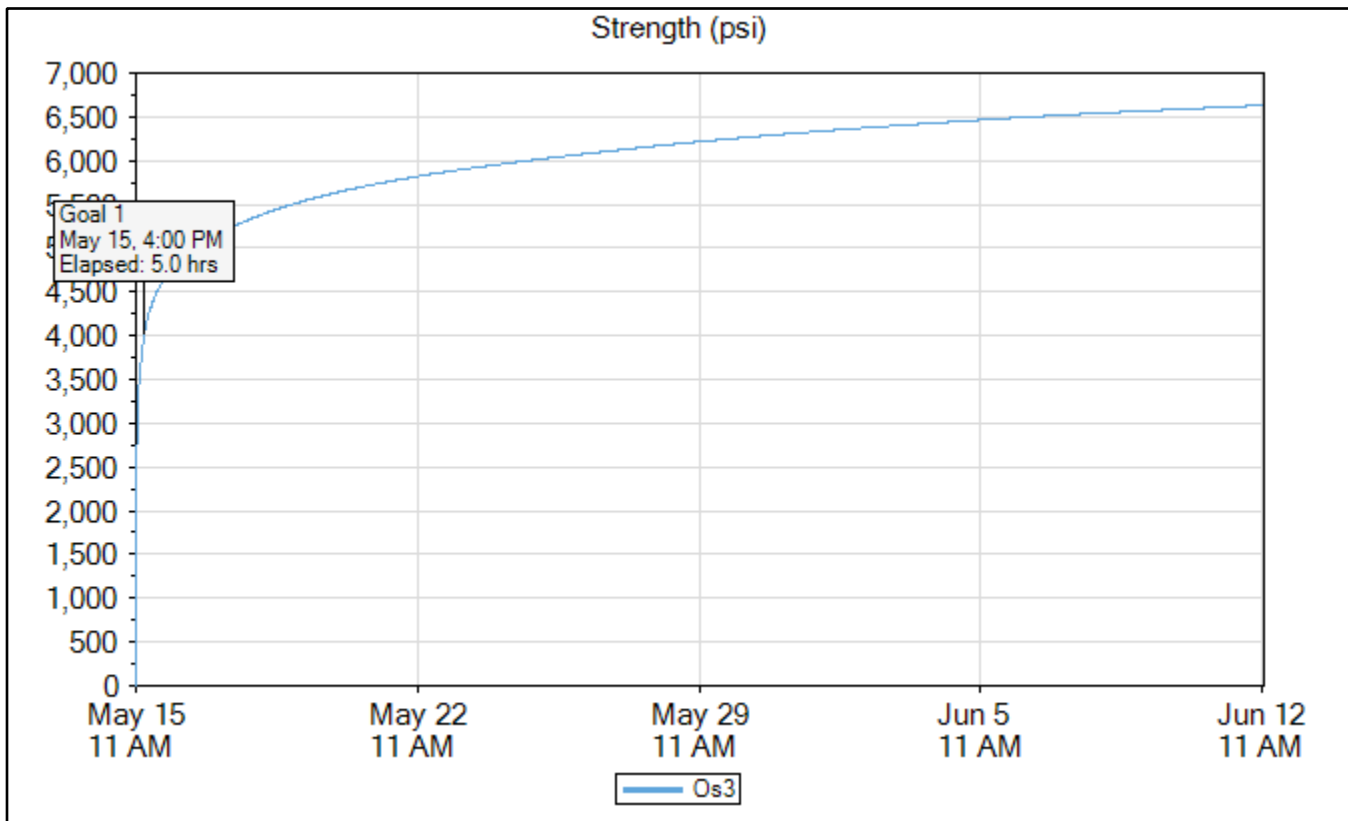


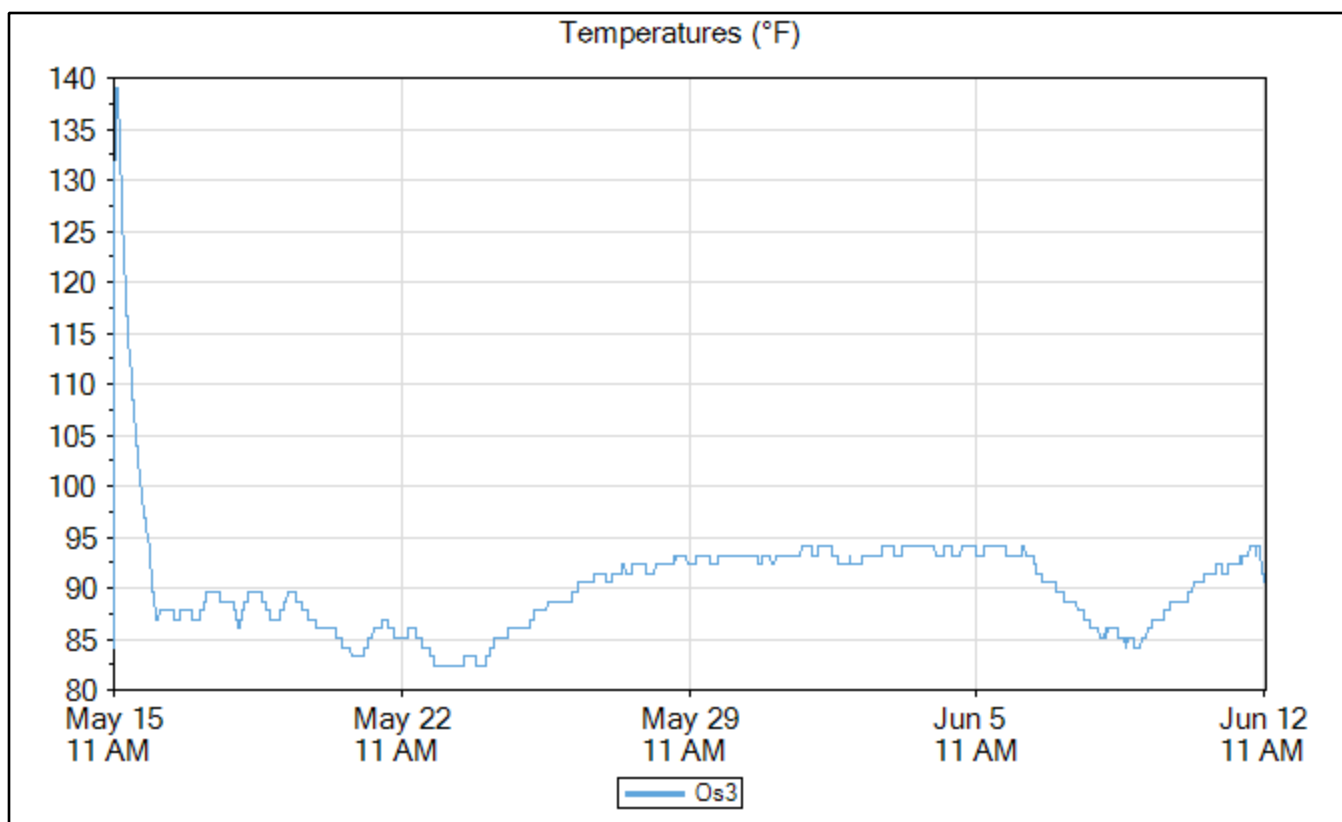
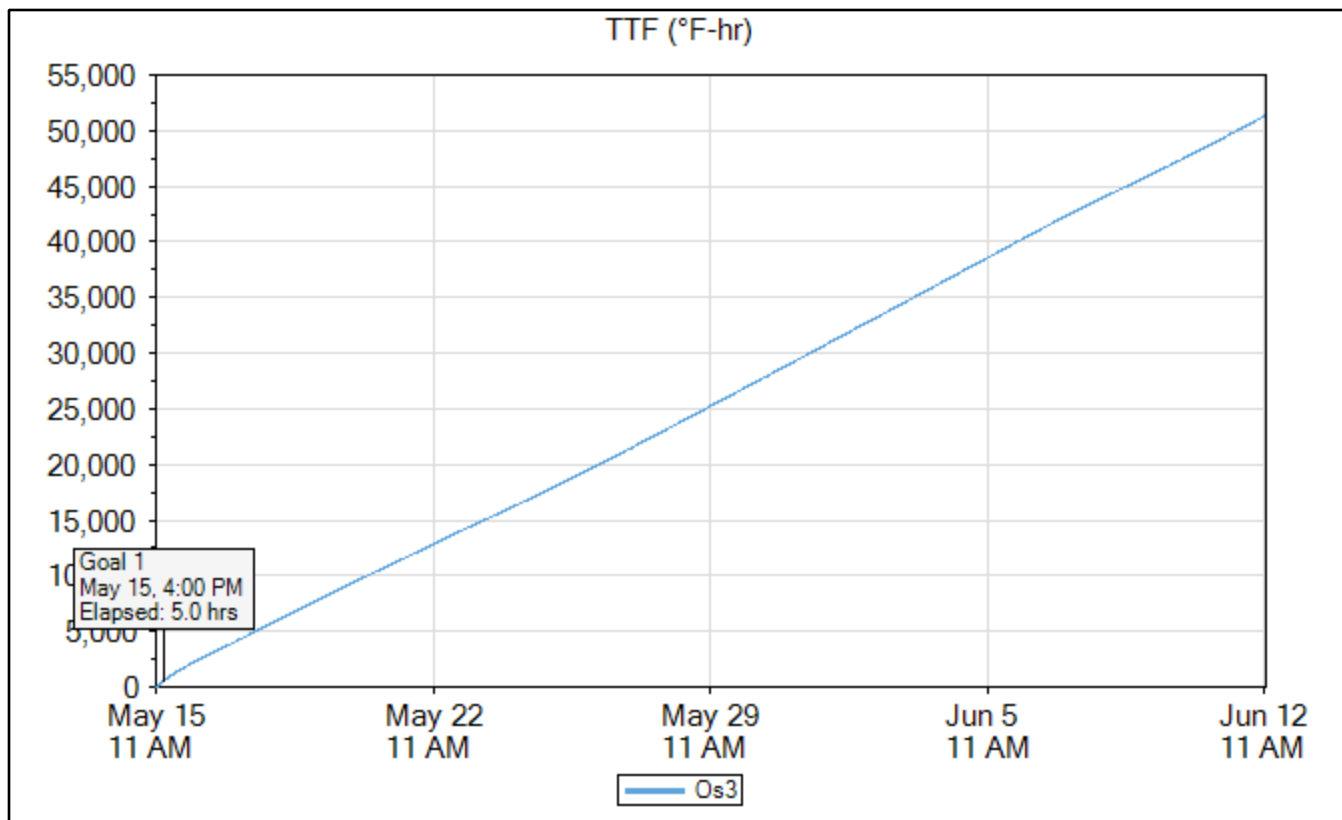
Os3

	Time	Elapsed Time (days.hours:minutes)	Temperature (°F)	TTF (°F-hr)	Strength (psi)
Goal 1	May 15, 2020 04:00 PM	05:00	126.5	597	4,021
Min Temp	May 23, 2020 06:15 AM	7.19:15	82.4	14,192	5,878
Max Temp	May 15, 2020 12:15 PM	01:15	139.1	148	3,202
Download	Jun 12, 2020 11:15 AM	28.00:15	90.5	51,317	6,632

Name	Os3
Serial Number	0000004DCF24
Location	
Depth (in)	0.0
Placement Date	May 15, 2020 10:50 AM
Sample Interval (minutes)	15

Maturity Method	Nurse-Saul
Datum Temp (°F)	14



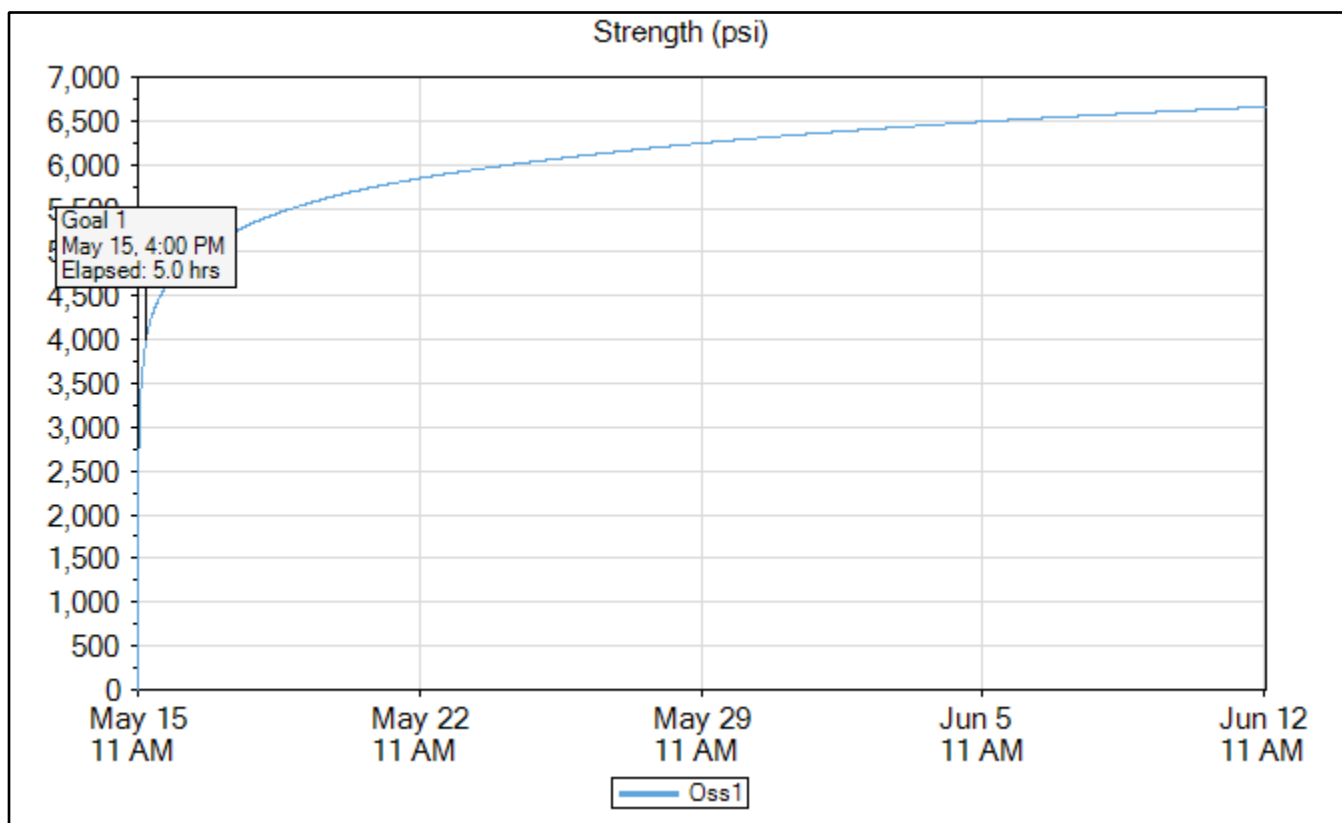


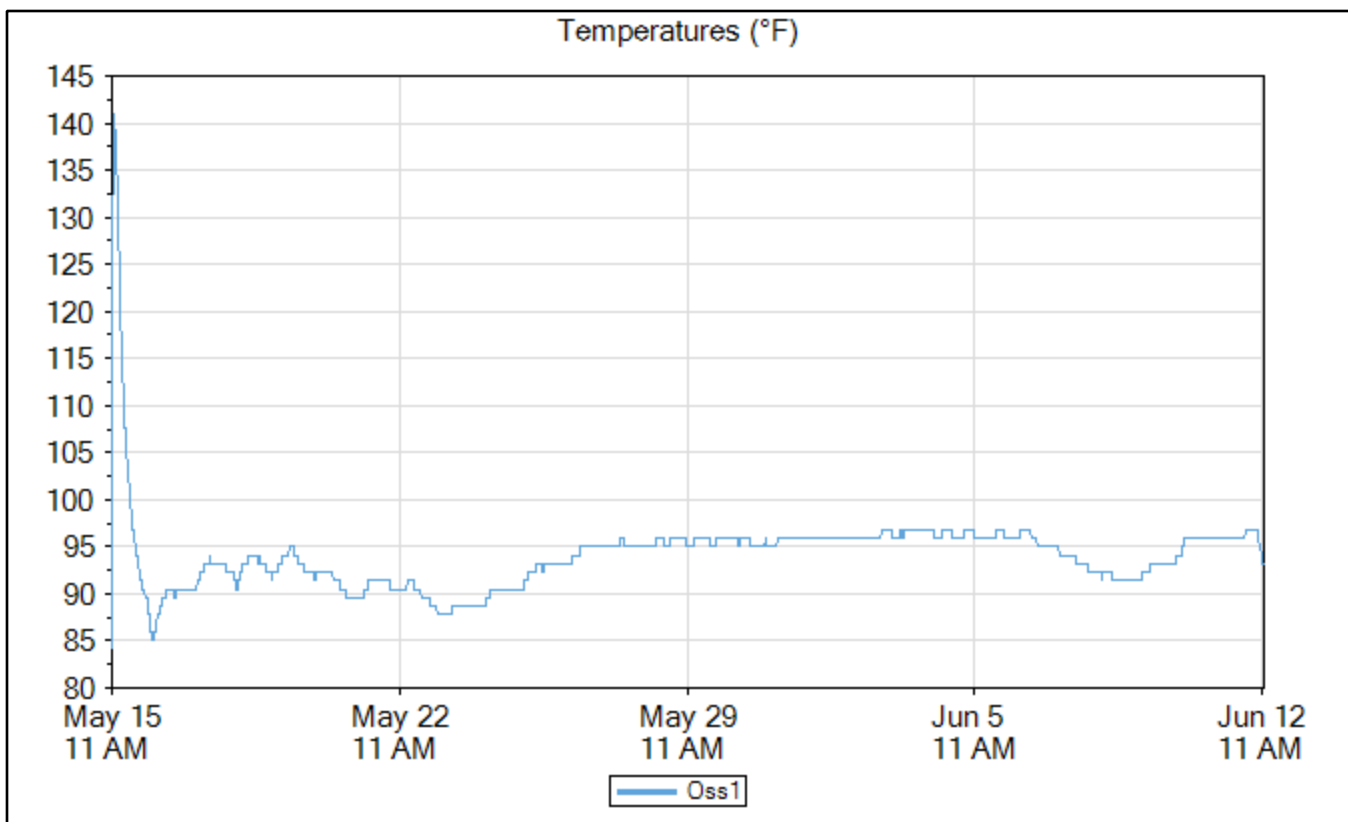
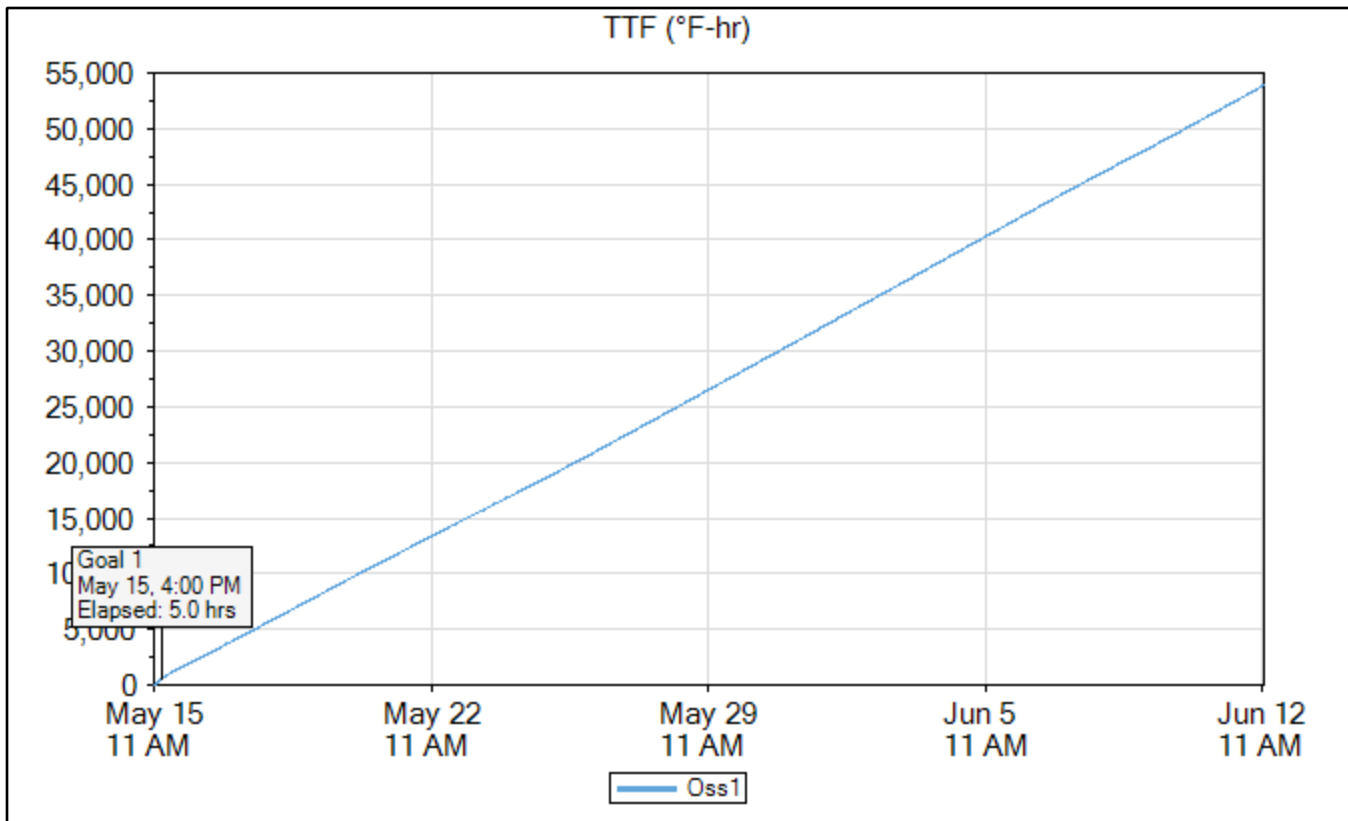
Oss1

	Time	Elapsed Time (days.hours:minutes)	Temperature (°F)	TTF (°F-hr)	Strength (psi)
Goal 1	May 15, 2020 04:00 PM	05:00	120.2	589	4,013
Min Temp	May 15, 2020 11:00 AM	00:00	84.2	0	0
Max Temp	May 15, 2020 12:30 PM	01:30	140.9	180	3,319
Download	Jun 12, 2020 11:30 AM	28.00:30	93.2	53,856	6,660

Name	Oss1
Serial Number	0000004DDC10
Location	
Depth (in)	0.0
Placement Date	May 15, 2020 10:50 AM
Sample Interval (minutes)	15

Maturity Method	Nurse-Saul
Datum Temp (°F)	14





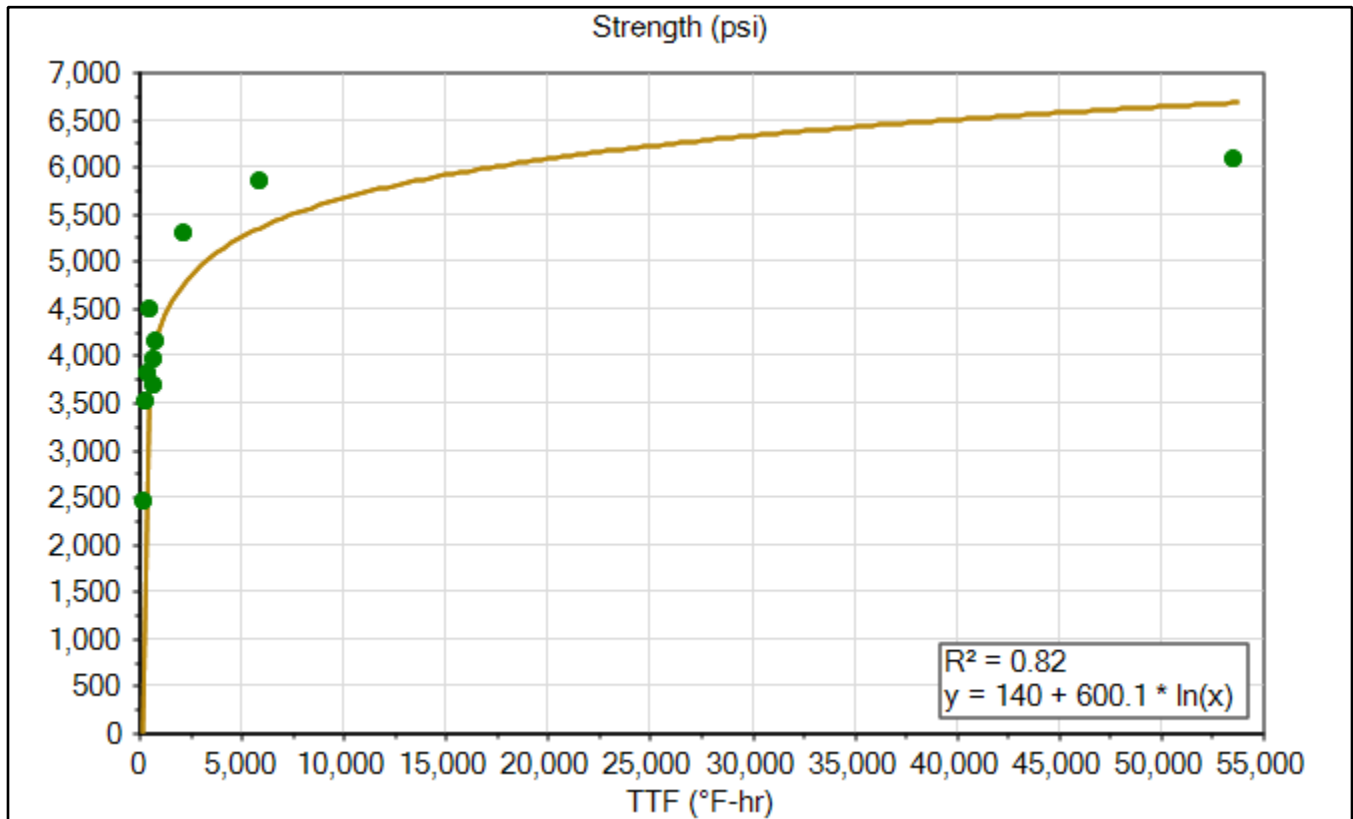
4x8 Insulated Cylinders Maturity Curve

Maturity Curve Report

Timestamp	Age (hours)	Strength (psi)	TTF (°F-hr)
May 15, 2020 12:31 PM	1.516667	2,451	169
May 15, 2020 01:25 PM	2.416667	3,531	293
May 15, 2020 02:21 PM	3.35	3,823	382
May 15, 2020 03:21 PM	4.35	4,497	495
May 15, 2020 04:43 PM	5.733333	3,959	655
May 15, 2020 05:36 PM	6.6	3,697	731
May 15, 2020 06:13 PM	7.233333	4,161	804
May 16, 2020 10:52 AM	23.88333	5,300	2,110
May 18, 2020 11:05 AM	72.08334	5,861	5,856
Jun 12, 2020 10:35 AM	671.6	6,092	53,568

Maturity Method	Nurse-Saul
Datum Temp (°F)	14

Curve-Fit Model	Ln
Intercept (psi)	140
Slope	600.1
Equation	$y = 140 + 600.1 * \ln(x)$
R²	0.82



Signature _____

Print _____

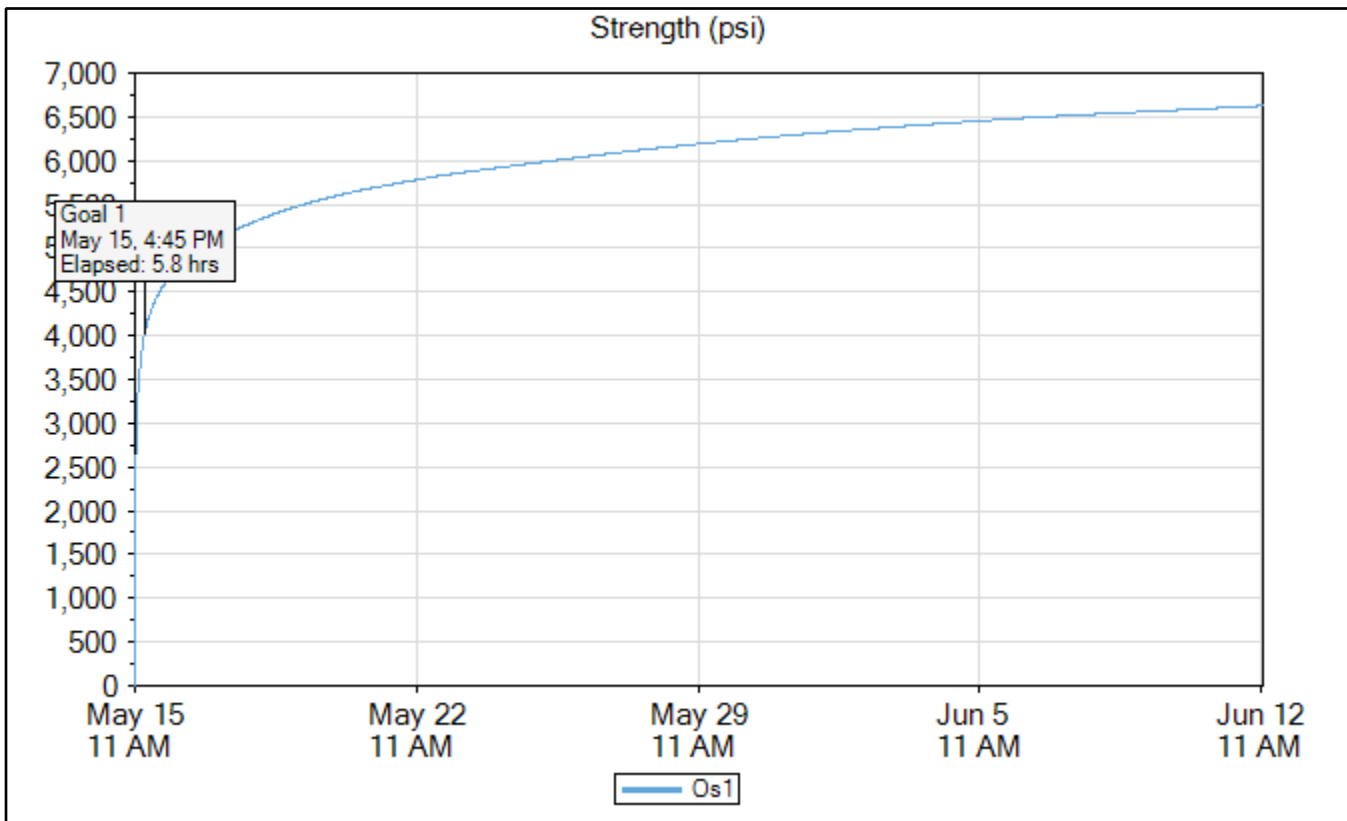
Os1

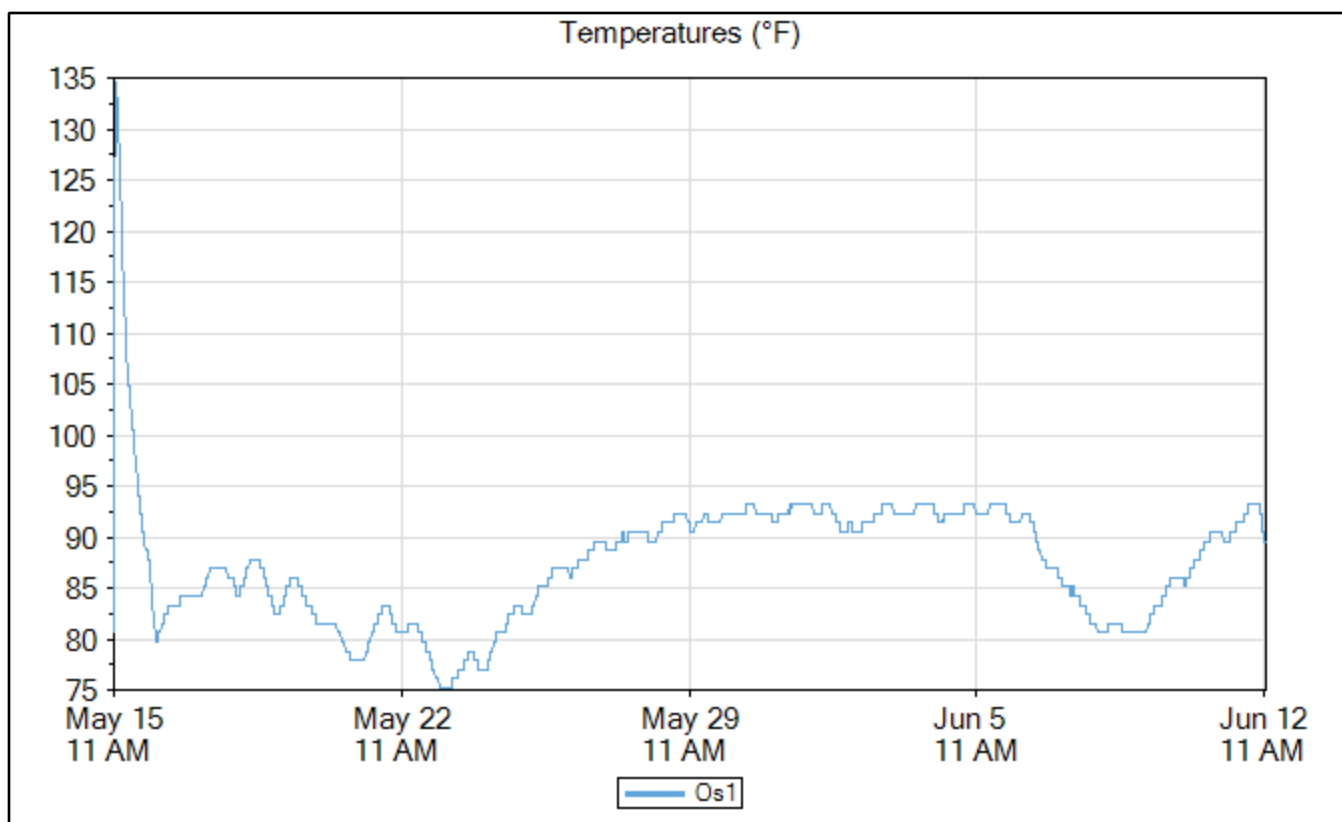
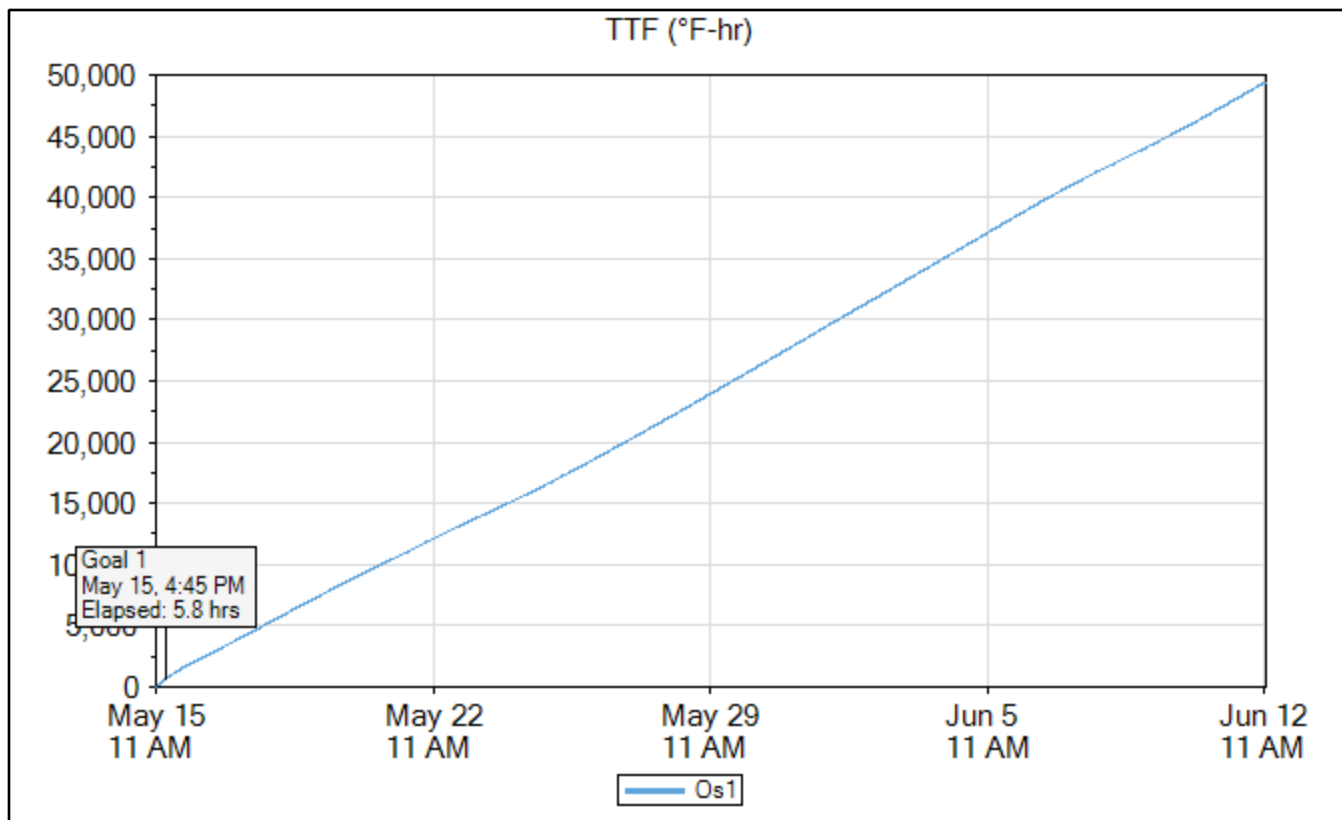
4x8 Insulated Cylinders Sensor Data

	Time	Elapsed Time (days.hours:minutes)	Temperature (°F)	TTF (°F-hr)	Strength (psi)
Goal 1	May 15, 2020 04:45 PM	05:45	114.8	641	4,019
Min Temp	May 23, 2020 09:00 AM	7.22:00	75.2	13,540	5,849
Max Temp	May 15, 2020 12:30 PM	01:30	134.6	172	3,228
Download	Jun 12, 2020 11:30 AM	28.00:30	89.6	49,415	6,626

Name	Os1
Serial Number	0000004DCD3A
Location	
Depth (in)	0.0
Placement Date	May 15, 2020 10:50 AM
Sample Interval (minutes)	15

Maturity Method	Nurse-Saul
Datum Temp (°F)	14



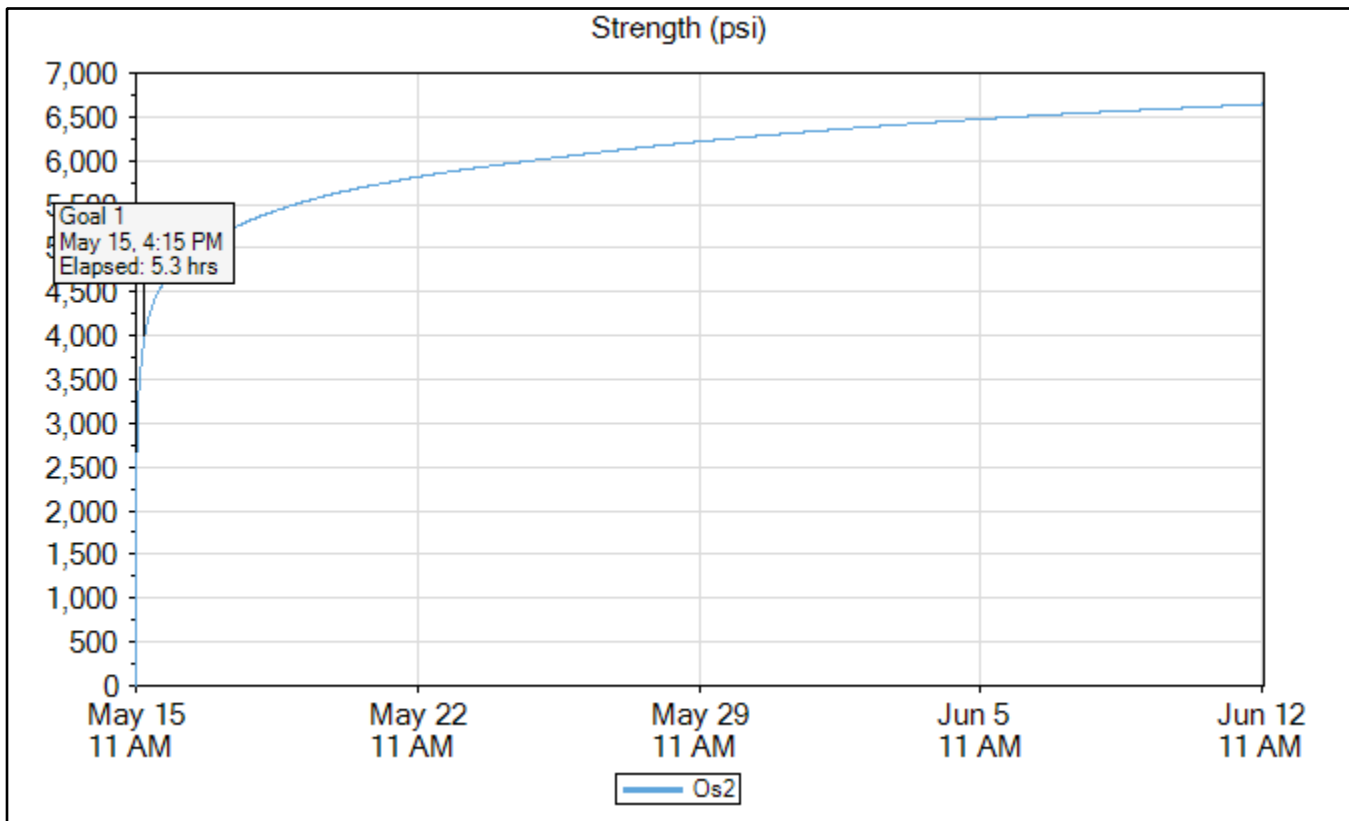


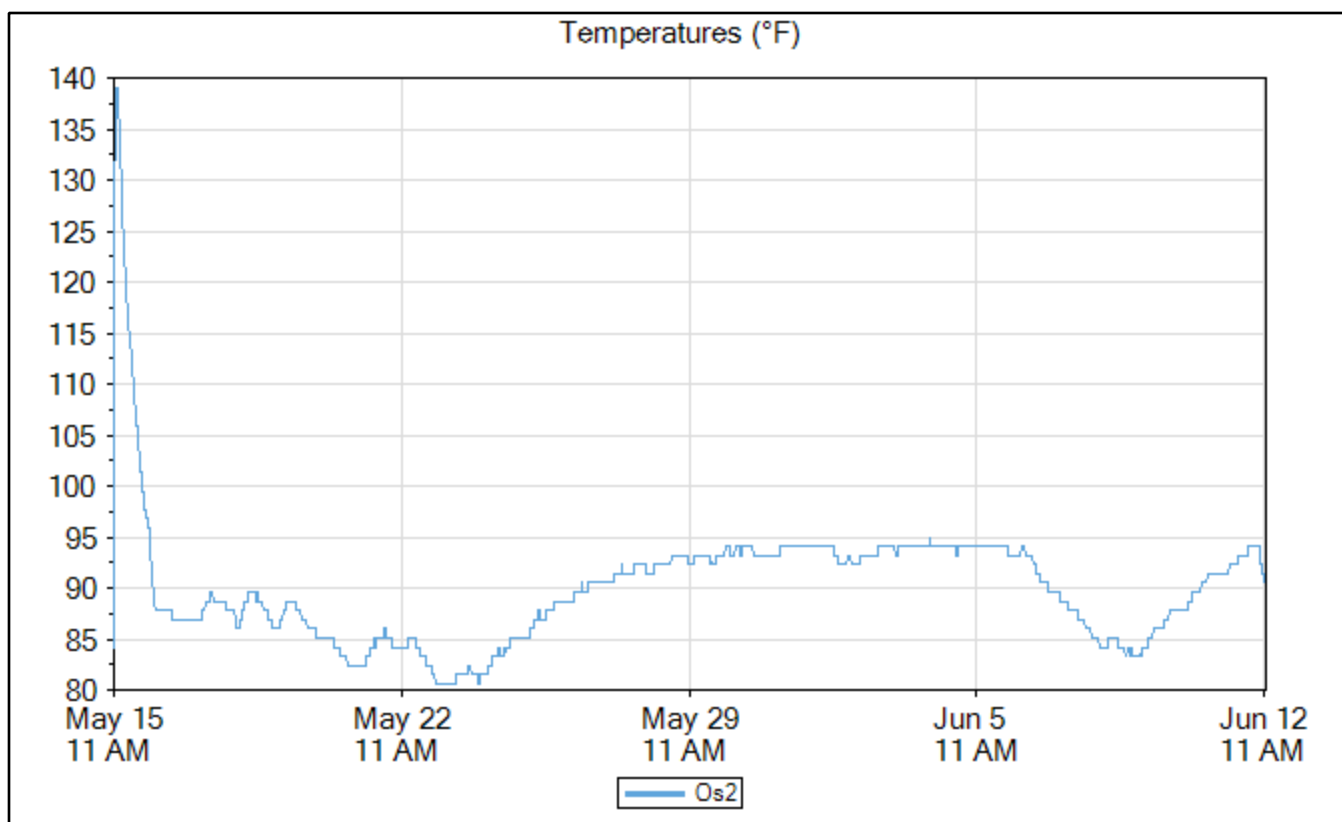
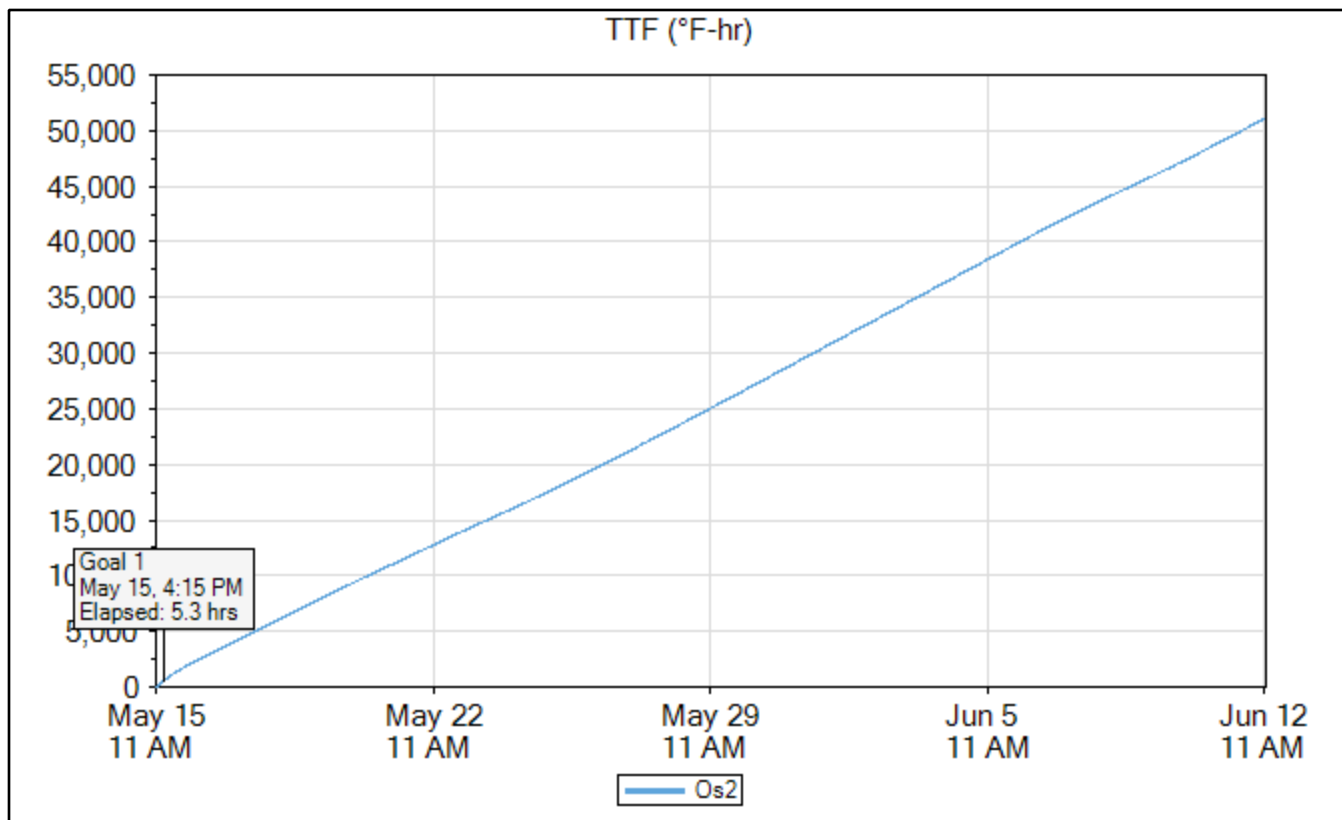
Os2

	Time	Elapsed Time (days.hours:minutes)	Temperature (°F)	TTF (°F-hr)	Strength (psi)
Goal 1	May 15, 2020 04:15 PM	05:15	125.6	626	4,004
Min Temp	May 23, 2020 06:45 AM	7.19:45	80.6	14,126	5,874
Max Temp	May 15, 2020 12:15 PM	01:15	139.1	148	3,137
Download	Jun 12, 2020 11:15 AM	28.00:15	90.5	51,093	6,646

Name	Os2
Serial Number	0000004DB866
Location	
Depth (in)	0.0
Placement Date	May 15, 2020 10:50 AM
Sample Interval (minutes)	15

Maturity Method	Nurse-Saul
Datum Temp (°F)	14



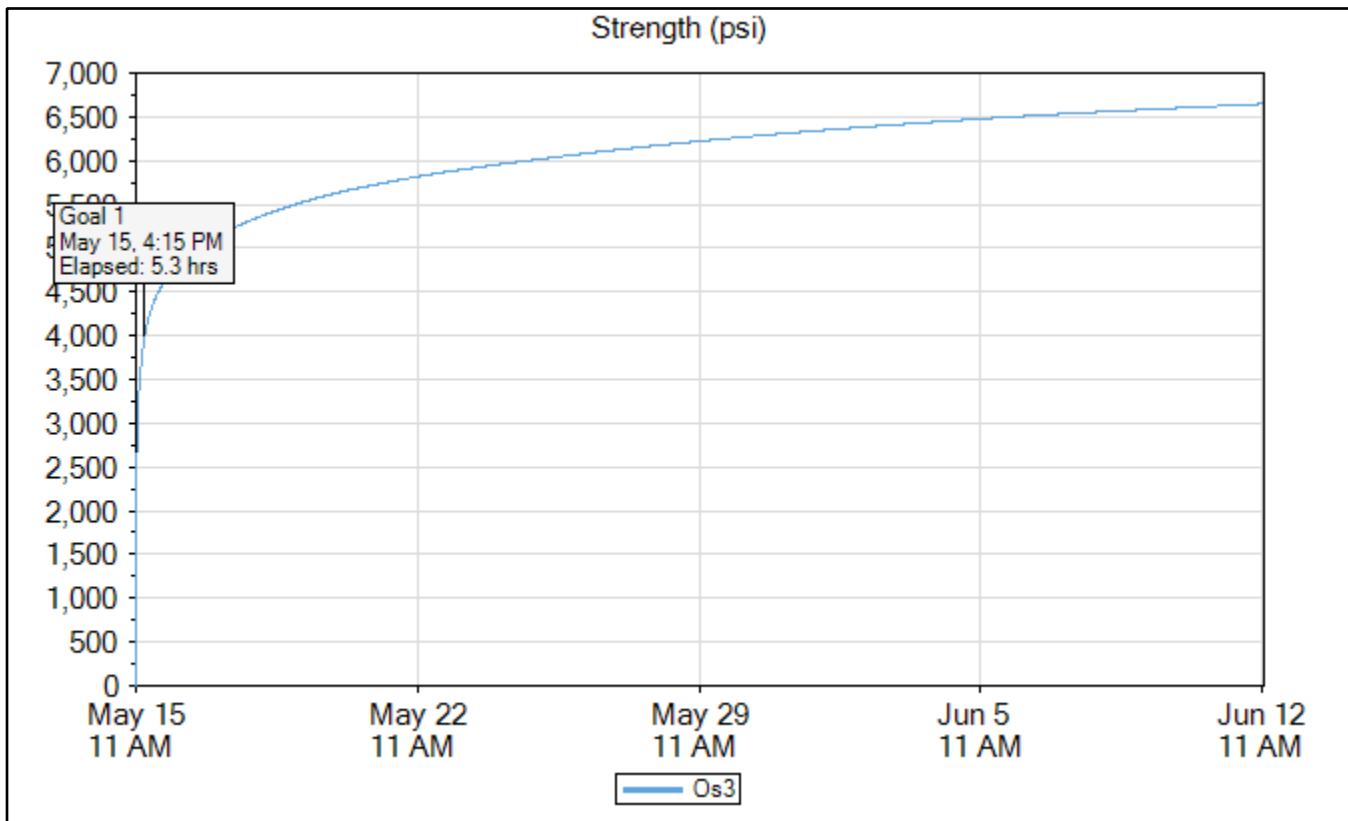


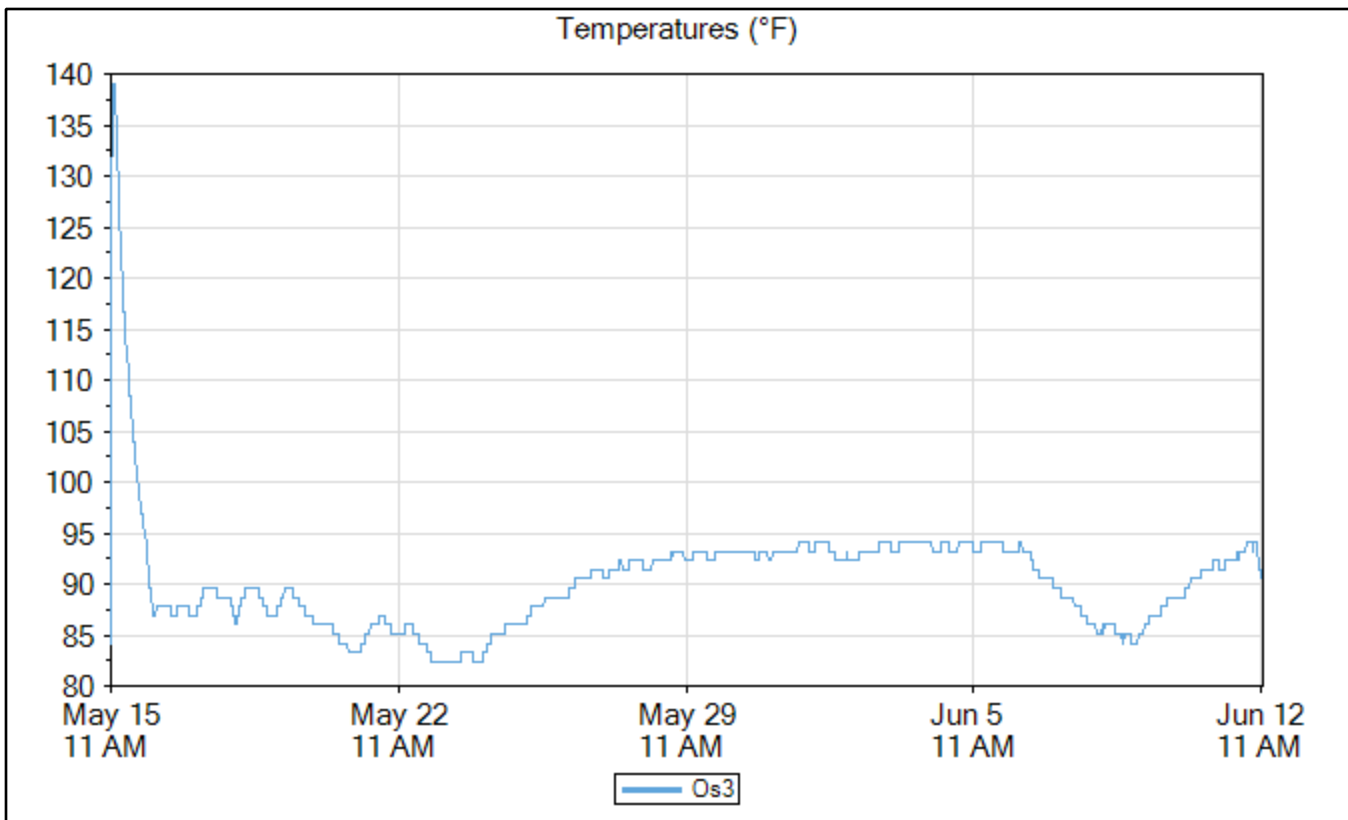
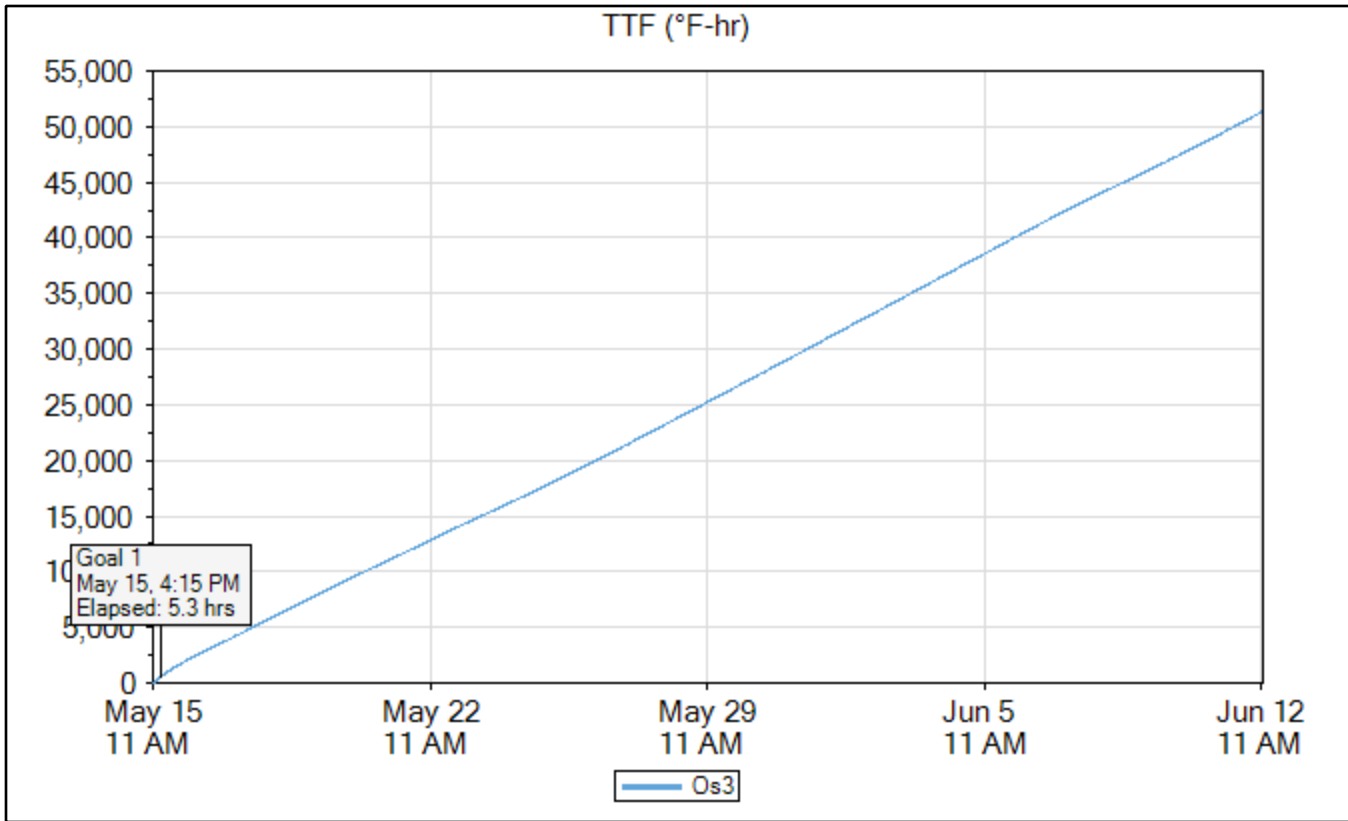
Os3

	Time	Elapsed Time (days.hours:minutes)	Temperature (°F)	TTF (°F-hr)	Strength (psi)
Goal 1	May 15, 2020 04:15 PM	05:15	125.6	625	4,003
Min Temp	May 23, 2020 06:15 AM	7.19:15	82.4	14,192	5,877
Max Temp	May 15, 2020 12:15 PM	01:15	139.1	148	3,137
Download	Jun 12, 2020 11:15 AM	28.00:15	90.5	51,317	6,648

Name	Os3
Serial Number	0000004DCF24
Location	
Depth (in)	0.0
Placement Date	May 15, 2020 10:50 AM
Sample Interval (minutes)	15

Maturity Method	Nurse-Saul
Datum Temp (°F)	14



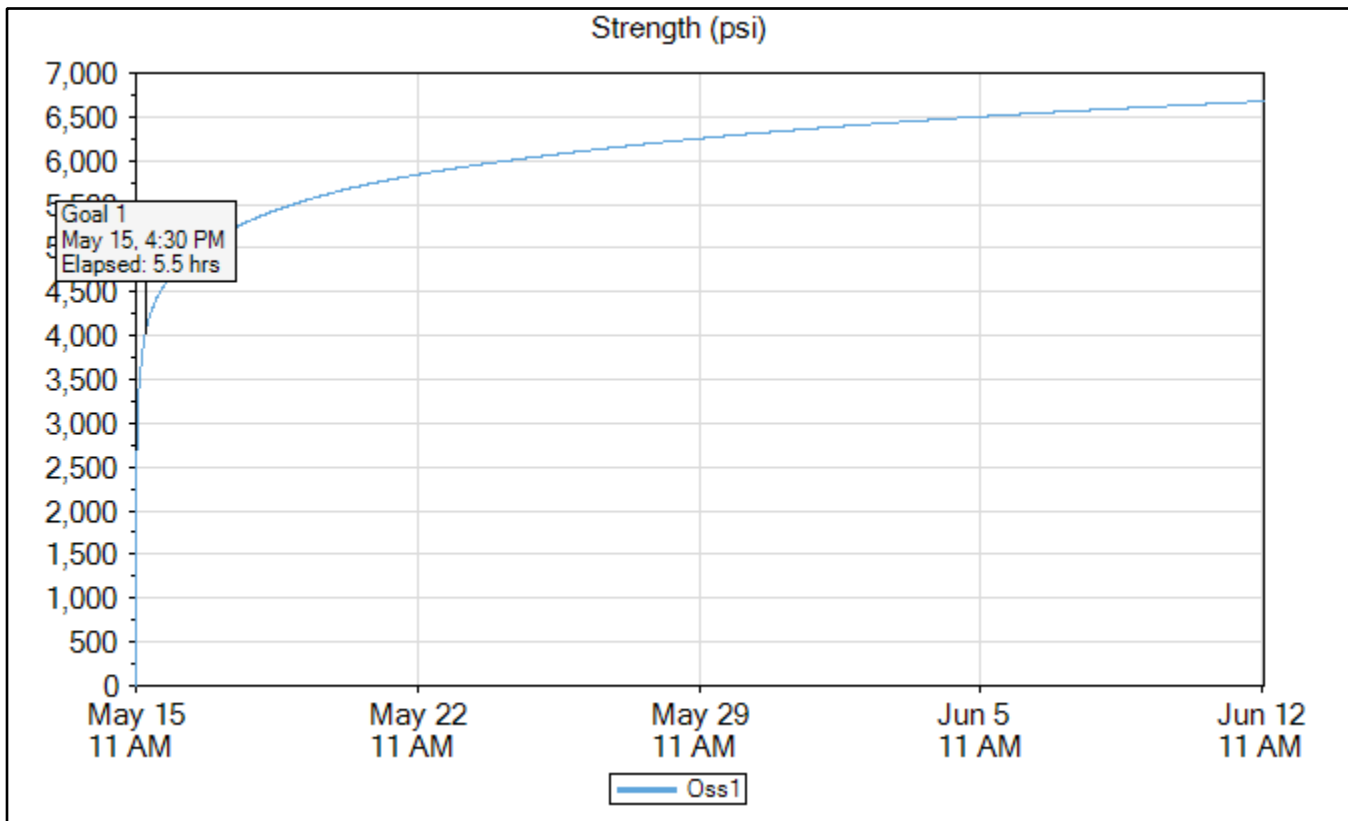


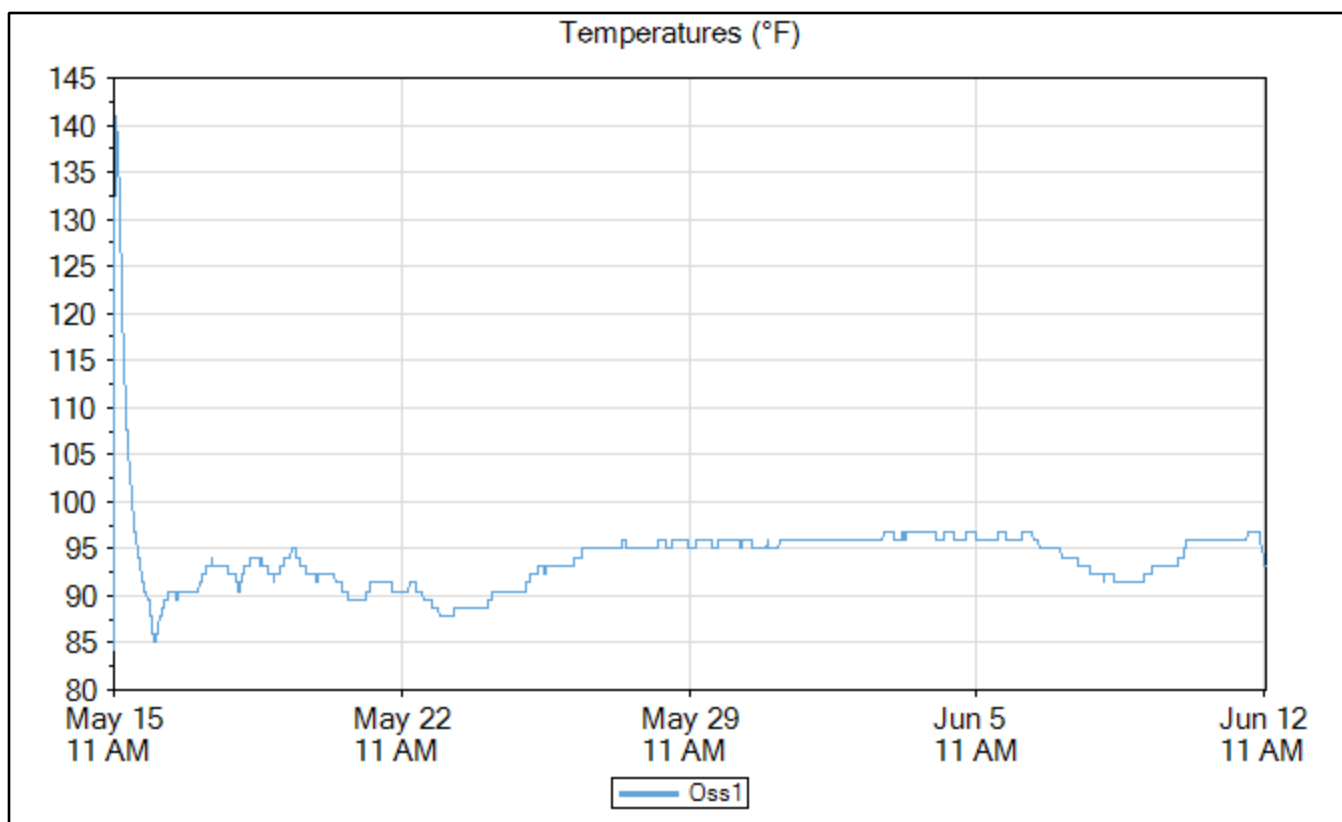
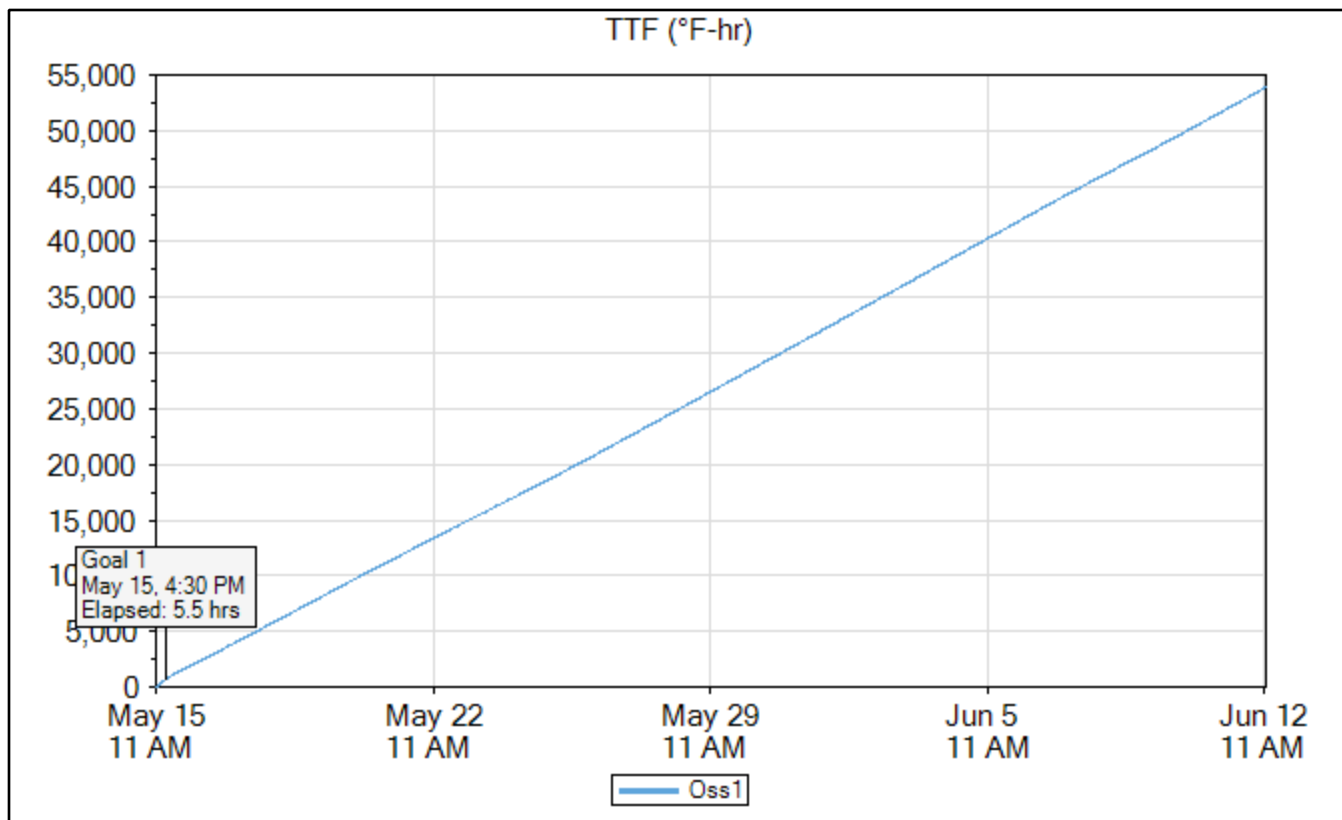
Oss1

	Time	Elapsed Time (days.hours:minutes)	Temperature (°F)	TTF (°F-hr)	Strength (psi)
Goal 1	May 15, 2020 04:30 PM	05:30	117.5	641	4,018
Min Temp	May 15, 2020 11:00 AM	00:00	84.2	0	0
Max Temp	May 15, 2020 12:30 PM	01:30	140.9	180	3,257
Download	Jun 12, 2020 11:30 AM	28.00:30	93.2	53,856	6,677

Name	Oss1
Serial Number	0000004DDC10
Location	
Depth (in)	0.0
Placement Date	May 15, 2020 10:50 AM
Sample Interval (minutes)	15

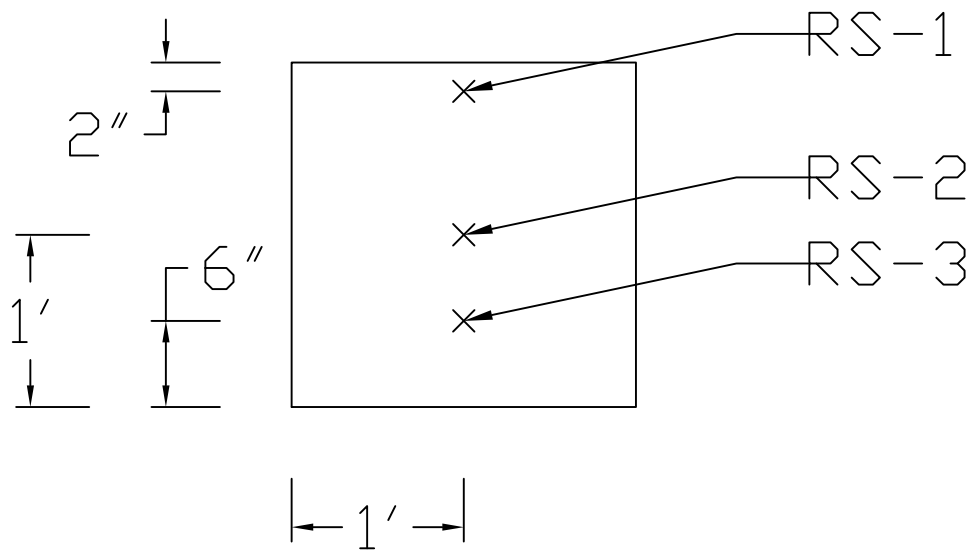
Maturity Method	Nurse-Saul
Datum Temp (°F)	14





Mix C - Red 28 Degrees Group TMM Sensors Layout

Small 2'x2' Slab

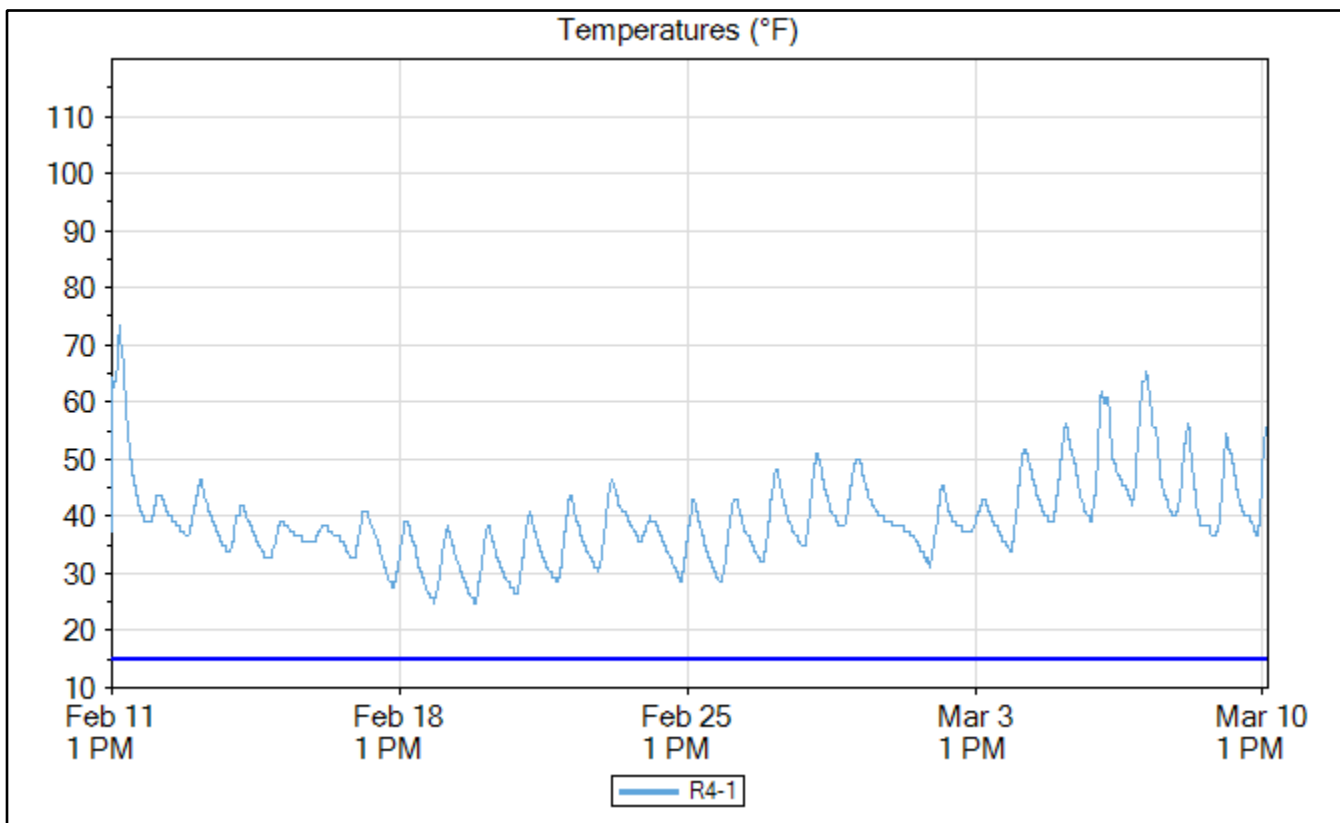


4"x8" Reference Cylinder Data

R4-1

	Time	Elapsed Time (days.hours:minutes)	Temperature (°F)
Min Temp	Feb 19, 2020 09:00 AM	7.20:00	24.8
Max Temp	Feb 11, 2020 05:15 PM	04:15	73.4
Download	Mar 10, 2020 03:15 PM	28.02:15	55.4

Name	R4-1
Serial Number	0000004DC8FA
Location	
Depth (in)	4.0
Placement Date	Feb 11, 2020 1:00 PM
Sample Interval (minutes)	15

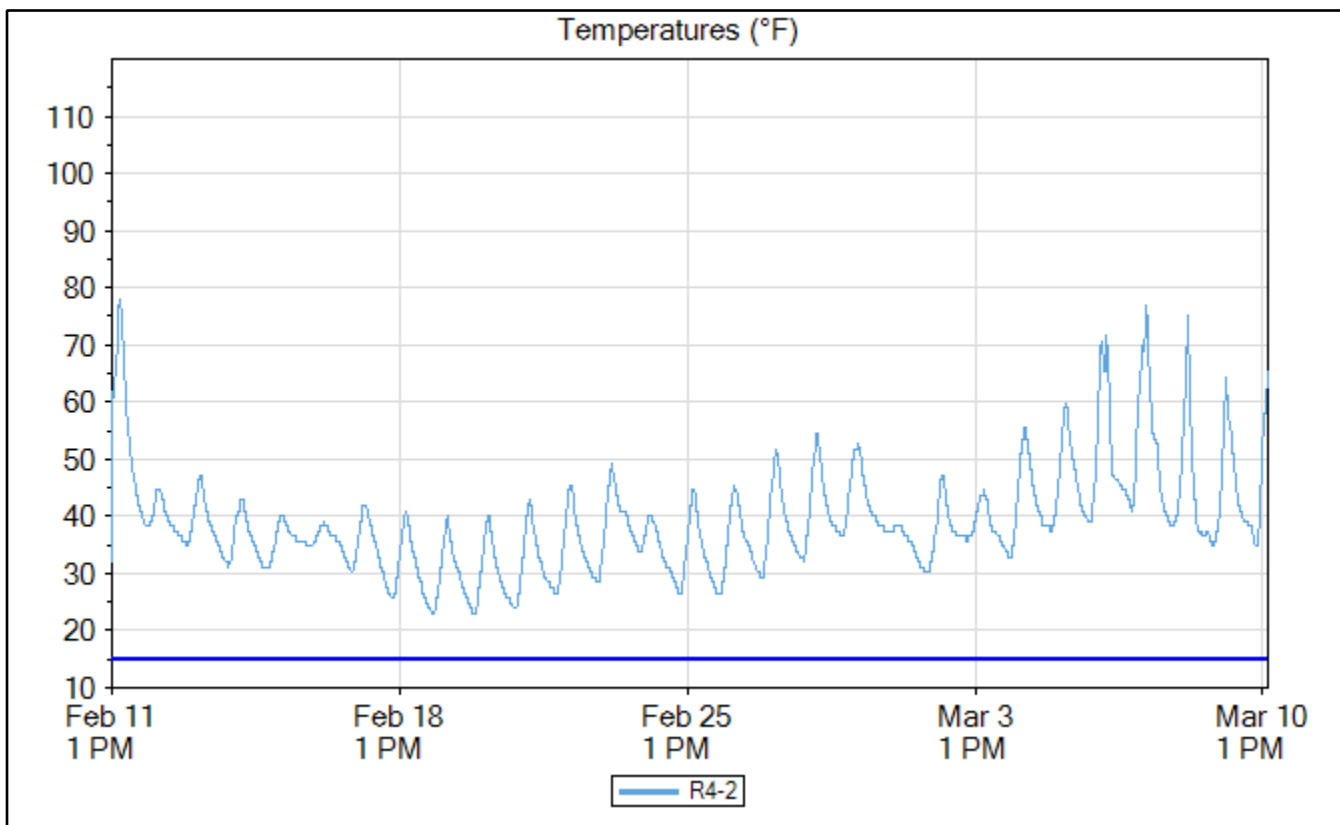


4"x8" Reference Cylinder Data

R4-2

	Time	Elapsed Time (days.hours:minutes)	Temperature (°F)
Min Temp	Feb 19, 2020 07:30 AM	7.18:30	23.0
Max Temp	Feb 11, 2020 05:15 PM	04:15	77.9
Download	Mar 10, 2020 03:30 PM	28.02:30	65.3

Name	R4-2
Serial Number	0000004DBC9F
Location	
Depth (in)	4.0
Placement Date	Feb 11, 2020 1:00 PM
Sample Interval (minutes)	15

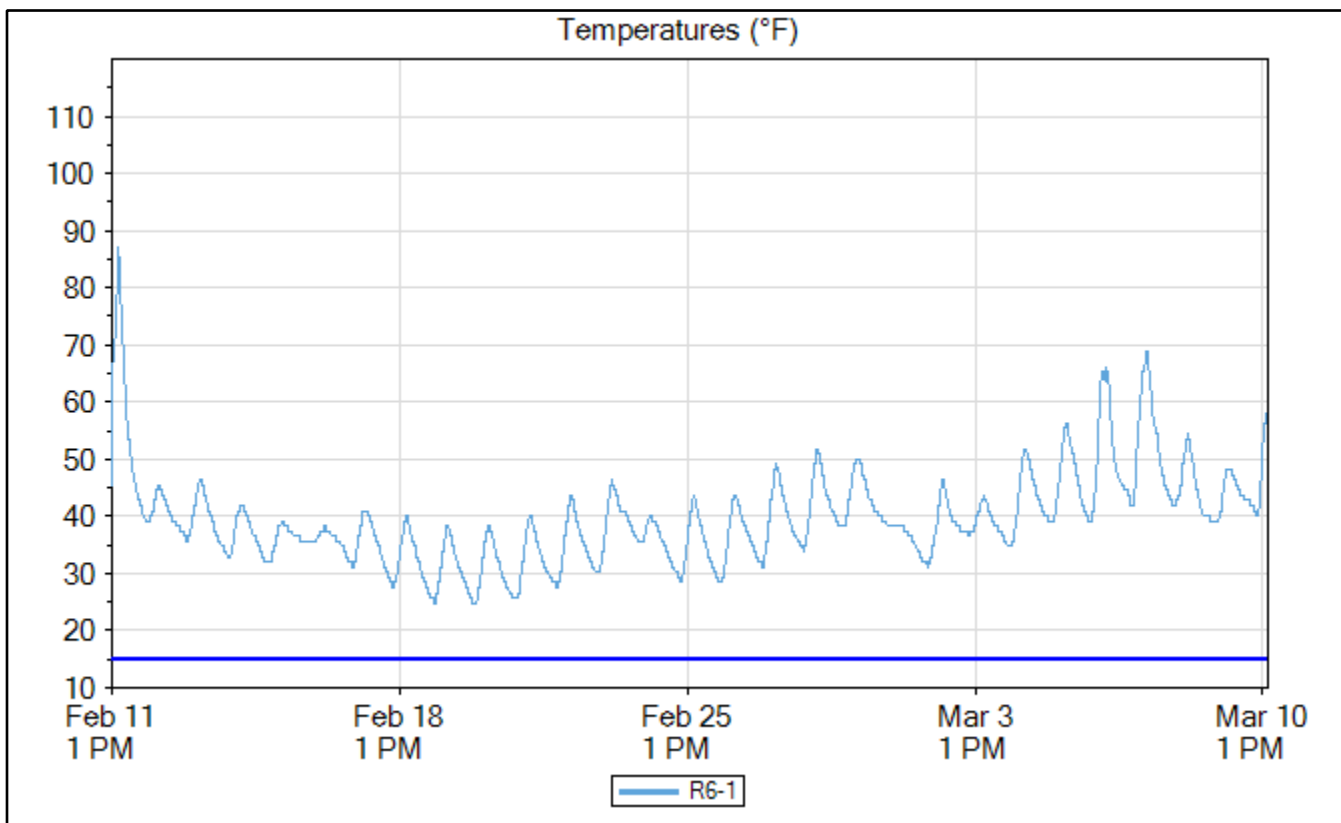


6"x12" Reference Cylinder Data

R6-1

	Time	Elapsed Time (days.hours:minutes)	Temperature (°F)
Min Temp	Feb 19, 2020 08:45 AM	7.19:45	24.8
Max Temp	Feb 11, 2020 04:45 PM	03:45	86.9
Download	Mar 10, 2020 03:15 PM	28.02:15	58.1

Name	R6-1
Serial Number	0000004DBC12
Location	6
Depth (in)	6.0
Placement Date	Feb 11, 2020 1:00 PM
Sample Interval (minutes)	15

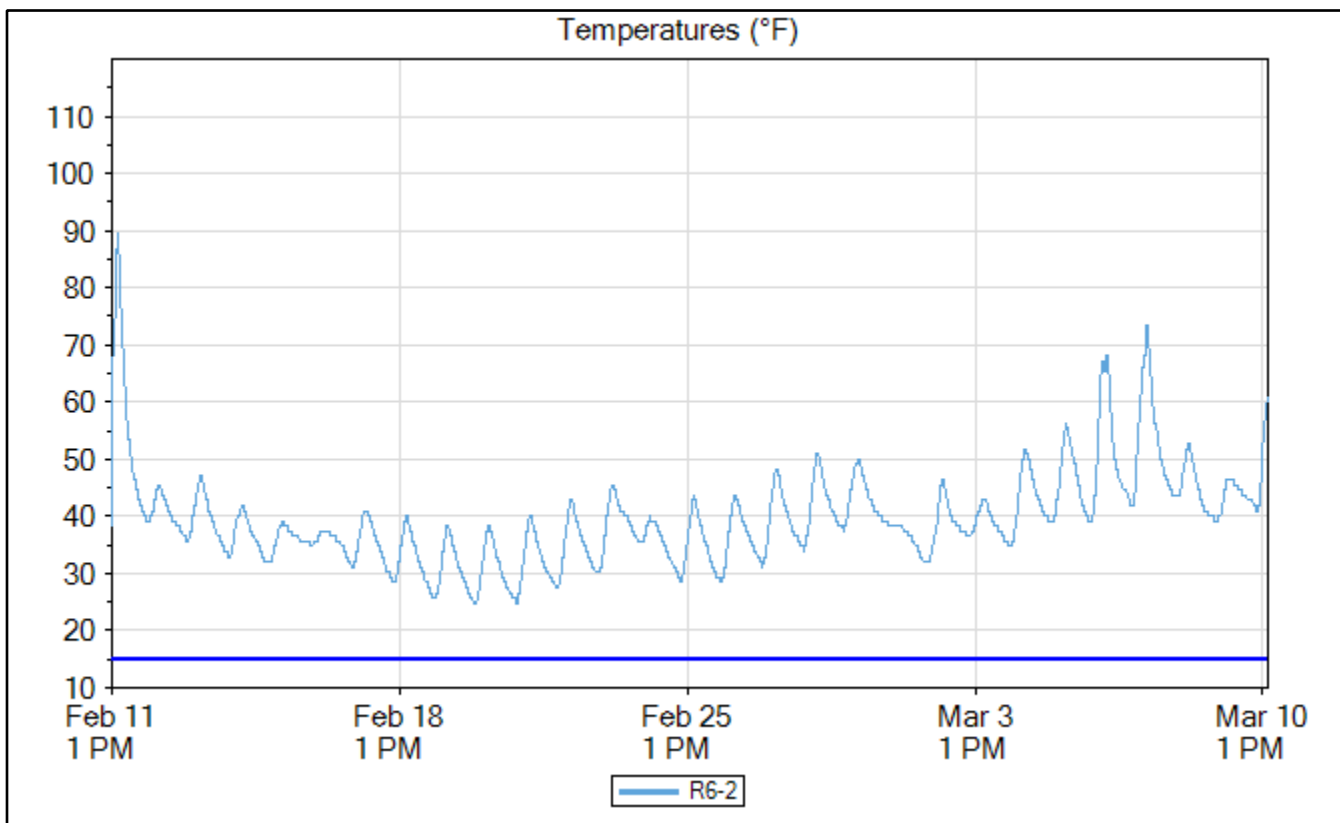


6"x12" Reference Cylinder Data

R6-2

	Time	Elapsed Time (days.hours:minutes)	Temperature (°F)
Min Temp	Feb 20, 2020 08:00 AM	8.19:00	24.8
Max Temp	Feb 11, 2020 04:15 PM	03:15	89.6
Download	Mar 10, 2020 03:30 PM	28.02:30	60.8

Name	R6-2
Serial Number	0000004DDC57
Location	
Depth (in)	6.0
Placement Date	Feb 11, 2020 1:00 PM
Sample Interval (minutes)	15

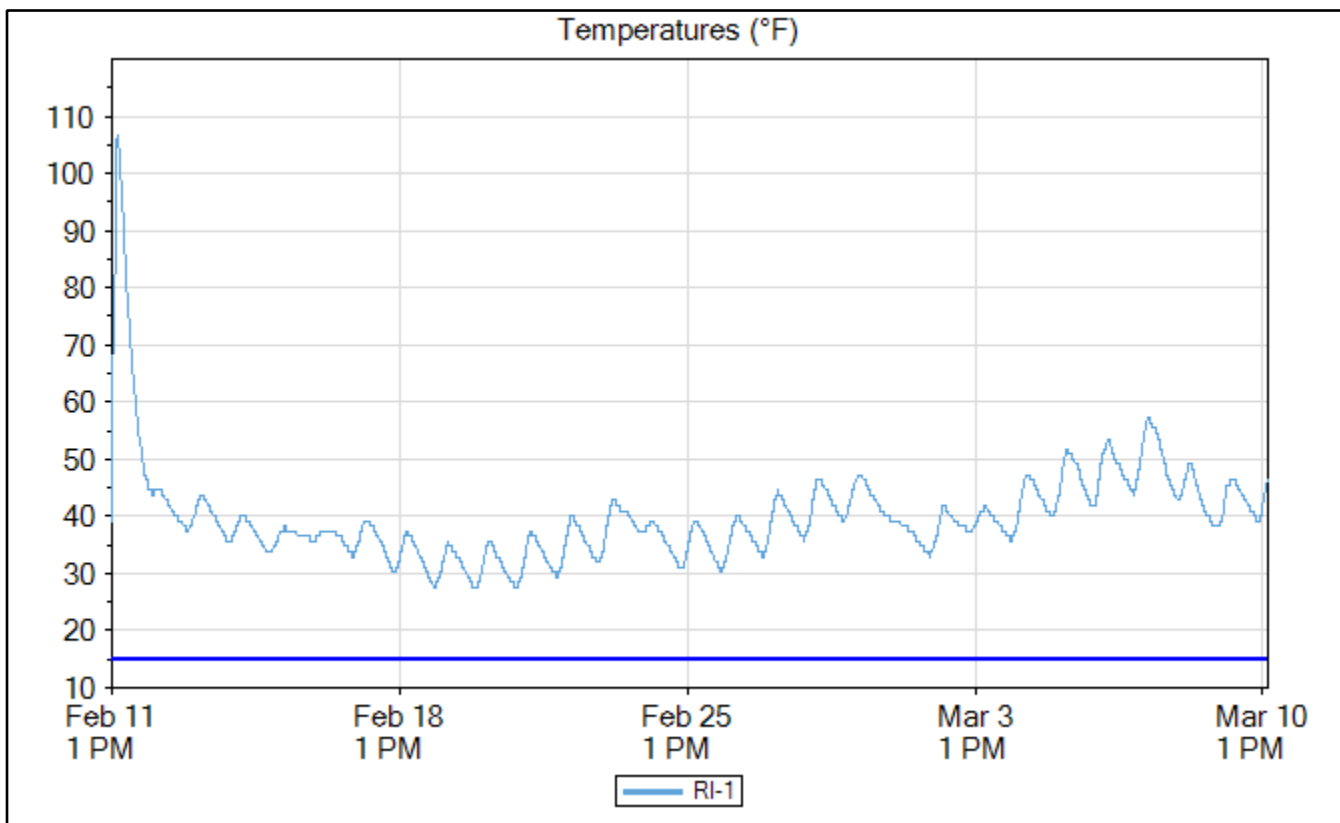


Insulated 4"x8" Reference Cylinder Data

RI-1

	Time	Elapsed Time (days.hours:minutes)	Temperature (°F)
Min Temp	Feb 19, 2020 08:30 AM	7.19:30	27.5
Max Temp	Feb 11, 2020 04:00 PM	03:00	106.7
Download	Mar 10, 2020 03:30 PM	28.02:30	46.4

Name	RI-1
Serial Number	0000004DB4CB
Location	
Depth (in)	4.0
Placement Date	Feb 11, 2020 1:00 PM
Sample Interval (minutes)	15

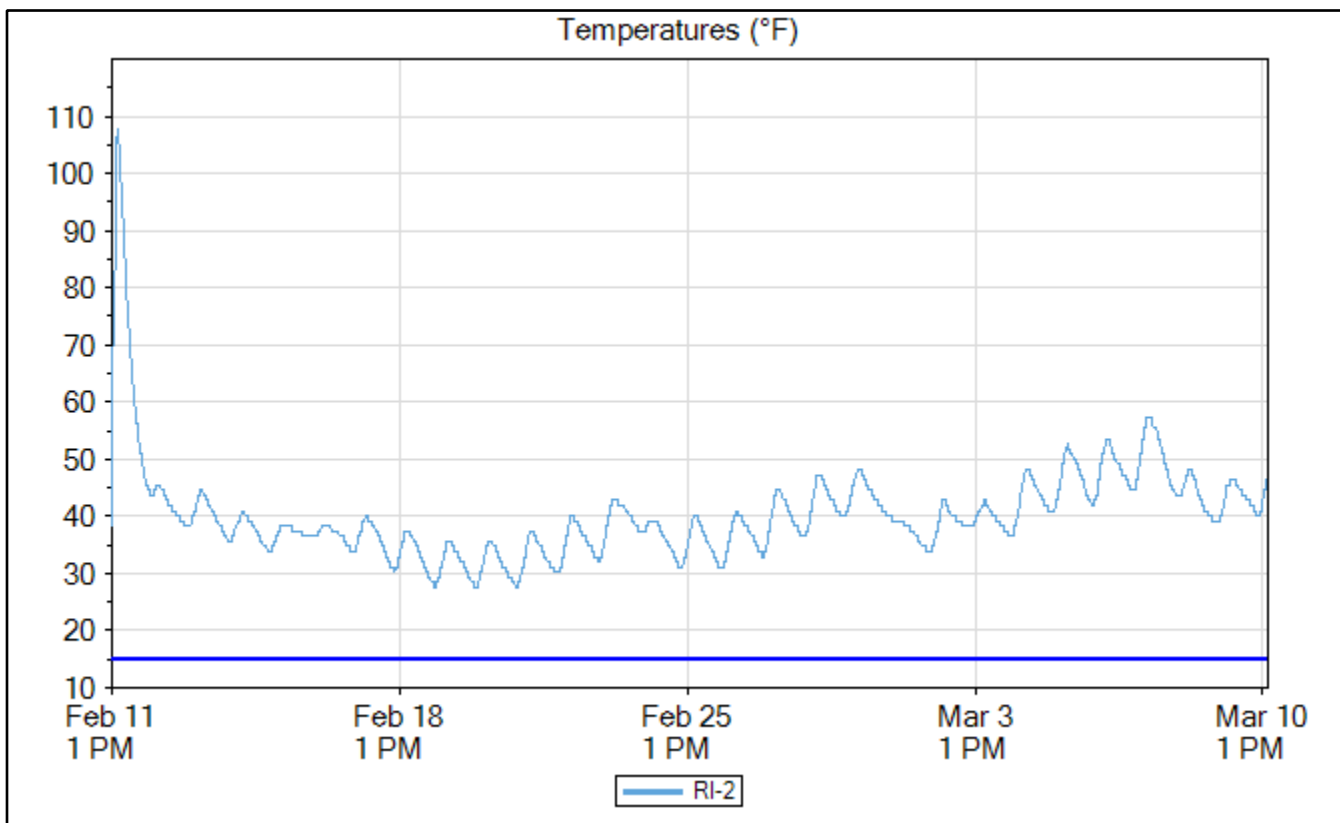


Insulated 4"x8" Reference Cylinder Data

RI-2

	Time	Elapsed Time (days.hours:minutes)	Temperature (°F)
Min Temp	Feb 19, 2020 09:15 AM	7.20:15	27.5
Max Temp	Feb 11, 2020 04:00 PM	03:00	107.6
Download	Mar 10, 2020 03:15 PM	28.02:15	46.4

Name	RI-2
Serial Number	0000004DAAAE
Location	
Depth (in)	4.0
Placement Date	Feb 11, 2020 1:00 PM
Sample Interval (minutes)	15



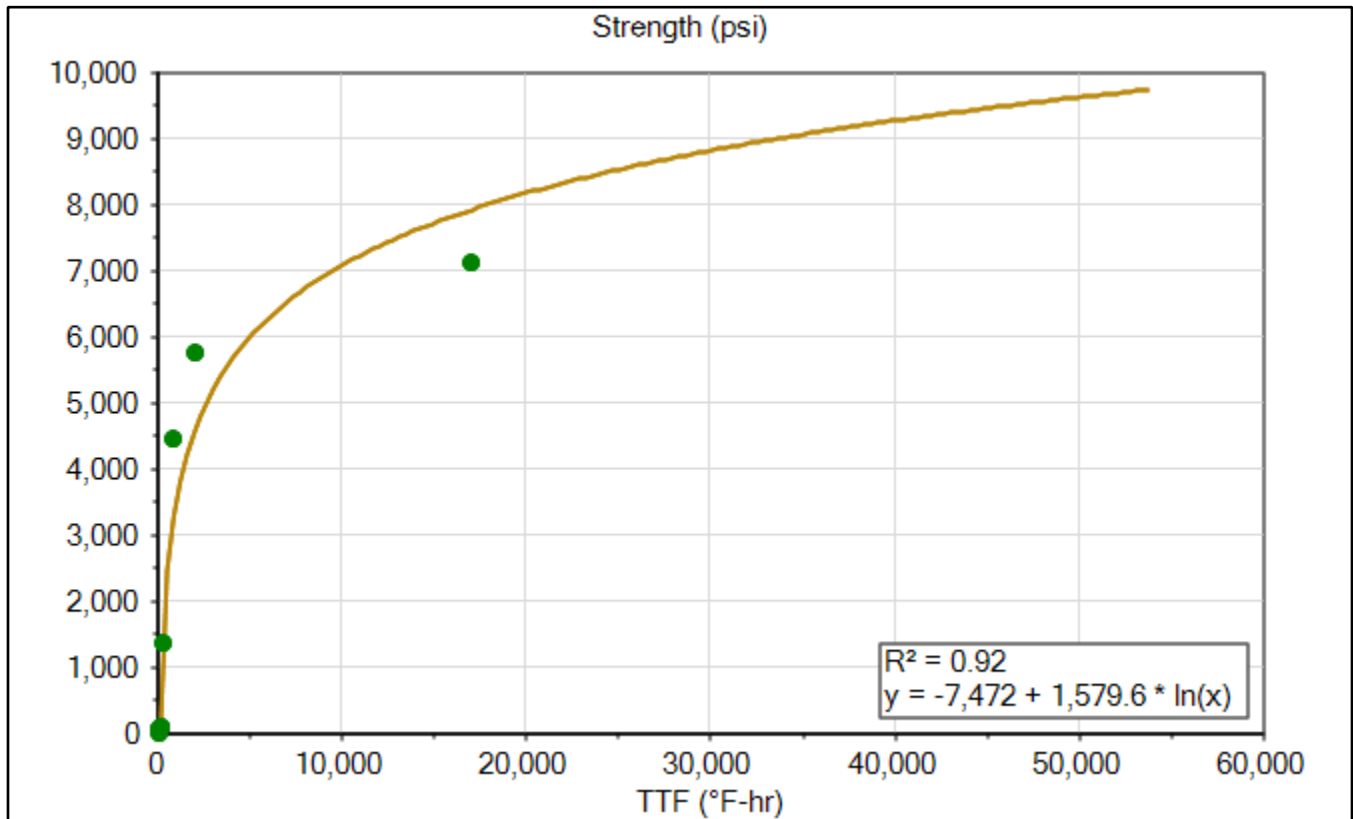
4x8 Cylinders Maturity Curve

Maturity Curve Report

Timestamp	Age (hours)	Strength (psi)	TTF (°F-hr)
Feb 11, 2020 02:33 PM	1.55	0	73
Feb 11, 2020 03:05 PM	2.083333	46	98
Feb 11, 2020 03:39 PM	2.65	59	137
Feb 11, 2020 04:07 PM	3.116667	74	150
Feb 11, 2020 04:36 PM	3.6	88	177
Feb 11, 2020 05:07 PM	4.116667	104	207
Feb 11, 2020 07:15 PM	6.25	1,363	340
Feb 12, 2020 01:08 PM	24.133333	4,457	920
Feb 14, 2020 01:06 PM	72.1	5,752	2,115
Mar 10, 2020 01:12 PM	672.2	7,114	17,016

Maturity Method	Nurse-Saul
Datum Temp (°F)	14

Curve-Fit Model	Ln
Intercept (psi)	-7,472
Slope	1,579.6
Equation	$y = -7,472 + 1,579.6 * \ln(x)$
R²	0.92



Signature _____

Print _____

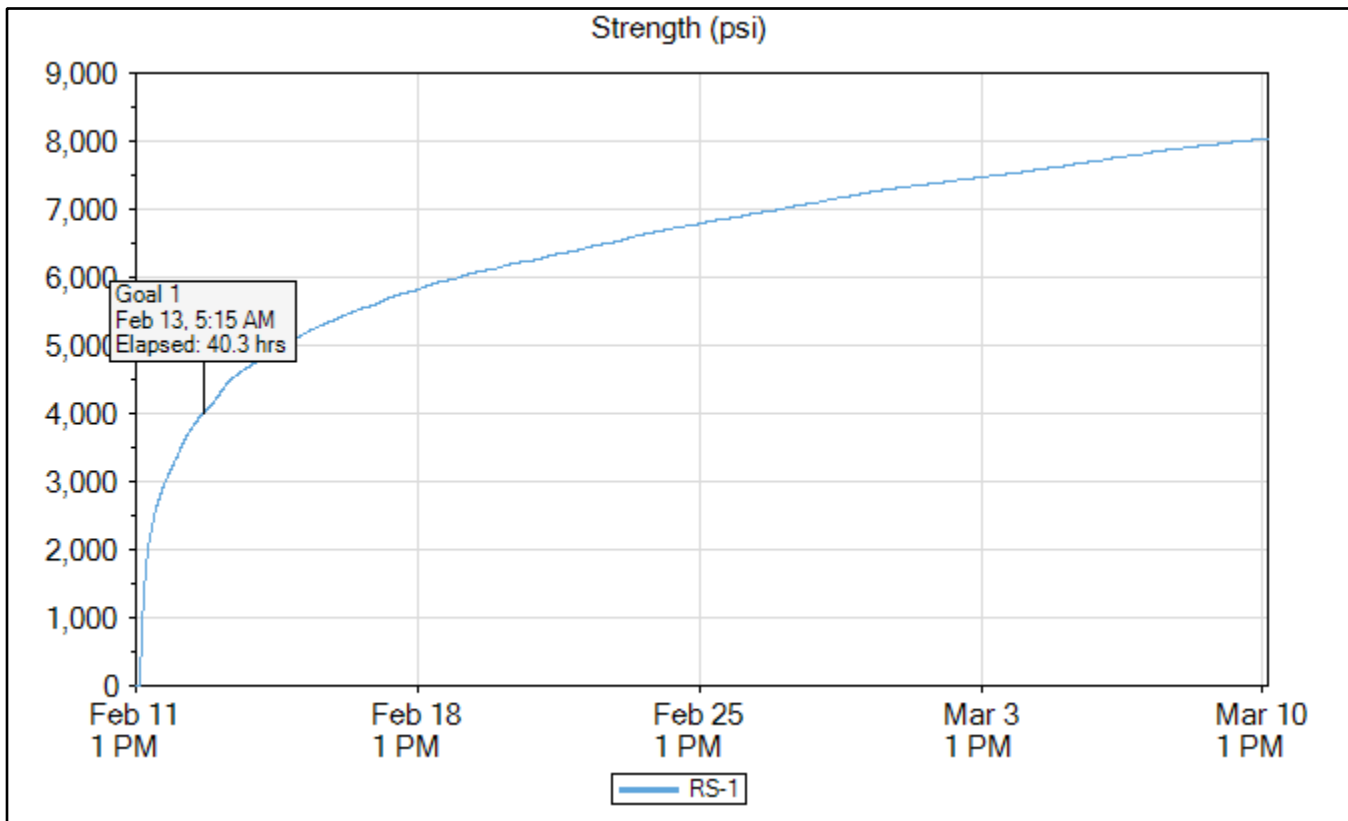
RS-1

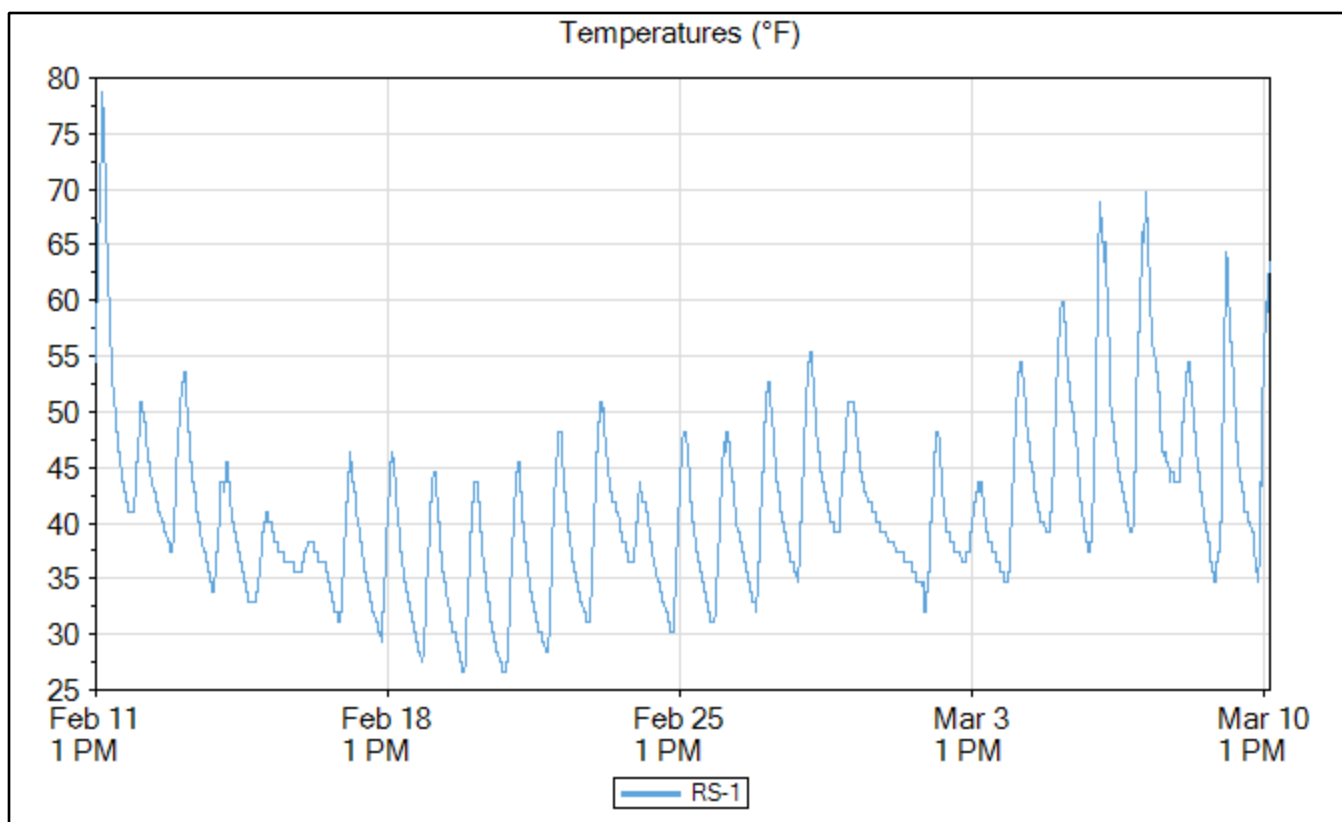
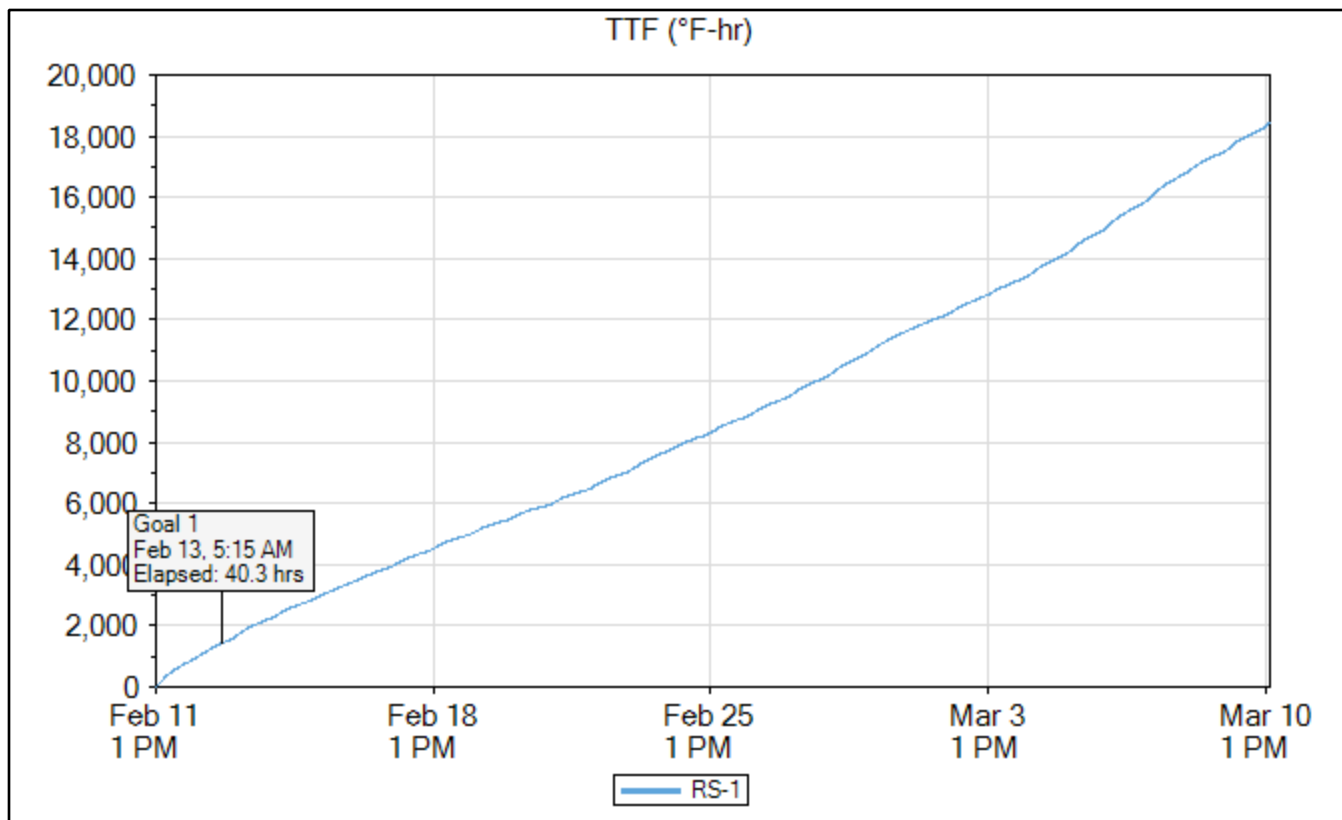
4x8 Cylinders Sensor Data

	Time	Elapsed Time (days.hours:minutes)	Temperature (°F)	TTF (°F-hr)	Strength (psi)
Goal 1	Feb 13, 2020 05:15 AM	1.16:15	39.2	1,432	4,007
Min Temp	Feb 20, 2020 08:00 AM	8.19:00	26.6	5,425	6,111
Max Temp	Feb 11, 2020 04:45 PM	03:45	78.8	205	934
Download	Mar 10, 2020 03:30 PM	28.02:30	63.5	18,413	8,041

Name	RS-1
Serial Number	0000004DC56F
Location	
Depth (in)	1.5
Placement Date	Feb 11, 2020 1:00 PM
Sample Interval (minutes)	15

Maturity Method	Nurse-Saul
Datum Temp (°F)	14



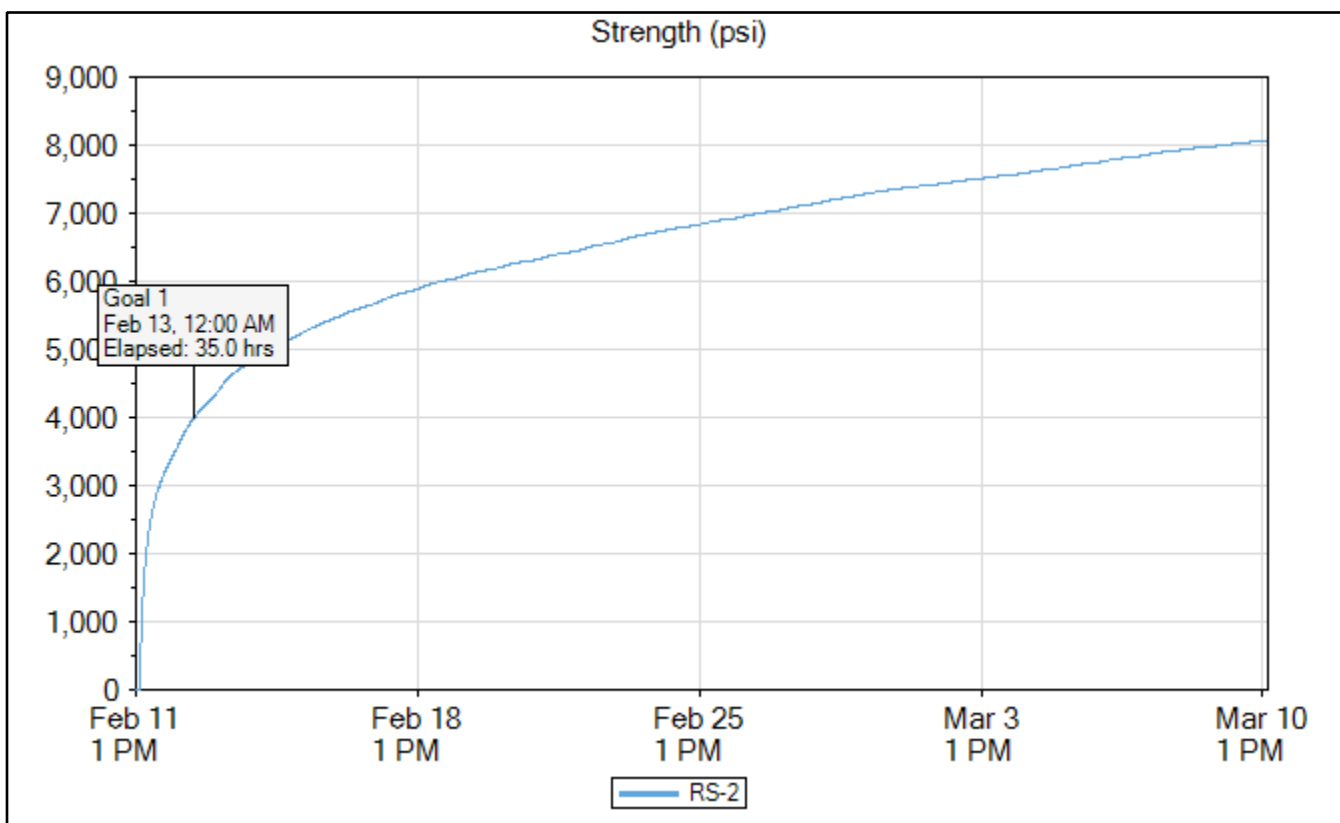


RS-2

	Time	Elapsed Time (days.hours:minutes)	Temperature (°F)	TTF (°F-hr)	Strength (psi)
Goal 1	Feb 13, 2020 12:00 AM	1.11:00	42.8	1,430	4,004
Min Temp	Feb 20, 2020 08:45 AM	8.19:45	25.7	5,639	6,172
Max Temp	Feb 11, 2020 03:45 PM	02:45	93.2	166	601
Download	Mar 10, 2020 03:15 PM	28.02:15	64.4	18,773	8,072

Name	RS-2
Serial Number	0000004DDDA0
Location	
Depth (in)	1.5
Placement Date	Feb 11, 2020 1:00 PM
Sample Interval (minutes)	15

Maturity Method	Nurse-Saul
Datum Temp (°F)	14

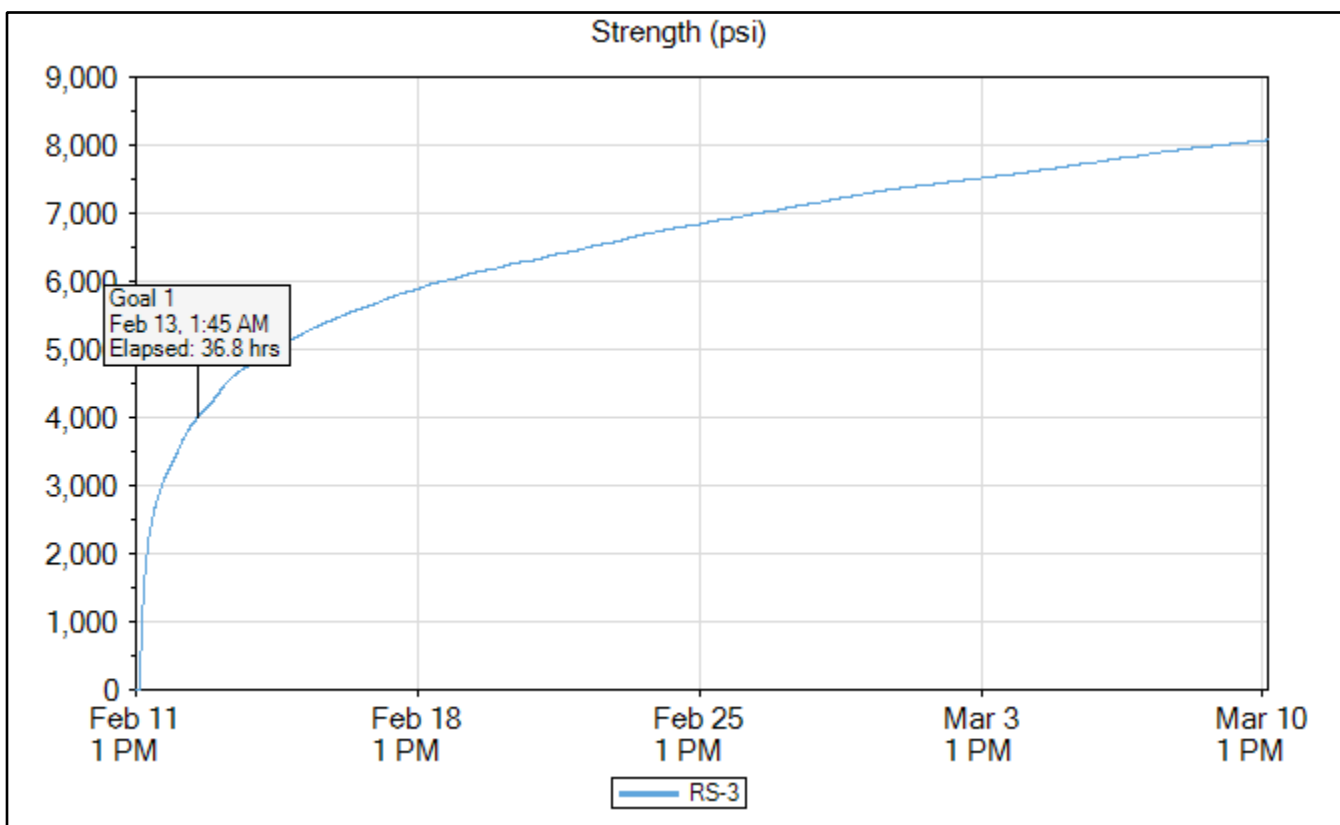


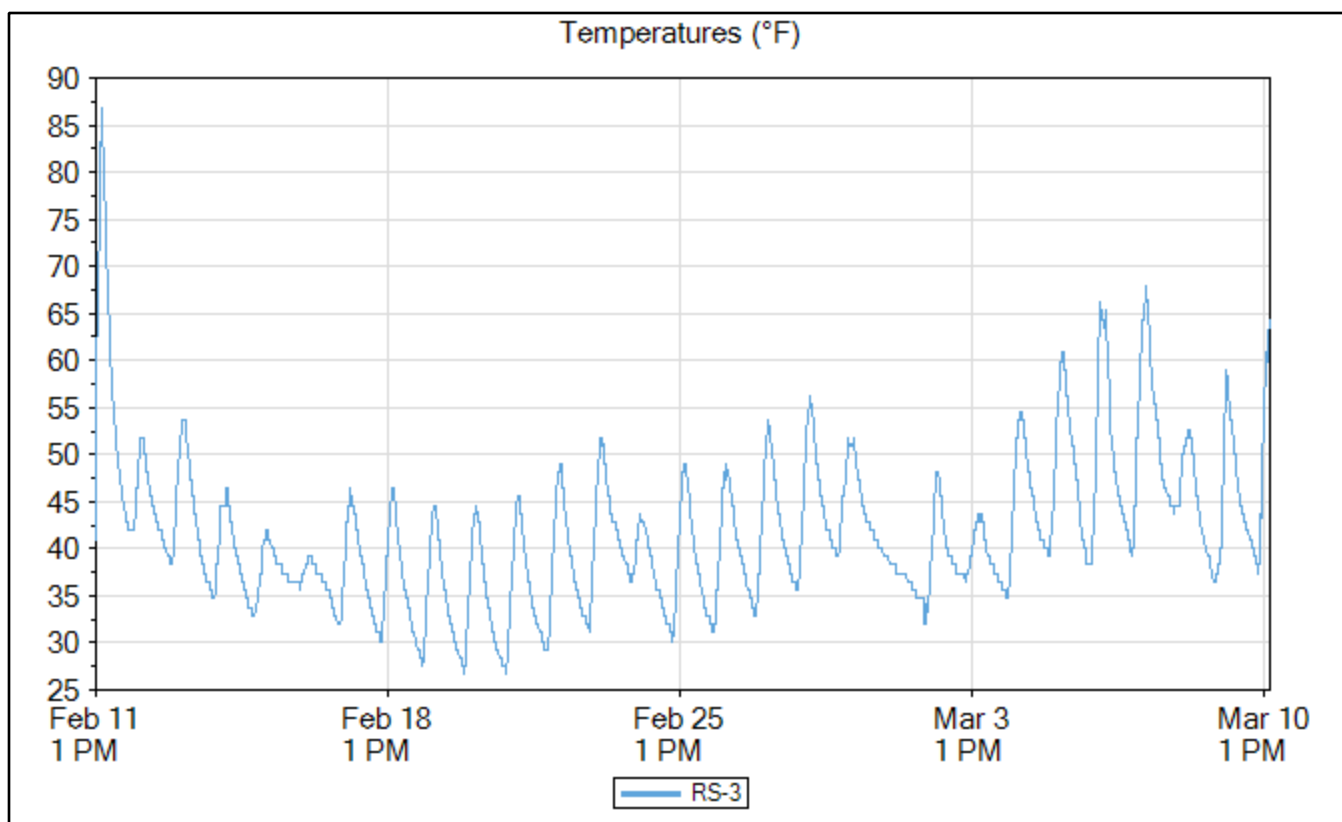
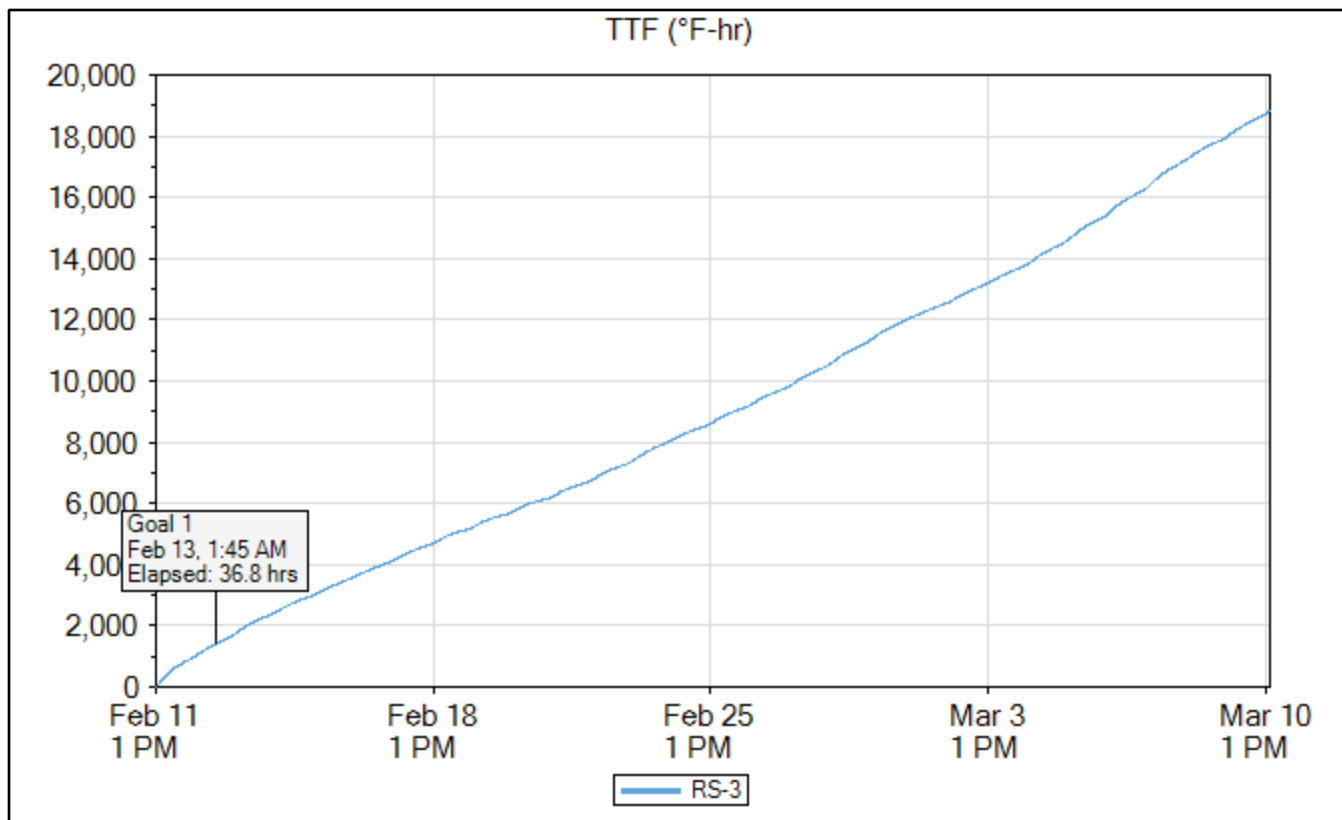
RS-3

	Time	Elapsed Time (days.hours:minutes)	Temperature (°F)	TTF (°F-hr)	Strength (psi)
Goal 1	Feb 13, 2020 01:45 AM	1.12:45	41.9	1,427	4,002
Min Temp	Feb 20, 2020 09:00 AM	8.20:00	26.6	5,642	6,173
Max Temp	Feb 11, 2020 04:15 PM	03:15	86.9	191	827
Download	Mar 10, 2020 03:30 PM	28.02:30	64.4	18,836	8,077

Name	RS-3
Serial Number	0000004DC4FE
Location	
Depth (in)	1.5
Placement Date	Feb 11, 2020 1:00 PM
Sample Interval (minutes)	15

Maturity Method	Nurse-Saul
Datum Temp (°F)	14





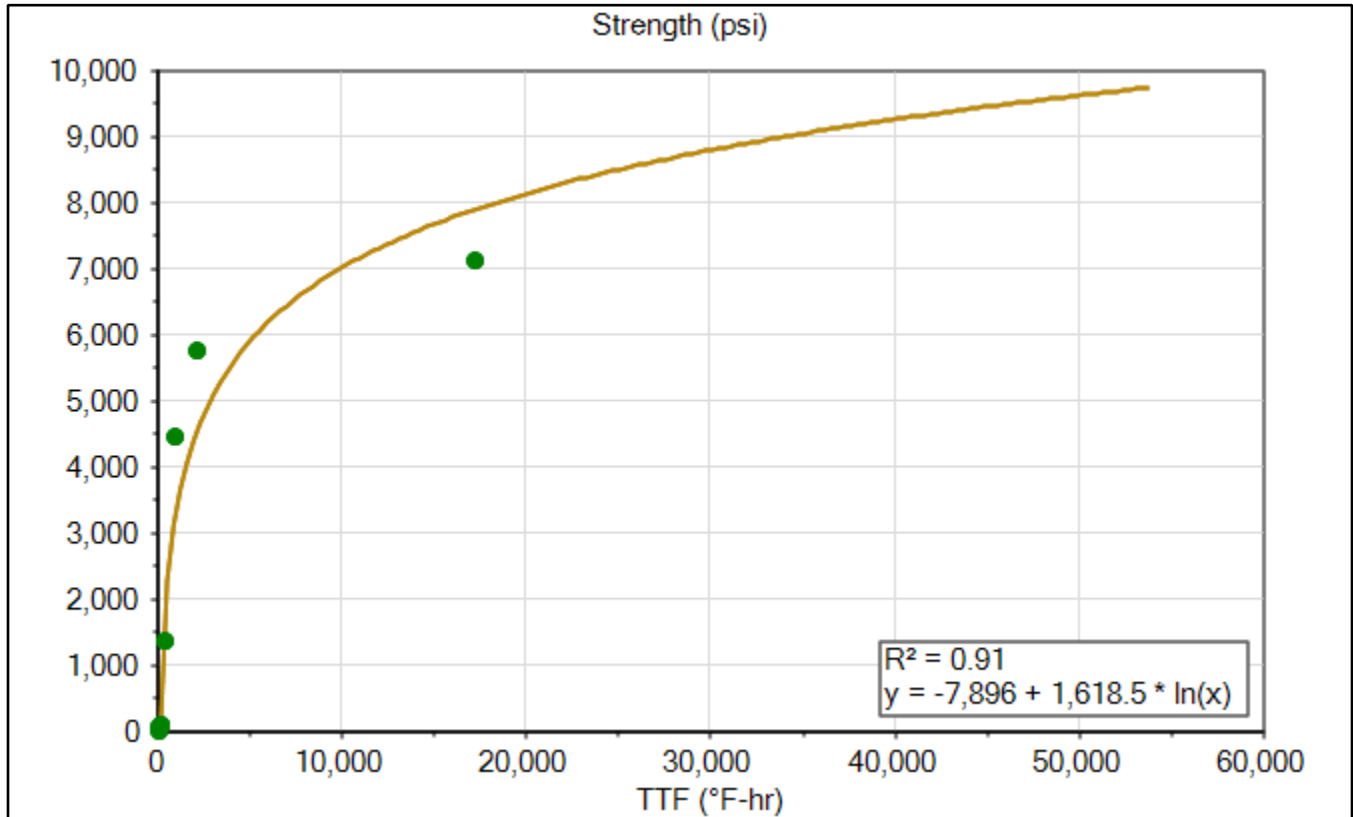
6x12 Cylinders Maturity Curve

Maturity Curve Report

Timestamp	Age (hours)	Strength (psi)	TTF (°F-hr)
Feb 11, 2020 02:33 PM	1.55	0	82
Feb 11, 2020 03:04 PM	2.083333	46	111
Feb 11, 2020 03:39 PM	2.65	59	159
Feb 11, 2020 04:07 PM	3.116667	74	177
Feb 11, 2020 04:36 PM	3.6	88	213
Feb 11, 2020 05:07 PM	4.116667	104	250
Feb 11, 2020 07:15 PM	6.25	1,363	393
Feb 12, 2020 01:07 PM	24.133333	4,457	980
Feb 14, 2020 01:05 PM	72.1	5,752	2,199
Mar 10, 2020 01:12 PM	672.2	7,114	17,260

Maturity Method	Nurse-Saul
Datum Temp (°F)	14

Curve-Fit Model	Ln
Intercept (psi)	-7,896
Slope	1,618.5
Equation	$y = -7,896 + 1,618.5 * \ln(x)$
R²	0.91



Signature _____

Print _____

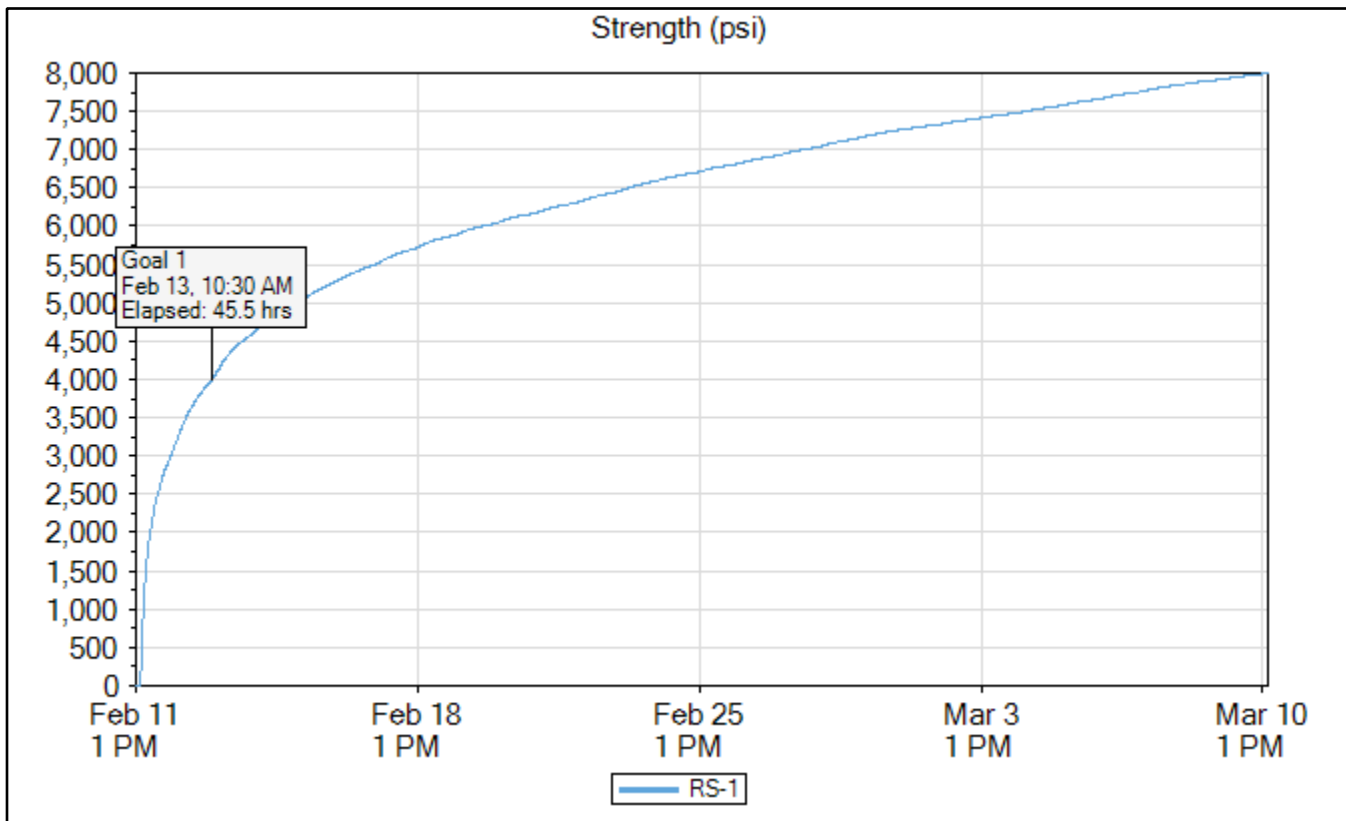
RS-1

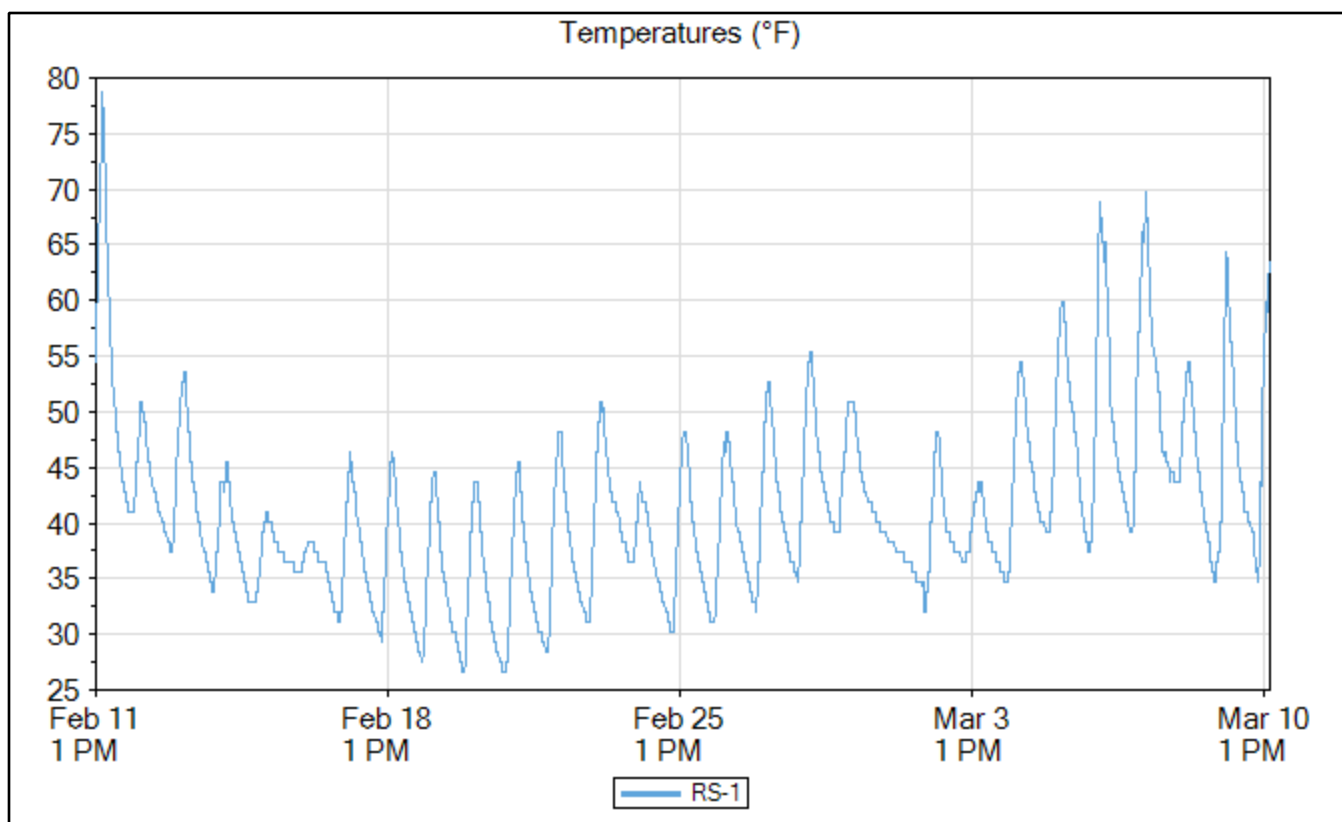
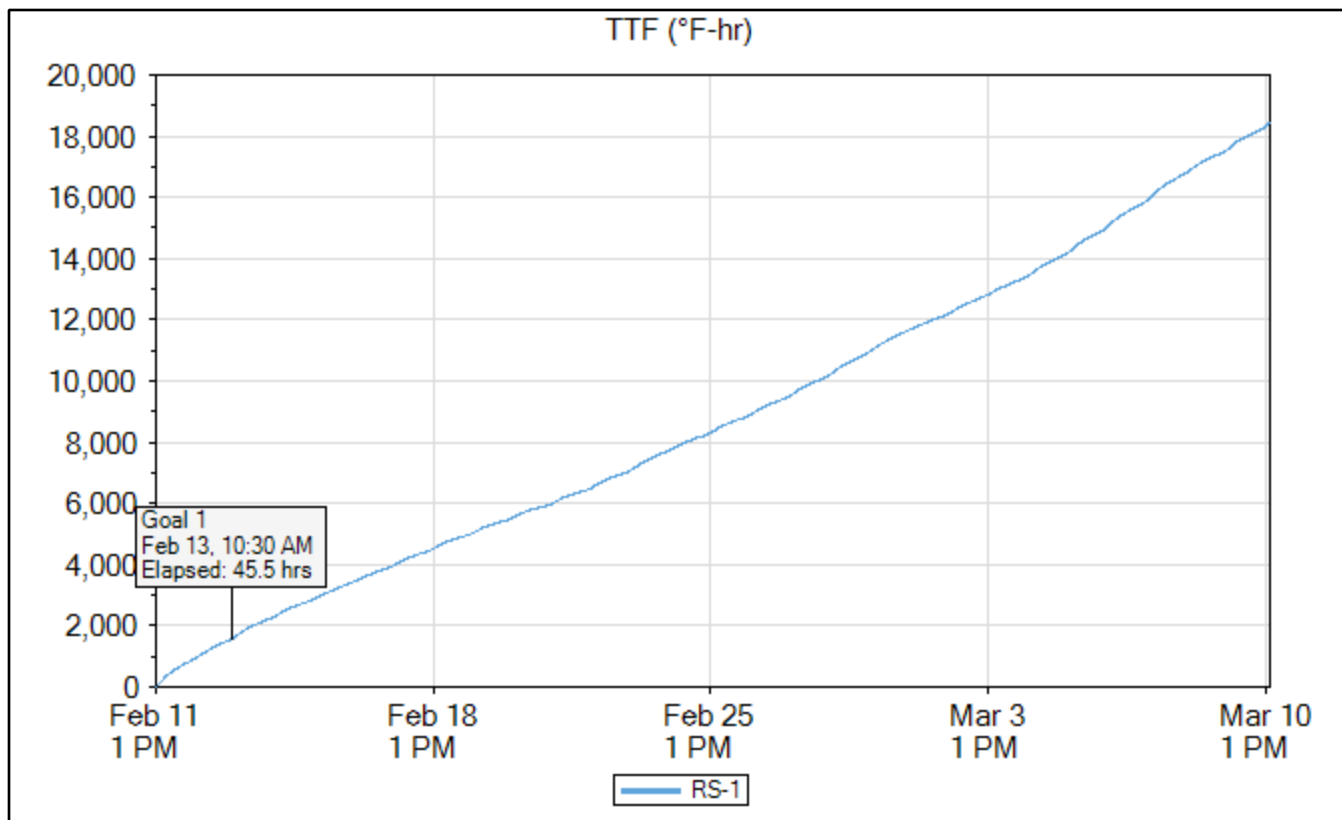
6x12 Cylinders Sensor Data

	Time	Elapsed Time (days.hours:minutes)	Temperature (°F)	TTF (°F-hr)	Strength (psi)
Goal 1	Feb 13, 2020 10:30 AM	1.21:30	41.9	1,561	4,005
Min Temp	Feb 20, 2020 08:00 AM	8.19:00	26.6	5,425	6,022
Max Temp	Feb 11, 2020 04:45 PM	03:45	78.8	205	718
Download	Mar 10, 2020 03:30 PM	28.02:30	63.5	18,413	8,000

Name	RS-1
Serial Number	0000004DC56F
Location	
Depth (in)	1.5
Placement Date	Feb 11, 2020 1:00 PM
Sample Interval (minutes)	15

Maturity Method	Nurse-Saul
Datum Temp (°F)	14



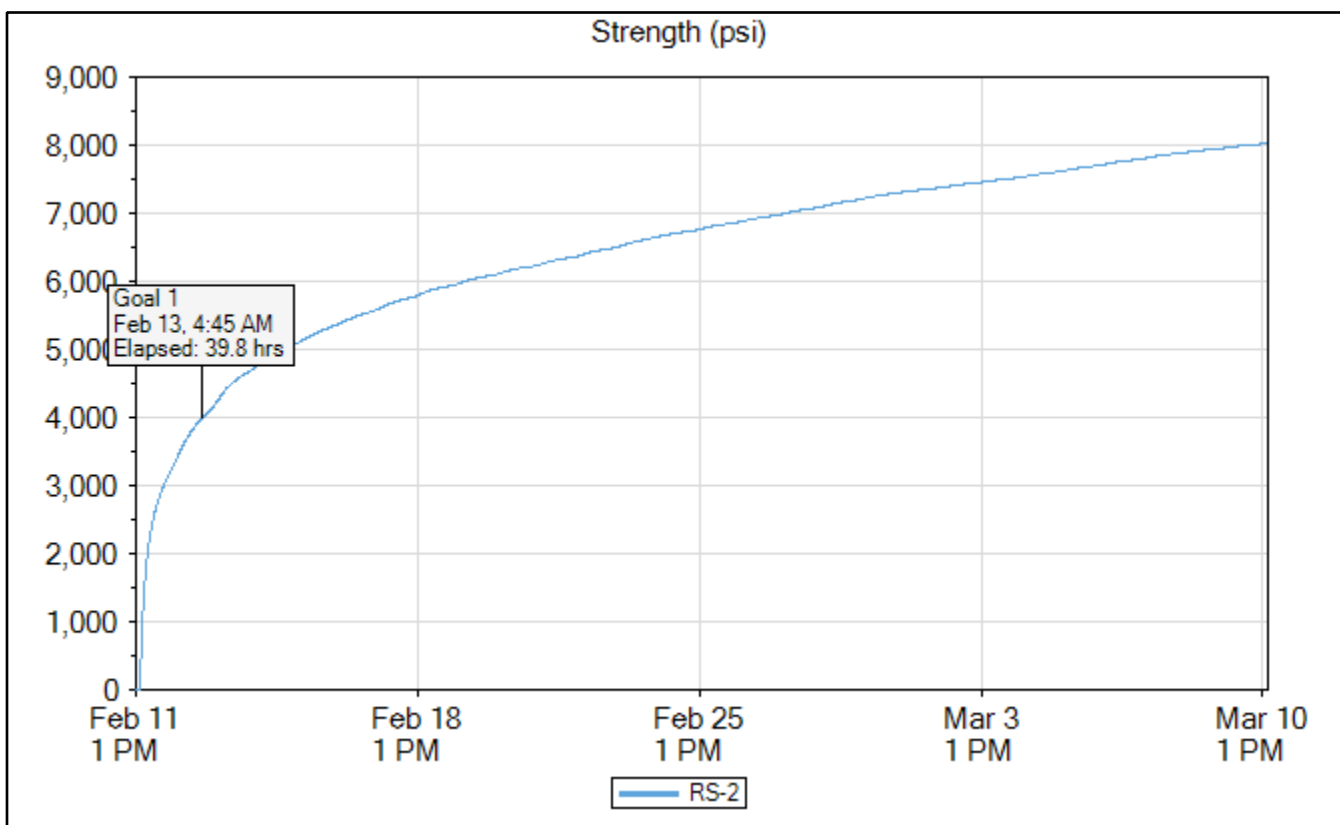


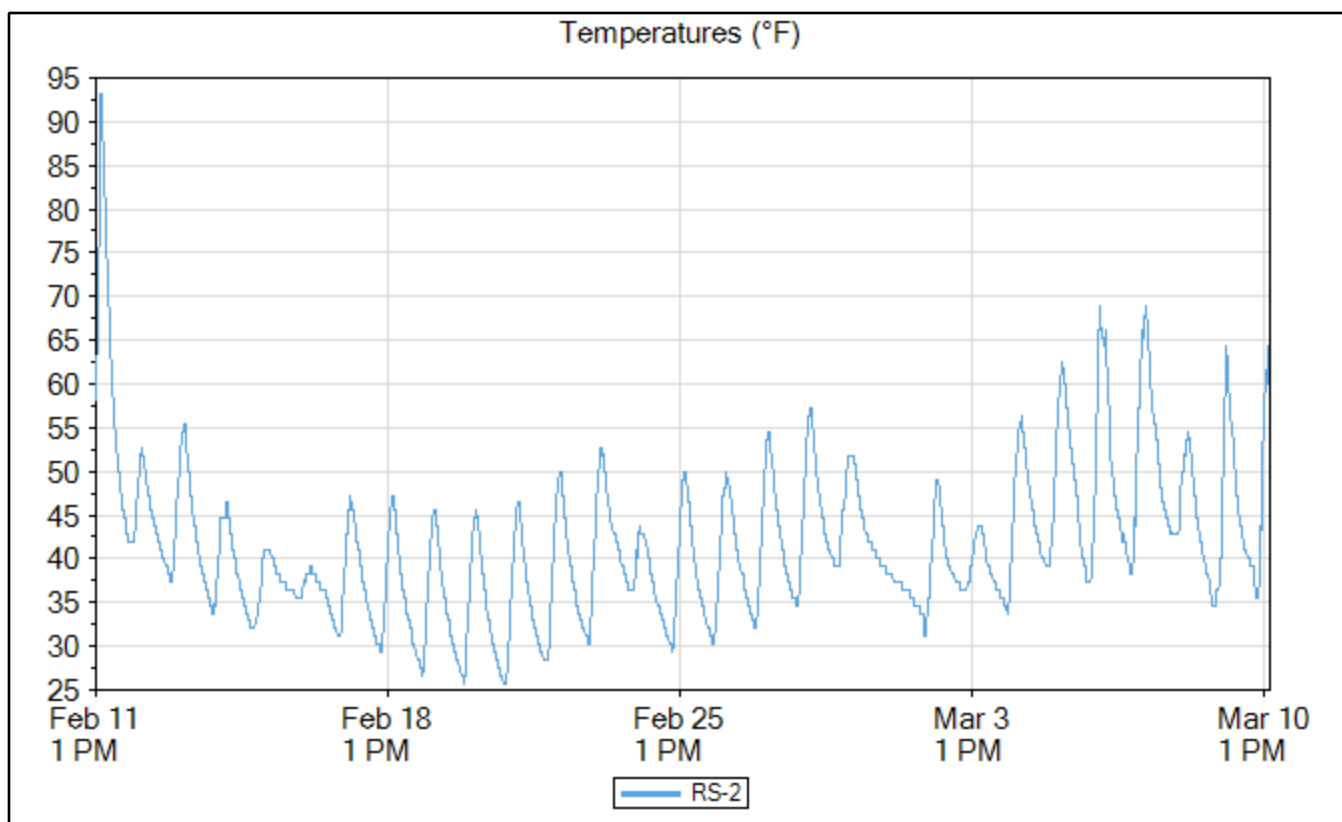
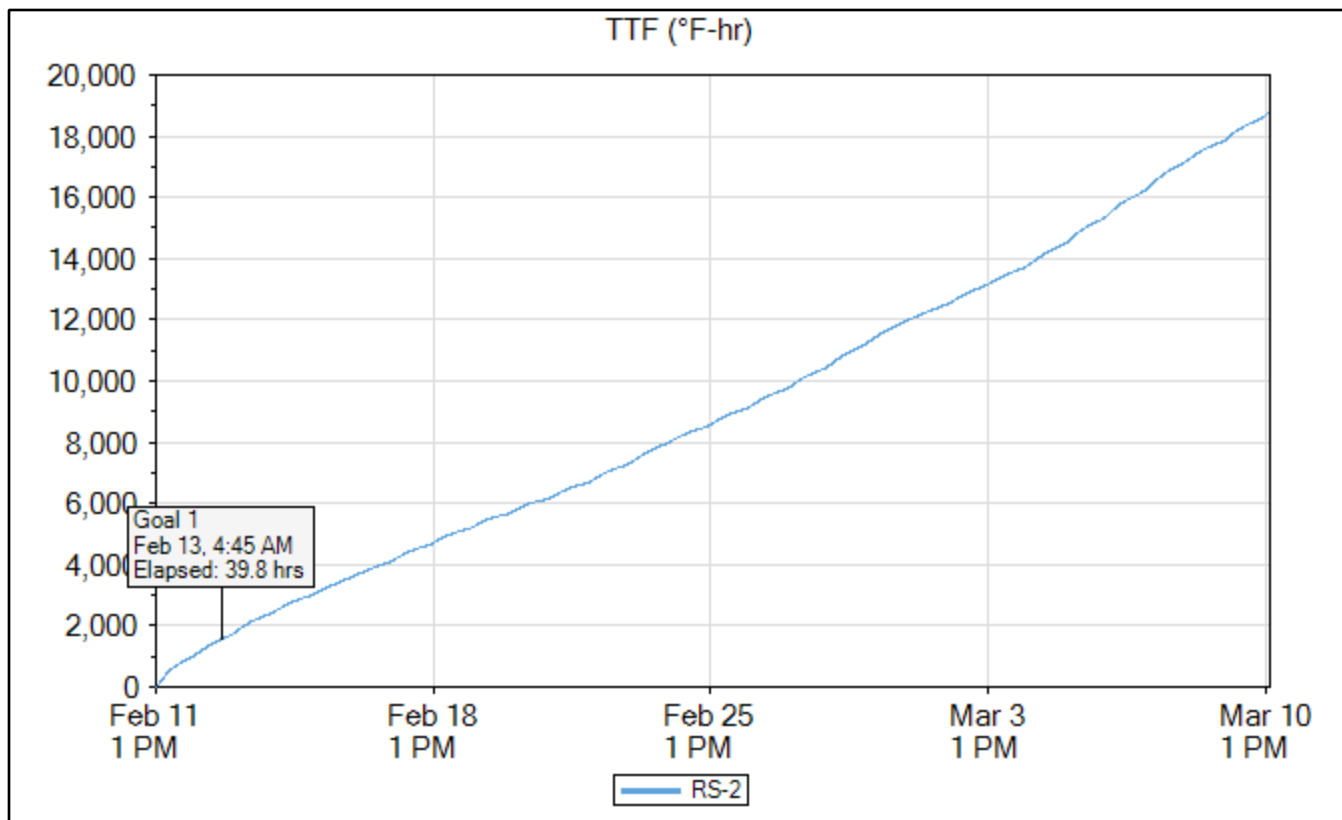
RS-2

	Time	Elapsed Time (days.hours:minutes)	Temperature (°F)	TTF (°F-hr)	Strength (psi)
Goal 1	Feb 13, 2020 04:45 AM	1.15:45	39.2	1,558	4,002
Min Temp	Feb 20, 2020 08:45 AM	8.19:45	25.7	5,639	6,084
Max Temp	Feb 11, 2020 03:45 PM	02:45	93.2	166	377
Download	Mar 10, 2020 03:15 PM	28.02:15	64.4	18,773	8,031

Name	RS-2
Serial Number	0000004DDDA0
Location	
Depth (in)	1.5
Placement Date	Feb 11, 2020 1:00 PM
Sample Interval (minutes)	15

Maturity Method	Nurse-Saul
Datum Temp (°F)	14



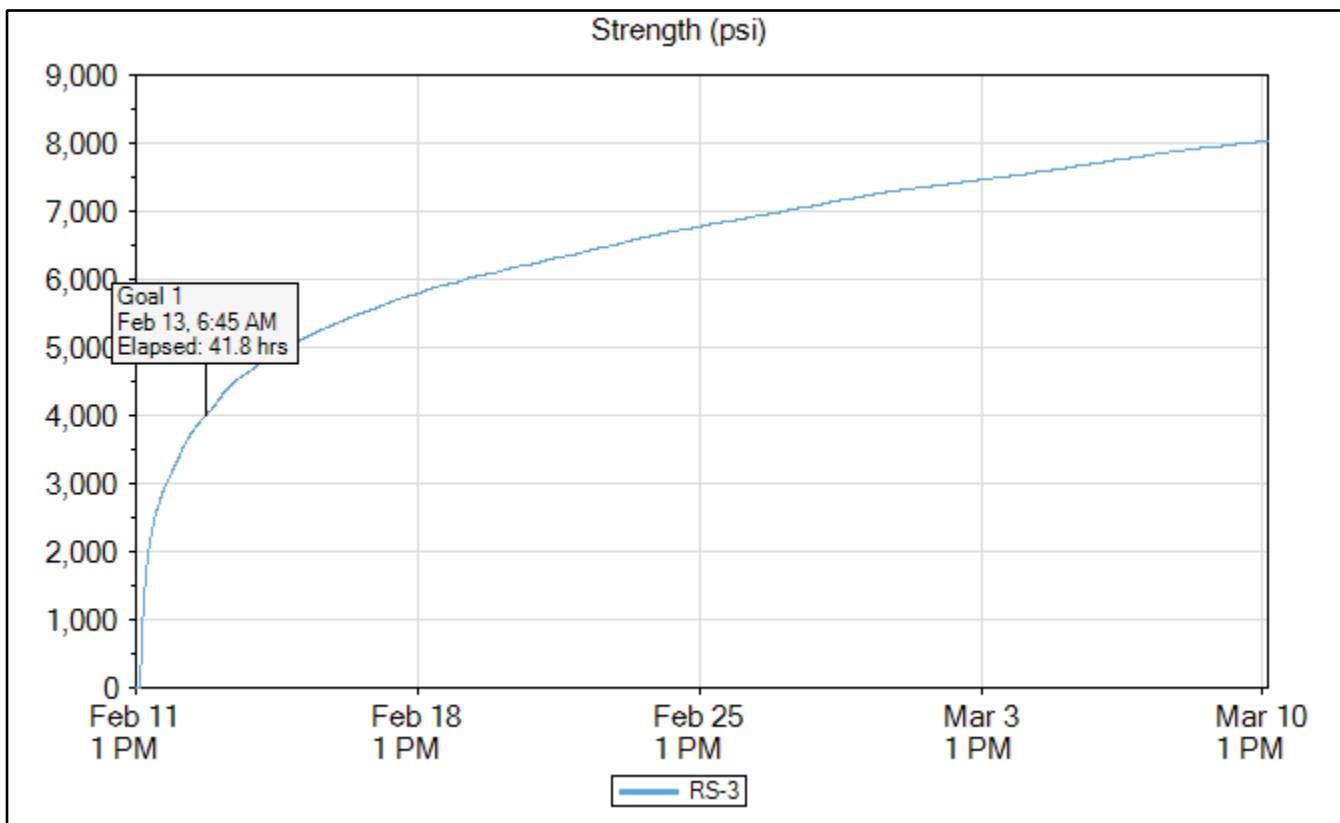


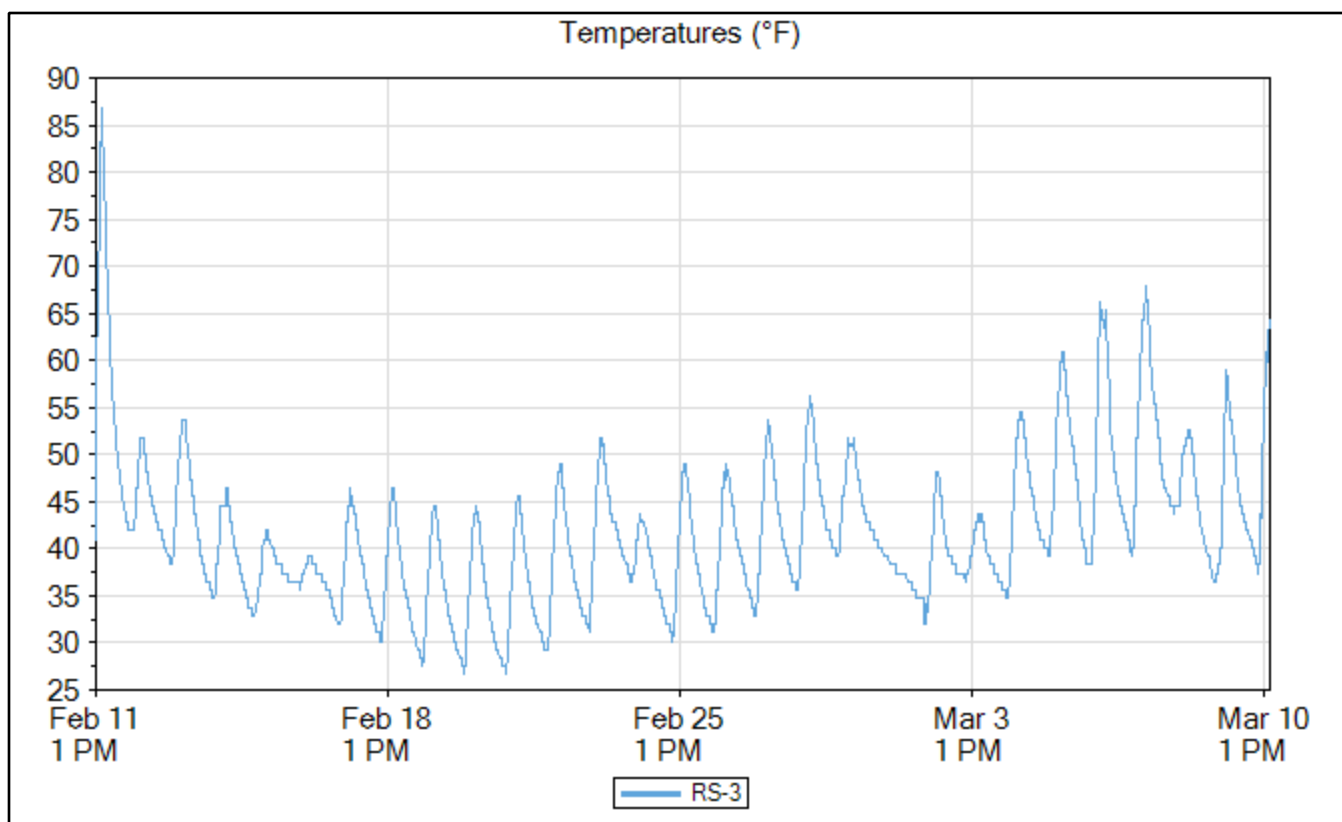
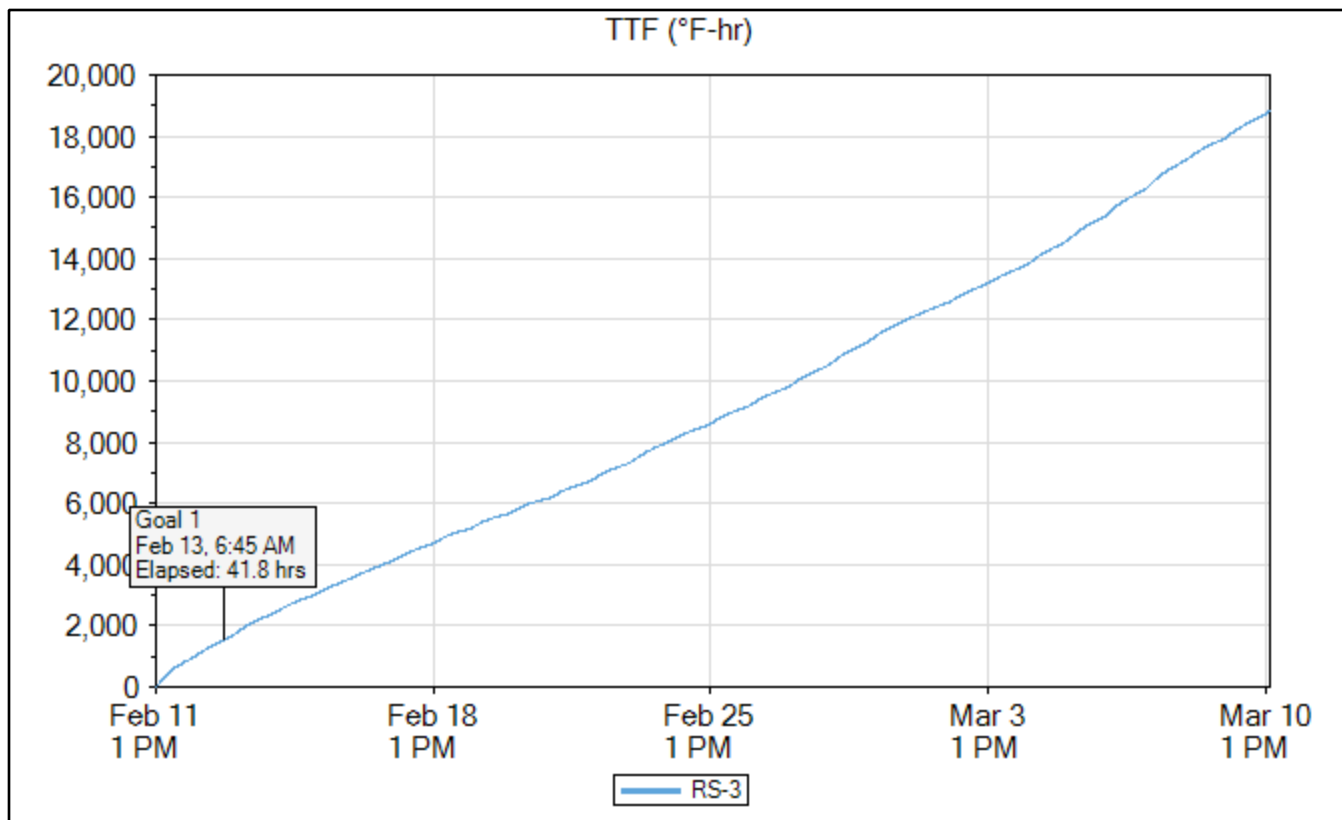
RS-3

	Time	Elapsed Time (days.hours:minutes)	Temperature (°F)	TTF (°F-hr)	Strength (psi)
Goal 1	Feb 13, 2020 06:45 AM	1.17:45	39.2	1,560	4,004
Min Temp	Feb 20, 2020 09:00 AM	8.20:00	26.6	5,642	6,085
Max Temp	Feb 11, 2020 04:15 PM	03:15	86.9	191	607
Download	Mar 10, 2020 03:30 PM	28.02:30	64.4	18,836	8,036

Name	RS-3
Serial Number	0000004DC4FE
Location	
Depth (in)	1.5
Placement Date	Feb 11, 2020 1:00 PM
Sample Interval (minutes)	15

Maturity Method	Nurse-Saul
Datum Temp (°F)	14





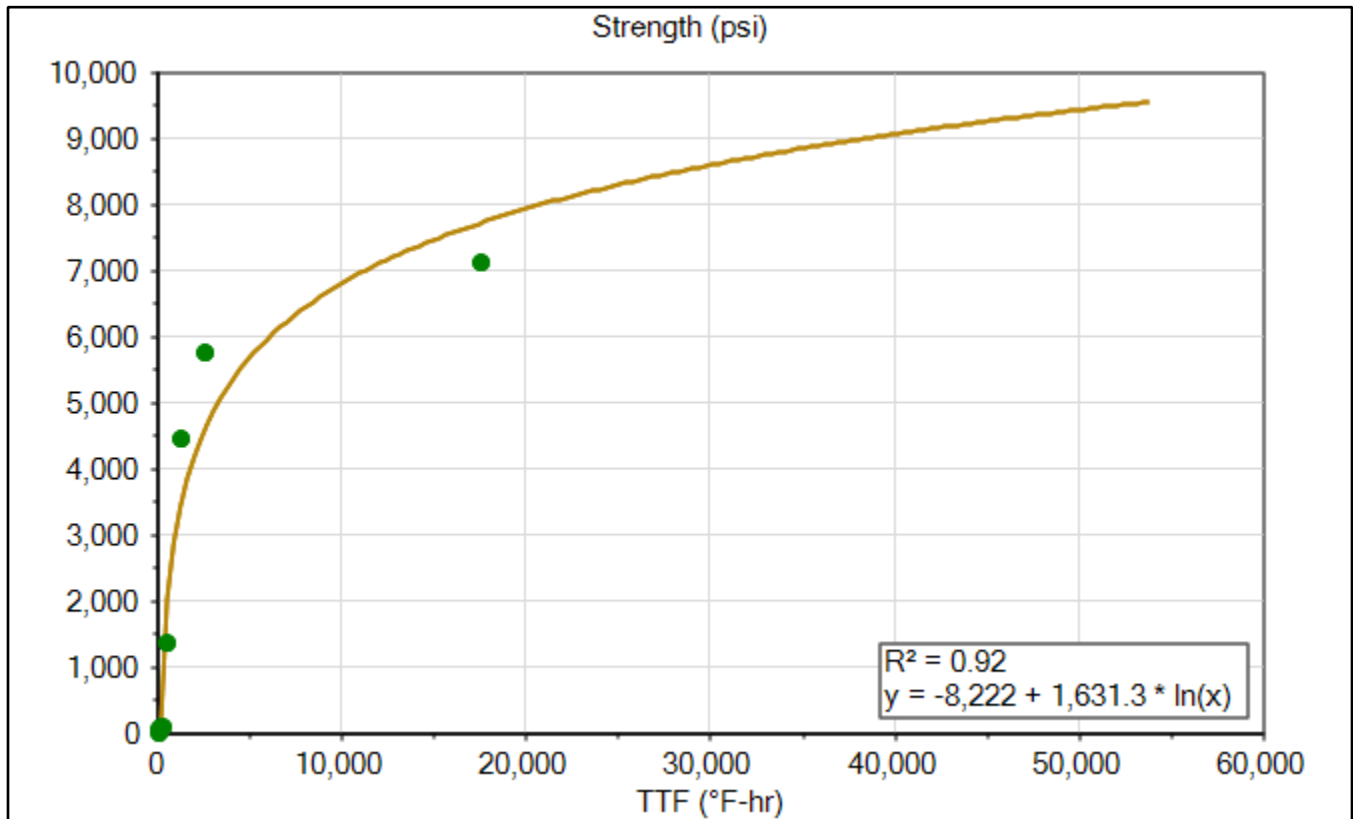
4x8 Insulated Cylinders Maturity Curve

Maturity Curve Report

Timestamp	Age (hours)	Strength (psi)	TTF (°F-hr)
Feb 11, 2020 02:33 PM	1.55	0	87
Feb 11, 2020 03:04 PM	2.083333	46	121
Feb 11, 2020 03:39 PM	2.65	59	186
Feb 11, 2020 04:07 PM	3.116667	74	209
Feb 11, 2020 04:36 PM	3.6	88	255
Feb 11, 2020 05:07 PM	4.116667	104	301
Feb 11, 2020 07:15 PM	6.25	1,363	493
Feb 12, 2020 01:07 PM	24.133333	4,457	1,307
Feb 14, 2020 01:05 PM	72.1	5,752	2,574
Mar 10, 2020 01:12 PM	672.2	7,114	17,602

Maturity Method	Nurse-Saul
Datum Temp (°F)	14

Curve-Fit Model	Ln
Intercept (psi)	-8,222
Slope	1,631.3
Equation	$y = -8,222 + 1,631.3 * \ln(x)$
R²	0.92



Signature _____

Print _____

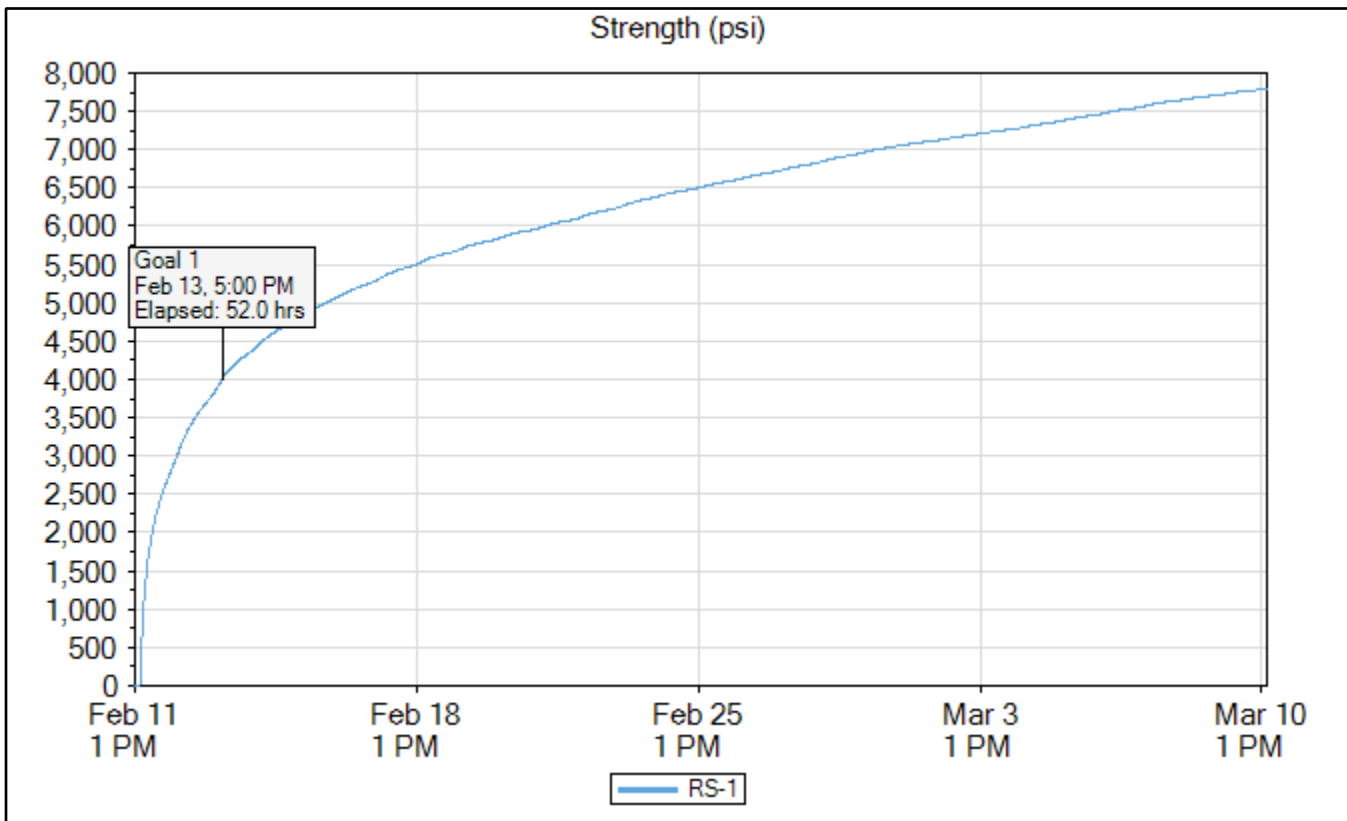
RS-1

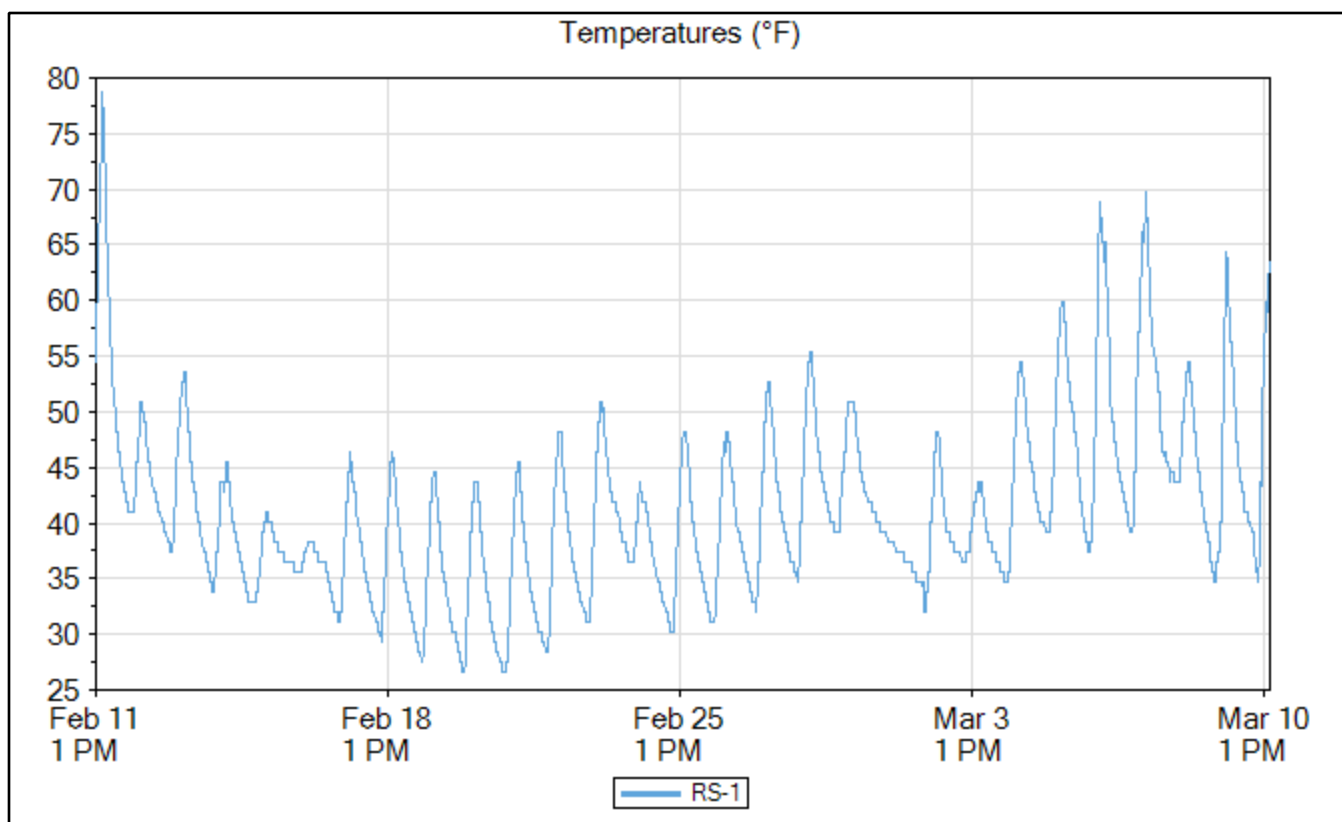
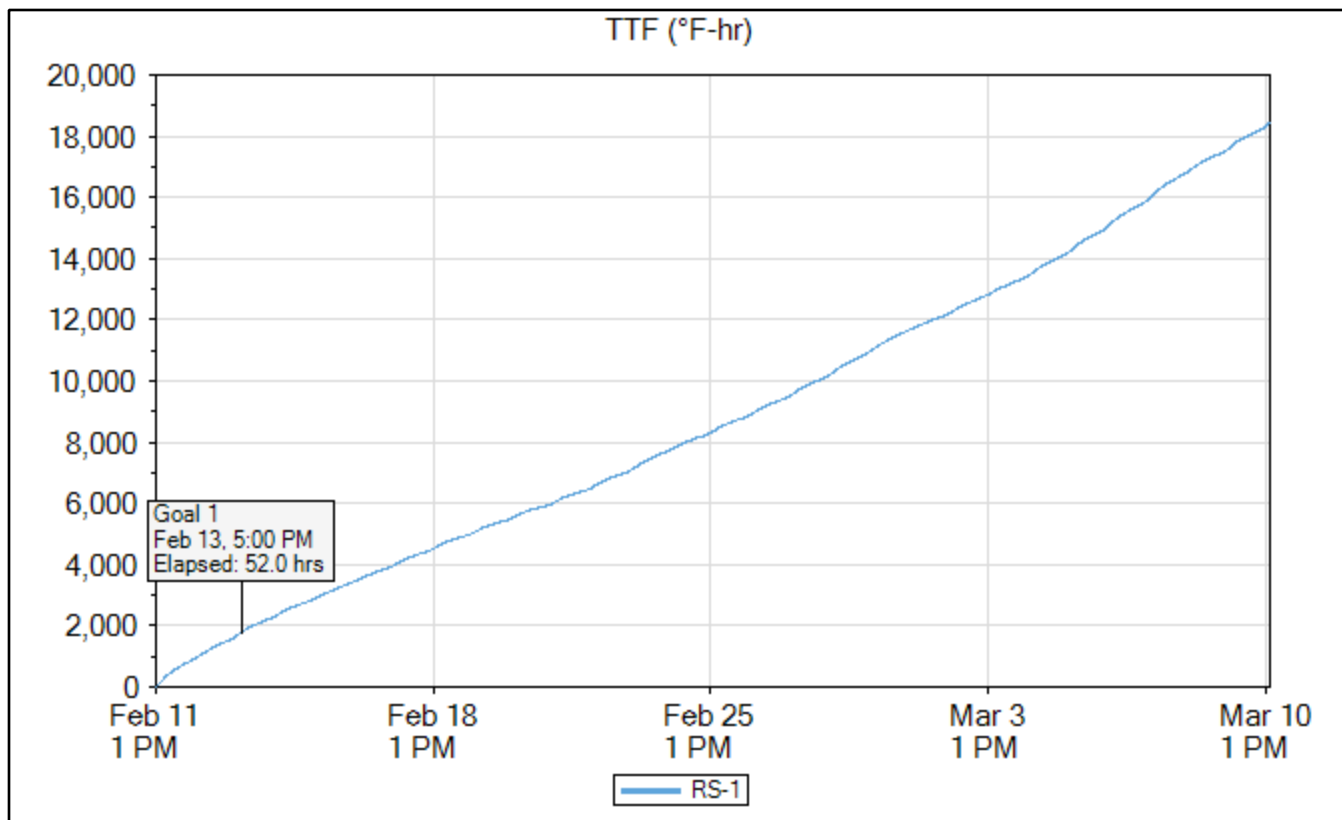
4x8 Insulated Cylinders Sensor Data

	Time	Elapsed Time (days.hours:minutes)	Temperature (°F)	TTF (°F-hr)	Strength (psi)
Goal 1	Feb 13, 2020 05:00 PM	2.04:00	51.8	1,795	4,001
Min Temp	Feb 20, 2020 08:00 AM	8.19:00	26.6	5,425	5,805
Max Temp	Feb 11, 2020 04:45 PM	03:45	78.8	205	460
Download	Mar 10, 2020 03:30 PM	28.02:30	63.5	18,413	7,799

Name	RS-1
Serial Number	0000004DC56F
Location	
Depth (in)	1.5
Placement Date	Feb 11, 2020 1:00 PM
Sample Interval (minutes)	15

Maturity Method	Nurse-Saul
Datum Temp (°F)	14



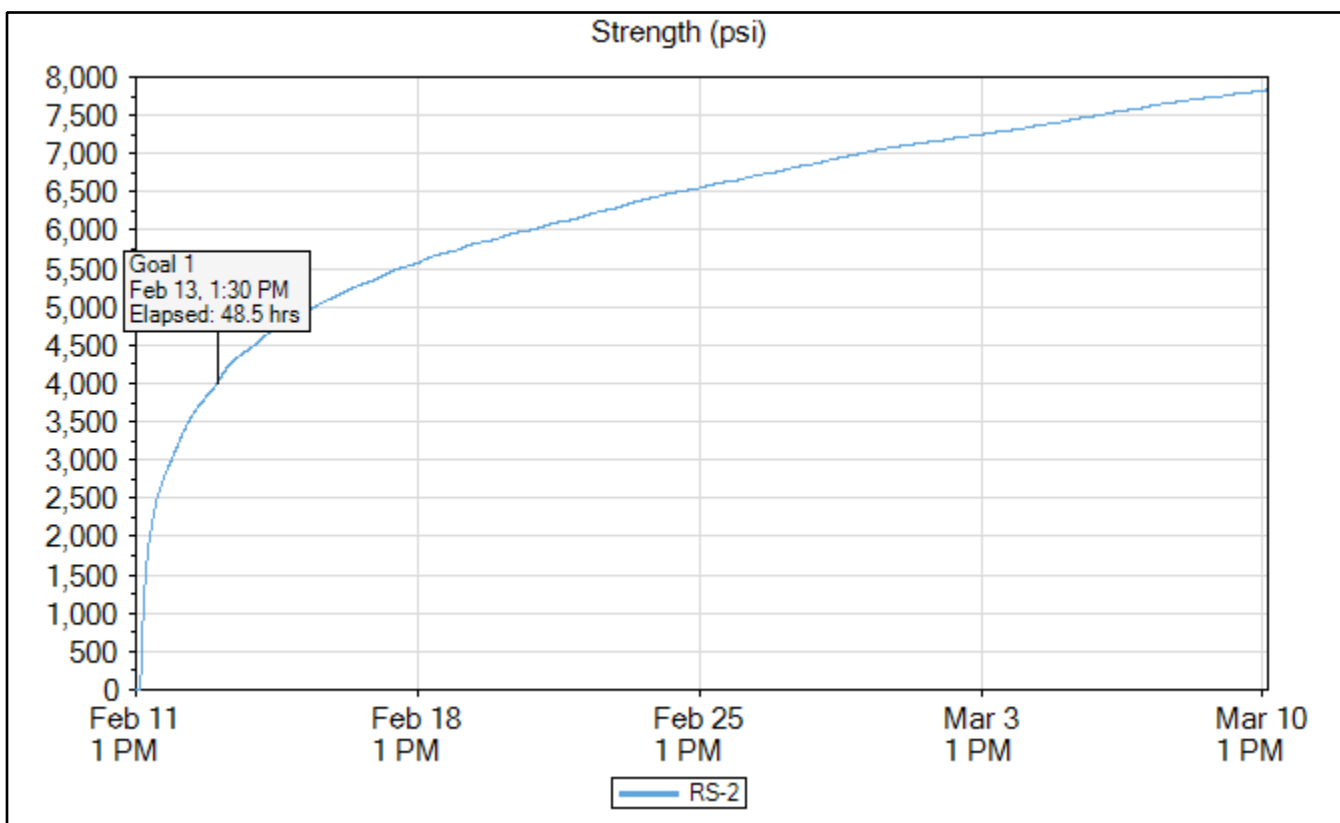


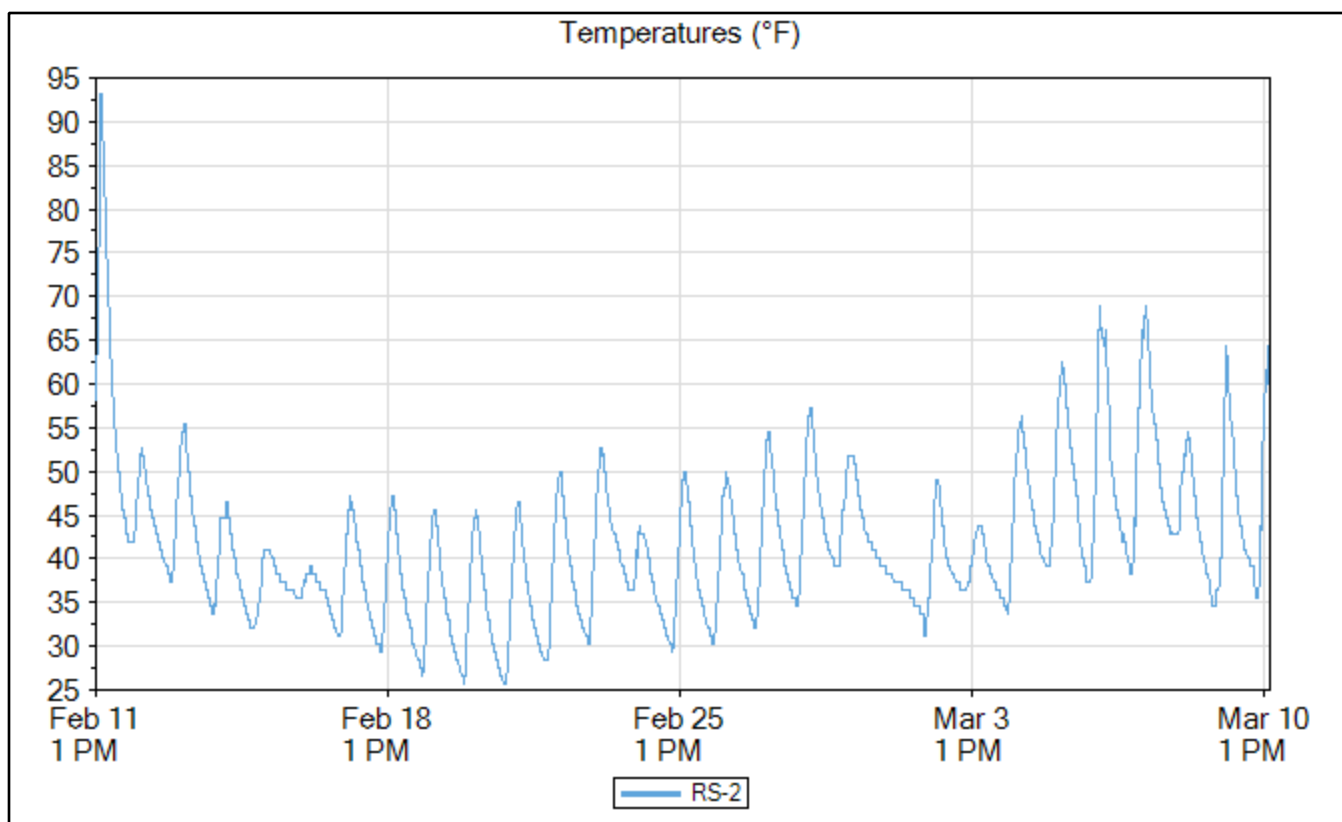
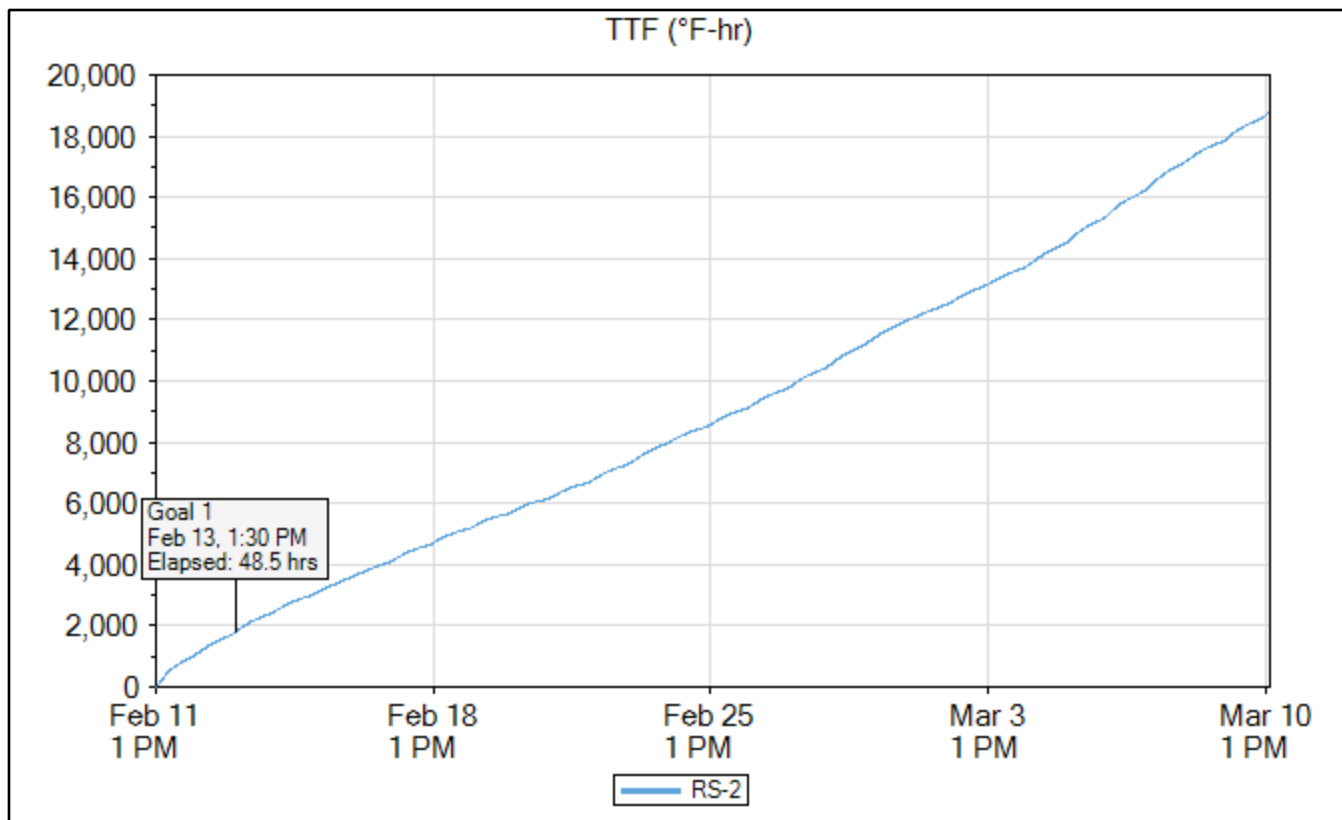
RS-2

	Time	Elapsed Time (days.hours:minutes)	Temperature (°F)	TTF (°F-hr)	Strength (psi)
Goal 1	Feb 13, 2020 01:30 PM	2.00:30	51.8	1,803	4,008
Min Temp	Feb 20, 2020 08:45 AM	8.19:45	25.7	5,639	5,868
Max Temp	Feb 11, 2020 03:45 PM	02:45	93.2	166	116
Download	Mar 10, 2020 03:15 PM	28.02:15	64.4	18,773	7,830

Name	RS-2
Serial Number	0000004DDDA0
Location	
Depth (in)	1.5
Placement Date	Feb 11, 2020 1:00 PM
Sample Interval (minutes)	15

Maturity Method	Nurse-Saul
Datum Temp (°F)	14



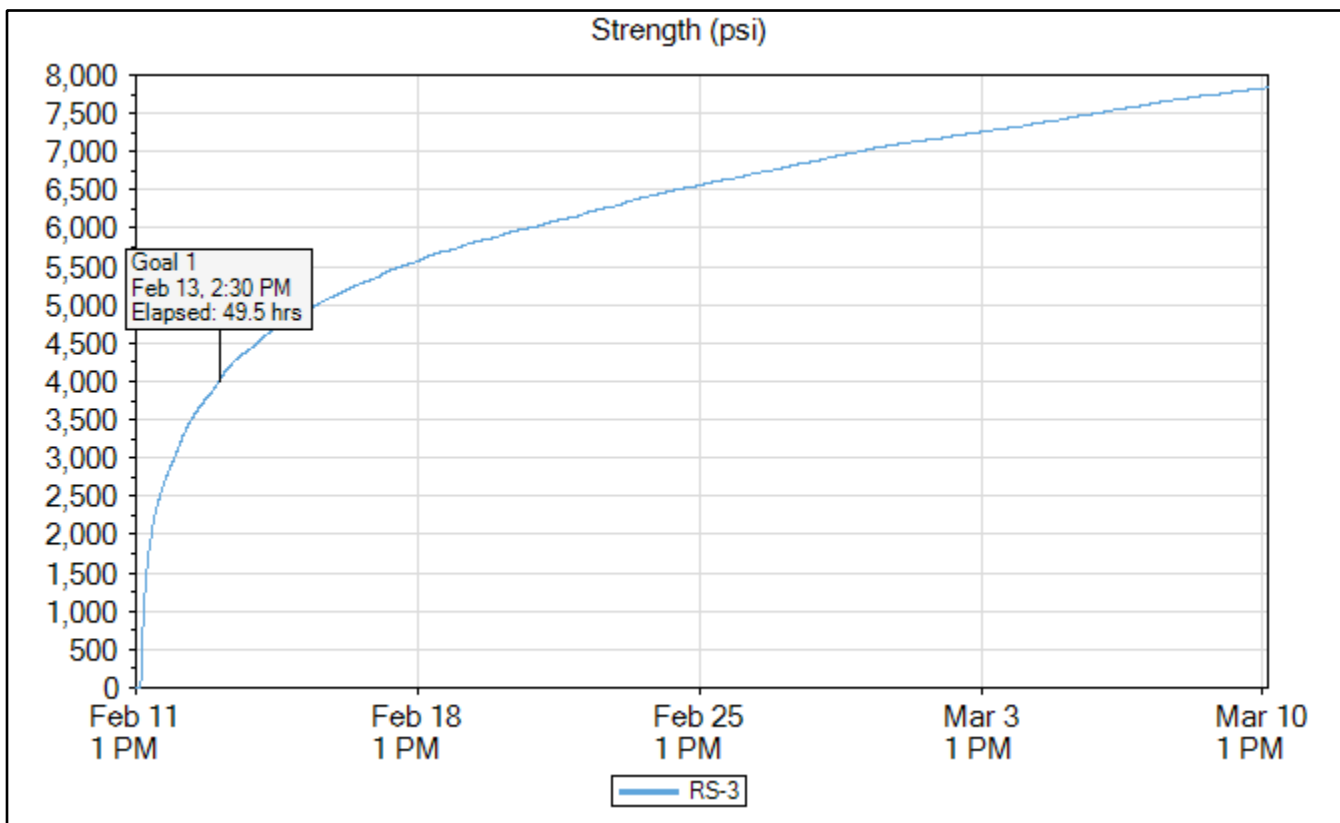


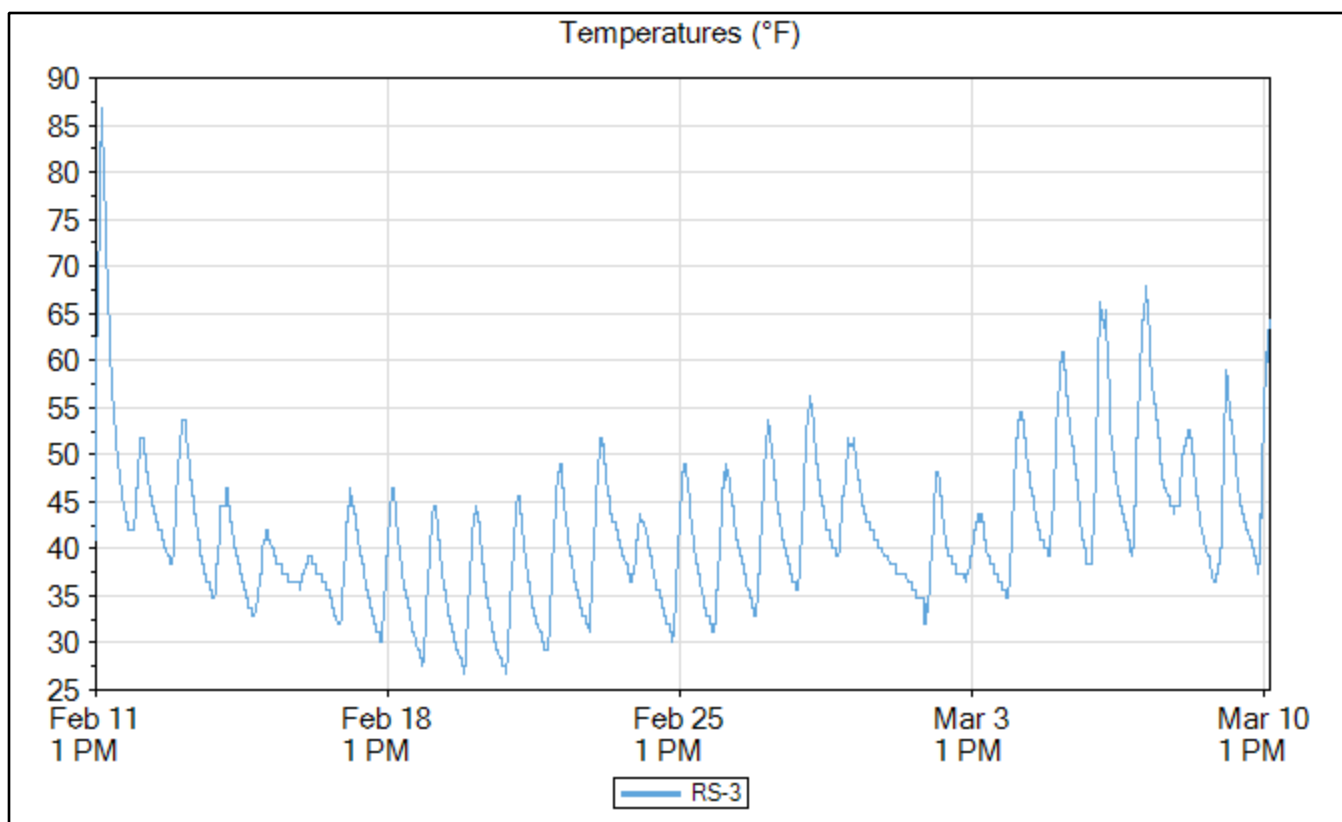
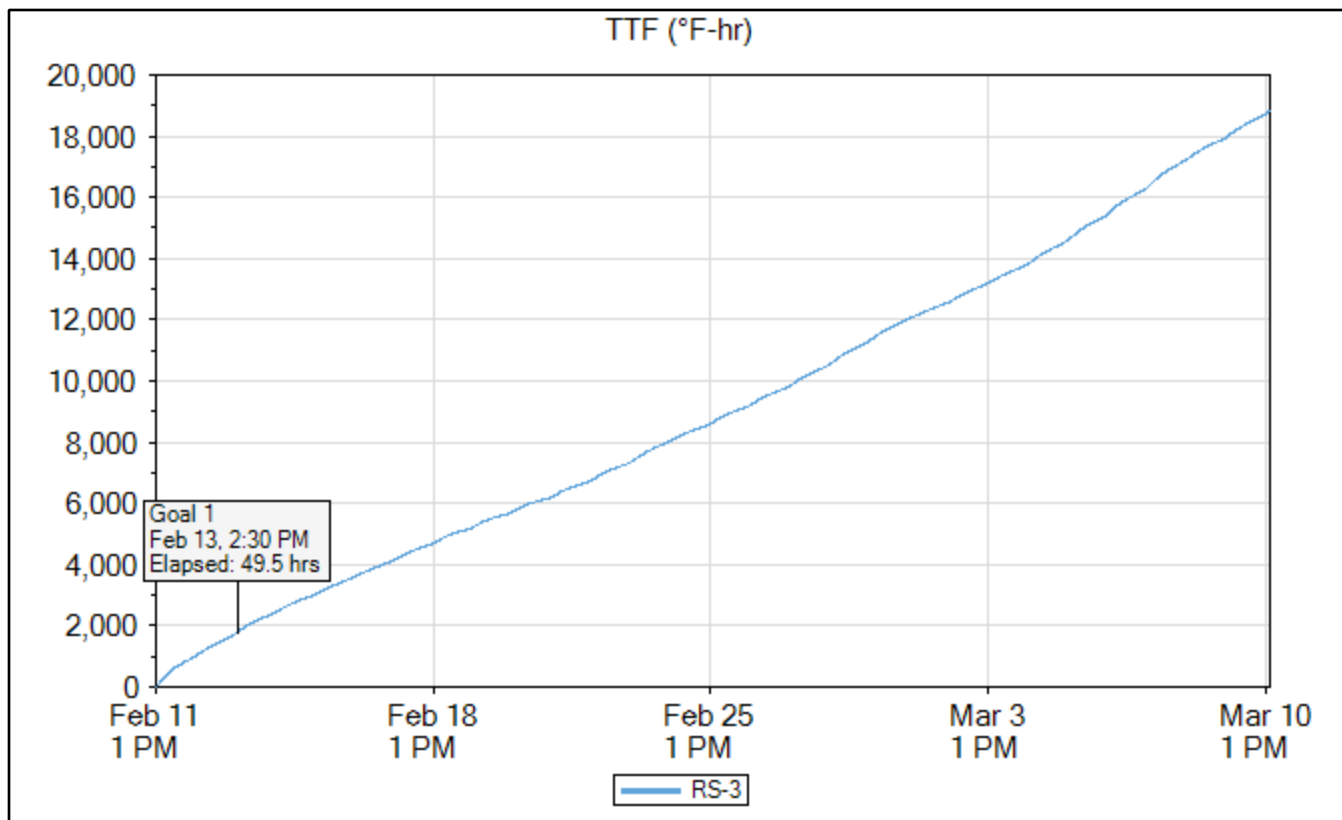
RS-3

	Time	Elapsed Time (days.hours:minutes)	Temperature (°F)	TTF (°F-hr)	Strength (psi)
Goal 1	Feb 13, 2020 02:30 PM	2.01:30	52.7	1,795	4,001
Min Temp	Feb 20, 2020 09:00 AM	8.20:00	26.6	5,642	5,869
Max Temp	Feb 11, 2020 04:15 PM	03:15	86.9	191	348
Download	Mar 10, 2020 03:30 PM	28.02:30	64.4	18,836	7,836

Name	RS-3
Serial Number	0000004DC4FE
Location	
Depth (in)	1.5
Placement Date	Feb 11, 2020 1:00 PM
Sample Interval (minutes)	15

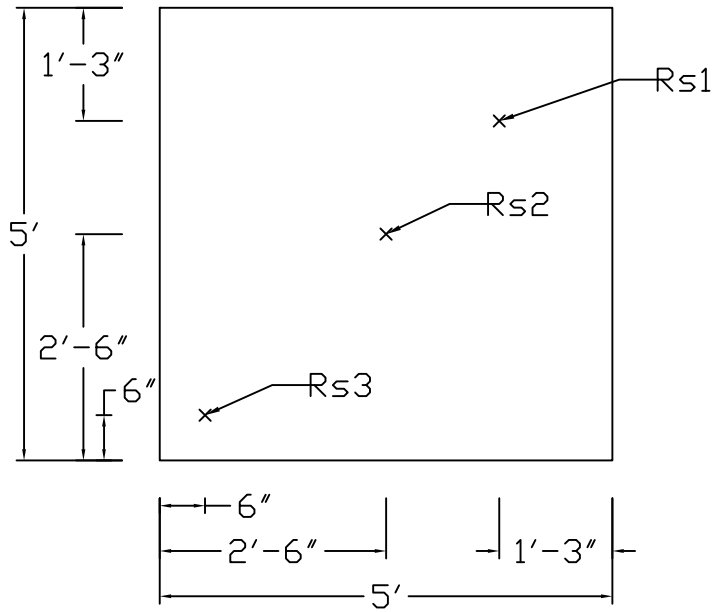
Maturity Method	Nurse-Saul
Datum Temp (°F)	14



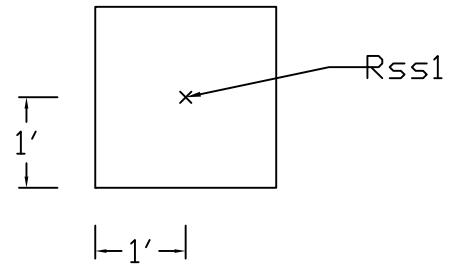


Mix C - Red 55 Degrees Group TMM Sensors Layout

Large 5'x5' Slab



Small 2'x2' Slab

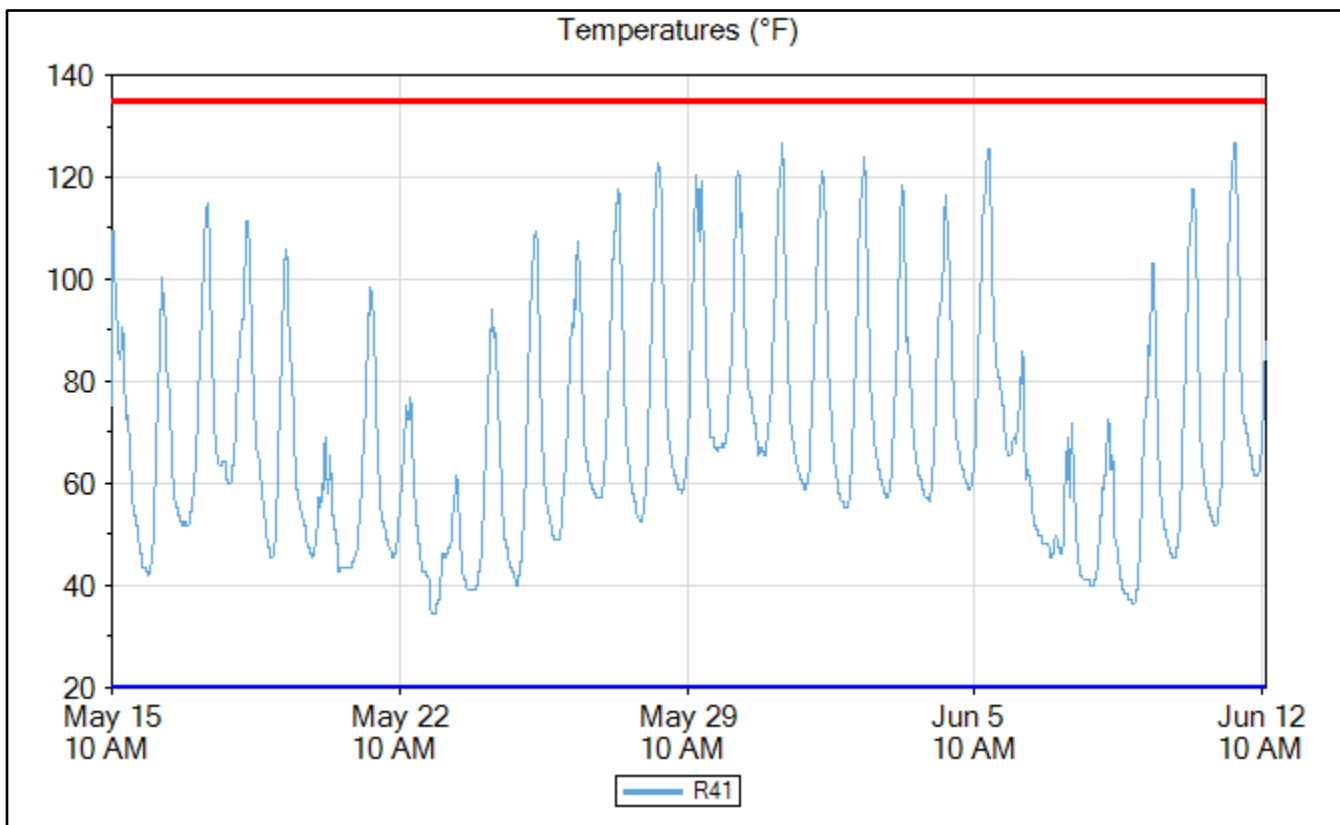


4"x8" Reference Cylinder Data

R41

	Time	Elapsed Time (days.hours:minutes)	Temperature (°F)
Min Temp	May 23, 2020 04:30 AM	7.18:30	34.7
Max Temp	May 31, 2020 05:15 PM	16.07:15	126.5
Download	Jun 12, 2020 11:45 AM	28.01:45	87.8

Name	R41
Serial Number	0000004DD25A
Location	
Depth (in)	0.0
Placement Date	May 15, 2020 10:00 AM
Sample Interval (minutes)	15

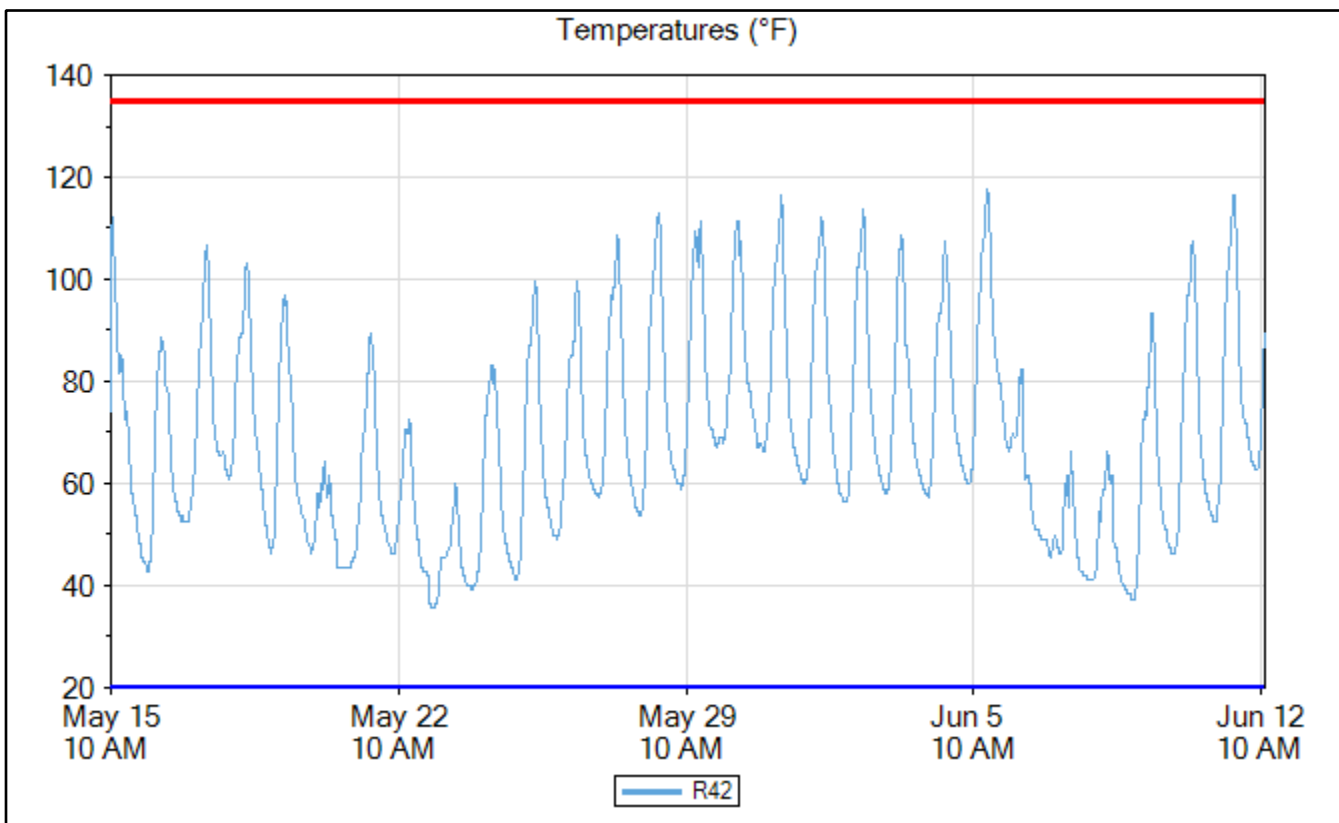


R42

4"x8" Reference Cylinder Data

	Time	Elapsed Time (days.hours:minutes)	Temperature (°F)
Min Temp	May 23, 2020 04:45 AM	7.18:45	35.6
Max Temp	Jun 05, 2020 06:00 PM	21.08:00	117.5
Download	Jun 12, 2020 11:45 AM	28.01:45	89.6

Name	R42
Serial Number	0000004DDEA4
Location	
Depth (in)	0.0
Placement Date	May 15, 2020 10:00 AM
Sample Interval (minutes)	15

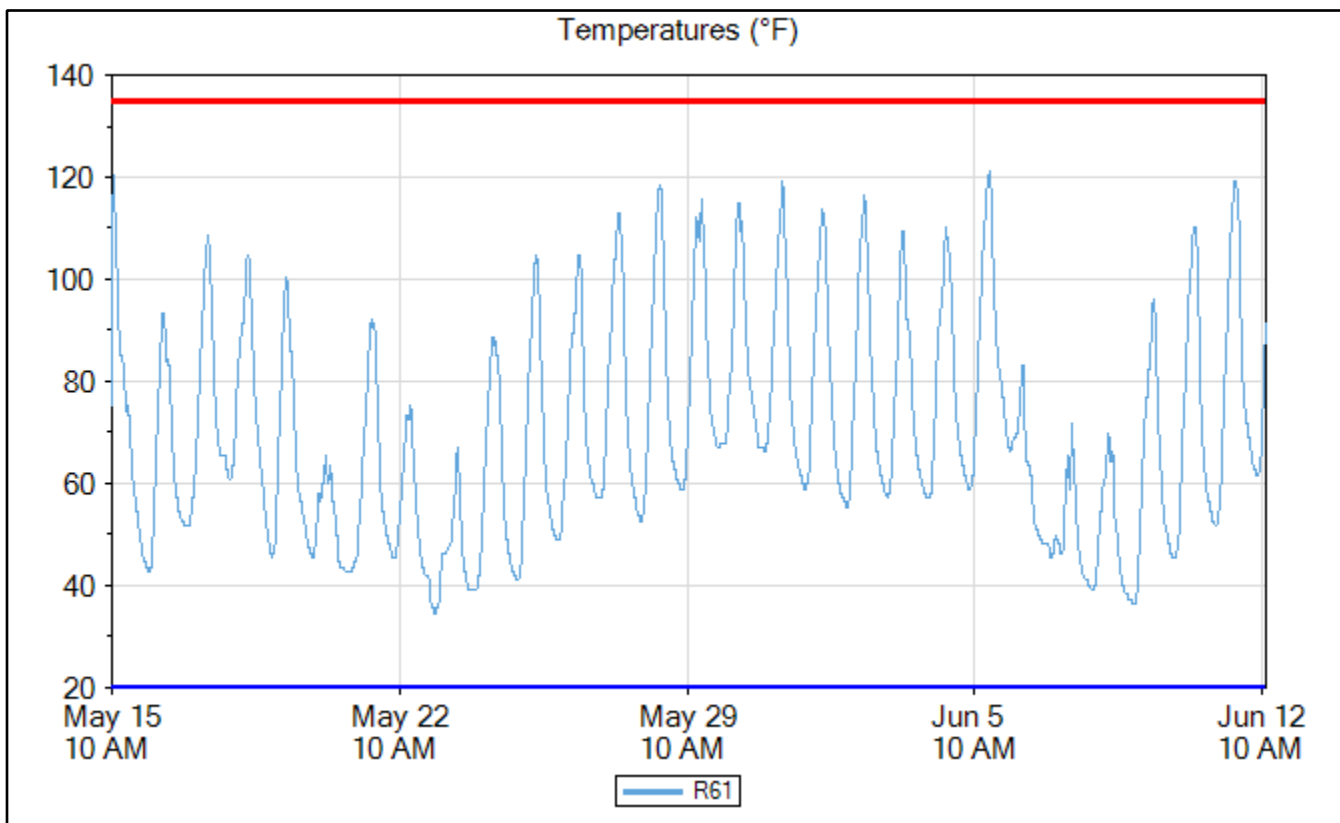


6"x12" Reference Cylinder Data

R61

	Time	Elapsed Time (days.hours:minutes)	Temperature (°F)
Min Temp	May 23, 2020 06:15 AM	7.20:15	34.7
Max Temp	Jun 05, 2020 06:15 PM	21.08:15	121.1
Download	Jun 12, 2020 11:45 AM	28.01:45	91.4

Name	R61
Serial Number	0000004DCAF8
Location	
Depth (in)	0.0
Placement Date	May 15, 2020 10:00 AM
Sample Interval (minutes)	15

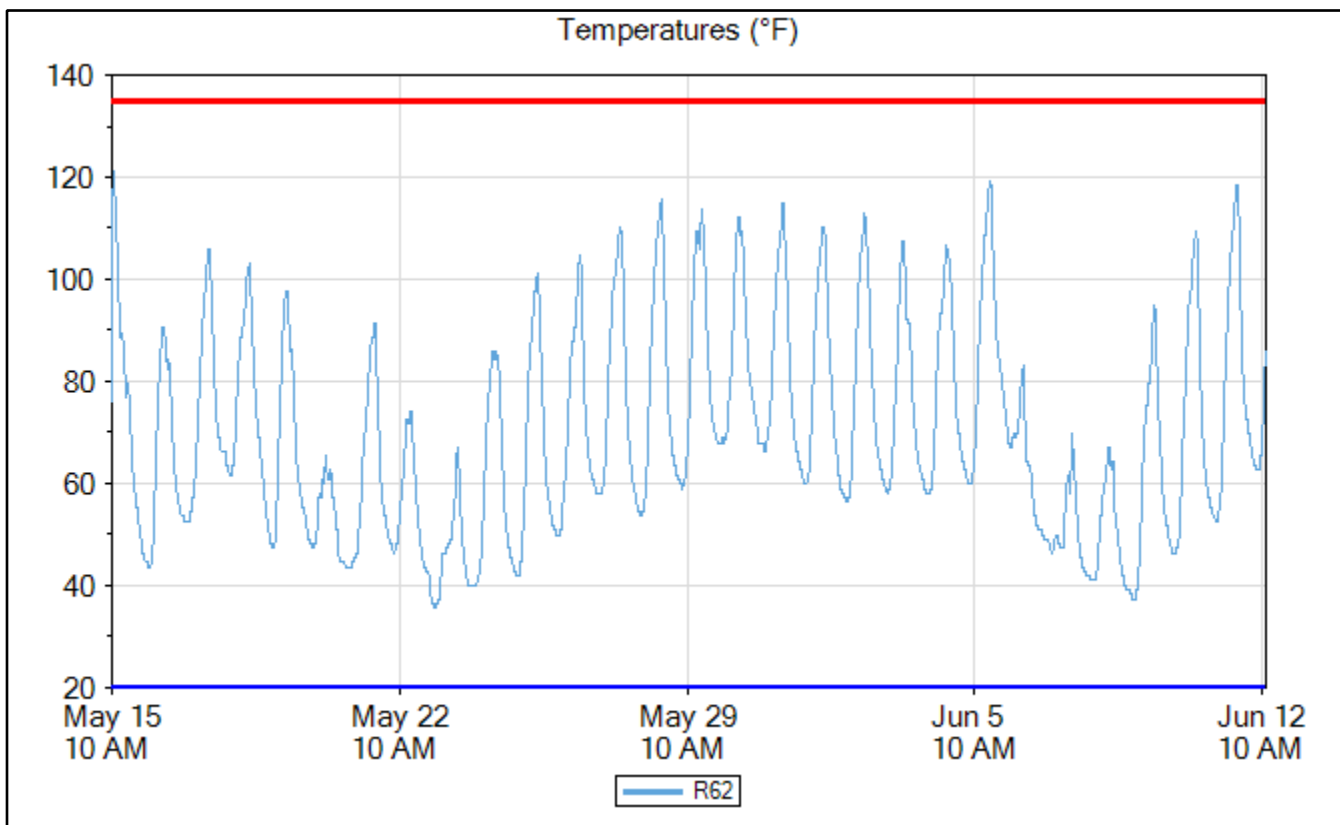


I6"x12" Reference Cylinder Data

R62

	Time	Elapsed Time (days.hours:minutes)	Temperature (°F)
Min Temp	May 23, 2020 06:15 AM	7.20:15	35.6
Max Temp	May 15, 2020 11:00 AM	01:00	121.1
Download	Jun 12, 2020 11:45 AM	28.01:45	86.0

Name	R62
Serial Number	0000004DB717
Location	
Depth (in)	0.0
Placement Date	May 15, 2020 10:00 AM
Sample Interval (minutes)	15

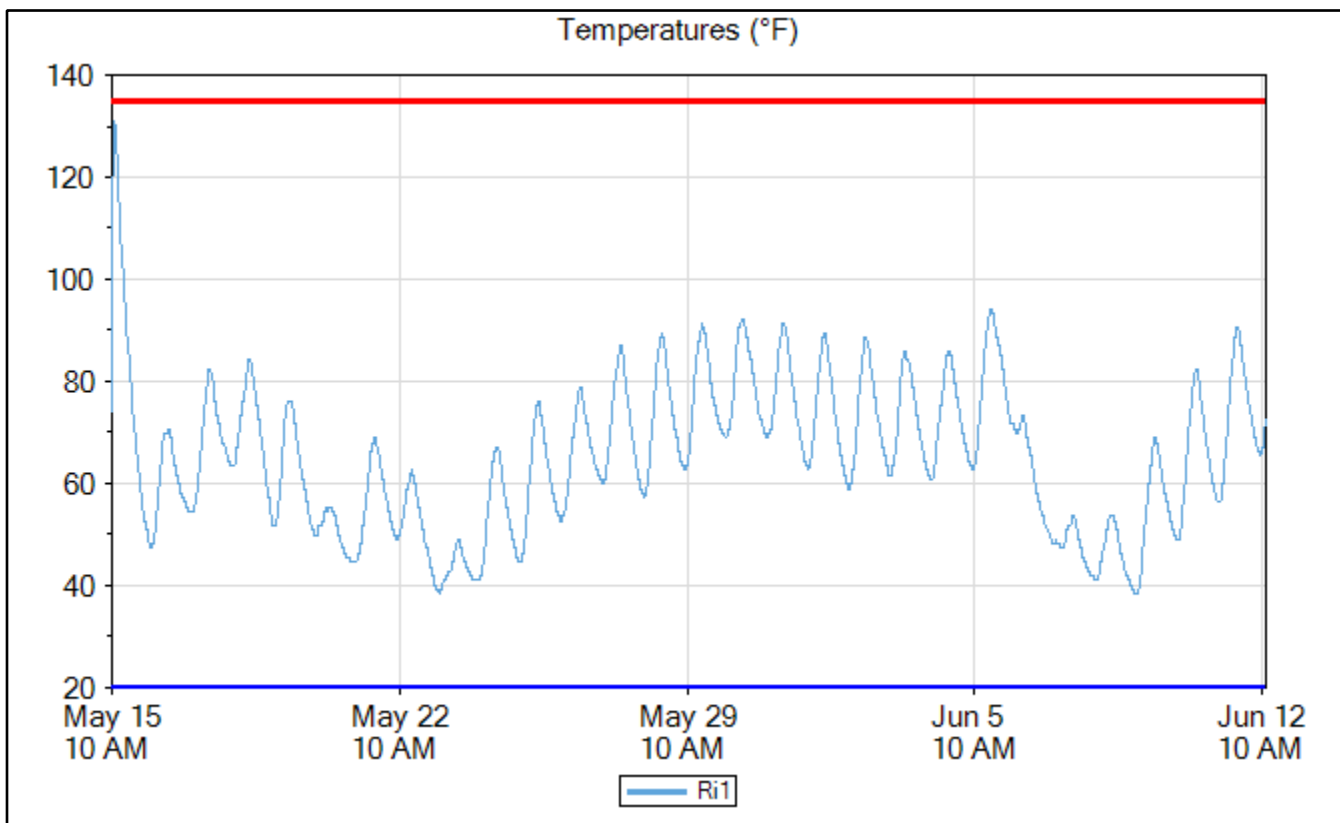


Insulated 4"x8" Reference Cylinder Data

Ri1

	Time	Elapsed Time (days.hours:minutes)	Temperature (°F)
Min Temp	May 23, 2020 09:00 AM	7.23:00	38.3
Max Temp	May 15, 2020 11:30 AM	01:30	131.0
Download	Jun 12, 2020 11:45 AM	28.01:45	72.5

Name	Ri1
Serial Number	0000004DE155
Location	
Depth (in)	0.0
Placement Date	May 15, 2020 10:00 AM
Sample Interval (minutes)	15

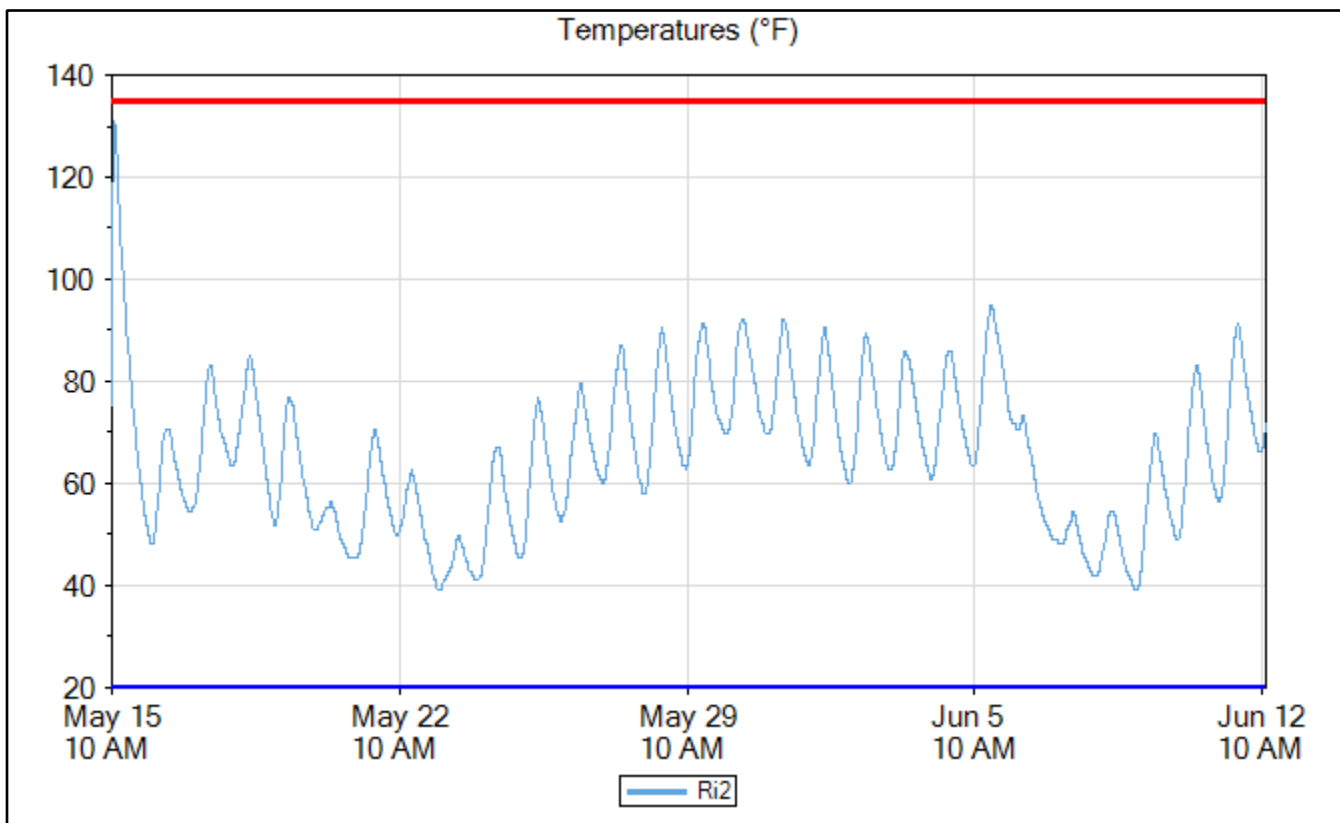


Insulated 4"x8" Reference Cylinder Data

Ri2

	Time	Elapsed Time (days.hours:minutes)	Temperature (°F)
Min Temp	May 23, 2020 08:00 AM	7.22:00	39.2
Max Temp	May 15, 2020 11:30 AM	01:30	131.0
Download	Jun 12, 2020 11:45 AM	28.01:45	71.6

Name	Ri2
Serial Number	0000004DC964
Location	
Depth (in)	0.0
Placement Date	May 15, 2020 10:00 AM
Sample Interval (minutes)	15



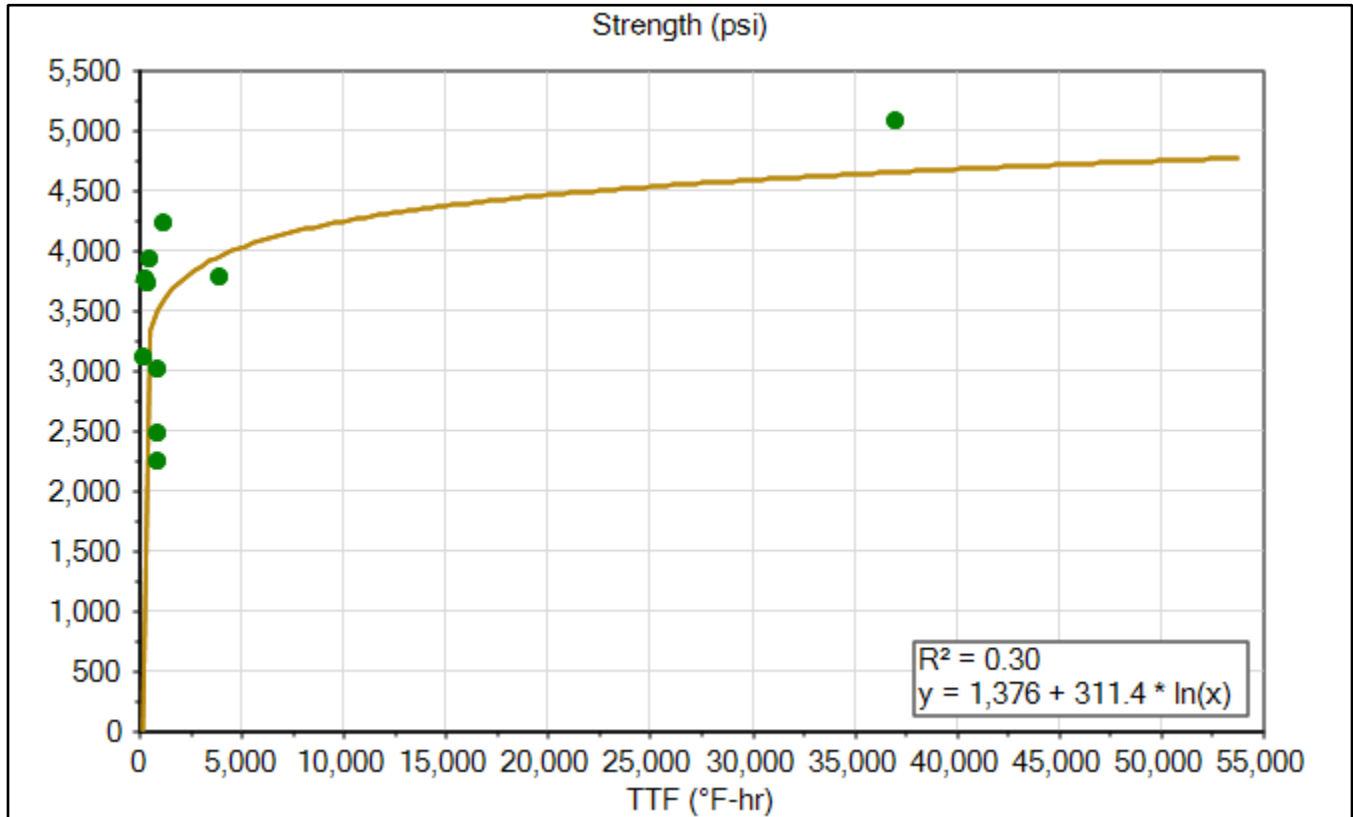
4x8 Cylinders Maturity Curve

Maturity Curve Report

Timestamp	Age (hours)	Strength (psi)	TTF (°F-hr)
May 15, 2020 10:56 PM	12.93333	2,243	871
May 15, 2020 11:21 PM	13.35	2,483	881
May 15, 2020 11:58 PM	13.96667	3,014	911
May 15, 2020 12:42 PM	2.7	3,109	242
May 15, 2020 01:34 PM	3.566667	3,762	300
May 15, 2020 02:27 PM	4.45	3,739	372
May 15, 2020 03:34 PM	5.566667	3,930	442
May 16, 2020 09:21 AM	23.35	4,231	1,208
May 18, 2020 09:42 AM	71.7	3,788	3,963
Jun 12, 2020 09:19 AM	671.3167	5,090	37,020

Maturity Method	Nurse-Saul
Datum Temp (°F)	14

Curve-Fit Model	Ln
Intercept (psi)	1,376
Slope	311.4
Equation	$y = 1,376 + 311.4 * \ln(x)$
R²	0.30



Signature _____

Print _____

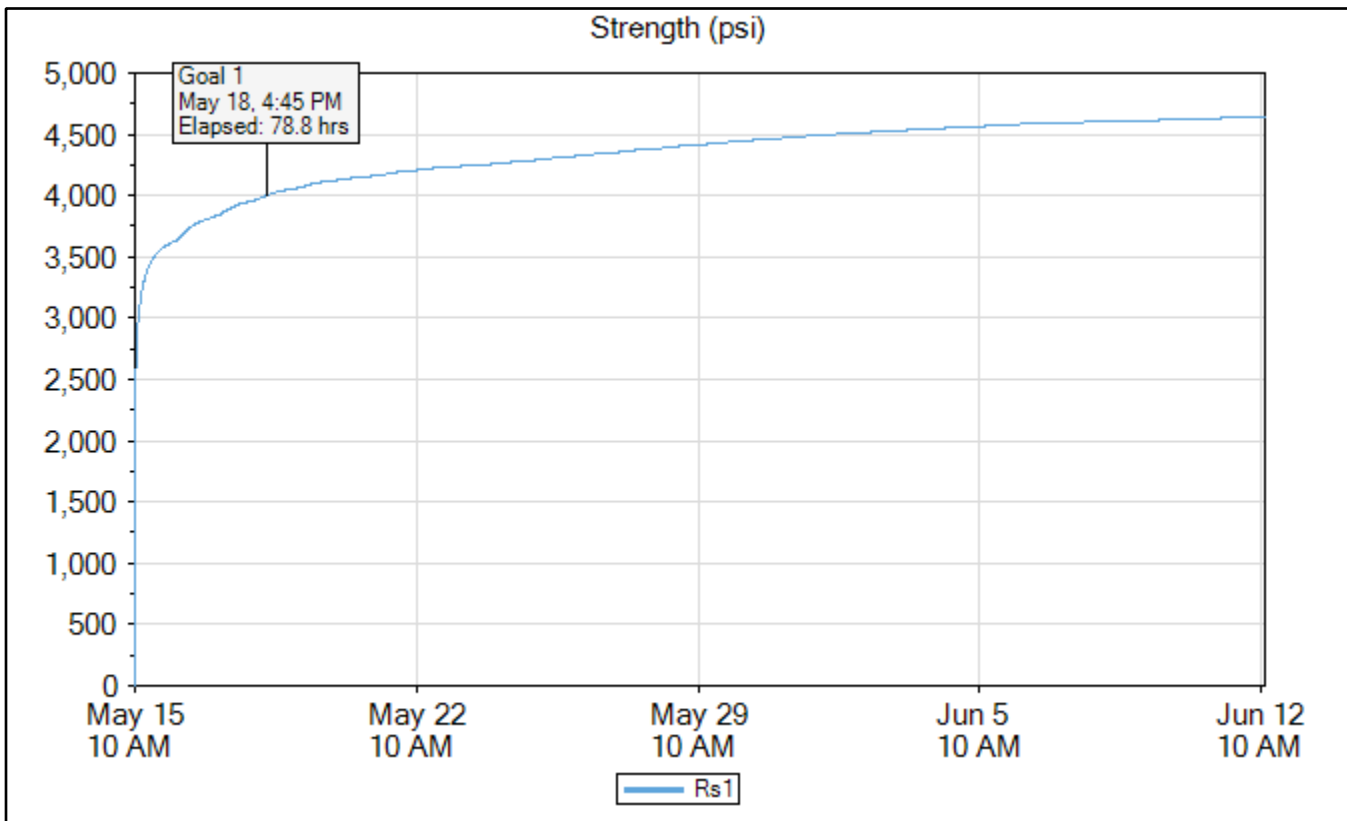
Rs1

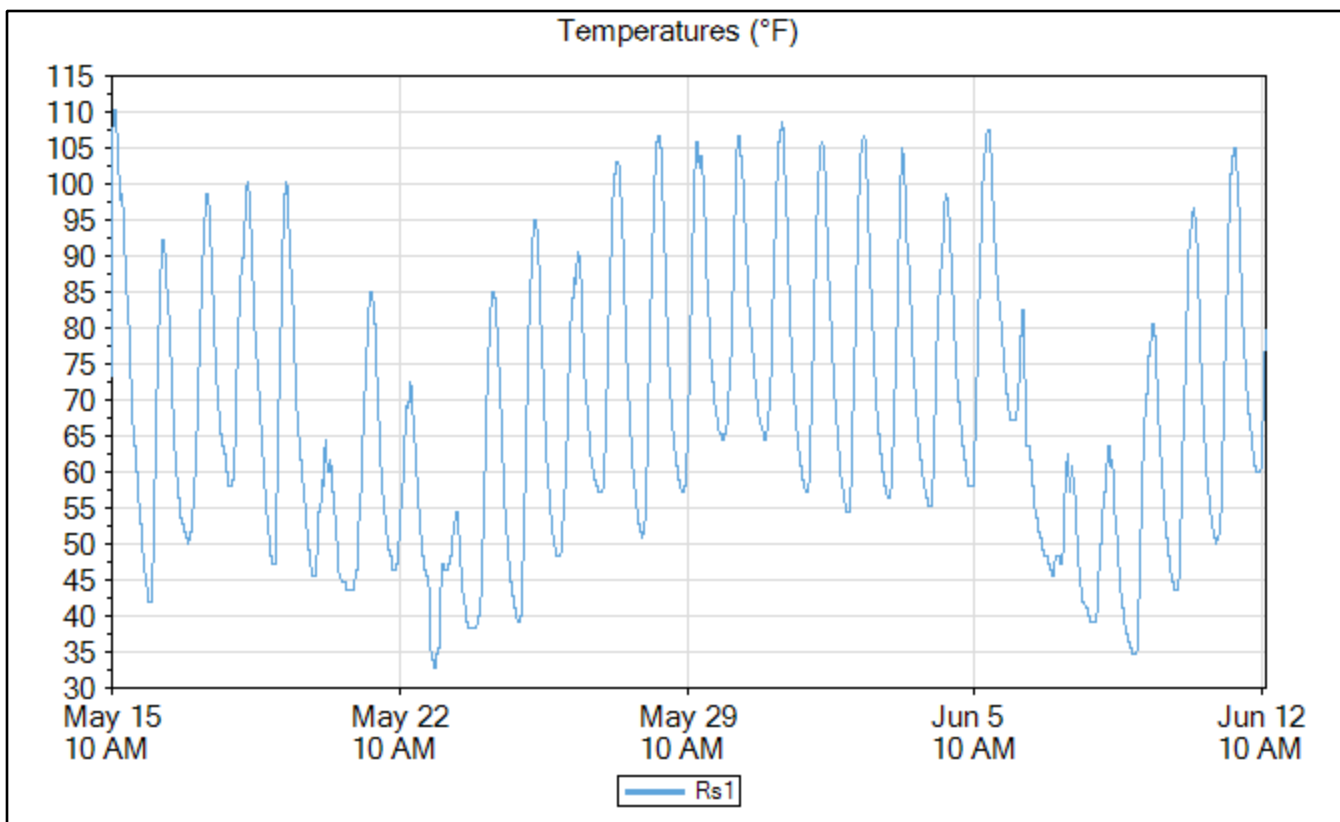
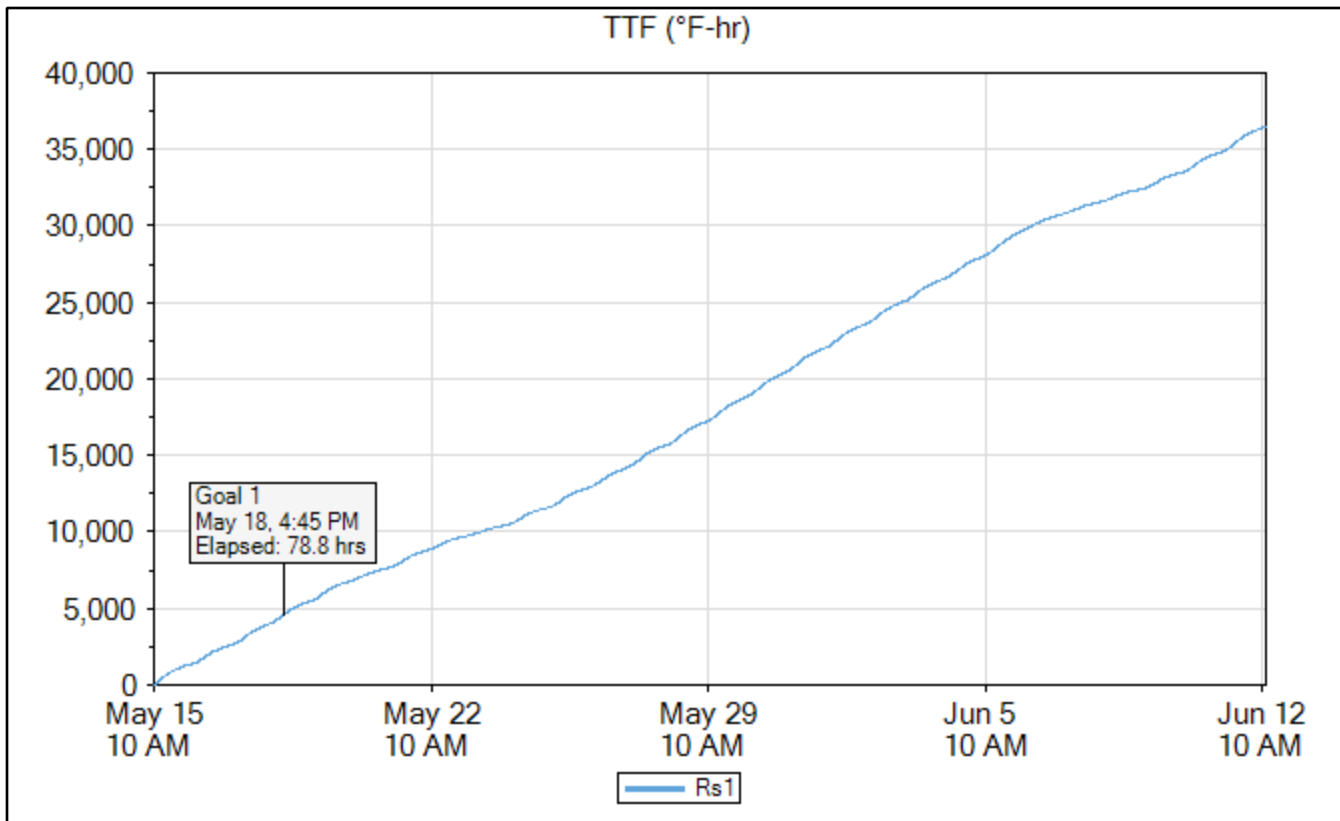
4x8 Cylinders Sensor Data

	Time	Elapsed Time (days.hours:minutes)	Temperature (°F)	TTF (°F-hr)	Strength (psi)
Goal 1	May 18, 2020 04:45 PM	3.06:45	99.5	4,584	4,001
Min Temp	May 23, 2020 05:45 AM	7.19:45	32.9	9,704	4,234
Max Temp	May 15, 2020 11:45 AM	01:45	110.3	159	2,954
Download	Jun 12, 2020 11:45 AM	28.01:45	79.7	36,535	4,647

Name	Rs1
Serial Number	0000004DD738
Location	
Depth (in)	0.0
Placement Date	May 15, 2020 10:00 AM
Sample Interval (minutes)	15

Maturity Method	Nurse-Saul
Datum Temp (°F)	14



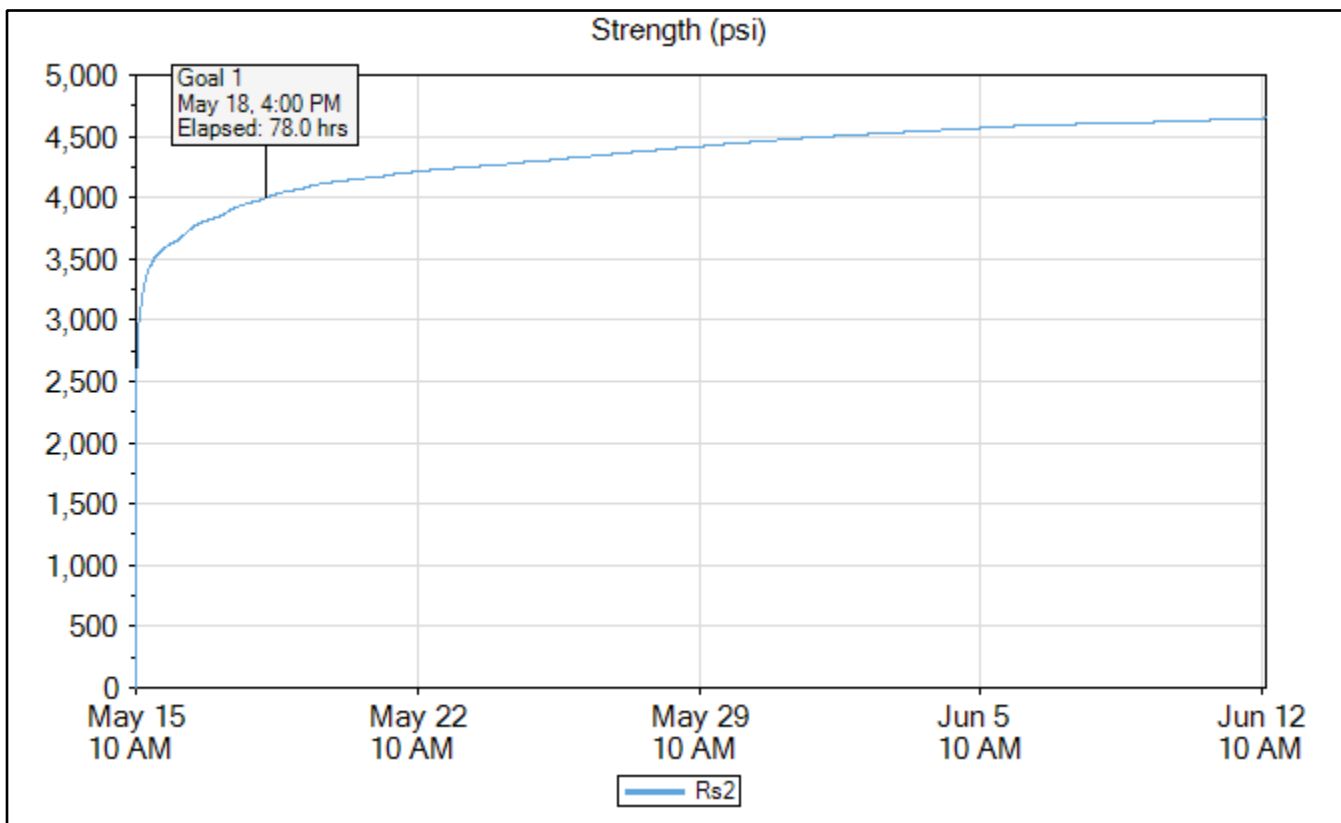


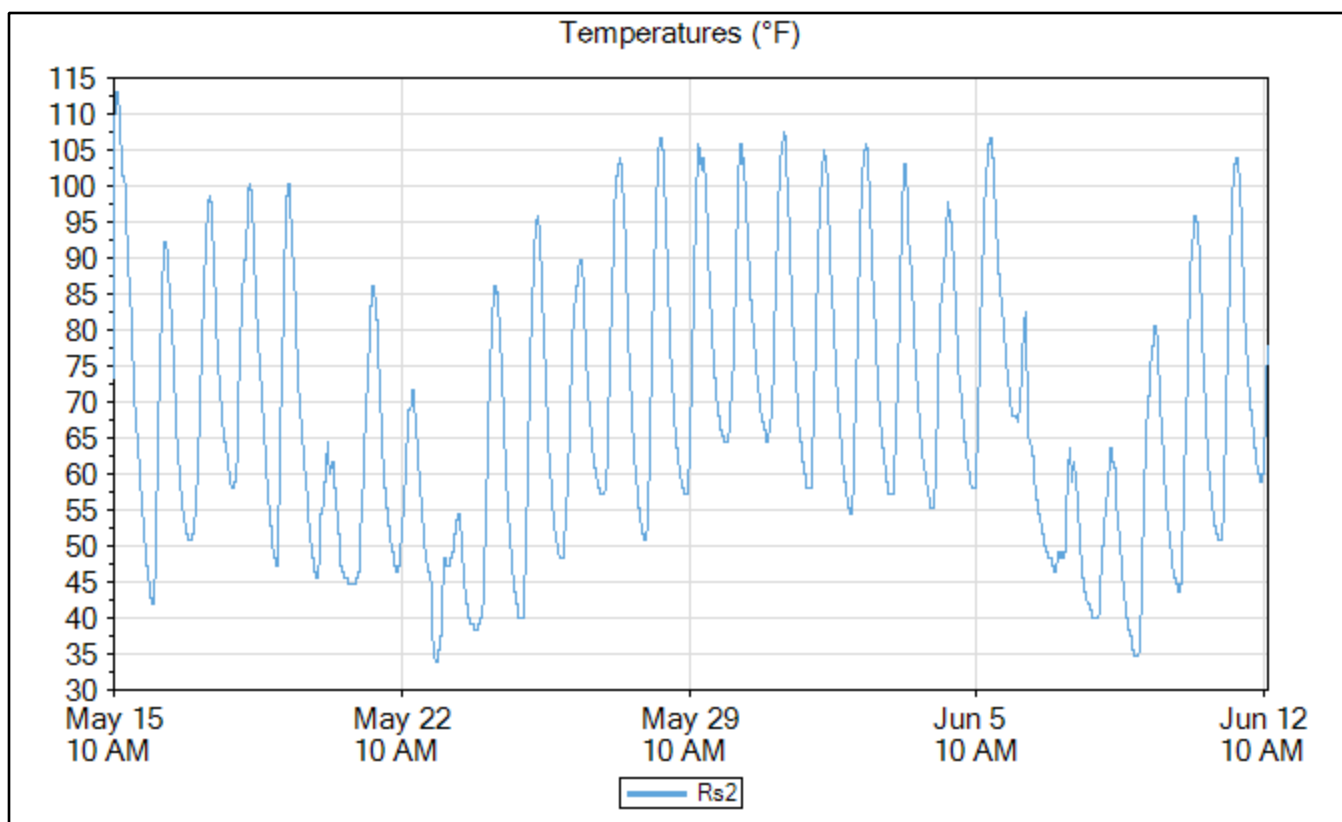
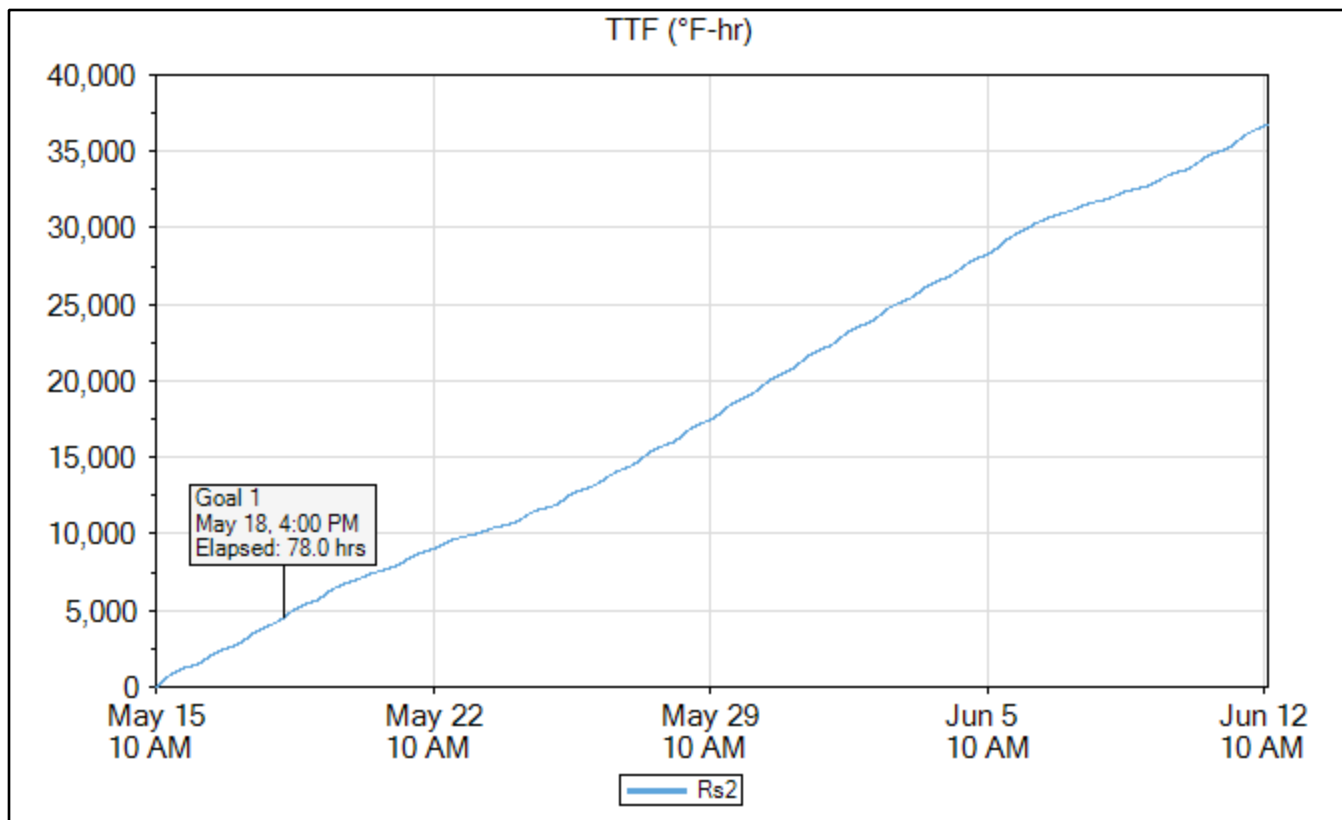
Rs2

	Time	Elapsed Time (days.hours:minutes)	Temperature (°F)	TTF (°F-hr)	Strength (psi)
Goal 1	May 18, 2020 04:00 PM	3.06:00	96.8	4,581	4,001
Min Temp	May 23, 2020 05:30 AM	7.19:30	33.8	9,846	4,239
Max Temp	May 15, 2020 11:30 AM	01:30	113.0	138	2,910
Download	Jun 12, 2020 11:45 AM	28.01:45	77.9	36,781	4,649

Name	Rs2
Serial Number	0000004DB140
Location	
Depth (in)	0.0
Placement Date	May 15, 2020 10:00 AM
Sample Interval (minutes)	15

Maturity Method	Nurse-Saul
Datum Temp (°F)	14



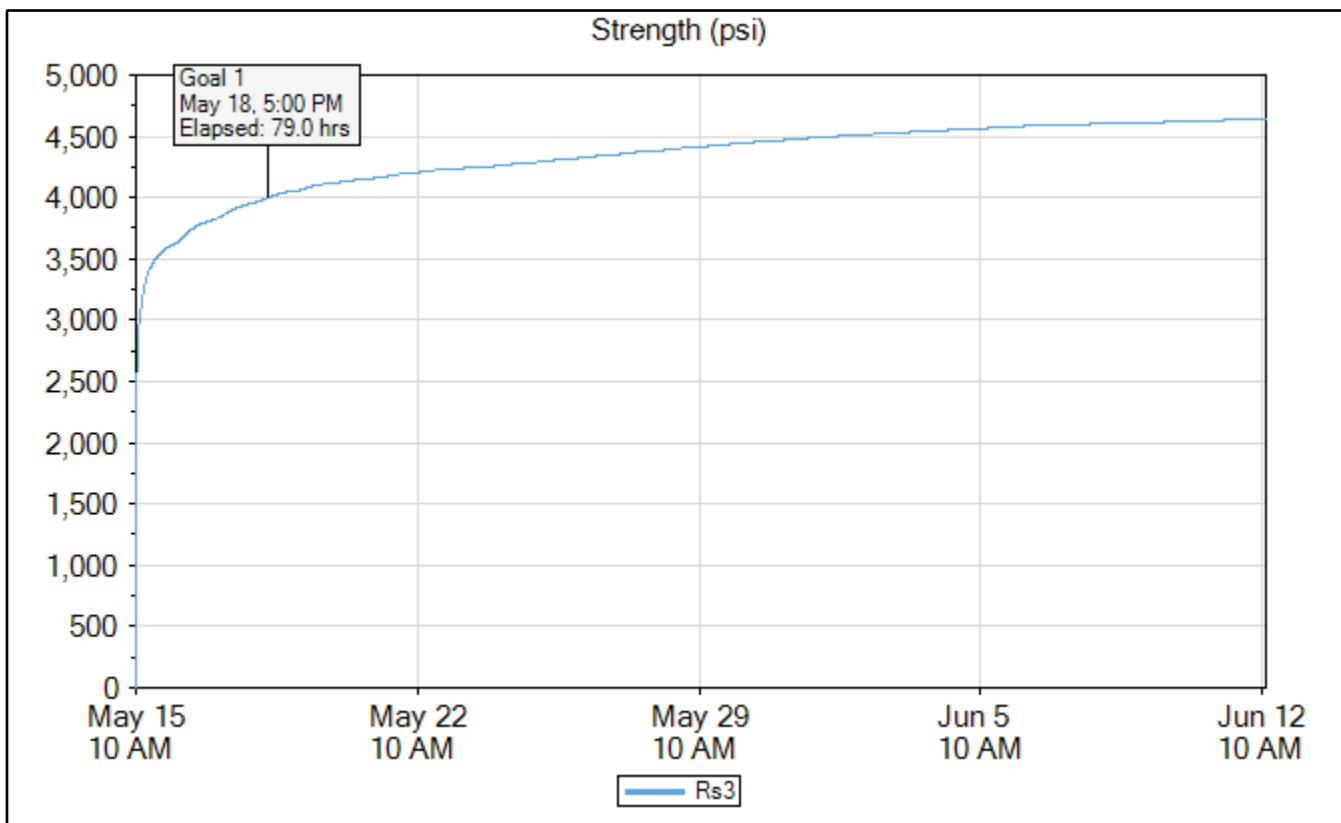


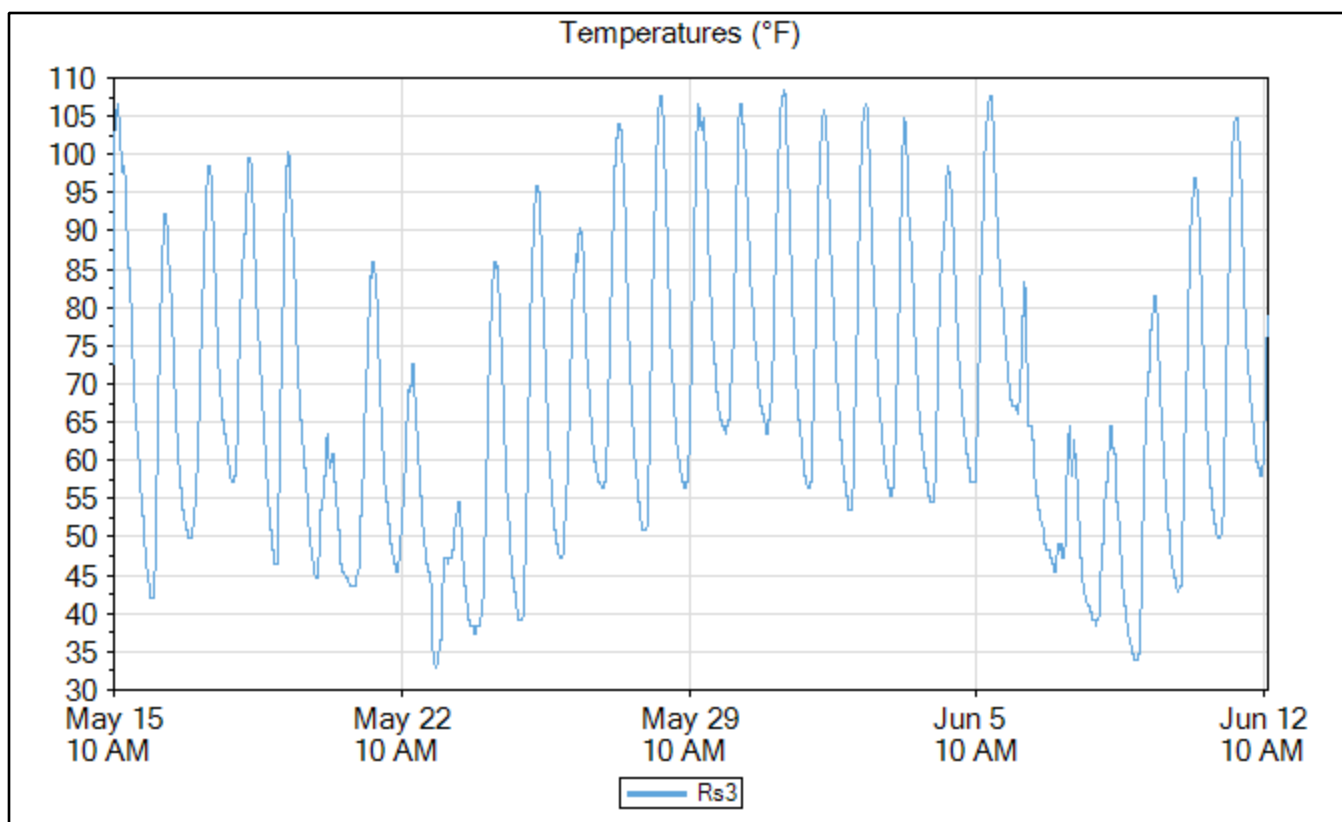
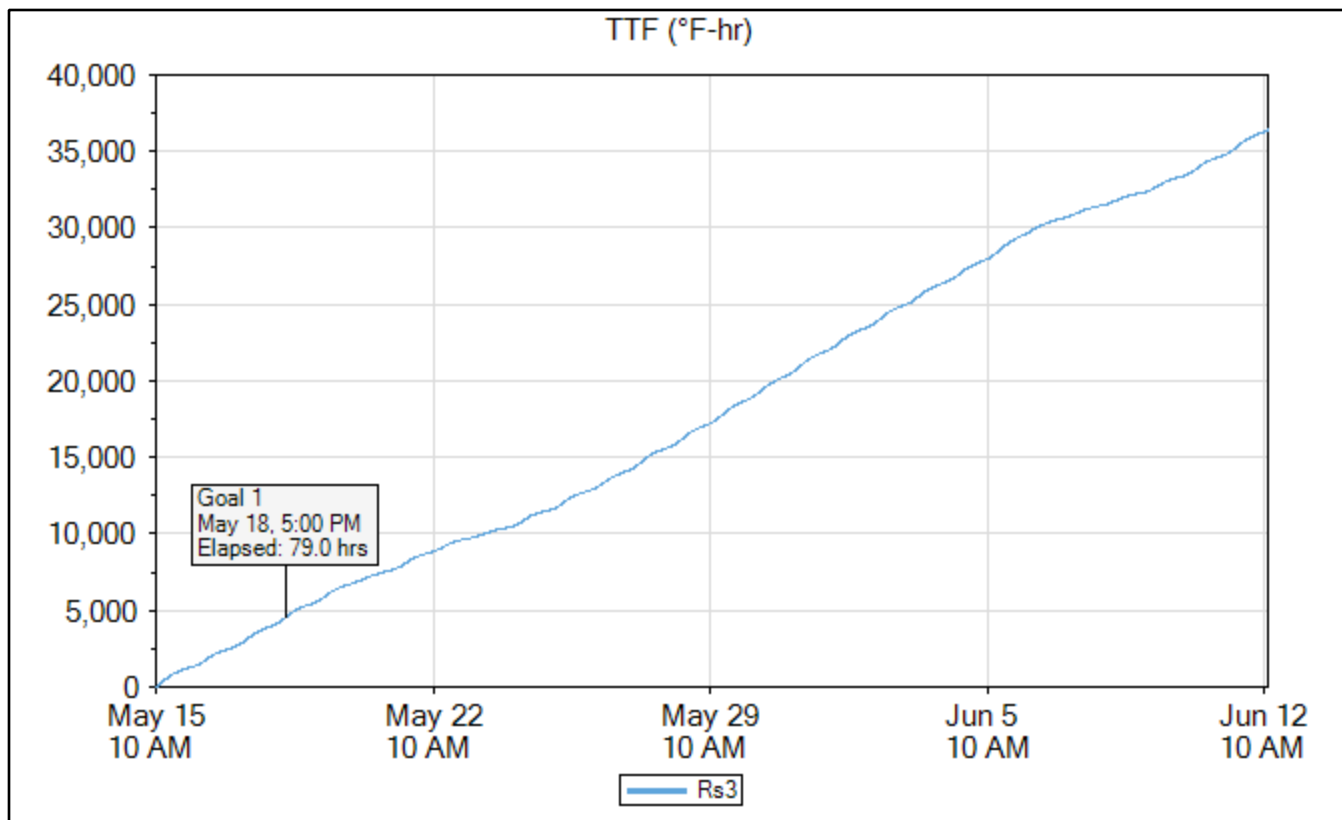
Rs3

	Time	Elapsed Time (days.hours:minutes)	Temperature (°F)	TTF (°F-hr)	Strength (psi)
Goal 1	May 18, 2020 05:00 PM	3.07:00	99.5	4,579	4,000
Min Temp	May 23, 2020 05:30 AM	7.19:30	32.9	9,669	4,233
Max Temp	May 31, 2020 05:00 PM	16.07:00	108.5	21,016	4,475
Download	Jun 12, 2020 11:45 AM	28.01:45	78.8	36,421	4,646

Name	Rs3
Serial Number	0000004DE12B
Location	
Depth (in)	0.0
Placement Date	May 15, 2020 10:00 AM
Sample Interval (minutes)	15

Maturity Method	Nurse-Saul
Datum Temp (°F)	14



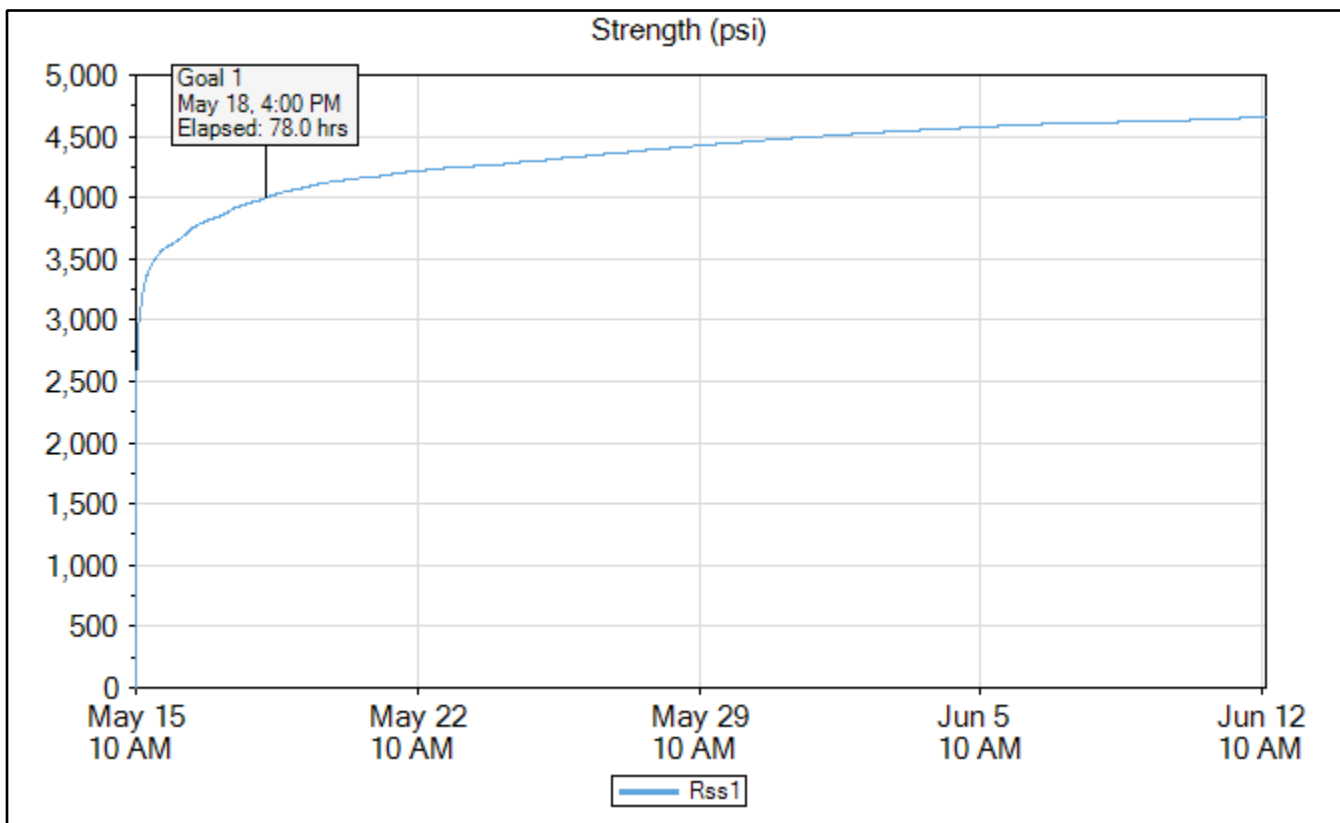


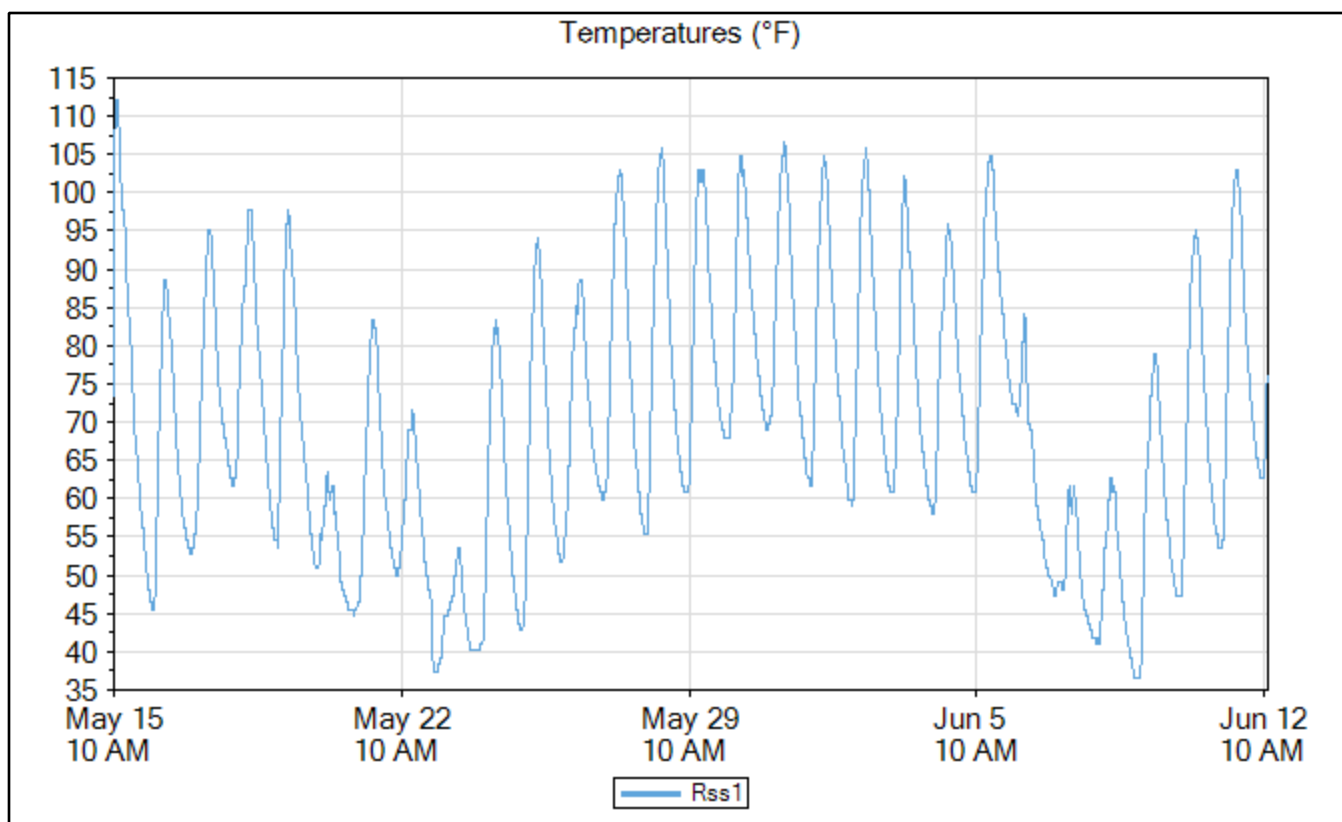
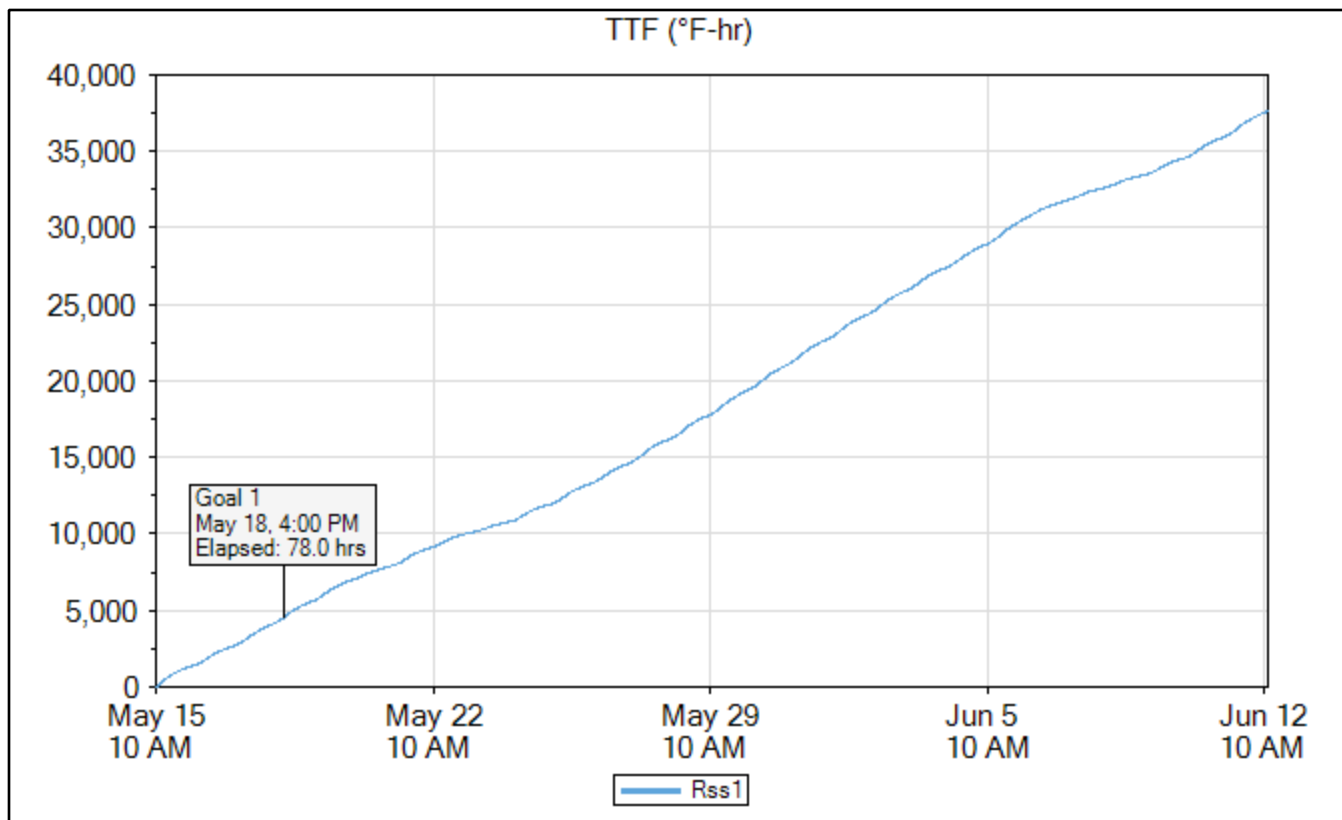
Rss1

	Time	Elapsed Time (days.hours:minutes)	Temperature (°F)	TTF (°F-hr)	Strength (psi)
Goal 1	May 18, 2020 04:00 PM	3.06:00	95.0	4,584	4,001
Min Temp	Jun 09, 2020 06:15 AM	24.20:15	36.5	33,390	4,619
Max Temp	May 15, 2020 11:30 AM	01:30	112.1	137	2,907
Download	Jun 12, 2020 11:30 AM	28.01:30	76.1	37,635	4,656

Name	Rss1
Serial Number	0000004DDDE2
Location	
Depth (in)	0.0
Placement Date	May 15, 2020 10:00 AM
Sample Interval (minutes)	15

Maturity Method	Nurse-Saul
Datum Temp (°F)	14





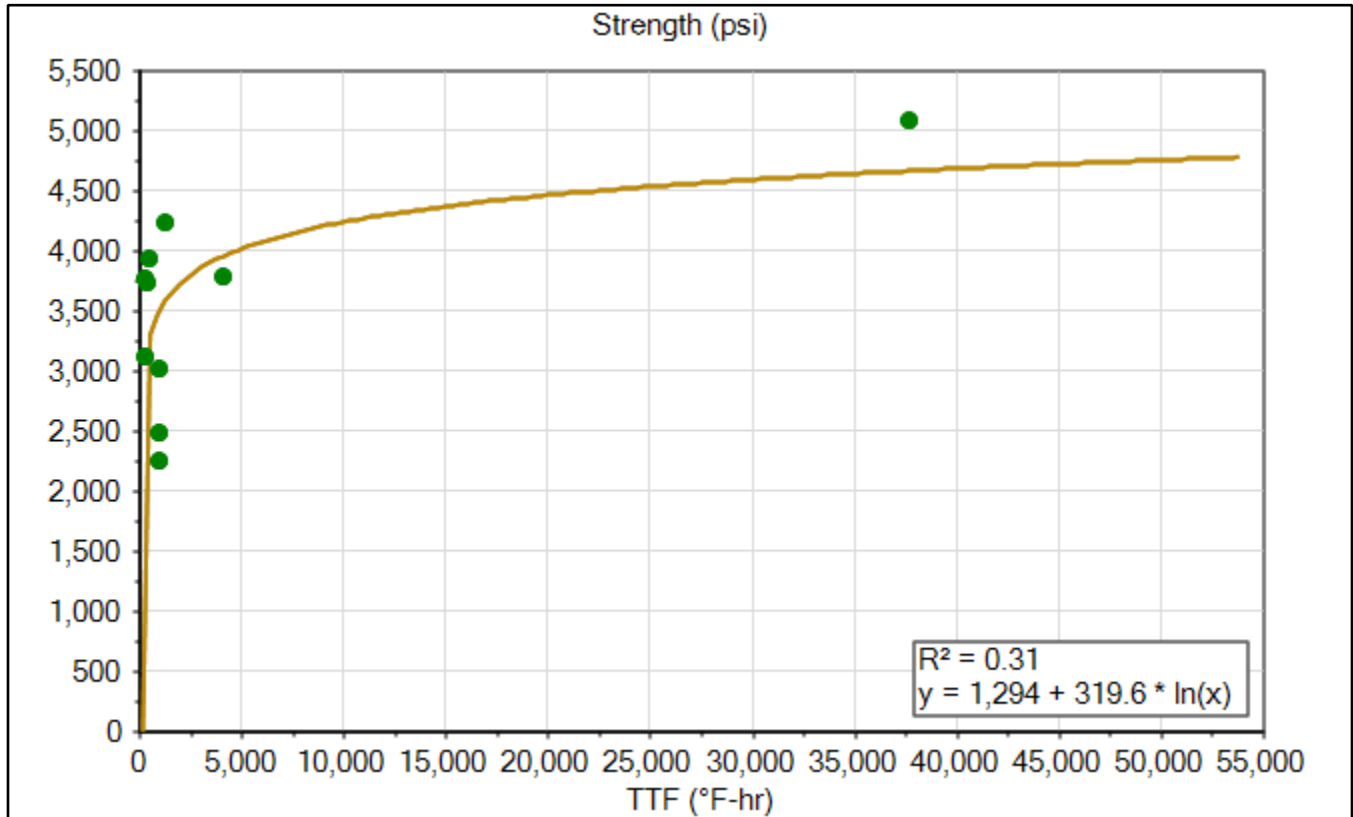
6x12 Cylinders Maturity Curve

Maturity Curve Report

Timestamp	Age (hours)	Strength (psi)	TTF (°F-hr)
May 15, 2020 10:55 PM	12.93333	2,243	941
May 15, 2020 11:21 PM	13.35	2,483	953
May 15, 2020 11:58 PM	13.96667	3,014	985
May 15, 2020 12:42 PM	2.7	3,109	271
May 15, 2020 01:34 PM	3.566667	3,762	336
May 15, 2020 02:26 PM	4.45	3,739	415
May 15, 2020 03:34 PM	5.566667	3,930	488
May 16, 2020 09:21 AM	23.35	4,231	1,292
May 18, 2020 09:41 AM	71.7	3,788	4,081
Jun 12, 2020 09:19 AM	671.3167	5,090	37,648

Maturity Method	Nurse-Saul
Datum Temp (°F)	14

Curve-Fit Model	Ln
Intercept (psi)	1,294
Slope	319.6
Equation	$y = 1,294 + 319.6 * \ln(x)$
R²	0.31



Signature _____

Print _____

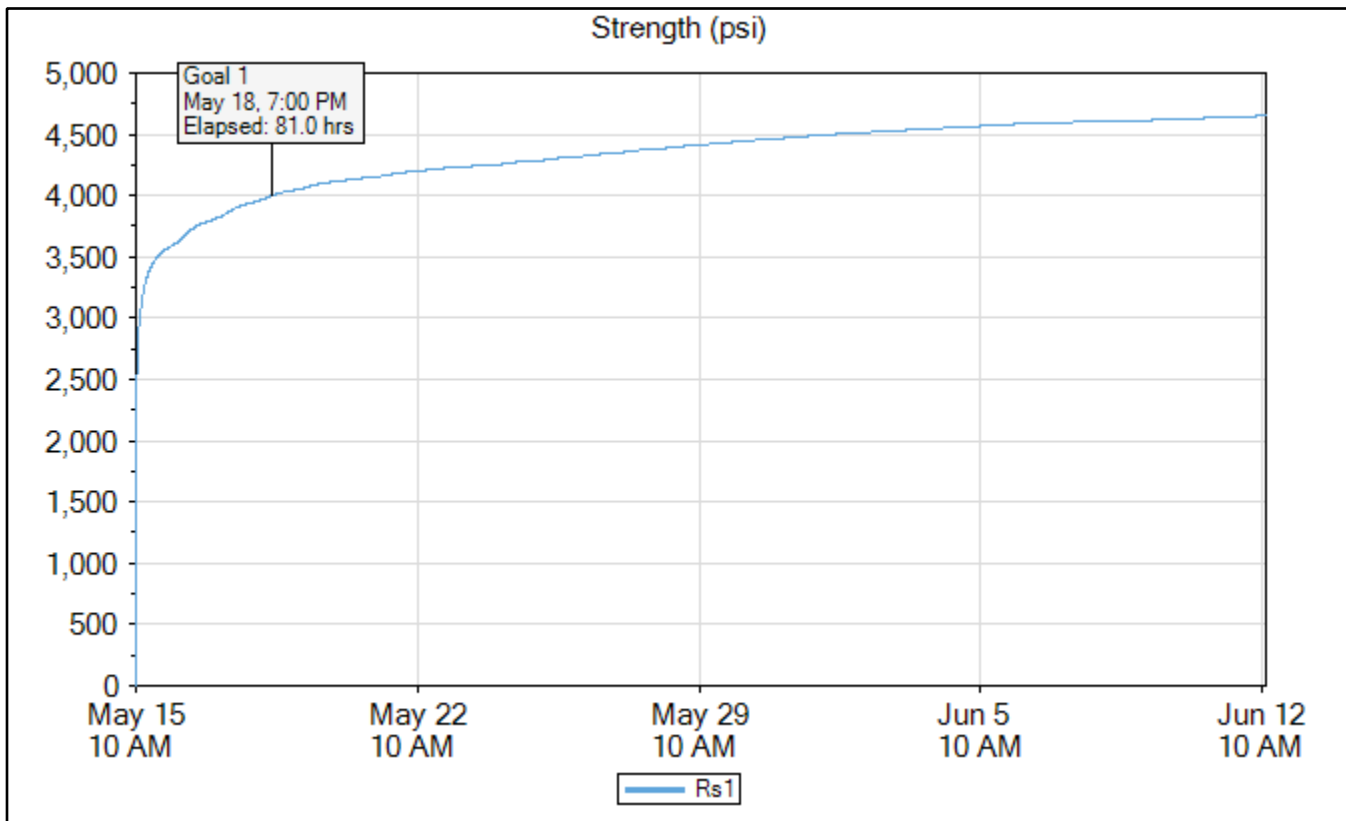
Rs1

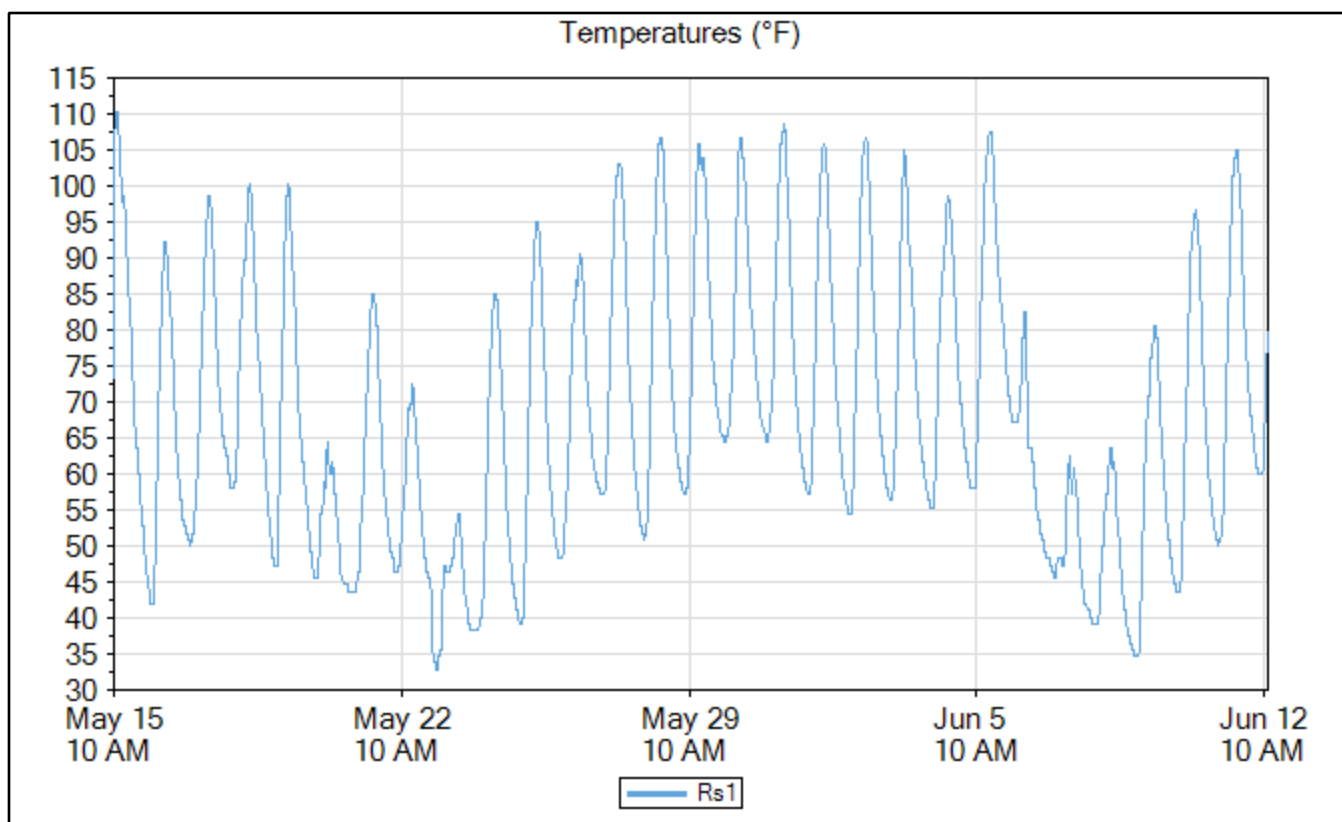
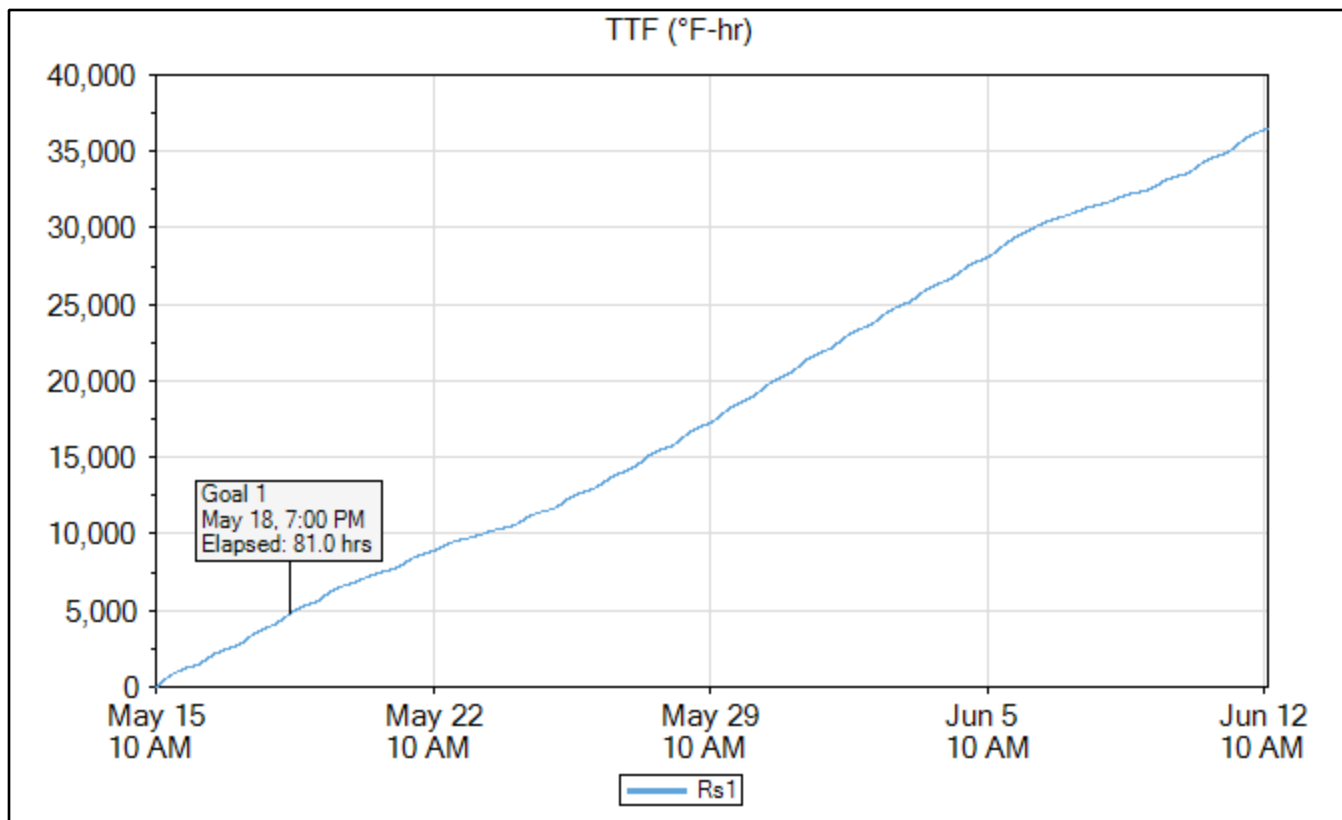
6x12 Cylinders Sensor Data

	Time	Elapsed Time (days.hours:minutes)	Temperature (°F)	TTF (°F-hr)	Strength (psi)
Goal 1	May 18, 2020 07:00 PM	3.09:00	94.1	4,774	4,001
Min Temp	May 23, 2020 05:45 AM	7.19:45	32.9	9,704	4,228
Max Temp	May 15, 2020 11:45 AM	01:45	110.3	159	2,914
Download	Jun 12, 2020 11:45 AM	28.01:45	79.7	36,535	4,651

Name	Rs1
Serial Number	0000004DD738
Location	
Depth (in)	0.0
Placement Date	May 15, 2020 10:00 AM
Sample Interval (minutes)	15

Maturity Method	Nurse-Saul
Datum Temp (°F)	14



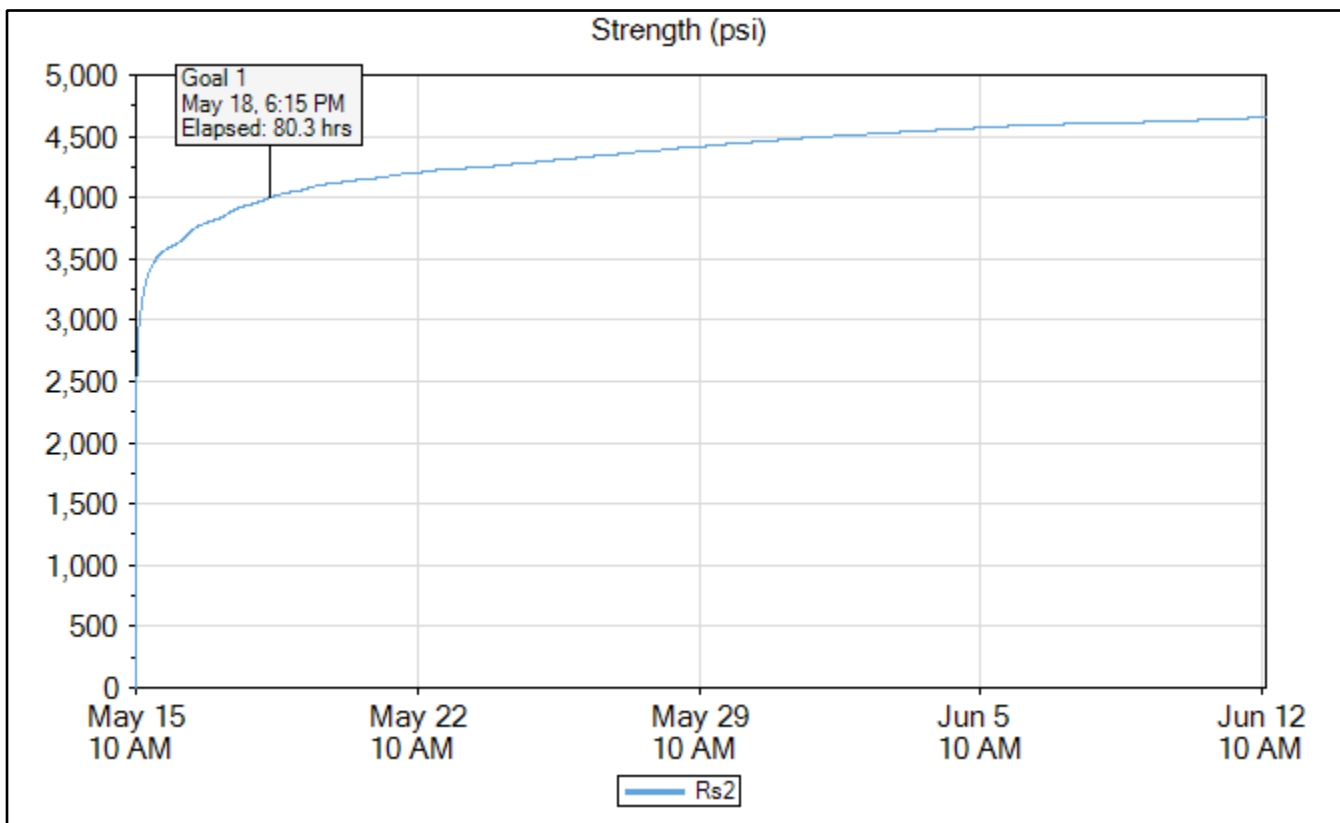


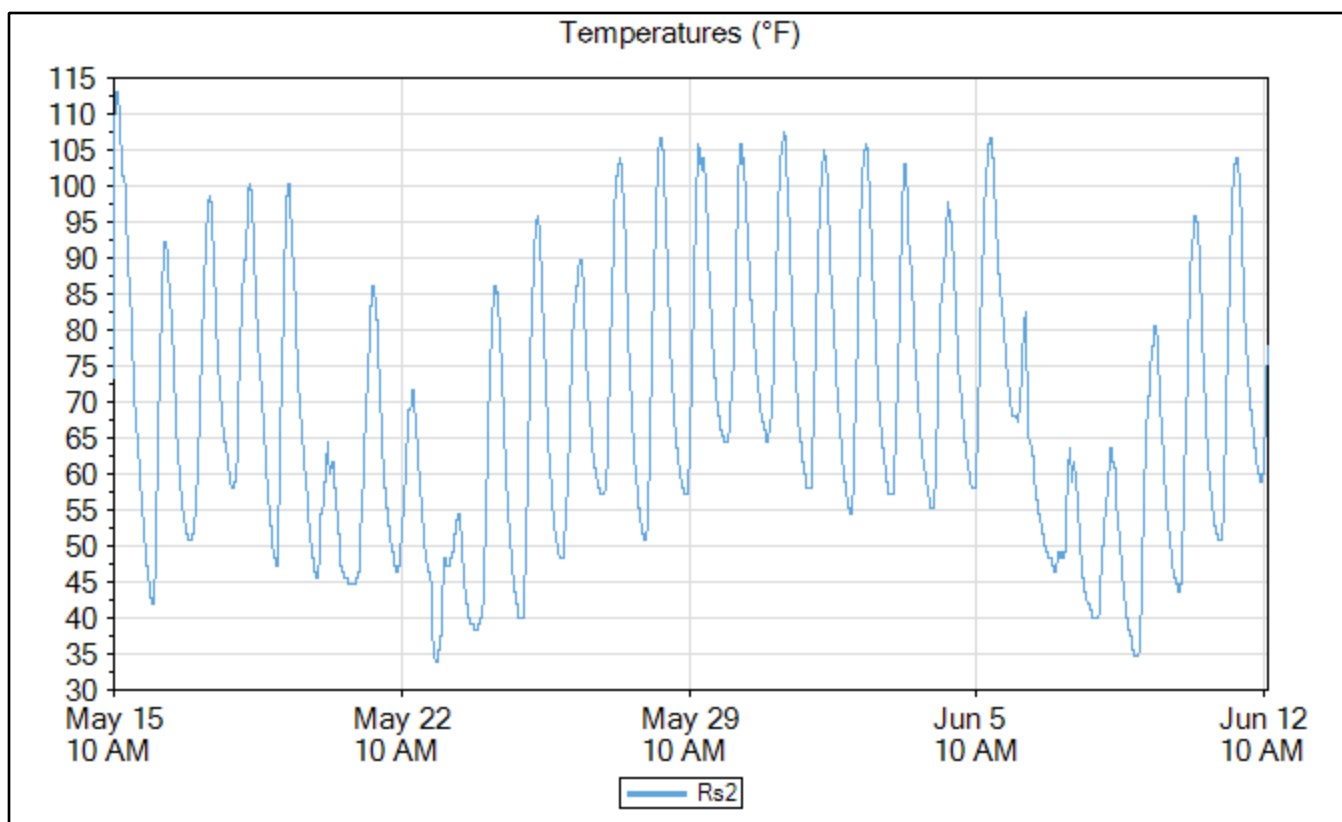
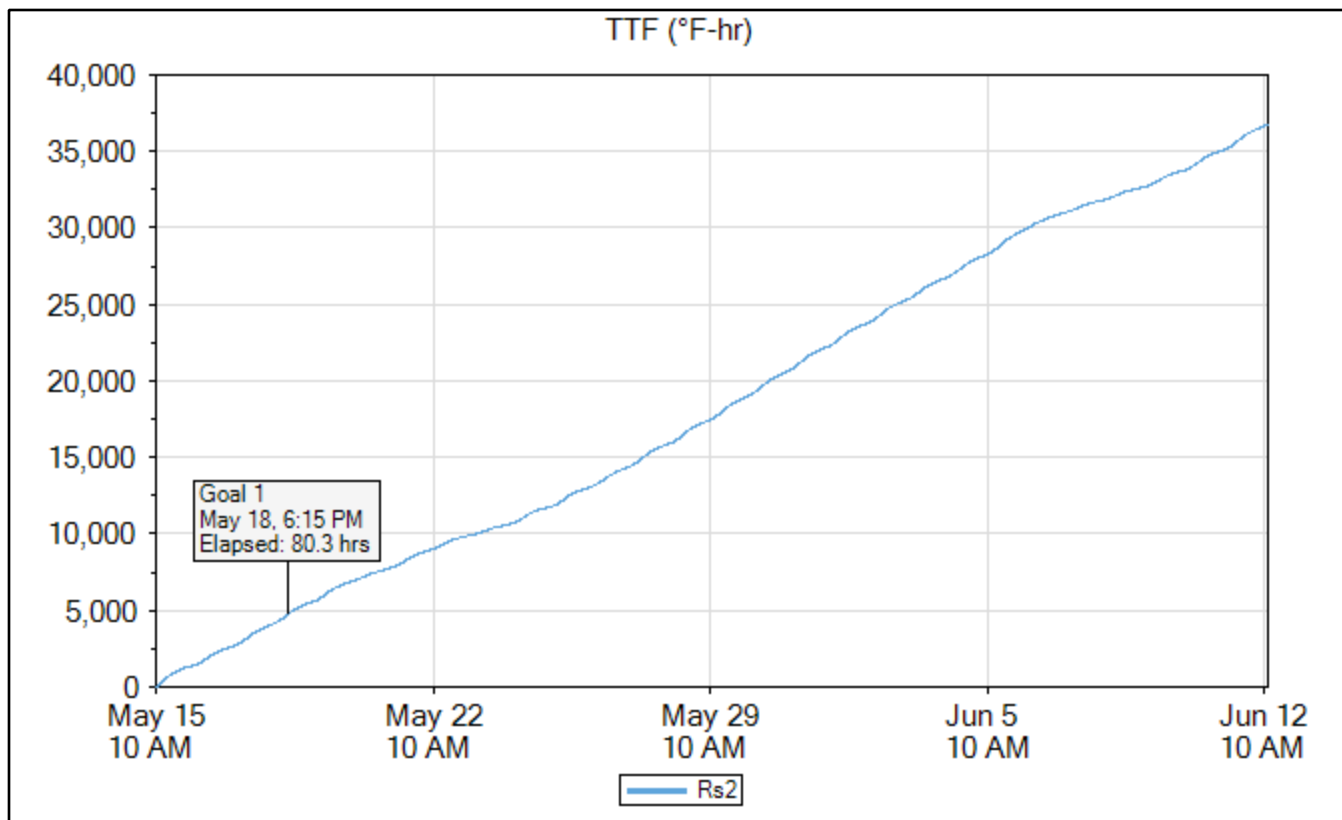
Rs2

	Time	Elapsed Time (days.hours:minutes)	Temperature (°F)	TTF (°F-hr)	Strength (psi)
Goal 1	May 18, 2020 06:15 PM	3.08:15	99.5	4,774	4,001
Min Temp	May 23, 2020 05:30 AM	7.19:30	33.8	9,846	4,232
Max Temp	May 15, 2020 11:30 AM	01:30	113.0	138	2,869
Download	Jun 12, 2020 11:45 AM	28.01:45	77.9	36,781	4,653

Name	Rs2
Serial Number	0000004DB140
Location	
Depth (in)	0.0
Placement Date	May 15, 2020 10:00 AM
Sample Interval (minutes)	15

Maturity Method	Nurse-Saul
Datum Temp (°F)	14



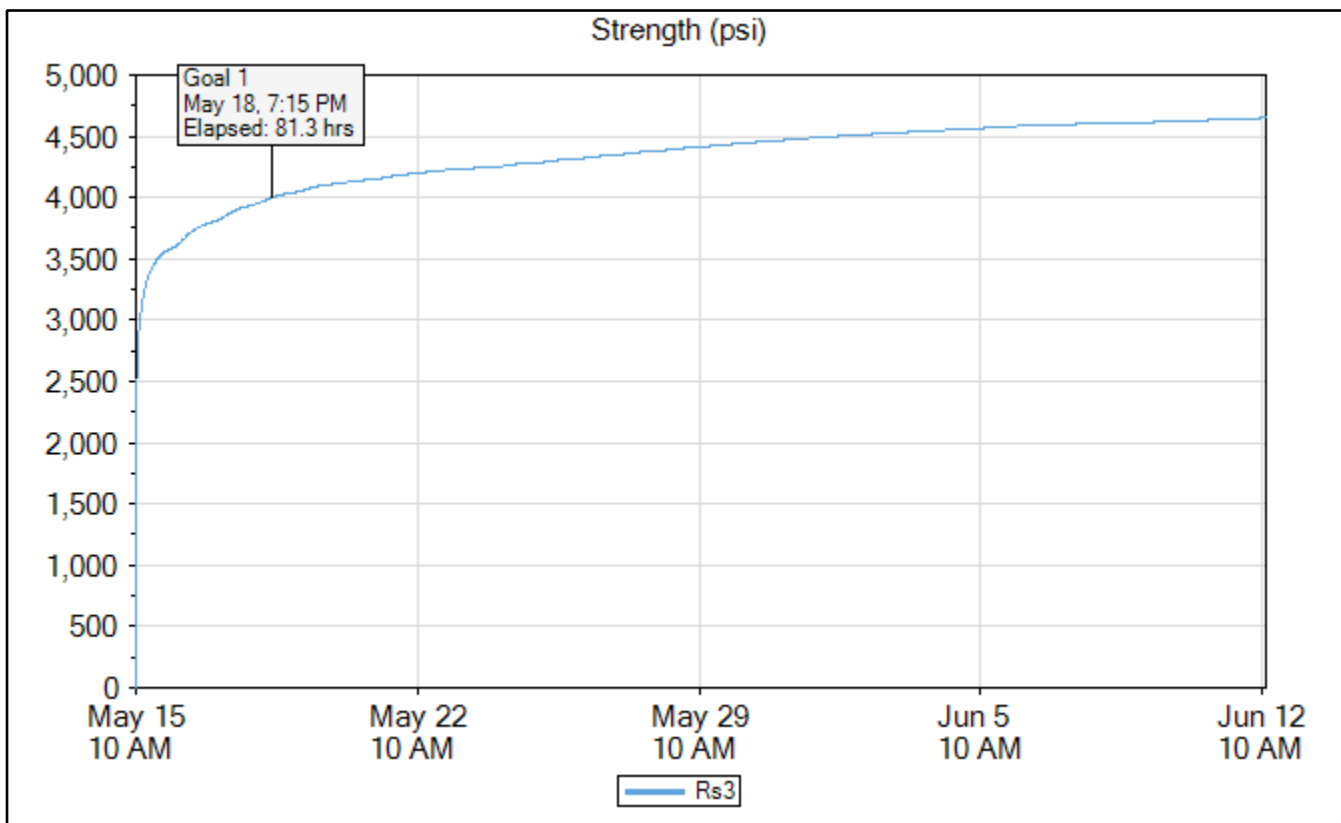


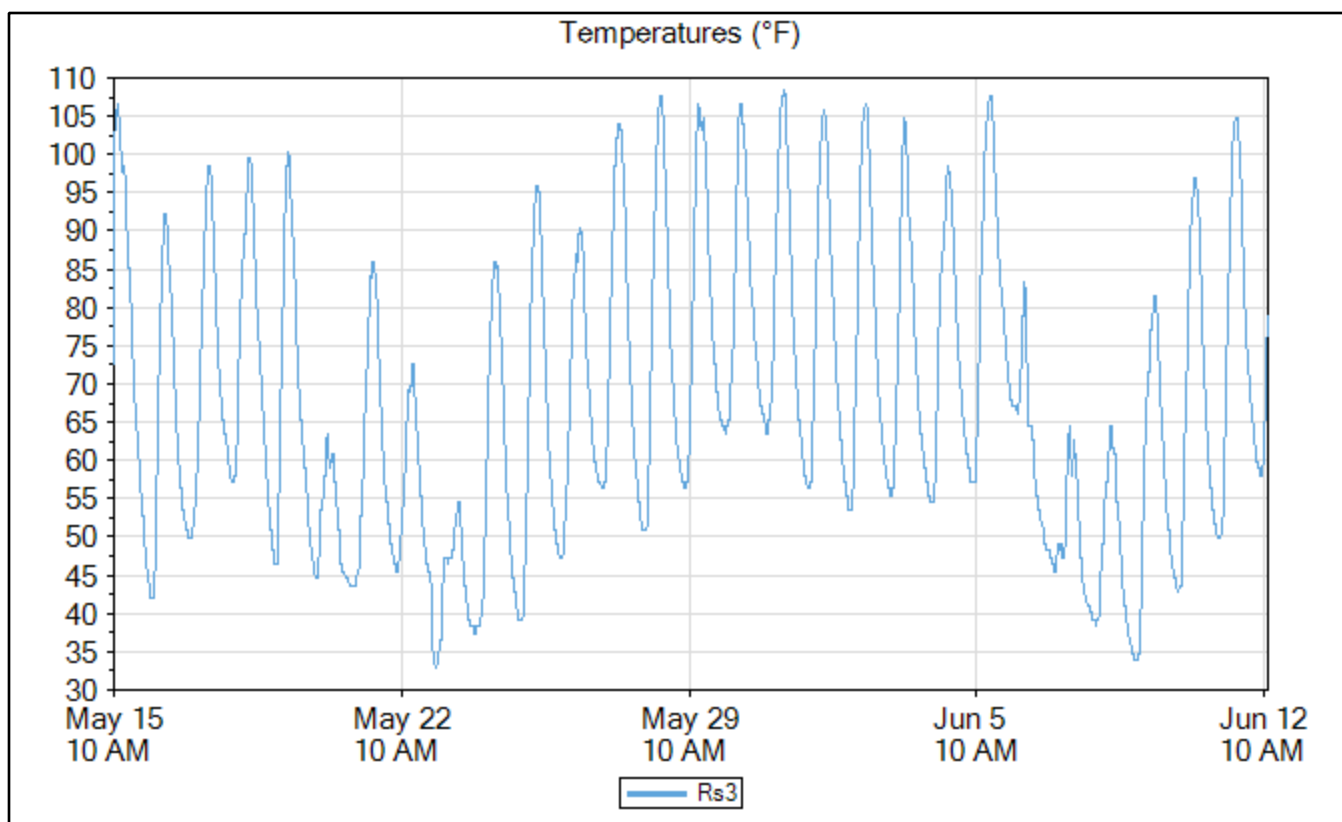
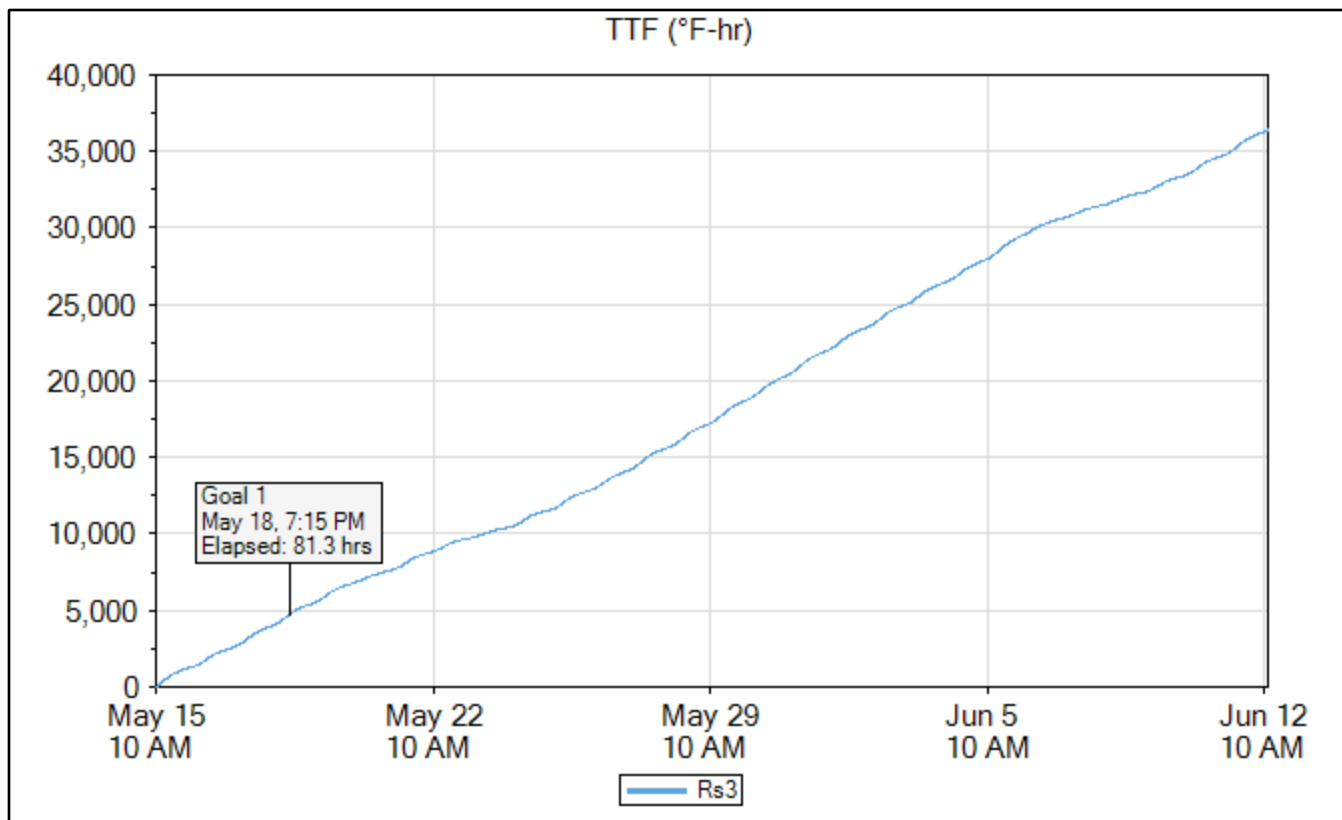
Rs3

	Time	Elapsed Time (days.hours:minutes)	Temperature (°F)	TTF (°F-hr)	Strength (psi)
Goal 1	May 18, 2020 07:15 PM	3.09:15	93.2	4,767	4,000
Min Temp	May 23, 2020 05:30 AM	7.19:30	32.9	9,669	4,226
Max Temp	May 31, 2020 05:00 PM	16.07:00	108.5	21,016	4,475
Download	Jun 12, 2020 11:45 AM	28.01:45	78.8	36,421	4,650

Name	Rs3
Serial Number	0000004DE12B
Location	
Depth (in)	0.0
Placement Date	May 15, 2020 10:00 AM
Sample Interval (minutes)	15

Maturity Method	Nurse-Saul
Datum Temp (°F)	14



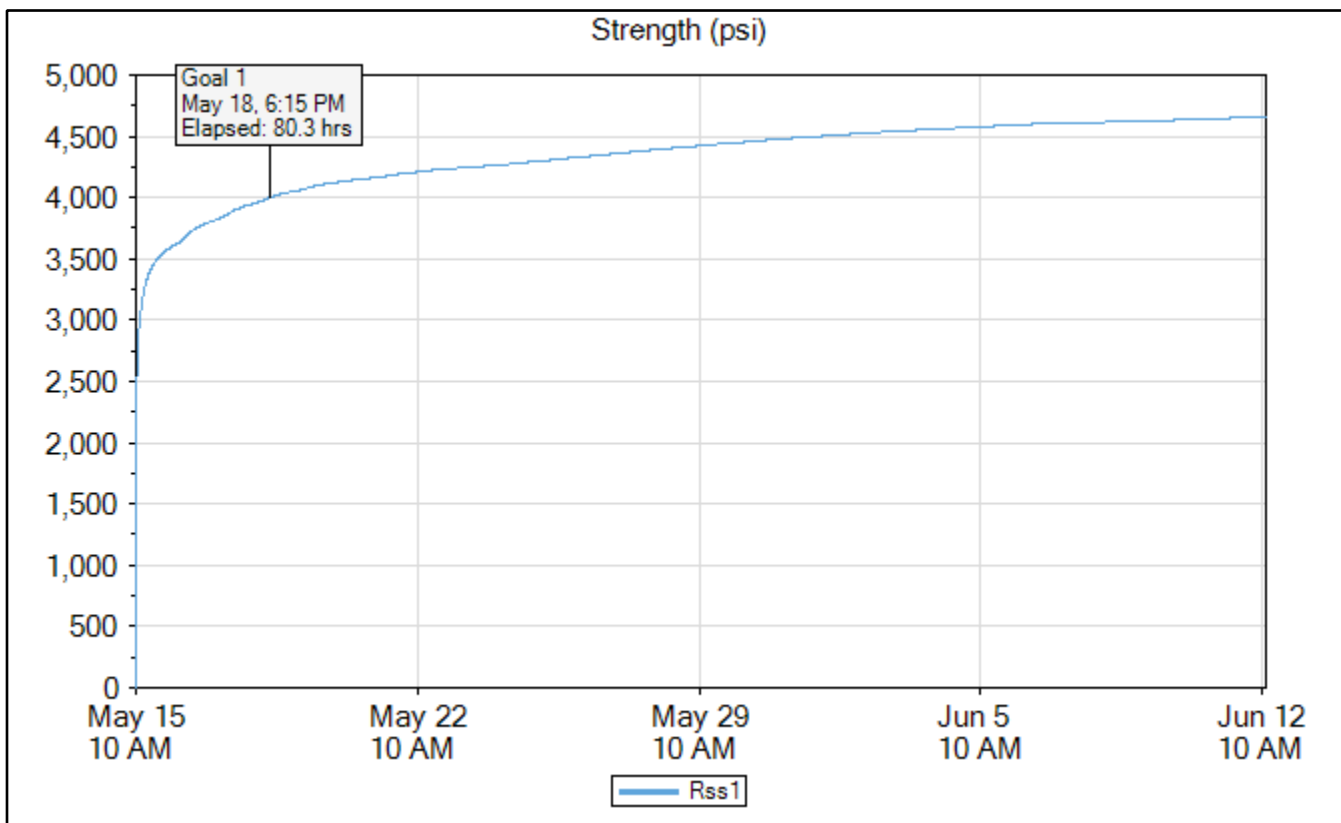


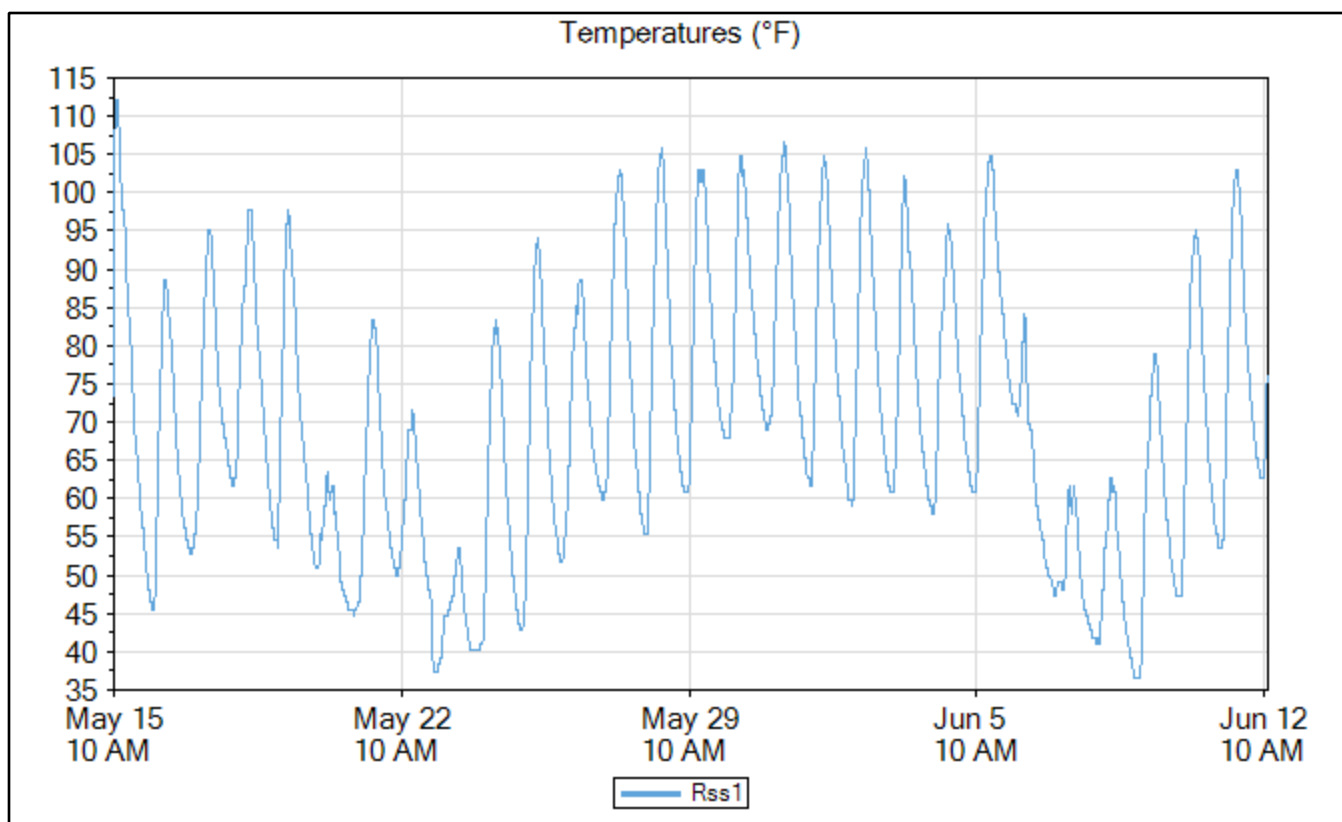
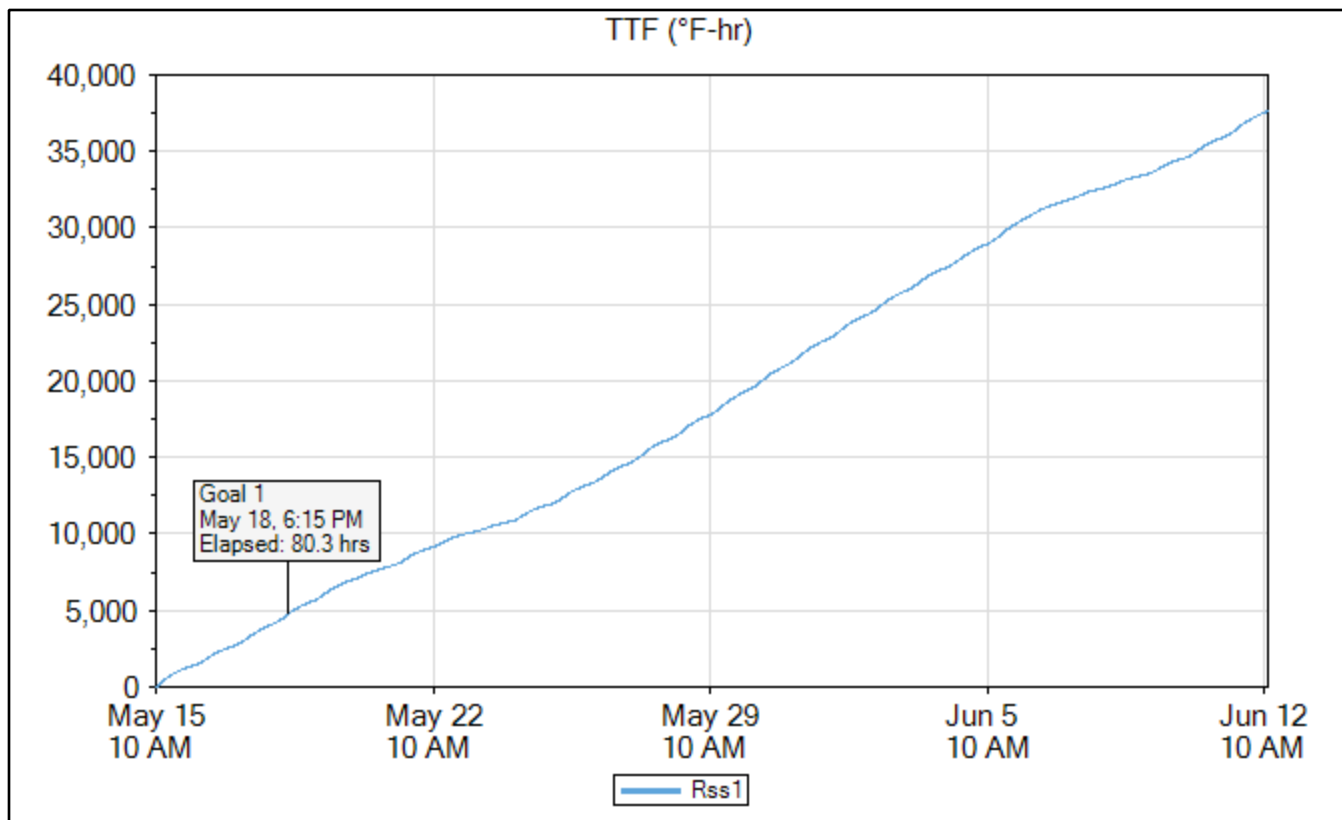
Rss1

	Time	Elapsed Time (days.hours:minutes)	Temperature (°F)	TTF (°F-hr)	Strength (psi)
Goal 1	May 18, 2020 06:15 PM	3.08:15	97.7	4,772	4,001
Min Temp	Jun 09, 2020 06:15 AM	24.20:15	36.5	33,390	4,623
Max Temp	May 15, 2020 11:30 AM	01:30	112.1	137	2,865
Download	Jun 12, 2020 11:30 AM	28.01:30	76.1	37,635	4,661

Name	Rss1
Serial Number	0000004DDDE2
Location	
Depth (in)	0.0
Placement Date	May 15, 2020 10:00 AM
Sample Interval (minutes)	15

Maturity Method	Nurse-Saul
Datum Temp (°F)	14





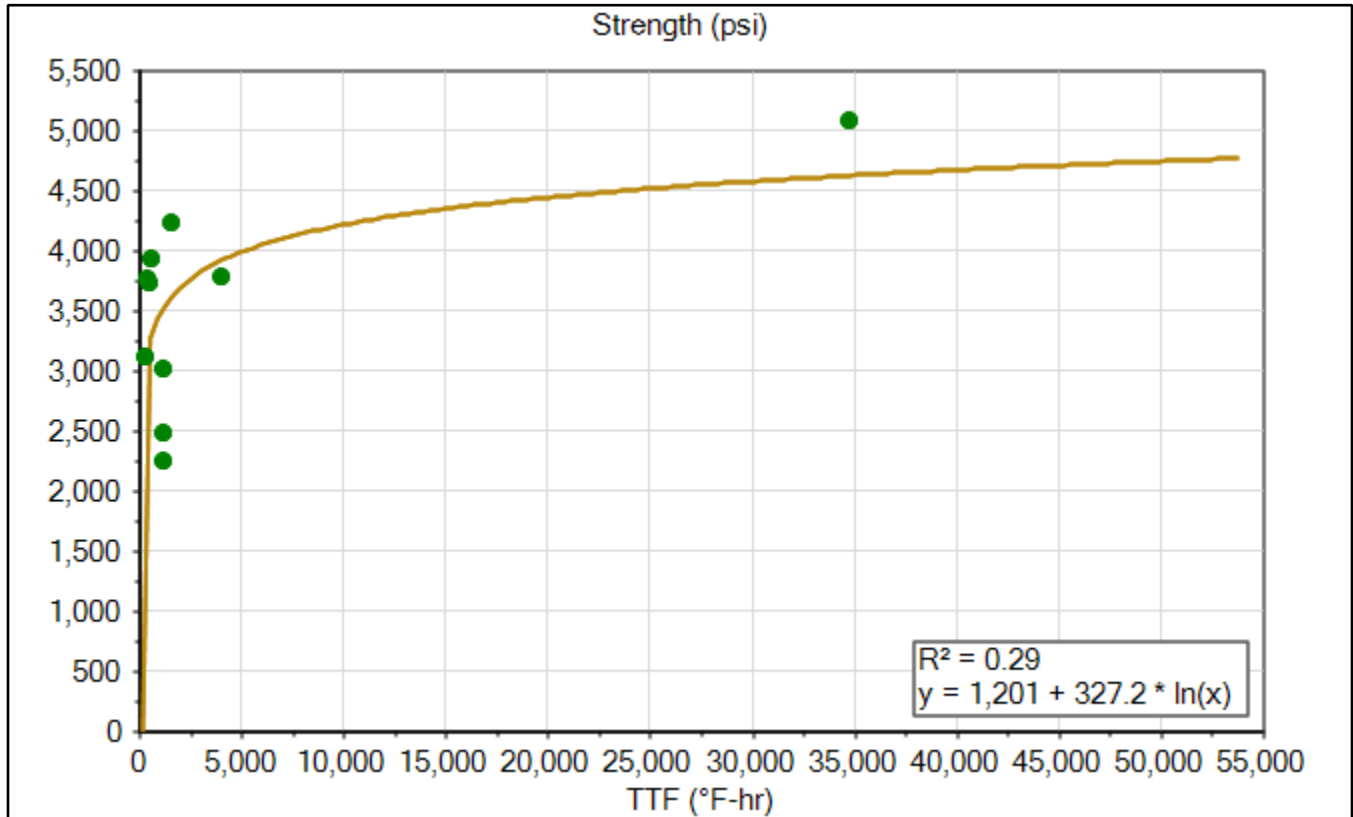
4x8 Insulated Cylinders Maturity Curve

Maturity Curve Report

Timestamp	Age (hours)	Strength (psi)	TTF (°F-hr)
May 15, 2020 10:55 PM	12.93333	2,243	1,130
May 15, 2020 11:21 PM	13.35	2,483	1,144
May 15, 2020 11:58 PM	13.96667	3,014	1,186
May 15, 2020 12:42 PM	2.7	3,109	300
May 15, 2020 01:34 PM	3.566667	3,762	381
May 15, 2020 02:26 PM	4.45	3,739	482
May 15, 2020 03:34 PM	5.566667	3,930	576
May 16, 2020 09:21 AM	23.35	4,231	1,571
May 18, 2020 09:41 AM	71.7	3,788	4,050
Jun 12, 2020 09:19 AM	671.3167	5,090	34,771

Maturity Method	Nurse-Saul
Datum Temp (°F)	14

Curve-Fit Model	Ln
Intercept (psi)	1,201
Slope	327.2
Equation	$y = 1,201 + 327.2 * \ln(x)$
R²	0.29



Signature _____

Print _____

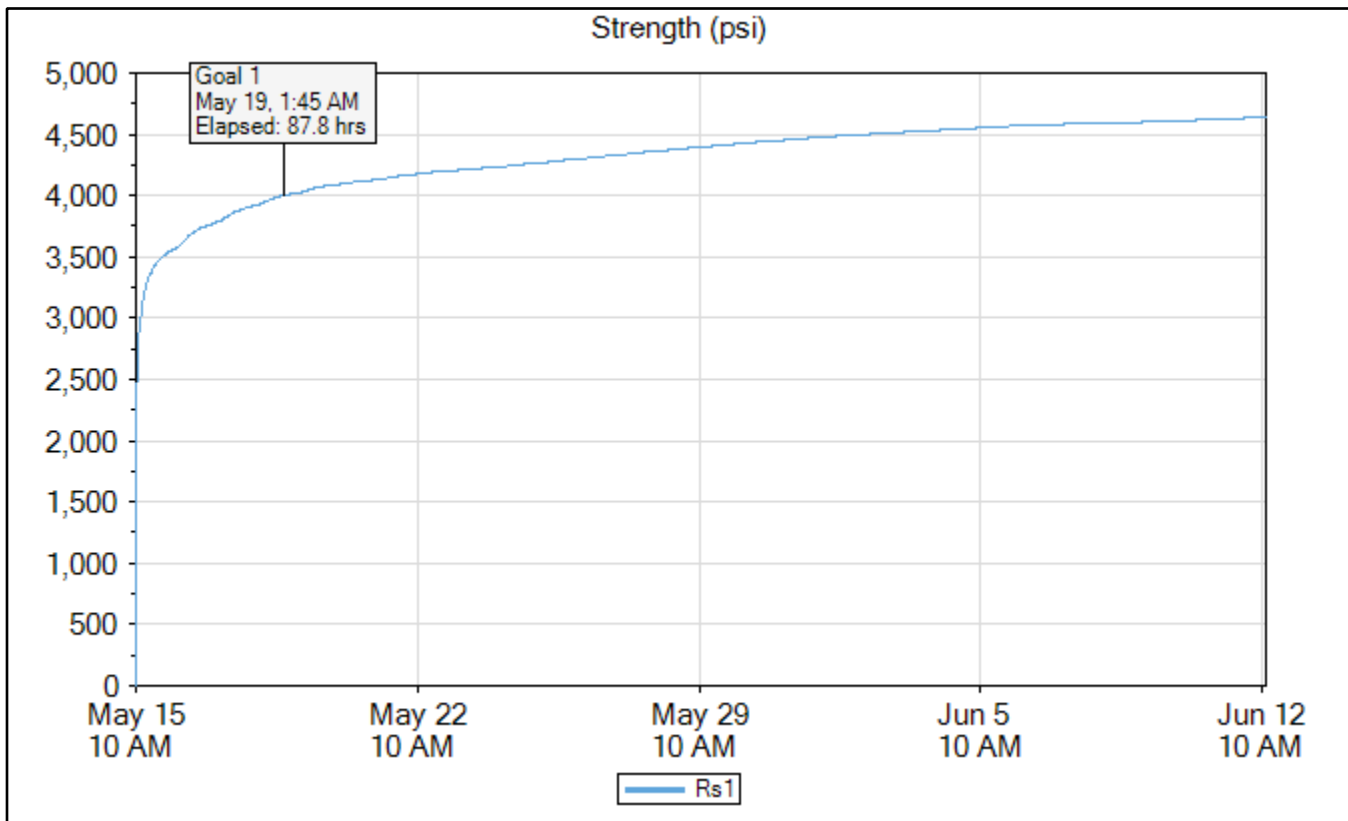
Rs1

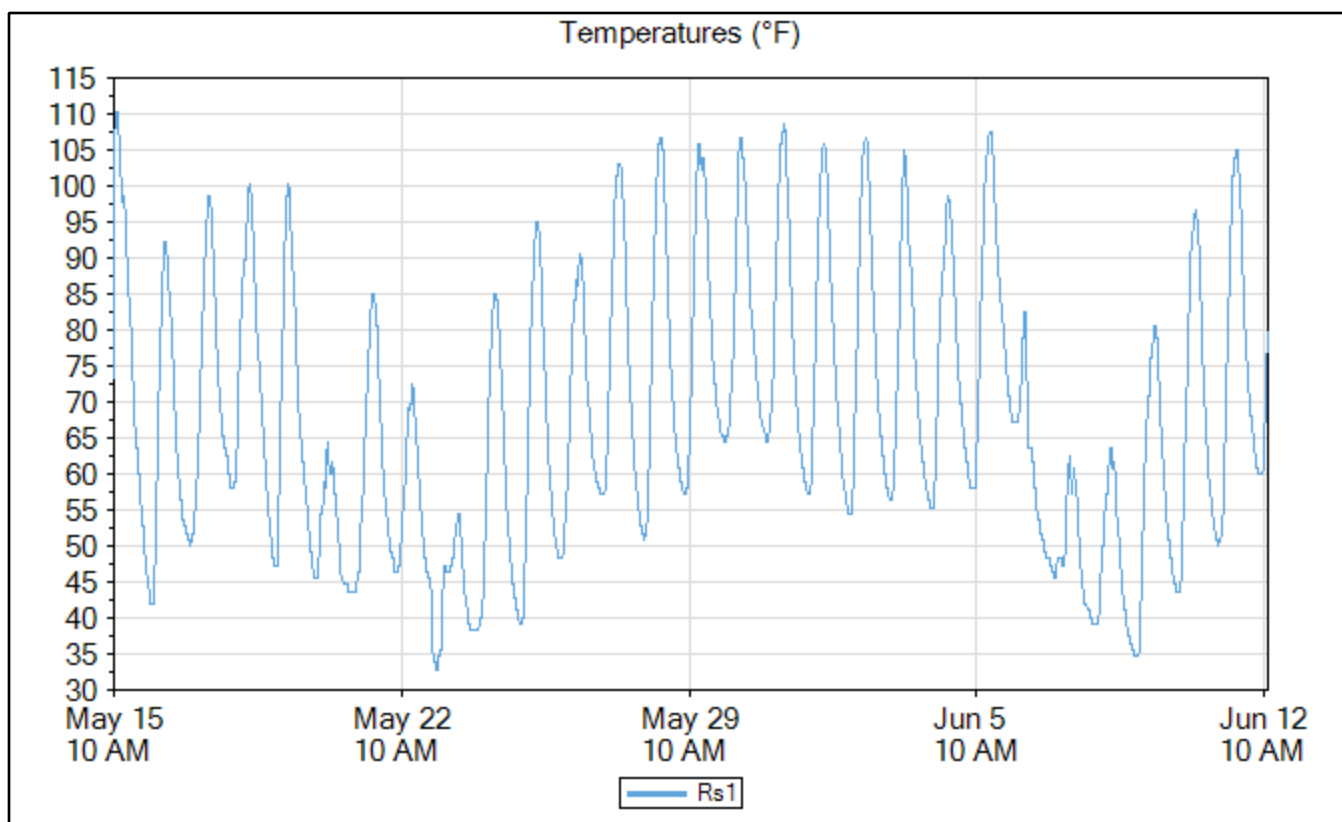
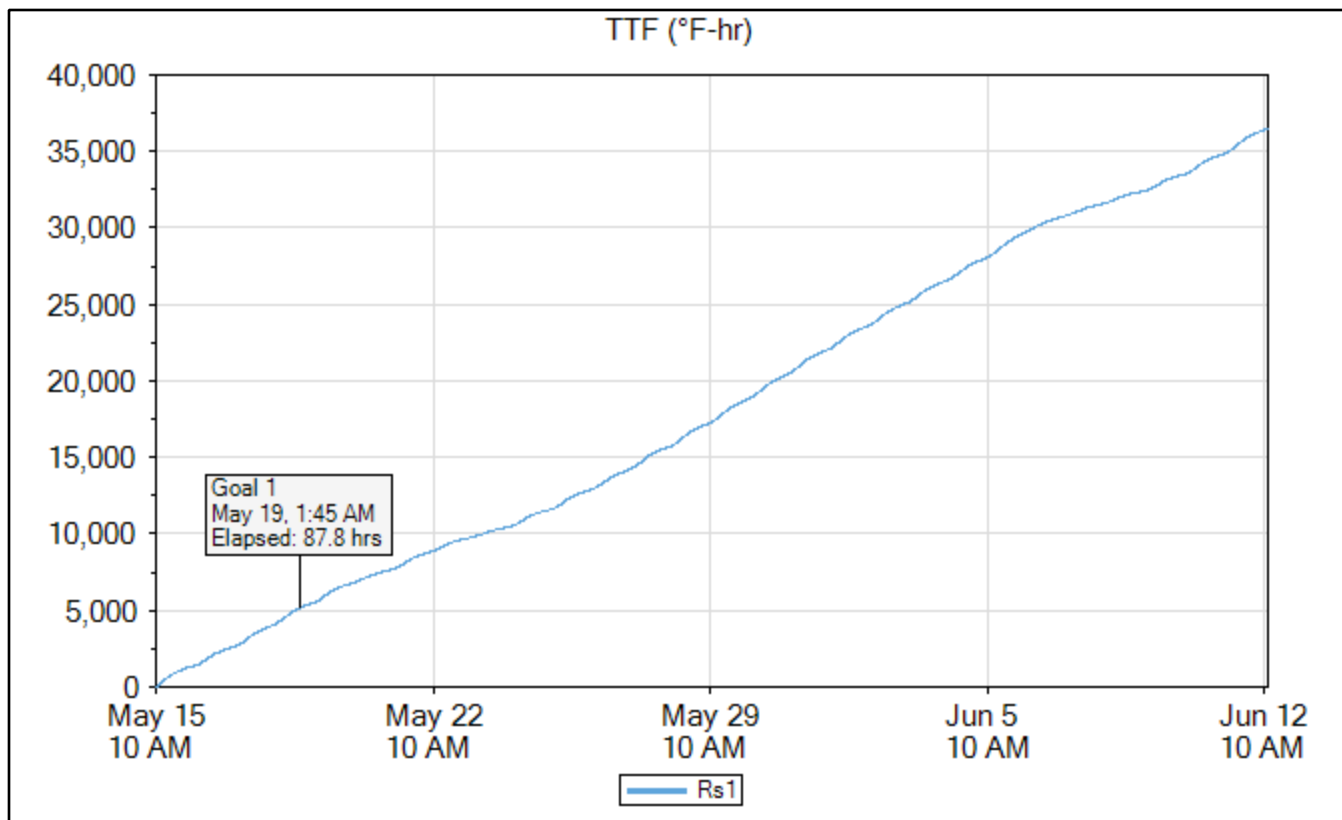
4x8 Insulated Cylinders Sensor Data

	Time	Elapsed Time (days.hours:minutes)	Temperature (°F)	TTF (°F-hr)	Strength (psi)
Goal 1	May 19, 2020 01:45 AM	3.15:45	64.4	5,200	4,001
Min Temp	May 23, 2020 05:45 AM	7.19:45	32.9	9,704	4,205
Max Temp	May 15, 2020 11:45 AM	01:45	110.3	159	2,860
Download	Jun 12, 2020 11:45 AM	28.01:45	79.7	36,535	4,639

Name	Rs1
Serial Number	0000004DD738
Location	
Depth (in)	0.0
Placement Date	May 15, 2020 10:00 AM
Sample Interval (minutes)	15

Maturity Method	Nurse-Saul
Datum Temp (°F)	14



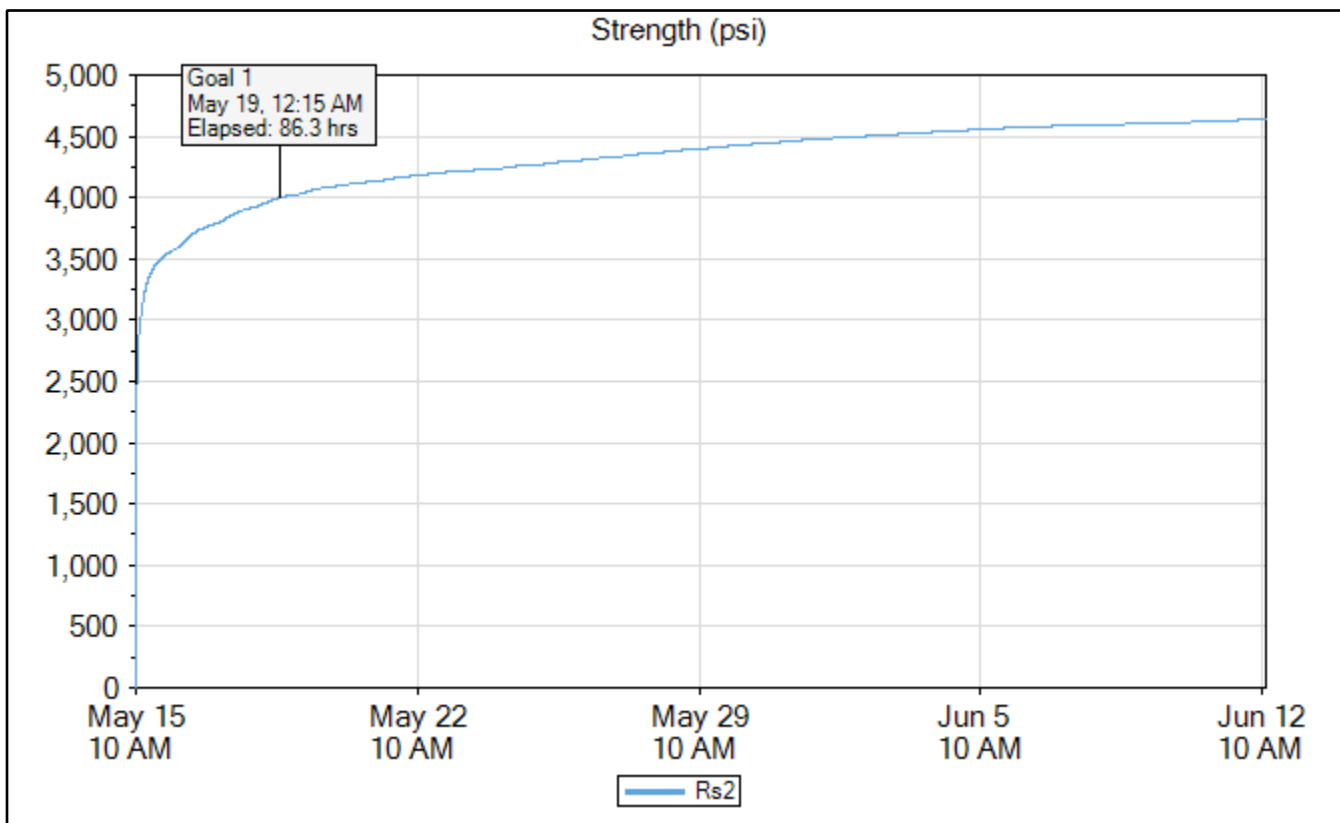


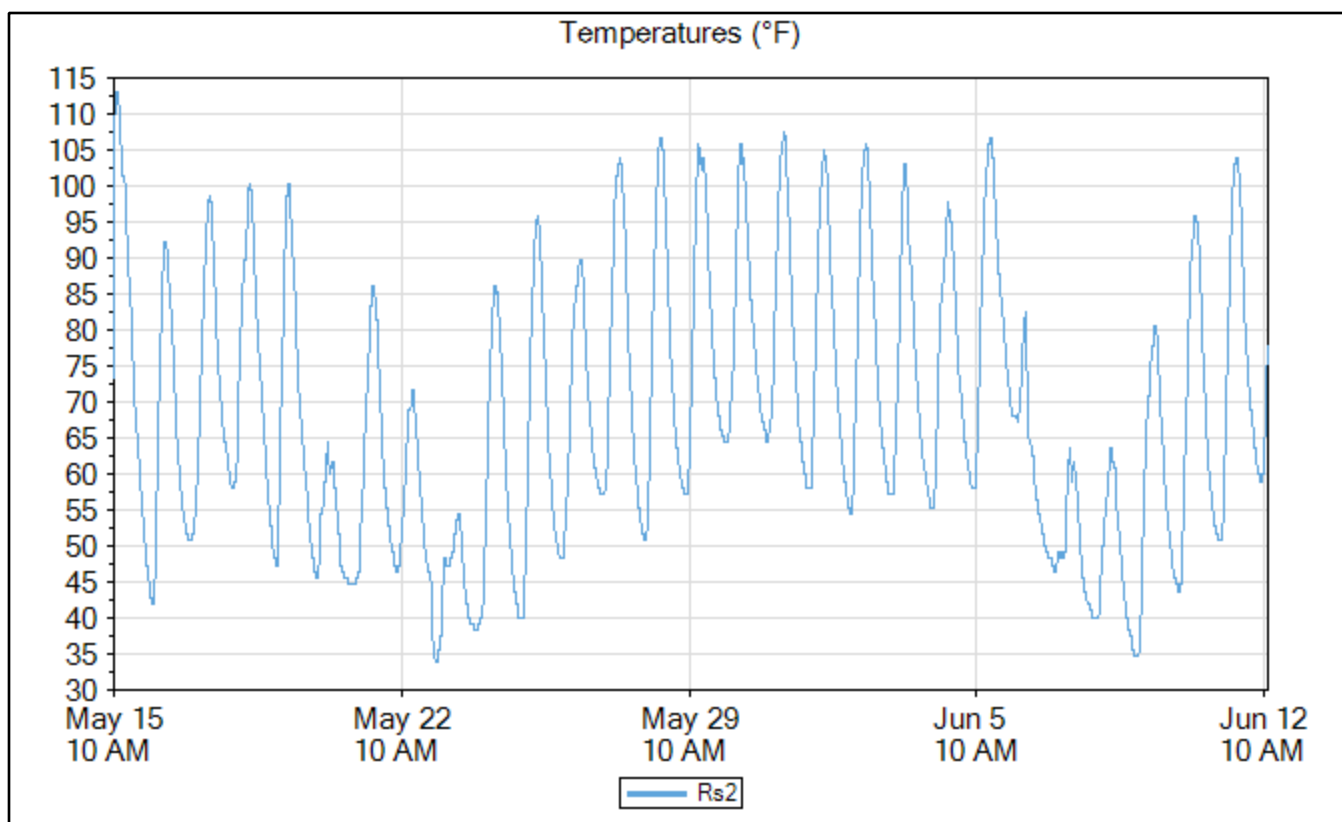
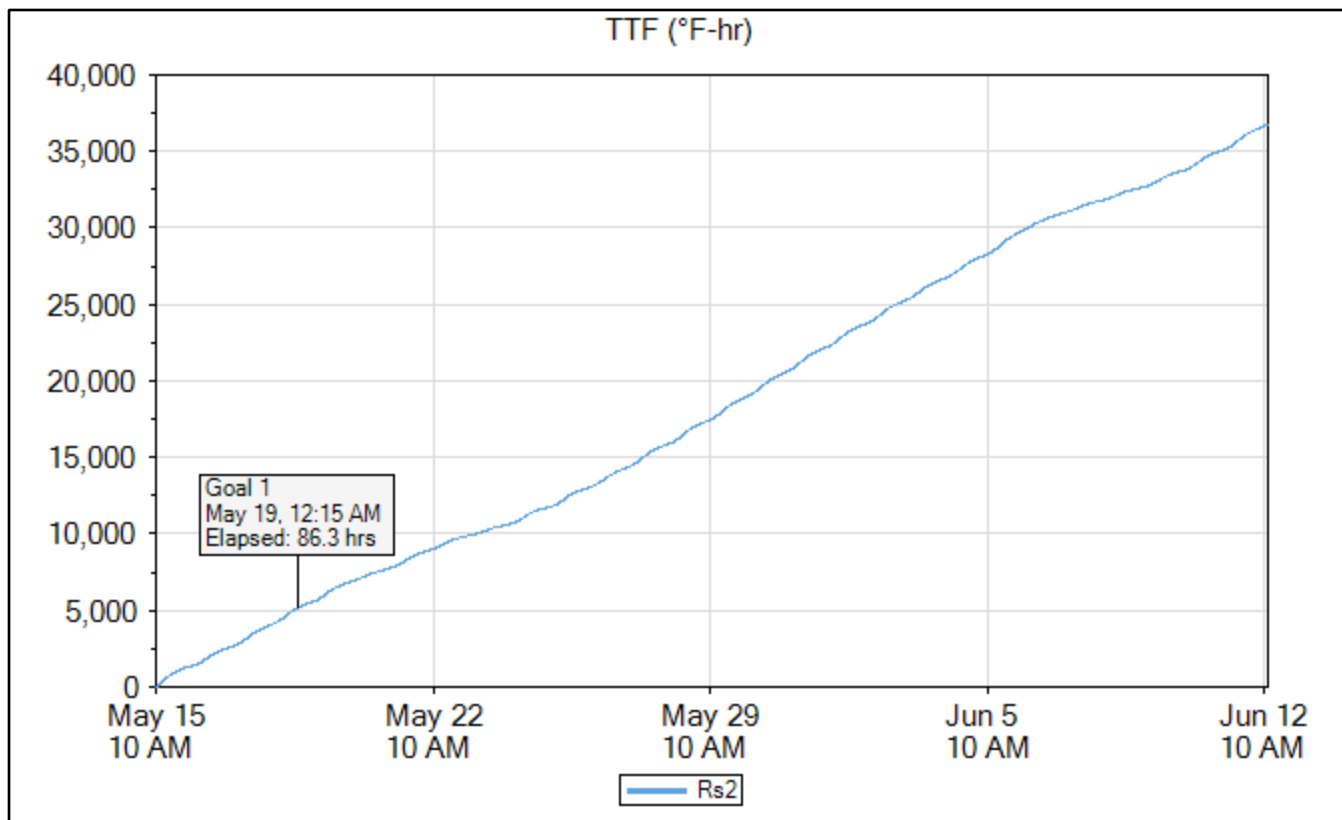
Rs2

	Time	Elapsed Time (days.hours:minutes)	Temperature (°F)	TTF (°F-hr)	Strength (psi)
Goal 1	May 19, 2020 12:15 AM	3.14:15	71.6	5,191	4,000
Min Temp	May 23, 2020 05:30 AM	7.19:30	33.8	9,846	4,210
Max Temp	May 15, 2020 11:30 AM	01:30	113.0	138	2,813
Download	Jun 12, 2020 11:45 AM	28.01:45	77.9	36,781	4,641

Name	Rs2
Serial Number	0000004DB140
Location	
Depth (in)	0.0
Placement Date	May 15, 2020 10:00 AM
Sample Interval (minutes)	15

Maturity Method	Nurse-Saul
Datum Temp (°F)	14



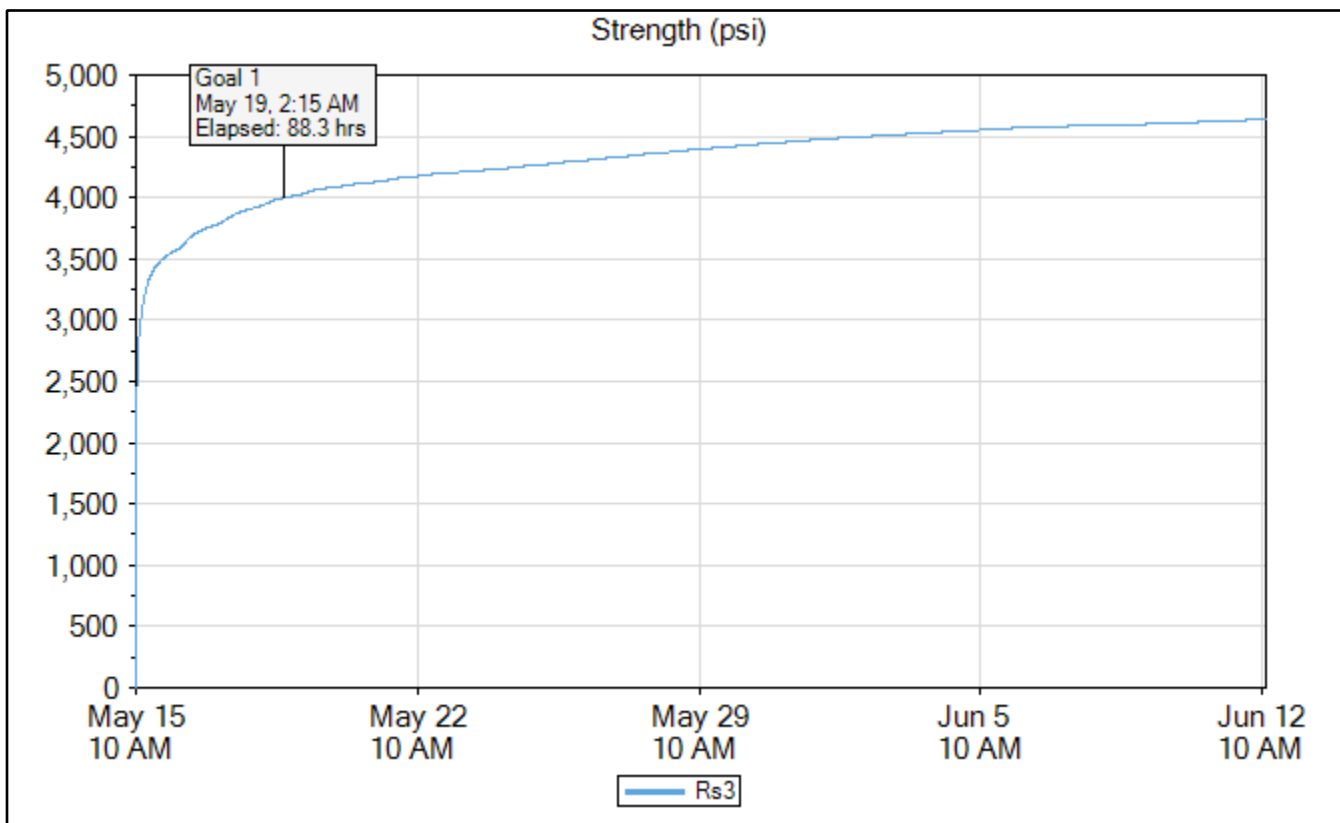


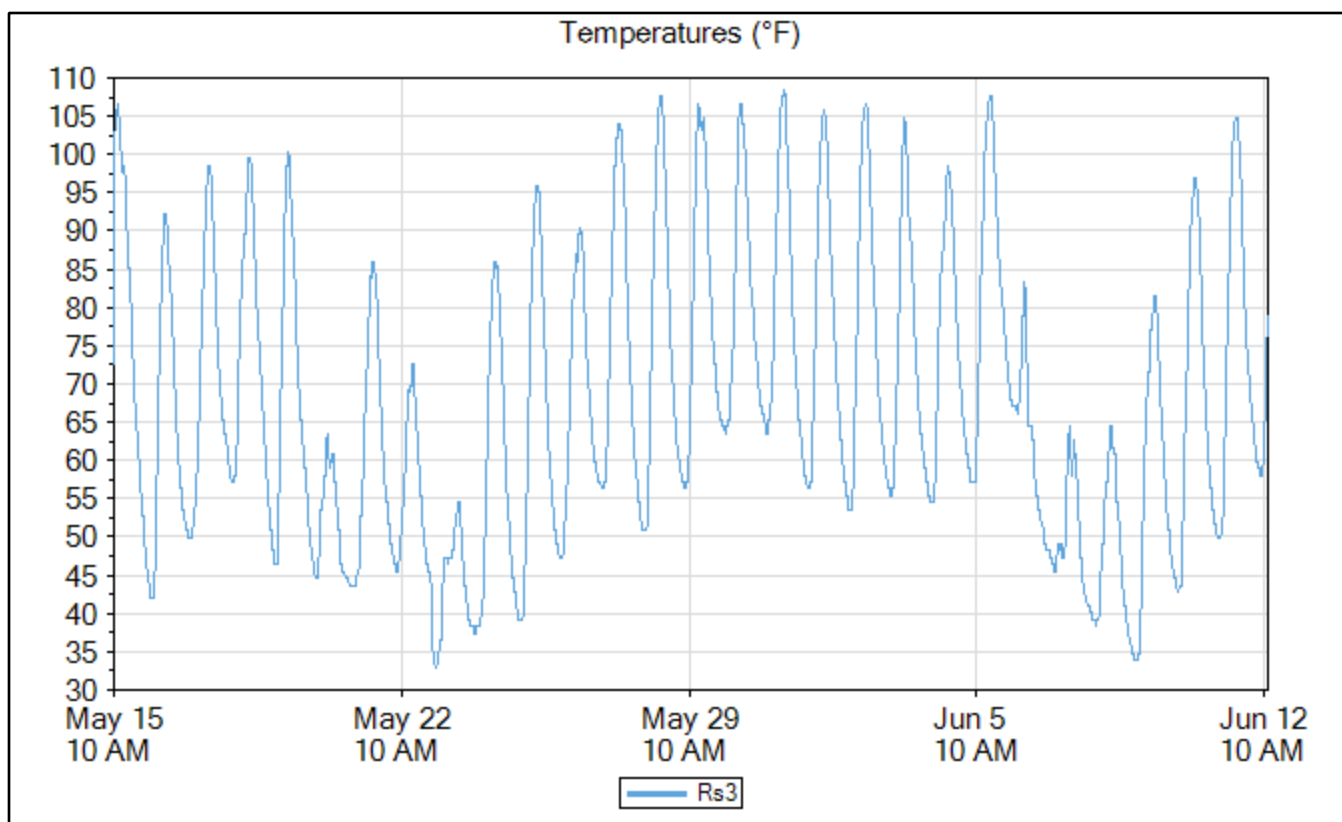
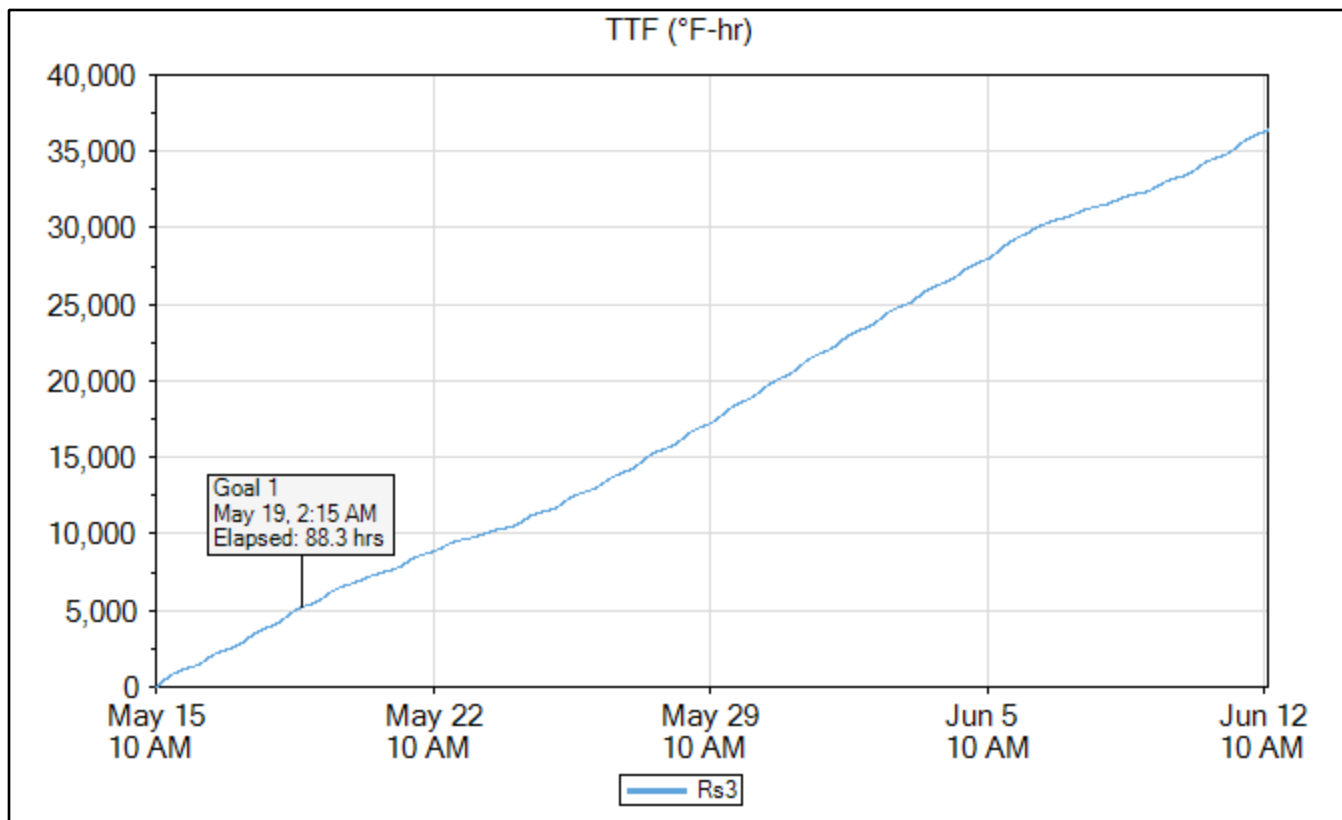
Rs3

	Time	Elapsed Time (days.hours:minutes)	Temperature (°F)	TTF (°F-hr)	Strength (psi)
Goal 1	May 19, 2020 02:15 AM	3.16:15	61.7	5,197	4,000
Min Temp	May 23, 2020 05:30 AM	7.19:30	32.9	9,669	4,204
Max Temp	May 31, 2020 05:00 PM	16.07:00	108.5	21,016	4,458
Download	Jun 12, 2020 11:45 AM	28.01:45	78.8	36,421	4,638

Name	Rs3
Serial Number	0000004DE12B
Location	
Depth (in)	0.0
Placement Date	May 15, 2020 10:00 AM
Sample Interval (minutes)	15

Maturity Method	Nurse-Saul
Datum Temp (°F)	14



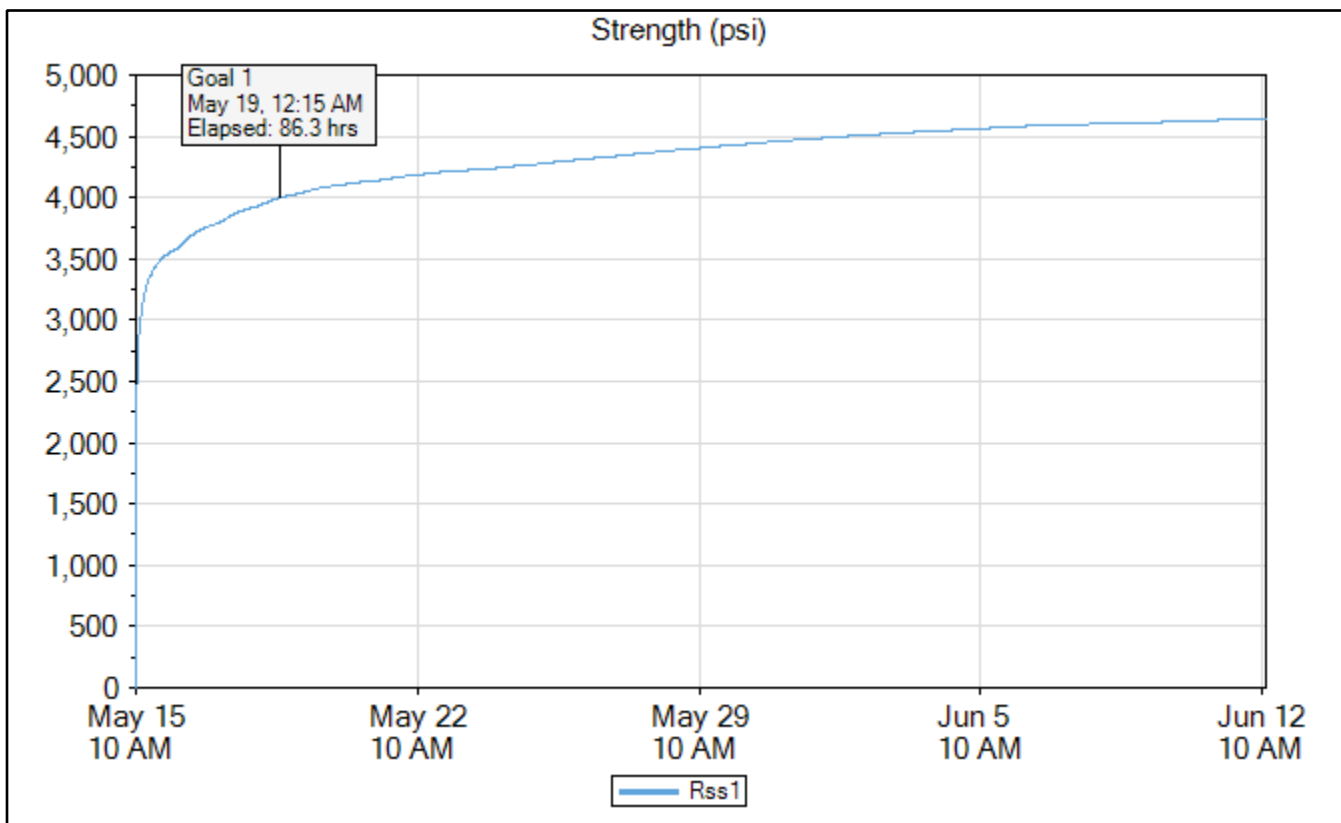


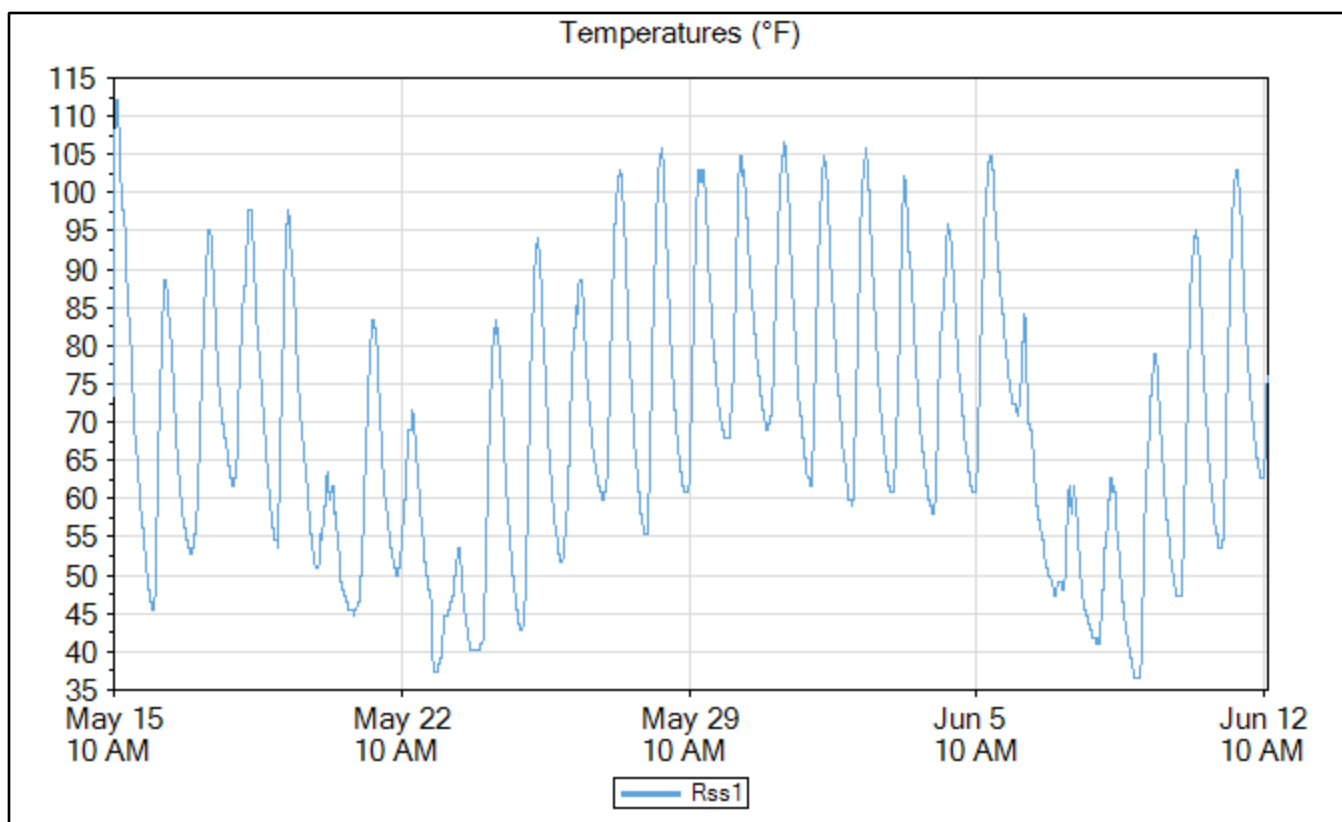
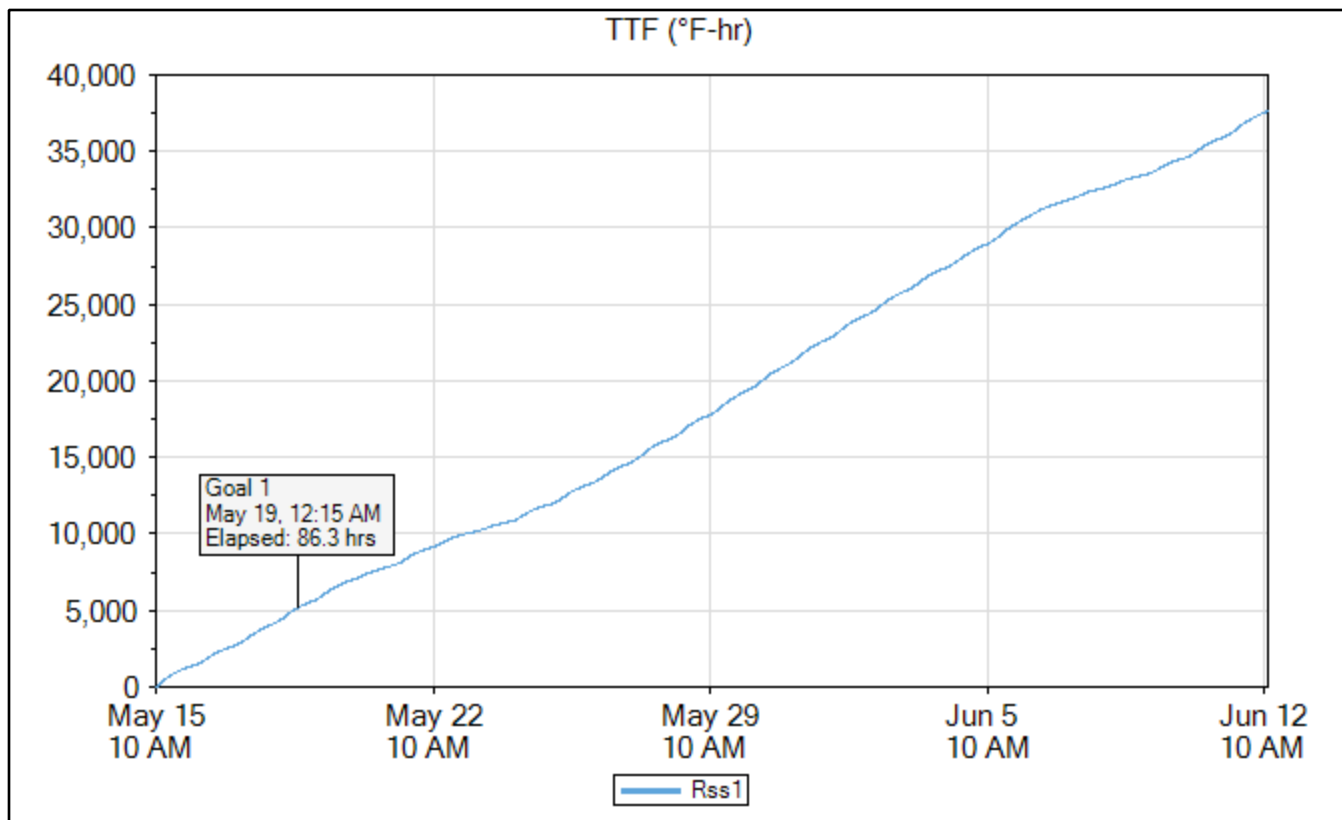
Rss1

	Time	Elapsed Time (days.hours:minutes)	Temperature (°F)	TTF (°F-hr)	Strength (psi)
Goal 1	May 19, 2020 12:15 AM	3.14:15	75.2	5,195	4,000
Min Temp	Jun 09, 2020 06:15 AM	24.20:15	36.5	33,390	4,609
Max Temp	May 15, 2020 11:30 AM	01:30	112.1	137	2,810
Download	Jun 12, 2020 11:30 AM	28.01:30	76.1	37,635	4,648

Name	Rss1
Serial Number	0000004DDDE2
Location	
Depth (in)	0.0
Placement Date	May 15, 2020 10:00 AM
Sample Interval (minutes)	15

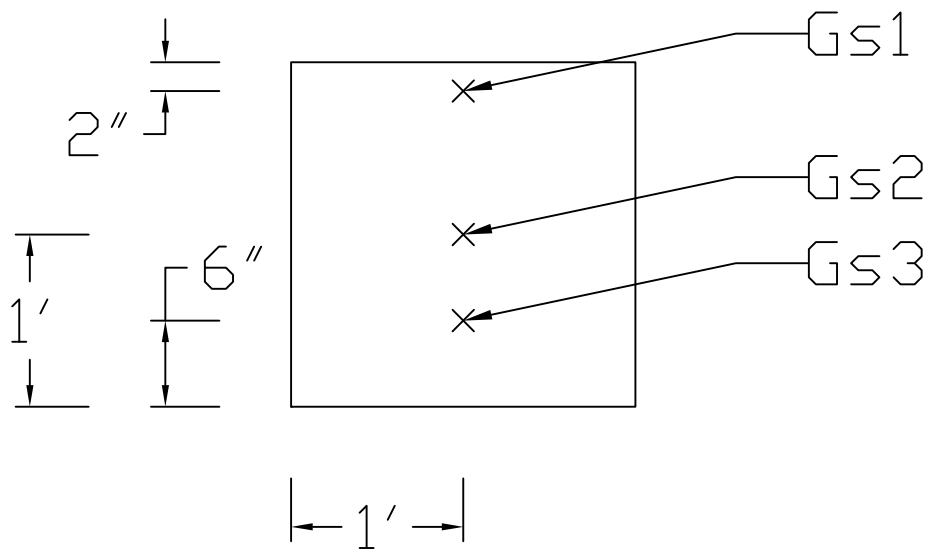
Maturity Method	Nurse-Saul
Datum Temp (°F)	14





Mix C - Green 65 Degrees Group TMM Sensors Layout

Small 2'x2' Slab

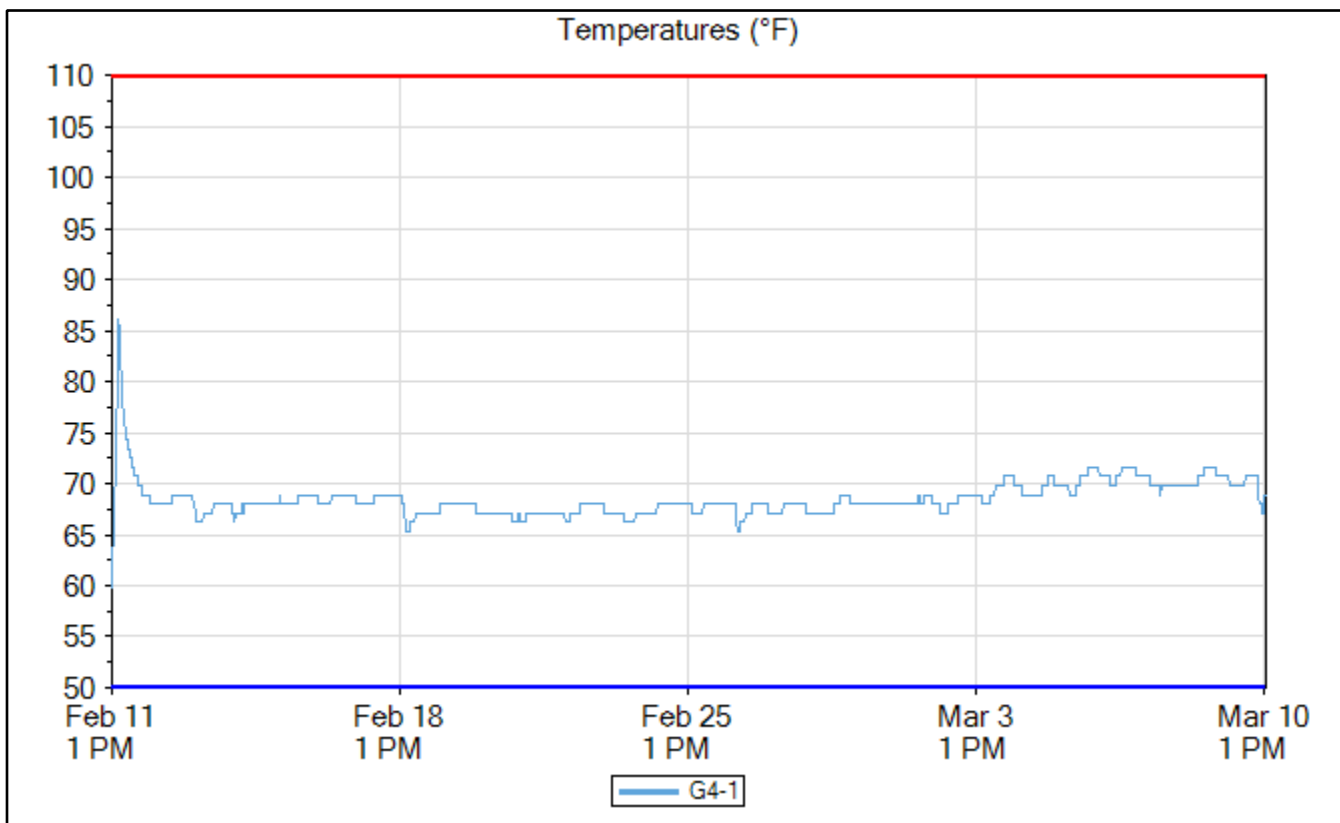


4"x8" Reference Cylinder Data

G4-1

	Time	Elapsed Time (days.hours:minutes)	Temperature (°F)
Min Temp	Feb 11, 2020 01:15 PM	00:00	59.9
Max Temp	Feb 11, 2020 05:00 PM	03:45	86.0
Download	Mar 10, 2020 02:30 PM	28.01:15	68.9

Name	G4-1
Serial Number	0000004DB694
Location	
Depth (in)	0.0
Placement Date	Feb 11, 2020 1:05 PM
Sample Interval (minutes)	15

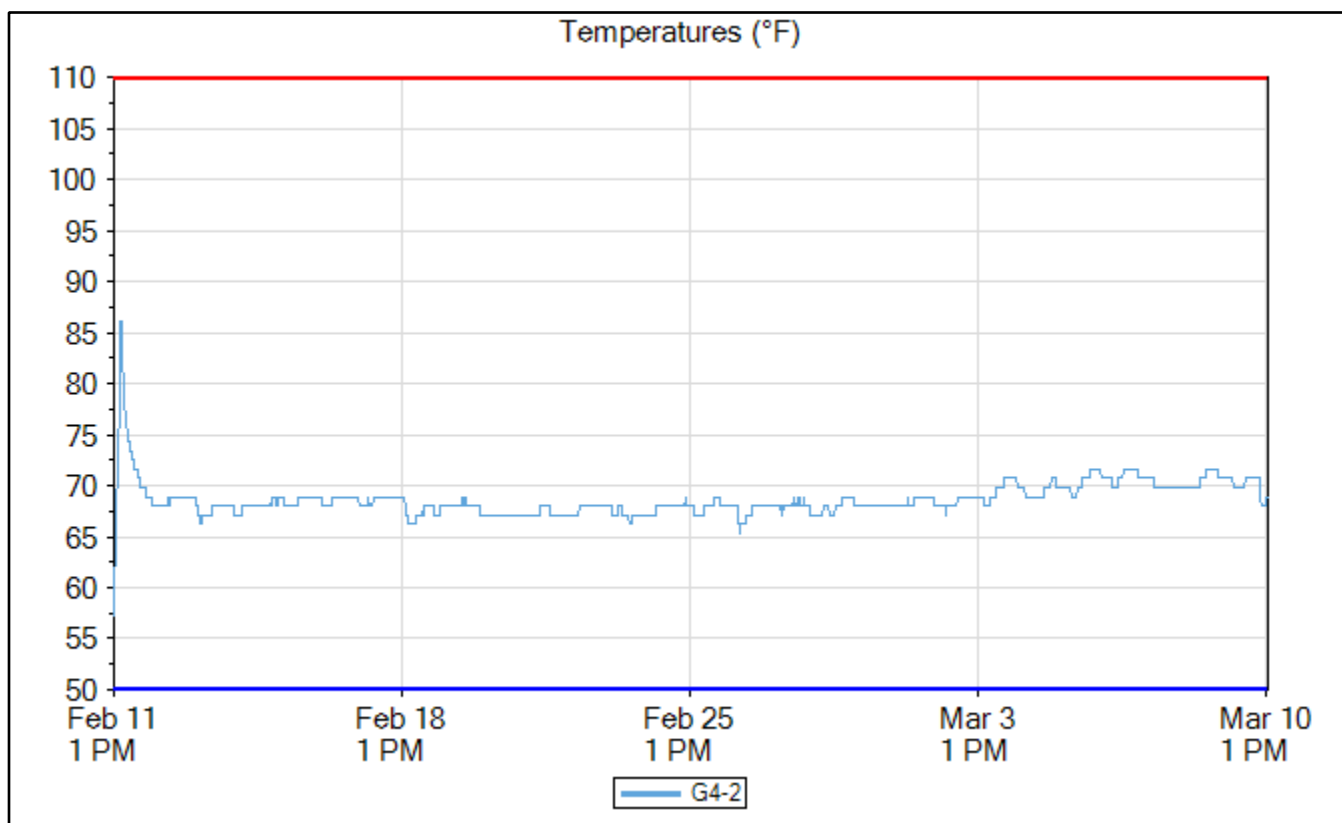


G4-2

4"x8" Reference Cylinder Data

	Time	Elapsed Time (days.hours:minutes)	Temperature (°F)
Min Temp	Feb 11, 2020 01:15 PM	00:00	57.2
Max Temp	Feb 11, 2020 04:45 PM	03:30	86.0
Download	Mar 10, 2020 02:30 PM	28.01:15	68.9

Name	G4-2
Serial Number	0000004DCD72
Location	
Depth (in)	4.0
Placement Date	Feb 11, 2020 1:05 PM
Sample Interval (minutes)	15

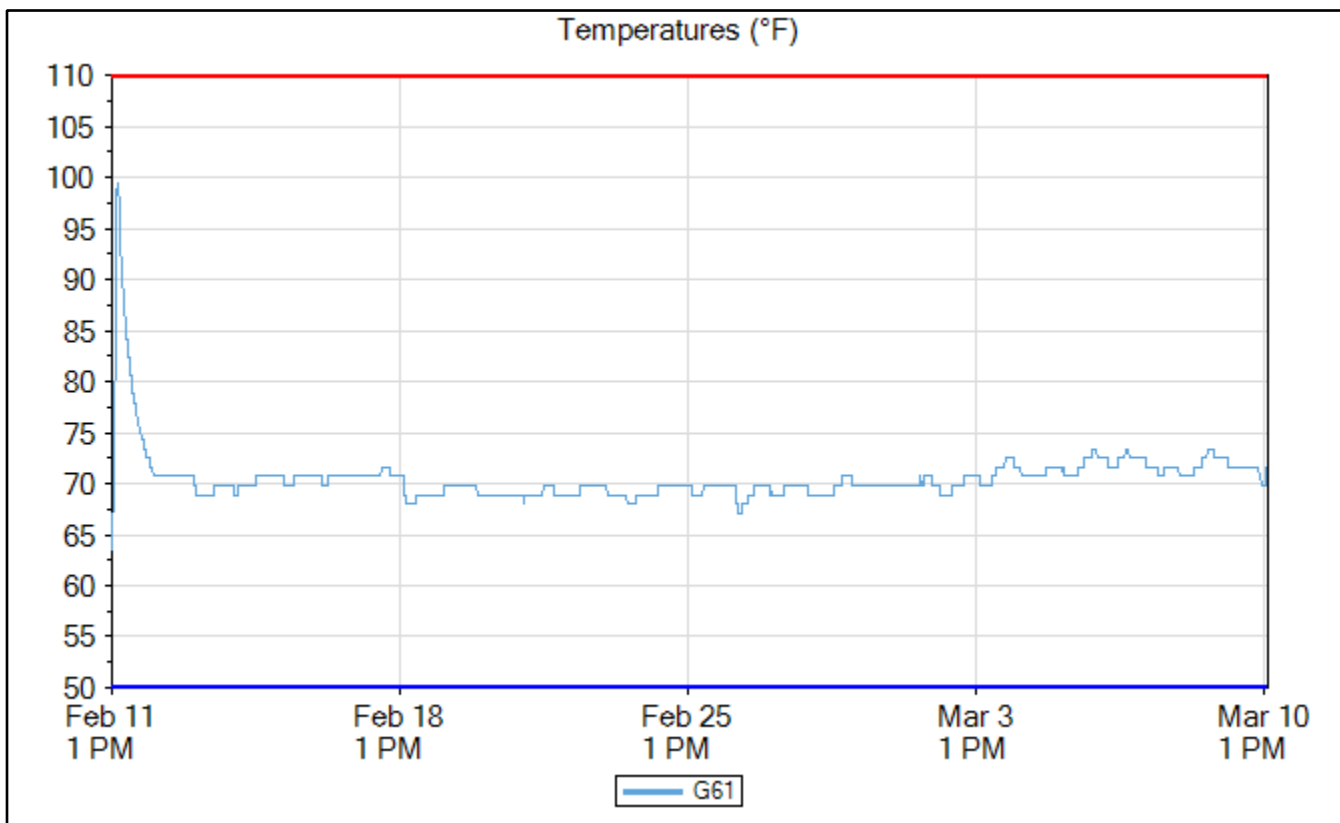


6"x12" Reference Cylinder Data

G61

	Time	Elapsed Time (days.hours:minutes)	Temperature (°F)
Min Temp	Feb 11, 2020 01:15 PM	00:00	63.5
Max Temp	Feb 11, 2020 04:15 PM	03:00	99.5
Download	Mar 10, 2020 03:15 PM	28.02:00	71.6

Name	G61
Serial Number	0000004DD092
Location	
Depth (in)	0.0
Placement Date	Feb 11, 2020 1:05 PM
Sample Interval (minutes)	15

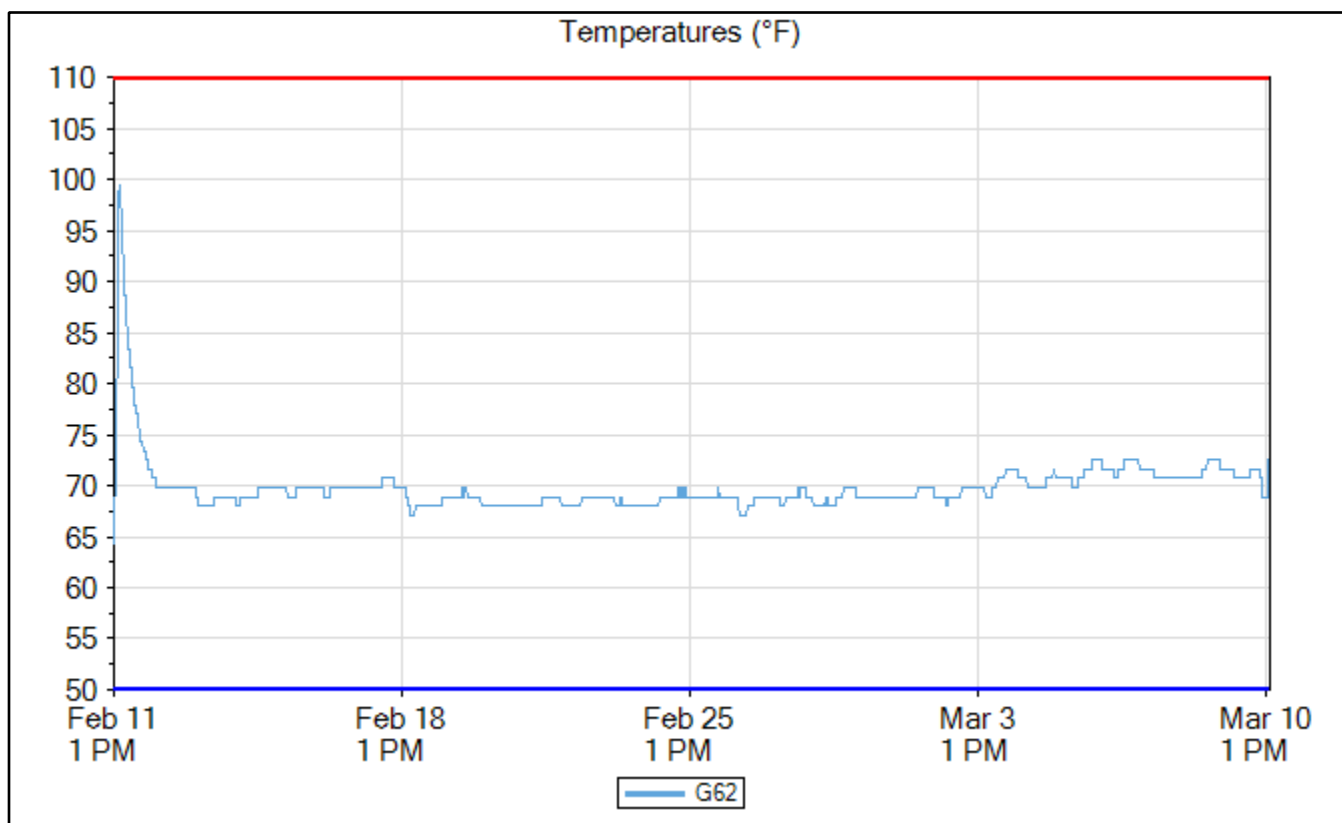


G62

6"x12" Reference Cylinder Data

	Time	Elapsed Time (days.hours:minutes)	Temperature (°F)
Min Temp	Feb 11, 2020 01:15 PM	00:00	64.4
Max Temp	Feb 11, 2020 04:15 PM	03:00	99.5
Download	Mar 10, 2020 03:15 PM	28.02:00	72.5

Name	G62
Serial Number	0000004DBC9A
Location	
Depth (in)	0.0
Placement Date	Feb 11, 2020 1:05 PM
Sample Interval (minutes)	15

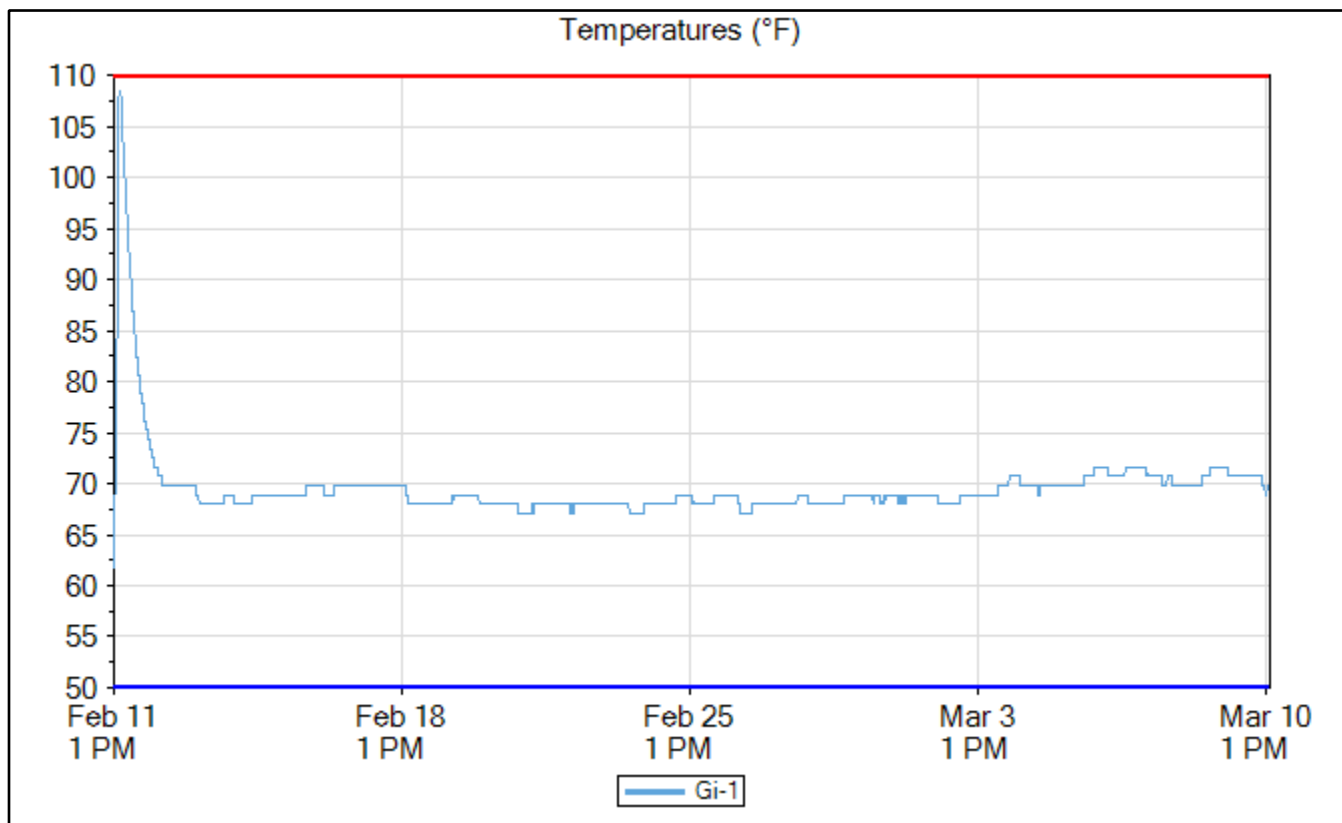


Insulated 4"x8" Reference Cylinder Data

Gi-1

	Time	Elapsed Time (days.hours:minutes)	Temperature (°F)
Min Temp	Feb 11, 2020 01:15 PM	00:00	61.7
Max Temp	Feb 11, 2020 04:15 PM	03:00	108.5
Download	Mar 10, 2020 03:15 PM	28.02:00	69.8

Name	Gi-1
Serial Number	0000004DB25A
Location	
Depth (in)	0.0
Placement Date	Feb 11, 2020 1:05 PM
Sample Interval (minutes)	15

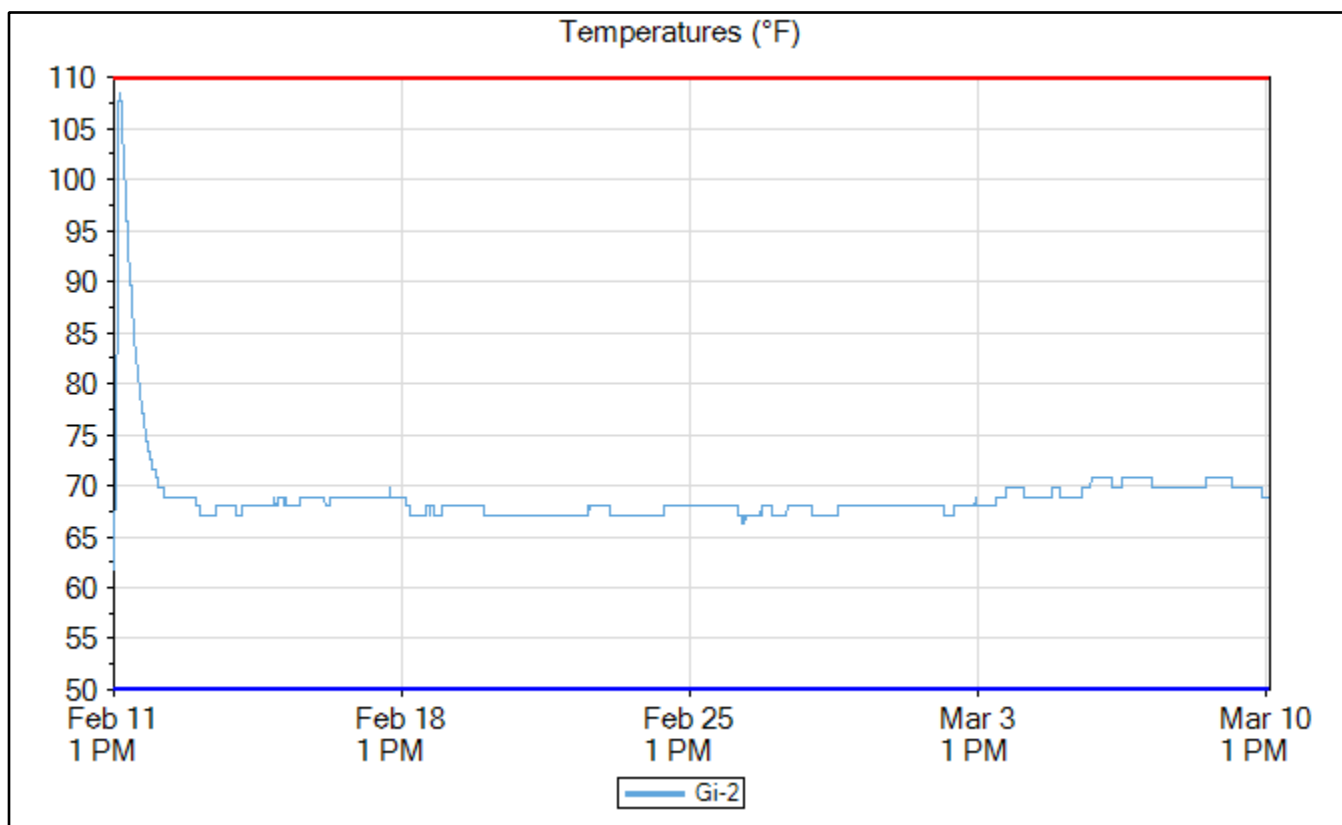


Insulated 4"x8" Reference Cylinder Data

Gi-2

	Time	Elapsed Time (days.hours:minutes)	Temperature (°F)
Min Temp	Feb 11, 2020 01:15 PM	00:00	61.7
Max Temp	Feb 11, 2020 04:30 PM	03:15	108.5
Download	Mar 10, 2020 03:15 PM	28.02:00	68.9

Name	Gi-2
Serial Number	0000004DAE0D
Location	
Depth (in)	0.0
Placement Date	Feb 11, 2020 1:05 PM
Sample Interval (minutes)	15



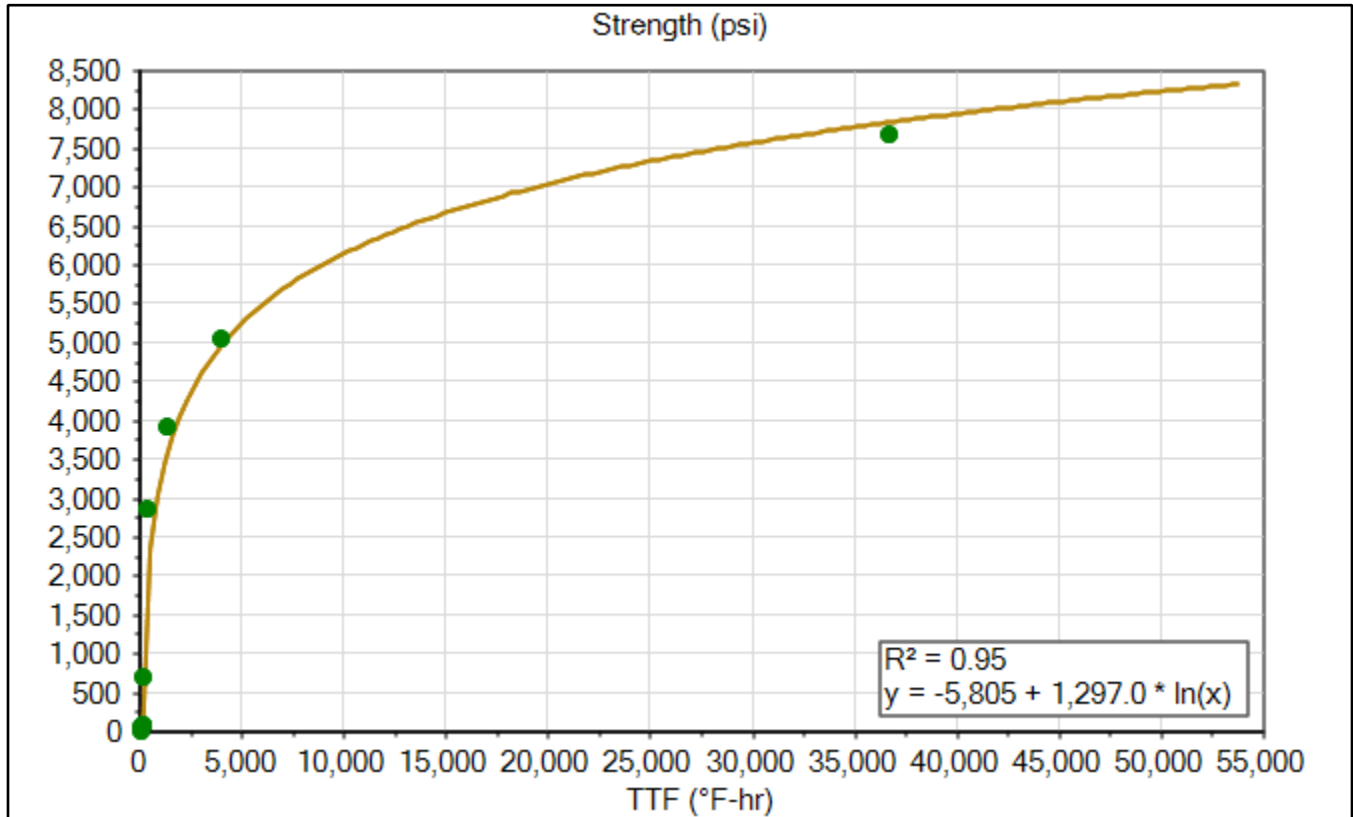
4x8 Cylinders Maturity Curve

Maturity Curve Report

Timestamp	Age (hours)	Strength (psi)	TTF (°F-hr)
Feb 11, 2020 02:25 PM	1.166667	0	62
Feb 11, 2020 02:27 PM	1.2	45	62
Feb 11, 2020 03:26 PM	2.183333	49	118
Feb 11, 2020 04:00 PM	2.75	86	148
Feb 11, 2020 04:25 PM	3.166667	69	181
Feb 11, 2020 05:00 PM	3.75	692	217
Feb 11, 2020 07:02 PM	5.783333	2,866	355
Feb 12, 2020 12:54 PM	23.65	3,907	1,386
Feb 14, 2020 12:53 PM	71.63333	5,042	3,978
Mar 10, 2020 12:56 PM	671.6833	7,668	36,661

Maturity Method	Nurse-Saul
Datum Temp (°F)	14

Curve-Fit Model	Ln
Intercept (psi)	-5,805
Slope	1,297.0
Equation	$y = -5,805 + 1,297.0 * \ln(x)$
R²	0.95



Signature _____

Print _____

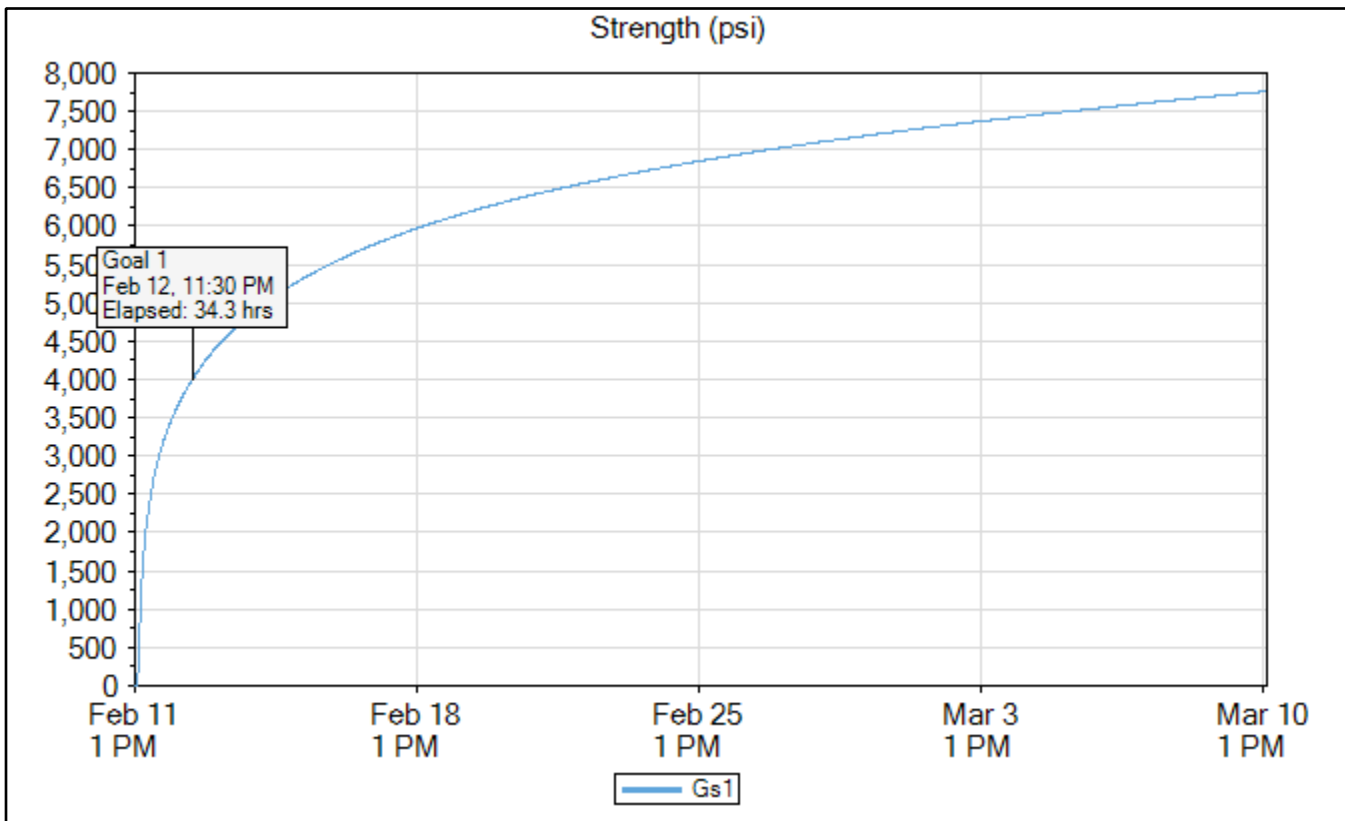
Gs1

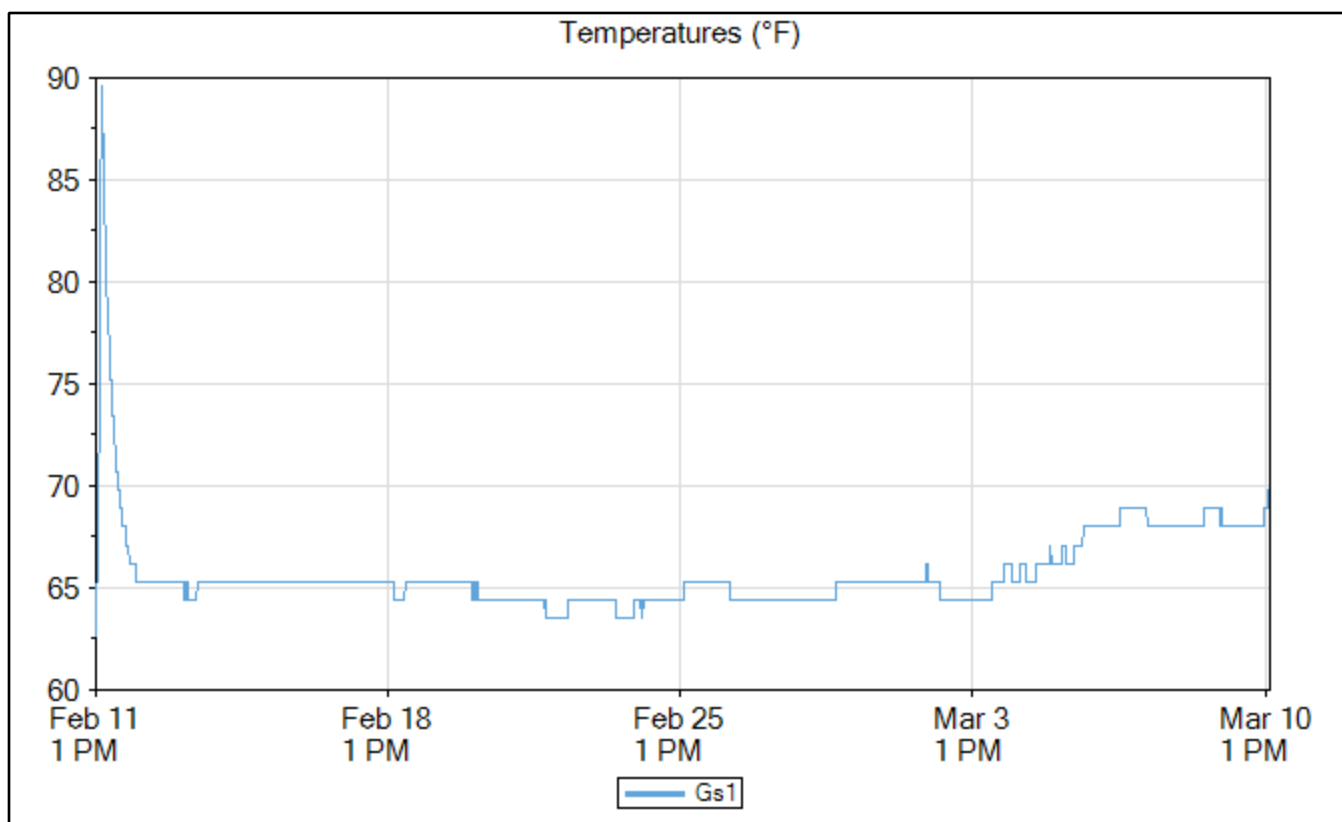
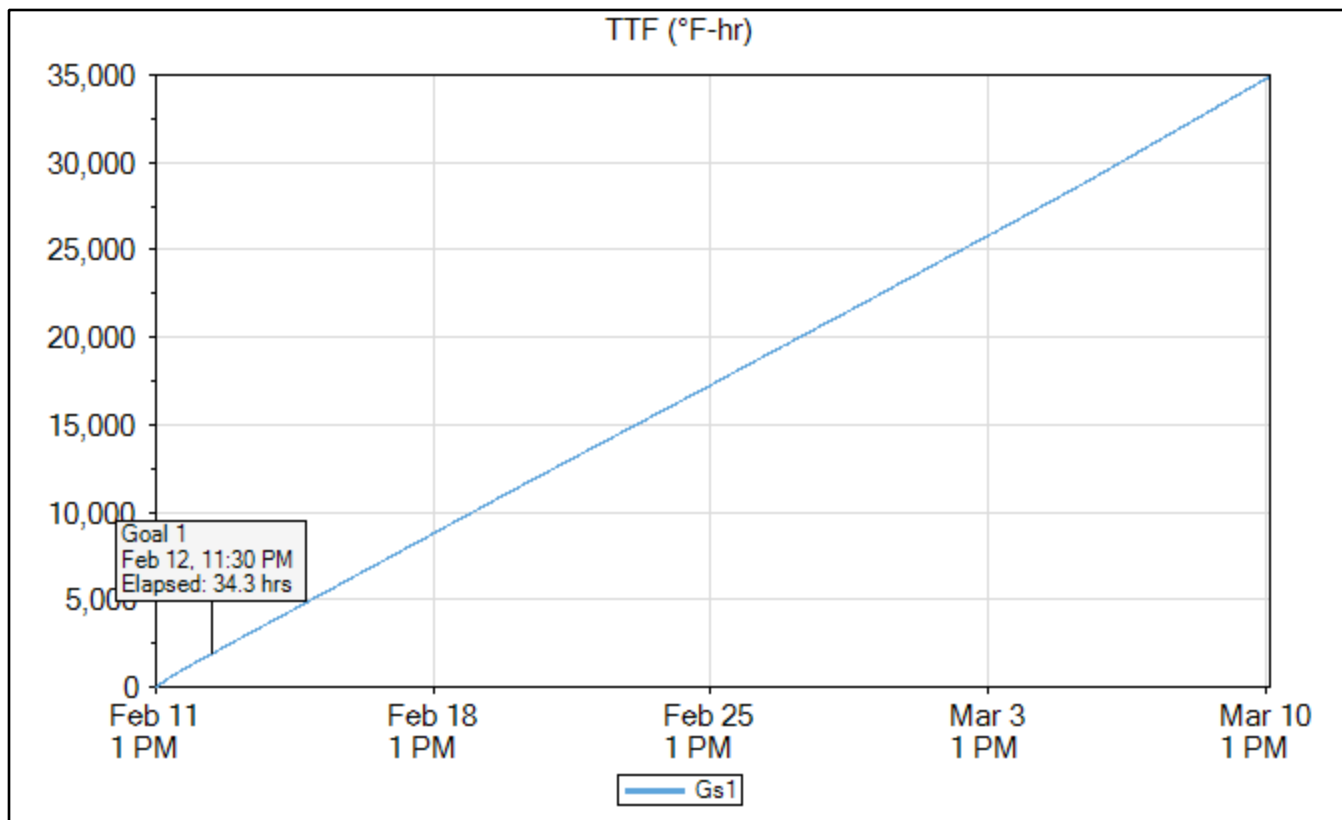
4x8 Cylinders Maturity Curve

	Time	Elapsed Time (days.hours:minutes)	Temperature (°F)	TTF (°F-hr)	Strength (psi)
Goal 1	Feb 12, 2020 11:30 PM	1.10:15	65.3	1,921	4,001
Min Temp	Feb 11, 2020 01:15 PM	00:00	62.6	0	0
Max Temp	Feb 11, 2020 04:45 PM	03:30	89.6	214	1,154
Download	Mar 10, 2020 03:15 PM	28.02:00	69.8	34,870	7,761

Name	Gs1
Serial Number	0000004DE5DA
Location	
Depth (in)	0.0
Placement Date	Feb 11, 2020 1:05 PM
Sample Interval (minutes)	15

Maturity Method	Nurse-Saul
Datum Temp (°F)	14



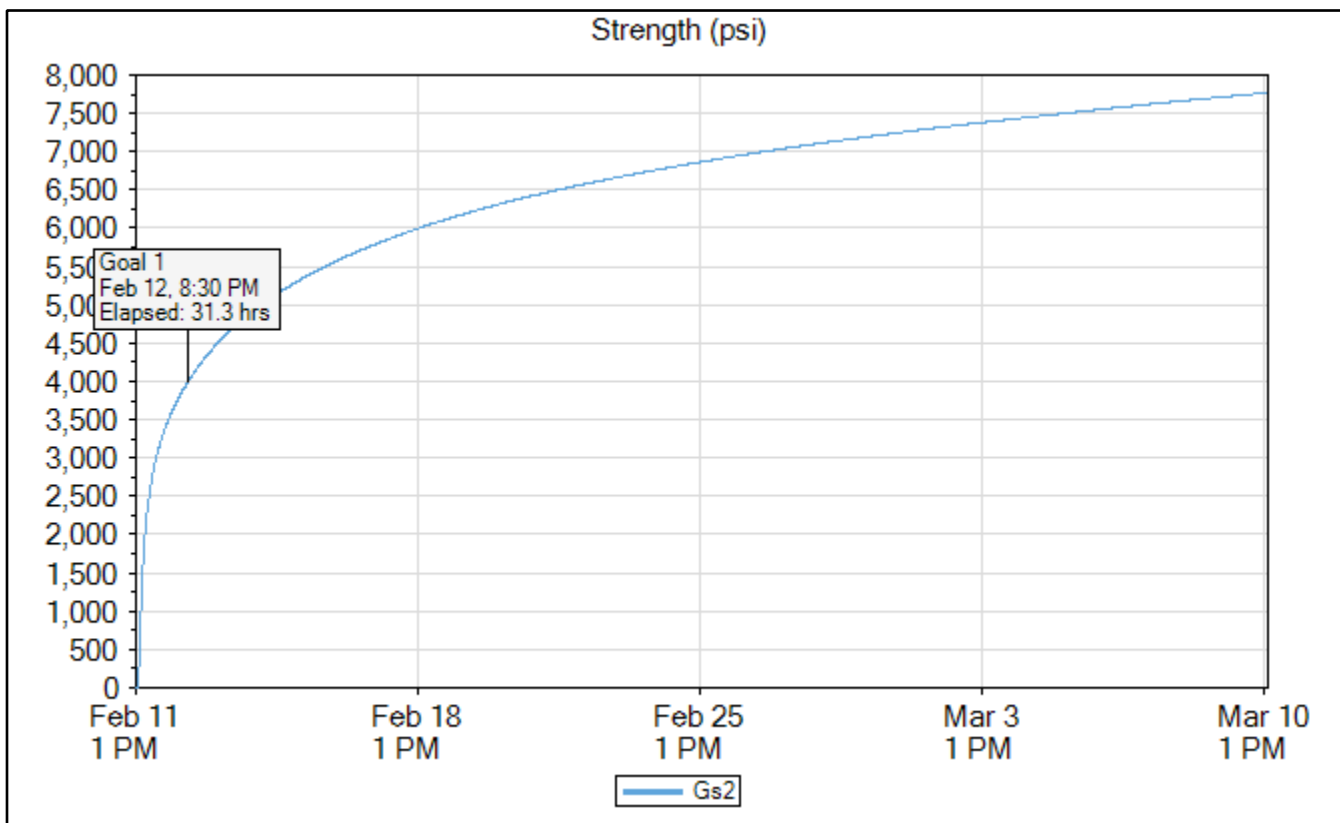


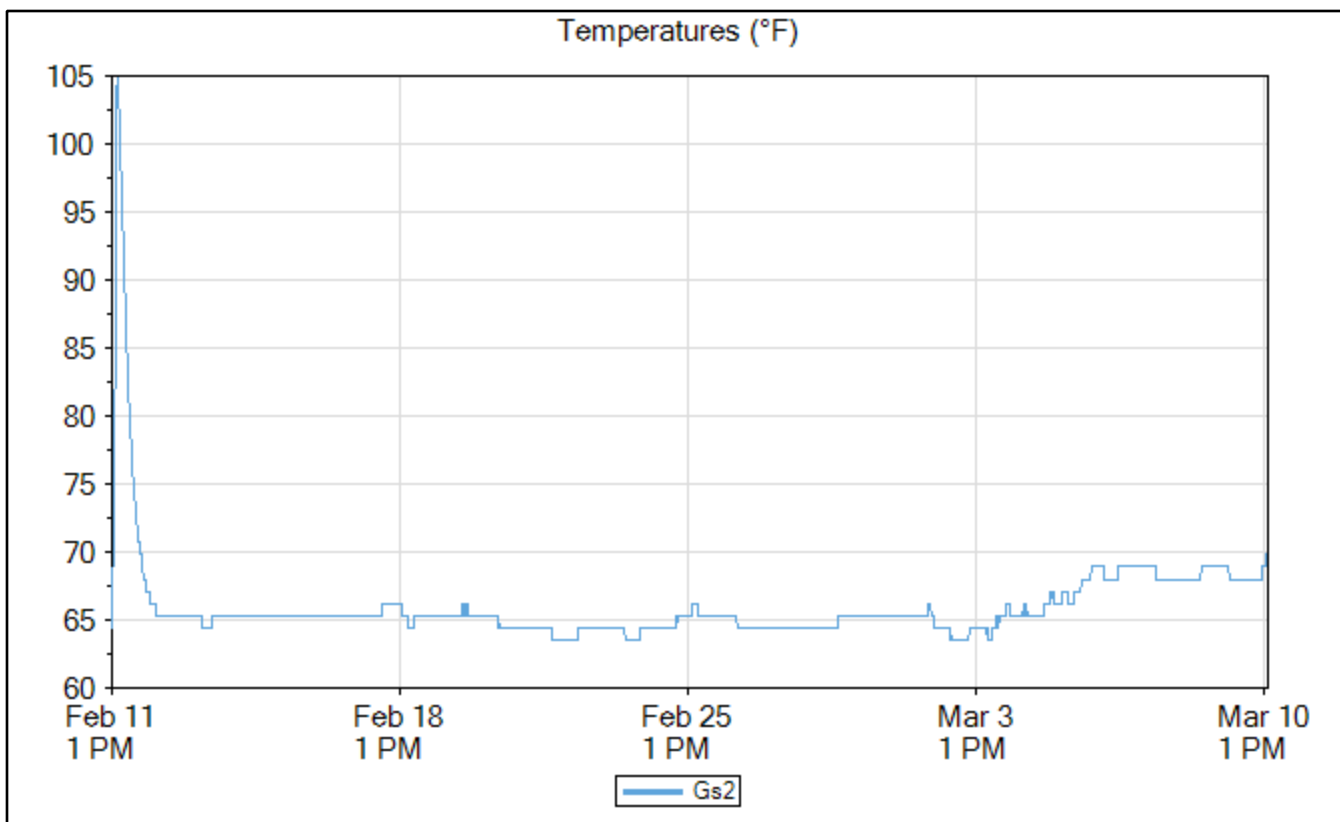
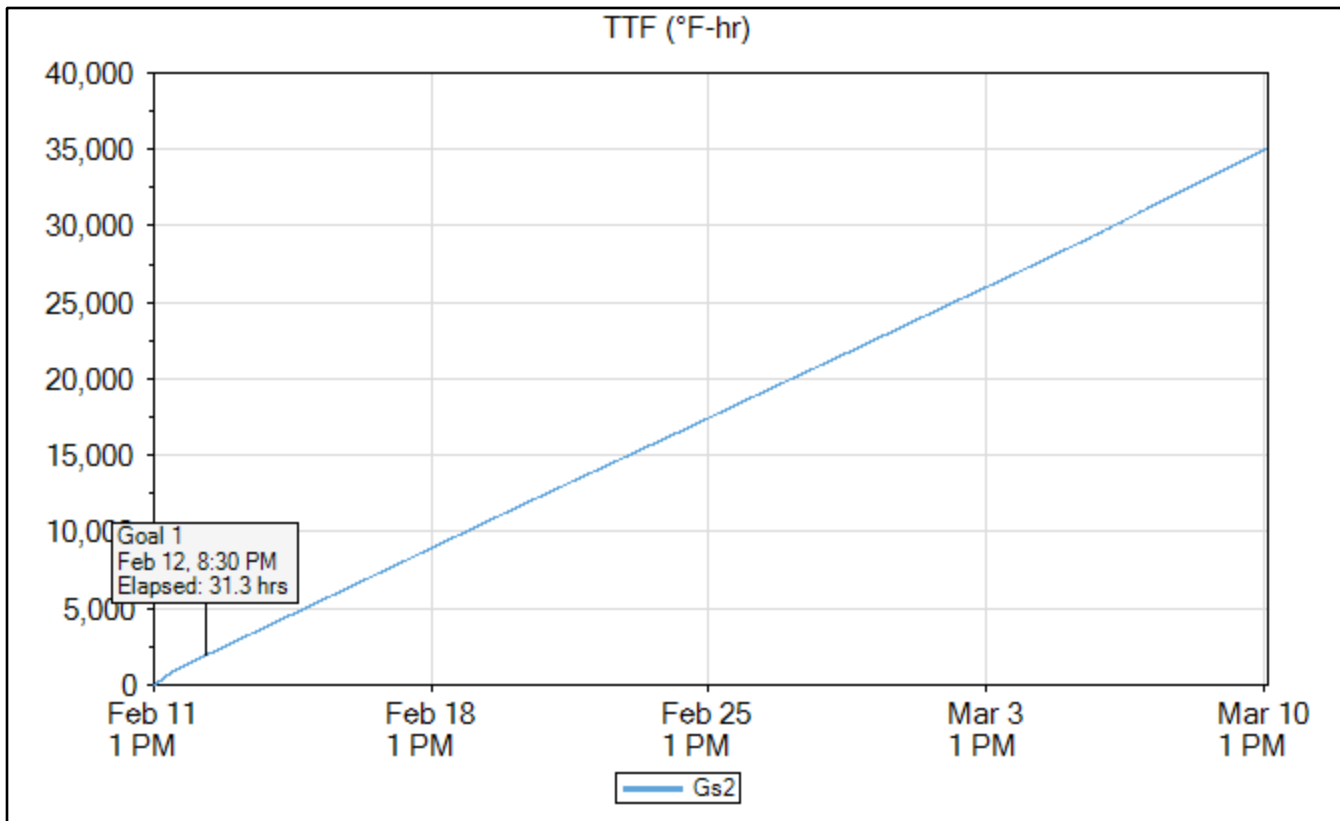
Gs2

	Time	Elapsed Time (days.hours:minutes)	Temperature (°F)	TTF (°F-hr)	Strength (psi)
Goal 1	Feb 12, 2020 08:30 PM	1.07:15	65.3	1,926	4,004
Min Temp	Feb 22, 2020 06:30 AM	10.17:15	63.5	13,495	6,529
Max Temp	Feb 11, 2020 04:15 PM	03:00	104.9	206	1,103
Download	Mar 10, 2020 03:15 PM	28.02:00	69.8	35,063	7,768

Name	Gs2
Serial Number	0000004DE110
Location	
Depth (in)	0.0
Placement Date	Feb 11, 2020 1:05 PM
Sample Interval (minutes)	15

Maturity Method	Nurse-Saul
Datum Temp (°F)	14



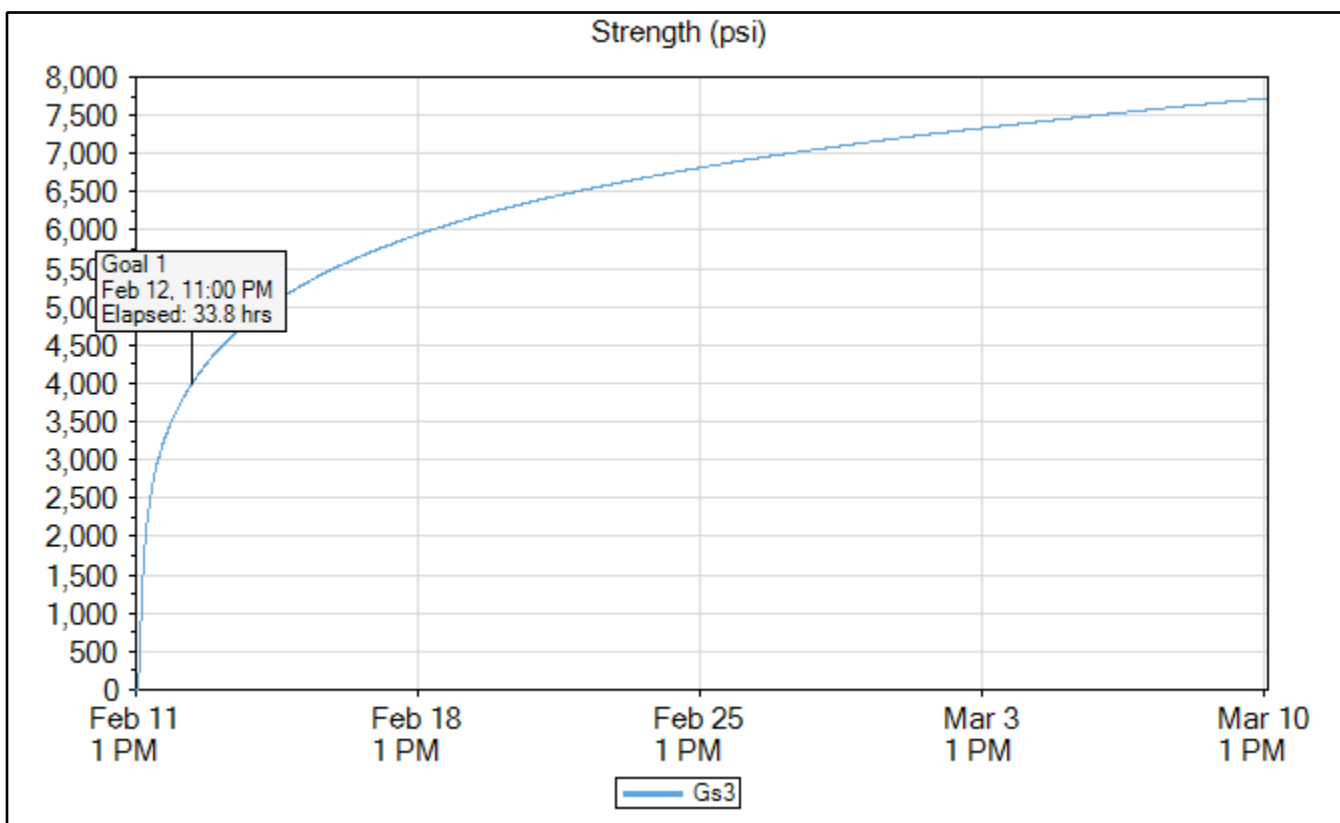


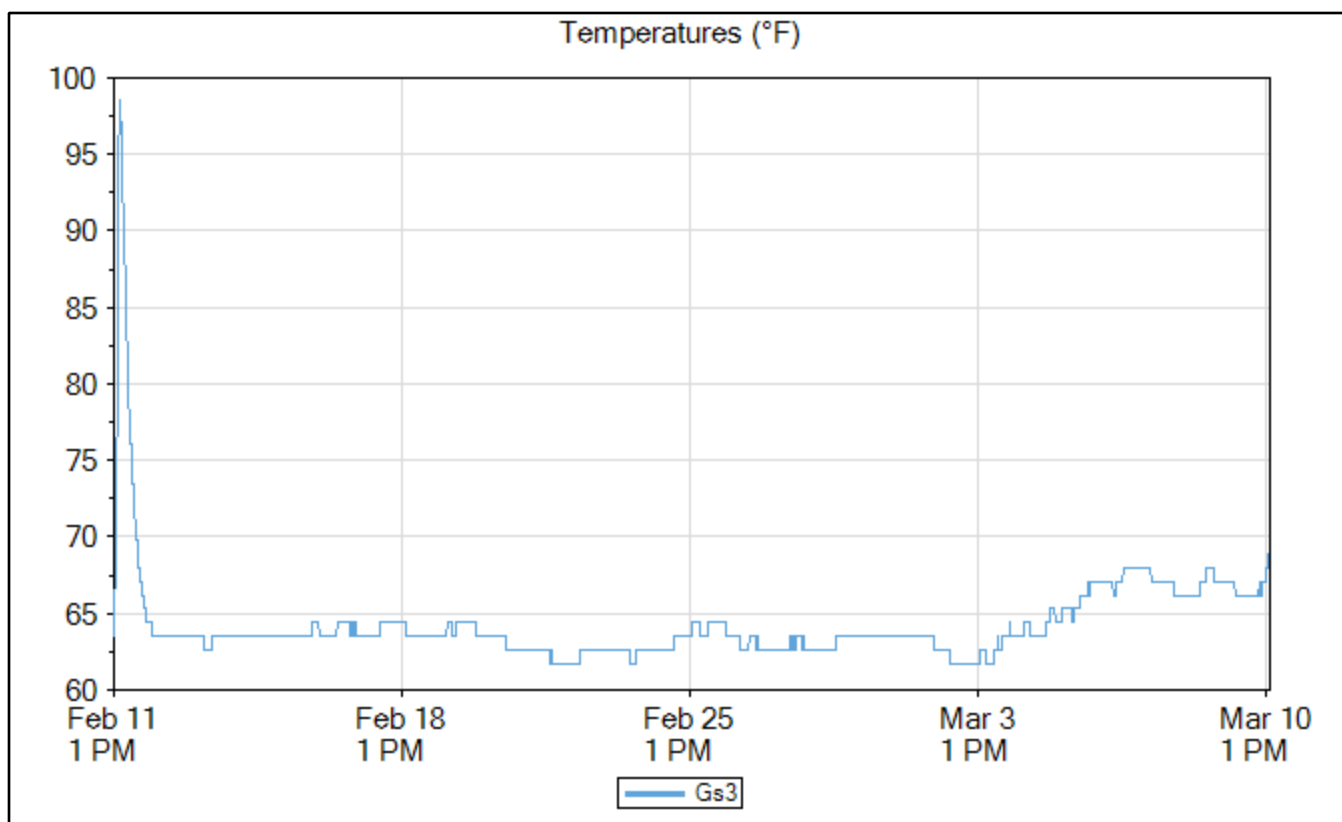
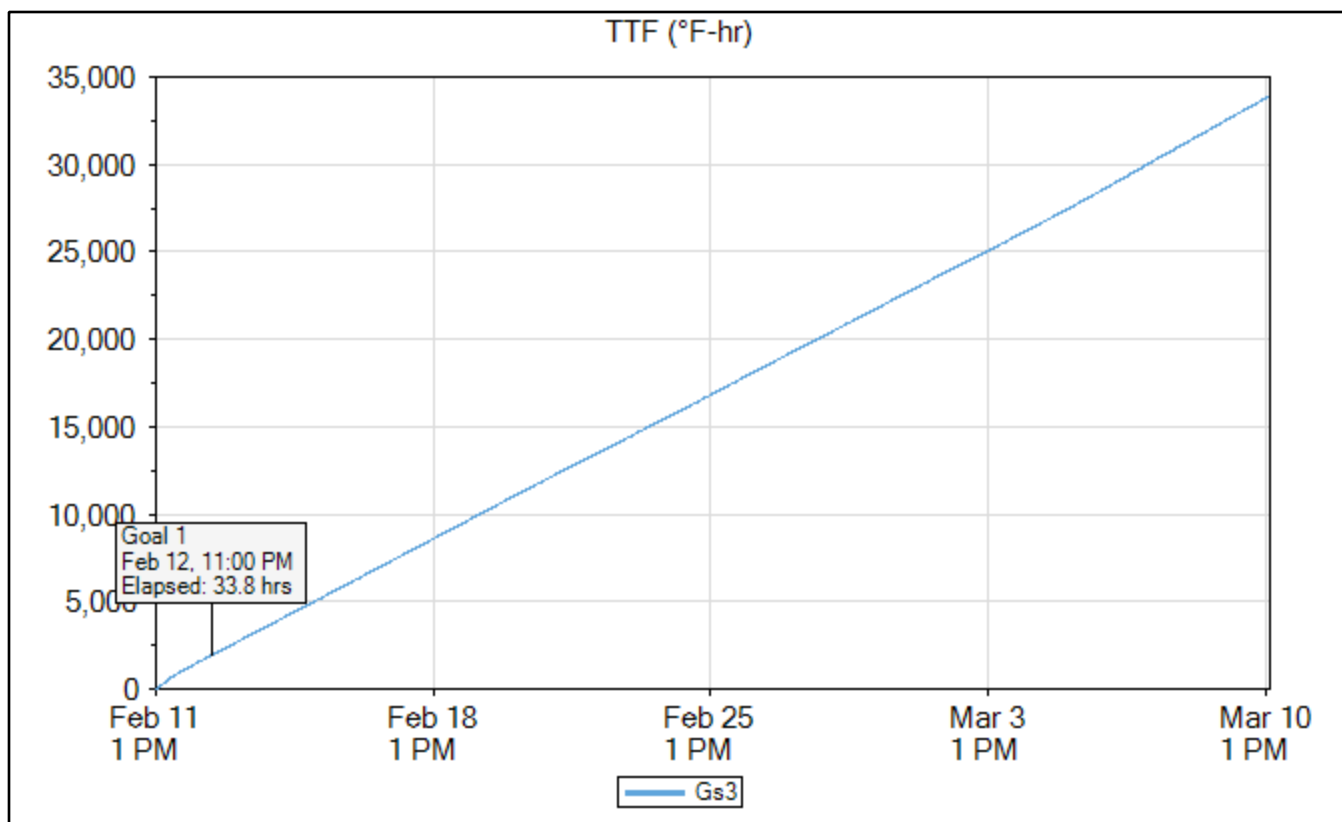
Gs3

	Time	Elapsed Time (days.hours:minutes)	Temperature (°F)	TTF (°F-hr)	Strength (psi)
Goal 1	Feb 12, 2020 11:00 PM	1.09:45	63.5	1,929	4,006
Min Temp	Feb 22, 2020 04:15 AM	10.15:00	61.7	12,891	6,470
Max Temp	Feb 11, 2020 04:30 PM	03:15	98.6	211	1,134
Download	Mar 10, 2020 03:15 PM	28.02:00	68.9	33,884	7,724

Name	Gs3
Serial Number	0000004DD352
Location	
Depth (in)	0.0
Placement Date	Feb 11, 2020 1:05 PM
Sample Interval (minutes)	15

Maturity Method	Nurse-Saul
Datum Temp (°F)	14





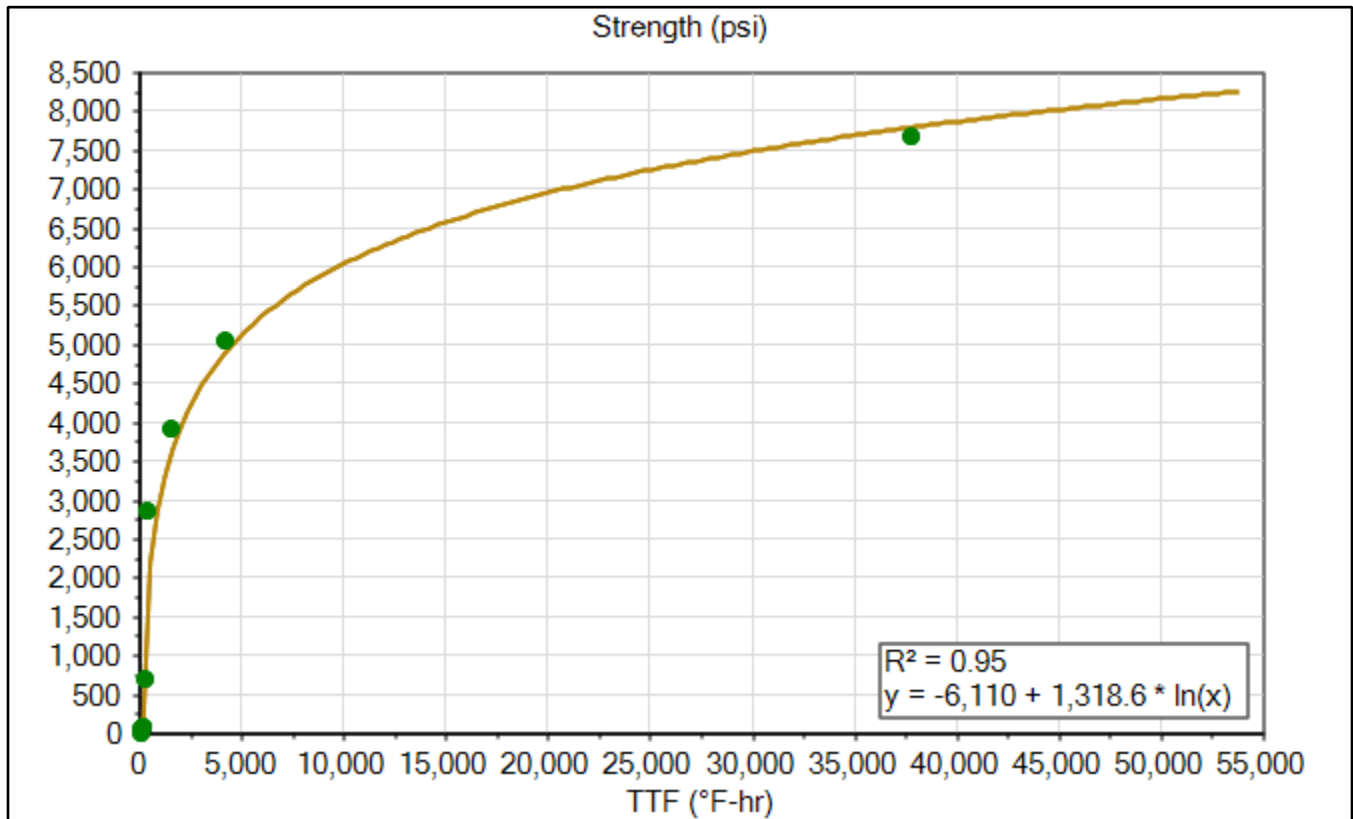
6x12 Cylinders Maturity Curve

Maturity Curve Report

Timestamp	Age (hours)	Strength (psi)	TTF (°F-hr)
Feb 11, 2020 02:25 PM	1.166667	0	69
Feb 11, 2020 02:27 PM	1.2	45	69
Feb 11, 2020 03:25 PM	2.183333	49	136
Feb 11, 2020 04:00 PM	2.75	86	178
Feb 11, 2020 04:25 PM	3.166667	69	221
Feb 11, 2020 05:00 PM	3.75	692	263
Feb 11, 2020 07:01 PM	5.783333	2,866	424
Feb 12, 2020 12:53 PM	23.65	3,907	1,566
Feb 14, 2020 12:52 PM	71.63333	5,042	4,236
Mar 10, 2020 12:55 PM	671.6833	7,668	37,739

Maturity Method	Nurse-Saul
Datum Temp (°F)	14

Curve-Fit Model	Ln
Intercept (psi)	-6,110
Slope	1,318.6
Equation	$y = -6,110 + 1,318.6 * \ln(x)$
R²	0.95



Signature _____

Print _____

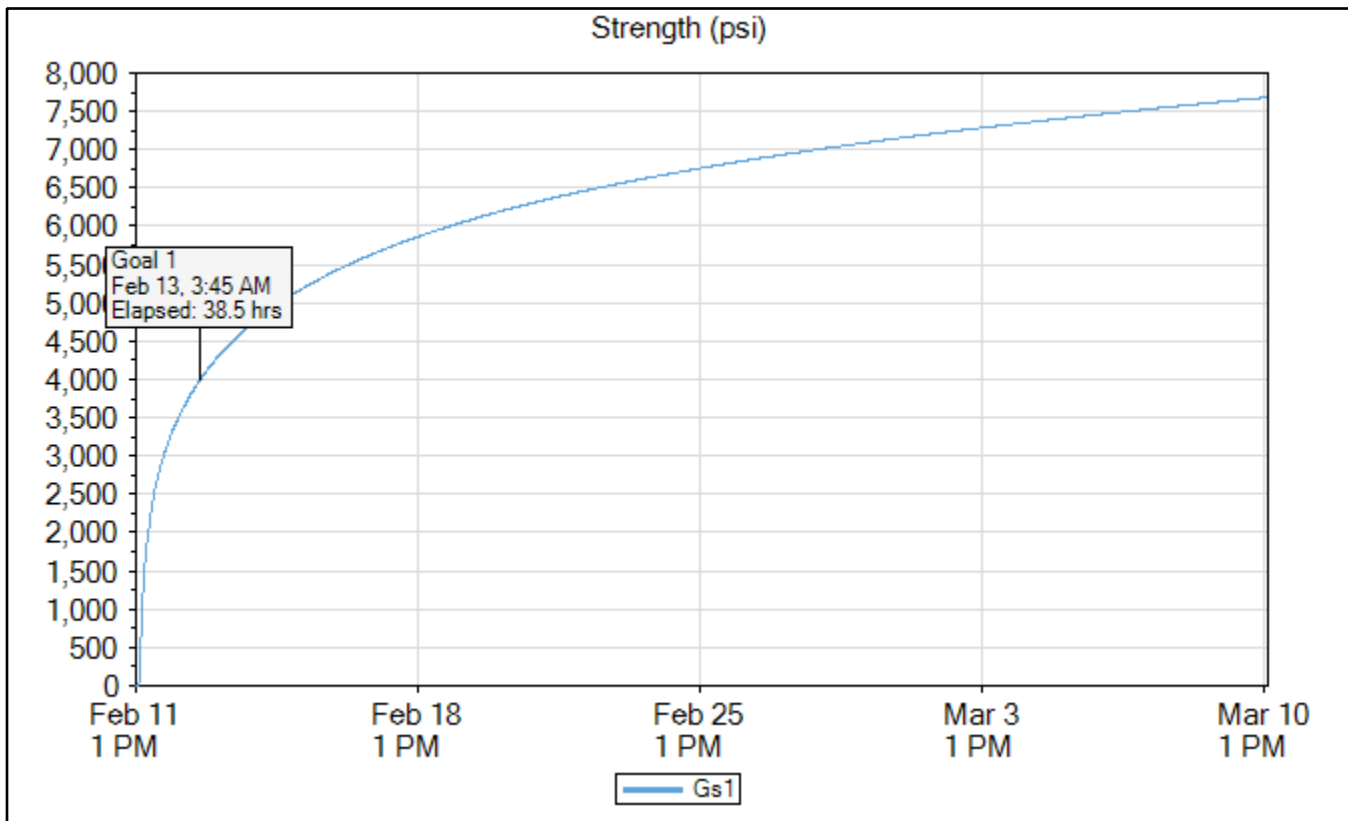
Gs1

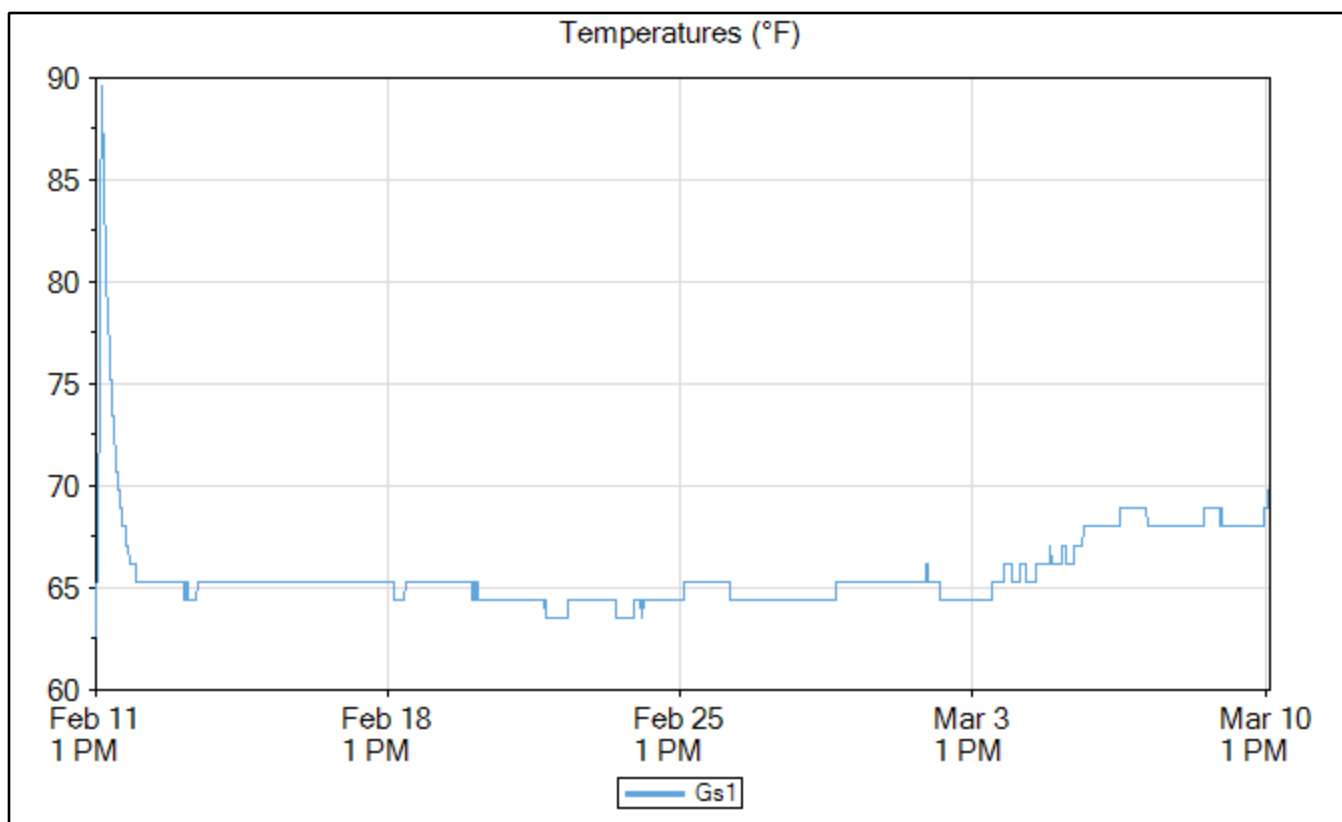
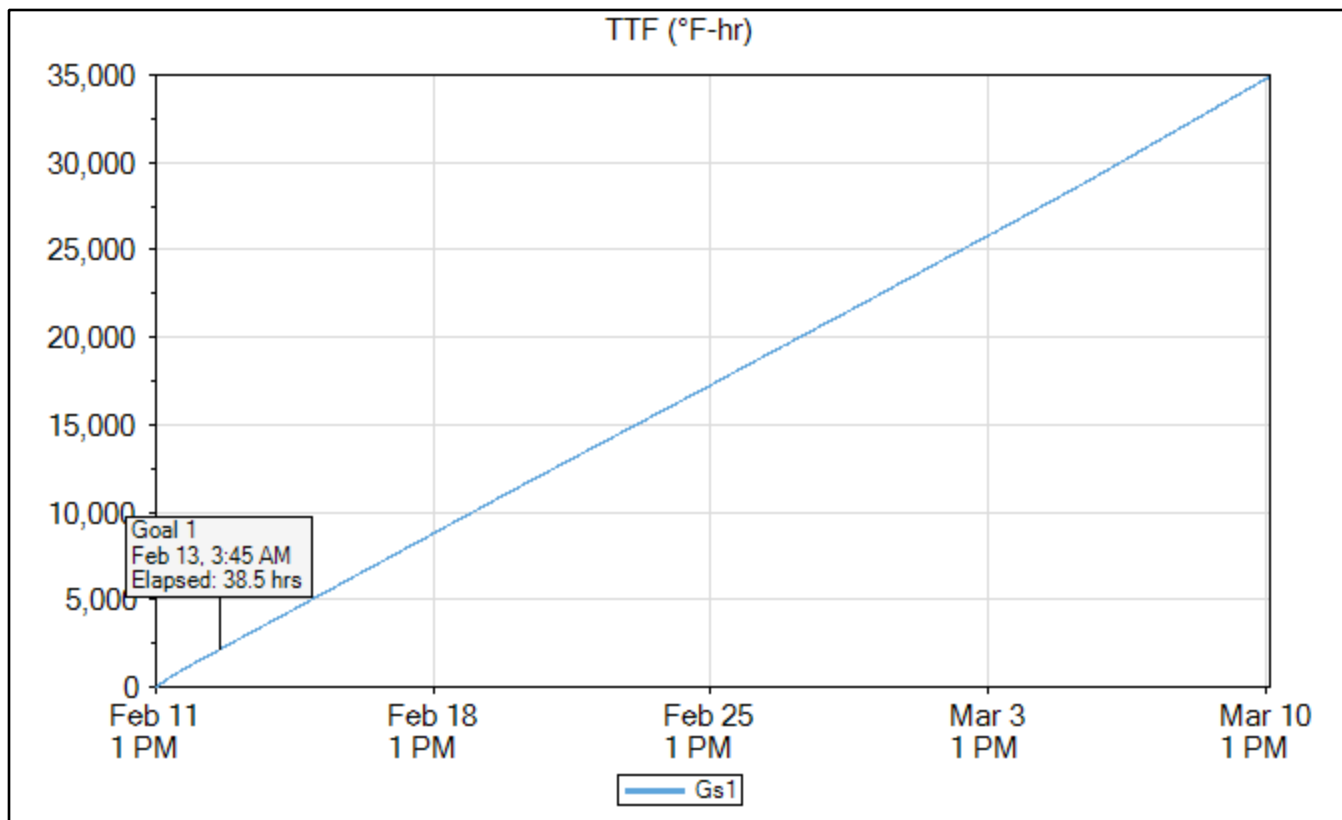
6x12 Cylinders Maturity Curve

	Time	Elapsed Time (days.hours:minutes)	Temperature (°F)	TTF (°F-hr)	Strength (psi)
Goal 1	Feb 13, 2020 03:45 AM	1.14:30	65.3	2,139	4,001
Min Temp	Feb 11, 2020 01:15 PM	00:00	62.6	0	0
Max Temp	Feb 11, 2020 04:45 PM	03:30	89.6	214	966
Download	Mar 10, 2020 03:15 PM	28.02:00	69.8	34,870	7,682

Name	Gs1
Serial Number	0000004DE5DA
Location	
Depth (in)	0.0
Placement Date	Feb 11, 2020 1:05 PM
Sample Interval (minutes)	15

Maturity Method	Nurse-Saul
Datum Temp (°F)	14



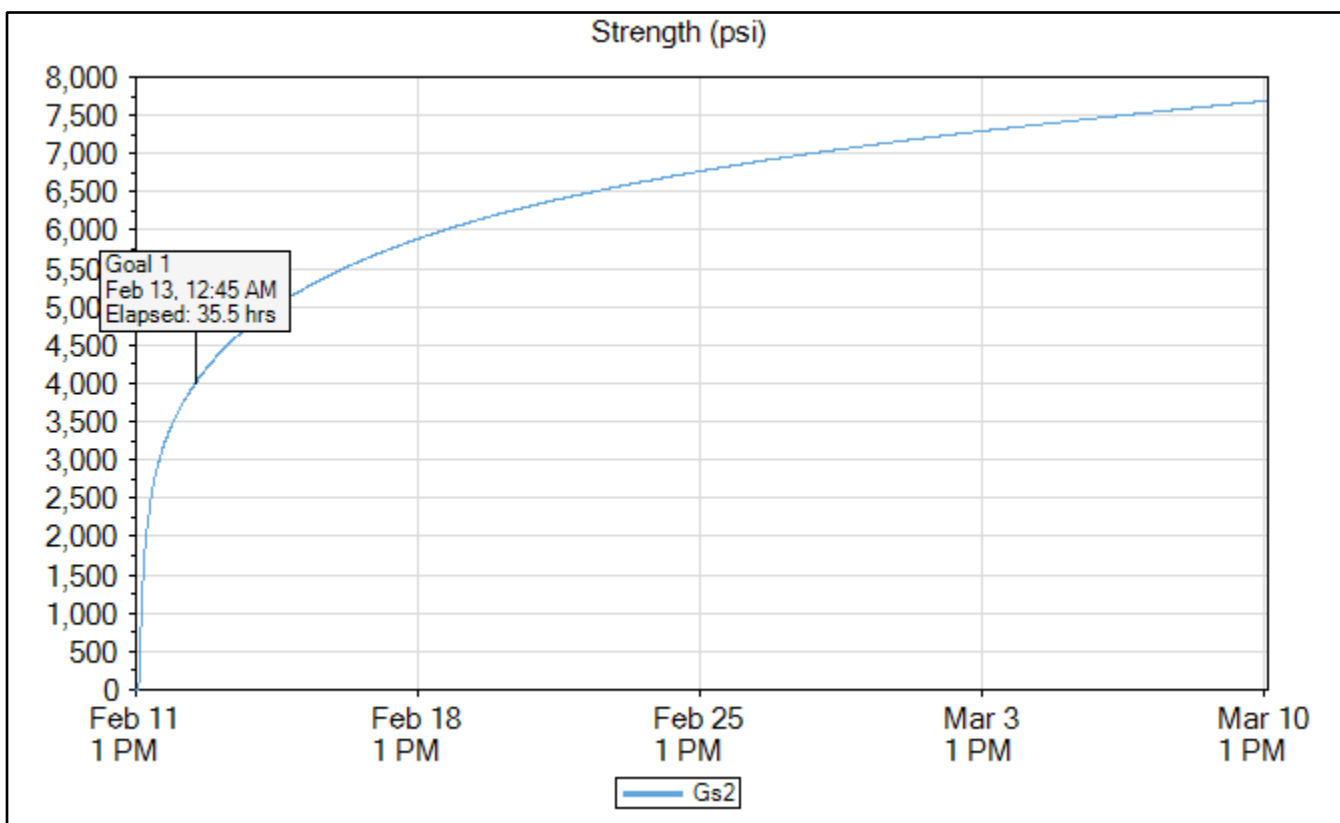


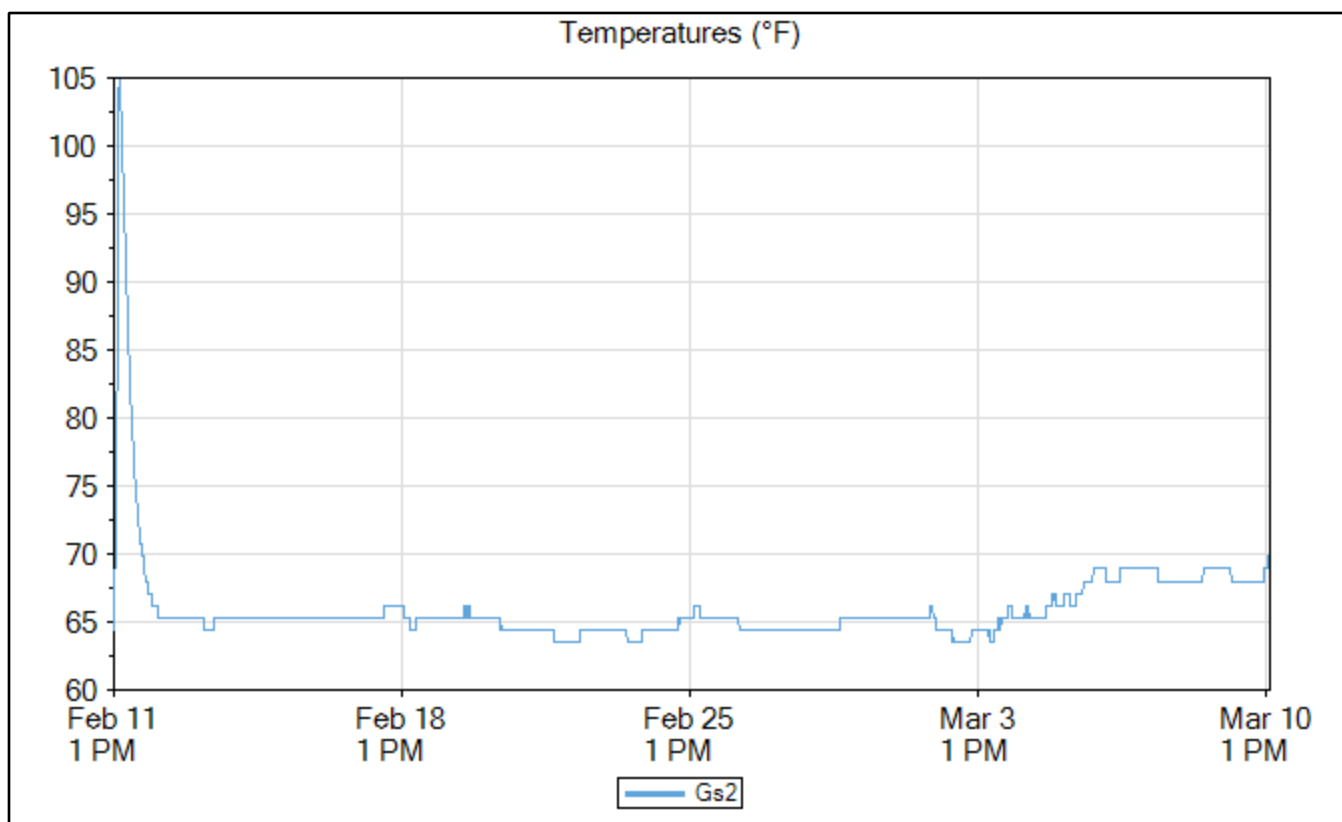
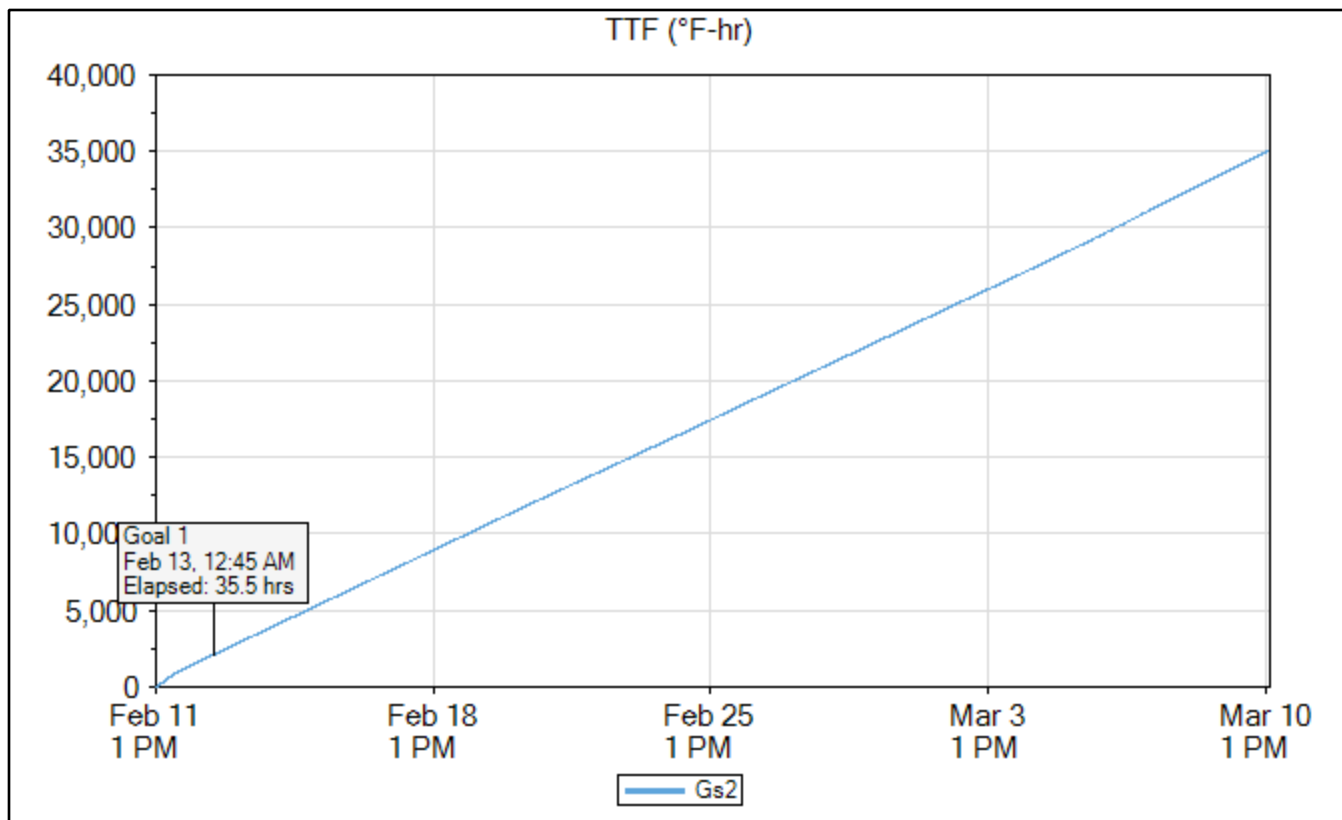
Gs2

	Time	Elapsed Time (days.hours:minutes)	Temperature (°F)	TTF (°F-hr)	Strength (psi)
Goal 1	Feb 13, 2020 12:45 AM	1.11:30	65.3	2,144	4,004
Min Temp	Feb 22, 2020 06:30 AM	10.17:15	63.5	13,495	6,430
Max Temp	Feb 11, 2020 04:15 PM	03:00	104.9	206	913
Download	Mar 10, 2020 03:15 PM	28.02:00	69.8	35,063	7,689

Name	Gs2
Serial Number	0000004DE110
Location	
Depth (in)	0.0
Placement Date	Feb 11, 2020 1:05 PM
Sample Interval (minutes)	15

Maturity Method	Nurse-Saul
Datum Temp (°F)	14



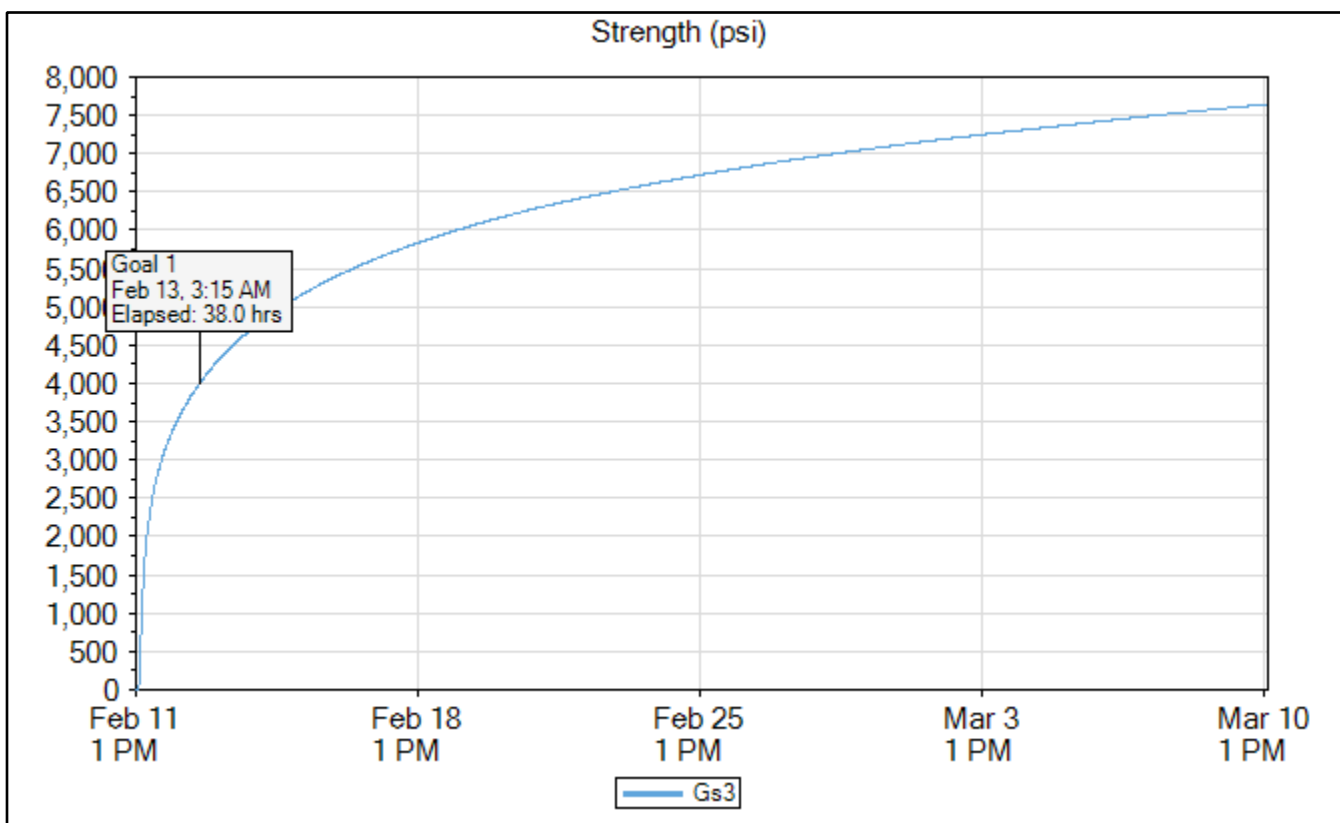


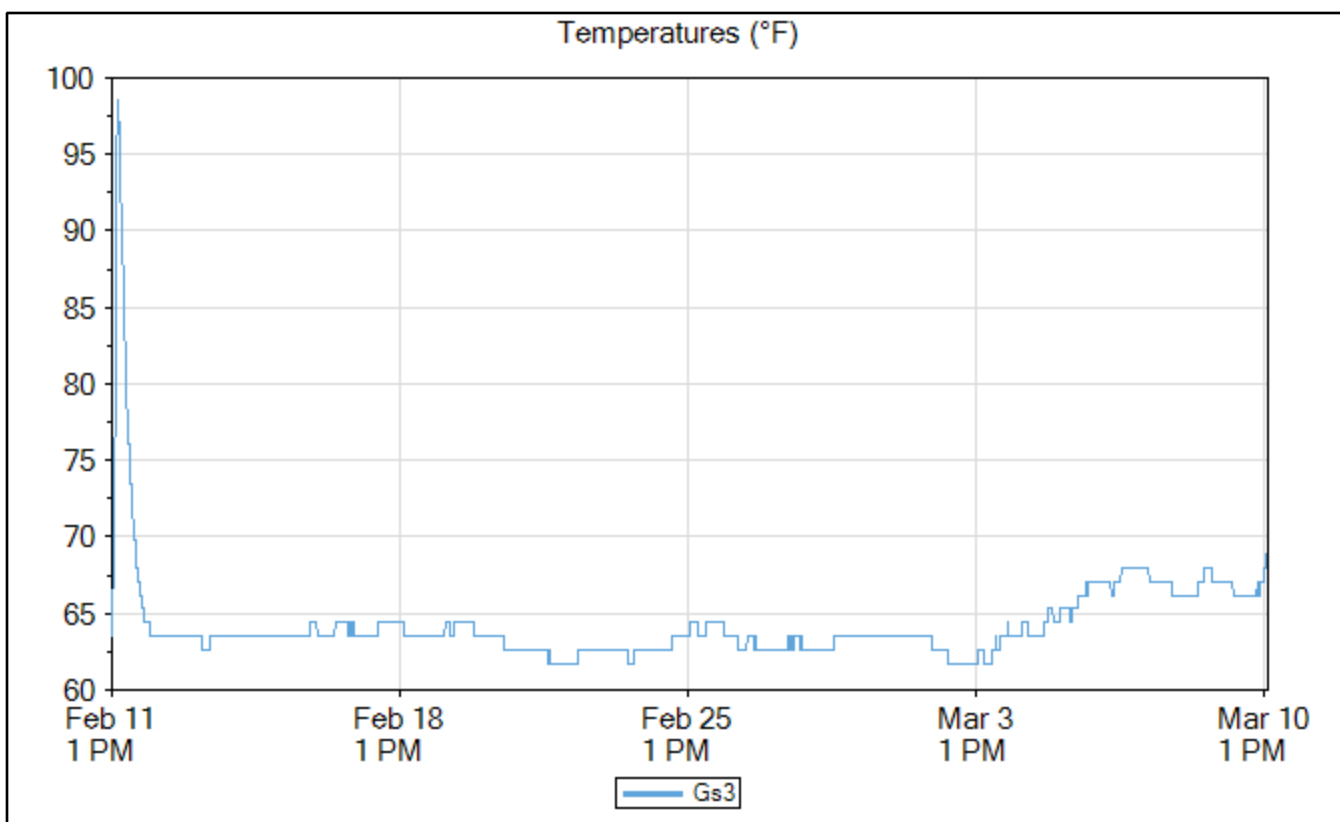
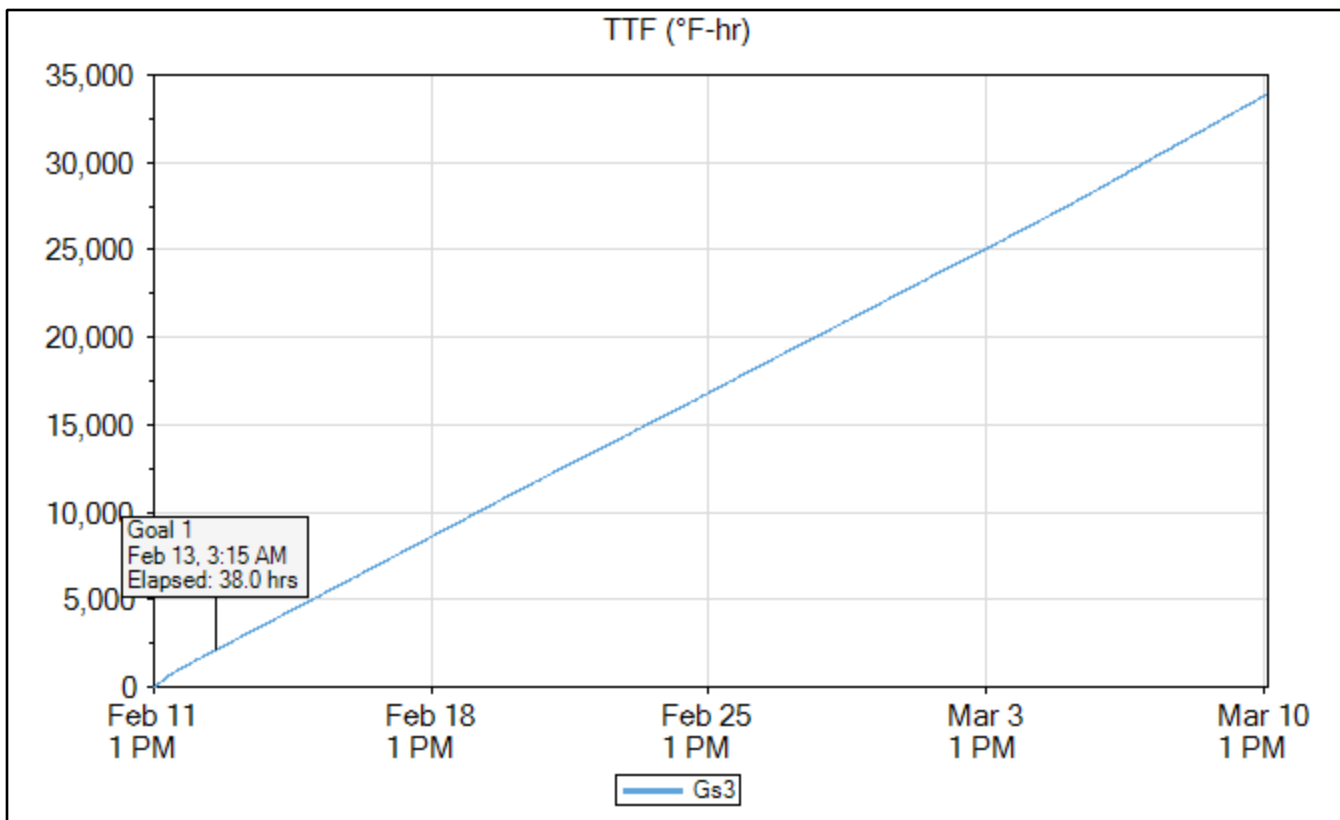
Gs3

	Time	Elapsed Time (days.hours:minutes)	Temperature (°F)	TTF (°F-hr)	Strength (psi)
Goal 1	Feb 13, 2020 03:15 AM	1.14:00	63.5	2,139	4,002
Min Temp	Feb 22, 2020 04:15 AM	10.15:00	61.7	12,891	6,370
Max Temp	Feb 11, 2020 04:30 PM	03:15	98.6	211	945
Download	Mar 10, 2020 03:15 PM	28.02:00	68.9	33,884	7,644

Name	Gs3
Serial Number	0000004DD352
Location	
Depth (in)	0.0
Placement Date	Feb 11, 2020 1:05 PM
Sample Interval (minutes)	15

Maturity Method	Nurse-Saul
Datum Temp (°F)	14





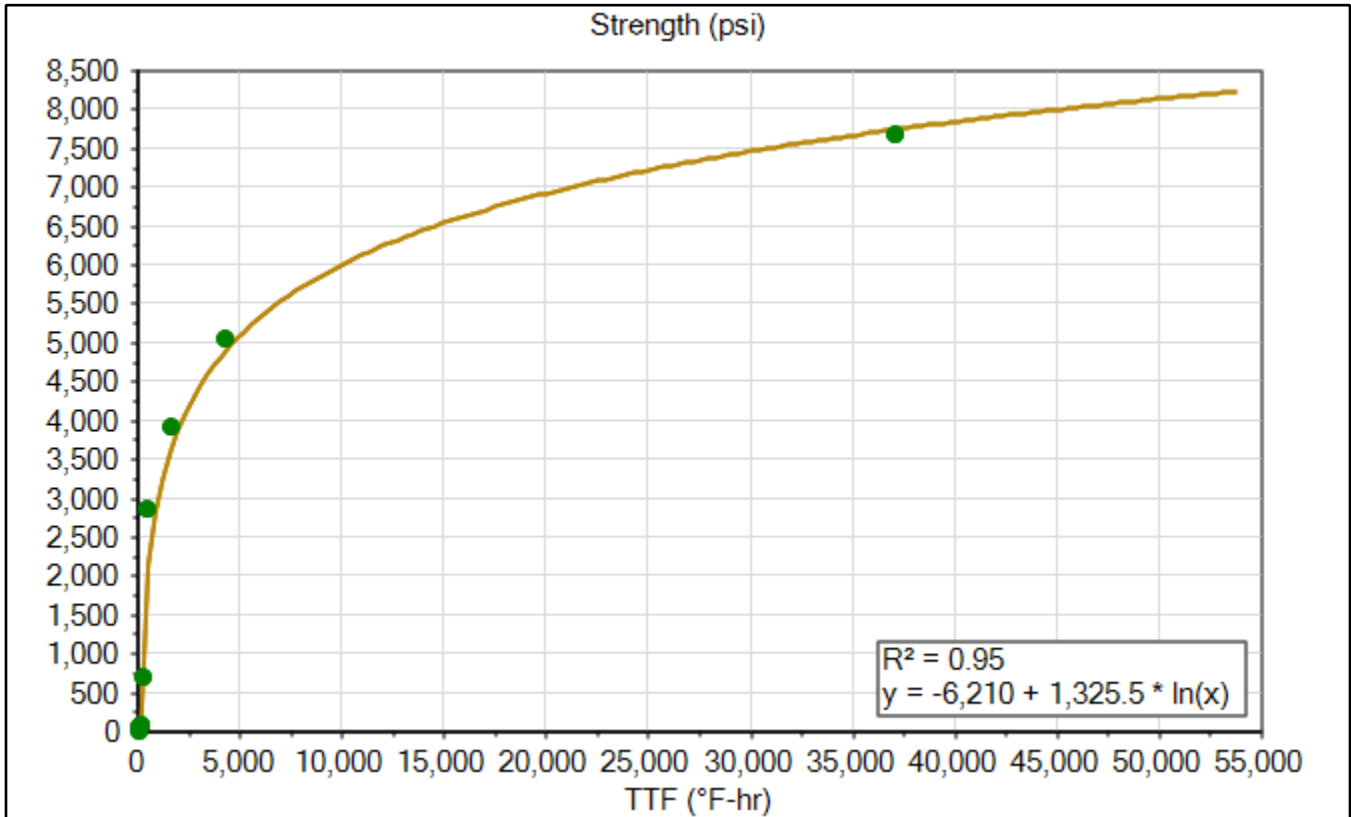
4x8 Insulated Cylinders Maturity Curve

Maturity Curve Report

Timestamp	Age (hours)	Strength (psi)	TTF (°F-hr)
Feb 11, 2020 02:25 PM	1.166667	0	70
Feb 11, 2020 02:27 PM	1.2	45	70
Feb 11, 2020 03:25 PM	2.183333	49	142
Feb 11, 2020 04:00 PM	2.75	86	188
Feb 11, 2020 04:25 PM	3.166667	69	235
Feb 11, 2020 05:00 PM	3.75	692	282
Feb 11, 2020 07:01 PM	5.783333	2,866	465
Feb 12, 2020 12:53 PM	23.65	3,907	1,693
Feb 14, 2020 12:52 PM	71.63333	5,042	4,322
Mar 10, 2020 12:55 PM	671.6833	7,668	37,127

Maturity Method	Nurse-Saul
Datum Temp (°F)	14

Curve-Fit Model	Ln
Intercept (psi)	-6,210
Slope	1,325.5
Equation	$y = -6,210 + 1,325.5 * \ln(x)$
R²	0.95



Signature _____

Print _____

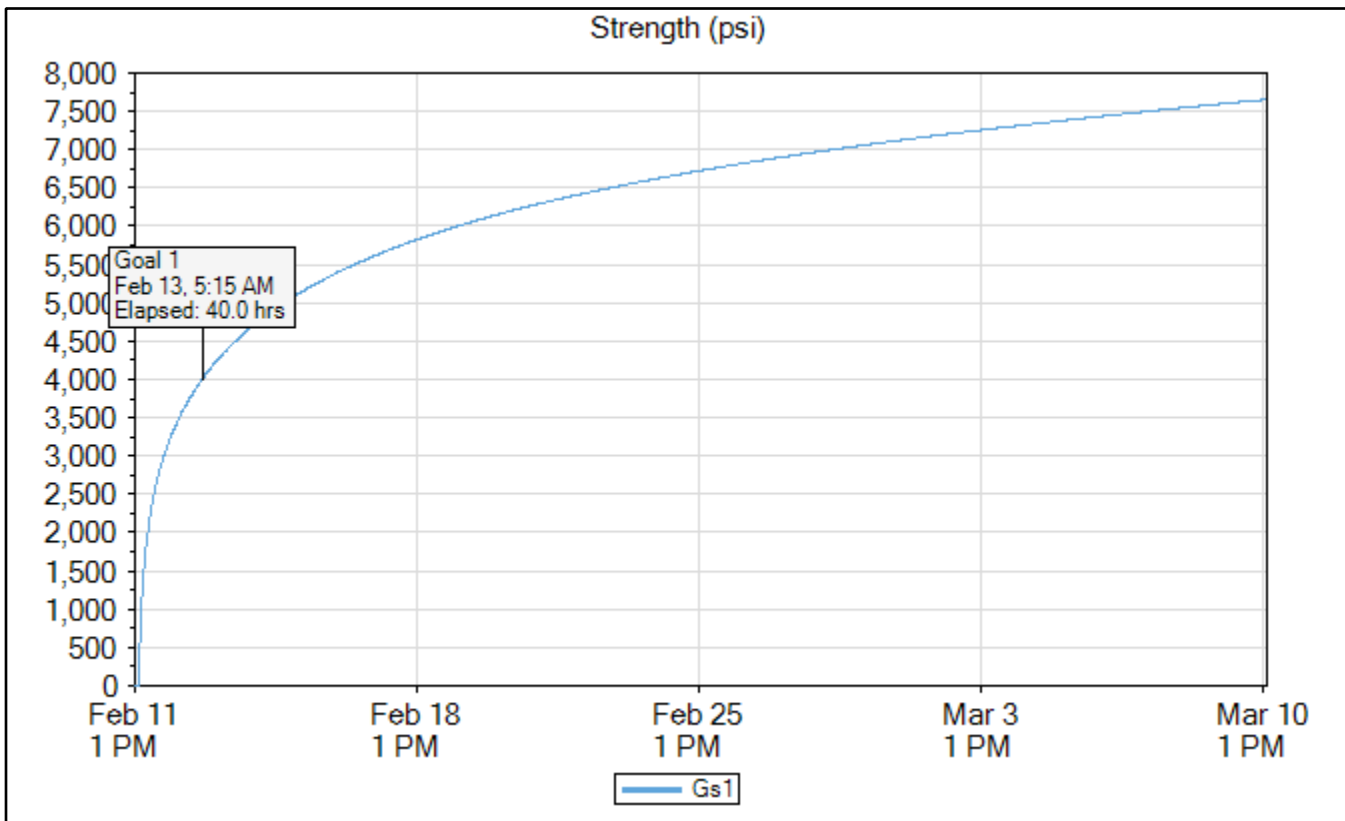
Gs1

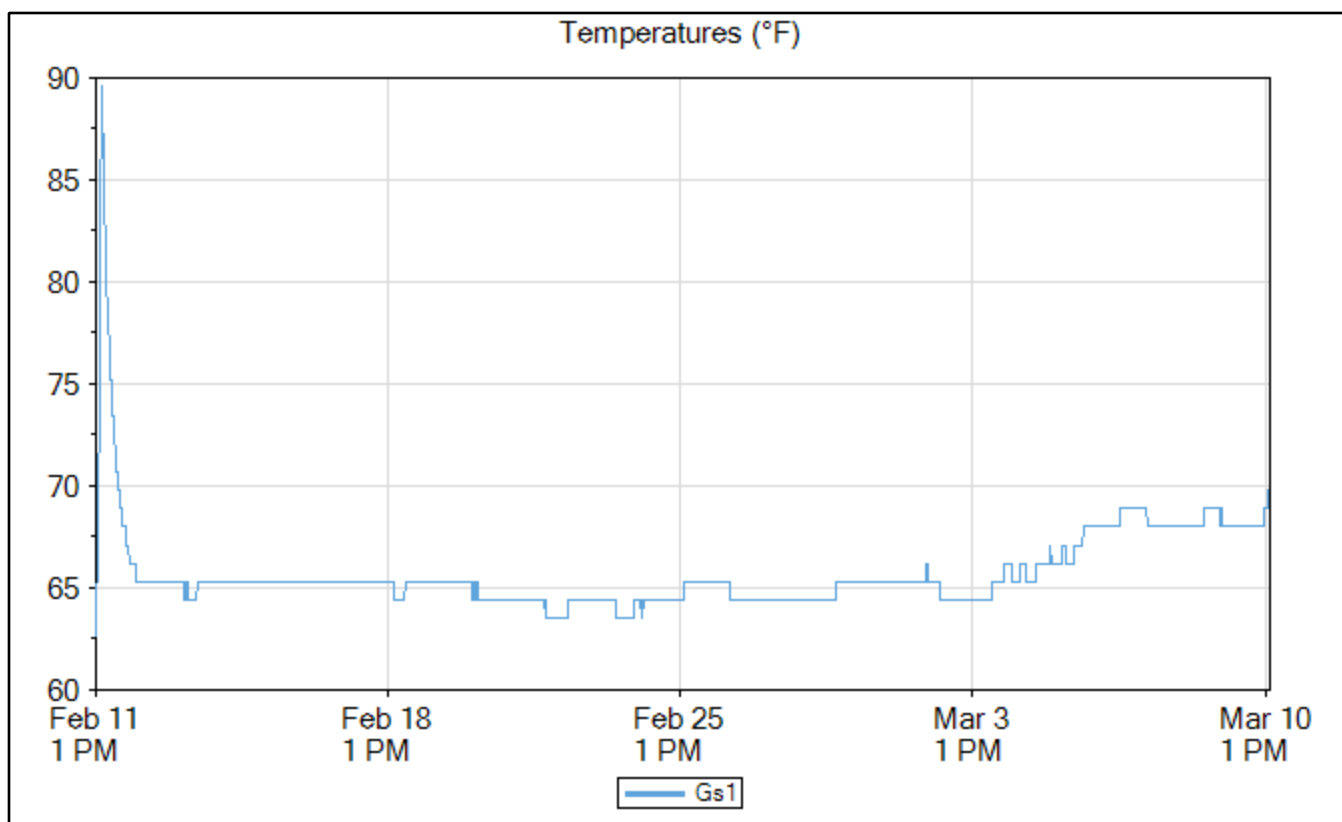
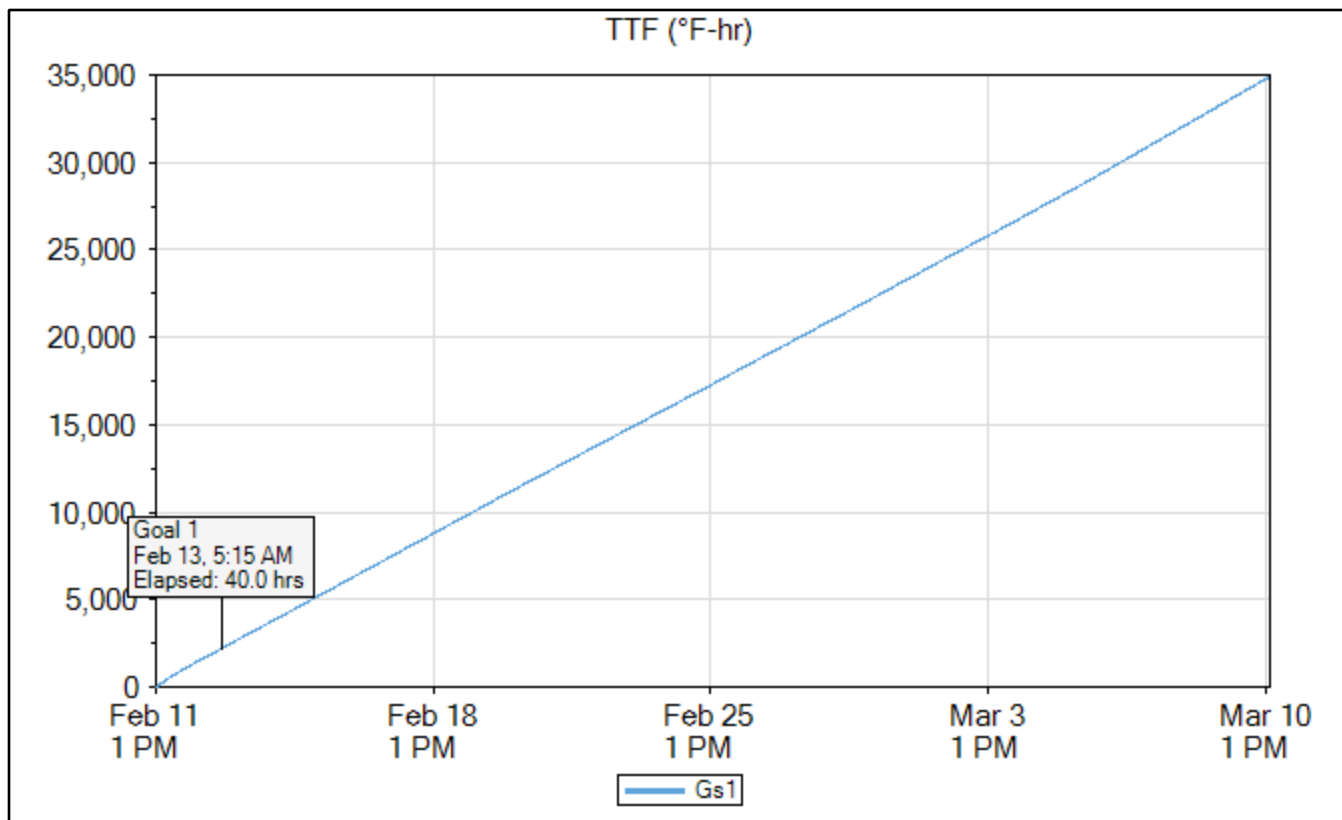
4x8 Insulated Cylinders Sensor Data

	Time	Elapsed Time (days.hours:minutes)	Temperature (°F)	TTF (°F-hr)	Strength (psi)
Goal 1	Feb 13, 2020 05:15 AM	1.16:00	65.3	2,216	4,001
Min Temp	Feb 11, 2020 01:15 PM	00:00	62.6	0	0
Max Temp	Feb 11, 2020 04:45 PM	03:30	89.6	214	902
Download	Mar 10, 2020 03:15 PM	28.02:00	69.8	34,870	7,654

Name	Gs1
Serial Number	0000004DE5DA
Location	
Depth (in)	0.0
Placement Date	Feb 11, 2020 1:05 PM
Sample Interval (minutes)	15

Maturity Method	Nurse-Saul
Datum Temp (°F)	14



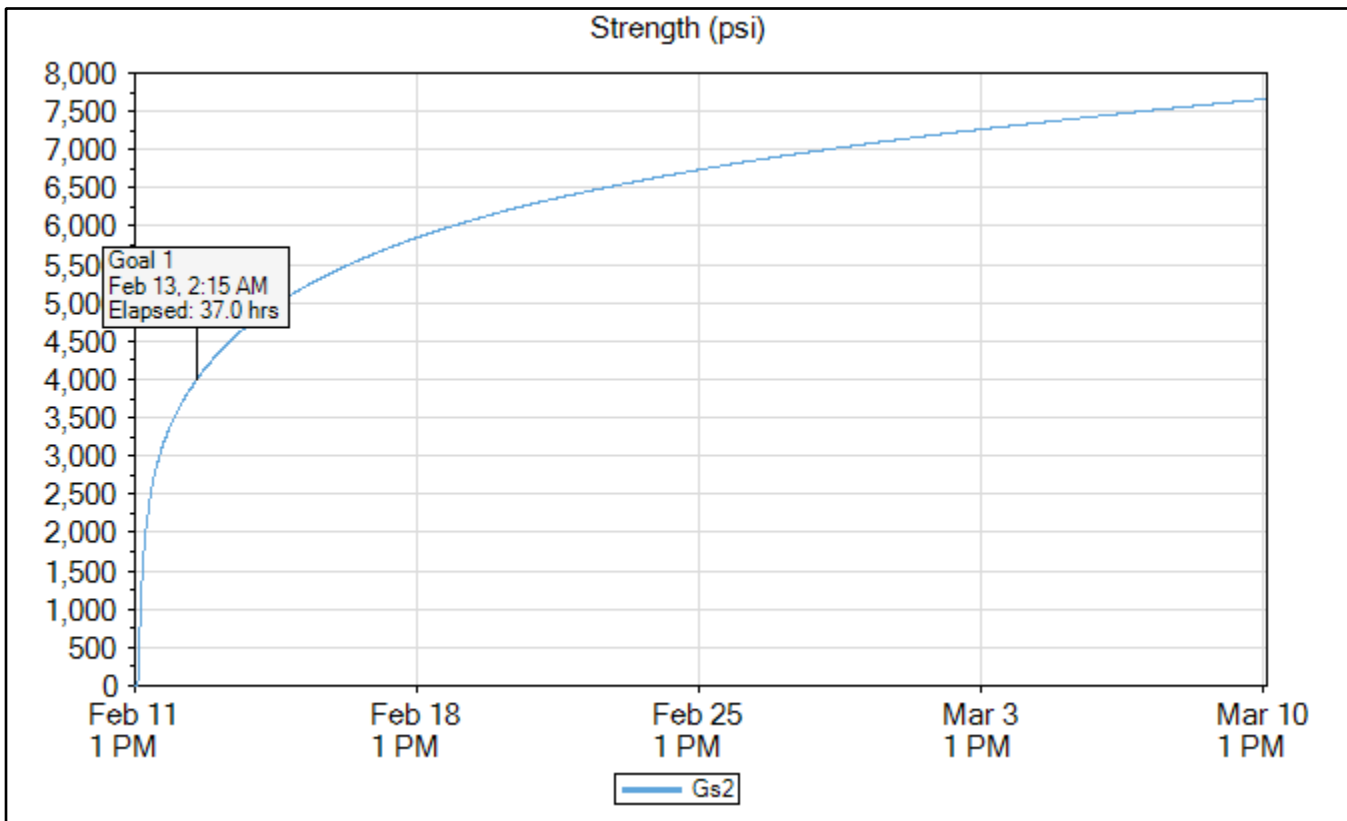


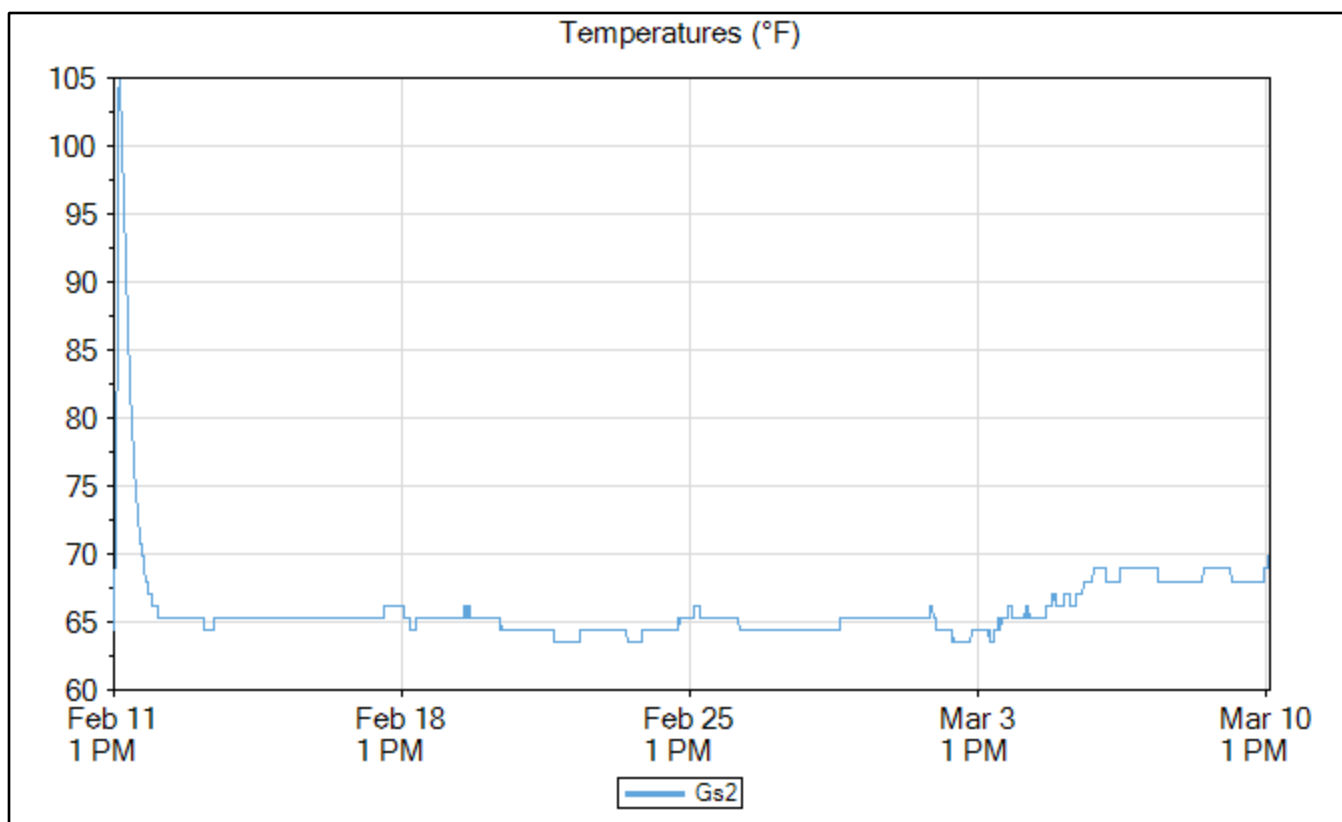
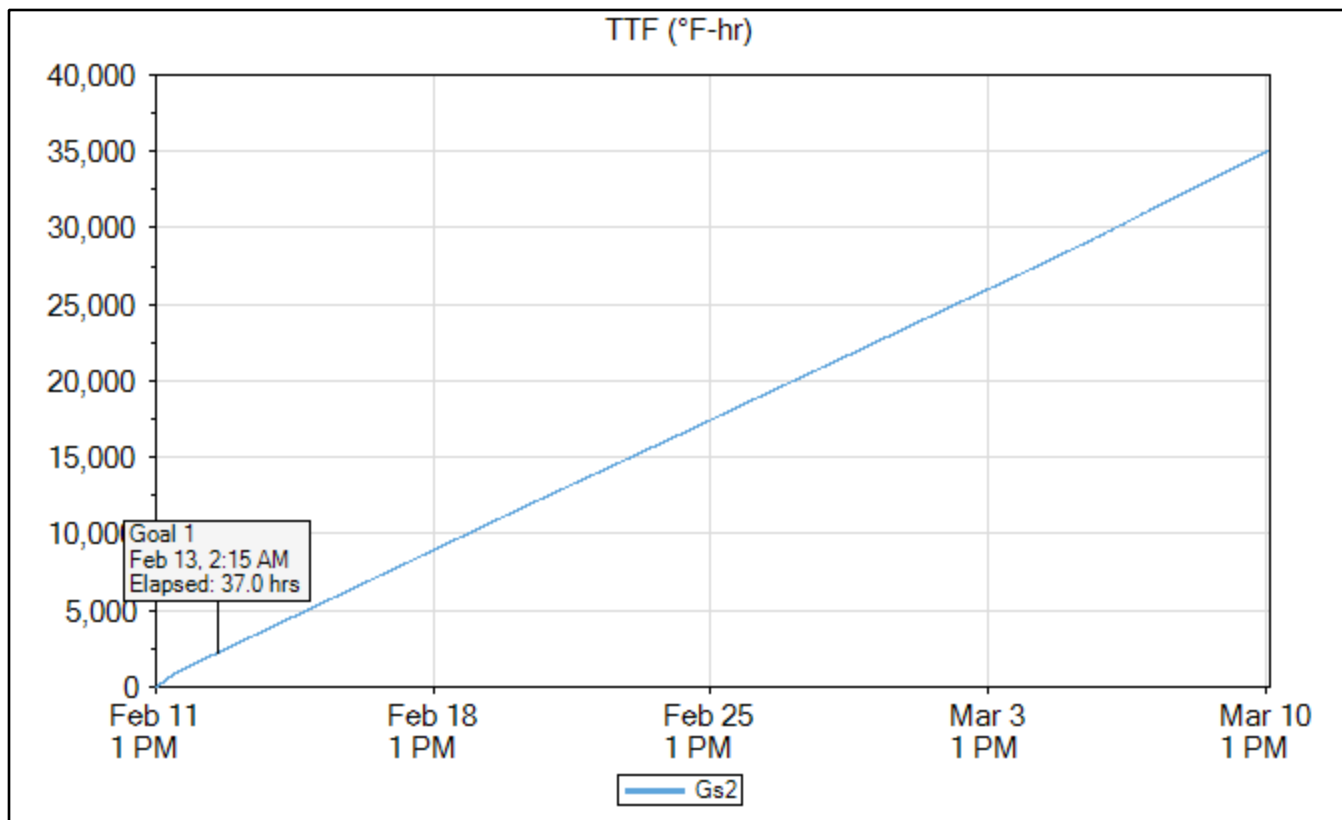
Gs2

	Time	Elapsed Time (days.hours:minutes)	Temperature (°F)	TTF (°F-hr)	Strength (psi)
Goal 1	Feb 13, 2020 02:15 AM	1.13:00	65.3	2,221	4,004
Min Temp	Feb 22, 2020 06:30 AM	10.17:15	63.5	13,495	6,395
Max Temp	Feb 11, 2020 04:15 PM	03:00	104.9	206	850
Download	Mar 10, 2020 03:15 PM	28.02:00	69.8	35,063	7,661

Name	Gs2
Serial Number	0000004DE110
Location	
Depth (in)	0.0
Placement Date	Feb 11, 2020 1:05 PM
Sample Interval (minutes)	15

Maturity Method	Nurse-Saul
Datum Temp (°F)	14



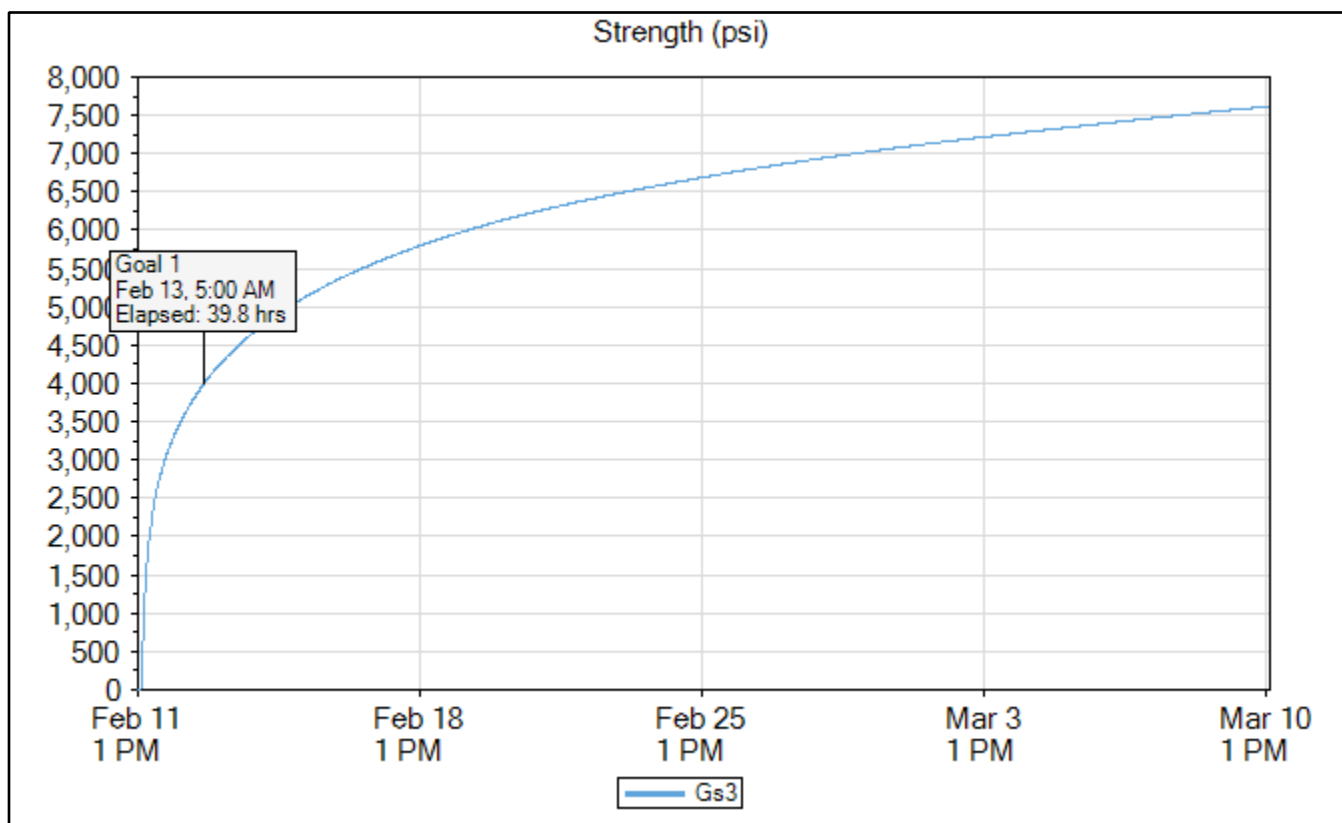


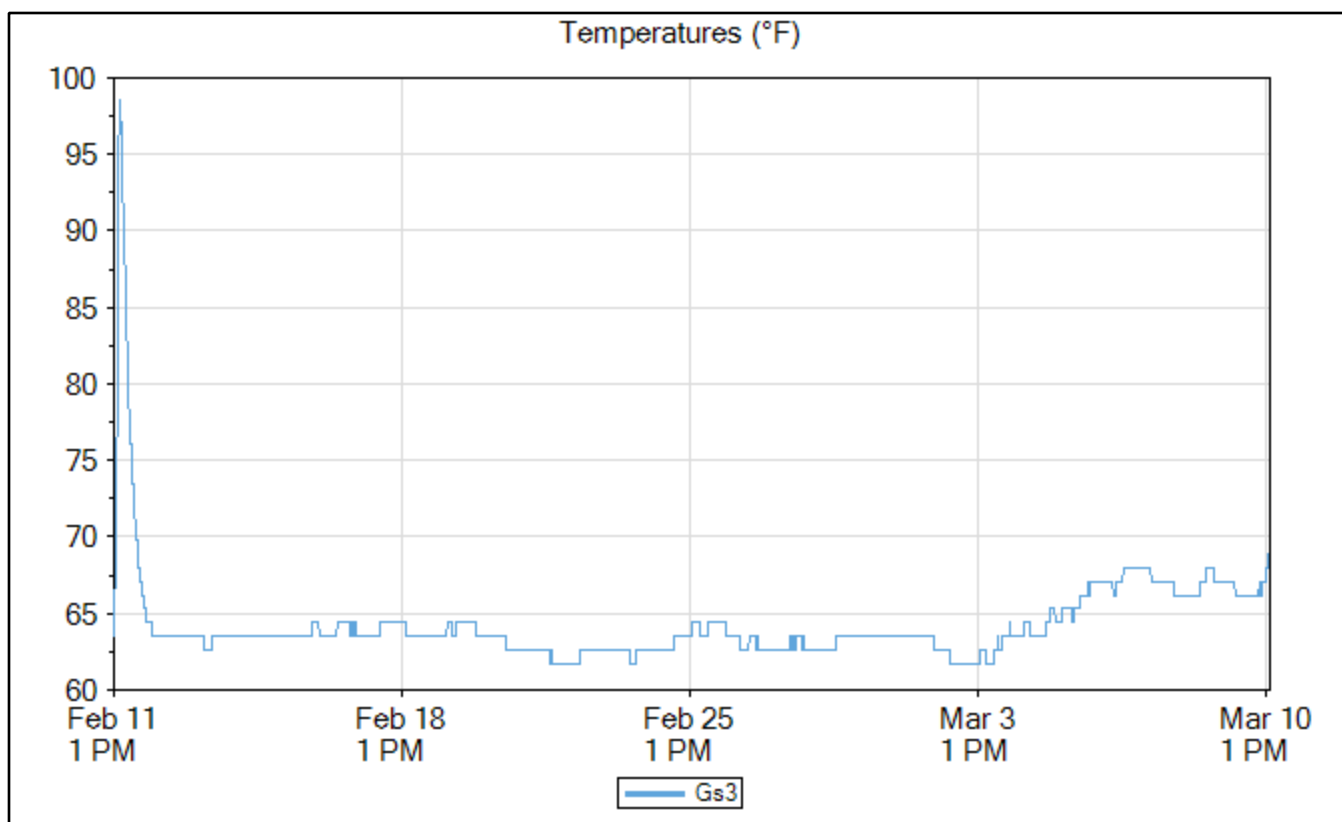
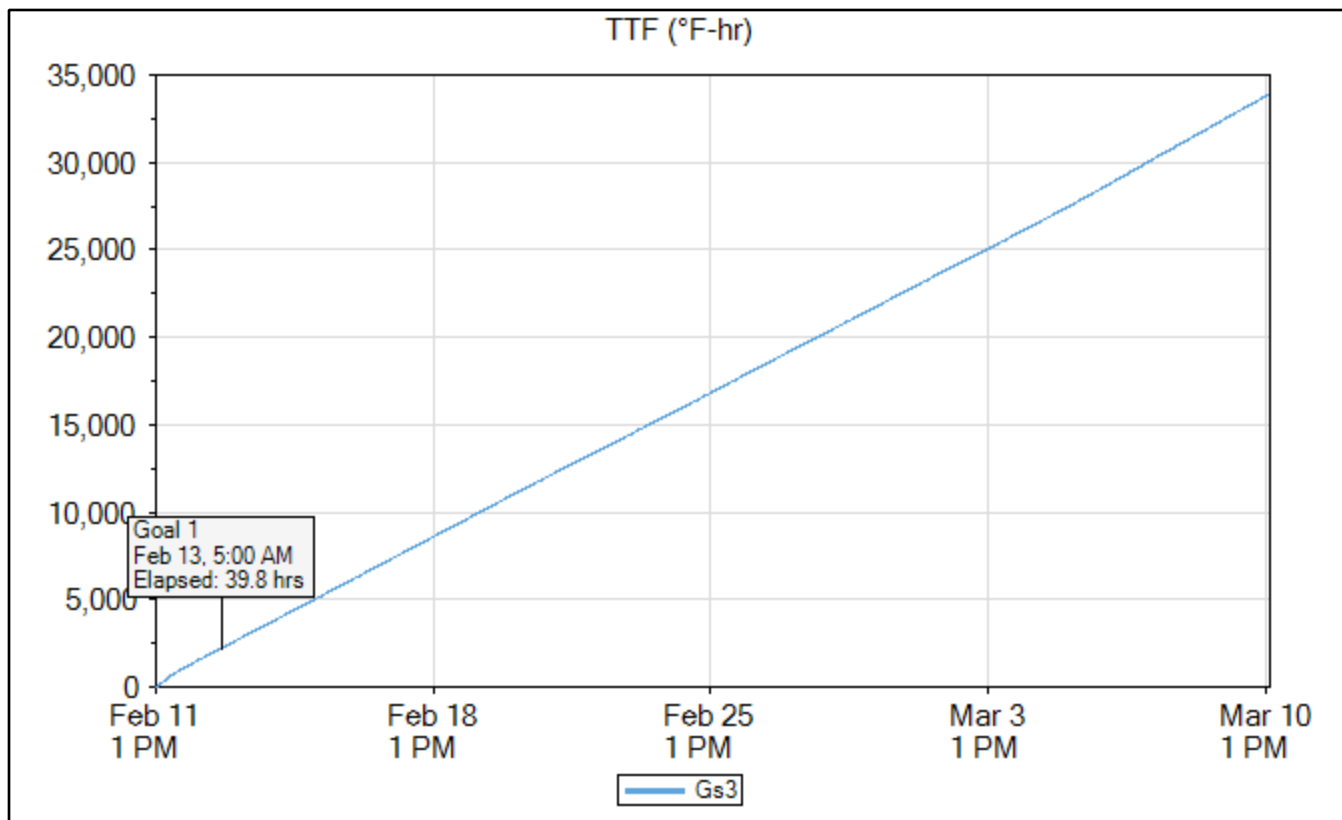
Gs3

	Time	Elapsed Time (days.hours:minutes)	Temperature (°F)	TTF (°F-hr)	Strength (psi)
Goal 1	Feb 13, 2020 05:00 AM	1.15:45	63.5	2,226	4,007
Min Temp	Feb 22, 2020 04:15 AM	10.15:00	61.7	12,891	6,335
Max Temp	Feb 11, 2020 04:30 PM	03:15	98.6	211	881
Download	Mar 10, 2020 03:15 PM	28.02:00	68.9	33,884	7,616

Name	Gs3
Serial Number	0000004DD352
Location	
Depth (in)	0.0
Placement Date	Feb 11, 2020 1:05 PM
Sample Interval (minutes)	15

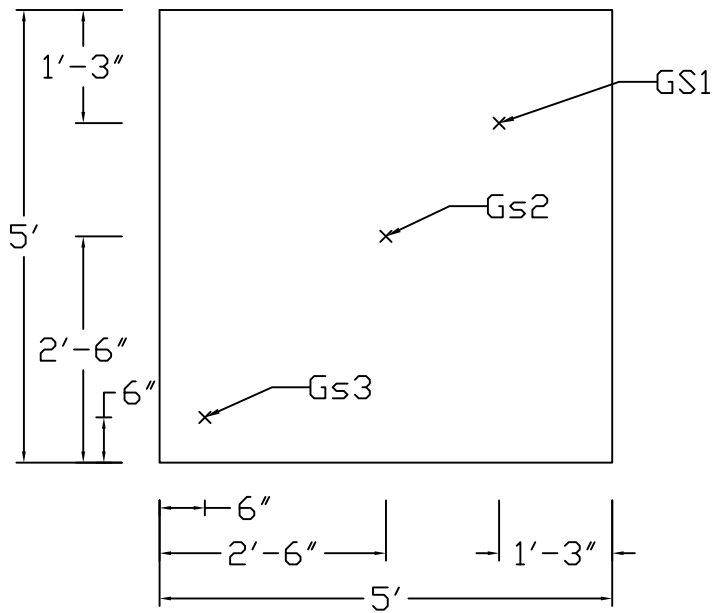
Maturity Method	Nurse-Saul
Datum Temp (°F)	14



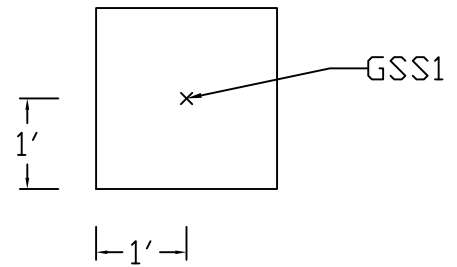


Mix C - Green 87 Degrees Group TMM Sensors Layout

Large 5'x5' Slab



Small 2'x2' Slab

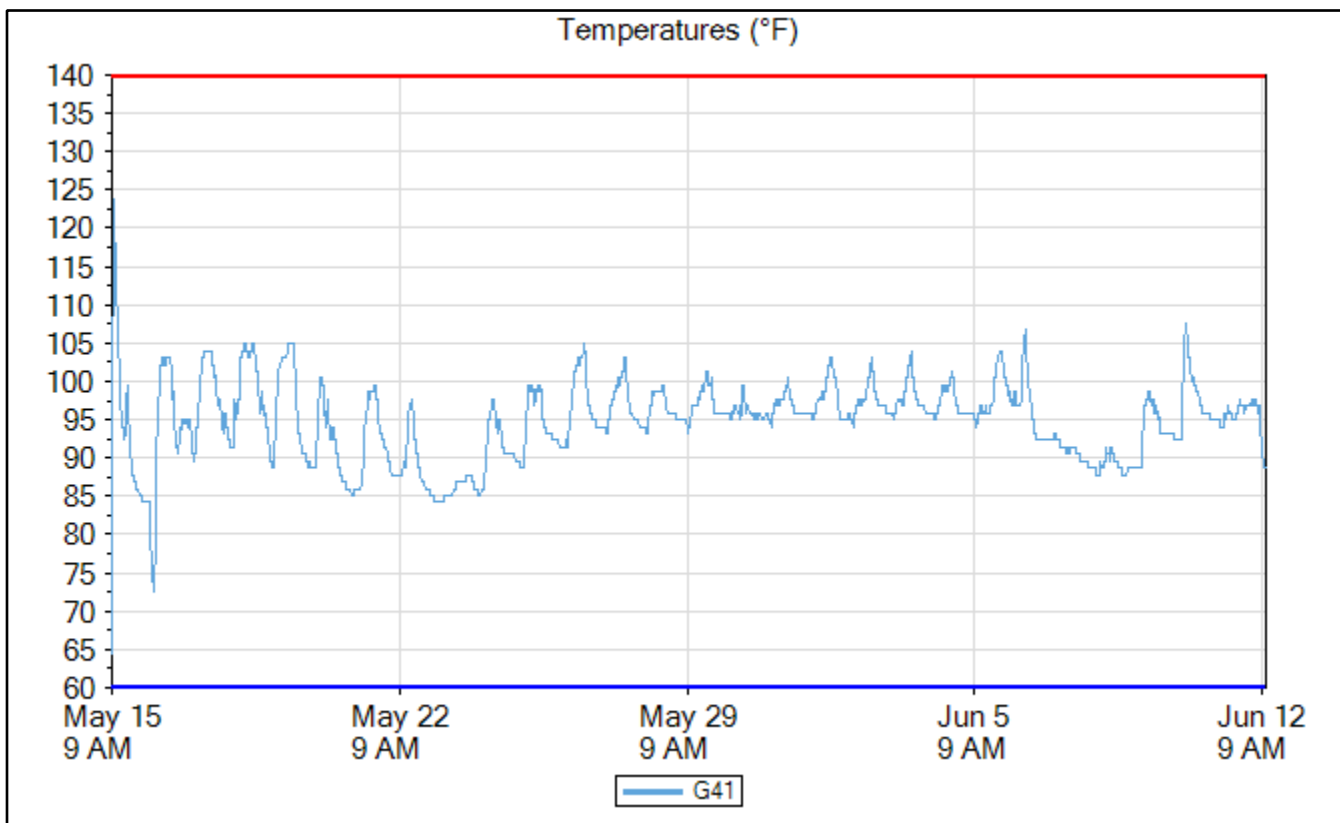


G41

4"x8" Reference Cylinder Data

	Time	Elapsed Time (days.hours:minutes)	Temperature (°F)
Min Temp	May 15, 2020 09:45 AM	00:00	64.4
Max Temp	May 15, 2020 10:45 AM	01:00	123.8
Download	Jun 12, 2020 11:30 AM	28.01:45	88.7

Name	G41
Serial Number	0000004DE69B
Location	
Depth (in)	0.0
Placement Date	May 15, 2020 9:35 AM
Sample Interval (minutes)	15

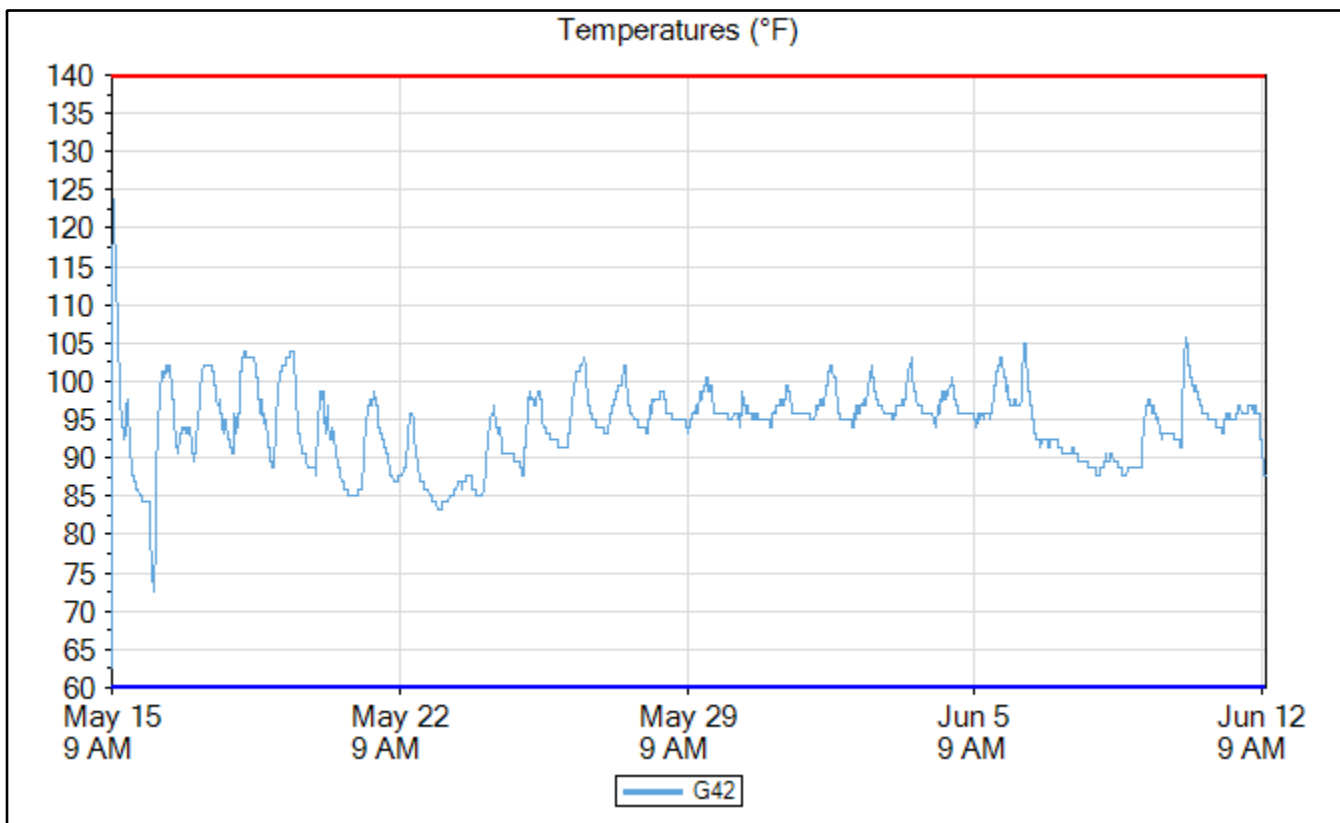


G42

4"x8" Reference Cylinder Data

	Time	Elapsed Time (days.hours:minutes)	Temperature (°F)
Min Temp	May 15, 2020 09:45 AM	00:00	62.6
Max Temp	May 15, 2020 10:45 AM	01:00	123.8
Download	Jun 12, 2020 11:30 AM	28.01:45	87.8

Name	G42
Serial Number	0000004DDC83
Location	
Depth (in)	0.0
Placement Date	May 15, 2020 9:35 AM
Sample Interval (minutes)	15

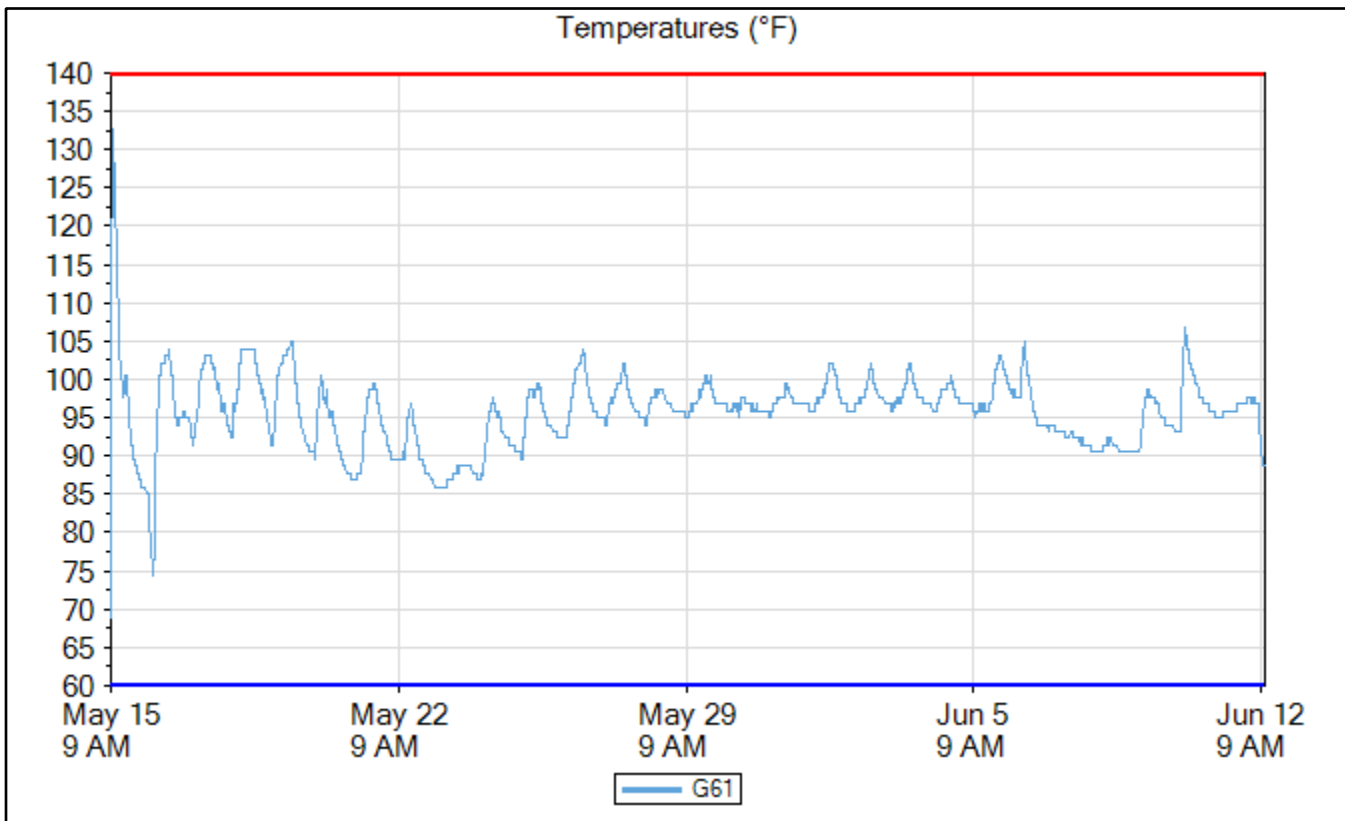


G61

6"x12" Reference Cylinder Data

	Time	Elapsed Time (days.hours:minutes)	Temperature (°F)
Min Temp	May 15, 2020 09:45 AM	00:00	68.9
Max Temp	May 15, 2020 11:00 AM	01:15	132.8
Download	Jun 12, 2020 11:30 AM	28.01:45	88.7

Name	G61
Serial Number	0000004DBA53
Location	
Depth (in)	0.0
Placement Date	May 15, 2020 9:35 AM
Sample Interval (minutes)	15

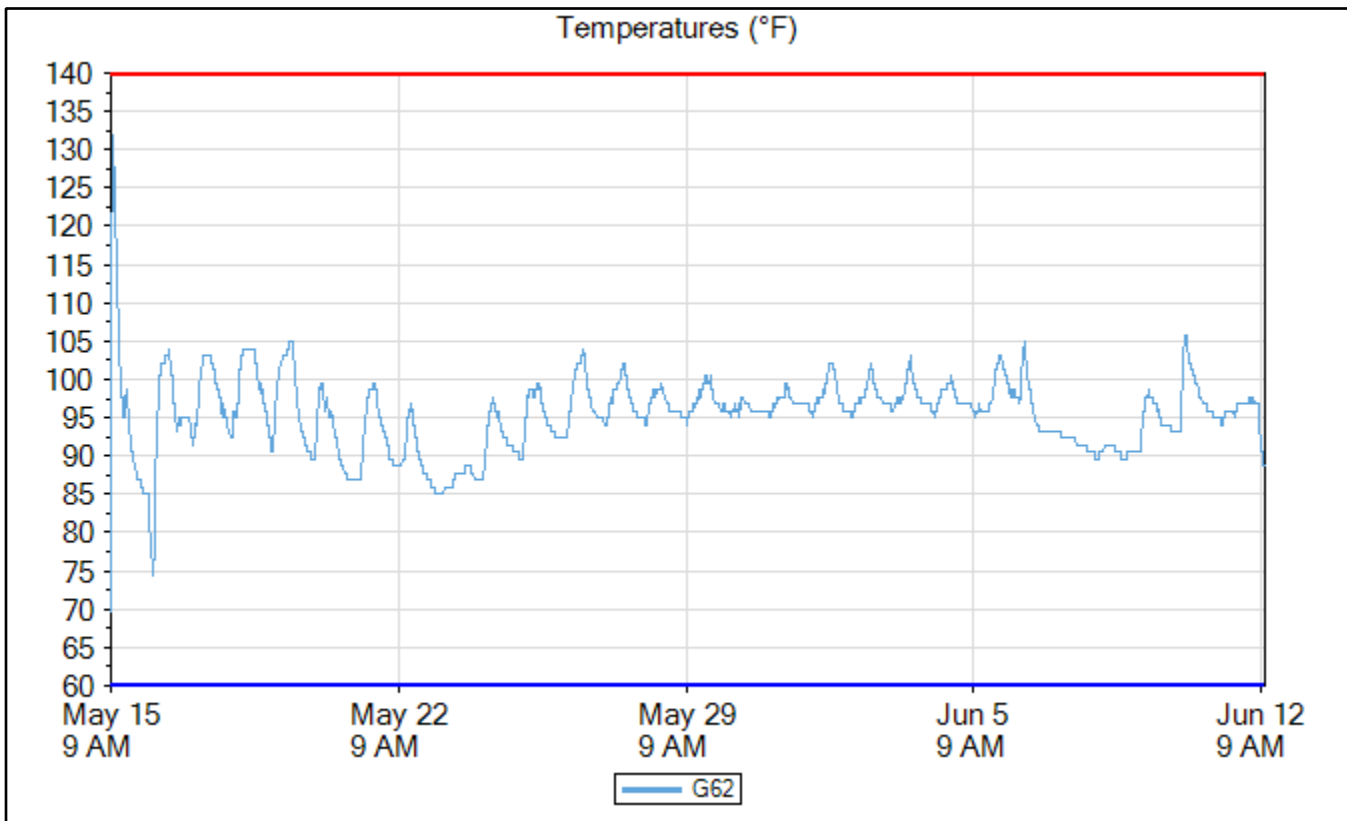


G62

6"x12" Reference Cylinder Data

	Time	Elapsed Time (days.hours:minutes)	Temperature (°F)
Min Temp	May 15, 2020 09:45 AM	00:00	69.8
Max Temp	May 15, 2020 11:00 AM	01:15	131.9
Download	Jun 12, 2020 11:30 AM	28.01:45	88.7

Name	G62
Serial Number	0000004DCCAD
Location	
Depth (in)	0.0
Placement Date	May 15, 2020 9:35 AM
Sample Interval (minutes)	15

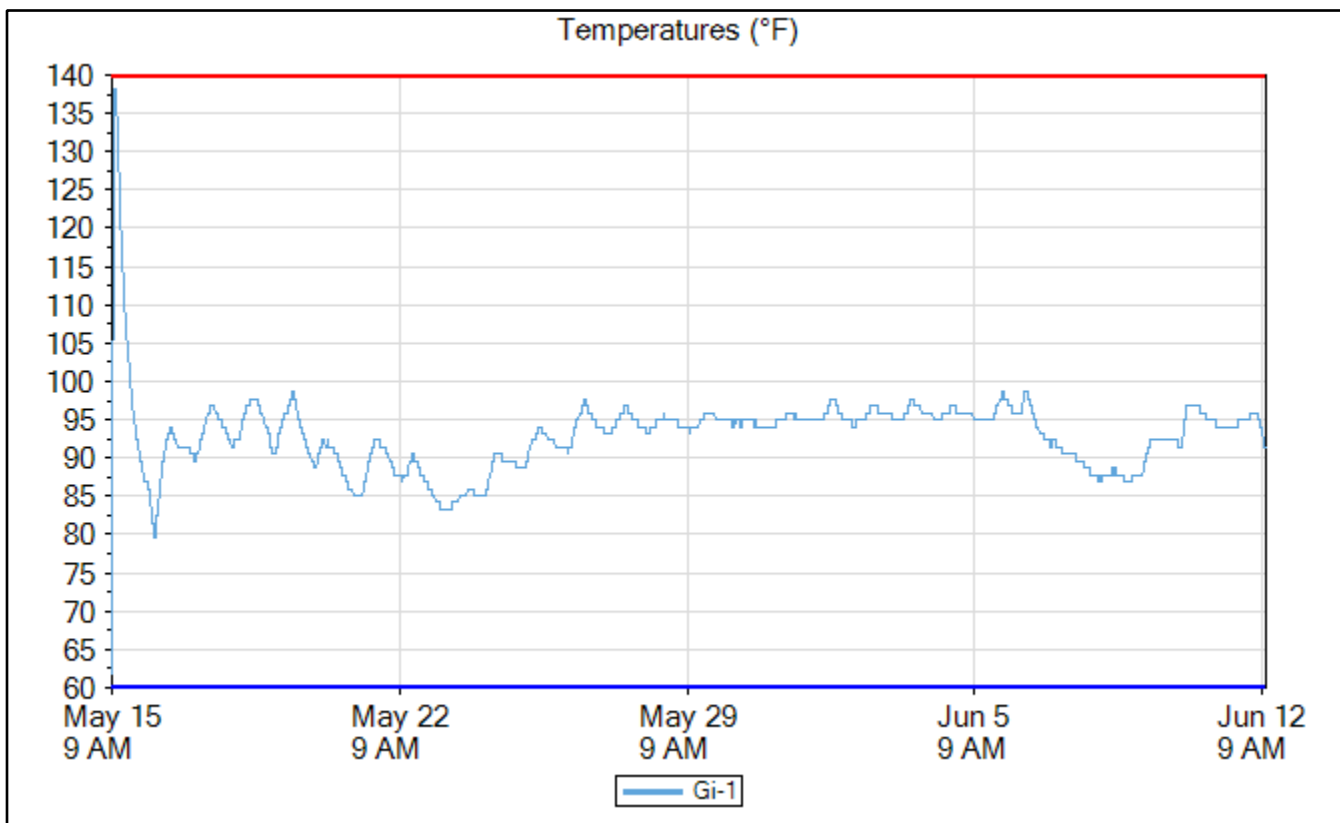


Insulated 4"x8" Reference Cylinder Data

Gi-1

	Time	Elapsed Time (days.hours:minutes)	Temperature (°F)
Min Temp	May 15, 2020 09:45 AM	00:00	61.7
Max Temp	May 15, 2020 11:30 AM	01:45	138.2
Download	Jun 12, 2020 11:30 AM	28.01:45	91.4

Name	Gi-1
Serial Number	0000004DD161
Location	
Depth (in)	0.0
Placement Date	May 15, 2020 9:35 AM
Sample Interval (minutes)	15

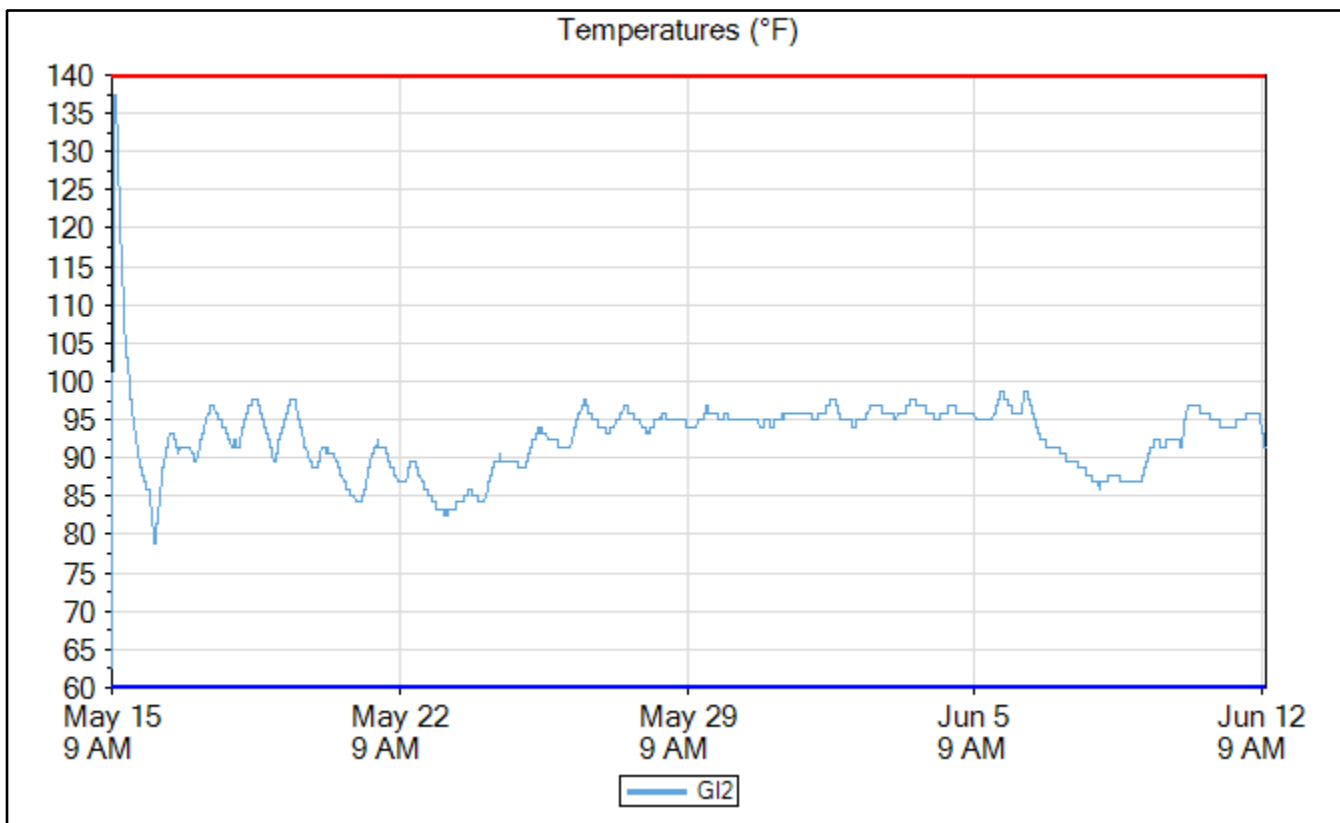


Insulated 4"x8" Reference Cylinder Data

GI2

	Time	Elapsed Time (days.hours:minutes)	Temperature (°F)
Min Temp	May 15, 2020 09:45 AM	00:00	62.6
Max Temp	May 15, 2020 11:30 AM	01:45	137.3
Download	Jun 12, 2020 11:30 AM	28.01:45	91.4

Name	GI2
Serial Number	0000004DAE54
Location	
Depth (in)	0.0
Placement Date	May 15, 2020 9:35 AM
Sample Interval (minutes)	15



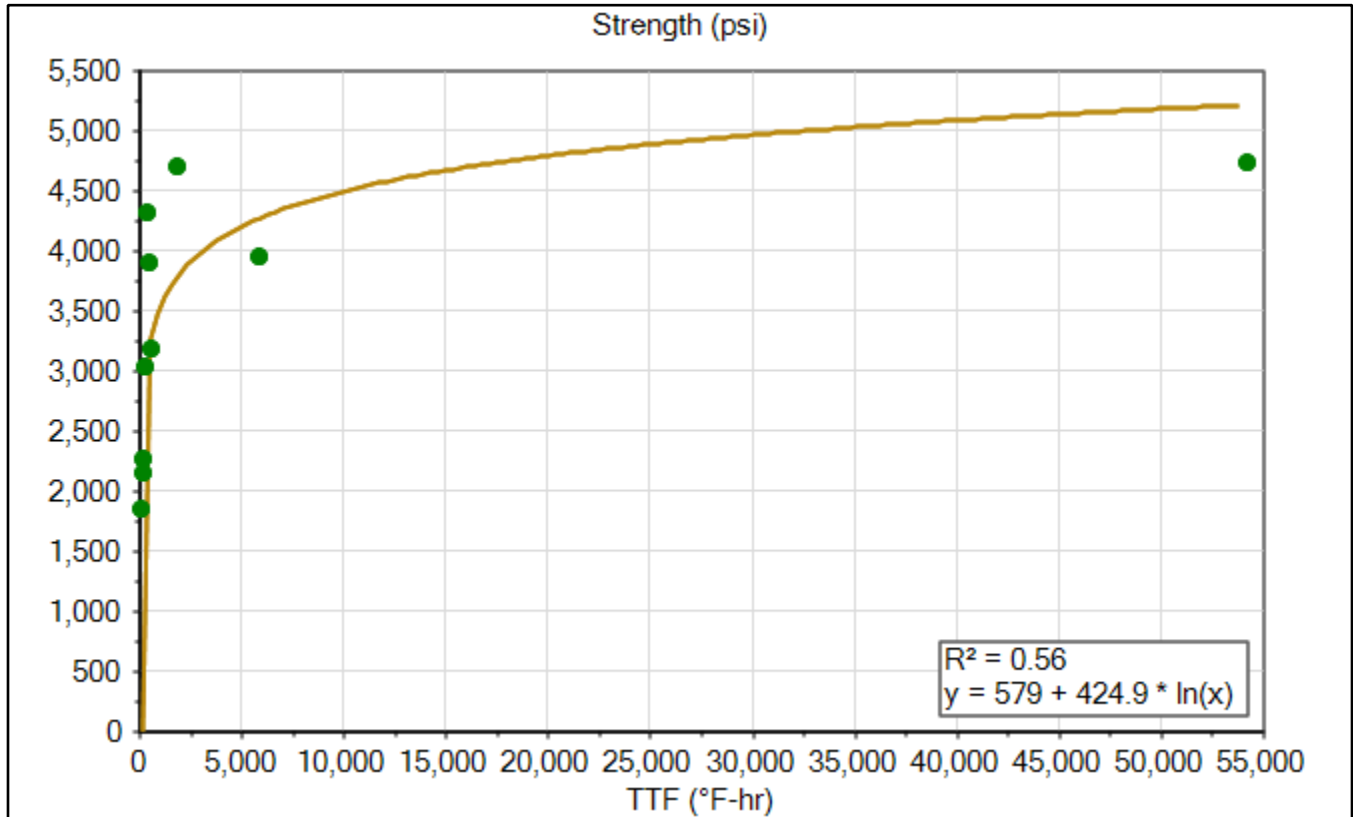
4x8 Cylinders Maturity Curve

Maturity Curve Report

Timestamp	Age (hours)	Strength (psi)	TTF (°F-hr)
May 15, 2020 11:04 AM	1.333333	1,851	120
May 15, 2020 11:36 AM	1.85	2,265	173
May 15, 2020 12:04 PM	2.333333	2,143	224
May 15, 2020 12:49 PM	3.066667	3,027	297
May 15, 2020 01:43 PM	3.966667	4,323	389
May 15, 2020 02:36 PM	4.85	3,892	454
May 15, 2020 03:49 PM	6.066667	3,187	556
May 16, 2020 09:36 AM	23.85	4,695	1,856
May 18, 2020 09:54 AM	72.16666	3,956	5,834
Jun 12, 2020 09:38 AM	671.8834	4,727	54,207

Maturity Method	Nurse-Saul
Datum Temp (°F)	14

Curve-Fit Model	Ln
Intercept (psi)	579
Slope	424.9
Equation	$y = 579 + 424.9 * \ln(x)$
R²	0.56



Signature _____

Print _____

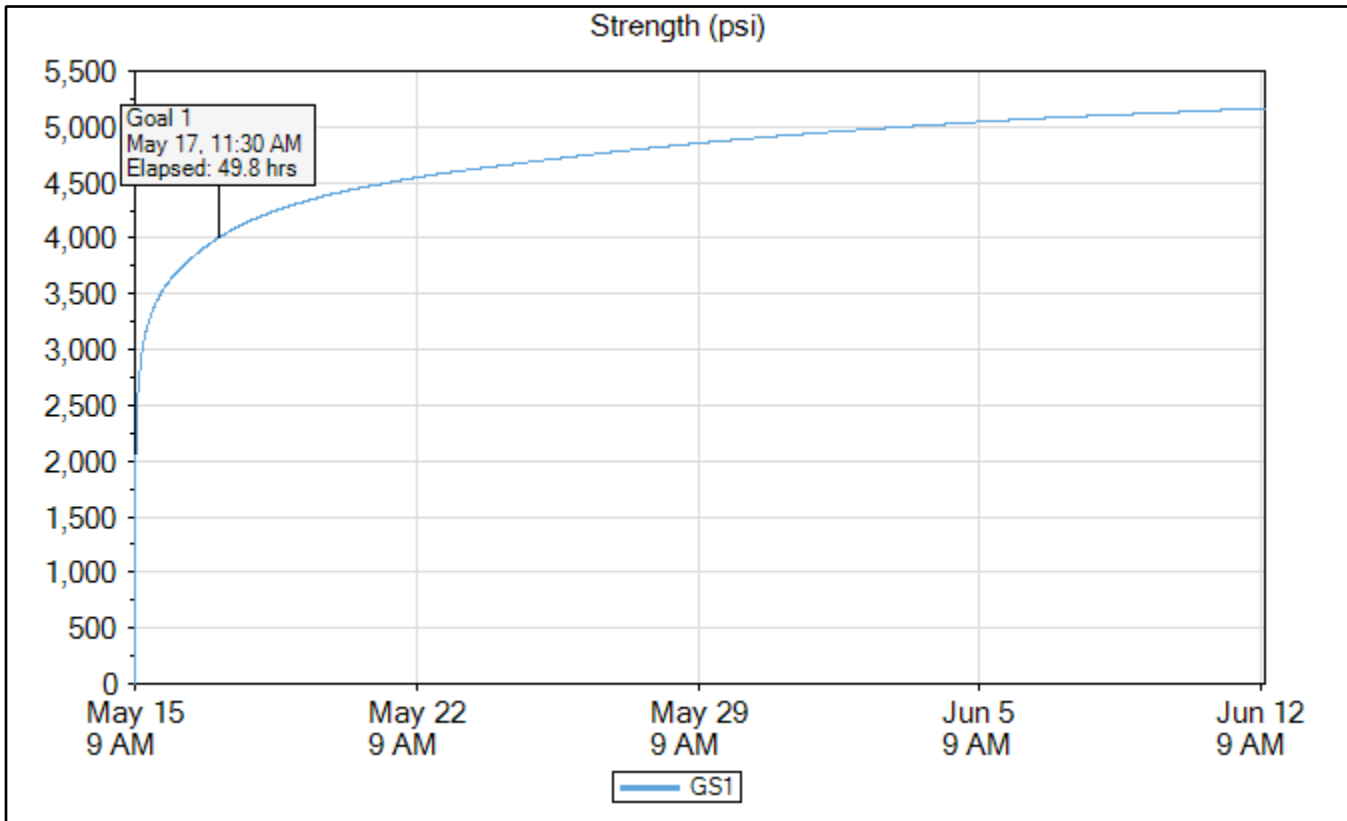
GS1

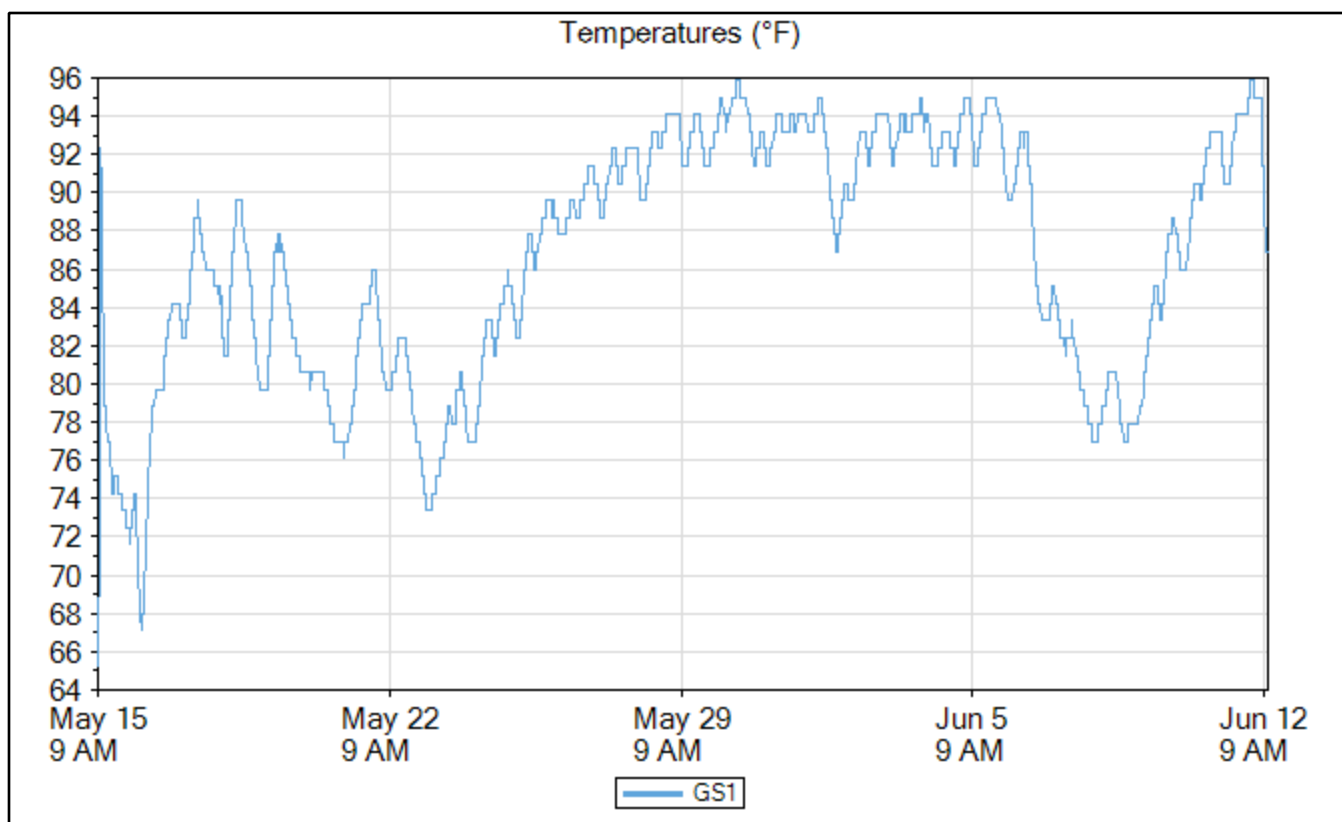
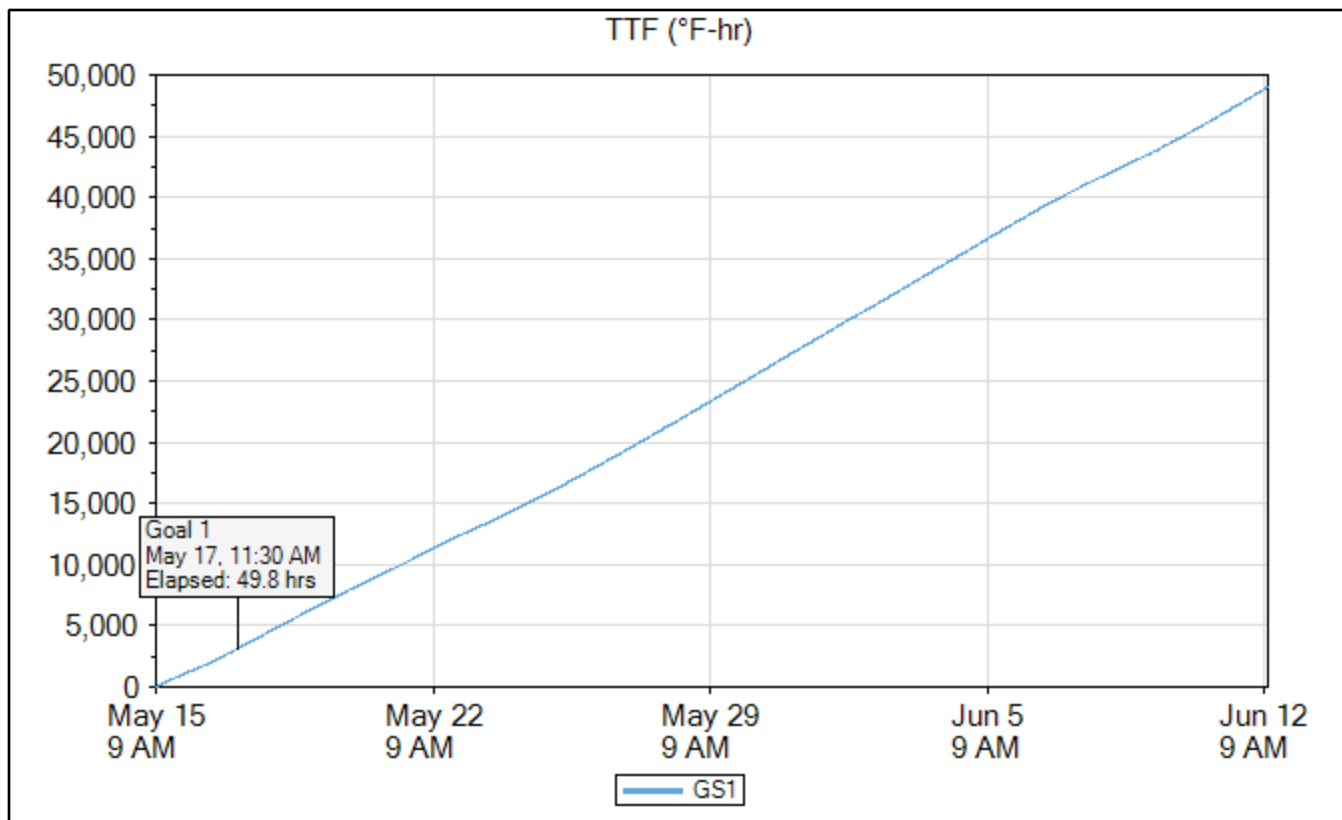
4x8 Cylinders Sensor Data

	Time	Elapsed Time (days.hours:minutes)	Temperature (°F)	TTF (°F-hr)	Strength (psi)
Goal 1	May 17, 2020 11:30 AM	2.01:45	82.4	3,149	4,002
Min Temp	May 15, 2020 09:45 AM	00:00	65.3	0	0
Max Temp	May 30, 2020 05:15 PM	15.07:30	95.9	25,816	4,895
Download	Jun 12, 2020 11:30 AM	28.01:45	86.9	48,963	5,167

Name	GS1
Serial Number	0000004DB32A
Location	
Depth (in)	4.5
Placement Date	May 15, 2020 9:35 AM
Sample Interval (minutes)	15

Maturity Method	Nurse-Saul
Datum Temp (°F)	14



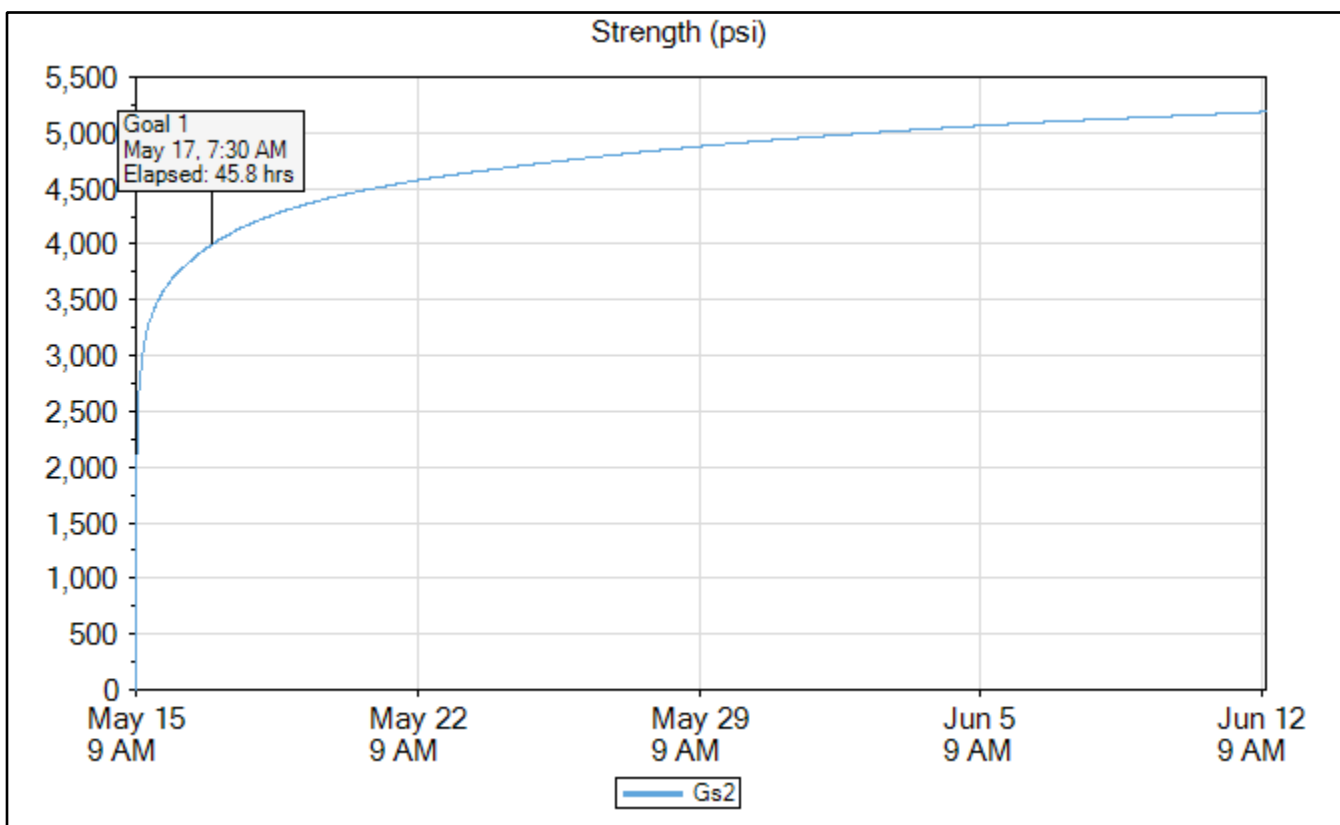


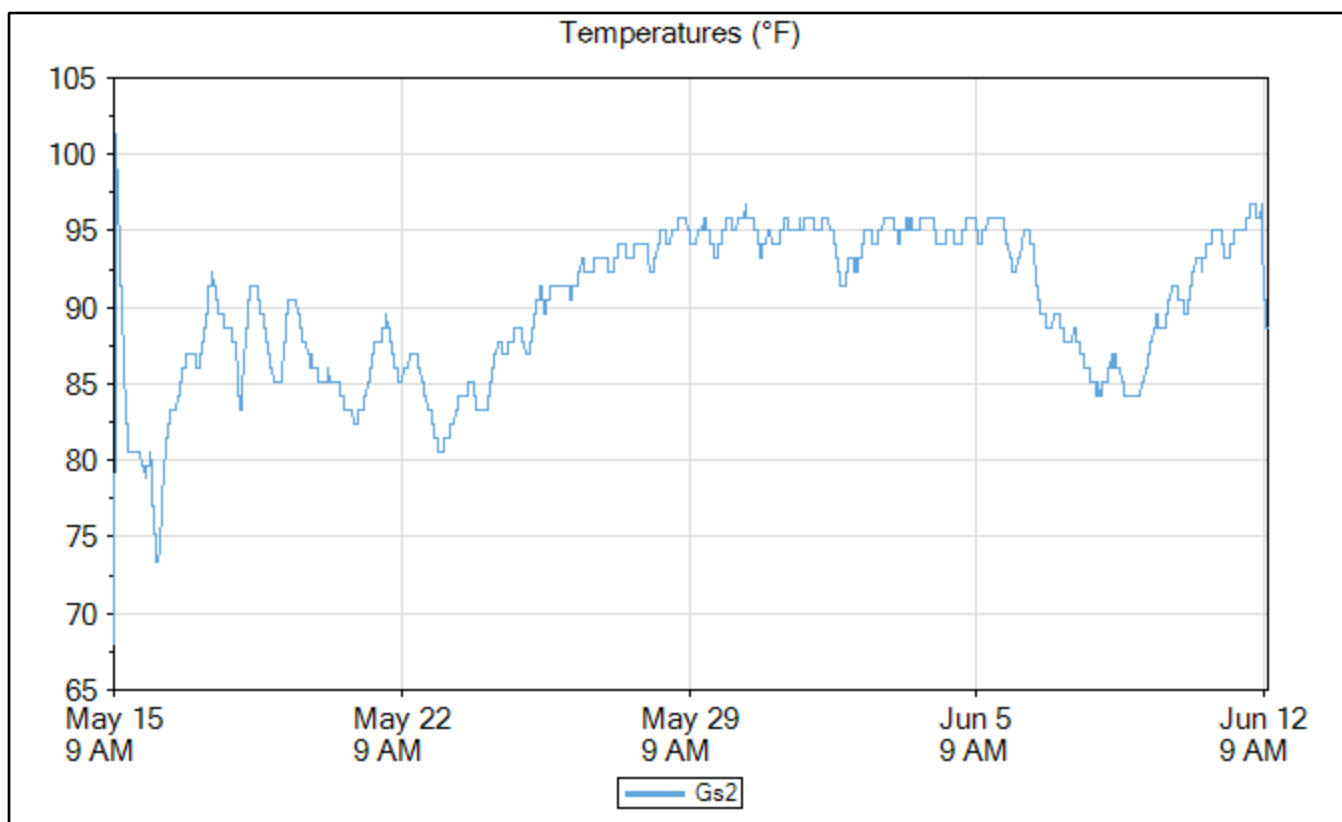
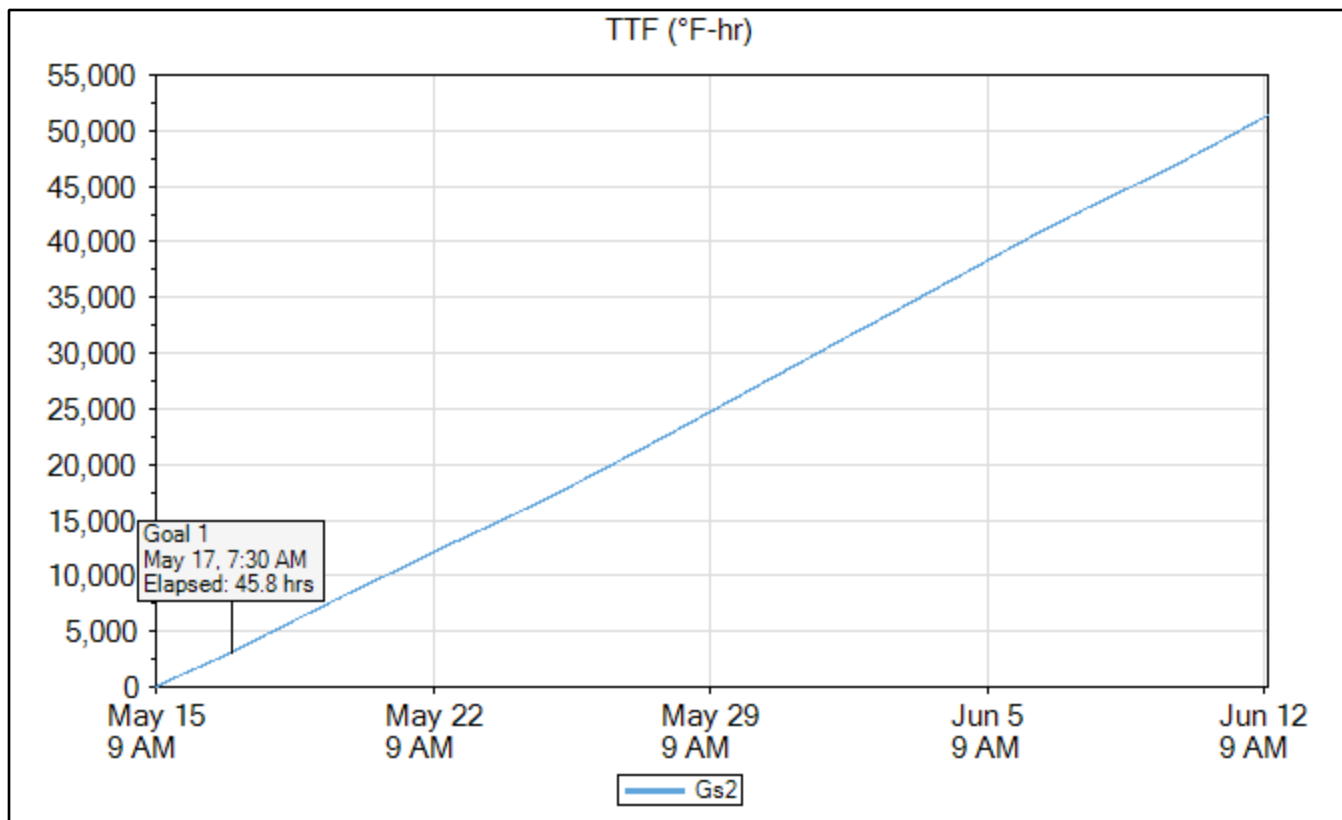
Gs2

	Time	Elapsed Time (days.hours:minutes)	Temperature (°F)	TTF (°F-hr)	Strength (psi)
Goal 1	May 17, 2020 07:30 AM	1.21:45	86.9	3,139	4,000
Min Temp	May 15, 2020 09:45 AM	00:00	68.0	0	0
Max Temp	May 15, 2020 11:00 AM	01:15	101.3	90	2,492
Download	Jun 12, 2020 11:30 AM	28.01:45	88.7	51,333	5,187

Name	Gs2
Serial Number	0000004DE049
Location	
Depth (in)	4.5
Placement Date	May 15, 2020 9:35 AM
Sample Interval (minutes)	15

Maturity Method	Nurse-Saul
Datum Temp (°F)	14



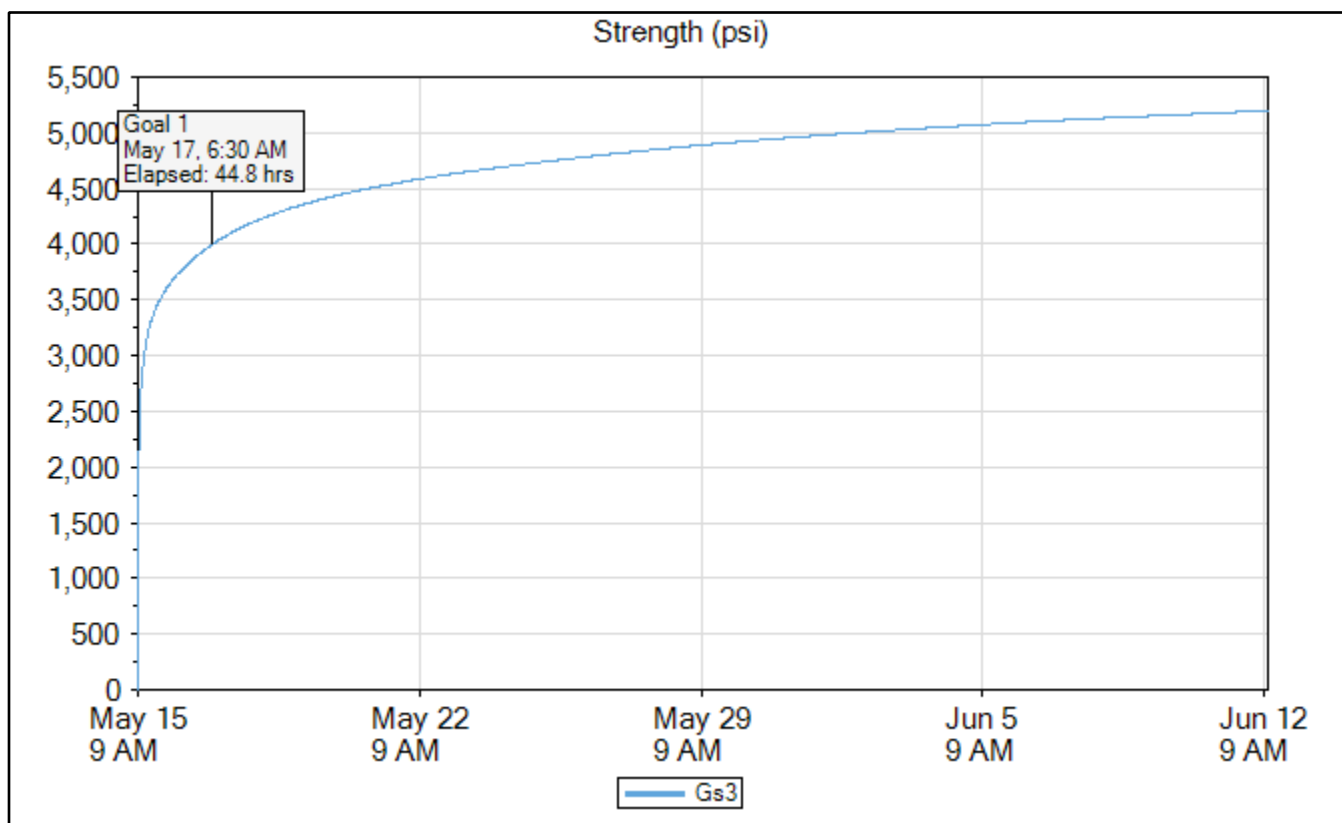


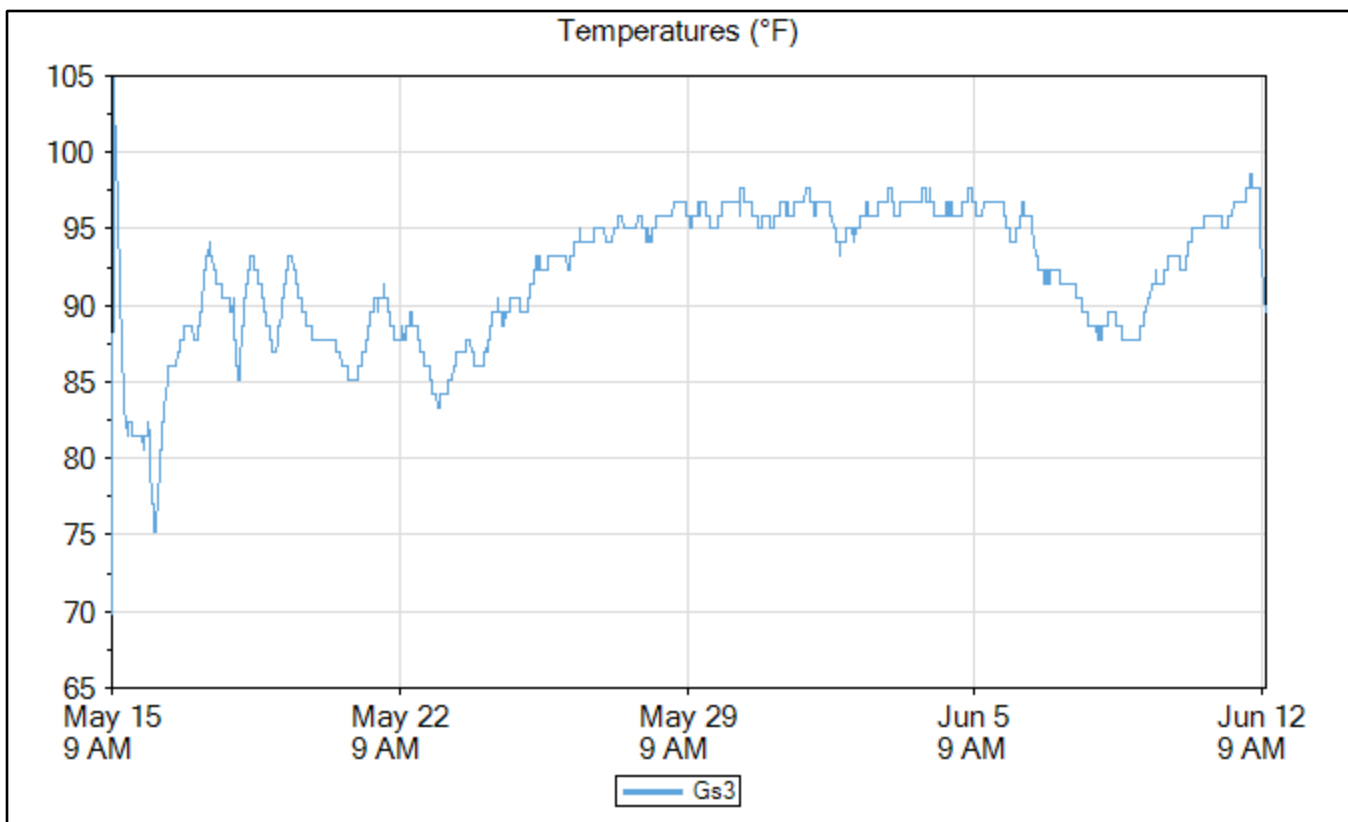
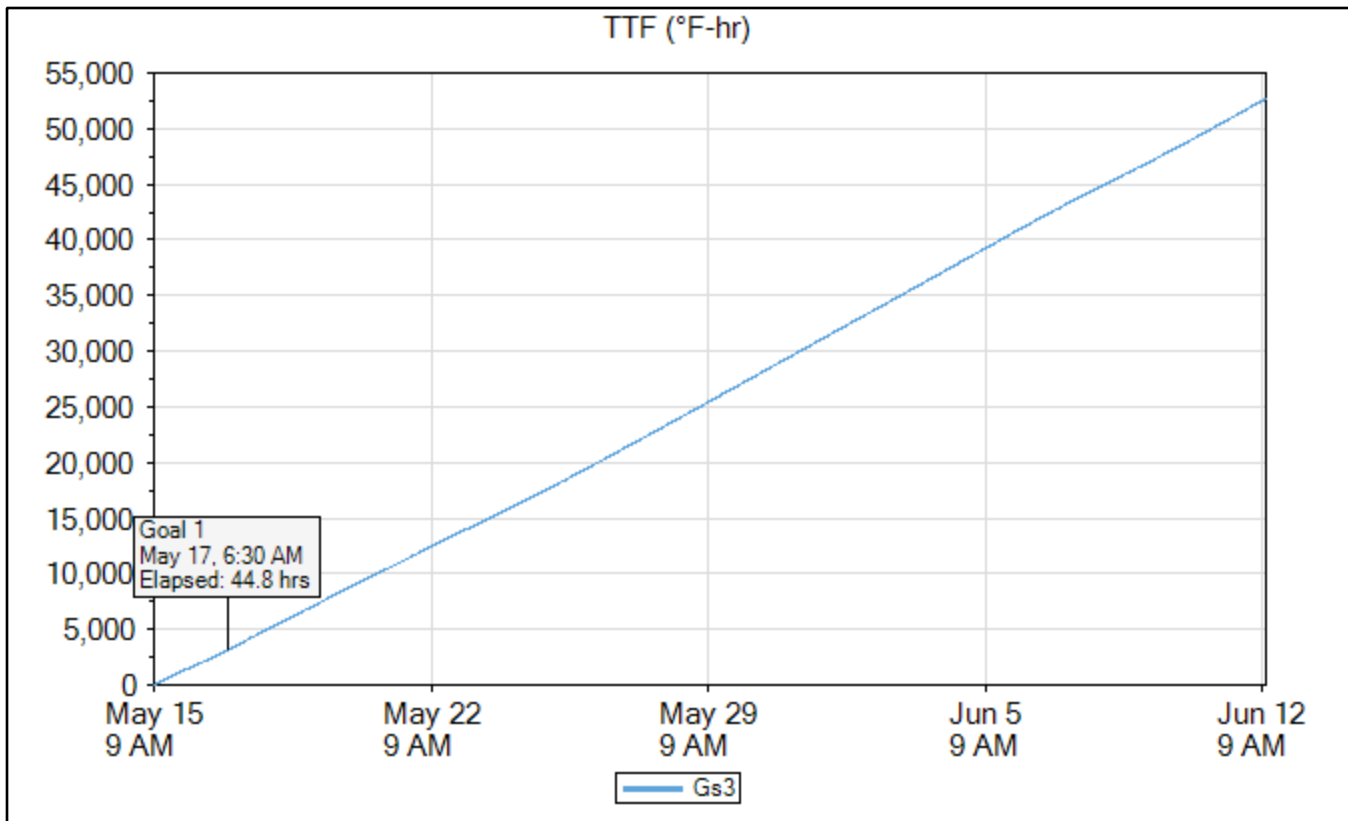
Gs3

	Time	Elapsed Time (days.hours:minutes)	Temperature (°F)	TTF (°F-hr)	Strength (psi)
Goal 1	May 17, 2020 06:30 AM	1.20:45	88.7	3,155	4,002
Min Temp	May 15, 2020 09:45 AM	00:00	69.8	0	0
Max Temp	May 15, 2020 10:45 AM	01:00	104.9	74	2,411
Download	Jun 12, 2020 11:30 AM	28.01:45	89.6	52,656	5,198

Name	Gs3
Serial Number	0000004DC7F2
Location	
Depth (in)	4.5
Placement Date	May 15, 2020 9:35 AM
Sample Interval (minutes)	15

Maturity Method	Nurse-Saul
Datum Temp (°F)	14



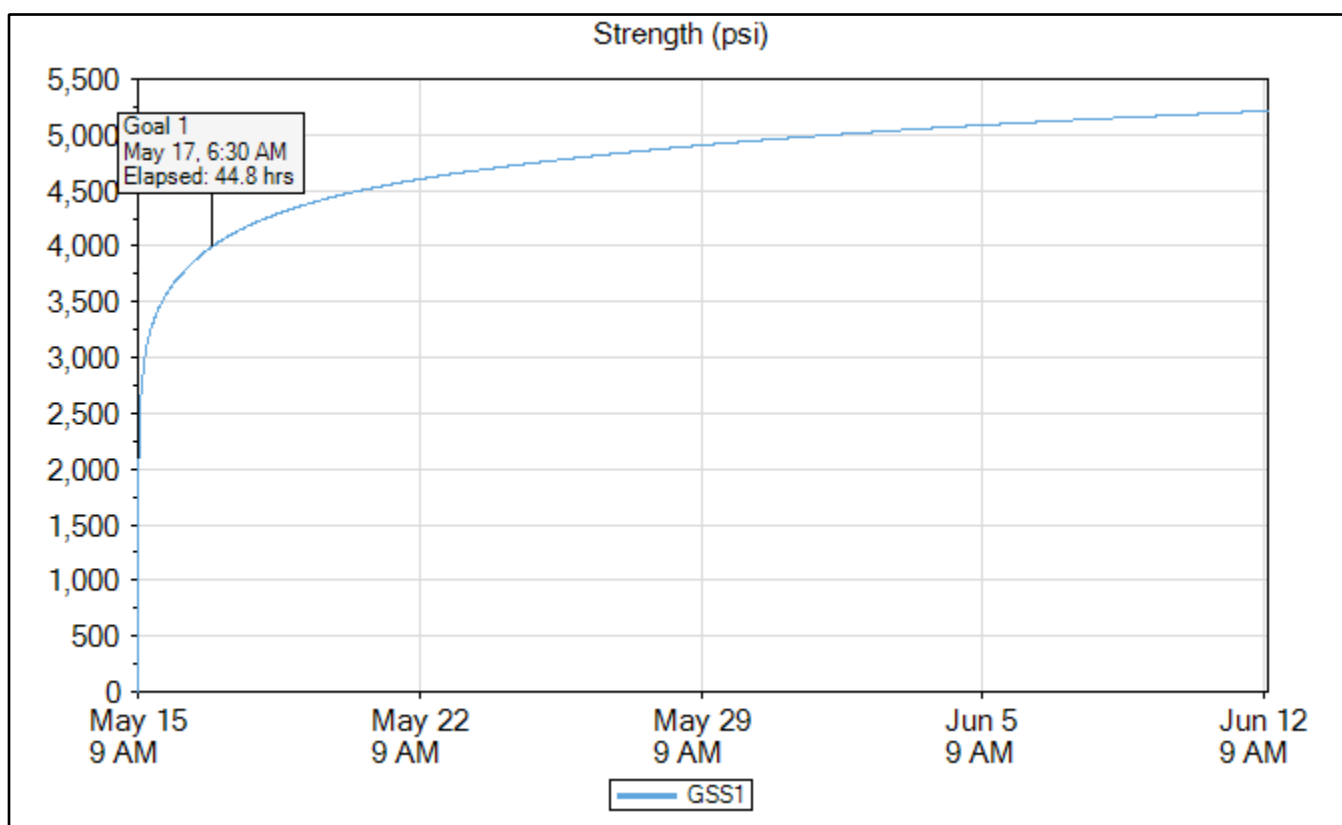


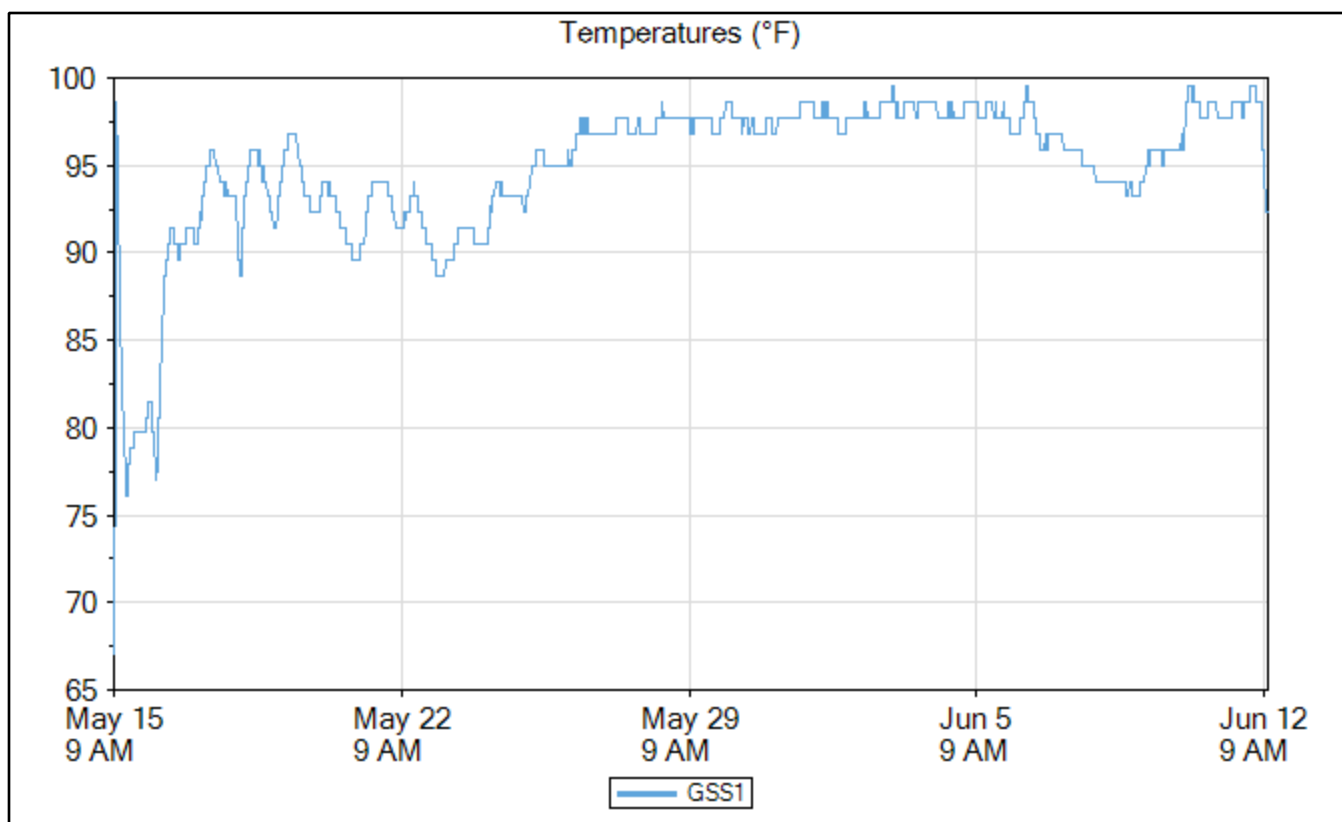
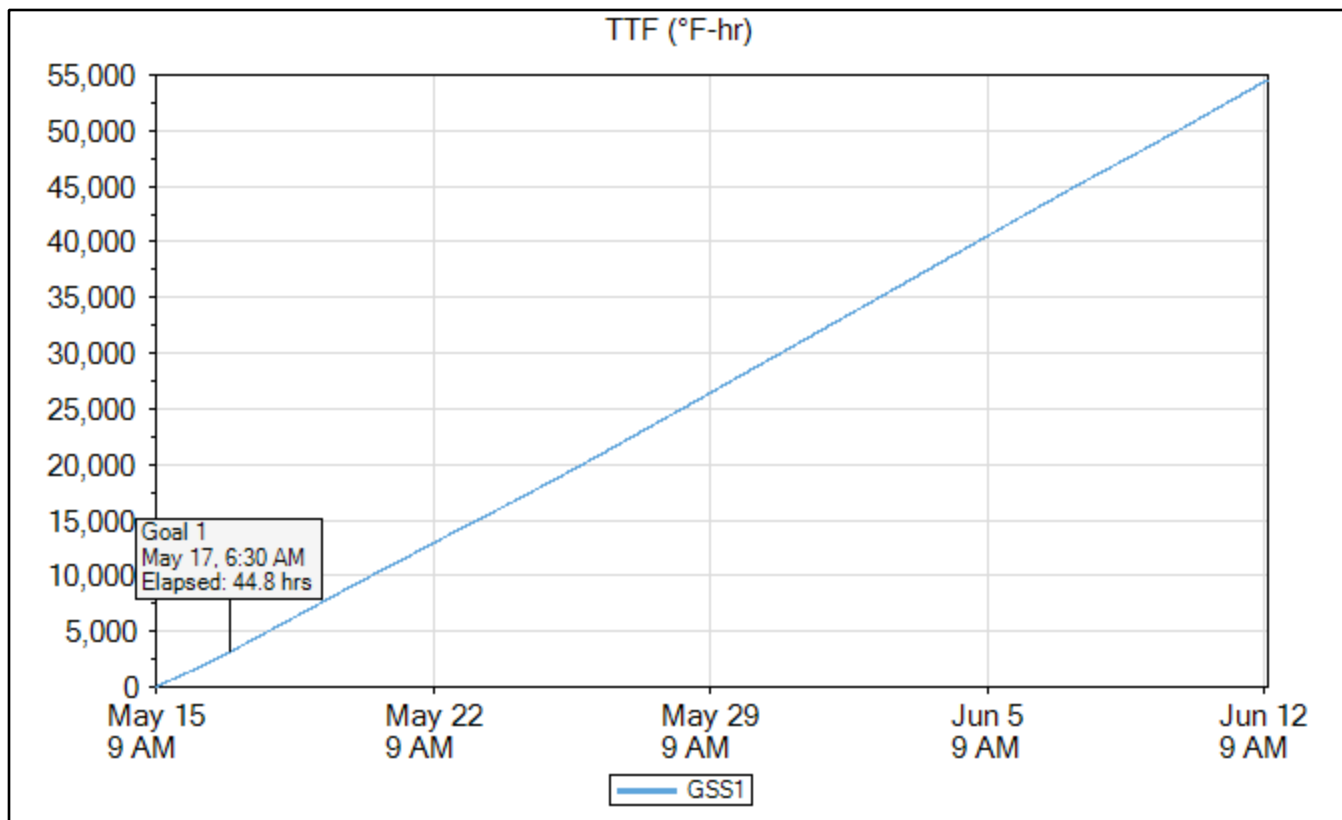
GSS1

	Time	Elapsed Time (days.hours:minutes)	Temperature (°F)	TTF (°F-hr)	Strength (psi)
Goal 1	May 17, 2020 06:30 AM	1.20:45	91.4	3,152	4,002
Min Temp	May 15, 2020 09:45 AM	00:00	67.1	0	0
Max Temp	Jun 03, 2020 08:30 AM	18.22:45	99.5	36,364	5,041
Download	Jun 12, 2020 11:30 AM	28.01:45	92.3	54,536	5,213

Name	GSS1
Serial Number	0000004DBBC5
Location	
Depth (in)	4.5
Placement Date	May 15, 2020 9:35 AM
Sample Interval (minutes)	15

Maturity Method	Nurse-Saul
Datum Temp (°F)	14





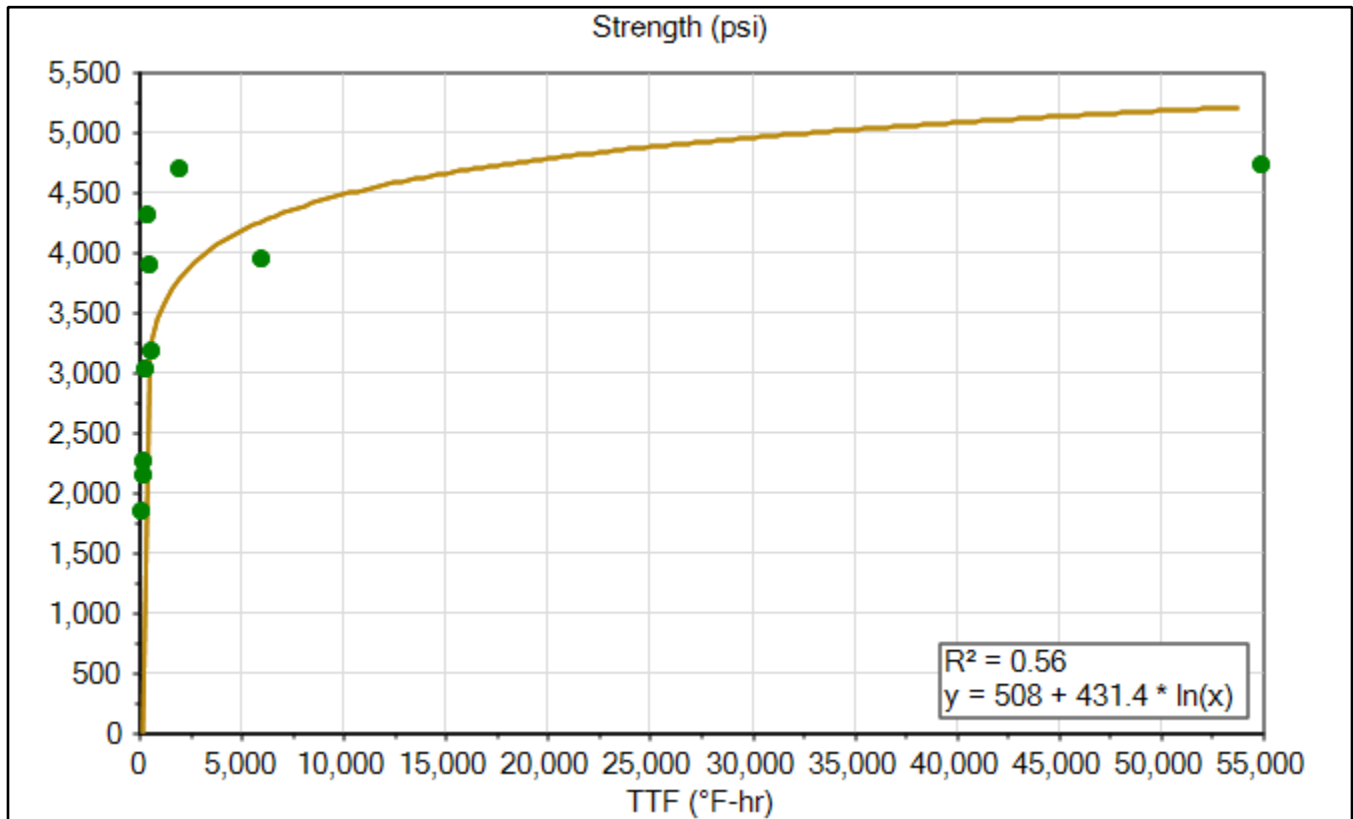
6x12 Cylinders Maturity Curve

Maturity Curve Report

Timestamp	Age (hours)	Strength (psi)	TTF (°F-hr)
May 15, 2020 11:04 AM	1.333333	1,851	129
May 15, 2020 11:36 AM	1.85	2,265	187
May 15, 2020 12:04 PM	2.333333	2,143	243
May 15, 2020 12:49 PM	3.066667	3,027	322
May 15, 2020 01:43 PM	3.966667	4,323	422
May 15, 2020 02:36 PM	4.85	3,892	492
May 15, 2020 03:49 PM	6.066667	3,187	602
May 16, 2020 09:36 AM	23.85	4,695	1,942
May 18, 2020 09:54 AM	72.16666	3,956	5,961
Jun 12, 2020 09:38 AM	671.8834	4,727	54,864

Maturity Method	Nurse-Saul
Datum Temp (°F)	14

Curve-Fit Model	Ln
Intercept (psi)	508
Slope	431.4
Equation	$y = 508 + 431.4 * \ln(x)$
R²	0.56



Signature _____

Print _____

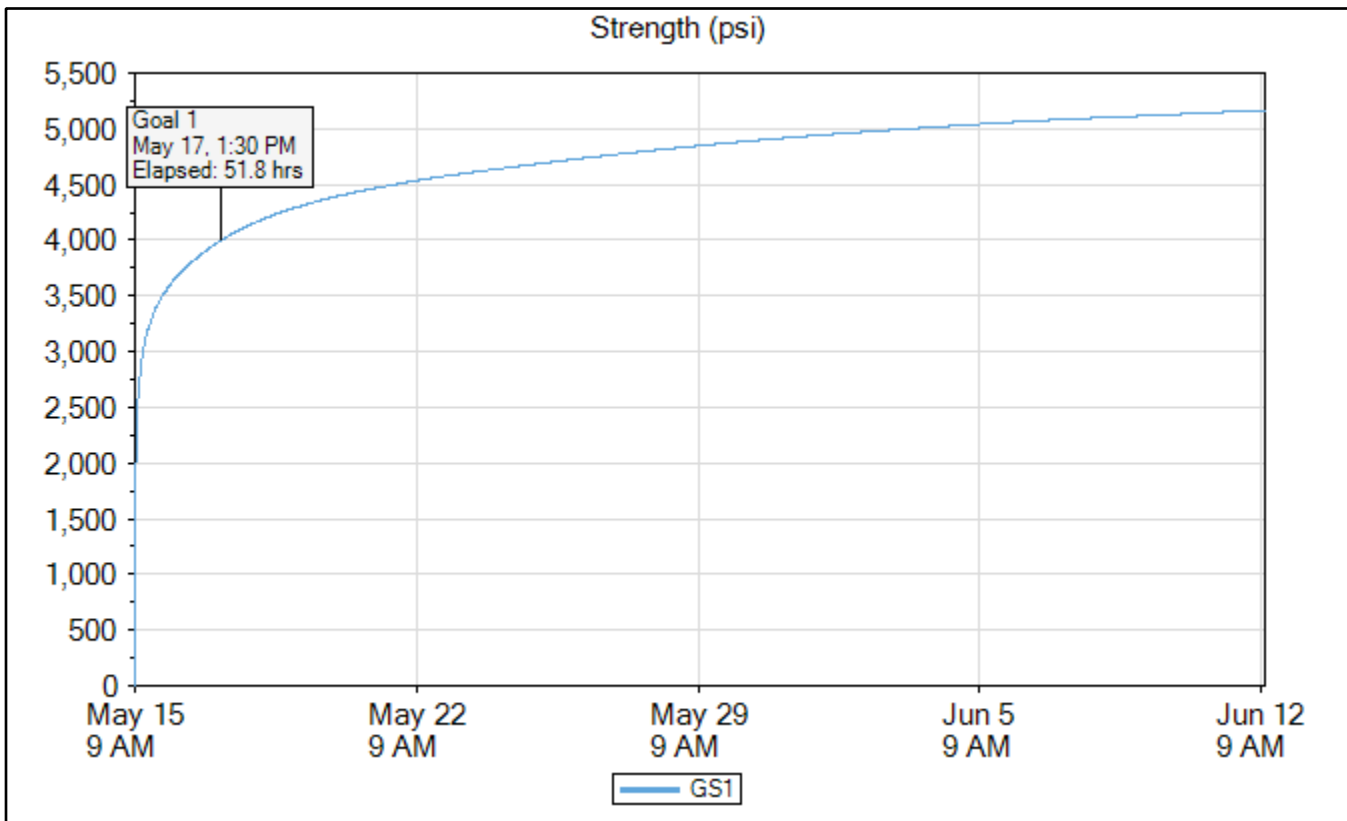
GS1

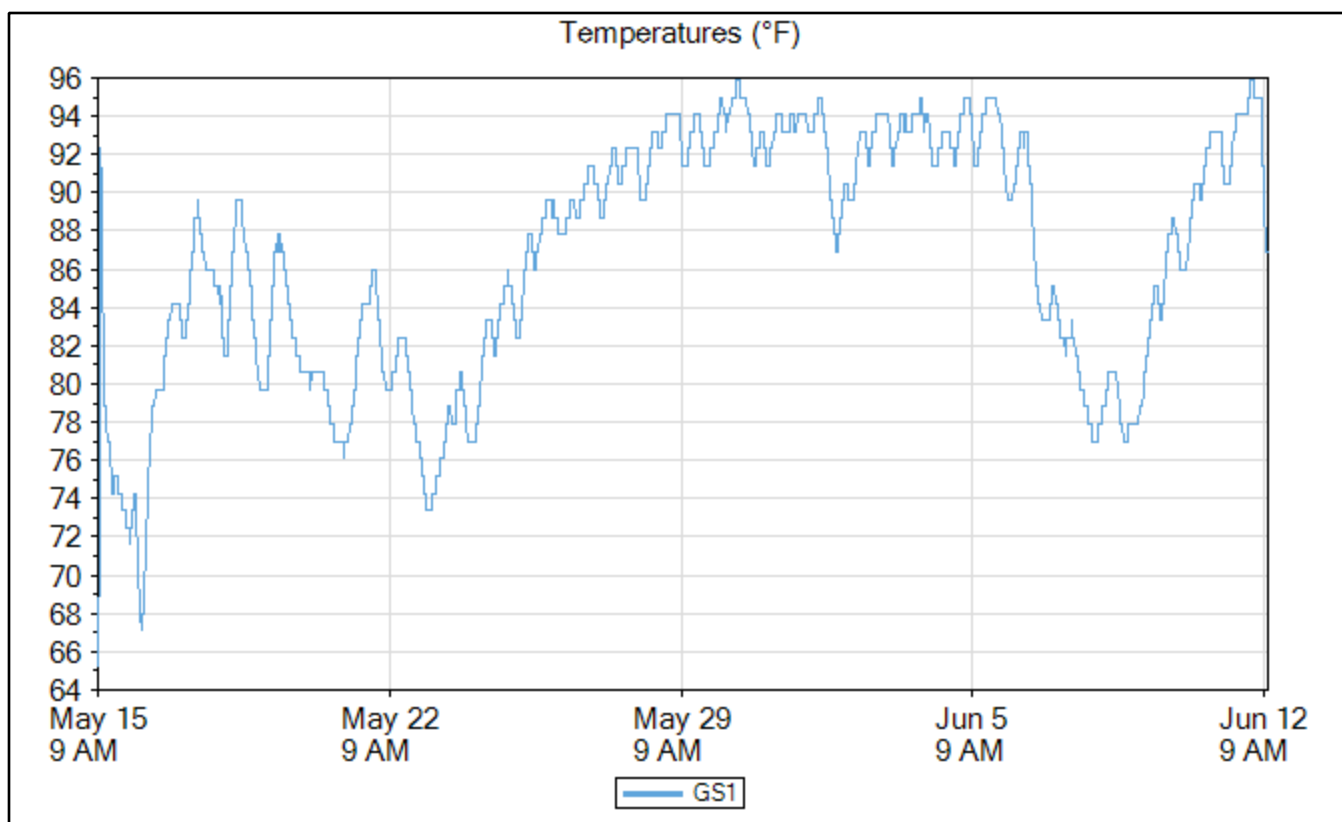
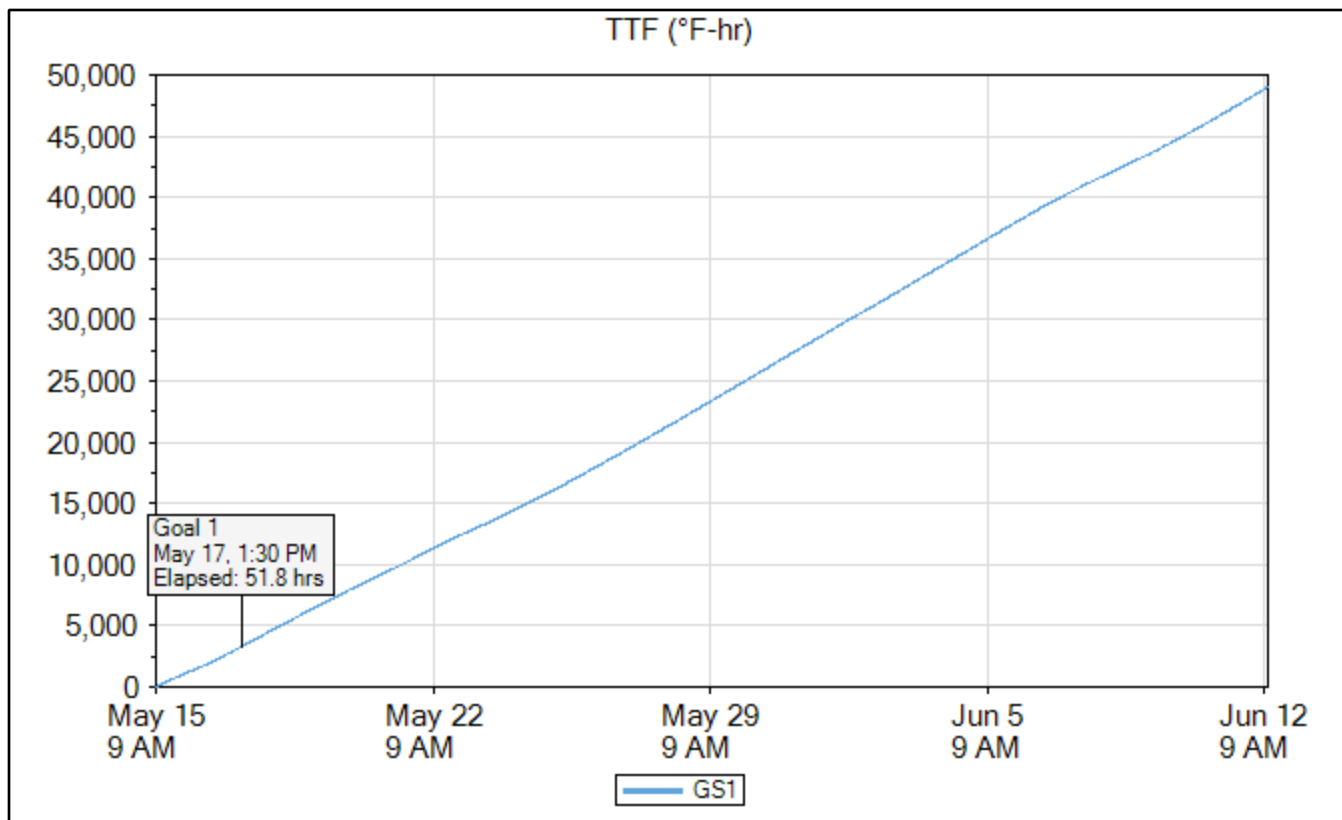
6x12 Cylinders Sensor Data

	Time	Elapsed Time (days.hours:minutes)	Temperature (°F)	TTF (°F-hr)	Strength (psi)
Goal 1	May 17, 2020 01:30 PM	2.03:45	83.3	3,287	4,002
Min Temp	May 15, 2020 09:45 AM	00:00	65.3	0	0
Max Temp	May 30, 2020 05:15 PM	15.07:30	95.9	25,816	4,891
Download	Jun 12, 2020 11:30 AM	28.01:45	86.9	48,963	5,167

Name	GS1
Serial Number	0000004DB32A
Location	
Depth (in)	4.5
Placement Date	May 15, 2020 9:35 AM
Sample Interval (minutes)	15

Maturity Method	Nurse-Saul
Datum Temp (°F)	14



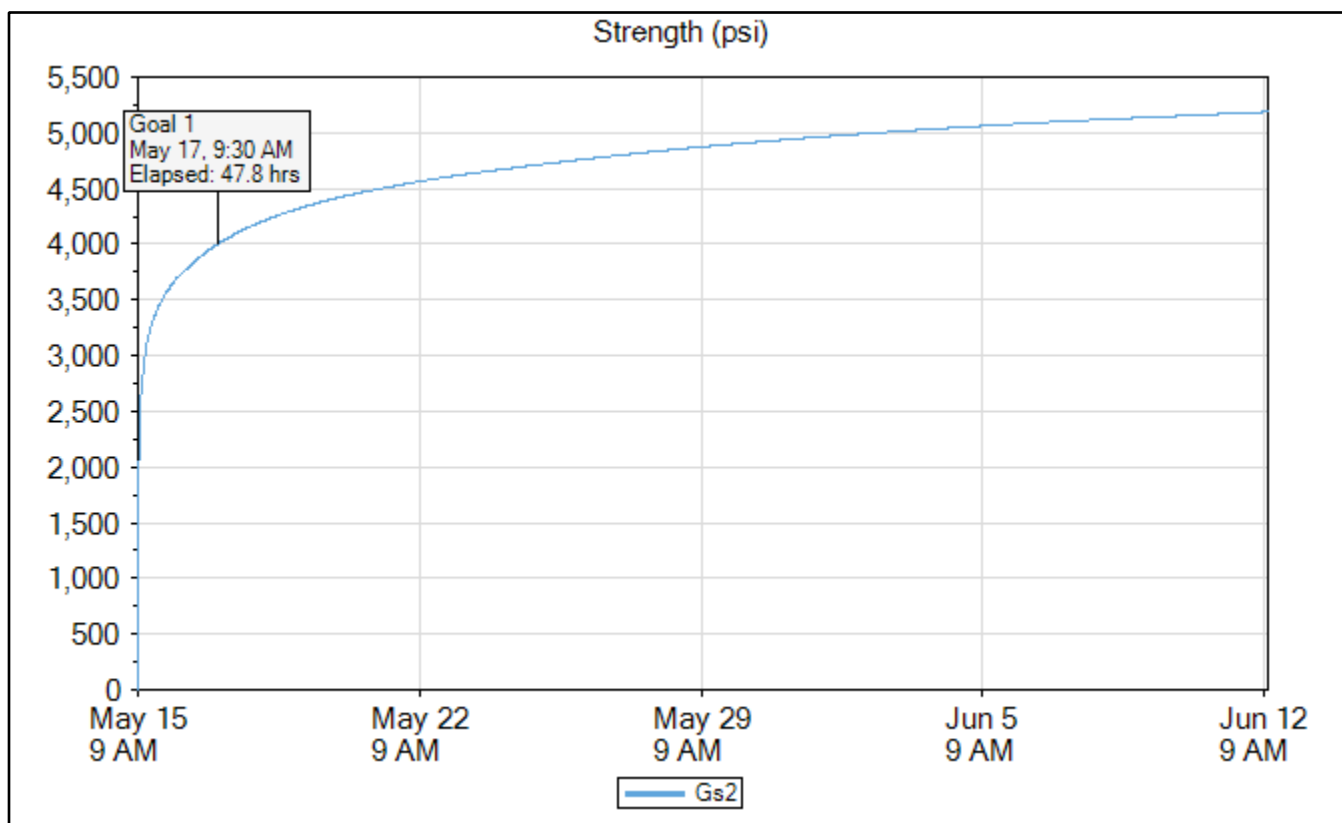


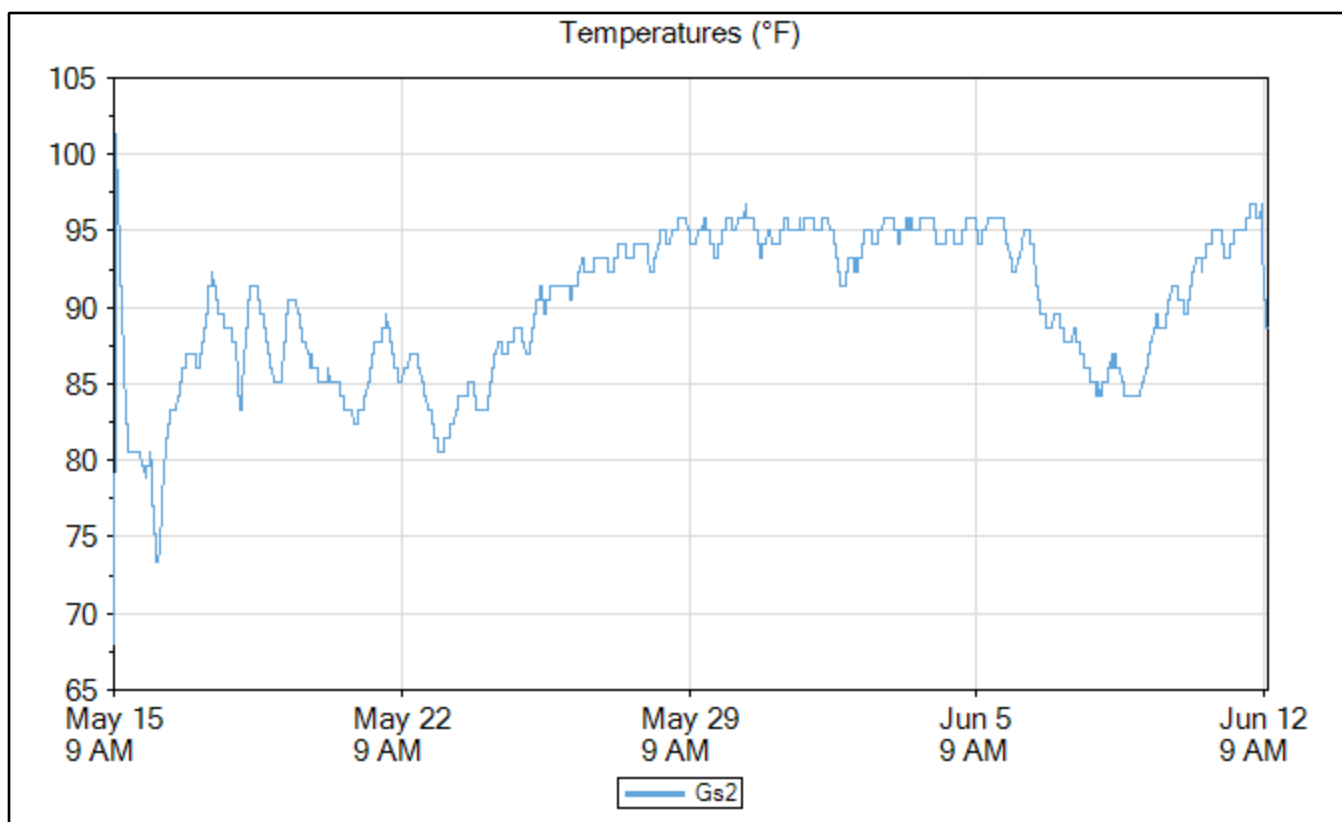
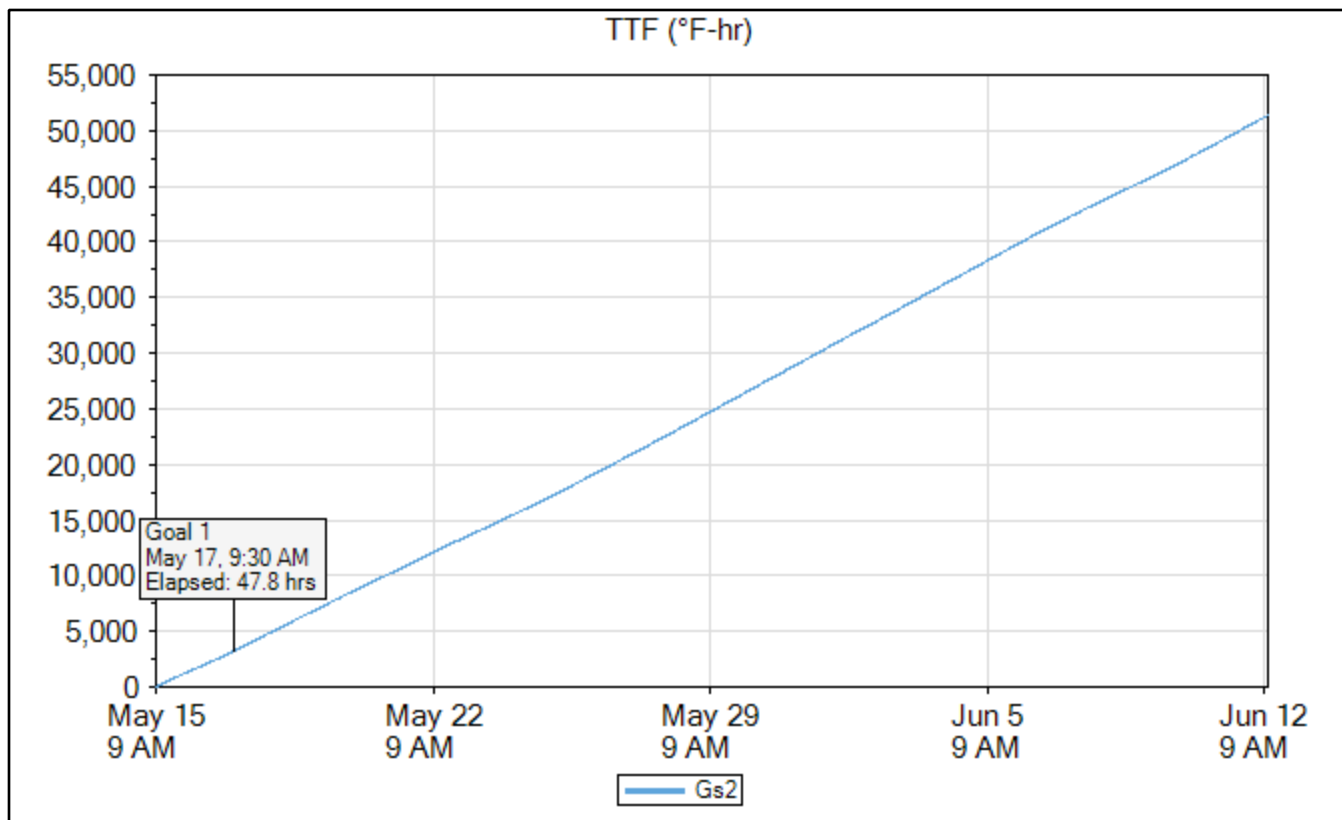
Gs2

	Time	Elapsed Time (days.hours:minutes)	Temperature (°F)	TTF (°F-hr)	Strength (psi)
Goal 1	May 17, 2020 09:30 AM	1.23:45	86.9	3,284	4,002
Min Temp	May 15, 2020 09:45 AM	00:00	68.0	0	0
Max Temp	May 15, 2020 11:00 AM	01:15	101.3	90	2,451
Download	Jun 12, 2020 11:30 AM	28.01:45	88.7	51,333	5,188

Name	Gs2
Serial Number	0000004DE049
Location	
Depth (in)	4.5
Placement Date	May 15, 2020 9:35 AM
Sample Interval (minutes)	15

Maturity Method	Nurse-Saul
Datum Temp (°F)	14



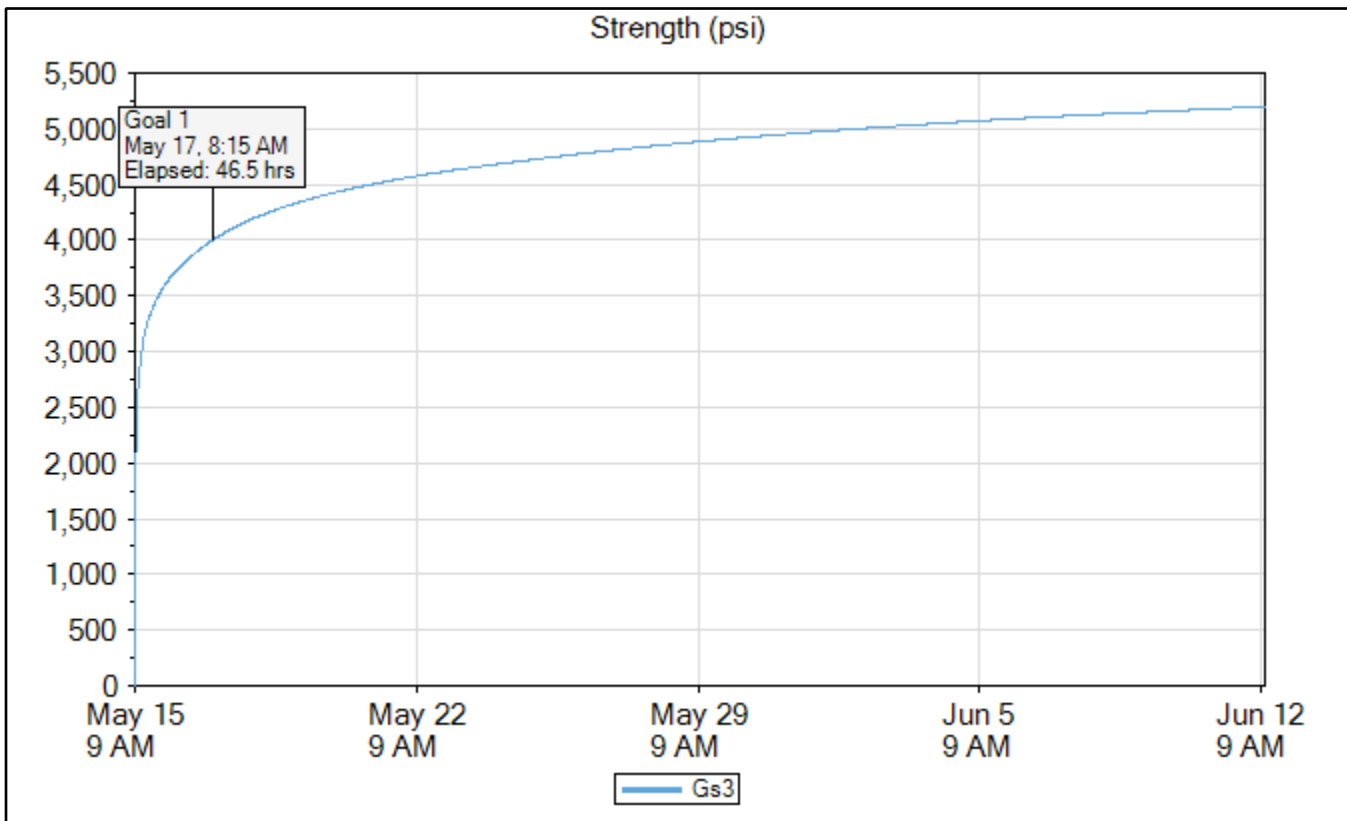


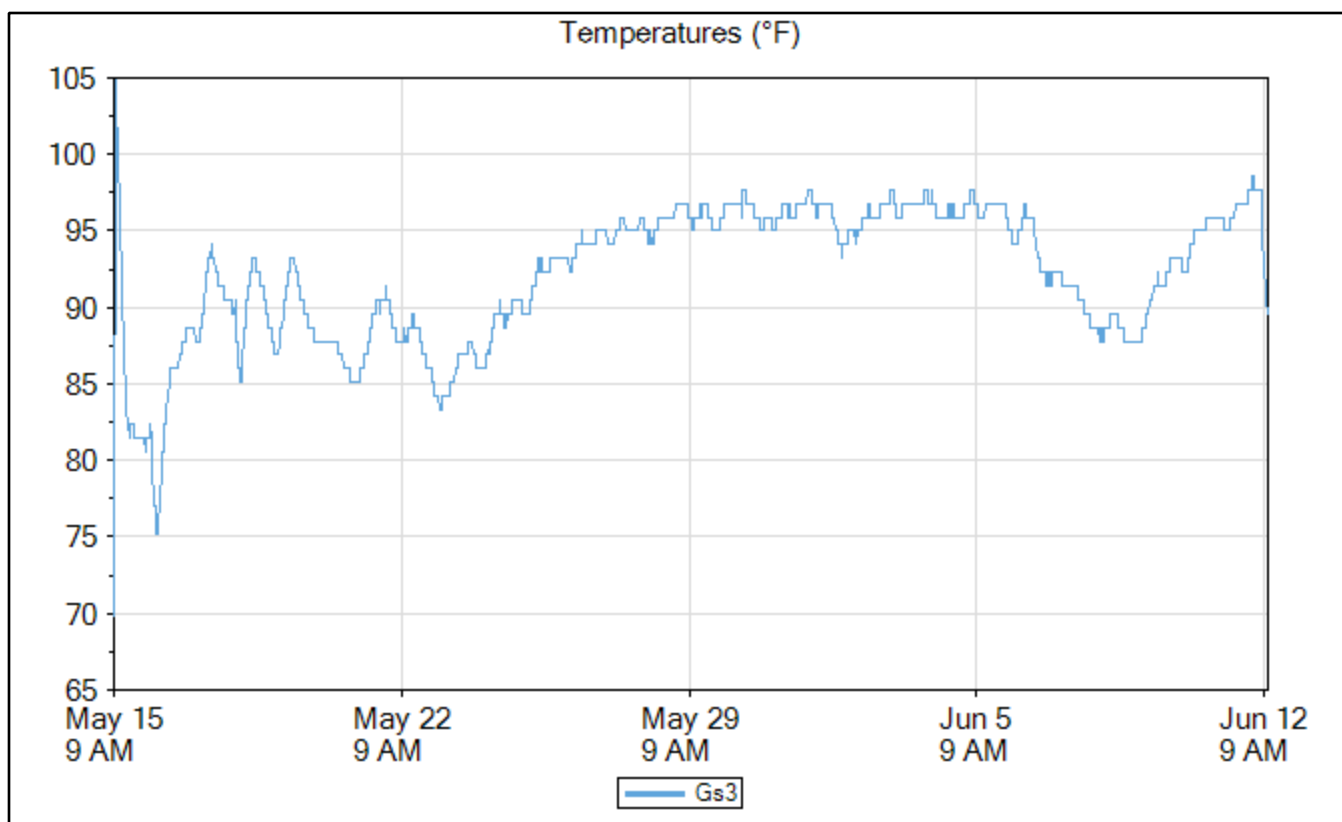
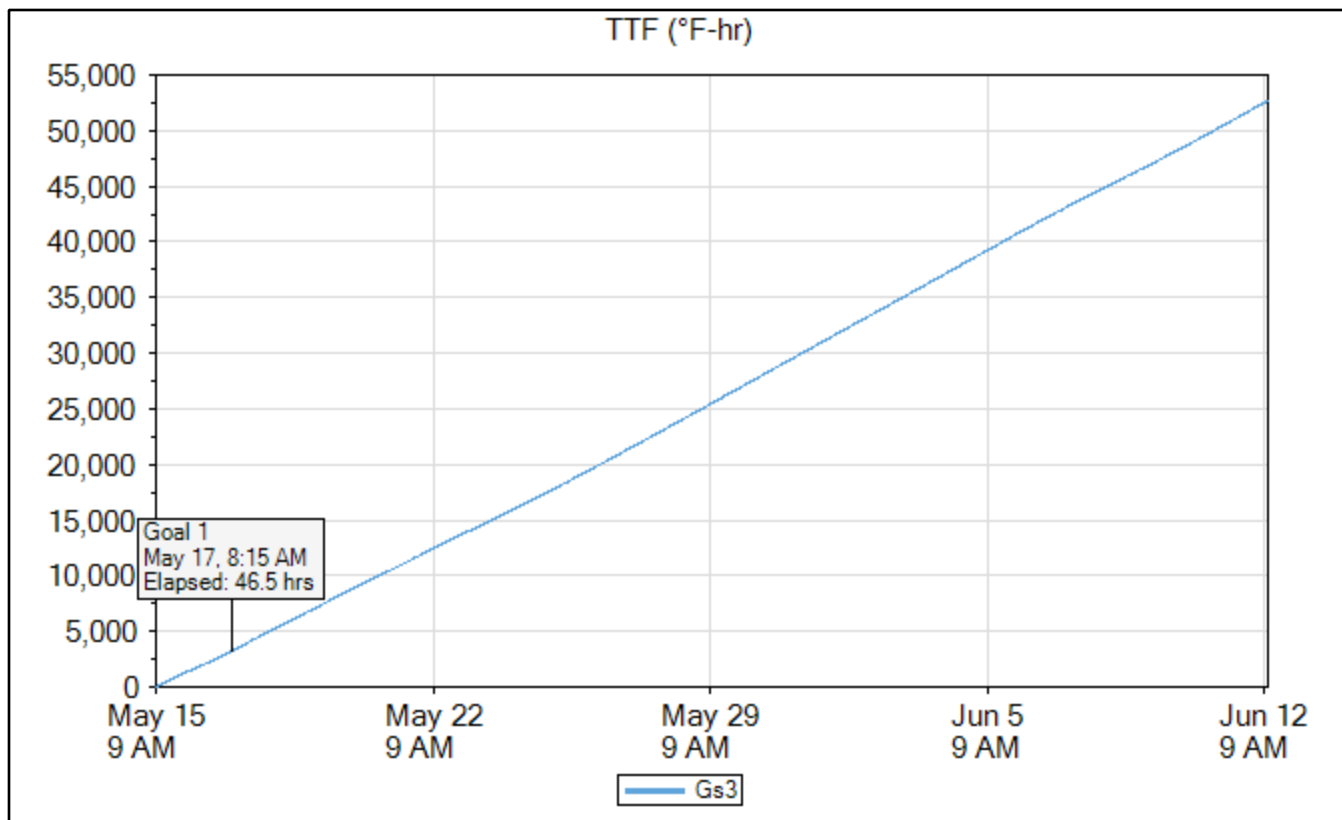
Gs3

	Time	Elapsed Time (days.hours:minutes)	Temperature (°F)	TTF (°F-hr)	Strength (psi)
Goal 1	May 17, 2020 08:15 AM	1.22:30	88.7	3,286	4,002
Min Temp	May 15, 2020 09:45 AM	00:00	69.8	0	0
Max Temp	May 15, 2020 10:45 AM	01:00	104.9	74	2,368
Download	Jun 12, 2020 11:30 AM	28.01:45	89.6	52,656	5,199

Name	Gs3
Serial Number	0000004DC7F2
Location	
Depth (in)	4.5
Placement Date	May 15, 2020 9:35 AM
Sample Interval (minutes)	15

Maturity Method	Nurse-Saul
Datum Temp (°F)	14



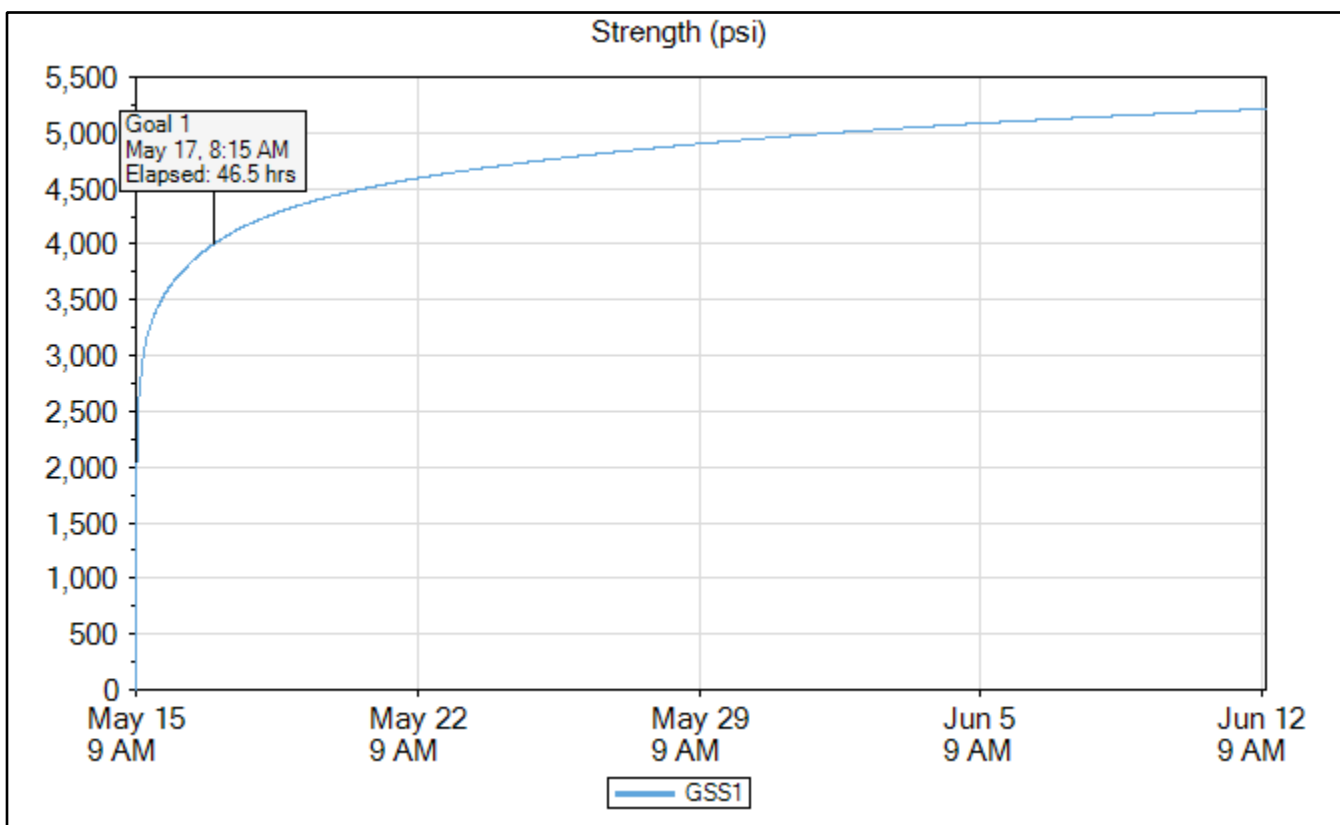


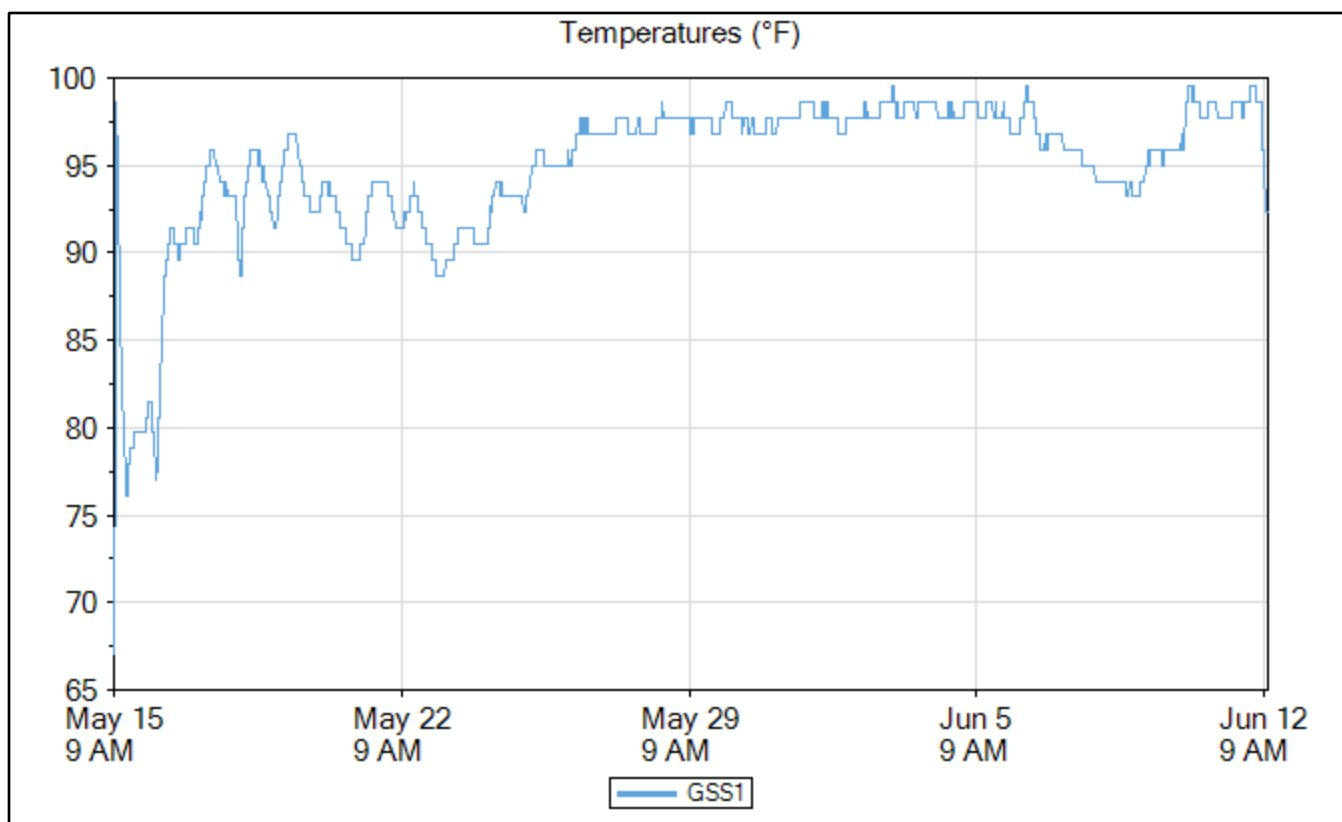
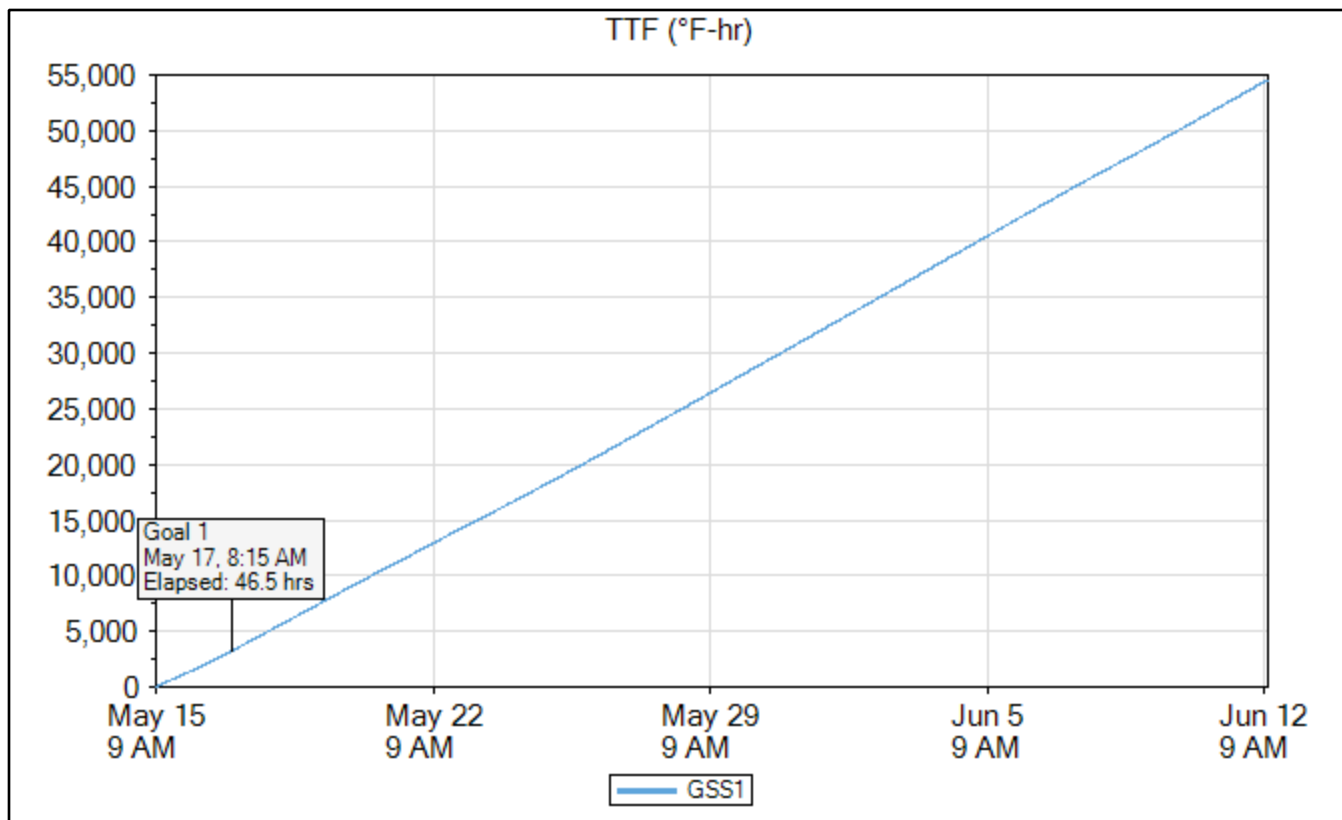
GSS1

	Time	Elapsed Time (days.hours:minutes)	Temperature (°F)	TTF (°F-hr)	Strength (psi)
Goal 1	May 17, 2020 08:15 AM	1.22:30	91.4	3,288	4,002
Min Temp	May 15, 2020 09:45 AM	00:00	67.1	0	0
Max Temp	Jun 03, 2020 08:30 AM	18.22:45	99.5	36,364	5,039
Download	Jun 12, 2020 11:30 AM	28.01:45	92.3	54,536	5,214

Name	GSS1
Serial Number	0000004DBBC5
Location	
Depth (in)	4.5
Placement Date	May 15, 2020 9:35 AM
Sample Interval (minutes)	15

Maturity Method	Nurse-Saul
Datum Temp (°F)	14





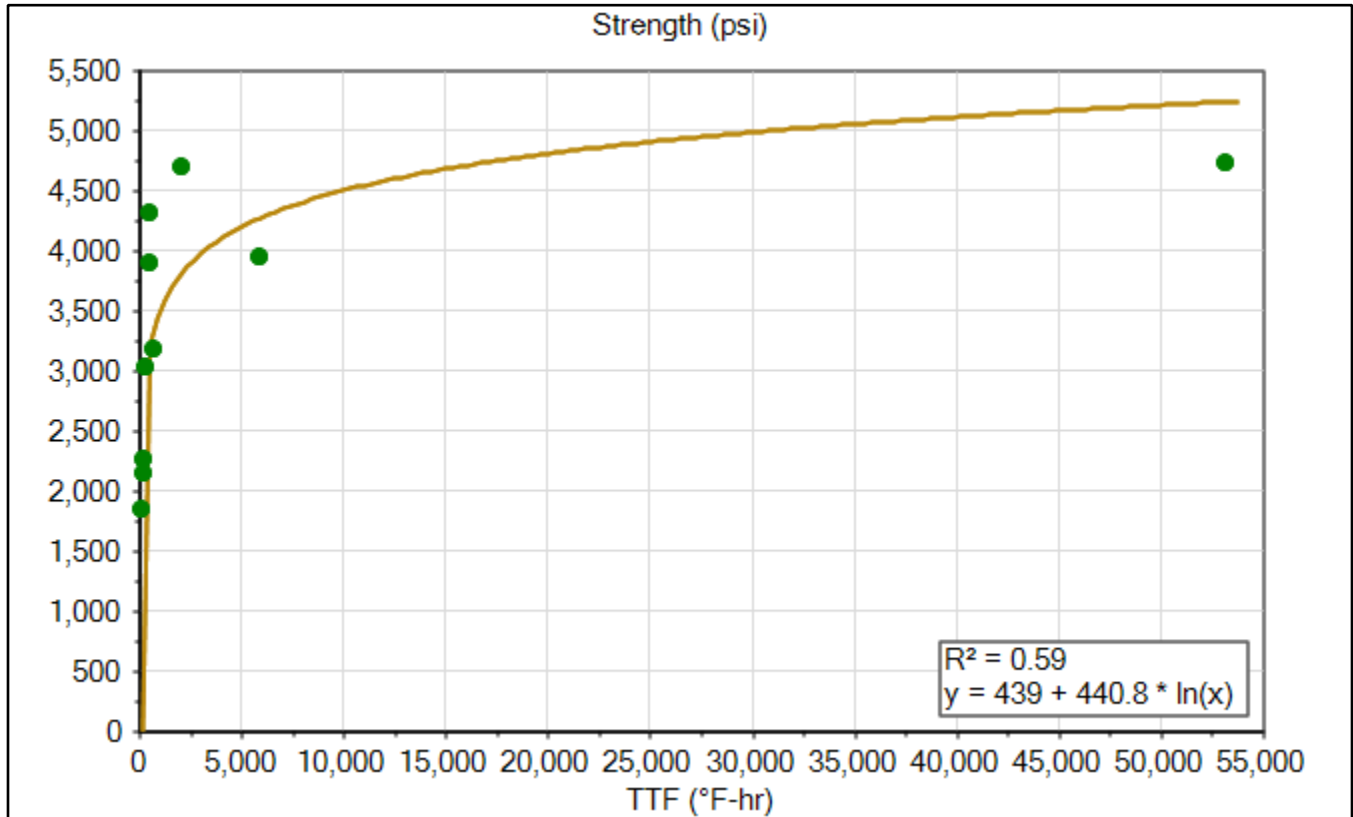
4x8 Insulated Cylinders Maturity Curve

Maturity Curve Report

Timestamp	Age (hours)	Strength (psi)	TTF (°F-hr)
May 15, 2020 11:04 AM	1.333333	1,851	118
May 15, 2020 11:36 AM	1.85	2,265	180
May 15, 2020 12:04 PM	2.333333	2,143	242
May 15, 2020 12:49 PM	3.066667	3,027	332
May 15, 2020 01:43 PM	3.966667	4,323	448
May 15, 2020 02:36 PM	4.85	3,892	531
May 15, 2020 03:49 PM	6.066667	3,187	661
May 16, 2020 09:36 AM	23.85	4,695	2,078
May 18, 2020 09:54 AM	72.16666	3,956	5,846
Jun 12, 2020 09:38 AM	671.8834	4,727	53,093

Maturity Method	Nurse-Saul
Datum Temp (°F)	14

Curve-Fit Model	Ln
Intercept (psi)	439
Slope	440.8
Equation	$y = 439 + 440.8 * \ln(x)$
R²	0.59



Signature _____

Print _____

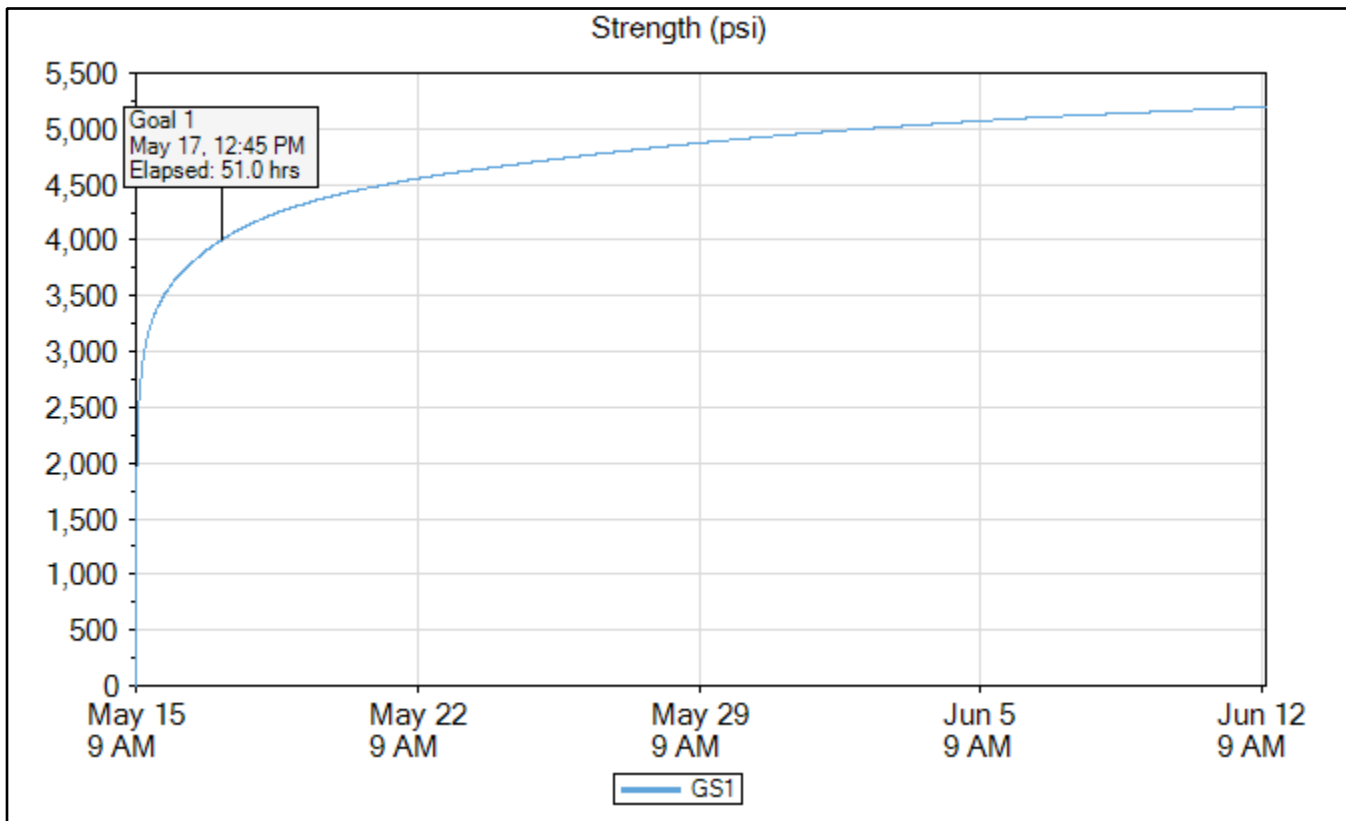
GS1

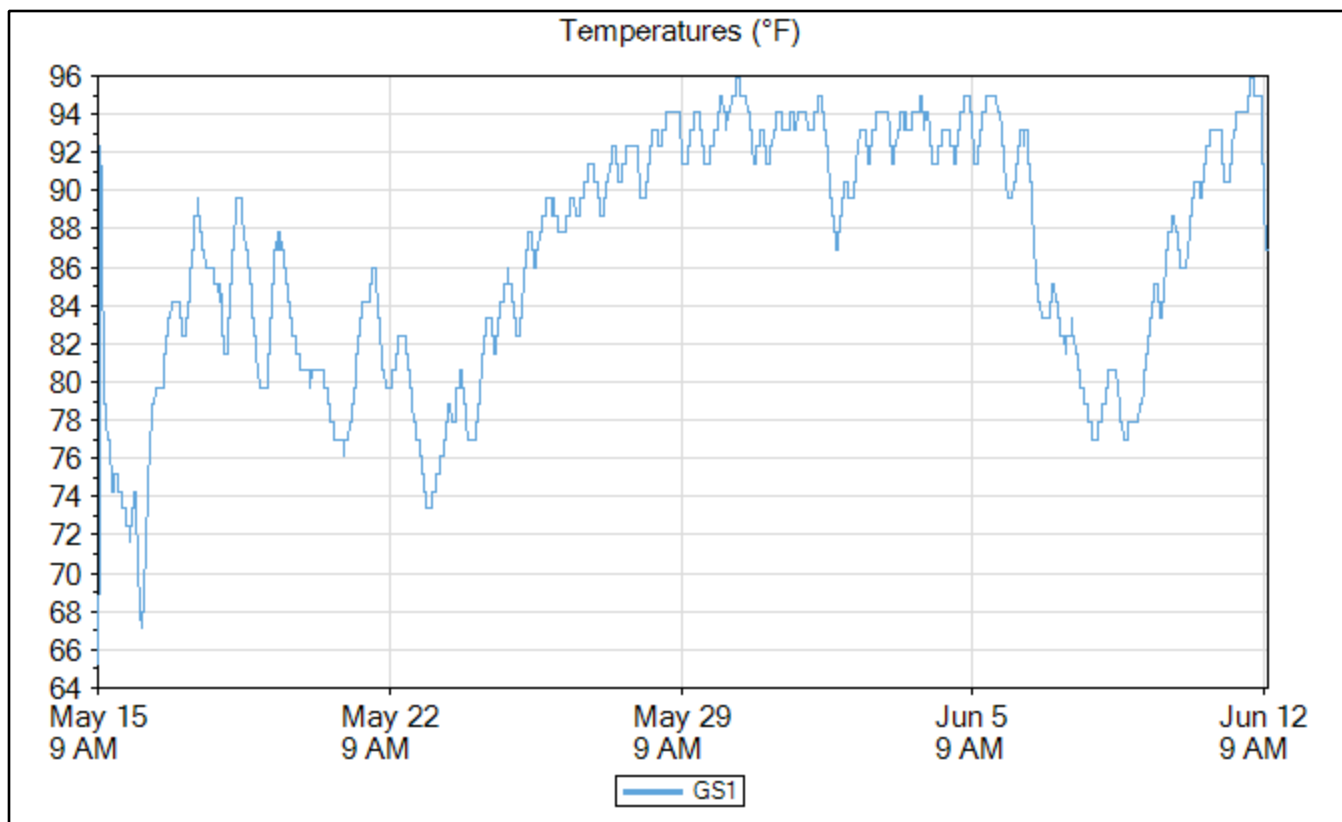
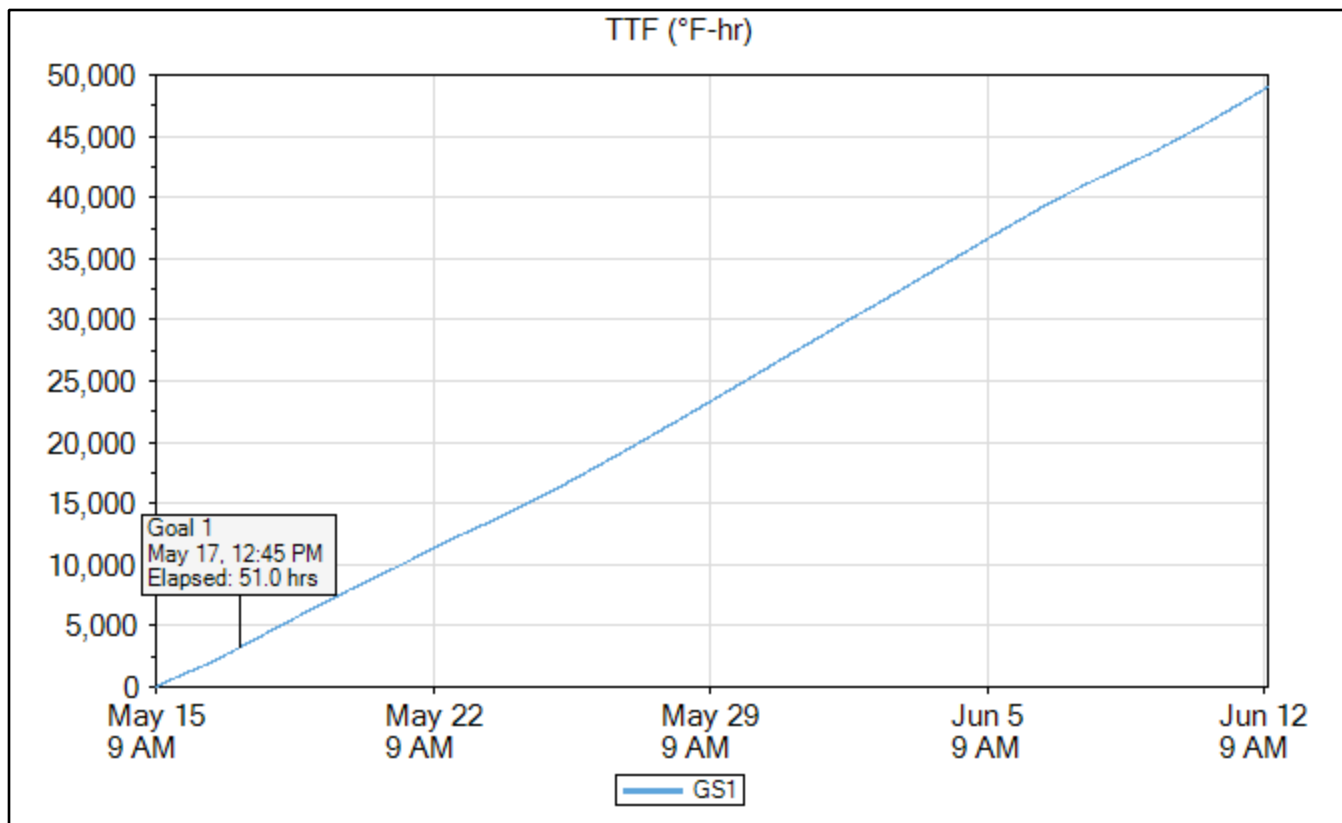
4x8 Insulated Cylinders Sensor Data

	Time	Elapsed Time (days.hours:minutes)	Temperature (°F)	TTF (°F-hr)	Strength (psi)
Goal 1	May 17, 2020 12:45 PM	2.03:00	83.3	3,235	4,001
Min Temp	May 15, 2020 09:45 AM	00:00	65.3	0	0
Max Temp	May 30, 2020 05:15 PM	15.07:30	95.9	25,816	4,917
Download	Jun 12, 2020 11:30 AM	28.01:45	86.9	48,963	5,199

Name	GS1
Serial Number	0000004DB32A
Location	
Depth (in)	4.5
Placement Date	May 15, 2020 9:35 AM
Sample Interval (minutes)	15

Maturity Method	Nurse-Saul
Datum Temp (°F)	14



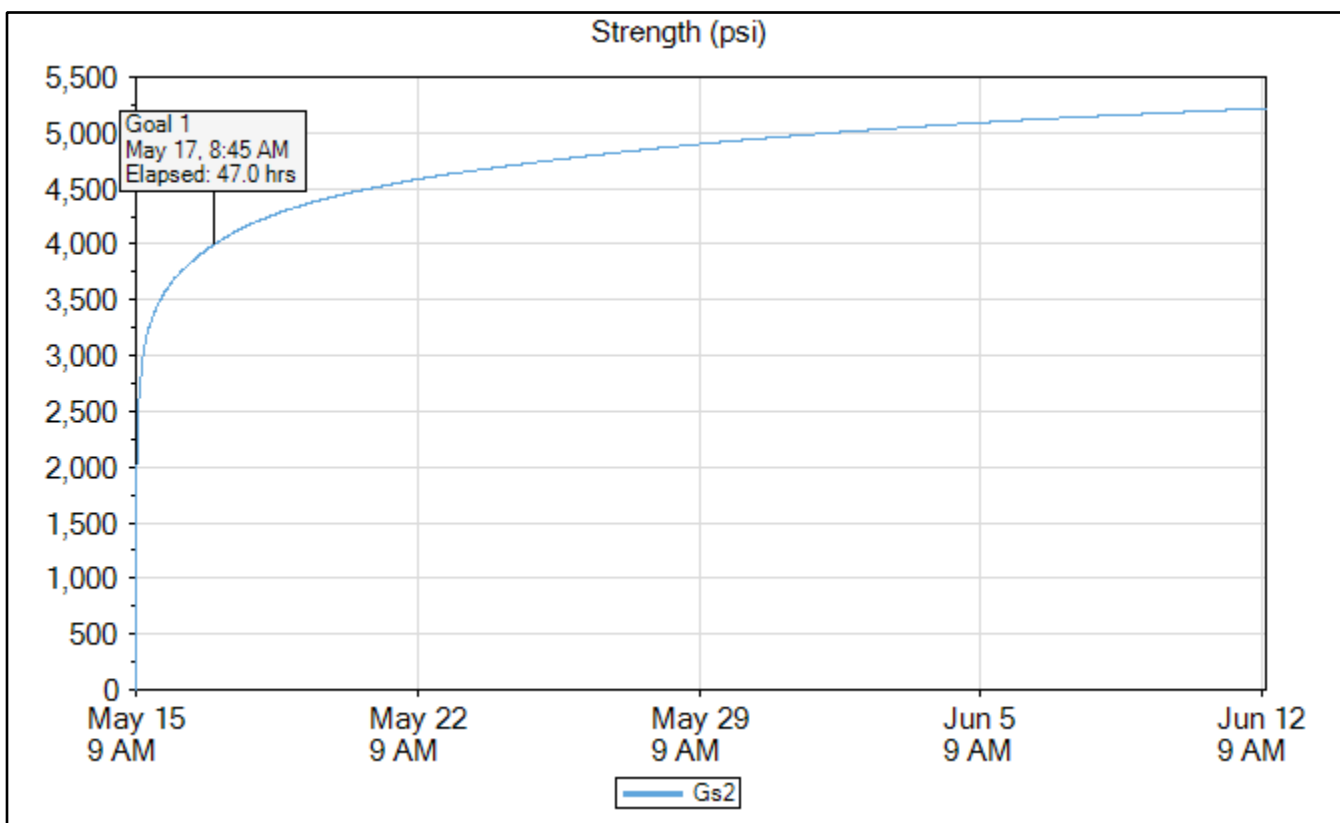


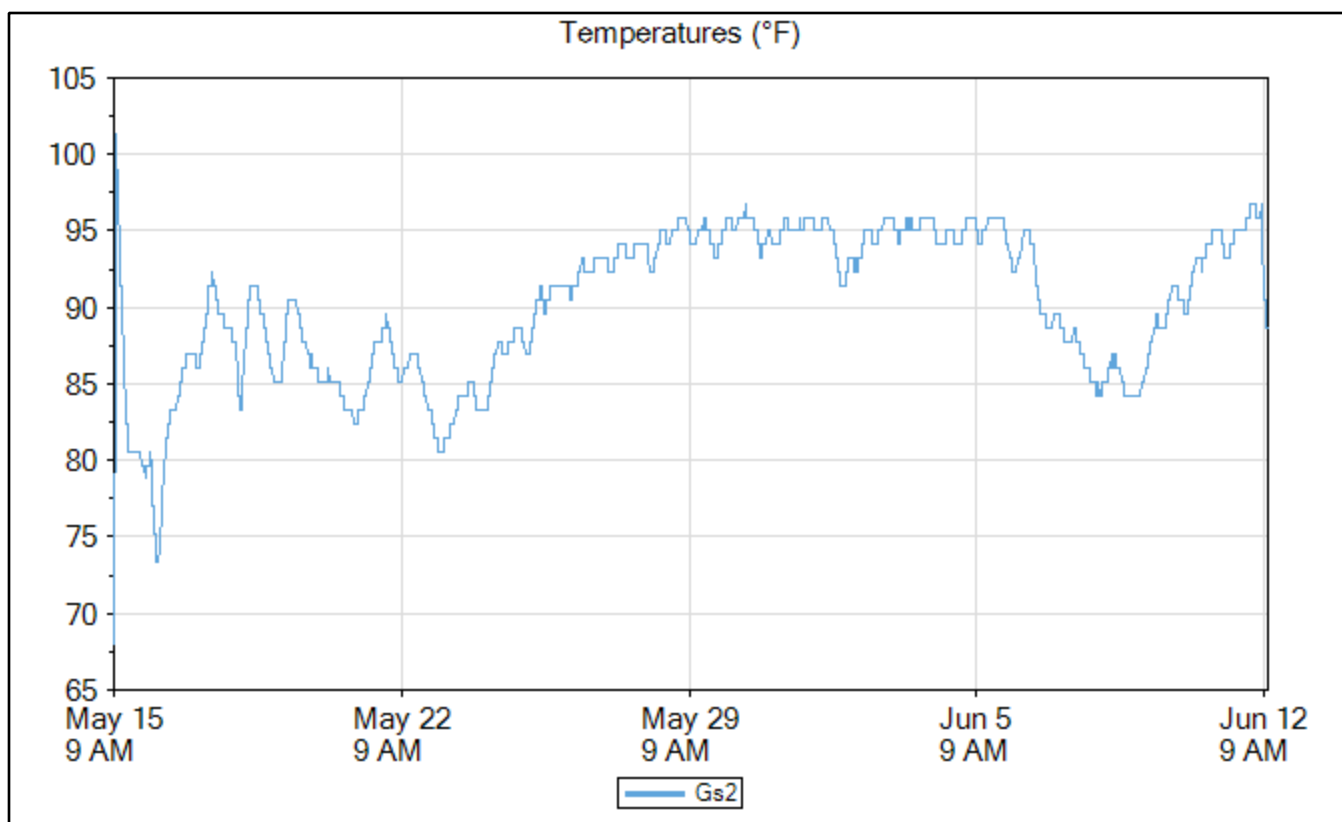
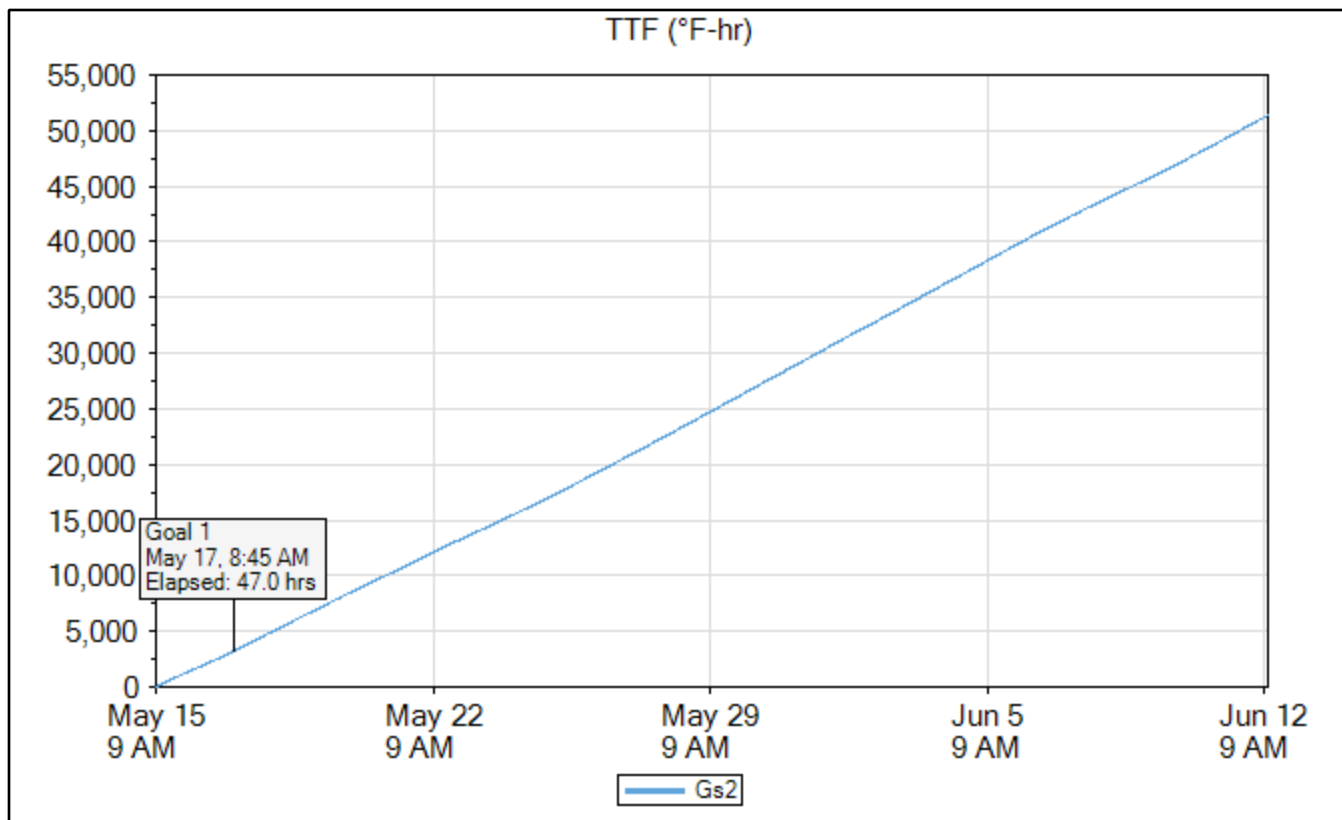
Gs2

	Time	Elapsed Time (days.hours:minutes)	Temperature (°F)	TTF (°F-hr)	Strength (psi)
Goal 1	May 17, 2020 08:45 AM	1.23:00	86.9	3,230	4,001
Min Temp	May 15, 2020 09:45 AM	00:00	68.0	0	0
Max Temp	May 15, 2020 11:00 AM	01:15	101.3	90	2,424
Download	Jun 12, 2020 11:30 AM	28.01:45	88.7	51,333	5,220

Name	Gs2
Serial Number	0000004DE049
Location	
Depth (in)	4.5
Placement Date	May 15, 2020 9:35 AM
Sample Interval (minutes)	15

Maturity Method	Nurse-Saul
Datum Temp (°F)	14



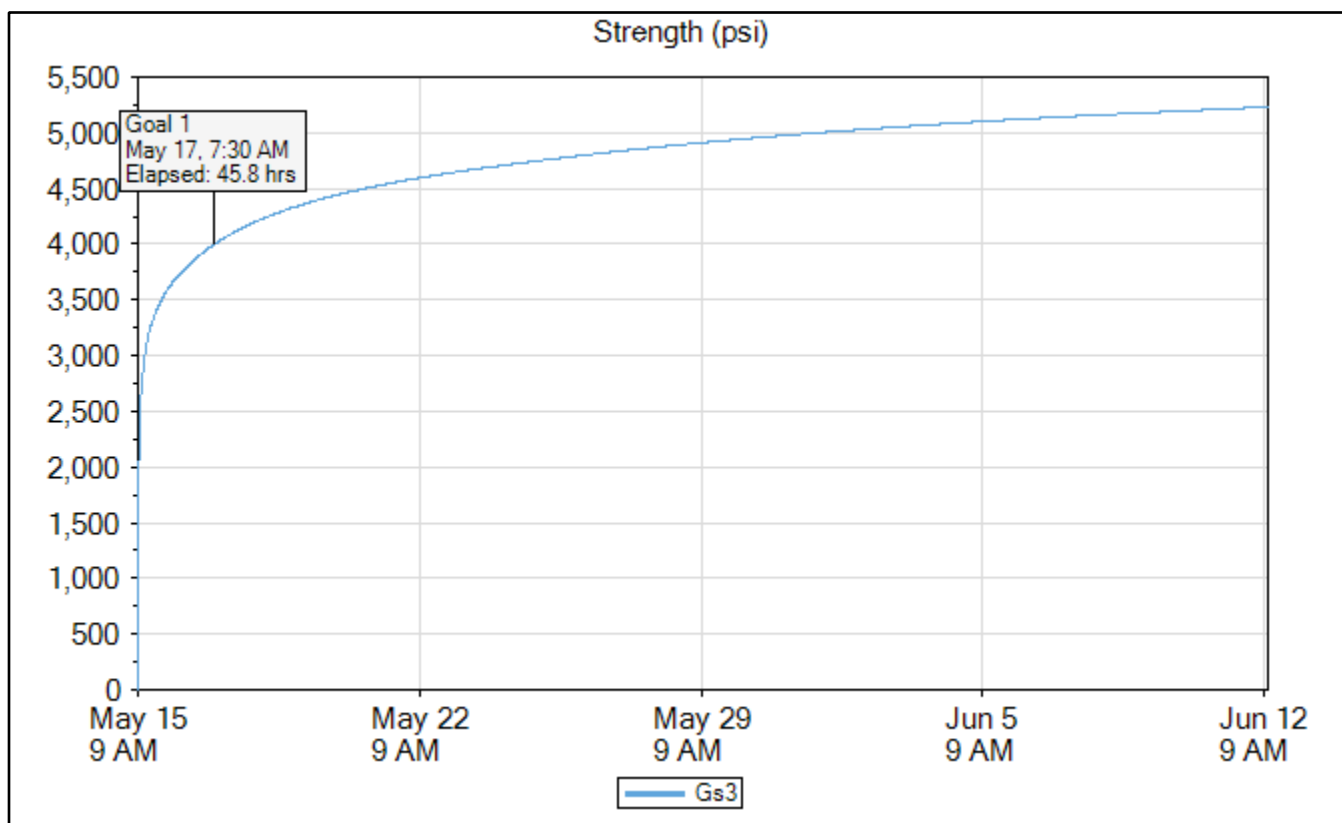


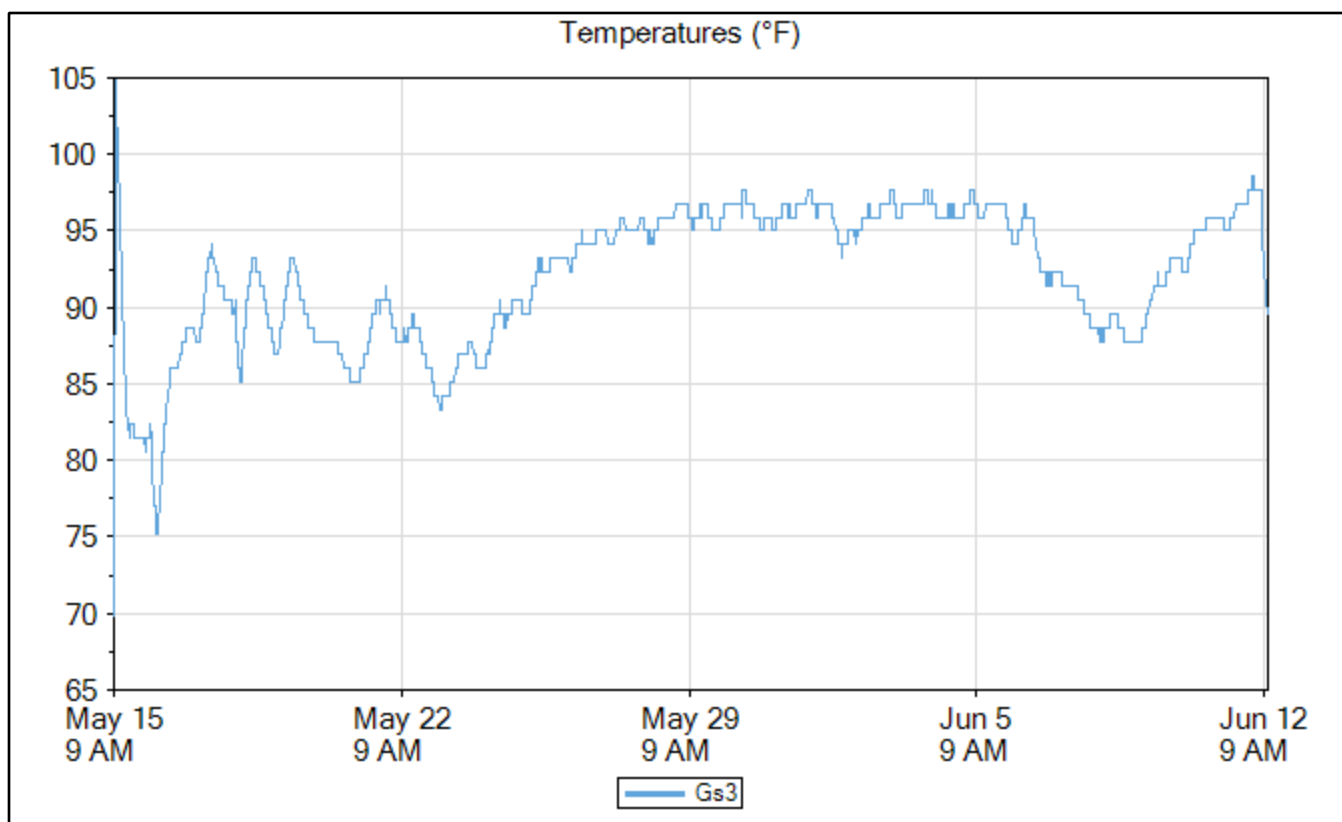
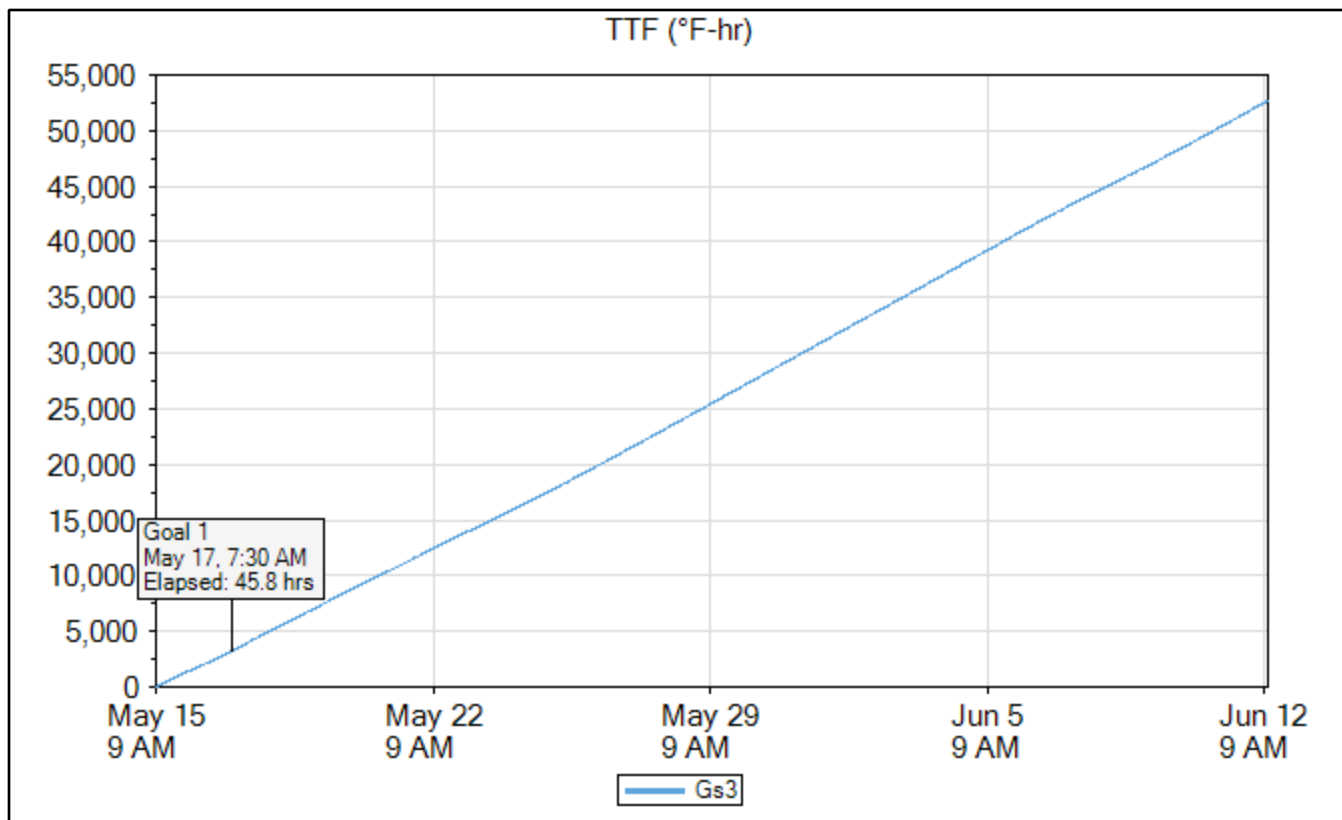
Gs3

	Time	Elapsed Time (days.hours:minutes)	Temperature (°F)	TTF (°F-hr)	Strength (psi)
Goal 1	May 17, 2020 07:30 AM	1.21:45	88.7	3,230	4,001
Min Temp	May 15, 2020 09:45 AM	00:00	69.8	0	0
Max Temp	May 15, 2020 10:45 AM	01:00	104.9	74	2,339
Download	Jun 12, 2020 11:30 AM	28.01:45	89.6	52,656	5,231

Name	Gs3
Serial Number	0000004DC7F2
Location	
Depth (in)	4.5
Placement Date	May 15, 2020 9:35 AM
Sample Interval (minutes)	15

Maturity Method	Nurse-Saul
Datum Temp (°F)	14



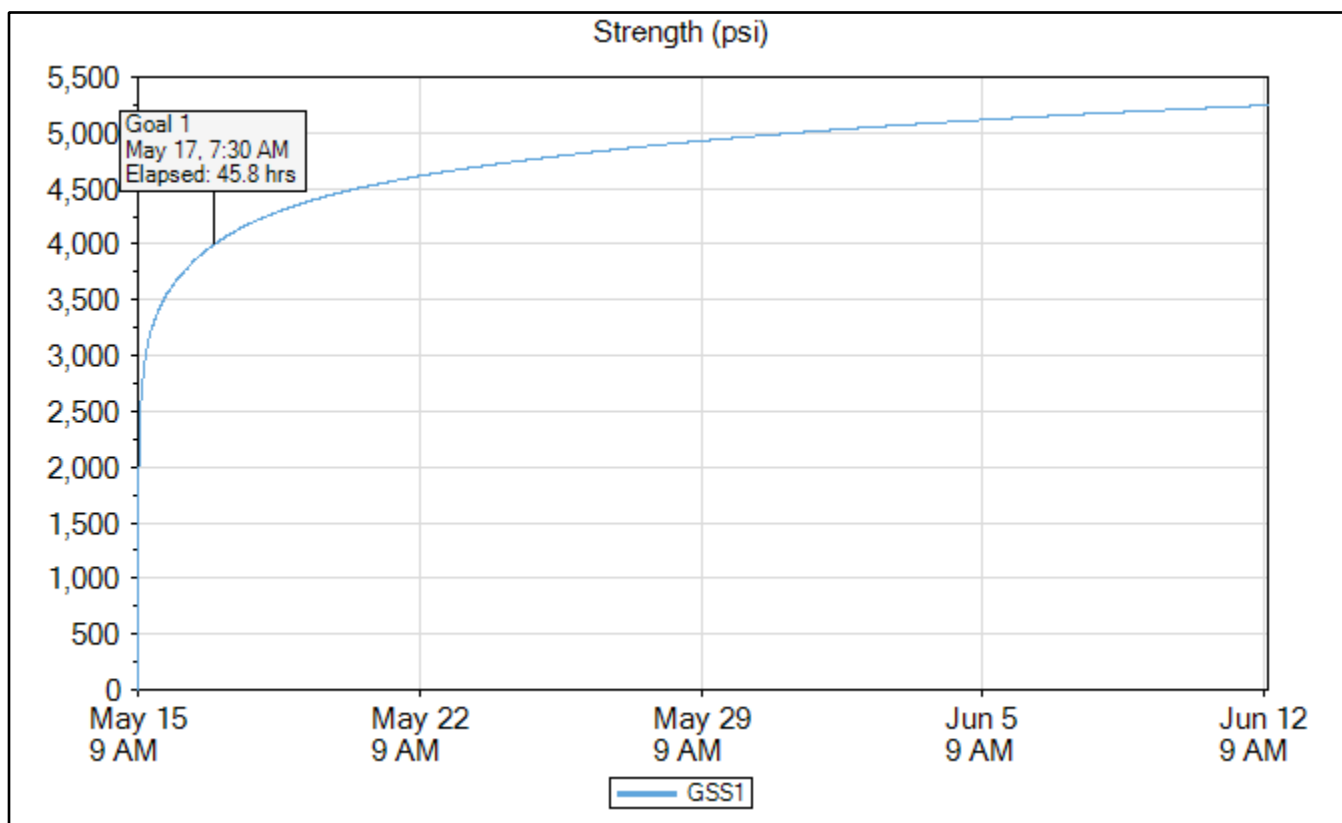


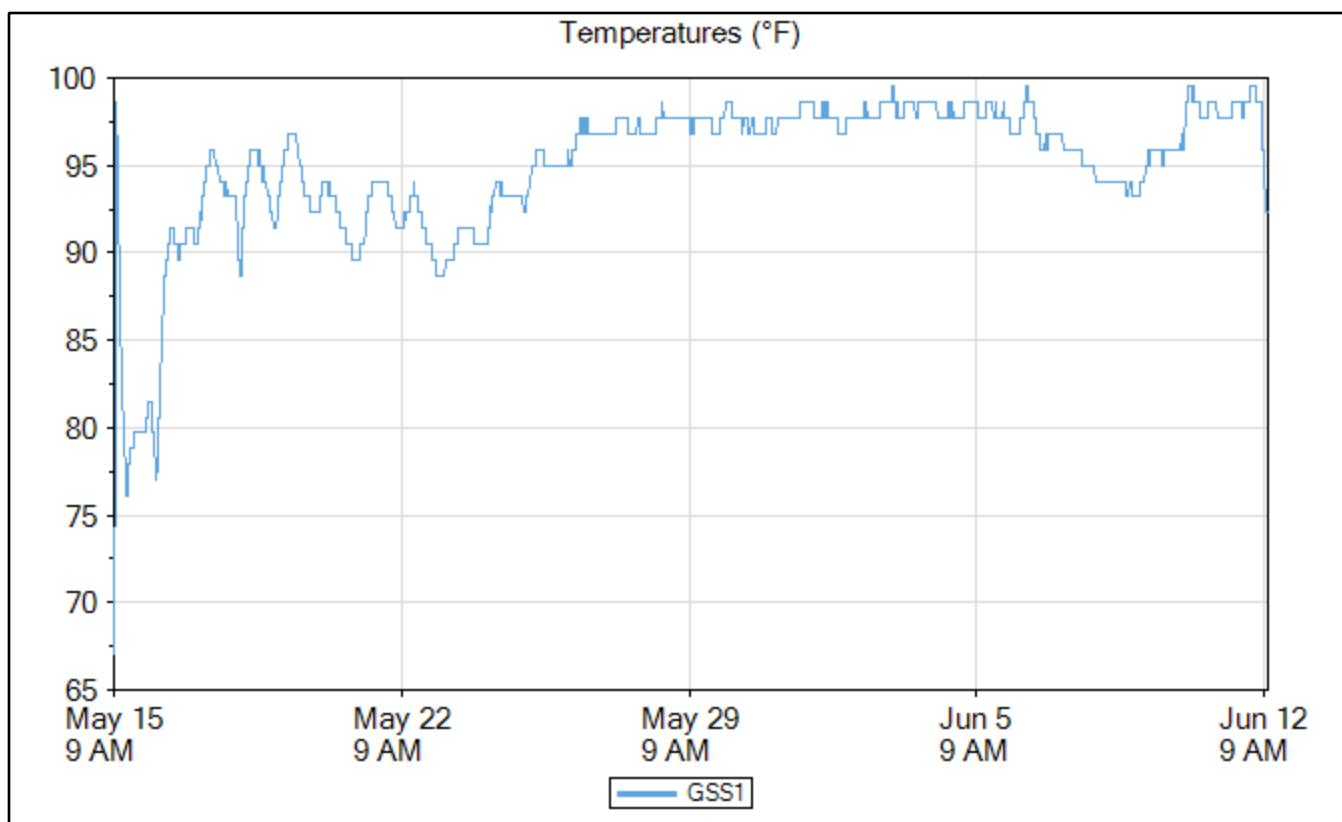
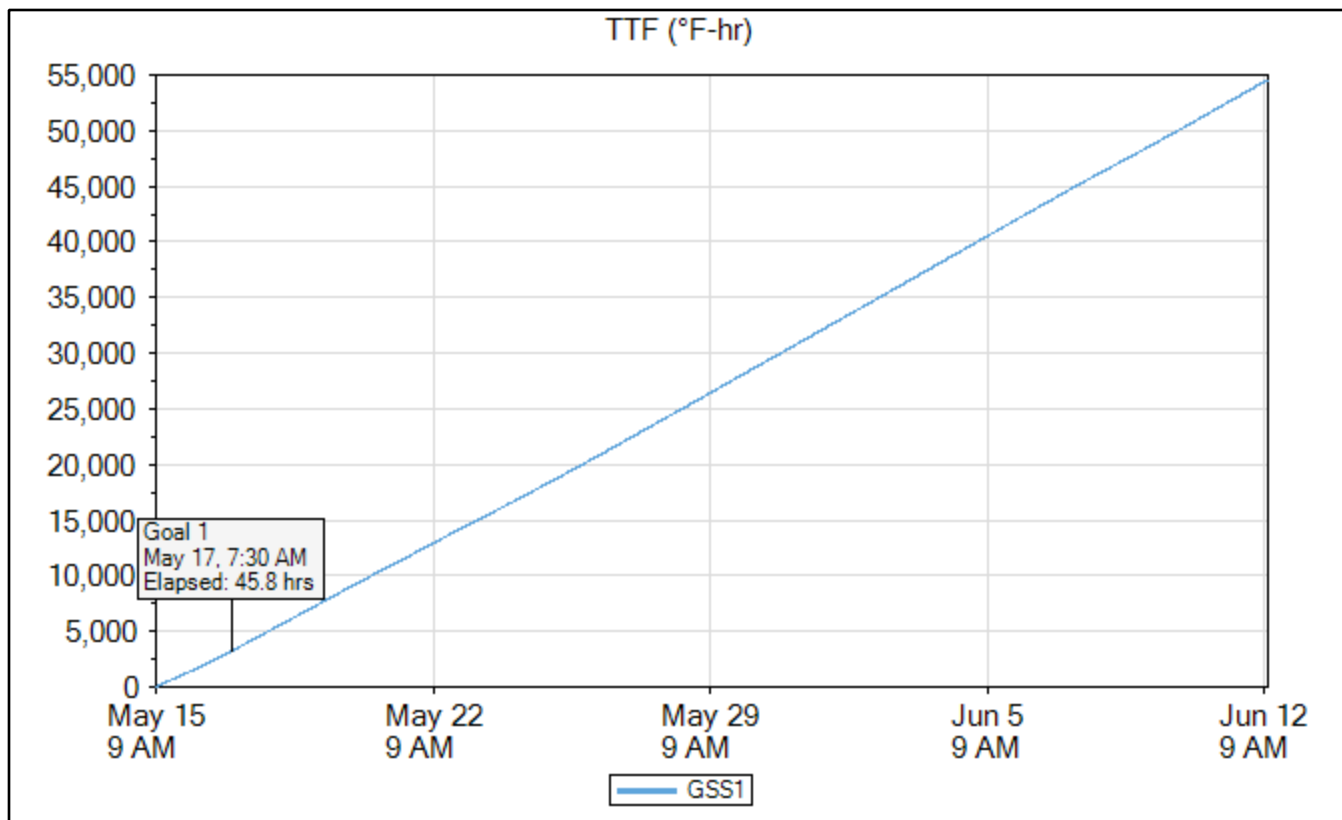
GSS1

	Time	Elapsed Time (days.hours:minutes)	Temperature (°F)	TTF (°F-hr)	Strength (psi)
Goal 1	May 17, 2020 07:30 AM	1.21:45	91.4	3,230	4,001
Min Temp	May 15, 2020 09:45 AM	00:00	67.1	0	0
Max Temp	Jun 03, 2020 08:30 AM	18.22:45	99.5	36,364	5,068
Download	Jun 12, 2020 11:30 AM	28.01:45	92.3	54,536	5,247

Name	GSS1
Serial Number	0000004DBBC5
Location	
Depth (in)	4.5
Placement Date	May 15, 2020 9:35 AM
Sample Interval (minutes)	15

Maturity Method	Nurse-Saul
Datum Temp (°F)	14





APPENDIX B: COMPRESSION TESTING DATA

This appendix contains the data from the compression tests performed on the different samples prepared in this study.

Mix A - White

Target Temp: 32 F

Date Cast:	2/11/2020	Temp During Casting (F):	28
Time of Casting:	11:45:00 AM	Air Content (%):	8.0

Test Date:					Compressive Strength (psi)	AVE Compressive Strength (psi)
Date:	Time interval	Target Time	Actual Test Time	Time Elapsed (hr)		
2/11/2020	1.5 HR	1:15:00 PM	1:15:00 PM	1.50	NA - Too Wet	
2/11/2020	1.5 HR	1:15:00 PM	1:15:00 PM	1.50	NA - Too Wet	NA
2/11/2020	1.5 HR	1:15:00 PM	1:15:00 PM	1.50	NA - Too Wet	
2/11/2020	2 HR	1:45:00 PM	1:45:00 PM	2.00	NA - Too Wet	
2/11/2020	2 HR	1:45:00 PM	1:45:00 PM	2.00	NA - Too Wet	NA
2/11/2020	2 HR	1:45:00 PM	1:45:00 PM	2.00	NA - Too Wet	
2/11/2020	2.5 HR	2:15:00 PM	2:15:00 PM	2.50	NA - Too Wet	
2/11/2020	2.5 HR	2:15:00 PM	2:15:00 PM	2.50	NA - Too Wet	NA
2/11/2020	2.5 HR	2:15:00 PM	2:15:00 PM	2.50	NA - Too Wet	
2/11/2020	3 HR	2:45:00 PM	2:45:00 PM	3.00	NA - Too Wet	
2/11/2020	3 HR	2:45:00 PM	2:57:00 PM	3.20	50	40
2/11/2020	3 HR	2:45:00 PM	2:59:00 PM	3.23	30	
2/11/2020	3.5 HR	3:15:00 PM	3:18:00 PM	3.55	38	
2/11/2020	3.5 HR	3:15:00 PM	3:20:00 PM	3.58	44	44
2/11/2020	3.5 HR	3:15:00 PM	3:23:00 PM	3.63	49	
2/11/2020	4 HR	3:45:00 PM	3:45:00 PM	4.00	56	
2/11/2020	4 HR	3:45:00 PM	3:48:00 PM	4.05	53	58
2/11/2020	4 HR	3:45:00 PM	3:50:00 PM	4.08	66	
2/11/2020	6 HR	5:45:00 PM	5:48:00 PM	6.05	835	
2/11/2020	6 HR	5:45:00 PM	5:53:00 PM	6.13	1820	1178
2/11/2020	6 HR	5:45:00 PM	5:59:00 PM	6.23	880	
2/12/2020	24 HR	11:45:00 AM	11:46:00 AM	24.02	3415	
2/12/2020	24 HR	11:45:00 AM	11:52:00 AM	24.12	2676	2917
2/12/2020	24 HR	11:45:00 AM	11:55:00 AM	24.17	2659	
2/14/2020	3 DAY	11:45:00 AM	11:43:00 AM	71.97	4946	
2/14/2020	3 DAY	11:45:00 AM	11:47:00 AM	72.03	4756	4918
2/14/2020	3 DAY	11:45:00 AM	11:53:00 AM	72.13	5052	
3/10/2020	28 DAY	11:45:00 AM	11:41:00 AM	671.93	5835	
3/10/2020	28 DAY	11:45:00 AM	11:45:00 AM	672.00	6010	5688
3/10/2020	28 DAY	11:45:00 AM	11:49:00 AM	672.07	5220	

Concrete Test

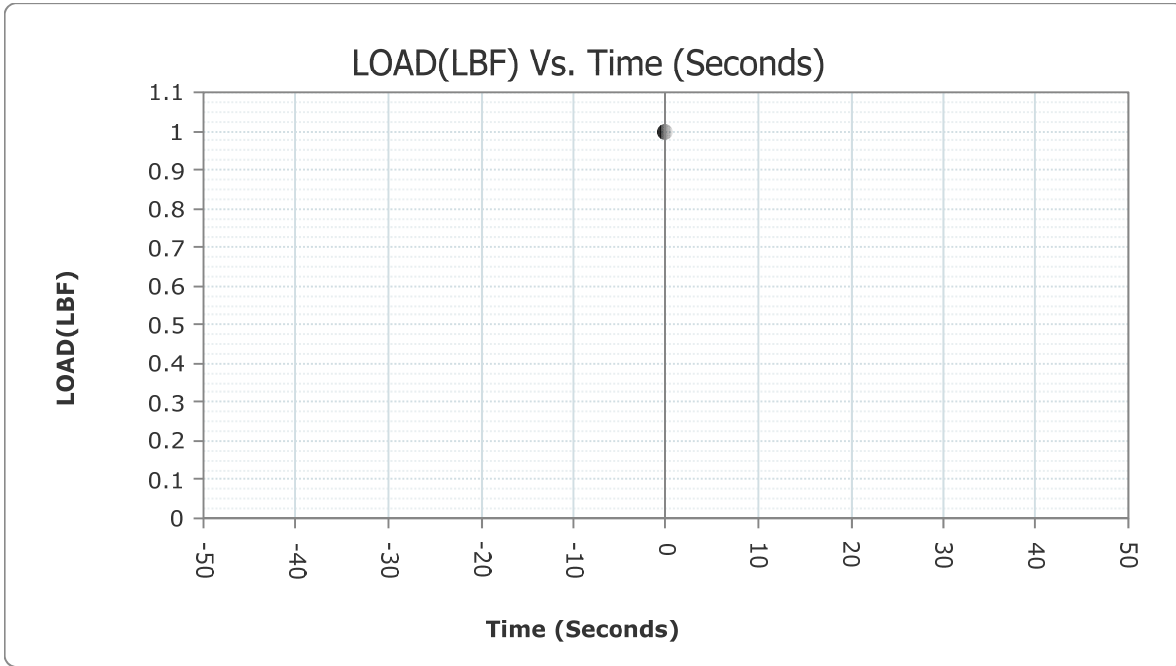
Sample Identification: W3A

Machine ID: 6a127

Test Type: ASTM C39

2/11/2020

TYPE	PEAK VALUES	UNITS
LOAD	1	LBF
Diameter	4.00	IN
Length	8.00	IN
Cross-Sectional Area	12.57	IN ²
Sample Age	0.0	day(s)
Corrected Stress	0.06	PSI
Average Pace Rate	0.00	PSI/SEC
Fracture Type	Type 3	
Correction Factor	1.000	
Temperature @ START	70.6	°F
Temperature @ FINISH	70.6	°F



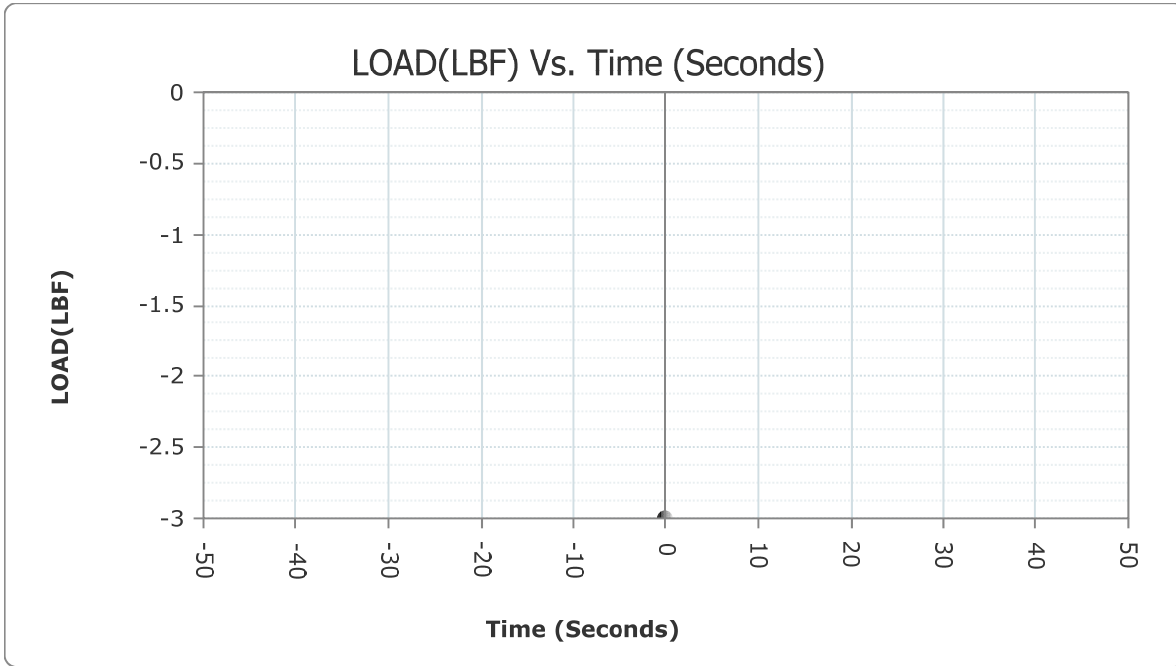
READ #	TIME	LOAD	STRESS (PSI)
1	000:00:00	1	0.08

Concrete Test

Sample Identification: W3B
 Machine ID: 6a127

Test Type: ASTM C39
 2/11/2020

TYPE	PEAK VALUES	UNITS
LOAD	0	LBF
Diameter	4.00	IN
Length	8.00	IN
Cross-Sectional Area	12.57	IN ²
Sample Age	0.0	day(s)
Corrected Stress	0.00	PSI
Average Pace Rate	0.00	PSI/SEC
Fracture Type	Type 3	
Correction Factor	1.000	
Temperature @ START	70.7	°F
Temperature @ FINISH	70.7	°F



READ #	TIME	LOAD	STRESS (PSI)
1	000:00:00	-3	-0.24

Concrete Test

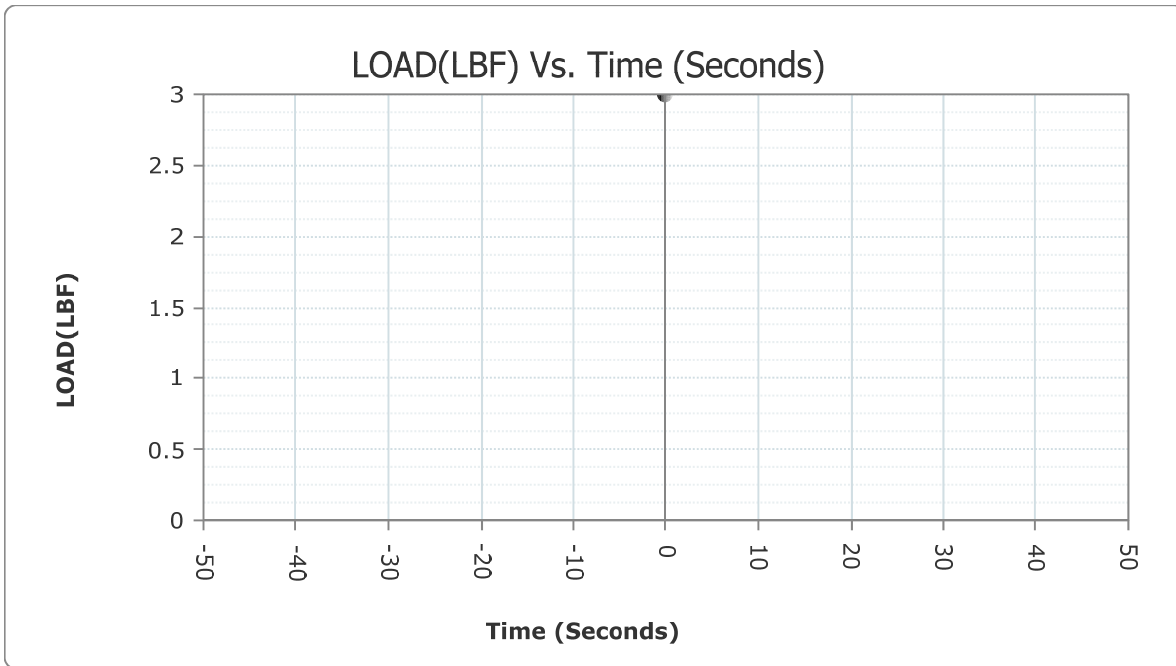
Sample Identification: W35A

Machine ID: 6a127

Test Type: ASTM C39

2/11/2020

TYPE	PEAK VALUES	UNITS
LOAD	3	LBF
Diameter	4.00	IN
Length	8.00	IN
Cross-Sectional Area	12.57	IN ²
Sample Age	0.0	day(s)
Corrected Stress	0.21	PSI
Average Pace Rate	0.00	PSI/SEC
Fracture Type	Type 1	
Correction Factor	1.000	
Temperature @ START	71.1	°F
Temperature @ FINISH	71.1	°F



READ #	TIME	LOAD	STRESS (PSI)
1	000:00:00	3	0.24

Concrete Test

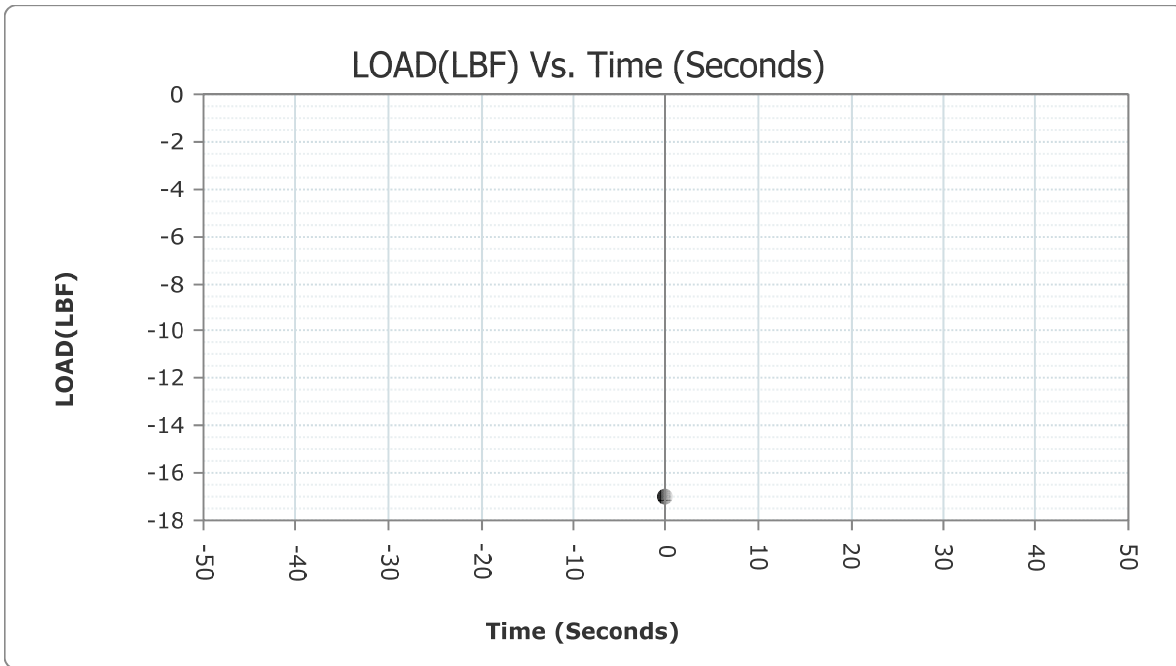
Sample Identification: W35B

Machine ID: 6a127

Test Type: ASTM C39

2/11/2020

TYPE	PEAK VALUES	UNITS
LOAD	0	LBF
Diameter	4.00	IN
Length	8.00	IN
Cross-Sectional Area	12.57	IN ²
Sample Age	0.0	day(s)
Corrected Stress	0.00	PSI
Average Pace Rate	0.00	PSI/SEC
Fracture Type	Type 3	
Correction Factor	1.000	
Temperature @ START	70.6	°F
Temperature @ FINISH	70.6	°F



READ #	TIME	LOAD	STRESS (PSI)
1	000:00:00	-17	-1.35

Concrete Test

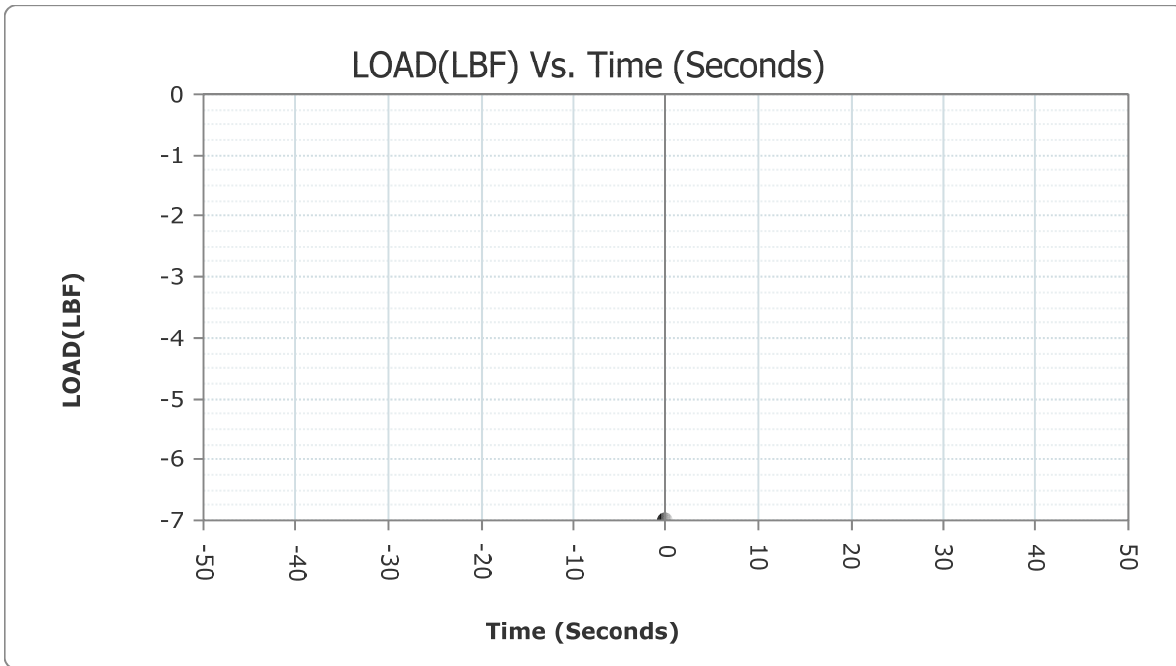
Sample Identification: W35C

Machine ID: 6a127

Test Type: ASTM C39

2/11/2020

TYPE	PEAK VALUES	UNITS
LOAD	0	LBF
Diameter	4.00	IN
Length	8.00	IN
Cross-Sectional Area	12.57	IN ²
Sample Age	0.0	day(s)
Corrected Stress	0.00	PSI
Average Pace Rate	0.00	PSI/SEC
Fracture Type	Type 3	
Correction Factor	1.000	
Temperature @ START	69.8	°F
Temperature @ FINISH	69.8	°F



READ #	TIME	LOAD	STRESS (PSI)
1	000:00:00	-7	-0.56

Concrete Test

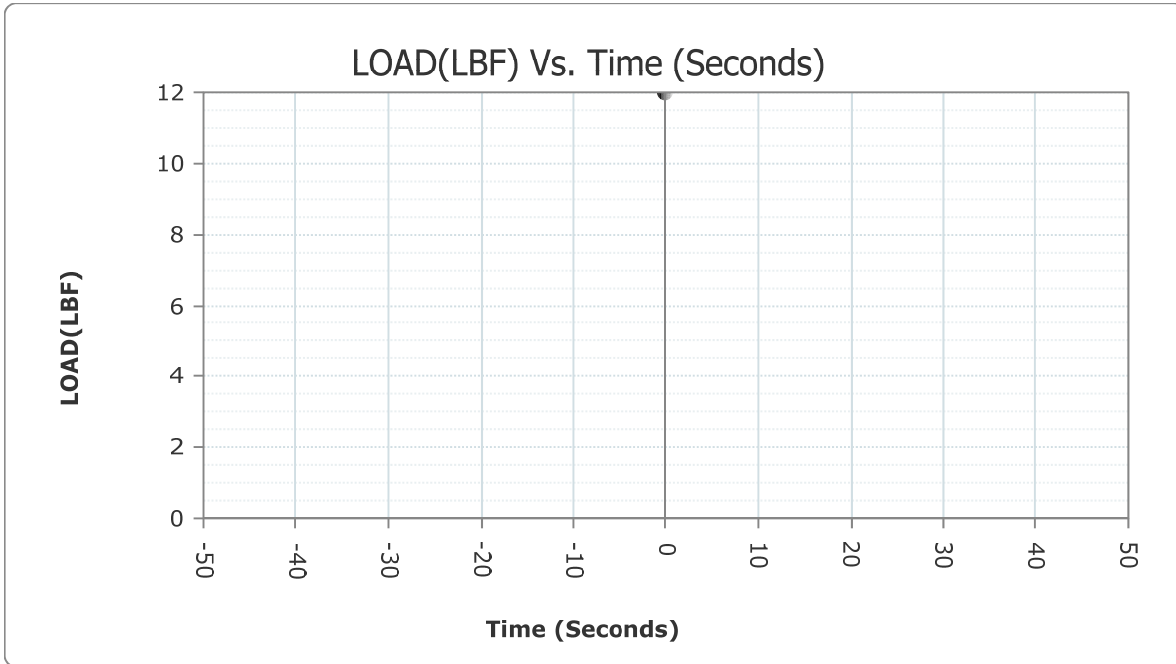
Sample Identification: W4A

Machine ID: 6a127

Test Type: ASTM C39

2/11/2020

TYPE	PEAK VALUES	UNITS
LOAD	12	LBF
Diameter	4.00	IN
Length	8.00	IN
Cross-Sectional Area	12.57	IN ²
Sample Age	0.0	day(s)
Corrected Stress	0.95	PSI
Average Pace Rate	0.00	PSI/SEC
Fracture Type	Type 1	
Correction Factor	1.000	
Temperature @ START	70.6	°F
Temperature @ FINISH	70.6	°F



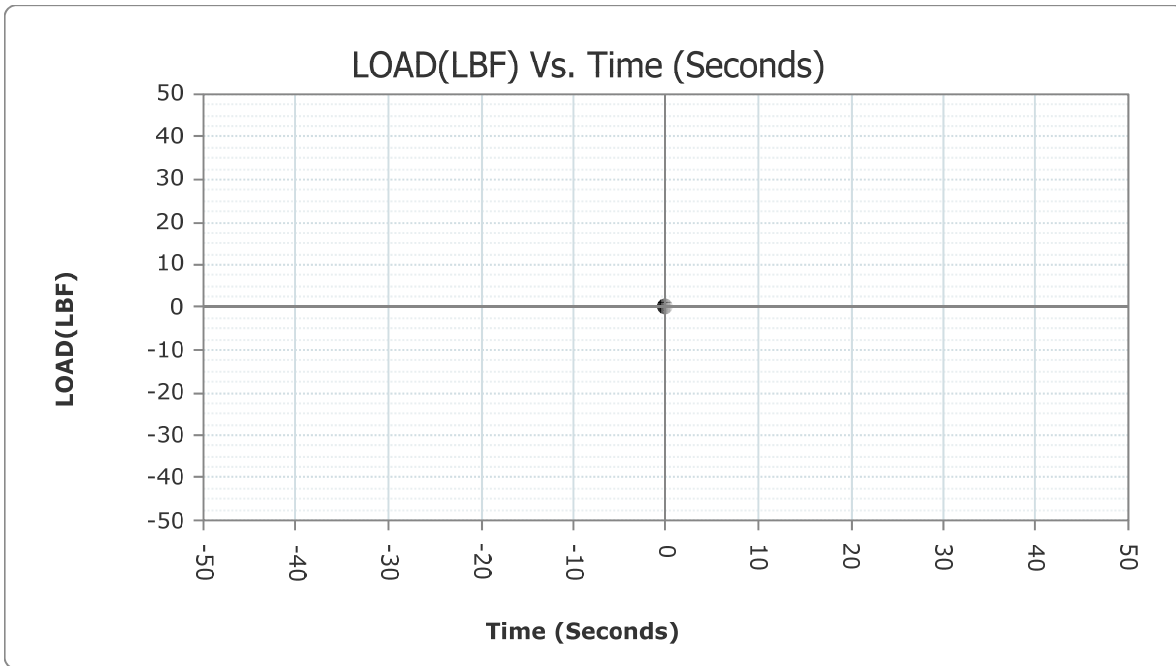
READ #	TIME	LOAD	STRESS (PSI)
1	000:00:00	12	0.95

Concrete Test

Sample Identification: W4B
 Machine ID: 6a127

Test Type: ASTM C39
 2/11/2020

TYPE	PEAK VALUES	UNITS
LOAD	0	LBF
Diameter	4.00	IN
Length	8.00	IN
Cross-Sectional Area	12.57	IN ²
Sample Age	0.0	day(s)
Corrected Stress	0.02	PSI
Average Pace Rate	0.00	PSI/SEC
Fracture Type	Type 1	
Correction Factor	1.000	
Temperature @ START	71.1	°F
Temperature @ FINISH	71.1	°F



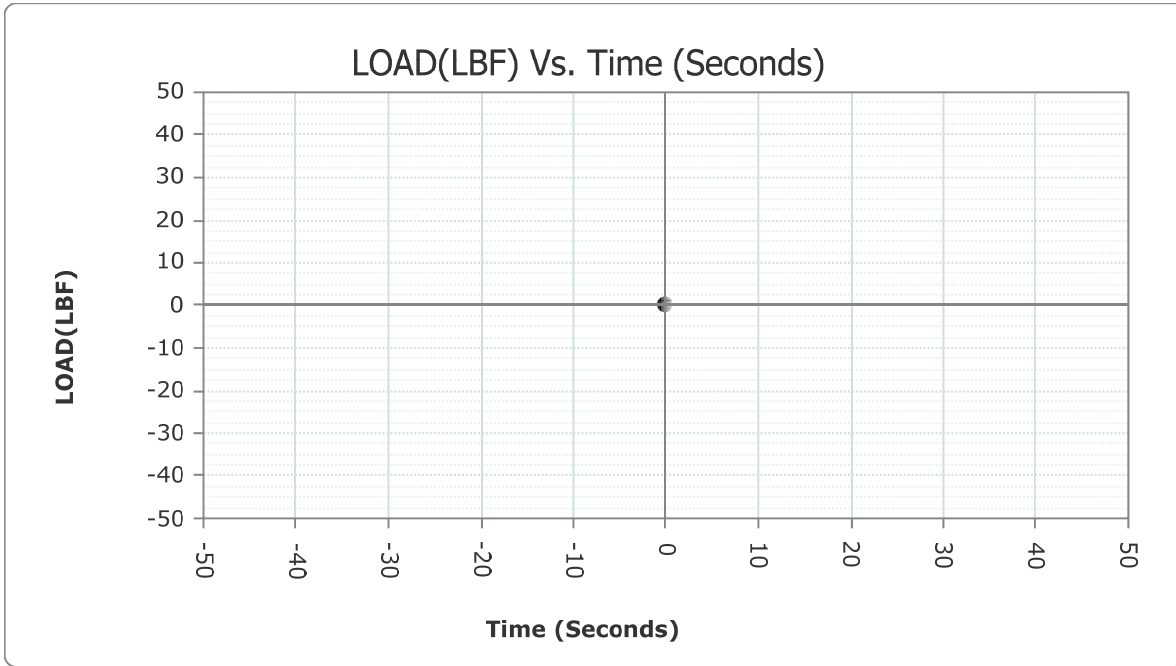
READ #	TIME	LOAD	STRESS (PSI)
1	000:00:00	0	0.00

Concrete Test

Sample Identification: W4C
 Machine ID: 6a127

Test Type: ASTM C39
 2/11/2020

TYPE	PEAK VALUES	UNITS
LOAD	0	LBF
Diameter	4.00	IN
Length	8.00	IN
Cross-Sectional Area	12.57	IN ²
Sample Age	0.0	day(s)
Corrected Stress	0.00	PSI
Average Pace Rate	0.00	PSI/SEC
Fracture Type	Type 1	
Correction Factor	1.000	
Temperature @ START	70.8	°F
Temperature @ FINISH	70.8	°F



READ #	TIME	LOAD	STRESS (PSI)
1	000:00:00	0	0.00

Concrete Test

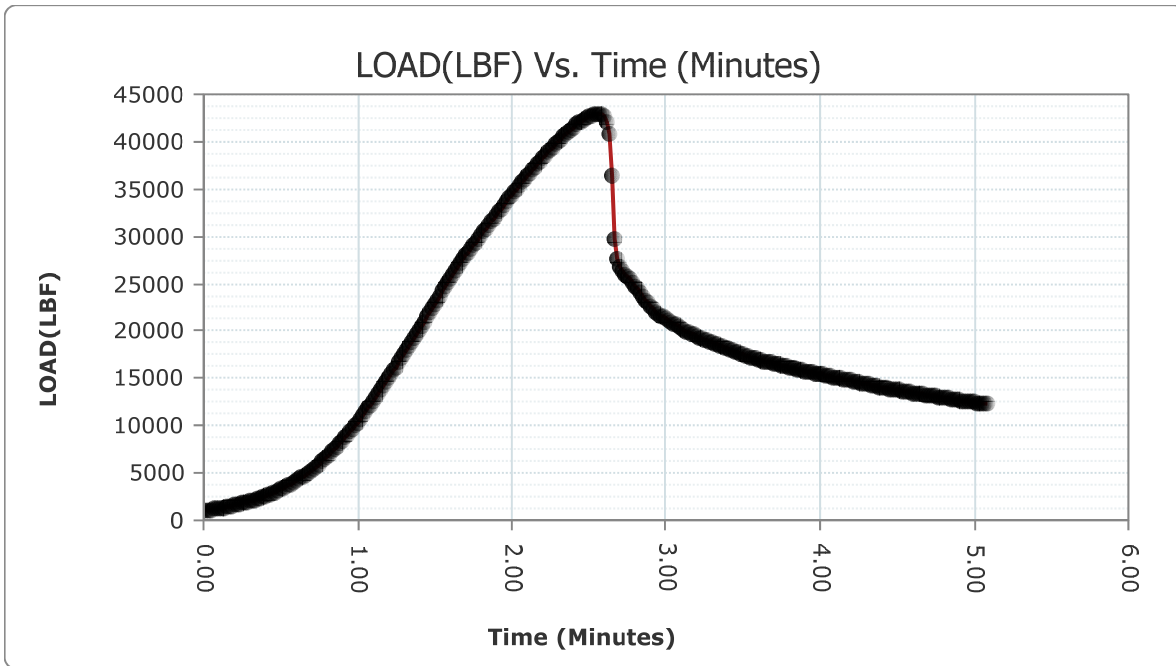
Sample Identification: W24_1

Machine ID: 6a127

Test Type: ASTM C39

2/12/2020

TYPE	PEAK VALUES	UNITS
LOAD	42916	LBF
Diameter	4.00	IN
Length	8.00	IN
Cross-Sectional Area	12.57	IN ²
Sample Age	0.0	day(s)
Corrected Stress	3415.14	PSI
Average Pace Rate	26.33	PSI/SEC
Fracture Type	Type 1	
Correction Factor	1.000	
Temperature @ START	76.1	°F
Temperature @ FINISH	75.8	°F



READ #	TIME	LOAD	STRESS (PSI)
1	000:00:00	1002	79.74
2	000:00:01	1038	82.60

HM Data Download - Concrete Test Results

READ #	TIME	LOAD	STRESS (PSI)
3	000:00:02	1076	85.63
4	000:00:03	1121	89.21
5	000:00:04	1164	92.63
6	000:00:05	1210	96.29
7	000:00:06	1258	100.11
8	000:00:07	1309	104.17
9	000:00:08	1353	107.67
10	000:00:09	1409	112.12
11	000:00:10	1466	116.66
12	000:00:11	1527	121.51
13	000:00:12	1584	126.05
14	000:00:13	1645	130.90
15	000:00:14	1715	136.48
16	000:00:15	1785	142.05
17	000:00:16	1861	148.09
18	000:00:17	1929	153.50
19	000:00:18	2010	159.95
20	000:00:19	2097	166.87
21	000:00:20	2187	174.04
22	000:00:21	2277	181.20
23	000:00:22	2363	188.04
24	000:00:23	2465	196.16
25	000:00:24	2550	202.92
26	000:00:25	2656	211.36
27	000:00:26	2767	220.19
28	000:00:27	2881	229.26
29	000:00:28	2991	238.02
30	000:00:29	3117	248.04
31	000:00:30	3248	258.47
32	000:00:31	3383	269.21
33	000:00:32	3529	280.83
34	000:00:33	3678	292.69
35	000:00:34	3814	303.51
36	000:00:35	3977	316.48
37	000:00:36	4146	329.93
38	000:00:37	4319	343.70
39	000:00:38	4504	358.42
40	000:00:39	4694	373.54

HM Data Download - Concrete Test Results

READ #	TIME	LOAD	STRESS (PSI)
41	000:00:40	4888	388.97
42	000:00:41	5072	403.62
43	000:00:42	5285	420.57
44	000:00:43	5504	437.99
45	000:00:44	5731	456.06
46	000:00:45	5965	474.68
47	000:00:46	6210	494.18
48	000:00:47	6438	512.32
49	000:00:48	6699	533.09
50	000:00:49	6965	554.26
51	000:00:50	7242	576.30
52	000:00:51	7524	598.74
53	000:00:52	7814	621.82
54	000:00:53	8090	643.78
55	000:00:54	8399	668.37
56	000:00:55	8713	693.36
57	000:00:56	9031	718.66
58	000:00:57	9357	744.61
59	000:00:58	9661	768.80
60	000:00:59	10007	796.33
61	000:01:00	10359	824.34
62	000:01:01	10715	852.67
63	000:01:02	11080	881.72
64	000:01:03	11451	911.24
65	000:01:04	11828	941.24
66	000:01:05	12174	968.78
67	000:01:06	12562	999.65
68	000:01:07	12958	1,031.16
69	000:01:08	13357	1,062.92
70	000:01:09	13762	1,095.15
71	000:01:10	14174	1,127.93
72	000:01:11	14552	1,158.01
73	000:01:12	14974	1,191.59
74	000:01:13	15402	1,225.65
75	000:01:14	15826	1,259.39
76	000:01:15	16220	1,290.75
77	000:01:16	16655	1,325.36
78	000:01:17	17092	1,360.14

HM Data Download - Concrete Test Results

READ #	TIME	LOAD	STRESS (PSI)
79	000:01:18	17538	1,395.63
80	000:01:19	17936	1,427.30
81	000:01:20	18378	1,462.47
82	000:01:21	18823	1,497.89
83	000:01:22	19271	1,533.54
84	000:01:23	19720	1,569.27
85	000:01:24	20169	1,605.00
86	000:01:25	20578	1,637.55
87	000:01:26	21030	1,673.51
88	000:01:27	21485	1,709.72
89	000:01:28	21944	1,746.25
90	000:01:29	22401	1,782.61
91	000:01:30	22859	1,819.06
92	000:01:31	23273	1,852.01
93	000:01:32	23733	1,888.61
94	000:01:33	24194	1,925.30
95	000:01:34	24652	1,961.74
96	000:01:35	25111	1,998.27
97	000:01:36	25574	2,035.11
98	000:01:37	25991	2,068.30
99	000:01:38	26423	2,102.68
100	000:01:39	26829	2,134.98
101	000:01:40	27202	2,164.67
102	000:01:41	27572	2,194.11
103	000:01:42	27942	2,223.55
104	000:01:43	28313	2,253.08
105	000:01:44	28649	2,279.81
106	000:01:45	29017	2,309.10
107	000:01:46	29387	2,338.54
108	000:01:47	29757	2,367.99
109	000:01:48	30123	2,397.11
110	000:01:49	30492	2,426.48
111	000:01:50	30821	2,452.66
112	000:01:51	31186	2,481.70
113	000:01:52	31546	2,510.35
114	000:01:53	31912	2,539.48
115	000:01:54	32276	2,568.44
116	000:01:55	32597	2,593.99

HM Data Download - Concrete Test Results

READ #	TIME	LOAD	STRESS (PSI)
117	000:01:56	32956	2,622.56
118	000:01:57	33309	2,650.65
119	000:01:58	33662	2,678.74
120	000:01:59	34014	2,706.75
121	000:02:00	34361	2,734.36
122	000:02:01	34671	2,759.03
123	000:02:02	35016	2,786.48
124	000:02:03	35351	2,813.14
125	000:02:04	35693	2,840.36
126	000:02:05	36027	2,866.94
127	000:02:06	36361	2,893.52
128	000:02:07	36658	2,917.15
129	000:02:08	36983	2,943.01
130	000:02:09	37309	2,968.96
131	000:02:10	37630	2,994.50
132	000:02:11	37949	3,019.89
133	000:02:12	38238	3,042.88
134	000:02:13	38547	3,067.47
135	000:02:14	38856	3,092.06
136	000:02:15	39159	3,116.17
137	000:02:16	39432	3,137.90
138	000:02:17	39722	3,160.98
139	000:02:18	40008	3,183.74
140	000:02:19	40287	3,205.94
141	000:02:20	40561	3,227.74
142	000:02:21	40800	3,246.76
143	000:02:22	41055	3,267.05
144	000:02:23	41302	3,286.71
145	000:02:24	41539	3,305.57
146	000:02:25	41766	3,323.63
147	000:02:26	41981	3,340.74
148	000:02:27	42165	3,355.38
149	000:02:28	42350	3,370.11
150	000:02:29	42516	3,383.32
151	000:02:30	42662	3,394.93
152	000:02:31	42781	3,404.40
153	000:02:32	42867	3,411.25
154	000:02:33	42910	3,414.67

HM Data Download - Concrete Test Results

READ #	TIME	LOAD	STRESS (PSI)
155	000:02:34	42906	3,414.35
156	000:02:35	42829	3,408.22
157	000:02:36	42621	3,391.67
158	000:02:37	42129	3,352.52
159	000:02:38	40724	3,240.71
160	000:02:39	36355	2,893.04
161	000:02:40	29817	2,372.76
162	000:02:41	27576	2,194.43
163	000:02:42	26777	2,130.85
164	000:02:43	26338	2,095.91
165	000:02:44	26029	2,071.32
166	000:02:45	25742	2,048.48
167	000:02:46	25461	2,026.12
168	000:02:47	25120	1,998.99
169	000:02:48	24769	1,971.05
170	000:02:49	24414	1,942.80
171	000:02:50	24021	1,911.53
172	000:02:51	23642	1,881.37
173	000:02:52	23302	1,854.31
174	000:02:53	22962	1,827.26
175	000:02:54	22661	1,803.31
176	000:02:55	22374	1,780.47
177	000:02:56	22052	1,754.84
178	000:02:57	21838	1,737.81
179	000:02:58	21652	1,723.01
180	000:02:59	21495	1,710.52
181	000:03:00	21333	1,697.63
182	000:03:01	21144	1,682.59
183	000:03:02	20955	1,667.55
184	000:03:03	20788	1,654.26
185	000:03:04	20617	1,640.65
186	000:03:05	20458	1,628.00
187	000:03:06	20296	1,615.10
188	000:03:07	20136	1,602.37
189	000:03:08	19976	1,589.64
190	000:03:09	19846	1,579.29
191	000:03:10	19701	1,567.76
192	000:03:11	19570	1,557.33

HM Data Download - Concrete Test Results

READ #	TIME	LOAD	STRESS (PSI)
193	000:03:12	19445	1,547.38
194	000:03:13	19337	1,538.79
195	000:03:14	19223	1,529.72
196	000:03:15	19114	1,521.04
197	000:03:16	19008	1,512.61
198	000:03:17	18907	1,504.57
199	000:03:18	18798	1,495.90
200	000:03:19	18694	1,487.62
201	000:03:20	18592	1,479.50
202	000:03:21	18482	1,470.75
203	000:03:22	18375	1,462.24
204	000:03:23	18273	1,454.12
205	000:03:24	18148	1,444.17
206	000:03:25	18034	1,435.10
207	000:03:26	17921	1,426.11
208	000:03:27	17812	1,417.43
209	000:03:28	17703	1,408.76
210	000:03:29	17610	1,401.36
211	000:03:30	17504	1,392.92
212	000:03:31	17401	1,384.73
213	000:03:32	17314	1,377.80
214	000:03:33	17228	1,370.96
215	000:03:34	17141	1,364.04
216	000:03:35	17062	1,357.75
217	000:03:36	16980	1,351.23
218	000:03:37	16905	1,345.26
219	000:03:38	16837	1,339.85
220	000:03:39	16775	1,334.91
221	000:03:40	16712	1,329.90
222	000:03:41	16652	1,325.12
223	000:03:42	16585	1,319.79
224	000:03:43	16525	1,315.02
225	000:03:44	16462	1,310.00
226	000:03:45	16396	1,304.75
227	000:03:46	16336	1,299.98
228	000:03:47	16271	1,294.81
229	000:03:48	16214	1,290.27
230	000:03:49	16149	1,285.10

HM Data Download - Concrete Test Results

READ #	TIME	LOAD	STRESS (PSI)
231	000:03:50	16081	1,279.69
232	000:03:51	16010	1,274.04
233	000:03:52	15920	1,266.87
234	000:03:53	15838	1,260.35
235	000:03:54	15776	1,255.41
236	000:03:55	15716	1,250.64
237	000:03:56	15664	1,246.50
238	000:03:57	15614	1,242.52
239	000:03:58	15559	1,238.15
240	000:03:59	15509	1,234.17
241	000:04:00	15453	1,229.71
242	000:04:01	15394	1,225.02
243	000:04:02	15338	1,220.56
244	000:04:03	15286	1,216.42
245	000:04:04	15231	1,212.04
246	000:04:05	15168	1,207.03
247	000:04:06	15093	1,201.06
248	000:04:07	15026	1,195.73
249	000:04:08	14974	1,191.59
250	000:04:09	14925	1,187.69
251	000:04:10	14878	1,183.95
252	000:04:11	14831	1,180.21
253	000:04:12	14768	1,175.20
254	000:04:13	14697	1,169.55
255	000:04:14	14633	1,164.46
256	000:04:15	14579	1,160.16
257	000:04:16	14527	1,156.02
258	000:04:17	14470	1,151.49
259	000:04:18	14413	1,146.95
260	000:04:19	14344	1,141.46
261	000:04:20	14264	1,135.09
262	000:04:21	14187	1,128.97
263	000:04:22	14129	1,124.35
264	000:04:23	14083	1,120.69
265	000:04:24	14039	1,117.19
266	000:04:25	13997	1,113.85
267	000:04:26	13952	1,110.26
268	000:04:27	13905	1,106.52

HM Data Download - Concrete Test Results

READ #	TIME	LOAD	STRESS (PSI)
269	000:04:28	13865	1,103.34
270	000:04:29	13826	1,100.24
271	000:04:30	13783	1,096.82
272	000:04:31	13742	1,093.55
273	000:04:32	13705	1,090.61
274	000:04:33	13661	1,087.11
275	000:04:34	13611	1,083.13
276	000:04:35	13553	1,078.51
277	000:04:36	13496	1,073.98
278	000:04:37	13427	1,068.49
279	000:04:38	13377	1,064.51
280	000:04:39	13335	1,061.17
281	000:04:40	13299	1,058.30
282	000:04:41	13261	1,055.28
283	000:04:42	13225	1,052.41
284	000:04:43	13195	1,050.02
285	000:04:44	13160	1,047.24
286	000:04:45	13120	1,044.06
287	000:04:46	13073	1,040.32
288	000:04:47	13027	1,036.66
289	000:04:48	12977	1,032.68
290	000:04:49	12929	1,028.86
291	000:04:50	12878	1,024.80
292	000:04:51	12823	1,020.42
293	000:04:52	12775	1,016.60
294	000:04:53	12732	1,013.18
295	000:04:54	12688	1,009.68
296	000:04:55	12649	1,006.58
297	000:04:56	12611	1,003.55
298	000:04:57	12577	1,000.85
299	000:04:58	12548	998.54
300	000:04:59	12521	996.39
301	000:05:00	12490	993.92
302	000:05:01	12448	990.58
303	000:05:02	12410	987.56
304	000:05:03	12367	984.13
305	000:05:04	12322	980.55
306	000:05:05	12278	977.05

Concrete Test

Sample Identification: W24_2

Machine ID: 6a127

Test Type: ASTM C39

2/12/2020

TYPE	PEAK VALUES	UNITS
LOAD	33629	LBF
Diameter	4.00	IN
Length	8.00	IN
Cross-Sectional Area	12.57	IN ²
Sample Age	0.0	day(s)
Corrected Stress	2676.08	PSI
Average Pace Rate	28.36	PSI/SEC
Fracture Type	Type 3	
Correction Factor	1.000	
Temperature @ START	75.7	°F
Temperature @ FINISH	75.7	°F



READ #	TIME	LOAD	STRESS (PSI)
1	000:00:00	2332	185.57
2	000:00:01	9643	767.37

HM Data Download - Concrete Test Results

READ #	TIME	LOAD	STRESS (PSI)
3	000:00:02	9398	747.87
4	000:00:03	9688	770.95
5	000:00:04	9966	793.07
6	000:00:05	10177	809.86
7	000:00:06	10428	829.83
8	000:00:07	10684	850.21
9	000:00:08	10944	870.90
10	000:00:09	11208	891.90
11	000:00:10	11450	911.16
12	000:00:11	11722	932.81
13	000:00:12	11999	954.85
14	000:00:13	12305	979.20
15	000:00:14	12653	1,006.89
16	000:00:15	13028	1,036.74
17	000:00:16	13373	1,064.19
18	000:00:17	13755	1,094.59
19	000:00:18	14137	1,124.99
20	000:00:19	14526	1,155.94
21	000:00:20	14916	1,186.98
22	000:00:21	15312	1,218.49
23	000:00:22	15707	1,249.92
24	000:00:23	16065	1,278.41
25	000:00:24	16467	1,310.40
26	000:00:25	16869	1,342.39
27	000:00:26	17272	1,374.46
28	000:00:27	17679	1,406.85
29	000:00:28	18086	1,439.24
30	000:00:29	18456	1,468.68
31	000:00:30	18864	1,501.15
32	000:00:31	19273	1,533.70
33	000:00:32	19687	1,566.64
34	000:00:33	20096	1,599.19
35	000:00:34	20506	1,631.82
36	000:00:35	20886	1,662.06
37	000:00:36	21299	1,694.92
38	000:00:37	21707	1,727.39
39	000:00:38	22121	1,760.33
40	000:00:39	22530	1,792.88

HM Data Download - Concrete Test Results

READ #	TIME	LOAD	STRESS (PSI)
41	000:00:40	22940	1,825.51
42	000:00:41	23305	1,854.55
43	000:00:42	23712	1,886.94
44	000:00:43	24120	1,919.41
45	000:00:44	24520	1,951.24
46	000:00:45	24924	1,983.39
47	000:00:46	25323	2,015.14
48	000:00:47	25680	2,043.55
49	000:00:48	26075	2,074.98
50	000:00:49	26466	2,106.10
51	000:00:50	26858	2,137.29
52	000:00:51	27246	2,168.17
53	000:00:52	27624	2,198.25
54	000:00:53	28003	2,228.41
55	000:00:54	28337	2,254.99
56	000:00:55	28709	2,284.59
57	000:00:56	29071	2,313.40
58	000:00:57	29430	2,341.97
59	000:00:58	29782	2,369.98
60	000:00:59	30096	2,394.96
61	000:01:00	30432	2,421.70
62	000:01:01	30749	2,446.93
63	000:01:02	31061	2,471.76
64	000:01:03	31342	2,494.12
65	000:01:04	31646	2,518.31
66	000:01:05	31939	2,541.62
67	000:01:06	32210	2,563.19
68	000:01:07	32441	2,581.57
69	000:01:08	32690	2,601.39
70	000:01:09	32924	2,620.01
71	000:01:10	33175	2,639.98
72	000:01:11	33412	2,658.84
73	000:01:12	33572	2,671.57
74	000:01:13	33627	2,675.95
75	000:01:14	33572	2,671.57
76	000:01:15	33292	2,649.29
77	000:01:16	32453	2,582.53
78	000:01:17	31002	2,467.06

HM Data Download - Concrete Test Results

READ #	TIME	LOAD	STRESS (PSI)
79	000:01:18	28858	2,296.45
80	000:01:19	26342	2,096.23
81	000:01:20	25116	1,998.67
82	000:01:21	23856	1,898.40
83	000:01:22	21706	1,727.31
84	000:01:23	20097	1,599.27
85	000:01:24	19165	1,525.10
86	000:01:25	18282	1,454.84
87	000:01:26	17502	1,392.76
88	000:01:27	16723	1,330.77
89	000:01:28	16249	1,293.05
90	000:01:29	15849	1,261.22
91	000:01:30	15490	1,232.66
92	000:01:31	15146	1,205.28
93	000:01:32	14852	1,181.88
94	000:01:33	14541	1,157.14
95	000:01:34	14222	1,131.75
96	000:01:35	13945	1,109.71
97	000:01:36	13676	1,088.30
98	000:01:37	13389	1,065.46
99	000:01:38	13119	1,043.98
100	000:01:39	12804	1,018.91
101	000:01:40	12495	994.32
102	000:01:41	12161	967.74
103	000:01:42	11819	940.53
104	000:01:43	11532	917.69
105	000:01:44	11299	899.15
106	000:01:45	11096	882.99
107	000:01:46	10934	870.10
108	000:01:47	10770	857.05
109	000:01:48	10599	843.44
110	000:01:49	10423	829.44
111	000:01:50	10262	816.62
112	000:01:51	10099	803.65
113	000:01:52	9930	790.20
114	000:01:53	9792	779.22
115	000:01:54	9699	771.82
116	000:01:55	9595	763.55

HM Data Download - Concrete Test Results

READ #	TIME	LOAD	STRESS (PSI)
117	000:01:56	9480	754.39
118	000:01:57	9388	747.07
119	000:01:58	9283	738.72
120	000:01:59	9173	729.96
121	000:02:00	9043	719.62
122	000:02:01	8915	709.43
123	000:02:02	8803	700.52
124	000:02:03	8690	691.53
125	000:02:04	8571	682.06
126	000:02:05	8469	673.94
127	000:02:05	8399	668.37

Concrete Test

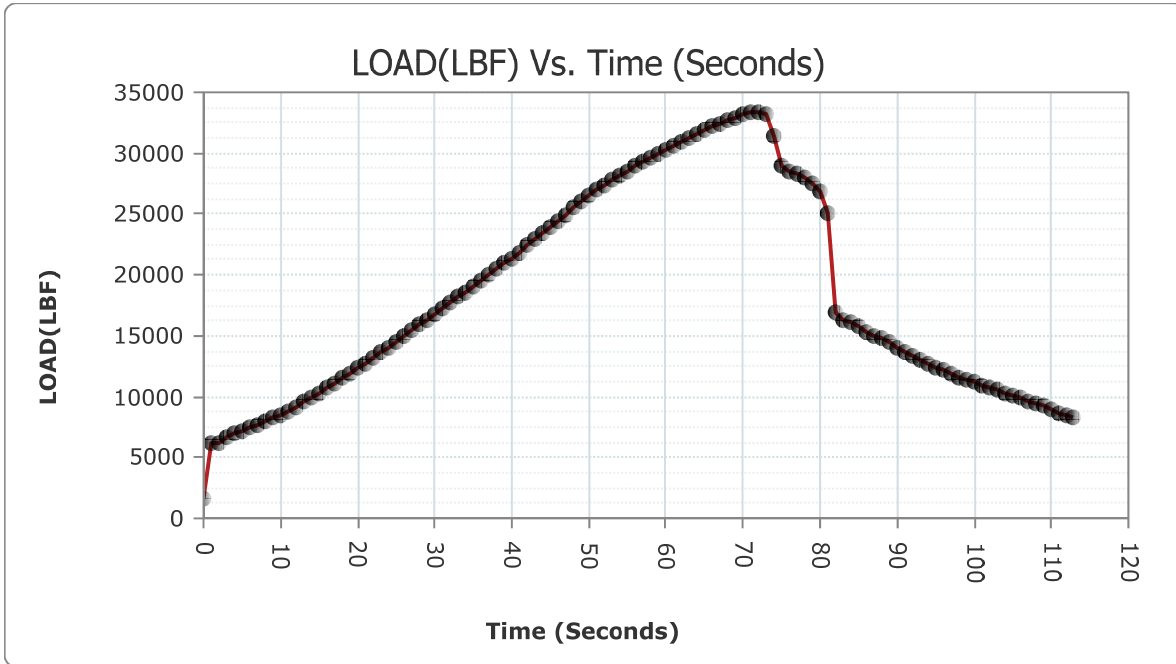
Sample Identification: W24_3

Machine ID: 6a127

Test Type: ASTM C39

2/12/2020

TYPE	PEAK VALUES	UNITS
LOAD	33408	LBF
Diameter	4.00	IN
Length	8.00	IN
Cross-Sectional Area	12.57	IN ²
Sample Age	0.0	day(s)
Corrected Stress	2658.55	PSI
Average Pace Rate	32.20	PSI/SEC
Fracture Type	Type 4	
Correction Factor	1.000	
Temperature @ START	75.9	°F
Temperature @ FINISH	76.0	°F



READ #	TIME	LOAD	STRESS (PSI)
1	000:00:00	1606	127.80
2	000:00:01	6192	492.74

HM Data Download - Concrete Test Results

READ #	TIME	LOAD	STRESS (PSI)
3	000:00:02	6218	494.81
4	000:00:03	6668	530.62
5	000:00:04	6960	553.86
6	000:00:05	7215	574.15
7	000:00:06	7476	594.92
8	000:00:07	7710	613.54
9	000:00:08	7975	634.63
10	000:00:09	8238	655.56
11	000:00:10	8502	676.57
12	000:00:11	8783	698.93
13	000:00:12	9133	726.78
14	000:00:13	9535	758.77
15	000:00:14	9896	787.50
16	000:00:15	10306	820.13
17	000:00:16	10709	852.20
18	000:00:17	11115	884.50
19	000:00:18	11535	917.93
20	000:00:19	11911	947.85
21	000:00:20	12324	980.71
22	000:00:21	12749	1,014.53
23	000:00:22	13181	1,048.91
24	000:00:23	13620	1,083.85
25	000:00:24	14079	1,120.37
26	000:00:25	14501	1,153.95
27	000:00:26	14969	1,191.20
28	000:00:27	15441	1,228.76
29	000:00:28	15914	1,266.40
30	000:00:29	16349	1,301.01
31	000:00:30	16829	1,339.21
32	000:00:31	17309	1,377.41
33	000:00:32	17779	1,414.81
34	000:00:33	18187	1,447.28
35	000:00:34	18625	1,482.13
36	000:00:35	19093	1,519.37
37	000:00:36	19564	1,556.85
38	000:00:37	20027	1,593.70
39	000:00:38	20505	1,631.74
40	000:00:39	20928	1,665.40

HM Data Download - Concrete Test Results

READ #	TIME	LOAD	STRESS (PSI)
41	000:00:40	21392	1,702.32
42	000:00:41	21884	1,741.47
43	000:00:42	22387	1,781.50
44	000:00:43	22893	1,821.77
45	000:00:44	23415	1,863.31
46	000:00:45	23903	1,902.14
47	000:00:46	24444	1,945.19
48	000:00:47	24985	1,988.24
49	000:00:48	25523	2,031.06
50	000:00:49	26051	2,073.07
51	000:00:50	26579	2,115.09
52	000:00:51	26995	2,148.19
53	000:00:52	27414	2,181.54
54	000:00:53	27781	2,210.74
55	000:00:54	28158	2,240.74
56	000:00:55	28548	2,271.78
57	000:00:56	28931	2,302.26
58	000:00:57	29299	2,331.54
59	000:00:58	29624	2,357.40
60	000:00:59	29987	2,386.29
61	000:01:00	30333	2,413.82
62	000:01:01	30672	2,440.80
63	000:01:02	31005	2,467.30
64	000:01:03	31329	2,493.08
65	000:01:04	31647	2,518.39
66	000:01:05	31921	2,540.19
67	000:01:06	32203	2,562.63
68	000:01:07	32467	2,583.64
69	000:01:08	32701	2,602.26
70	000:01:09	32918	2,619.53
71	000:01:10	33165	2,639.19
72	000:01:11	33341	2,653.19
73	000:01:12	33398	2,657.73
74	000:01:13	33219	2,643.48
75	000:01:14	31373	2,496.58
76	000:01:15	28968	2,305.20
77	000:01:16	28532	2,270.50
78	000:01:17	28283	2,250.69

HM Data Download - Concrete Test Results

READ #	TIME	LOAD	STRESS (PSI)
79	000:01:18	27975	2,226.18
80	000:01:19	27509	2,189.10
81	000:01:20	26870	2,138.25
82	000:01:21	25021	1,991.11
83	000:01:22	16901	1,344.94
84	000:01:23	16349	1,301.01
85	000:01:24	16058	1,277.85
86	000:01:25	15725	1,251.36
87	000:01:26	15372	1,223.26
88	000:01:27	15052	1,197.80
89	000:01:28	14746	1,173.45
90	000:01:29	14432	1,148.46
91	000:01:30	14033	1,116.71
92	000:01:31	13700	1,090.21
93	000:01:32	13371	1,064.03
94	000:01:33	13059	1,039.20
95	000:01:34	12770	1,016.20
96	000:01:35	12436	989.63
97	000:01:36	12172	968.62
98	000:01:37	11837	941.96
99	000:01:38	11605	923.50
100	000:01:39	11390	906.39
101	000:01:40	11173	889.12
102	000:01:41	10941	870.66
103	000:01:42	10730	853.87
104	000:01:43	10516	836.84
105	000:01:44	10287	818.61
106	000:01:45	10071	801.42
107	000:01:46	9863	784.87
108	000:01:47	9660	768.72
109	000:01:48	9430	750.42
110	000:01:49	9214	733.23
111	000:01:50	8948	712.06
112	000:01:51	8709	693.04
113	000:01:52	8502	676.57
114	000:01:52	8320	662.08

Concrete Test

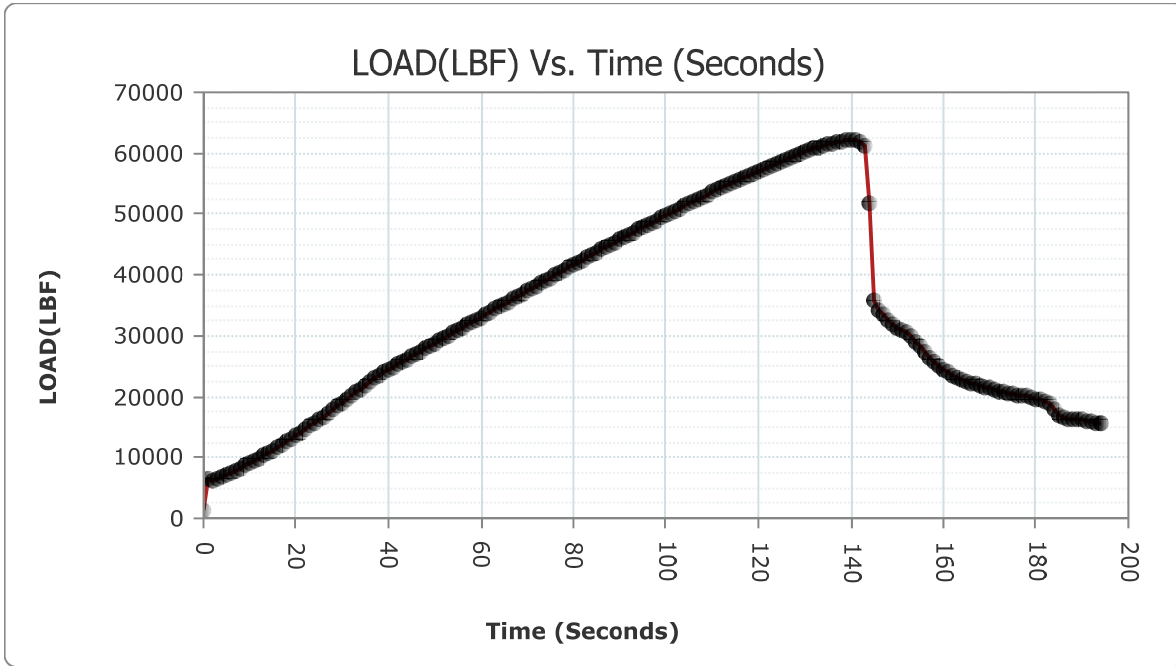
Sample Identification: W3D_1

Machine ID: 6a127

Test Type: ASTM C39

2/14/2020

TYPE	PEAK VALUES	UNITS
LOAD	62159	LBF
Diameter	4.00	IN
Length	8.00	IN
Cross-Sectional Area	12.57	IN ²
Sample Age	0.0	day(s)
Corrected Stress	4946.42	PSI
Average Pace Rate	29.54	PSI/SEC
Fracture Type	Type 2	
Correction Factor	1.000	
Temperature @ START	79.7	°F
Temperature @ FINISH	79.6	°F



READ #	TIME	LOAD	STRESS (PSI)
1	000:00:00	1156	91.99
2	000:00:01	6354	505.64

HM Data Download - Concrete Test Results

READ #	TIME	LOAD	STRESS (PSI)
3	000:00:02	6336	504.20
4	000:00:03	6611	526.09
5	000:00:04	6920	550.68
6	000:00:05	7255	577.33
7	000:00:06	7599	604.71
8	000:00:07	7956	633.12
9	000:00:08	8290	659.70
10	000:00:09	8673	690.18
11	000:00:10	9069	721.69
12	000:00:11	9478	754.24
13	000:00:12	9867	785.19
14	000:00:13	10300	819.65
15	000:00:14	10743	854.90
16	000:00:15	11197	891.03
17	000:00:16	11667	928.43
18	000:00:17	12140	966.07
19	000:00:18	12627	1,004.82
20	000:00:19	13074	1,040.40
21	000:00:20	13581	1,080.74
22	000:00:21	14092	1,121.41
23	000:00:22	14614	1,162.95
24	000:00:23	15142	1,204.96
25	000:00:24	15678	1,247.62
26	000:00:25	16167	1,286.53
27	000:00:26	16716	1,330.22
28	000:00:27	17268	1,374.14
29	000:00:28	17830	1,418.87
30	000:00:29	18401	1,464.31
31	000:00:30	18920	1,505.61
32	000:00:31	19500	1,551.76
33	000:00:32	20085	1,598.31
34	000:00:33	20676	1,645.34
35	000:00:34	21210	1,687.84
36	000:00:35	21808	1,735.43
37	000:00:36	22409	1,783.25
38	000:00:37	23008	1,830.92
39	000:00:38	23470	1,867.68
40	000:00:39	23933	1,904.53

HM Data Download - Concrete Test Results

READ #	TIME	LOAD	STRESS (PSI)
41	000:00:40	24383	1,940.34
42	000:00:41	24838	1,976.55
43	000:00:42	25297	2,013.07
44	000:00:43	25753	2,049.36
45	000:00:44	26183	2,083.58
46	000:00:45	26568	2,114.21
47	000:00:46	27003	2,148.83
48	000:00:47	27437	2,183.37
49	000:00:48	27873	2,218.06
50	000:00:49	28309	2,252.76
51	000:00:50	28744	2,287.37
52	000:00:51	29141	2,318.97
53	000:00:52	29578	2,353.74
54	000:00:53	30014	2,388.44
55	000:00:54	30452	2,423.29
56	000:00:55	30892	2,458.31
57	000:00:56	31329	2,493.08
58	000:00:57	31766	2,527.86
59	000:00:58	32163	2,559.45
60	000:00:59	32601	2,594.31
61	000:01:00	33040	2,629.24
62	000:01:01	33479	2,664.17
63	000:01:02	33917	2,699.03
64	000:01:03	34358	2,734.12
65	000:01:04	34752	2,765.48
66	000:01:05	35188	2,800.17
67	000:01:06	35627	2,835.11
68	000:01:07	36064	2,869.88
69	000:01:08	36501	2,904.66
70	000:01:09	36937	2,939.35
71	000:01:10	37329	2,970.55
72	000:01:11	37764	3,005.16
73	000:01:12	38204	3,040.18
74	000:01:13	38645	3,075.27
75	000:01:14	39080	3,109.89
76	000:01:15	39469	3,140.84
77	000:01:16	39901	3,175.22
78	000:01:17	40331	3,209.44

HM Data Download - Concrete Test Results

READ #	TIME	LOAD	STRESS (PSI)
79	000:01:18	40762	3,243.74
80	000:01:19	41191	3,277.88
81	000:01:20	41619	3,311.93
82	000:01:21	42046	3,345.91
83	000:01:22	42432	3,376.63
84	000:01:23	42859	3,410.61
85	000:01:24	43284	3,444.43
86	000:01:25	43708	3,478.17
87	000:01:26	44128	3,511.59
88	000:01:27	44553	3,545.42
89	000:01:28	44930	3,575.42
90	000:01:29	45353	3,609.08
91	000:01:30	45775	3,642.66
92	000:01:31	46193	3,675.92
93	000:01:32	46570	3,705.92
94	000:01:33	46985	3,738.95
95	000:01:34	47399	3,771.89
96	000:01:35	47810	3,804.60
97	000:01:36	48181	3,834.12
98	000:01:37	48591	3,866.75
99	000:01:38	48992	3,898.66
100	000:01:39	49398	3,930.97
101	000:01:40	49795	3,962.56
102	000:01:41	50191	3,994.07
103	000:01:42	50547	4,022.40
104	000:01:43	50939	4,053.60
105	000:01:44	51330	4,084.71
106	000:01:45	51719	4,115.67
107	000:01:46	52108	4,146.62
108	000:01:47	52493	4,177.26
109	000:01:48	52834	4,204.40
110	000:01:49	53214	4,234.64
111	000:01:50	53592	4,264.72
112	000:01:51	53966	4,294.48
113	000:01:52	54334	4,323.76
114	000:01:53	54701	4,352.97
115	000:01:54	55063	4,381.77
116	000:01:55	55388	4,407.64

HM Data Download - Concrete Test Results

READ #	TIME	LOAD	STRESS (PSI)
117	000:01:56	55745	4,436.05
118	000:01:57	56100	4,464.30
119	000:01:58	56449	4,492.07
120	000:01:59	56796	4,519.68
121	000:02:00	57137	4,546.82
122	000:02:01	57440	4,570.93
123	000:02:02	57774	4,597.51
124	000:02:03	58100	4,623.45
125	000:02:04	58424	4,649.23
126	000:02:05	58740	4,674.38
127	000:02:06	59051	4,699.13
128	000:02:07	59326	4,721.01
129	000:02:08	59623	4,744.65
130	000:02:09	59911	4,767.57
131	000:02:10	60190	4,789.77
132	000:02:11	60462	4,811.41
133	000:02:12	60723	4,832.18
134	000:02:13	60953	4,850.49
135	000:02:14	61190	4,869.35
136	000:02:15	61412	4,887.01
137	000:02:16	61621	4,903.64
138	000:02:17	61806	4,918.37
139	000:02:18	61944	4,929.35
140	000:02:19	62071	4,939.45
141	000:02:20	62147	4,945.50
142	000:02:21	62142	4,945.10
143	000:02:22	61982	4,932.37
144	000:02:23	61276	4,876.19
145	000:02:24	51690	4,113.36
146	000:02:25	35859	2,853.57
147	000:02:26	34309	2,730.22
148	000:02:27	33412	2,658.84
149	000:02:28	32509	2,586.98
150	000:02:29	31850	2,534.54
151	000:02:30	31401	2,498.81
152	000:02:31	30955	2,463.32
153	000:02:32	30459	2,423.85
154	000:02:33	29810	2,372.20

HM Data Download - Concrete Test Results

READ #	TIME	LOAD	STRESS (PSI)
155	000:02:34	29110	2,316.50
156	000:02:35	28242	2,247.43
157	000:02:36	27355	2,176.84
158	000:02:37	26420	2,102.44
159	000:02:38	25633	2,039.81
160	000:02:39	24967	1,986.81
161	000:02:40	24424	1,943.60
162	000:02:41	23938	1,904.93
163	000:02:42	23531	1,872.54
164	000:02:43	23157	1,842.78
165	000:02:44	22812	1,815.32
166	000:02:45	22526	1,792.56
167	000:02:46	22231	1,769.09
168	000:02:47	21978	1,748.95
169	000:02:48	21764	1,731.92
170	000:02:49	21547	1,714.66
171	000:02:50	21340	1,698.18
172	000:02:51	21155	1,683.46
173	000:02:52	20962	1,668.10
174	000:02:53	20788	1,654.26
175	000:02:54	20624	1,641.21
176	000:02:55	20440	1,626.56
177	000:02:56	20275	1,613.43
178	000:02:57	20146	1,603.17
179	000:02:58	20028	1,593.78
180	000:02:59	19837	1,578.58
181	000:03:00	19615	1,560.91
182	000:03:01	19383	1,542.45
183	000:03:02	19111	1,520.81
184	000:03:03	18775	1,494.07
185	000:03:04	17848	1,420.30
186	000:03:05	16780	1,335.31
187	000:03:06	16501	1,313.11
188	000:03:07	16410	1,305.87
189	000:03:08	16344	1,300.61
190	000:03:09	16253	1,293.37
191	000:03:10	16147	1,284.94
192	000:03:11	16010	1,274.04

HM Data Download - Concrete Test Results

READ #	TIME	LOAD	STRESS (PSI)
193	000:03:12	15861	1,262.18
194	000:03:13	15704	1,249.68
195	000:03:14	15551	1,237.51
196	000:03:14	15535	1,236.24

Concrete Test

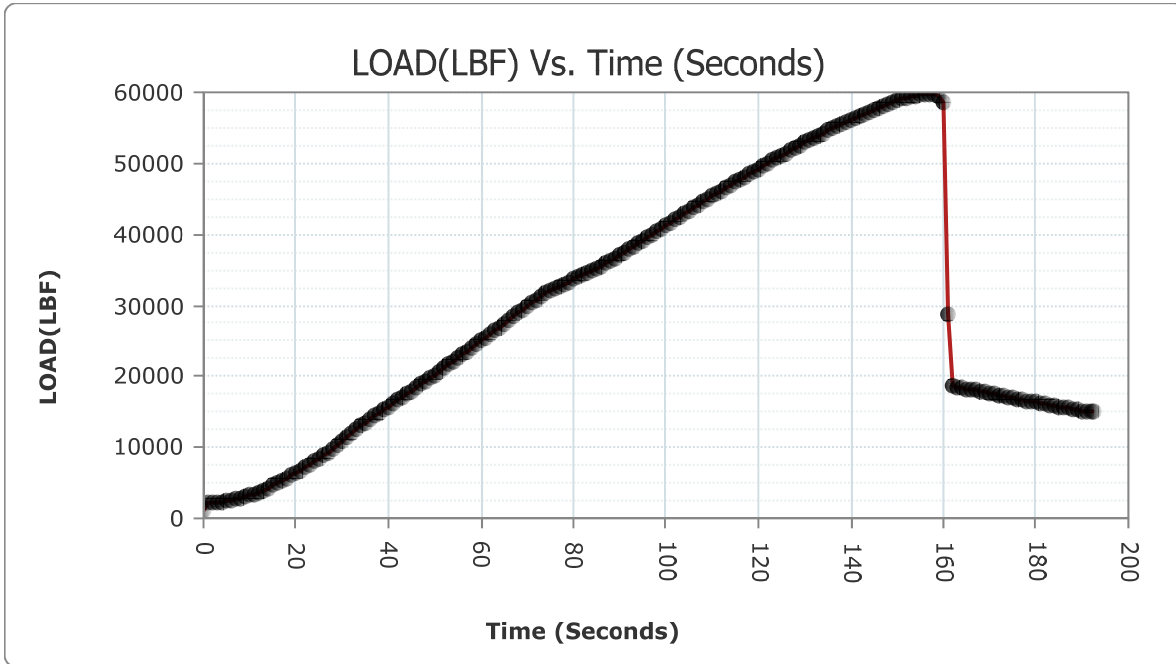
Sample Identification: W3D_2

Machine ID: 6a127

Test Type: ASTM C39

2/14/2020

TYPE	PEAK VALUES	UNITS
LOAD	59764	LBF
Diameter	4.00	IN
Length	8.00	IN
Cross-Sectional Area	12.57	IN ²
Sample Age	0.0	day(s)
Corrected Stress	4755.89	PSI
Average Pace Rate	27.68	PSI/SEC
Fracture Type	Type 1	
Correction Factor	1.000	
Temperature @ START	79.6	°F
Temperature @ FINISH	79.5	°F



READ #	TIME	LOAD	STRESS (PSI)
1	000:00:00	1018	81.01
2	000:00:01	2146	170.77

HM Data Download - Concrete Test Results

READ #	TIME	LOAD	STRESS (PSI)
3	000:00:02	2171	172.76
4	000:00:03	2262	180.00
5	000:00:04	2358	187.64
6	000:00:05	2457	195.52
7	000:00:06	2571	204.59
8	000:00:07	2680	213.27
9	000:00:08	2838	225.84
10	000:00:09	3016	240.01
11	000:00:10	3226	256.72
12	000:00:11	3477	276.69
13	000:00:12	3750	298.42
14	000:00:13	4005	318.71
15	000:00:14	4308	342.82
16	000:00:15	4624	367.97
17	000:00:16	4963	394.94
18	000:00:17	5318	423.19
19	000:00:18	5693	453.03
20	000:00:19	6079	483.75
21	000:00:20	6419	510.81
22	000:00:21	6794	540.65
23	000:00:22	7190	572.16
24	000:00:23	7602	604.95
25	000:00:24	8023	638.45
26	000:00:25	8462	673.38
27	000:00:26	8873	706.09
28	000:00:27	9347	743.81
29	000:00:28	9835	782.64
30	000:00:29	10338	822.67
31	000:00:30	10856	863.89
32	000:00:31	11391	906.47
33	000:00:32	11882	945.54
34	000:00:33	12440	989.94
35	000:00:34	13006	1,034.98
36	000:00:35	13513	1,075.33
37	000:00:36	13988	1,113.13
38	000:00:37	14462	1,150.85
39	000:00:38	14863	1,182.76
40	000:00:39	15318	1,218.97

HM Data Download - Concrete Test Results

READ #	TIME	LOAD	STRESS (PSI)
41	000:00:40	15758	1,253.98
42	000:00:41	16182	1,287.72
43	000:00:42	16624	1,322.90
44	000:00:43	17073	1,358.63
45	000:00:44	17485	1,391.41
46	000:00:45	17942	1,427.78
47	000:00:46	18402	1,464.38
48	000:00:47	18862	1,500.99
49	000:00:48	19325	1,537.83
50	000:00:49	19795	1,575.24
51	000:00:50	20218	1,608.90
52	000:00:51	20698	1,647.09
53	000:00:52	21177	1,685.21
54	000:00:53	21661	1,723.73
55	000:00:54	22094	1,758.18
56	000:00:55	22583	1,797.10
57	000:00:56	23068	1,835.69
58	000:00:57	23561	1,874.92
59	000:00:58	24001	1,909.94
60	000:00:59	24495	1,949.25
61	000:01:00	24987	1,988.40
62	000:01:01	25479	2,027.55
63	000:01:02	25973	2,066.87
64	000:01:03	26414	2,101.96
65	000:01:04	26914	2,141.75
66	000:01:05	27407	2,180.98
67	000:01:06	27904	2,220.53
68	000:01:07	28396	2,259.68
69	000:01:08	28893	2,299.23
70	000:01:09	29337	2,334.56
71	000:01:10	29838	2,374.43
72	000:01:11	30333	2,413.82
73	000:01:12	30834	2,453.69
74	000:01:13	31290	2,489.98
75	000:01:14	31703	2,522.84
76	000:01:15	32059	2,551.17
77	000:01:16	32345	2,573.93
78	000:01:17	32666	2,599.48

HM Data Download - Concrete Test Results

READ #	TIME	LOAD	STRESS (PSI)
79	000:01:18	32991	2,625.34
80	000:01:19	33311	2,650.81
81	000:01:20	33637	2,676.75
82	000:01:21	33963	2,702.69
83	000:01:22	34257	2,726.09
84	000:01:23	34583	2,752.03
85	000:01:24	34905	2,777.65
86	000:01:25	35231	2,803.59
87	000:01:26	35555	2,829.38
88	000:01:27	35880	2,855.24
89	000:01:28	36208	2,881.34
90	000:01:29	36614	2,913.65
91	000:01:30	37048	2,948.19
92	000:01:31	37488	2,983.20
93	000:01:32	37923	3,017.82
94	000:01:33	38358	3,052.43
95	000:01:34	38788	3,086.65
96	000:01:35	39173	3,117.29
97	000:01:36	39603	3,151.51
98	000:01:37	40028	3,185.33
99	000:01:38	40456	3,219.39
100	000:01:39	40879	3,253.05
101	000:01:40	41302	3,286.71
102	000:01:41	41680	3,316.79
103	000:01:42	42100	3,350.21
104	000:01:43	42521	3,383.71
105	000:01:44	42947	3,417.61
106	000:01:45	43360	3,450.48
107	000:01:46	43733	3,480.16
108	000:01:47	44145	3,512.95
109	000:01:48	44558	3,545.81
110	000:01:49	44964	3,578.12
111	000:01:50	45372	3,610.59
112	000:01:51	45741	3,639.95
113	000:01:52	46151	3,672.58
114	000:01:53	46553	3,704.57
115	000:01:54	46954	3,736.48
116	000:01:55	47314	3,765.13

HM Data Download - Concrete Test Results

READ #	TIME	LOAD	STRESS (PSI)
117	000:01:56	47711	3,796.72
118	000:01:57	48108	3,828.31
119	000:01:58	48503	3,859.75
120	000:01:59	48855	3,887.76
121	000:02:00	49242	3,918.55
122	000:02:01	49623	3,948.87
123	000:02:02	50006	3,979.35
124	000:02:03	50384	4,009.43
125	000:02:04	50754	4,038.88
126	000:02:05	51123	4,068.24
127	000:02:06	51455	4,094.66
128	000:02:07	51821	4,123.78
129	000:02:08	52183	4,152.59
130	000:02:09	52539	4,180.92
131	000:02:10	52892	4,209.01
132	000:02:11	53248	4,237.34
133	000:02:12	53565	4,262.57
134	000:02:13	53906	4,289.70
135	000:02:14	54247	4,316.84
136	000:02:15	54584	4,343.66
137	000:02:16	54916	4,370.08
138	000:02:17	55246	4,396.34
139	000:02:18	55536	4,419.41
140	000:02:19	55852	4,444.56
141	000:02:20	56160	4,469.07
142	000:02:21	56467	4,493.50
143	000:02:22	56767	4,517.37
144	000:02:23	57058	4,540.53
145	000:02:24	57311	4,560.66
146	000:02:25	57591	4,582.95
147	000:02:26	57860	4,604.35
148	000:02:27	58122	4,625.20
149	000:02:28	58372	4,645.10
150	000:02:29	58615	4,664.43
151	000:02:30	58819	4,680.67
152	000:02:31	59033	4,697.70
153	000:02:32	59227	4,713.13
154	000:02:33	59404	4,727.22

HM Data Download - Concrete Test Results

READ #	TIME	LOAD	STRESS (PSI)
155	000:02:34	59556	4,739.32
156	000:02:35	59675	4,748.79
157	000:02:36	59750	4,754.75
158	000:02:37	59756	4,755.23
159	000:02:38	59653	4,747.03
160	000:02:39	59345	4,722.52
161	000:02:40	58509	4,656.00
162	000:02:41	28833	2,294.46
163	000:02:42	18803	1,496.30
164	000:02:43	18482	1,470.75
165	000:02:44	18342	1,459.61
166	000:02:45	18255	1,452.69
167	000:02:46	18173	1,446.16
168	000:02:47	18076	1,438.44
169	000:02:48	17972	1,430.17
170	000:02:49	17844	1,419.98
171	000:02:50	17710	1,409.32
172	000:02:51	17564	1,397.70
173	000:02:52	17406	1,385.13
174	000:02:53	17268	1,374.14
175	000:02:54	17118	1,362.21
176	000:02:55	16972	1,350.59
177	000:02:56	16826	1,338.97
178	000:02:57	16711	1,329.82
179	000:02:58	16589	1,320.11
180	000:02:59	16462	1,310.00
181	000:03:00	16329	1,299.42
182	000:03:01	16216	1,290.43
183	000:03:02	16089	1,280.32
184	000:03:03	15965	1,270.45
185	000:03:04	15844	1,260.83
186	000:03:05	15728	1,251.59
187	000:03:06	15615	1,242.60
188	000:03:07	15501	1,233.53
189	000:03:08	15398	1,225.33
190	000:03:09	15284	1,216.26
191	000:03:10	15172	1,207.35
192	000:03:11	15073	1,199.47

HM Data Download - Concrete Test Results

READ #	TIME	LOAD	STRESS (PSI)
193	000:03:12	14979	1,191.99
194	000:03:12	14932	1,188.25

Concrete Test

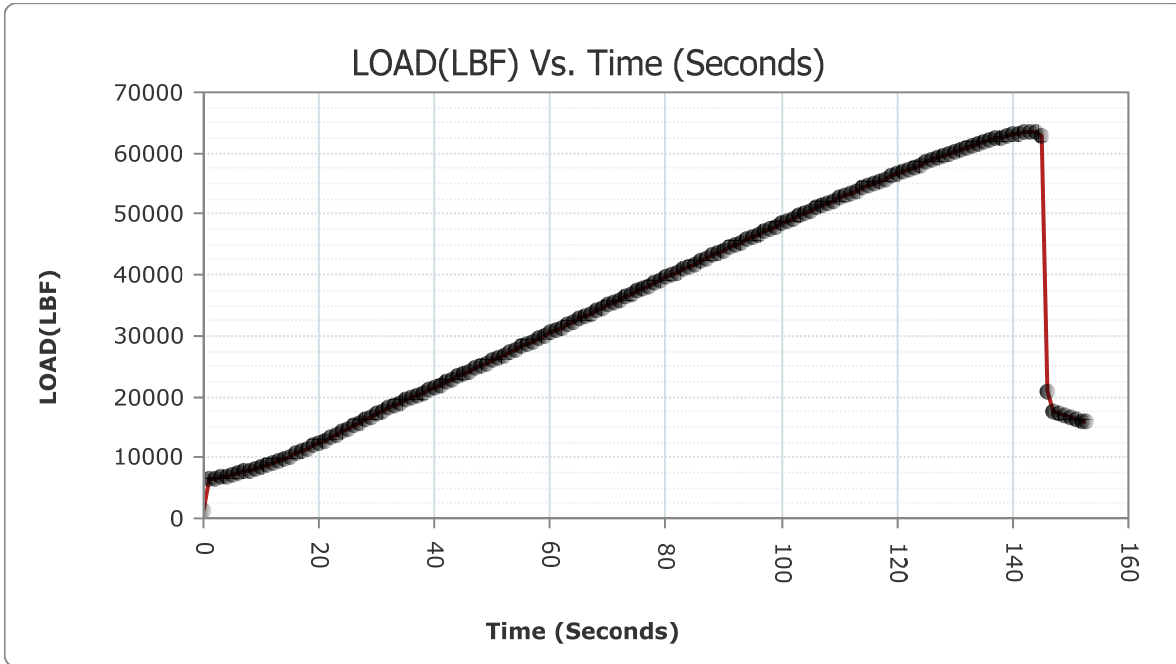
Sample Identification: W3D_3

Machine ID: 6a127

Test Type: ASTM C39

2/14/2020

TYPE	PEAK VALUES	UNITS
LOAD	63489	LBF
Diameter	4.00	IN
Length	8.00	IN
Cross-Sectional Area	12.57	IN ²
Sample Age	0.0	day(s)
Corrected Stress	5052.26	PSI
Average Pace Rate	31.83	PSI/SEC
Fracture Type	Type 3	
Correction Factor	1.000	
Temperature @ START	79.6	°F
Temperature @ FINISH	79.5	°F



READ #	TIME	LOAD	STRESS (PSI)
1	000:00:00	1147	91.28
2	000:00:01	6622	526.96

HM Data Download - Concrete Test Results

READ #	TIME	LOAD	STRESS (PSI)
3	000:00:02	6507	517.81
4	000:00:03	6702	533.33
5	000:00:04	6918	550.52
6	000:00:05	7157	569.54
7	000:00:06	7404	589.19
8	000:00:07	7656	609.25
9	000:00:08	7895	628.26
10	000:00:09	8162	649.51
11	000:00:10	8433	671.08
12	000:00:11	8720	693.92
13	000:00:12	9057	720.73
14	000:00:13	9448	751.85
15	000:00:14	9810	780.65
16	000:00:15	10224	813.60
17	000:00:16	10645	847.10
18	000:00:17	11078	881.56
19	000:00:18	11515	916.33
20	000:00:19	11912	947.93
21	000:00:20	12366	984.05
22	000:00:21	12825	1,020.58
23	000:00:22	13292	1,057.74
24	000:00:23	13768	1,095.62
25	000:00:24	14246	1,133.66
26	000:00:25	14731	1,172.26
27	000:00:26	15171	1,207.27
28	000:00:27	15670	1,246.98
29	000:00:28	16169	1,286.69
30	000:00:29	16676	1,327.03
31	000:00:30	17188	1,367.78
32	000:00:31	17675	1,406.53
33	000:00:32	18071	1,438.04
34	000:00:33	18519	1,473.70
35	000:00:34	18953	1,508.23
36	000:00:35	19385	1,542.61
37	000:00:36	19823	1,577.46
38	000:00:37	20216	1,608.74
39	000:00:38	20661	1,644.15
40	000:00:39	21100	1,679.08

HM Data Download - Concrete Test Results

READ #	TIME	LOAD	STRESS (PSI)
41	000:00:40	21548	1,714.74
42	000:00:41	21952	1,746.88
43	000:00:42	22402	1,782.69
44	000:00:43	22856	1,818.82
45	000:00:44	23302	1,854.31
46	000:00:45	23704	1,886.30
47	000:00:46	24153	1,922.03
48	000:00:47	24608	1,958.24
49	000:00:48	25058	1,994.05
50	000:00:49	25513	2,030.26
51	000:00:50	25969	2,066.55
52	000:00:51	26425	2,102.83
53	000:00:52	26839	2,135.78
54	000:00:53	27299	2,172.39
55	000:00:54	27756	2,208.75
56	000:00:55	28216	2,245.36
57	000:00:56	28674	2,281.80
58	000:00:57	29134	2,318.41
59	000:00:58	29547	2,351.28
60	000:00:59	30011	2,388.20
61	000:01:00	30473	2,424.96
62	000:01:01	30934	2,461.65
63	000:01:02	31399	2,498.65
64	000:01:03	31860	2,535.34
65	000:01:04	32323	2,572.18
66	000:01:05	32742	2,605.53
67	000:01:06	33204	2,642.29
68	000:01:07	33669	2,679.29
69	000:01:08	34128	2,715.82
70	000:01:09	34593	2,752.82
71	000:01:10	35053	2,789.43
72	000:01:11	35470	2,822.61
73	000:01:12	35932	2,859.38
74	000:01:13	36396	2,896.30
75	000:01:14	36854	2,932.75
76	000:01:15	37312	2,969.19
77	000:01:16	37775	3,006.04
78	000:01:17	38202	3,040.02

HM Data Download - Concrete Test Results

READ #	TIME	LOAD	STRESS (PSI)
79	000:01:18	38660	3,076.47
80	000:01:19	39118	3,112.91
81	000:01:20	39577	3,149.44
82	000:01:21	40037	3,186.04
83	000:01:22	40446	3,218.59
84	000:01:23	40902	3,254.88
85	000:01:24	41360	3,291.32
86	000:01:25	41814	3,327.45
87	000:01:26	42267	3,363.50
88	000:01:27	42720	3,399.55
89	000:01:28	43175	3,435.76
90	000:01:29	43581	3,468.07
91	000:01:30	44029	3,503.72
92	000:01:31	44482	3,539.77
93	000:01:32	44927	3,575.18
94	000:01:33	45377	3,610.99
95	000:01:34	45823	3,646.48
96	000:01:35	46227	3,678.63
97	000:01:36	46676	3,714.36
98	000:01:37	47120	3,749.69
99	000:01:38	47565	3,785.10
100	000:01:39	47963	3,816.77
101	000:01:40	48406	3,852.03
102	000:01:41	48845	3,886.96
103	000:01:42	49285	3,921.98
104	000:01:43	49676	3,953.09
105	000:01:44	50109	3,987.55
106	000:01:45	50538	4,021.69
107	000:01:46	50967	4,055.82
108	000:01:47	51391	4,089.57
109	000:01:48	51814	4,123.23
110	000:01:49	52189	4,153.07
111	000:01:50	52610	4,186.57
112	000:01:51	53026	4,219.67
113	000:01:52	53439	4,252.54
114	000:01:53	53850	4,285.25
115	000:01:54	54257	4,317.63
116	000:01:55	54624	4,346.84

HM Data Download - Concrete Test Results

READ #	TIME	LOAD	STRESS (PSI)
117	000:01:56	55029	4,379.07
118	000:01:57	55431	4,411.06
119	000:01:58	55827	4,442.57
120	000:01:59	56225	4,474.24
121	000:02:00	56613	4,505.12
122	000:02:01	56965	4,533.13
123	000:02:02	57348	4,563.61
124	000:02:03	57729	4,593.93
125	000:02:04	58106	4,623.93
126	000:02:05	58477	4,653.45
127	000:02:06	58840	4,682.34
128	000:02:07	59205	4,711.38
129	000:02:08	59528	4,737.09
130	000:02:09	59874	4,764.62
131	000:02:10	60220	4,792.16
132	000:02:11	60554	4,818.73
133	000:02:12	60880	4,844.68
134	000:02:13	61200	4,870.14
135	000:02:14	61487	4,892.98
136	000:02:15	61792	4,917.25
137	000:02:16	62083	4,940.41
138	000:02:17	62369	4,963.17
139	000:02:18	62630	4,983.94
140	000:02:19	62846	5,001.13
141	000:02:20	63064	5,018.47
142	000:02:21	63258	5,033.91
143	000:02:22	63402	5,045.37
144	000:02:23	63485	5,051.98
145	000:02:24	63403	5,045.45
146	000:02:25	62920	5,007.01
147	000:02:26	20982	1,669.69
148	000:02:27	17438	1,387.67
149	000:02:28	17152	1,364.91
150	000:02:29	16898	1,344.70
151	000:02:30	16652	1,325.12
152	000:02:31	16355	1,301.49
153	000:02:32	16044	1,276.74
154	000:02:32	15831	1,259.79

Concrete Test

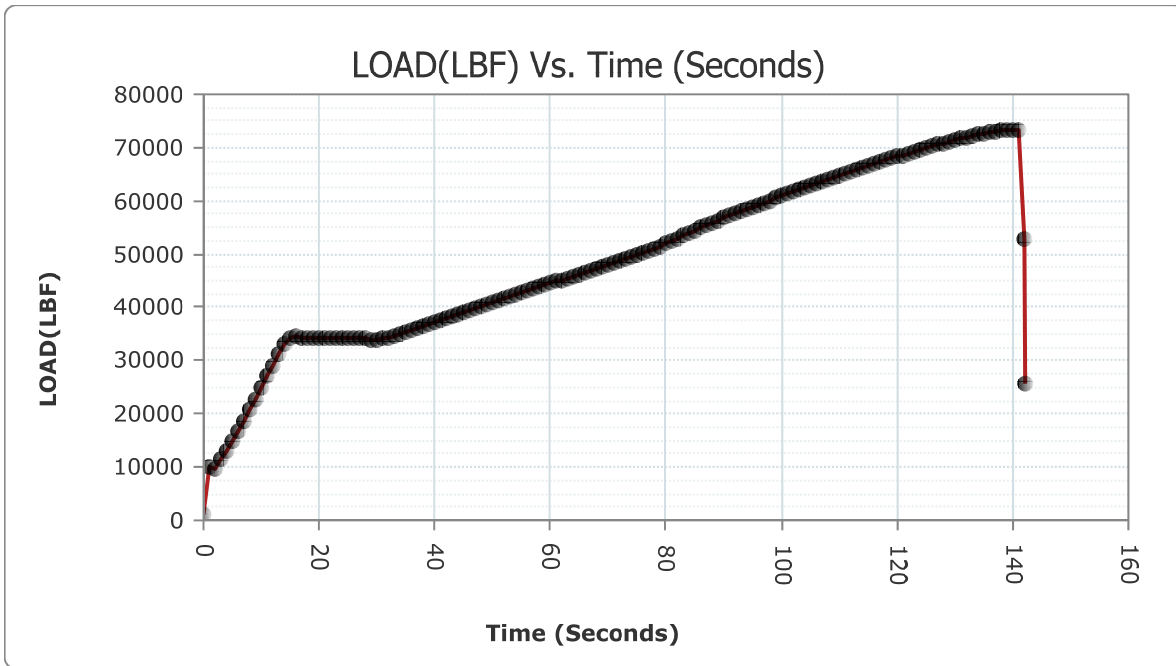
Sample Identification: W28_1

Machine ID: 6a127

Test Type: ASTM C39

3/10/2020

TYPE	PEAK VALUES	UNITS
LOAD	73322	LBF
Diameter	4.00	IN
Length	8.00	IN
Cross-Sectional Area	12.57	IN ²
Sample Age	0.0	day(s)
Corrected Stress	5834.75	PSI
Average Pace Rate	29.06	PSI/SEC
Fracture Type	Type 3	
Correction Factor	1.000	
Temperature @ START	73.0	°F
Temperature @ FINISH	73.2	°F



READ #	TIME	LOAD	STRESS (PSI)
1	000:00:00	1052	83.72
2	000:00:01	9877	785.99

HM Data Download - Concrete Test Results

READ #	TIME	LOAD	STRESS (PSI)
3	000:00:02	9799	779.78
4	000:00:03	11398	907.02
5	000:00:04	13156	1,046.92
6	000:00:05	14827	1,179.90
7	000:00:06	16764	1,334.04
8	000:00:07	18767	1,493.43
9	000:00:08	20828	1,657.44
10	000:00:09	22717	1,807.76
11	000:00:10	24853	1,977.74
12	000:00:11	27022	2,150.34
13	000:00:12	29208	2,324.30
14	000:00:13	31183	2,481.46
15	000:00:14	33207	2,642.53
16	000:00:15	34202	2,721.71
17	000:00:16	34468	2,742.88
18	000:00:17	34391	2,736.75
19	000:00:18	34315	2,730.70
20	000:00:19	34232	2,724.10
21	000:00:20	34186	2,720.44
22	000:00:21	34162	2,718.53
23	000:00:22	34143	2,717.01
24	000:00:23	34126	2,715.66
25	000:00:24	34118	2,715.02
26	000:00:25	34106	2,714.07
27	000:00:26	34086	2,712.48
28	000:00:27	34065	2,710.81
29	000:00:28	34048	2,709.45
30	000:00:29	34035	2,708.42
31	000:00:30	34033	2,708.26
32	000:00:31	34072	2,711.36
33	000:00:32	34245	2,725.13
34	000:00:33	34562	2,750.36
35	000:00:34	34912	2,778.21
36	000:00:35	35303	2,809.32
37	000:00:36	35686	2,839.80
38	000:00:37	36063	2,869.80
39	000:00:38	36405	2,897.02
40	000:00:39	36777	2,926.62

HM Data Download - Concrete Test Results

READ #	TIME	LOAD	STRESS (PSI)
41	000:00:40	37164	2,957.42
42	000:00:41	37530	2,986.54
43	000:00:42	37927	3,018.13
44	000:00:43	38319	3,049.33
45	000:00:44	38701	3,079.73
46	000:00:45	39041	3,106.78
47	000:00:46	39417	3,136.71
48	000:00:47	39794	3,166.71
49	000:00:48	40170	3,196.63
50	000:00:49	40509	3,223.60
51	000:00:50	40882	3,253.29
52	000:00:51	41256	3,283.05
53	000:00:52	41628	3,312.65
54	000:00:53	41965	3,339.47
55	000:00:54	42336	3,368.99
56	000:00:55	42706	3,398.44
57	000:00:56	43075	3,427.80
58	000:00:57	43408	3,454.30
59	000:00:58	43778	3,483.74
60	000:00:59	44146	3,513.03
61	000:01:00	44511	3,542.07
62	000:01:01	44843	3,568.49
63	000:01:02	45208	3,597.54
64	000:01:03	45570	3,626.35
65	000:01:04	45935	3,655.39
66	000:01:05	46263	3,681.49
67	000:01:06	46625	3,710.30
68	000:01:07	46989	3,739.27
69	000:01:08	47351	3,768.07
70	000:01:09	47710	3,796.64
71	000:01:10	48035	3,822.50
72	000:01:11	48394	3,851.07
73	000:01:12	48755	3,879.80
74	000:01:13	49112	3,908.21
75	000:01:14	49437	3,934.07
76	000:01:15	49790	3,962.16
77	000:01:16	50149	3,990.73
78	000:01:17	50565	4,023.83

HM Data Download - Concrete Test Results

READ #	TIME	LOAD	STRESS (PSI)
79	000:01:18	51008	4,059.09
80	000:01:19	51523	4,100.07
81	000:01:20	52029	4,140.34
82	000:01:21	52533	4,180.44
83	000:01:22	52981	4,216.09
84	000:01:23	53478	4,255.64
85	000:01:24	53973	4,295.03
86	000:01:25	54461	4,333.87
87	000:01:26	54904	4,369.12
88	000:01:27	55387	4,407.56
89	000:01:28	55869	4,445.91
90	000:01:29	56348	4,484.03
91	000:01:30	56777	4,518.17
92	000:01:31	57251	4,555.89
93	000:01:32	57675	4,589.63
94	000:01:33	58089	4,622.58
95	000:01:34	58464	4,652.42
96	000:01:35	58878	4,685.36
97	000:01:36	59290	4,718.15
98	000:01:37	59705	4,751.17
99	000:01:38	60075	4,780.62
100	000:01:39	60482	4,813.00
101	000:01:40	60890	4,845.47
102	000:01:41	61300	4,878.10
103	000:01:42	61676	4,908.02
104	000:01:43	62074	4,939.69
105	000:01:44	62477	4,971.76
106	000:01:45	62833	5,000.09
107	000:01:46	63229	5,031.60
108	000:01:47	63619	5,062.64
109	000:01:48	64007	5,093.52
110	000:01:49	64357	5,121.37
111	000:01:50	64737	5,151.61
112	000:01:51	65116	5,181.77
113	000:01:52	65495	5,211.93
114	000:01:53	65831	5,238.66
115	000:01:54	66201	5,268.11
116	000:01:55	66571	5,297.55

HM Data Download - Concrete Test Results

READ #	TIME	LOAD	STRESS (PSI)
117	000:01:56	66934	5,326.44
118	000:01:57	67259	5,352.30
119	000:01:58	67613	5,380.47
120	000:01:59	67970	5,408.88
121	000:02:00	68318	5,436.57
122	000:02:01	68629	5,461.32
123	000:02:02	68970	5,488.46
124	000:02:03	69302	5,514.88
125	000:02:04	69630	5,540.98
126	000:02:05	69922	5,564.22
127	000:02:06	70237	5,589.28
128	000:02:07	70548	5,614.03
129	000:02:08	70850	5,638.06
130	000:02:09	71113	5,658.99
131	000:02:10	71401	5,681.91
132	000:02:11	71682	5,704.27
133	000:02:12	71951	5,725.68
134	000:02:13	72184	5,744.22
135	000:02:14	72430	5,763.80
136	000:02:15	72658	5,781.94
137	000:02:16	72868	5,798.65
138	000:02:17	73033	5,811.78
139	000:02:18	73185	5,823.88
140	000:02:19	73293	5,832.47
141	000:02:20	73319	5,834.54
142	000:02:21	73206	5,825.55
143	000:02:22	52981	4,216.09
144	000:02:22	25540	2,032.41

Concrete Test

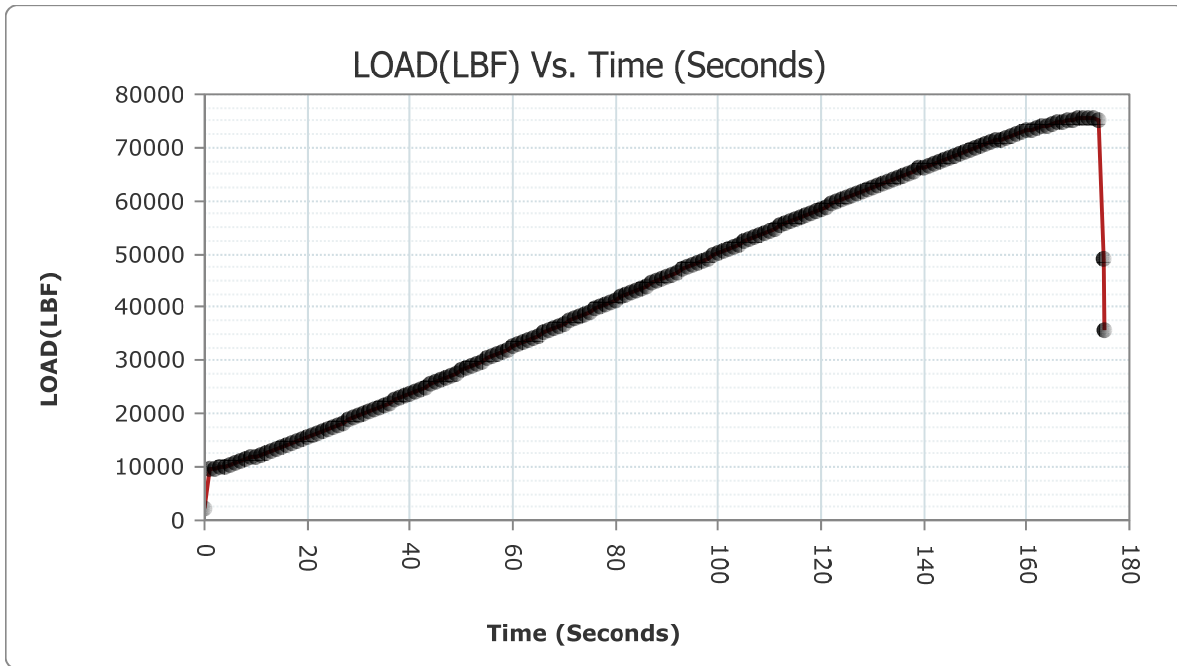
Sample Identification: W28_2

Machine ID: 6a127

Test Type: ASTM C39

3/10/2020

TYPE	PEAK VALUES	UNITS
LOAD	75519	LBF
Diameter	4.00	IN
Length	8.00	IN
Cross-Sectional Area	12.57	IN ²
Sample Age	0.0	day(s)
Corrected Stress	6009.60	PSI
Average Pace Rate	30.25	PSI/SEC
Fracture Type	Type 4	
Correction Factor	1.000	
Temperature @ START	76.3	°F
Temperature @ FINISH	76.1	°F



READ #	TIME	LOAD	STRESS (PSI)
1	000:00:00	2382	189.55
2	000:00:01	9782	778.43

HM Data Download - Concrete Test Results

READ #	TIME	LOAD	STRESS (PSI)
3	000:00:02	9649	767.84
4	000:00:03	9887	786.78
5	000:00:04	10165	808.90
6	000:00:05	10463	832.62
7	000:00:06	10773	857.29
8	000:00:07	11061	880.21
9	000:00:08	11392	906.55
10	000:00:09	11728	933.28
11	000:00:10	12068	960.34
12	000:00:11	12379	985.09
13	000:00:12	12734	1,013.34
14	000:00:13	13091	1,041.75
15	000:00:14	13455	1,070.71
16	000:00:15	13785	1,096.98
17	000:00:16	14155	1,126.42
18	000:00:17	14530	1,156.26
19	000:00:18	14905	1,186.10
20	000:00:19	15286	1,216.42
21	000:00:20	15673	1,247.22
22	000:00:21	16022	1,274.99
23	000:00:22	16414	1,306.18
24	000:00:23	16807	1,337.46
25	000:00:24	17206	1,369.21
26	000:00:25	17612	1,401.52
27	000:00:26	18016	1,433.67
28	000:00:27	18382	1,462.79
29	000:00:28	18792	1,495.42
30	000:00:29	19203	1,528.13
31	000:00:30	19622	1,561.47
32	000:00:31	20039	1,594.65
33	000:00:32	20458	1,628.00
34	000:00:33	20879	1,661.50
35	000:00:34	21259	1,691.74
36	000:00:35	21687	1,725.80
37	000:00:36	22116	1,759.94
38	000:00:37	22546	1,794.15
39	000:00:38	22975	1,828.29
40	000:00:39	23410	1,862.91

HM Data Download - Concrete Test Results

READ #	TIME	LOAD	STRESS (PSI)
41	000:00:40	23800	1,893.94
42	000:00:41	24237	1,928.72
43	000:00:42	24673	1,963.41
44	000:00:43	25109	1,998.11
45	000:00:44	25550	2,033.20
46	000:00:45	25987	2,067.98
47	000:00:46	26386	2,099.73
48	000:00:47	26831	2,135.14
49	000:00:48	27272	2,170.24
50	000:00:49	27716	2,205.57
51	000:00:50	28163	2,241.14
52	000:00:51	28609	2,276.63
53	000:00:52	29055	2,312.12
54	000:00:53	29460	2,344.35
55	000:00:54	29916	2,380.64
56	000:00:55	30364	2,416.29
57	000:00:56	30813	2,452.02
58	000:00:57	31215	2,484.01
59	000:00:58	31664	2,519.74
60	000:00:59	32112	2,555.39
61	000:01:00	32566	2,591.52
62	000:01:01	33013	2,627.09
63	000:01:02	33466	2,663.14
64	000:01:03	33916	2,698.95
65	000:01:04	34319	2,731.02
66	000:01:05	34771	2,766.99
67	000:01:06	35228	2,803.36
68	000:01:07	35679	2,839.24
69	000:01:08	36089	2,871.87
70	000:01:09	36548	2,908.40
71	000:01:10	37001	2,944.45
72	000:01:11	37454	2,980.49
73	000:01:12	37866	3,013.28
74	000:01:13	38321	3,049.49
75	000:01:14	38778	3,085.86
76	000:01:15	39233	3,122.06
77	000:01:16	39682	3,157.79
78	000:01:17	40086	3,189.94

HM Data Download - Concrete Test Results

READ #	TIME	LOAD	STRESS (PSI)
79	000:01:18	40534	3,225.59
80	000:01:19	40982	3,261.24
81	000:01:20	41435	3,297.29
82	000:01:21	41880	3,332.70
83	000:01:22	42329	3,368.43
84	000:01:23	42730	3,400.35
85	000:01:24	43179	3,436.08
86	000:01:25	43624	3,471.49
87	000:01:26	44073	3,507.22
88	000:01:27	44519	3,542.71
89	000:01:28	44961	3,577.88
90	000:01:29	45411	3,613.69
91	000:01:30	45809	3,645.36
92	000:01:31	46253	3,680.70
93	000:01:32	46695	3,715.87
94	000:01:33	47136	3,750.96
95	000:01:34	47580	3,786.30
96	000:01:35	48017	3,821.07
97	000:01:36	48412	3,852.50
98	000:01:37	48856	3,887.84
99	000:01:38	49294	3,922.69
100	000:01:39	49734	3,957.71
101	000:01:40	50173	3,992.64
102	000:01:41	50606	4,027.10
103	000:01:42	51001	4,058.53
104	000:01:43	51438	4,093.31
105	000:01:44	51870	4,127.68
106	000:01:45	52305	4,162.30
107	000:01:46	52736	4,196.60
108	000:01:47	53167	4,230.90
109	000:01:48	53601	4,265.43
110	000:01:49	53988	4,296.23
111	000:01:50	54417	4,330.37
112	000:01:51	54842	4,364.19
113	000:01:52	55269	4,398.17
114	000:01:53	55698	4,432.31
115	000:01:54	56088	4,463.34
116	000:01:55	56510	4,496.92

HM Data Download - Concrete Test Results

READ #	TIME	LOAD	STRESS (PSI)
117	000:01:56	56931	4,530.42
118	000:01:57	57351	4,563.85
119	000:01:58	57770	4,597.19
120	000:01:59	58187	4,630.37
121	000:02:00	58561	4,660.14
122	000:02:01	58976	4,693.16
123	000:02:02	59390	4,726.11
124	000:02:03	59800	4,758.73
125	000:02:04	60211	4,791.44
126	000:02:05	60620	4,823.99
127	000:02:06	60989	4,853.35
128	000:02:07	61397	4,885.82
129	000:02:08	61805	4,918.29
130	000:02:09	62210	4,950.51
131	000:02:10	62573	4,979.40
132	000:02:11	62974	5,011.31
133	000:02:12	63373	5,043.06
134	000:02:13	63772	5,074.81
135	000:02:14	64127	5,103.06
136	000:02:15	64516	5,134.02
137	000:02:16	64905	5,164.98
138	000:02:17	65292	5,195.77
139	000:02:18	65674	5,226.17
140	000:02:19	66051	5,256.17
141	000:02:20	66392	5,283.31
142	000:02:21	66769	5,313.31
143	000:02:22	67143	5,343.07
144	000:02:23	67514	5,372.59
145	000:02:24	67879	5,401.64
146	000:02:25	68241	5,430.45
147	000:02:26	68568	5,456.47
148	000:02:27	68929	5,485.20
149	000:02:28	69285	5,513.52
150	000:02:29	69634	5,541.30
151	000:02:30	69981	5,568.91
152	000:02:31	70322	5,596.05
153	000:02:32	70626	5,620.24
154	000:02:33	70965	5,647.22

HM Data Download - Concrete Test Results

READ #	TIME	LOAD	STRESS (PSI)
155	000:02:34	71292	5,673.24
156	000:02:35	71617	5,699.10
157	000:02:36	71936	5,724.48
158	000:02:37	72248	5,749.31
159	000:02:38	72558	5,773.98
160	000:02:39	72828	5,795.47
161	000:02:40	73119	5,818.63
162	000:02:41	73404	5,841.30
163	000:02:42	73682	5,863.43
164	000:02:43	73949	5,884.67
165	000:02:44	74200	5,904.65
166	000:02:45	74420	5,922.16
167	000:02:46	74651	5,940.54
168	000:02:47	74868	5,957.81
169	000:02:48	75060	5,973.08
170	000:02:49	75234	5,986.93
171	000:02:50	75377	5,998.31
172	000:02:51	75471	6,005.79
173	000:02:52	75519	6,009.61
174	000:02:53	75467	6,005.47
175	000:02:54	75121	5,977.94
176	000:02:55	48936	3,894.20
177	000:02:55	35608	2,833.59

Concrete Test

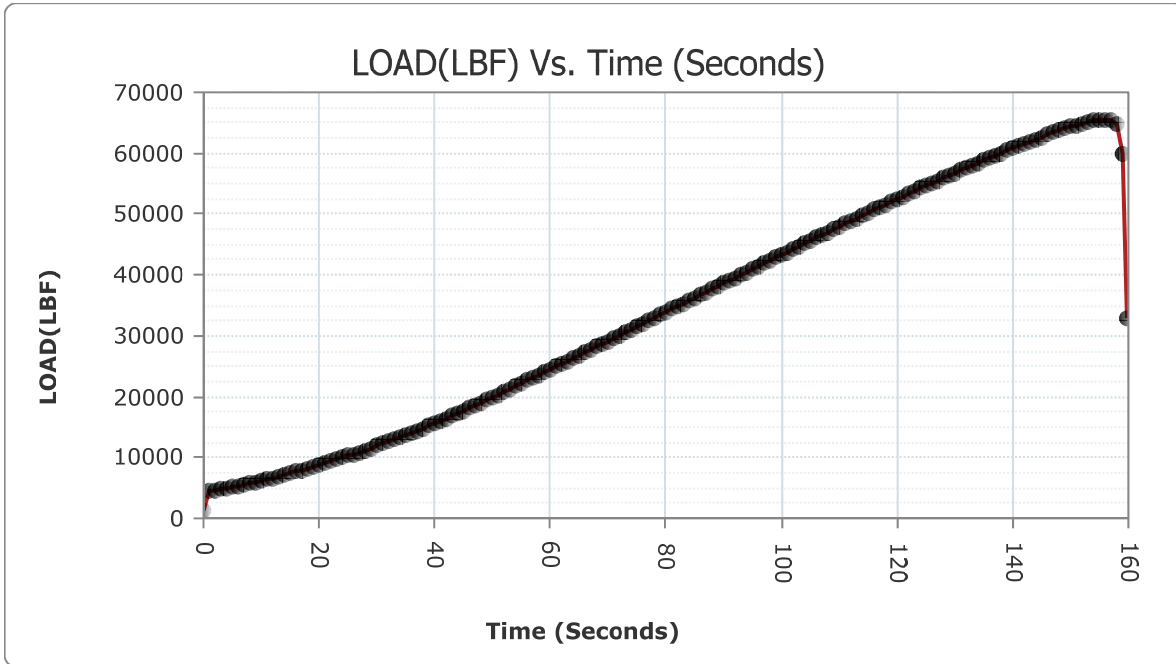
Sample Identification: W28_3

Machine ID: 6a127

Test Type: ASTM C39

3/10/2020

TYPE	PEAK VALUES	UNITS
LOAD	65597	LBF
Diameter	4.00	IN
Length	8.00	IN
Cross-Sectional Area	12.57	IN ²
Sample Age	0.0	day(s)
Corrected Stress	5220.03	PSI
Average Pace Rate	33.79	PSI/SEC
Fracture Type	Type 2	
Correction Factor	1.000	
Temperature @ START	76.1	°F
Temperature @ FINISH	76.0	°F



READ #	TIME	LOAD	STRESS (PSI)
1	000:00:00	1281	101.94
2	000:00:01	4612	367.01

HM Data Download - Concrete Test Results

READ #	TIME	LOAD	STRESS (PSI)
3	000:00:02	4607	366.61
4	000:00:03	4765	379.19
5	000:00:04	4941	393.19
6	000:00:05	5130	408.23
7	000:00:06	5331	424.23
8	000:00:07	5516	438.95
9	000:00:08	5729	455.90
10	000:00:09	5952	473.65
11	000:00:10	6183	492.03
12	000:00:11	6418	510.73
13	000:00:12	6662	530.15
14	000:00:13	6910	549.88
15	000:00:14	7139	568.10
16	000:00:15	7401	588.95
17	000:00:16	7668	610.20
18	000:00:17	7940	631.85
19	000:00:18	8219	654.05
20	000:00:19	8500	676.41
21	000:00:20	8762	697.26
22	000:00:21	9057	720.73
23	000:00:22	9355	744.45
24	000:00:23	9660	768.72
25	000:00:24	9968	793.23
26	000:00:25	10284	818.37
27	000:00:26	10572	841.29
28	000:00:27	10894	866.92
29	000:00:28	11224	893.18
30	000:00:29	11556	919.60
31	000:00:30	11894	946.49
32	000:00:31	12235	973.63
33	000:00:32	12546	998.38
34	000:00:33	12896	1,026.23
35	000:00:34	13248	1,054.24
36	000:00:35	13606	1,082.73
37	000:00:36	13970	1,111.70
38	000:00:37	14376	1,144.01
39	000:00:38	14756	1,174.25
40	000:00:39	15178	1,207.83

HM Data Download - Concrete Test Results

READ #	TIME	LOAD	STRESS (PSI)
41	000:00:40	15602	1,241.57
42	000:00:41	16030	1,275.63
43	000:00:42	16420	1,306.66
44	000:00:43	16863	1,341.91
45	000:00:44	17300	1,376.69
46	000:00:45	17699	1,408.44
47	000:00:46	18142	1,443.69
48	000:00:47	18589	1,479.27
49	000:00:48	19036	1,514.84
50	000:00:49	19481	1,550.25
51	000:00:50	19889	1,582.72
52	000:00:51	20341	1,618.69
53	000:00:52	20800	1,655.21
54	000:00:53	21256	1,691.50
55	000:00:54	21713	1,727.87
56	000:00:55	22174	1,764.55
57	000:00:56	22637	1,801.40
58	000:00:57	23055	1,834.66
59	000:00:58	23523	1,871.90
60	000:00:59	23990	1,909.06
61	000:01:00	24455	1,946.07
62	000:01:01	24929	1,983.79
63	000:01:02	25399	2,021.19
64	000:01:03	25825	2,055.09
65	000:01:04	26300	2,092.89
66	000:01:05	26777	2,130.85
67	000:01:06	27251	2,168.57
68	000:01:07	27727	2,206.44
69	000:01:08	28201	2,244.16
70	000:01:09	28637	2,278.86
71	000:01:10	29114	2,316.82
72	000:01:11	29593	2,354.94
73	000:01:12	30073	2,393.13
74	000:01:13	30551	2,431.17
75	000:01:14	31035	2,469.69
76	000:01:15	31514	2,507.80
77	000:01:16	31947	2,542.26
78	000:01:17	32428	2,580.54

HM Data Download - Concrete Test Results

READ #	TIME	LOAD	STRESS (PSI)
79	000:01:18	32910	2,618.89
80	000:01:19	33388	2,656.93
81	000:01:20	33872	2,695.45
82	000:01:21	34353	2,733.72
83	000:01:22	34786	2,768.18
84	000:01:23	35266	2,806.38
85	000:01:24	35750	2,844.89
86	000:01:25	36229	2,883.01
87	000:01:26	36710	2,921.29
88	000:01:27	37188	2,959.33
89	000:01:28	37622	2,993.86
90	000:01:29	38099	3,031.82
91	000:01:30	38585	3,070.50
92	000:01:31	39062	3,108.46
93	000:01:32	39541	3,146.57
94	000:01:33	40023	3,184.93
95	000:01:34	40502	3,223.05
96	000:01:35	40934	3,257.42
97	000:01:36	41411	3,295.38
98	000:01:37	41889	3,333.42
99	000:01:38	42370	3,371.70
100	000:01:39	42851	3,409.97
101	000:01:40	43285	3,444.51
102	000:01:41	43764	3,482.63
103	000:01:42	44241	3,520.59
104	000:01:43	44679	3,555.44
105	000:01:44	45161	3,593.80
106	000:01:45	45638	3,631.76
107	000:01:46	46110	3,669.32
108	000:01:47	46540	3,703.54
109	000:01:48	47011	3,741.02
110	000:01:49	47476	3,778.02
111	000:01:50	47943	3,815.18
112	000:01:51	48406	3,852.03
113	000:01:52	48870	3,888.95
114	000:01:53	49287	3,922.13
115	000:01:54	49748	3,958.82
116	000:01:55	50207	3,995.35

HM Data Download - Concrete Test Results

READ #	TIME	LOAD	STRESS (PSI)
117	000:01:56	50663	4,031.63
118	000:01:57	51118	4,067.84
119	000:01:58	51572	4,103.97
120	000:01:59	51983	4,136.68
121	000:02:00	52435	4,172.64
122	000:02:01	52886	4,208.53
123	000:02:02	53331	4,243.95
124	000:02:03	53778	4,279.52
125	000:02:04	54218	4,314.53
126	000:02:05	54663	4,349.94
127	000:02:06	55059	4,381.46
128	000:02:07	55494	4,416.07
129	000:02:08	55929	4,450.69
130	000:02:09	56361	4,485.07
131	000:02:10	56788	4,519.05
132	000:02:11	57215	4,553.02
133	000:02:12	57592	4,583.03
134	000:02:13	58011	4,616.37
135	000:02:14	58424	4,649.23
136	000:02:15	58837	4,682.10
137	000:02:16	59246	4,714.65
138	000:02:17	59650	4,746.80
139	000:02:18	60011	4,775.52
140	000:02:19	60407	4,807.04
141	000:02:20	60800	4,838.31
142	000:02:21	61189	4,869.27
143	000:02:22	61570	4,899.58
144	000:02:23	61948	4,929.67
145	000:02:24	62317	4,959.03
146	000:02:25	62643	4,984.97
147	000:02:26	63002	5,013.54
148	000:02:27	63352	5,041.39
149	000:02:28	63689	5,068.21
150	000:02:29	64020	5,094.55
151	000:02:30	64333	5,119.46
152	000:02:31	64606	5,141.18
153	000:02:32	64886	5,163.46
154	000:02:33	65140	5,183.68

HM Data Download - Concrete Test Results

READ #	TIME	LOAD	STRESS (PSI)
155	000:02:34	65368	5,201.82
156	000:02:35	65548	5,216.14
157	000:02:36	65590	5,219.49
158	000:02:37	65464	5,209.46
159	000:02:38	64905	5,164.98
160	000:02:39	59940	4,769.87
161	000:02:39	32793	2,609.58

Mix A - White

Target Temp: 50 F

Date Cast:	5/15/2020	Temp During Casting (F):	58
Time of Casting:	11:20:00 AM	Air Content (%):	5.8

Test Date:					Compressive Strength (psi)	AVE Compressive Strength (psi)
Date:	Time interval	Target Time	Actual Test Time	Time Elapsed (hr)		
5/15/2020	1.5 HR	12:50:00 PM	1:13:00 PM	1.88	4221	
5/15/2020	1.5 HR	12:50:00 PM	1:16:00 PM	1.93	4242	4074
5/15/2020	1.5 HR	12:50:00 PM	1:19:00 PM	1.98	3760	
5/15/2020	2 HR	1:20:00 PM	1:58:00 PM	2.63	3720	
5/15/2020	2 HR	1:20:00 PM	2:01:00 PM	2.68	1800	3159
5/15/2020	2 HR	1:20:00 PM	2:04:00 PM	2.73	3958	
5/15/2020	2.5 HR	1:50:00 PM	2:56:00 PM	3.60	4657	
5/15/2020	2.5 HR	1:50:00 PM	2:59:00 PM	3.65	2336	4355
5/15/2020	2.5 HR	1:50:00 PM	3:02:00 PM	3.70	6073	
5/15/2020	3 HR	2:20:00 PM	4:12:00 PM	4.87	6091	
5/15/2020	3 HR	2:20:00 PM	4:17:00 PM	4.95	4513	5014
5/15/2020	3 HR	2:20:00 PM	4:22:00 PM	5.03	4438	
5/15/2020	3.5 HR	2:50:00 PM	5:04:00 PM	5.73	3199	
5/15/2020	3.5 HR	2:50:00 PM	5:07:00 PM	5.78	2627	3489
5/15/2020	3.5 HR	2:50:00 PM	5:13:00 PM	5.88	4641	
5/15/2020	4 HR	3:20:00 PM	5:53:00 PM	6.55	5775	
5/15/2020	4 HR	3:20:00 PM	5:56:00 PM	6.60	3032	4796
5/15/2020	4 HR	3:20:00 PM	6:00:00 PM	6.67	5582	
5/15/2020	6 HR	5:20:00 PM	6:29:00 PM	7.15	4703	
5/15/2020	6 HR	5:20:00 PM	6:32:00 PM	7.20	4432	4621
5/15/2020	6 HR	5:20:00 PM	6:35:00 PM	7.25	4729	
5/16/2020	24 HR	11:20:00 AM	11:12:00 AM	23.87	3630	
5/16/2020	24 HR	11:20:00 AM	11:15:00 AM	23.92	5726	4935
5/16/2020	24 HR	11:20:00 AM	11:18:00 AM	23.97	5450	
5/18/2020	3 DAY	11:20:00 AM	11:36:00 AM	72.27	4771	
5/18/2020	3 DAY	11:20:00 AM	11:41:00 AM	72.35	6350	5729
5/18/2020	3 DAY	11:20:00 AM	11:43:00 AM	72.38	6067	
6/12/2020	28 DAY	11:20:00 AM	11:12:00 AM	671.87	7074	
6/12/2020	28 DAY	11:20:00 AM	11:17:00 AM	671.95	6933	6848
6/12/2020	28 DAY	11:20:00 AM	11:21:00 AM	672.02	6537	

Concrete Test

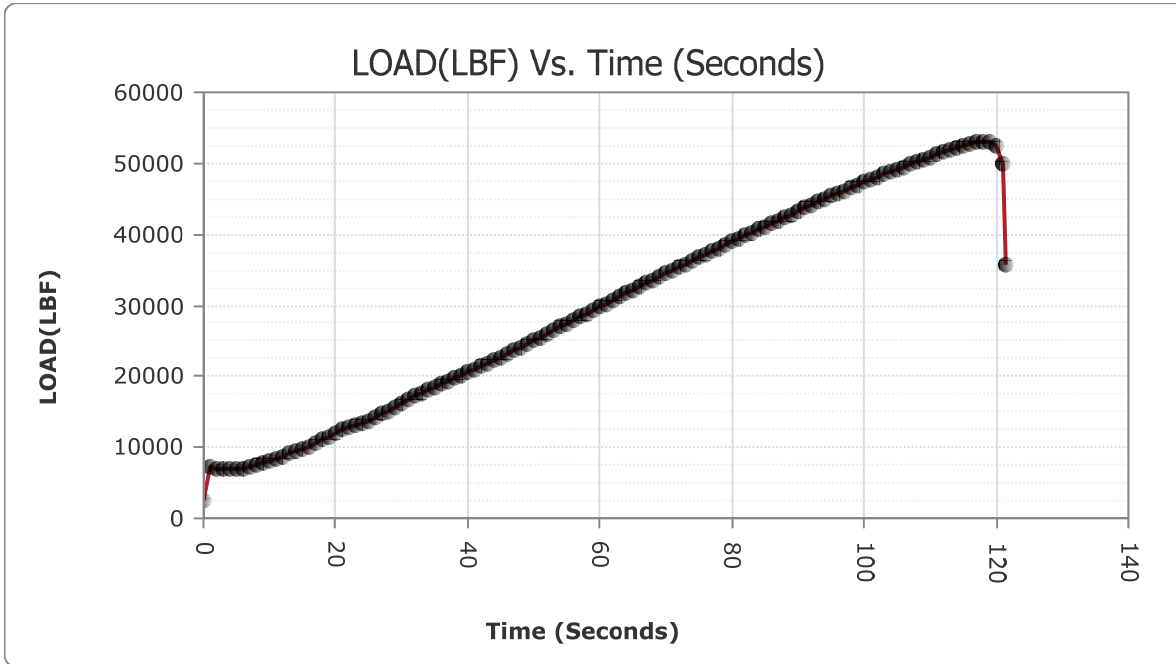
Sample Identification: W15_1

Machine ID: 6a127

Test Type: ASTM C39

5/15/2020

TYPE	PEAK VALUES	UNITS
LOAD	53045	LBF
Diameter	4.00	IN
Length	8.00	IN
Cross-Sectional Area	12.57	IN ²
Sample Age	0.0	day(s)
Corrected Stress	4221.21	PSI
Average Pace Rate	414.04	LBF
Fracture Type	Type 6	
Correction Factor	1.000	
Temperature @ START	84.1	°F
Temperature @ FINISH	84.0	°F



READ #	TIME	LOAD	STRESS (PSI)
1	000:00:00	2575	204.91
2	000:00:01	7286	579.80

HM Data Download - Concrete Test Results

READ #	TIME	LOAD	STRESS (PSI)
3	000:00:02	7087	563.97
4	000:00:03	6981	555.53
5	000:00:04	6906	549.56
6	000:00:05	6864	546.22
7	000:00:06	6991	556.33
8	000:00:07	7228	575.19
9	000:00:08	7503	597.07
10	000:00:09	7776	618.79
11	000:00:10	8106	645.05
12	000:00:11	8429	670.76
13	000:00:12	8736	695.19
14	000:00:13	9074	722.09
15	000:00:14	9418	749.46
16	000:00:15	9782	778.43
17	000:00:16	10167	809.06
18	000:00:17	10617	844.87
19	000:00:18	11080	881.72
20	000:00:19	11567	920.47
21	000:00:20	12010	955.73
22	000:00:21	12492	994.08
23	000:00:22	12777	1,016.76
24	000:00:23	13041	1,037.77
25	000:00:24	13328	1,060.61
26	000:00:25	13734	1,092.92
27	000:00:26	14203	1,130.24
28	000:00:27	14695	1,169.39
29	000:00:28	15203	1,209.82
30	000:00:29	15667	1,246.74
31	000:00:30	16194	1,288.68
32	000:00:31	16748	1,332.76
33	000:00:32	17258	1,373.35
34	000:00:33	17688	1,407.57
35	000:00:34	18123	1,442.18
36	000:00:35	18536	1,475.05
37	000:00:36	18938	1,507.04
38	000:00:37	19295	1,535.45
39	000:00:38	19709	1,568.39
40	000:00:39	20137	1,602.45

HM Data Download - Concrete Test Results

READ #	TIME	LOAD	STRESS (PSI)
41	000:00:40	20573	1,637.15
42	000:00:41	20975	1,669.14
43	000:00:42	21416	1,704.23
44	000:00:43	21864	1,739.88
45	000:00:44	22310	1,775.37
46	000:00:45	22723	1,808.24
47	000:00:46	23183	1,844.84
48	000:00:47	23653	1,882.25
49	000:00:48	24128	1,920.05
50	000:00:49	24559	1,954.34
51	000:00:50	25041	1,992.70
52	000:00:51	25525	2,031.21
53	000:00:52	26013	2,070.05
54	000:00:53	26451	2,104.90
55	000:00:54	26938	2,143.66
56	000:00:55	27423	2,182.25
57	000:00:56	27907	2,220.77
58	000:00:57	28348	2,255.86
59	000:00:58	28830	2,294.22
60	000:00:59	29319	2,333.13
61	000:01:00	29800	2,371.41
62	000:01:01	30237	2,406.18
63	000:01:02	30721	2,444.70
64	000:01:03	31206	2,483.29
65	000:01:04	31689	2,521.73
66	000:01:05	32122	2,556.19
67	000:01:06	32605	2,594.62
68	000:01:07	33081	2,632.50
69	000:01:08	33567	2,671.18
70	000:01:09	33996	2,705.32
71	000:01:10	34474	2,743.35
72	000:01:11	34949	2,781.15
73	000:01:12	35426	2,819.11
74	000:01:13	35850	2,852.85
75	000:01:14	36310	2,889.46
76	000:01:15	36766	2,925.75
77	000:01:16	37220	2,961.87
78	000:01:17	37627	2,994.26

HM Data Download - Concrete Test Results

READ #	TIME	LOAD	STRESS (PSI)
79	000:01:18	38080	3,030.31
80	000:01:19	38528	3,065.96
81	000:01:20	38974	3,101.45
82	000:01:21	39375	3,133.36
83	000:01:22	39817	3,168.54
84	000:01:23	40256	3,203.47
85	000:01:24	40691	3,238.09
86	000:01:25	41084	3,269.36
87	000:01:26	41515	3,303.66
88	000:01:27	41949	3,338.20
89	000:01:28	42389	3,373.21
90	000:01:29	42795	3,405.52
91	000:01:30	43239	3,440.85
92	000:01:31	43687	3,476.50
93	000:01:32	44126	3,511.44
94	000:01:33	44517	3,542.55
95	000:01:34	44942	3,576.37
96	000:01:35	45369	3,610.35
97	000:01:36	45789	3,643.77
98	000:01:37	46160	3,673.30
99	000:01:38	46568	3,705.76
100	000:01:39	46970	3,737.75
101	000:01:40	47366	3,769.27
102	000:01:41	47716	3,797.12
103	000:01:42	48099	3,827.60
104	000:01:43	48475	3,857.52
105	000:01:44	48843	3,886.80
106	000:01:45	49166	3,912.51
107	000:01:46	49519	3,940.60
108	000:01:47	49861	3,967.81
109	000:01:48	50224	3,996.70
110	000:01:49	50548	4,022.48
111	000:01:50	50909	4,051.21
112	000:01:51	51264	4,079.46
113	000:01:52	51614	4,107.31
114	000:01:53	51911	4,130.95
115	000:01:54	52232	4,156.49
116	000:01:55	52527	4,179.97

HM Data Download - Concrete Test Results

READ #	TIME	LOAD	STRESS (PSI)
117	000:01:56	52769	4,199.22
118	000:01:57	52951	4,213.71
119	000:01:58	53045	4,221.19
120	000:01:59	52916	4,210.92
121	000:02:00	52331	4,164.37
122	000:02:01	50034	3,981.58
123	000:02:01	35677	2,839.09

Concrete Test

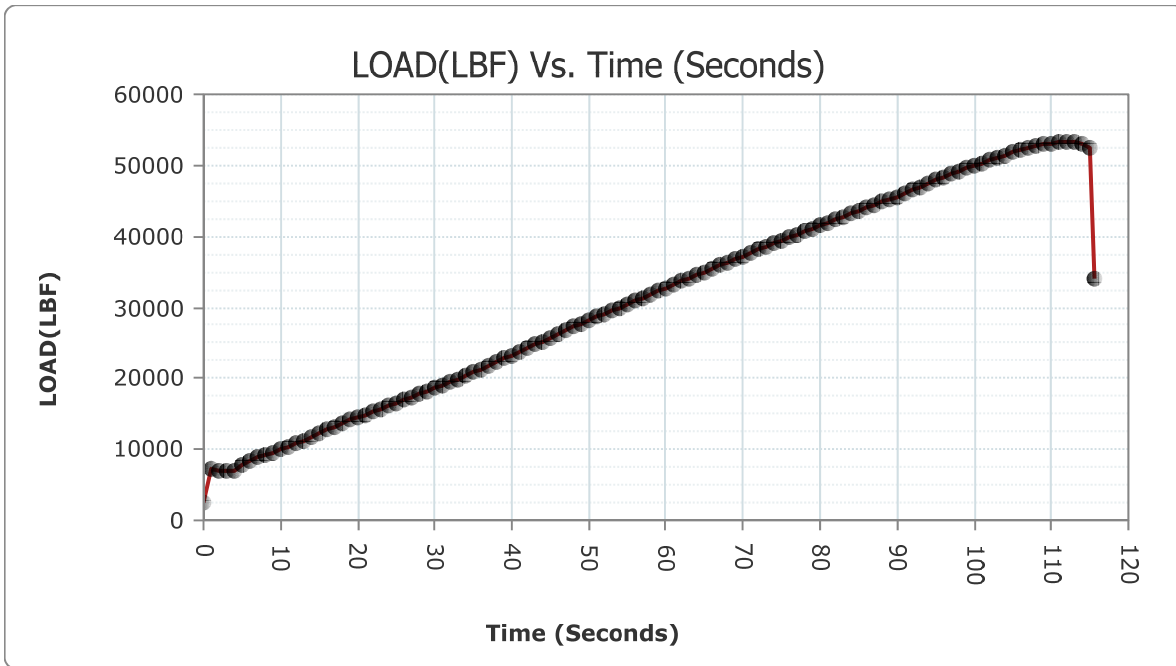
Sample Identification: W15_2

Machine ID: 6a127

Test Type: ASTM C39

5/15/2020

TYPE	PEAK VALUES	UNITS
LOAD	53309	LBF
Diameter	4.00	IN
Length	8.00	IN
Cross-Sectional Area	12.57	IN ²
Sample Age	0.0	day(s)
Corrected Stress	4242.19	PSI
Average Pace Rate	416.14	LBF
Fracture Type	Type 6	
Correction Factor	1.000	
Temperature @ START	84.0	°F
Temperature @ FINISH	84.2	°F



READ #	TIME	LOAD	STRESS (PSI)
1	000:00:00	2576	204.99
2	000:00:01	7328	583.14

HM Data Download - Concrete Test Results

READ #	TIME	LOAD	STRESS (PSI)
3	000:00:02	7019	558.55
4	000:00:03	6876	547.17
5	000:00:04	7031	559.51
6	000:00:05	7679	611.08
7	000:00:06	8355	664.87
8	000:00:07	8895	707.84
9	000:00:08	9287	739.04
10	000:00:09	9614	765.06
11	000:00:10	9973	793.63
12	000:00:11	10380	826.01
13	000:00:12	10850	863.42
14	000:00:13	11289	898.35
15	000:00:14	11782	937.58
16	000:00:15	12280	977.21
17	000:00:16	12777	1,016.76
18	000:00:17	13221	1,052.09
19	000:00:18	13687	1,089.18
20	000:00:19	14149	1,125.94
21	000:00:20	14571	1,159.52
22	000:00:21	14916	1,186.98
23	000:00:22	15296	1,217.22
24	000:00:23	15690	1,248.57
25	000:00:24	16101	1,281.28
26	000:00:25	16481	1,311.52
27	000:00:26	16909	1,345.58
28	000:00:27	17343	1,380.11
29	000:00:28	17775	1,414.49
30	000:00:29	18173	1,446.16
31	000:00:30	18612	1,481.10
32	000:00:31	19053	1,516.19
33	000:00:32	19502	1,551.92
34	000:00:33	19948	1,587.41
35	000:00:34	20364	1,620.52
36	000:00:35	20840	1,658.39
37	000:00:36	21326	1,697.07
38	000:00:37	21821	1,736.46
39	000:00:38	22266	1,771.87
40	000:00:39	22766	1,811.66

HM Data Download - Concrete Test Results

READ #	TIME	LOAD	STRESS (PSI)
41	000:00:40	23270	1,851.77
42	000:00:41	23777	1,892.11
43	000:00:42	24232	1,928.32
44	000:00:43	24742	1,968.91
45	000:00:44	25250	2,009.33
46	000:00:45	25760	2,049.92
47	000:00:46	26220	2,086.52
48	000:00:47	26723	2,126.55
49	000:00:48	27223	2,166.34
50	000:00:49	27724	2,206.21
51	000:00:50	28171	2,241.78
52	000:00:51	28641	2,279.18
53	000:00:52	29109	2,316.42
54	000:00:53	29577	2,353.66
55	000:00:54	29997	2,387.09
56	000:00:55	30471	2,424.81
57	000:00:56	30943	2,462.37
58	000:00:57	31363	2,495.79
59	000:00:58	31830	2,532.95
60	000:00:59	32299	2,570.27
61	000:01:00	32764	2,607.28
62	000:01:01	33181	2,640.46
63	000:01:02	33646	2,677.46
64	000:01:03	34110	2,714.39
65	000:01:04	34569	2,750.91
66	000:01:05	34986	2,784.10
67	000:01:06	35446	2,820.70
68	000:01:07	35903	2,857.07
69	000:01:08	36360	2,893.44
70	000:01:09	36774	2,926.38
71	000:01:10	37227	2,962.43
72	000:01:11	37681	2,998.56
73	000:01:12	38129	3,034.21
74	000:01:13	38581	3,070.18
75	000:01:14	38982	3,102.09
76	000:01:15	39426	3,137.42
77	000:01:16	39867	3,172.52
78	000:01:17	40305	3,207.37

HM Data Download - Concrete Test Results

READ #	TIME	LOAD	STRESS (PSI)
79	000:01:18	40699	3,238.72
80	000:01:19	41131	3,273.10
81	000:01:20	41562	3,307.40
82	000:01:21	41989	3,341.38
83	000:01:22	42371	3,371.78
84	000:01:23	42793	3,405.36
85	000:01:24	43213	3,438.78
86	000:01:25	43624	3,471.49
87	000:01:26	43993	3,500.85
88	000:01:27	44403	3,533.48
89	000:01:28	44801	3,565.15
90	000:01:29	45215	3,598.10
91	000:01:30	45614	3,629.85
92	000:01:31	46065	3,665.74
93	000:01:32	46543	3,703.77
94	000:01:33	47017	3,741.49
95	000:01:34	47438	3,775.00
96	000:01:35	47899	3,811.68
97	000:01:36	48349	3,847.49
98	000:01:37	48784	3,882.11
99	000:01:38	49168	3,912.67
100	000:01:39	49581	3,945.53
101	000:01:40	49975	3,976.88
102	000:01:41	50360	4,007.52
103	000:01:42	50693	4,034.02
104	000:01:43	51066	4,063.70
105	000:01:44	51426	4,092.35
106	000:01:45	51774	4,120.04
107	000:01:46	52067	4,143.36
108	000:01:47	52370	4,167.47
109	000:01:48	52662	4,190.71
110	000:01:49	52916	4,210.92
111	000:01:50	53127	4,227.71
112	000:01:51	53269	4,239.01
113	000:01:52	53308	4,242.12
114	000:01:53	53244	4,237.02
115	000:01:54	53061	4,222.46
116	000:01:55	52499	4,177.74

HM Data Download - Concrete Test Results

READ #	TIME	LOAD	STRESS (PSI)
117	000:01:55	33936	2,700.54

Concrete Test

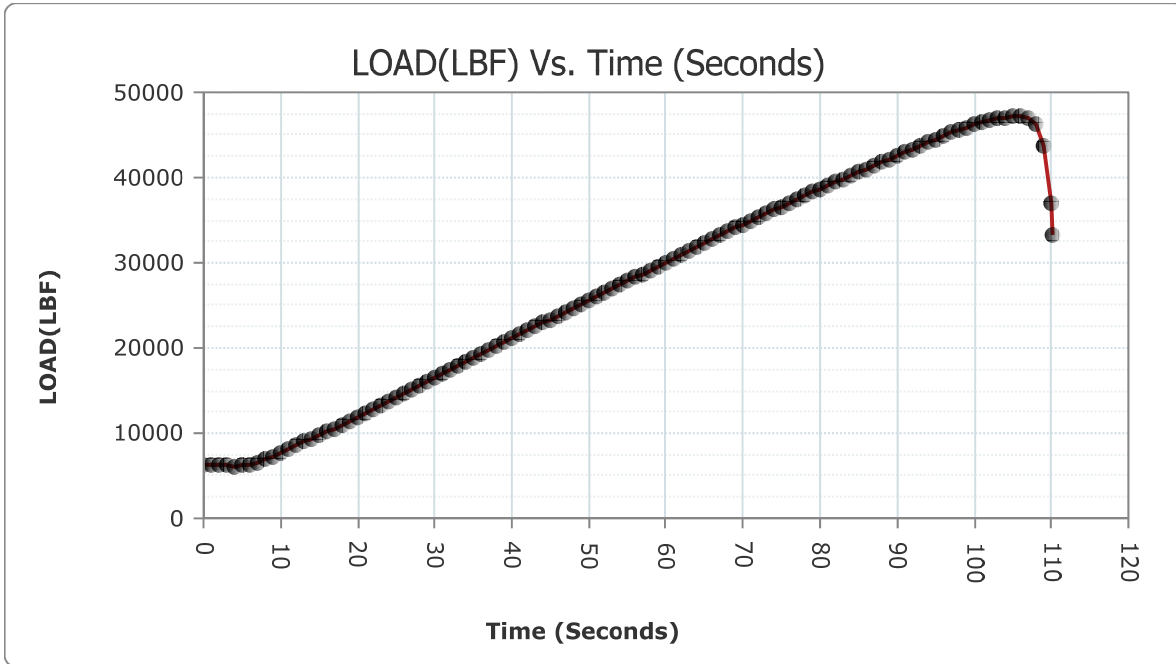
Sample Identification: W15_3

Machine ID: 6a127

Test Type: ASTM C39

5/15/2020

TYPE	PEAK VALUES	UNITS
LOAD	47248	LBF
Diameter	4.00	IN
Length	8.00	IN
Cross-Sectional Area	12.57	IN ²
Sample Age	0.0	day(s)
Corrected Stress	3759.87	PSI
Average Pace Rate	397.42	LBF
Fracture Type	Type 6	
Correction Factor	1.000	
Temperature @ START	84.3	°F
Temperature @ FINISH	85.0	°F



READ #	TIME	LOAD	STRESS (PSI)
1	000:00:00	6390	508.50
2	000:00:01	6280	499.75

HM Data Download - Concrete Test Results

READ #	TIME	LOAD	STRESS (PSI)
3	000:00:02	6231	495.85
4	000:00:03	6185	492.19
5	000:00:04	6158	490.04
6	000:00:05	6167	490.75
7	000:00:06	6318	502.77
8	000:00:07	6622	526.96
9	000:00:08	6963	554.10
10	000:00:09	7299	580.84
11	000:00:10	7712	613.70
12	000:00:11	8143	648.00
13	000:00:12	8642	687.71
14	000:00:13	8993	715.64
15	000:00:14	9383	746.68
16	000:00:15	9786	778.75
17	000:00:16	10175	809.70
18	000:00:17	10523	837.39
19	000:00:18	10921	869.07
20	000:00:19	11360	904.00
21	000:00:20	11837	941.96
22	000:00:21	12284	977.53
23	000:00:22	12796	1,018.27
24	000:00:23	13309	1,059.10
25	000:00:24	13836	1,101.03
26	000:00:25	14266	1,135.25
27	000:00:26	14725	1,171.78
28	000:00:27	15194	1,209.10
29	000:00:28	15662	1,246.34
30	000:00:29	16088	1,280.24
31	000:00:30	16560	1,317.80
32	000:00:31	17024	1,354.73
33	000:00:32	17488	1,391.65
34	000:00:33	17906	1,424.91
35	000:00:34	18372	1,462.00
36	000:00:35	18834	1,498.76
37	000:00:36	19301	1,535.92
38	000:00:37	19722	1,569.43
39	000:00:38	20197	1,607.23
40	000:00:39	20669	1,644.79

HM Data Download - Concrete Test Results

READ #	TIME	LOAD	STRESS (PSI)
41	000:00:40	21135	1,681.87
42	000:00:41	21543	1,714.34
43	000:00:42	22007	1,751.26
44	000:00:43	22466	1,787.79
45	000:00:44	22934	1,825.03
46	000:00:45	23354	1,858.45
47	000:00:46	23819	1,895.46
48	000:00:47	24273	1,931.58
49	000:00:48	24718	1,967.00
50	000:00:49	25125	1,999.38
51	000:00:50	25573	2,035.03
52	000:00:51	26026	2,071.08
53	000:00:52	26477	2,106.97
54	000:00:53	26884	2,139.36
55	000:00:54	27350	2,176.44
56	000:00:55	27819	2,213.77
57	000:00:56	28286	2,250.93
58	000:00:57	28706	2,284.35
59	000:00:58	29174	2,321.59
60	000:00:59	29639	2,358.60
61	000:01:00	30100	2,395.28
62	000:01:01	30515	2,428.31
63	000:01:02	30978	2,465.15
64	000:01:03	31436	2,501.60
65	000:01:04	31894	2,538.04
66	000:01:05	32305	2,570.75
67	000:01:06	32759	2,606.88
68	000:01:07	33213	2,643.01
69	000:01:08	33667	2,679.13
70	000:01:09	34070	2,711.20
71	000:01:10	34512	2,746.38
72	000:01:11	34947	2,780.99
73	000:01:12	35379	2,815.37
74	000:01:13	35767	2,846.25
75	000:01:14	36195	2,880.31
76	000:01:15	36623	2,914.37
77	000:01:16	37046	2,948.03
78	000:01:17	37427	2,978.35

HM Data Download - Concrete Test Results

READ #	TIME	LOAD	STRESS (PSI)
79	000:01:18	37845	3,011.61
80	000:01:19	38260	3,044.63
81	000:01:20	38672	3,077.42
82	000:01:21	39038	3,106.55
83	000:01:22	39446	3,139.01
84	000:01:23	39847	3,170.92
85	000:01:24	40243	3,202.44
86	000:01:25	40599	3,230.77
87	000:01:26	40994	3,262.20
88	000:01:27	41383	3,293.15
89	000:01:28	41772	3,324.11
90	000:01:29	42126	3,352.28
91	000:01:30	42527	3,384.19
92	000:01:31	42928	3,416.10
93	000:01:32	43341	3,448.97
94	000:01:33	43744	3,481.04
95	000:01:34	44108	3,510.00
96	000:01:35	44511	3,542.07
97	000:01:36	44893	3,572.47
98	000:01:37	45256	3,601.36
99	000:01:38	45567	3,626.11
100	000:01:39	45889	3,651.73
101	000:01:40	46185	3,675.29
102	000:01:41	46454	3,696.69
103	000:01:42	46663	3,713.32
104	000:01:43	46882	3,730.75
105	000:01:44	47075	3,746.11
106	000:01:45	47200	3,756.06
107	000:01:46	47245	3,759.64
108	000:01:47	47071	3,745.79
109	000:01:48	46178	3,674.73
110	000:01:49	43759	3,482.23
111	000:01:50	36967	2,941.74
112	000:01:50	33207	2,642.53

Concrete Test

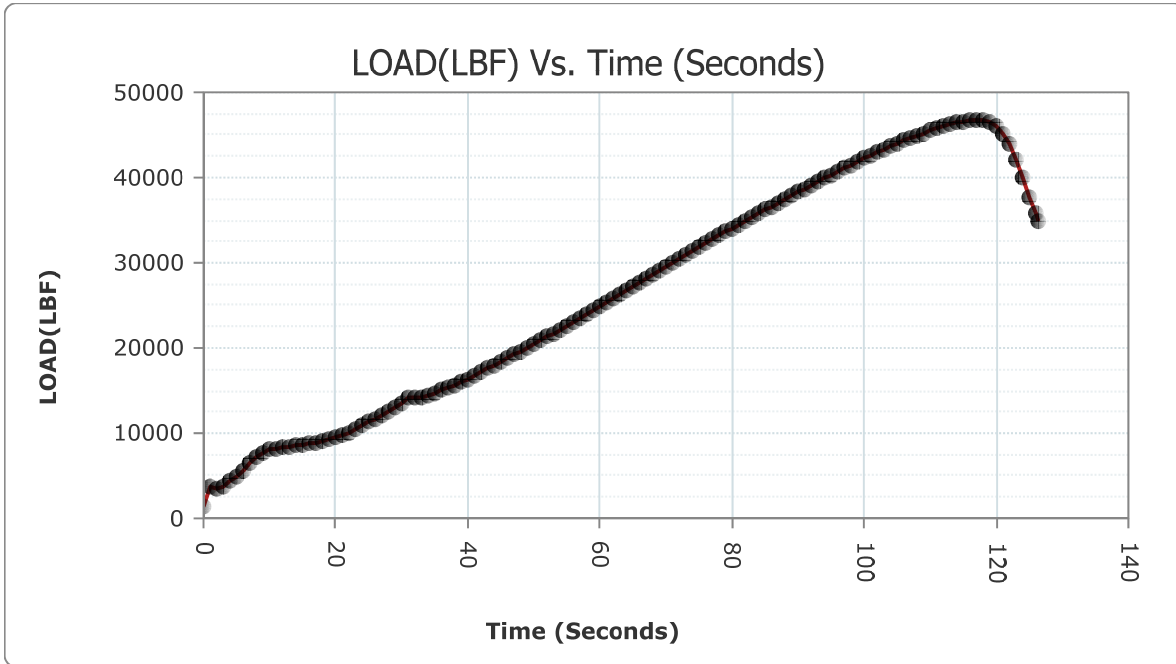
Sample Identification: W2_1

Machine ID: 6a127

Test Type: ASTM C39

5/15/2020

TYPE	PEAK VALUES	UNITS
LOAD	46753	LBF
Diameter	4.00	IN
Length	8.00	IN
Cross-Sectional Area	12.57	IN ²
Sample Age	0.0	day(s)
Corrected Stress	3720.45	PSI
Average Pace Rate	392.95	LBF
Fracture Type	Type 1	
Correction Factor	1.000	
Temperature @ START	85.0	°F
Temperature @ FINISH	85.7	°F



READ #	TIME	LOAD	STRESS (PSI)
1	000:00:00	1406	111.89
2	000:00:01	3664	291.57

HM Data Download - Concrete Test Results

READ #	TIME	LOAD	STRESS (PSI)
3	000:00:02	3538	281.55
4	000:00:03	3835	305.18
5	000:00:04	4325	344.17
6	000:00:05	4901	390.01
7	000:00:06	5637	448.58
8	000:00:07	6403	509.53
9	000:00:08	7165	570.17
10	000:00:09	7782	619.27
11	000:00:10	8192	651.90
12	000:00:11	8245	656.12
13	000:00:12	8326	662.56
14	000:00:13	8429	670.76
15	000:00:14	8551	680.47
16	000:00:15	8656	688.82
17	000:00:16	8752	696.46
18	000:00:17	8845	703.86
19	000:00:18	9035	718.98
20	000:00:19	9270	737.68
21	000:00:20	9517	757.34
22	000:00:21	9741	775.16
23	000:00:22	10098	803.57
24	000:00:23	10492	834.93
25	000:00:24	10880	865.80
26	000:00:25	11281	897.71
27	000:00:26	11655	927.48
28	000:00:27	12119	964.40
29	000:00:28	12616	1,003.95
30	000:00:29	13129	1,044.77
31	000:00:30	13596	1,081.94
32	000:00:31	14105	1,122.44
33	000:00:32	14235	1,132.79
34	000:00:33	14269	1,135.49
35	000:00:34	14416	1,147.19
36	000:00:35	14691	1,169.07
37	000:00:36	15011	1,194.54
38	000:00:37	15334	1,220.24
39	000:00:38	15628	1,243.64
40	000:00:39	15964	1,270.37

HM Data Download - Concrete Test Results

READ #	TIME	LOAD	STRESS (PSI)
41	000:00:40	16368	1,302.52
42	000:00:41	16779	1,335.23
43	000:00:42	17146	1,364.44
44	000:00:43	17560	1,397.38
45	000:00:44	17976	1,430.48
46	000:00:45	18392	1,463.59
47	000:00:46	18772	1,493.83
48	000:00:47	19194	1,527.41
49	000:00:48	19617	1,561.07
50	000:00:49	20044	1,595.05
51	000:00:50	20427	1,625.53
52	000:00:51	20857	1,659.75
53	000:00:52	21288	1,694.05
54	000:00:53	21730	1,729.22
55	000:00:54	22154	1,762.96
56	000:00:55	22628	1,800.68
57	000:00:56	23114	1,839.35
58	000:00:57	23539	1,873.17
59	000:00:58	24014	1,910.97
60	000:00:59	24489	1,948.77
61	000:01:00	24961	1,986.33
62	000:01:01	25388	2,020.31
63	000:01:02	25862	2,058.03
64	000:01:03	26340	2,096.07
65	000:01:04	26815	2,133.87
66	000:01:05	27246	2,168.17
67	000:01:06	27720	2,205.89
68	000:01:07	28202	2,244.24
69	000:01:08	28679	2,282.20
70	000:01:09	29109	2,316.42
71	000:01:10	29584	2,354.22
72	000:01:11	30061	2,392.18
73	000:01:12	30531	2,429.58
74	000:01:13	30995	2,466.50
75	000:01:14	31410	2,499.53
76	000:01:15	31865	2,535.74
77	000:01:16	32314	2,571.47
78	000:01:17	32767	2,607.51

HM Data Download - Concrete Test Results

READ #	TIME	LOAD	STRESS (PSI)
79	000:01:18	33168	2,639.43
80	000:01:19	33620	2,675.39
81	000:01:20	34065	2,710.81
82	000:01:21	34511	2,746.30
83	000:01:22	34910	2,778.05
84	000:01:23	35349	2,812.98
85	000:01:24	35789	2,848.00
86	000:01:25	36231	2,883.17
87	000:01:26	36621	2,914.21
88	000:01:27	37057	2,948.90
89	000:01:28	37486	2,983.04
90	000:01:29	37918	3,017.42
91	000:01:30	38298	3,047.66
92	000:01:31	38716	3,080.92
93	000:01:32	39134	3,114.18
94	000:01:33	39547	3,147.05
95	000:01:34	39915	3,176.33
96	000:01:35	40326	3,209.04
97	000:01:36	40733	3,241.43
98	000:01:37	41133	3,273.26
99	000:01:38	41490	3,301.67
100	000:01:39	41880	3,332.70
101	000:01:40	42259	3,362.86
102	000:01:41	42636	3,392.86
103	000:01:42	42969	3,419.36
104	000:01:43	43327	3,447.85
105	000:01:44	43677	3,475.71
106	000:01:45	44020	3,503.00
107	000:01:46	44316	3,526.56
108	000:01:47	44636	3,552.02
109	000:01:48	44939	3,576.13
110	000:01:49	45228	3,599.13
111	000:01:50	45476	3,618.86
112	000:01:51	45763	3,641.70
113	000:01:52	46028	3,662.79
114	000:01:53	46262	3,681.41
115	000:01:54	46440	3,695.58
116	000:01:55	46593	3,707.75

HM Data Download - Concrete Test Results

READ #	TIME	LOAD	STRESS (PSI)
117	000:01:56	46691	3,715.55
118	000:01:57	46747	3,720.01
119	000:01:58	46719	3,717.78
120	000:01:59	46507	3,700.91
121	000:02:00	46004	3,660.88
122	000:02:01	45207	3,597.46
123	000:02:02	43861	3,490.35
124	000:02:03	42106	3,350.69
125	000:02:04	40056	3,187.56
126	000:02:05	37774	3,005.96
127	000:02:06	35737	2,843.86
128	000:02:06	34916	2,778.53

Concrete Test

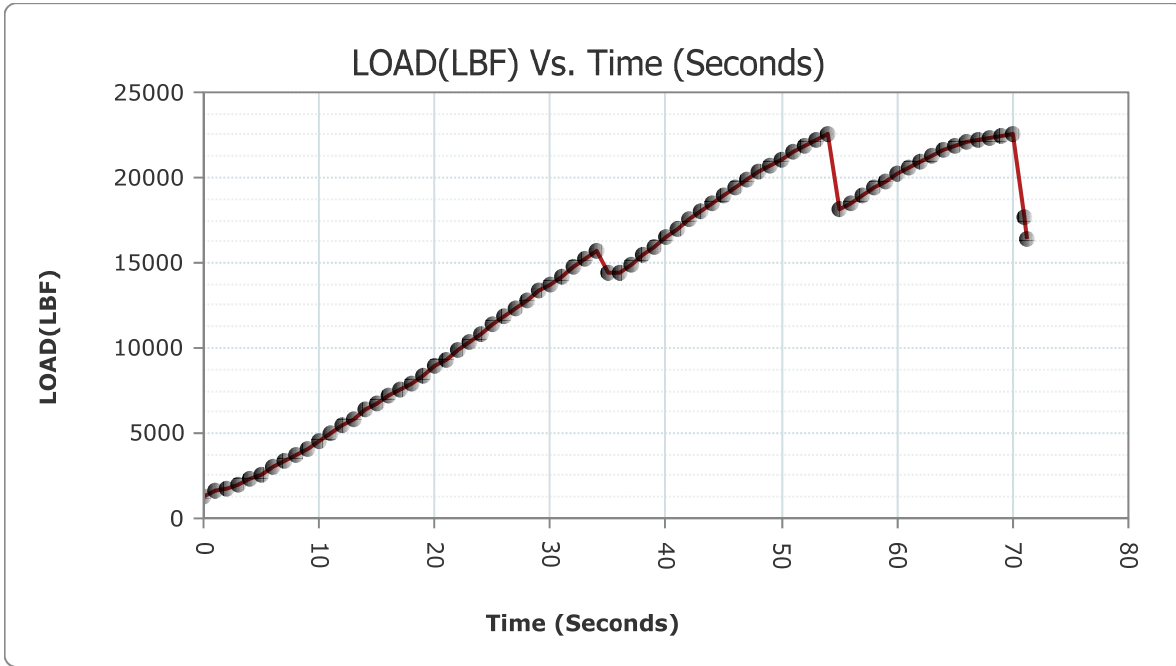
Sample Identification: W2_2

Machine ID: 6a127

Test Type: ASTM C39

5/15/2020

TYPE	PEAK VALUES	UNITS
LOAD	22630	LBF
Diameter	4.00	IN
Length	8.00	IN
Cross-Sectional Area	12.57	IN ²
Sample Age	0.0	day(s)
Corrected Stress	1800.80	PSI
Average Pace Rate	257.21	LBF
Fracture Type	Type 1	
Correction Factor	1.000	
Temperature @ START	86.2	°F
Temperature @ FINISH	86.4	°F



READ #	TIME	LOAD	STRESS (PSI)
1	000:00:00	1253	99.71
2	000:00:01	1585	126.13

HM Data Download - Concrete Test Results

READ #	TIME	LOAD	STRESS (PSI)
3	000:00:02	1697	135.04
4	000:00:03	1949	155.10
5	000:00:04	2275	181.04
6	000:00:05	2605	207.30
7	000:00:06	2982	237.30
8	000:00:07	3335	265.39
9	000:00:08	3718	295.87
10	000:00:09	4085	325.07
11	000:00:10	4530	360.49
12	000:00:11	5003	398.13
13	000:00:12	5464	434.81
14	000:00:13	5872	467.28
15	000:00:14	6340	504.52
16	000:00:15	6753	537.39
17	000:00:16	7166	570.25
18	000:00:17	7532	599.38
19	000:00:18	7962	633.60
20	000:00:19	8427	670.60
21	000:00:20	8903	708.48
22	000:00:21	9341	743.33
23	000:00:22	9835	782.64
24	000:00:23	10341	822.91
25	000:00:24	10851	863.50
26	000:00:25	11360	904.00
27	000:00:26	11818	940.45
28	000:00:27	12331	981.27
29	000:00:28	12834	1,021.30
30	000:00:29	13317	1,059.73
31	000:00:30	13738	1,093.24
32	000:00:31	14225	1,131.99
33	000:00:32	14717	1,171.14
34	000:00:33	15199	1,209.50
35	000:00:34	15642	1,244.75
36	000:00:35	14436	1,148.78
37	000:00:36	14381	1,144.40
38	000:00:37	14869	1,183.24
39	000:00:38	15429	1,227.80
40	000:00:39	15981	1,271.73

HM Data Download - Concrete Test Results

READ #	TIME	LOAD	STRESS (PSI)
41	000:00:40	16524	1,314.94
42	000:00:41	16996	1,352.50
43	000:00:42	17521	1,394.28
44	000:00:43	18038	1,435.42
45	000:00:44	18533	1,474.81
46	000:00:45	18961	1,508.87
47	000:00:46	19411	1,544.68
48	000:00:47	19854	1,579.93
49	000:00:48	20295	1,615.02
50	000:00:49	20682	1,645.82
51	000:00:50	21099	1,679.01
52	000:00:51	21503	1,711.15
53	000:00:52	21893	1,742.19
54	000:00:53	22228	1,768.85
55	000:00:54	22570	1,796.06
56	000:00:55	18144	1,443.85
57	000:00:56	18524	1,474.09
58	000:00:57	18931	1,506.48
59	000:00:58	19377	1,541.97
60	000:00:59	19810	1,576.43
61	000:01:00	20230	1,609.85
62	000:01:01	20583	1,637.94
63	000:01:02	20955	1,667.55
64	000:01:03	21293	1,694.44
65	000:01:04	21603	1,719.11
66	000:01:05	21851	1,738.85
67	000:01:06	22059	1,755.40
68	000:01:07	22216	1,767.89
69	000:01:08	22313	1,775.61
70	000:01:09	22425	1,784.52
71	000:01:10	22559	1,795.19
72	000:01:11	17665	1,405.74
73	000:01:11	16342	1,300.46

Concrete Test

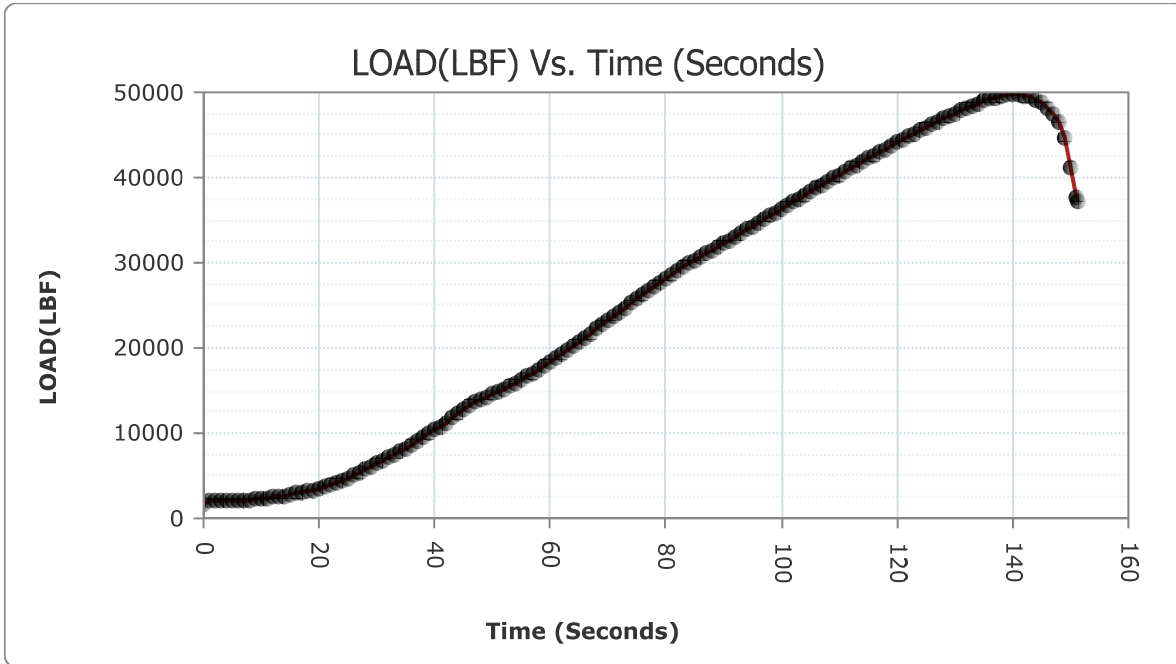
Sample Identification: W2_3

Machine ID: 6a127

Test Type: ASTM C39

5/15/2020

TYPE	PEAK VALUES	UNITS
LOAD	49739	LBF
Diameter	4.00	IN
Length	8.00	IN
Cross-Sectional Area	12.57	IN ²
Sample Age	0.0	day(s)
Corrected Stress	3958.11	PSI
Average Pace Rate	378.37	LBF
Fracture Type	Type 1	
Correction Factor	1.000	
Temperature @ START	85.6	°F
Temperature @ FINISH	85.2	°F



READ #	TIME	LOAD	STRESS (PSI)
1	000:00:00	1542	122.71
2	000:00:01	2059	163.85

HM Data Download - Concrete Test Results

READ #	TIME	LOAD	STRESS (PSI)
3	000:00:02	1978	157.40
4	000:00:03	1995	158.76
5	000:00:04	2030	161.54
6	000:00:05	2079	165.44
7	000:00:06	2129	169.42
8	000:00:07	2171	172.76
9	000:00:08	2207	175.63
10	000:00:09	2248	178.89
11	000:00:10	2314	184.14
12	000:00:11	2385	189.79
13	000:00:12	2452	195.12
14	000:00:13	2550	202.92
15	000:00:14	2662	211.84
16	000:00:15	2790	222.02
17	000:00:16	2915	231.97
18	000:00:17	3087	245.66
19	000:00:18	3222	256.40
20	000:00:19	3369	268.10
21	000:00:20	3528	280.75
22	000:00:21	3741	297.70
23	000:00:22	3974	316.24
24	000:00:23	4219	335.74
25	000:00:24	4490	357.30
26	000:00:25	4760	378.79
27	000:00:26	5075	403.86
28	000:00:27	5407	430.28
29	000:00:28	5748	457.41
30	000:00:29	6066	482.72
31	000:00:30	6422	511.05
32	000:00:31	6759	537.86
33	000:00:32	7110	565.80
34	000:00:33	7444	592.37
35	000:00:34	7820	622.30
36	000:00:35	8215	653.73
37	000:00:36	8642	687.71
38	000:00:37	9029	718.51
39	000:00:38	9456	752.48
40	000:00:39	9899	787.74

HM Data Download - Concrete Test Results

READ #	TIME	LOAD	STRESS (PSI)
41	000:00:40	10359	824.34
42	000:00:41	10786	858.32
43	000:00:42	11276	897.32
44	000:00:43	11786	937.90
45	000:00:44	12313	979.84
46	000:00:45	12797	1,018.35
47	000:00:46	13353	1,062.60
48	000:00:47	13724	1,092.12
49	000:00:48	13975	1,112.10
50	000:00:49	14228	1,132.23
51	000:00:50	14535	1,156.66
52	000:00:51	14865	1,182.92
53	000:00:52	15210	1,210.37
54	000:00:53	15526	1,235.52
55	000:00:54	15883	1,263.93
56	000:00:55	16255	1,293.53
57	000:00:56	16656	1,325.44
58	000:00:57	17024	1,354.73
59	000:00:58	17440	1,387.83
60	000:00:59	17869	1,421.97
61	000:01:00	18315	1,457.46
62	000:01:01	18739	1,491.20
63	000:01:02	19220	1,529.48
64	000:01:03	19714	1,568.79
65	000:01:04	20213	1,608.50
66	000:01:05	20674	1,645.18
67	000:01:06	21188	1,686.09
68	000:01:07	21703	1,727.07
69	000:01:08	22223	1,768.45
70	000:01:09	22688	1,805.45
71	000:01:10	23209	1,846.91
72	000:01:11	23729	1,888.29
73	000:01:12	24250	1,929.75
74	000:01:13	24716	1,966.84
75	000:01:14	25234	2,008.06
76	000:01:15	25753	2,049.36
77	000:01:16	26276	2,090.98
78	000:01:17	26736	2,127.58

HM Data Download - Concrete Test Results

READ #	TIME	LOAD	STRESS (PSI)
79	000:01:18	27233	2,167.13
80	000:01:19	27715	2,205.49
81	000:01:20	28182	2,242.65
82	000:01:21	28598	2,275.76
83	000:01:22	29059	2,312.44
84	000:01:23	29491	2,346.82
85	000:01:24	29910	2,380.16
86	000:01:25	30278	2,409.45
87	000:01:26	30685	2,441.83
88	000:01:27	31087	2,473.82
89	000:01:28	31495	2,506.29
90	000:01:29	31858	2,535.18
91	000:01:30	32264	2,567.49
92	000:01:31	32672	2,599.96
93	000:01:32	33087	2,632.98
94	000:01:33	33462	2,662.82
95	000:01:34	33876	2,695.77
96	000:01:35	34295	2,729.11
97	000:01:36	34714	2,762.45
98	000:01:37	35092	2,792.53
99	000:01:38	35512	2,825.96
100	000:01:39	35927	2,858.98
101	000:01:40	36345	2,892.24
102	000:01:41	36718	2,921.93
103	000:01:42	37135	2,955.11
104	000:01:43	37546	2,987.82
105	000:01:44	37960	3,020.76
106	000:01:45	38329	3,050.13
107	000:01:46	38734	3,082.35
108	000:01:47	39137	3,114.42
109	000:01:48	39543	3,146.73
110	000:01:49	39905	3,175.54
111	000:01:50	40307	3,207.53
112	000:01:51	40701	3,238.88
113	000:01:52	41100	3,270.63
114	000:01:53	41454	3,298.80
115	000:01:54	41848	3,330.16
116	000:01:55	42236	3,361.03

HM Data Download - Concrete Test Results

READ #	TIME	LOAD	STRESS (PSI)
117	000:01:56	42622	3,391.75
118	000:01:57	42971	3,419.52
119	000:01:58	43353	3,449.92
120	000:01:59	43733	3,480.16
121	000:02:00	44103	3,509.61
122	000:02:01	44476	3,539.29
123	000:02:02	44804	3,565.39
124	000:02:03	45163	3,593.96
125	000:02:04	45532	3,623.32
126	000:02:05	45890	3,651.81
127	000:02:06	46215	3,677.67
128	000:02:07	46574	3,706.24
129	000:02:08	46920	3,733.77
130	000:02:09	47222	3,757.81
131	000:02:10	47546	3,783.59
132	000:02:11	47853	3,808.02
133	000:02:12	48149	3,831.58
134	000:02:13	48410	3,852.35
135	000:02:14	48704	3,875.74
136	000:02:15	48970	3,896.91
137	000:02:16	49204	3,915.53
138	000:02:17	49392	3,930.49
139	000:02:18	49569	3,944.58
140	000:02:19	49688	3,954.05
141	000:02:20	49736	3,957.87
142	000:02:21	49719	3,956.51
143	000:02:22	49616	3,948.32
144	000:02:23	49424	3,933.04
145	000:02:24	49133	3,909.88
146	000:02:25	48770	3,880.99
147	000:02:26	48248	3,839.45
148	000:02:27	47556	3,784.39
149	000:02:28	46453	3,696.61
150	000:02:29	44617	3,550.51
151	000:02:30	41106	3,271.11
152	000:02:31	37703	3,000.31
153	000:02:31	37163	2,957.34

Concrete Test

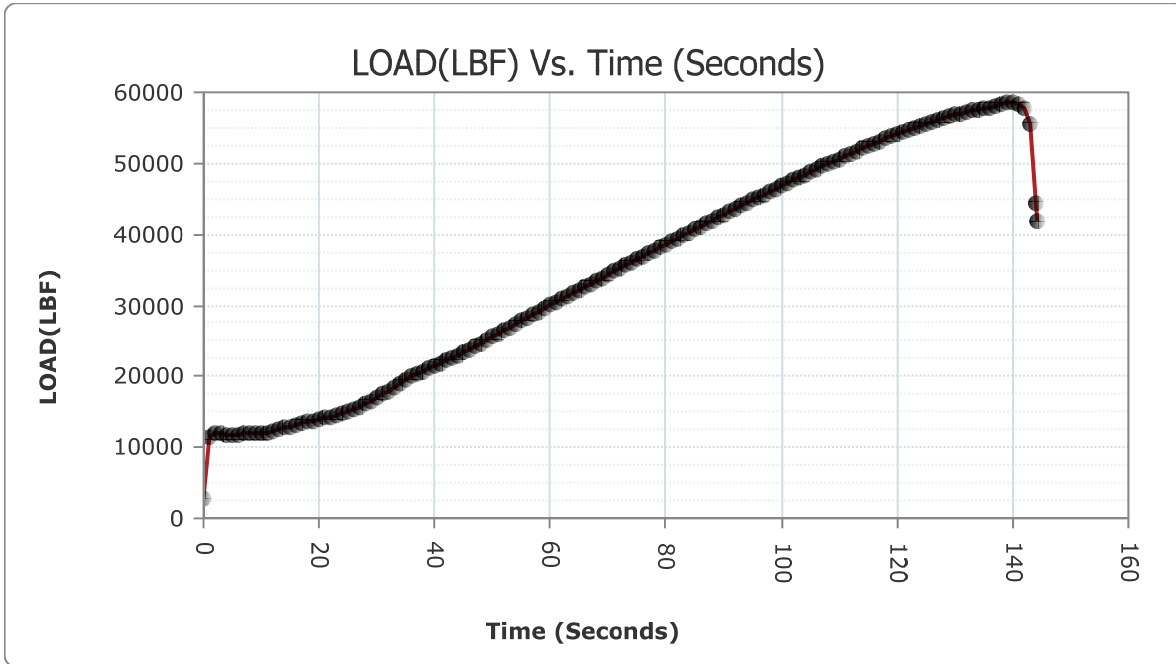
Sample Identification: W25_10

Machine ID: 6a127

Test Type: ASTM C39

5/15/2020

TYPE	PEAK VALUES	UNITS
LOAD	58525	LBF
Diameter	4.00	IN
Length	8.00	IN
Cross-Sectional Area	12.57	IN ²
Sample Age	0.0	day(s)
Corrected Stress	4657.25	PSI
Average Pace Rate	362.33	LBF
Fracture Type	Type 1	
Correction Factor	1.000	
Temperature @ START	83.9	°F
Temperature @ FINISH	83.8	°F



READ #	TIME	LOAD	STRESS (PSI)
1	000:00:00	2739	217.96
2	000:00:01	11523	916.97

HM Data Download - Concrete Test Results

READ #	TIME	LOAD	STRESS (PSI)
3	000:00:02	11929	949.28
4	000:00:03	11885	945.78
5	000:00:04	11855	943.39
6	000:00:05	11847	942.75
7	000:00:06	11852	943.15
8	000:00:07	11866	944.27
9	000:00:08	11888	946.02
10	000:00:09	11912	947.93
11	000:00:10	11947	950.71
12	000:00:11	12133	965.51
13	000:00:12	12336	981.67
14	000:00:13	12521	996.39
15	000:00:14	12725	1,012.62
16	000:00:15	12931	1,029.02
17	000:00:16	13141	1,045.73
18	000:00:17	13327	1,060.53
19	000:00:18	13535	1,077.08
20	000:00:19	13750	1,094.19
21	000:00:20	13963	1,111.14
22	000:00:21	14156	1,126.50
23	000:00:22	14372	1,143.69
24	000:00:23	14587	1,160.80
25	000:00:24	14810	1,178.54
26	000:00:25	15030	1,196.05
27	000:00:26	15326	1,219.60
28	000:00:27	15719	1,250.88
29	000:00:28	16113	1,282.23
30	000:00:29	16539	1,316.13
31	000:00:30	16951	1,348.92
32	000:00:31	17459	1,389.34
33	000:00:32	17982	1,430.96
34	000:00:33	18452	1,468.36
35	000:00:34	18983	1,510.62
36	000:00:35	19514	1,552.87
37	000:00:36	19968	1,589.00
38	000:00:37	20310	1,616.22
39	000:00:38	20691	1,646.54
40	000:00:39	21077	1,677.25

HM Data Download - Concrete Test Results

READ #	TIME	LOAD	STRESS (PSI)
41	000:00:40	21461	1,707.81
42	000:00:41	21808	1,735.43
43	000:00:42	22196	1,766.30
44	000:00:43	22587	1,797.42
45	000:00:44	22978	1,828.53
46	000:00:45	23330	1,856.54
47	000:00:46	23732	1,888.53
48	000:00:47	24183	1,924.42
49	000:00:48	24651	1,961.66
50	000:00:49	25073	1,995.25
51	000:00:50	25540	2,032.41
52	000:00:51	26013	2,070.05
53	000:00:52	26484	2,107.53
54	000:00:53	26908	2,141.27
55	000:00:54	27381	2,178.91
56	000:00:55	27842	2,215.60
57	000:00:56	28284	2,250.77
58	000:00:57	28682	2,282.44
59	000:00:58	29122	2,317.46
60	000:00:59	29564	2,352.63
61	000:01:00	30009	2,388.04
62	000:01:01	30407	2,419.71
63	000:01:02	30850	2,454.97
64	000:01:03	31294	2,490.30
65	000:01:04	31735	2,525.39
66	000:01:05	32133	2,557.06
67	000:01:06	32577	2,592.40
68	000:01:07	33018	2,627.49
69	000:01:08	33464	2,662.98
70	000:01:09	33862	2,694.65
71	000:01:10	34304	2,729.83
72	000:01:11	34745	2,764.92
73	000:01:12	35189	2,800.25
74	000:01:13	35587	2,831.92
75	000:01:14	36030	2,867.18
76	000:01:15	36473	2,902.43
77	000:01:16	36911	2,937.28
78	000:01:17	37310	2,969.04

HM Data Download - Concrete Test Results

READ #	TIME	LOAD	STRESS (PSI)
79	000:01:18	37743	3,003.49
80	000:01:19	38180	3,038.27
81	000:01:20	38614	3,072.80
82	000:01:21	39044	3,107.02
83	000:01:22	39434	3,138.06
84	000:01:23	39867	3,172.52
85	000:01:24	40295	3,206.57
86	000:01:25	40724	3,240.71
87	000:01:26	41105	3,271.03
88	000:01:27	41534	3,305.17
89	000:01:28	41958	3,338.91
90	000:01:29	42380	3,372.49
91	000:01:30	42762	3,402.89
92	000:01:31	43183	3,436.39
93	000:01:32	43618	3,471.01
94	000:01:33	43996	3,501.09
95	000:01:34	44415	3,534.43
96	000:01:35	44830	3,567.46
97	000:01:36	45245	3,600.48
98	000:01:37	45616	3,630.01
99	000:01:38	46024	3,662.47
100	000:01:39	46436	3,695.26
101	000:01:40	46841	3,727.49
102	000:01:41	47203	3,756.30
103	000:01:42	47607	3,788.44
104	000:01:43	48006	3,820.20
105	000:01:44	48401	3,851.63
106	000:01:45	48755	3,879.80
107	000:01:46	49150	3,911.23
108	000:01:47	49540	3,942.27
109	000:01:48	49925	3,972.91
110	000:01:49	50268	4,000.20
111	000:01:50	50650	4,030.60
112	000:01:51	51024	4,060.36
113	000:01:52	51399	4,090.20
114	000:01:53	51727	4,116.30
115	000:01:54	52089	4,145.11
116	000:01:55	52446	4,173.52

HM Data Download - Concrete Test Results

READ #	TIME	LOAD	STRESS (PSI)
117	000:01:56	52802	4,201.85
118	000:01:57	53114	4,226.68
119	000:01:58	53459	4,254.13
120	000:01:59	53791	4,280.55
121	000:02:00	54118	4,306.57
122	000:02:01	54406	4,329.49
123	000:02:02	54715	4,354.08
124	000:02:03	55020	4,378.35
125	000:02:04	55318	4,402.07
126	000:02:05	55580	4,422.92
127	000:02:06	55861	4,445.28
128	000:02:07	56132	4,466.84
129	000:02:08	56391	4,487.45
130	000:02:09	56609	4,504.80
131	000:02:10	56839	4,523.10
132	000:02:11	57054	4,540.21
133	000:02:12	57249	4,555.73
134	000:02:13	57429	4,570.05
135	000:02:14	57572	4,581.43
136	000:02:15	57711	4,592.50
137	000:02:16	57821	4,601.25
138	000:02:17	58011	4,616.37
139	000:02:18	58260	4,636.18
140	000:02:19	58471	4,652.97
141	000:02:20	58520	4,656.87
142	000:02:21	58327	4,641.52
143	000:02:22	57702	4,591.78
144	000:02:23	55569	4,422.04
145	000:02:24	44298	3,525.12
146	000:02:24	41849	3,330.24

Concrete Test

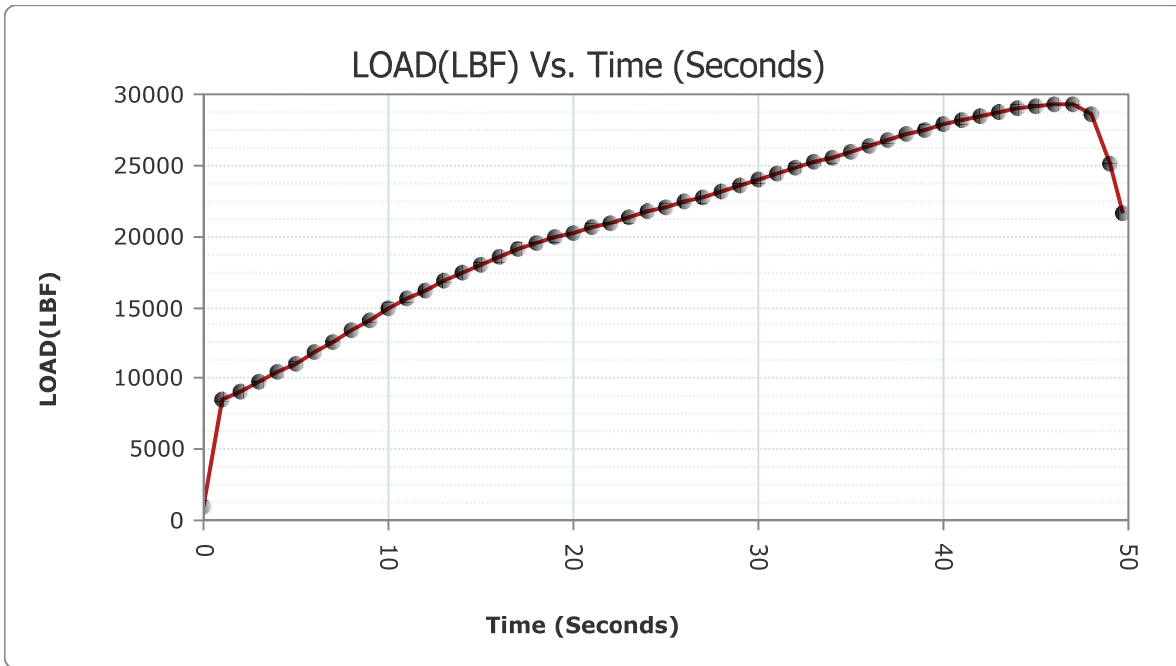
Sample Identification: W25_2

Machine ID: 6a127

Test Type: ASTM C39

5/15/2020

TYPE	PEAK VALUES	UNITS
LOAD	29352	LBF
Diameter	4.00	IN
Length	8.00	IN
Cross-Sectional Area	12.57	IN ²
Sample Age	0.0	day(s)
Corrected Stress	2335.74	PSI
Average Pace Rate	419.87	LBF
Fracture Type	Type 1	
Correction Factor	1.000	
Temperature @ START	83.9	°F
Temperature @ FINISH	83.9	°F



READ #	TIME	LOAD	STRESS (PSI)
1	000:00:00	1004	79.90
2	000:00:01	8568	681.82

HM Data Download - Concrete Test Results

READ #	TIME	LOAD	STRESS (PSI)
3	000:00:02	9066	721.45
4	000:00:03	9709	772.62
5	000:00:04	10406	828.08
6	000:00:05	11063	880.37
7	000:00:06	11813	940.05
8	000:00:07	12586	1,001.56
9	000:00:08	13377	1,064.51
10	000:00:09	14115	1,123.24
11	000:00:10	14903	1,185.94
12	000:00:11	15632	1,243.96
13	000:00:12	16214	1,290.27
14	000:00:13	16870	1,342.47
15	000:00:14	17478	1,390.86
16	000:00:15	18055	1,436.77
17	000:00:16	18575	1,478.15
18	000:00:17	19054	1,516.27
19	000:00:18	19484	1,550.49
20	000:00:19	19895	1,583.19
21	000:00:20	20261	1,612.32
22	000:00:21	20624	1,641.21
23	000:00:22	20994	1,670.65
24	000:00:23	21361	1,699.85
25	000:00:24	21723	1,728.66
26	000:00:25	22049	1,754.60
27	000:00:26	22414	1,783.65
28	000:00:27	22794	1,813.89
29	000:00:28	23226	1,848.27
30	000:00:29	23612	1,878.98
31	000:00:30	24028	1,912.09
32	000:00:31	24439	1,944.79
33	000:00:32	24847	1,977.26
34	000:00:33	25204	2,005.67
35	000:00:34	25596	2,036.86
36	000:00:35	25983	2,067.66
37	000:00:36	26407	2,101.40
38	000:00:37	26775	2,130.69
39	000:00:38	27166	2,161.80
40	000:00:39	27537	2,191.32

HM Data Download - Concrete Test Results

READ #	TIME	LOAD	STRESS (PSI)
41	000:00:40	27892	2,219.57
42	000:00:41	28190	2,243.29
43	000:00:42	28510	2,268.75
44	000:00:43	28794	2,291.35
45	000:00:44	29042	2,311.09
46	000:00:45	29230	2,326.05
47	000:00:46	29347	2,335.36
48	000:00:47	29297	2,331.38
49	000:00:48	28577	2,274.09
50	000:00:49	25135	2,000.18
51	000:00:49	21613	1,719.91

Concrete Test

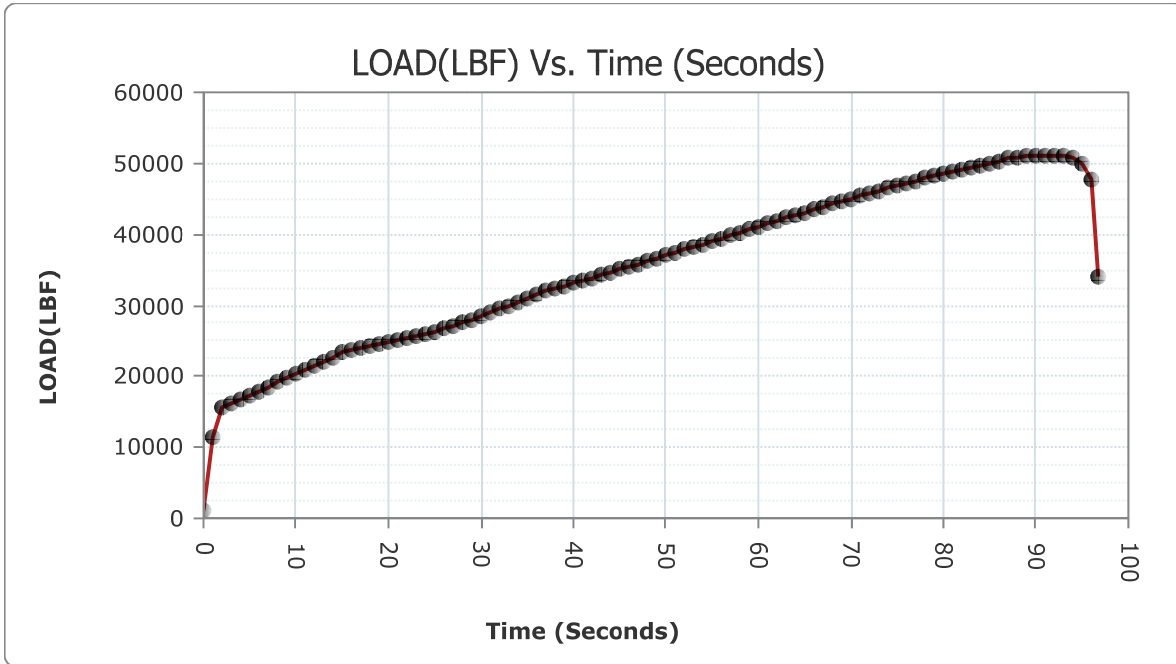
Sample Identification: W25_3

Machine ID: 6a127

Test Type: ASTM C39

5/15/2020

TYPE	PEAK VALUES	UNITS
LOAD	51185	LBF
Diameter	4.00	IN
Length	8.00	IN
Cross-Sectional Area	12.57	IN ²
Sample Age	0.0	day(s)
Corrected Stress	4073.15	PSI
Average Pace Rate	379.82	LBF
Fracture Type	Type 1	
Correction Factor	1.000	
Temperature @ START	84.1	°F
Temperature @ FINISH	83.7	°F



READ #	TIME	LOAD	STRESS (PSI)
1	000:00:00	1035	82.36
2	000:00:01	11542	918.48

HM Data Download - Concrete Test Results

READ #	TIME	LOAD	STRESS (PSI)
3	000:00:02	15677	1,247.54
4	000:00:03	16253	1,293.37
5	000:00:04	16814	1,338.02
6	000:00:05	17326	1,378.76
7	000:00:06	17910	1,425.23
8	000:00:07	18510	1,472.98
9	000:00:08	19123	1,521.76
10	000:00:09	19688	1,566.72
11	000:00:10	20323	1,617.25
12	000:00:11	20964	1,668.26
13	000:00:12	21567	1,716.25
14	000:00:13	22122	1,760.41
15	000:00:14	22740	1,809.59
16	000:00:15	23335	1,856.94
17	000:00:16	23703	1,886.22
18	000:00:17	24039	1,912.96
19	000:00:18	24318	1,935.16
20	000:00:19	24599	1,957.53
21	000:00:20	24847	1,977.26
22	000:00:21	25080	1,995.80
23	000:00:22	25337	2,016.25
24	000:00:23	25653	2,041.40
25	000:00:24	26014	2,070.13
26	000:00:25	26345	2,096.47
27	000:00:26	26745	2,128.30
28	000:00:27	27161	2,161.40
29	000:00:28	27576	2,194.43
30	000:00:29	27958	2,224.83
31	000:00:30	28446	2,263.66
32	000:00:31	28954	2,304.09
33	000:00:32	29465	2,344.75
34	000:00:33	29921	2,381.04
35	000:00:34	30434	2,421.86
36	000:00:35	30947	2,462.68
37	000:00:36	31455	2,503.11
38	000:00:37	31958	2,543.14
39	000:00:38	32309	2,571.07
40	000:00:39	32708	2,602.82

HM Data Download - Concrete Test Results

READ #	TIME	LOAD	STRESS (PSI)
41	000:00:40	33108	2,634.65
42	000:00:41	33510	2,666.64
43	000:00:42	33872	2,695.45
44	000:00:43	34271	2,727.20
45	000:00:44	34675	2,759.35
46	000:00:45	35078	2,791.42
47	000:00:46	35442	2,820.38
48	000:00:47	35846	2,852.53
49	000:00:48	36253	2,884.92
50	000:00:49	36629	2,914.84
51	000:00:50	37032	2,946.91
52	000:00:51	37433	2,978.82
53	000:00:52	37830	3,010.42
54	000:00:53	38191	3,039.14
55	000:00:54	38589	3,070.81
56	000:00:55	38995	3,103.12
57	000:00:56	39435	3,138.14
58	000:00:57	39830	3,169.57
59	000:00:58	40266	3,204.27
60	000:00:59	40695	3,238.41
61	000:01:00	41123	3,272.46
62	000:01:01	41504	3,302.78
63	000:01:02	41926	3,336.36
64	000:01:03	42329	3,368.43
65	000:01:04	42733	3,400.58
66	000:01:05	43095	3,429.39
67	000:01:06	43496	3,461.30
68	000:01:07	43891	3,492.73
69	000:01:08	44284	3,524.01
70	000:01:09	44628	3,551.38
71	000:01:10	45015	3,582.18
72	000:01:11	45391	3,612.10
73	000:01:12	45764	3,641.78
74	000:01:13	46111	3,669.40
75	000:01:14	46496	3,700.03
76	000:01:15	46872	3,729.96
77	000:01:16	47240	3,759.24
78	000:01:17	47566	3,785.18

HM Data Download - Concrete Test Results

READ #	TIME	LOAD	STRESS (PSI)
79	000:01:18	47917	3,813.11
80	000:01:19	48254	3,839.93
81	000:01:20	48585	3,866.27
82	000:01:21	48868	3,888.79
83	000:01:22	49166	3,912.51
84	000:01:23	49454	3,935.42
85	000:01:24	49720	3,956.59
86	000:01:25	50001	3,978.95
87	000:01:26	50344	4,006.25
88	000:01:27	50653	4,030.84
89	000:01:28	50886	4,049.38
90	000:01:29	51066	4,063.70
91	000:01:30	51165	4,071.58
92	000:01:31	51184	4,073.09
93	000:01:32	51150	4,070.39
94	000:01:33	51034	4,061.16
95	000:01:34	50751	4,038.64
96	000:01:35	50031	3,981.34
97	000:01:36	47630	3,790.27
98	000:01:36	33937	2,700.62

Concrete Test

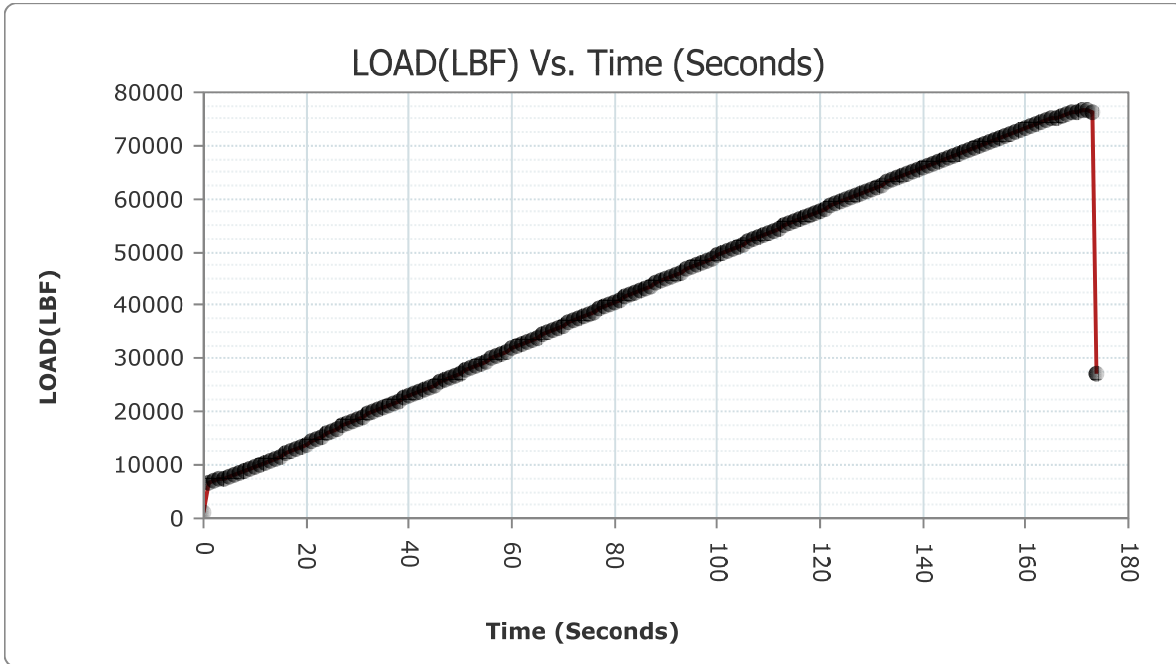
Sample Identification: W3_1

Machine ID: 6a127

Test Type: ASTM C39

5/15/2020

TYPE	PEAK VALUES	UNITS
LOAD	76548	LBF
Diameter	4.00	IN
Length	8.00	IN
Cross-Sectional Area	12.57	IN ²
Sample Age	0.0	day(s)
Corrected Stress	6091.48	PSI
Average Pace Rate	397.42	LBF
Fracture Type	Type 1	
Correction Factor	1.000	
Temperature @ START	82.9	°F
Temperature @ FINISH	83.0	°F



READ #	TIME	LOAD	STRESS (PSI)
1	000:00:00	1077	85.70
2	000:00:01	6796	540.81

HM Data Download - Concrete Test Results

READ #	TIME	LOAD	STRESS (PSI)
3	000:00:02	6998	556.88
4	000:00:03	7260	577.73
5	000:00:04	7556	601.29
6	000:00:05	7846	624.36
7	000:00:06	8186	651.42
8	000:00:07	8539	679.51
9	000:00:08	8903	708.48
10	000:00:09	9245	735.69
11	000:00:10	9633	766.57
12	000:00:11	10033	798.40
13	000:00:12	10442	830.95
14	000:00:13	10819	860.95
15	000:00:14	11245	894.85
16	000:00:15	11680	929.46
17	000:00:16	12126	964.96
18	000:00:17	12536	997.58
19	000:00:18	12993	1,033.95
20	000:00:19	13463	1,071.35
21	000:00:20	13937	1,109.07
22	000:00:21	14372	1,143.69
23	000:00:22	14874	1,183.64
24	000:00:23	15363	1,222.55
25	000:00:24	15815	1,258.52
26	000:00:25	16322	1,298.86
27	000:00:26	16835	1,339.69
28	000:00:27	17352	1,380.83
29	000:00:28	17803	1,416.72
30	000:00:29	18292	1,455.63
31	000:00:30	18742	1,491.44
32	000:00:31	19157	1,524.47
33	000:00:32	19538	1,554.78
34	000:00:33	19961	1,588.45
35	000:00:34	20388	1,622.43
36	000:00:35	20822	1,656.96
37	000:00:36	21209	1,687.76
38	000:00:37	21641	1,722.14
39	000:00:38	22082	1,757.23
40	000:00:39	22521	1,792.16

HM Data Download - Concrete Test Results

READ #	TIME	LOAD	STRESS (PSI)
41	000:00:40	22918	1,823.76
42	000:00:41	23360	1,858.93
43	000:00:42	23805	1,894.34
44	000:00:43	24250	1,929.75
45	000:00:44	24653	1,961.82
46	000:00:45	25101	1,997.47
47	000:00:46	25554	2,033.52
48	000:00:47	26008	2,069.65
49	000:00:48	26461	2,105.70
50	000:00:49	26873	2,138.49
51	000:00:50	27329	2,174.77
52	000:00:51	27787	2,211.22
53	000:00:52	28200	2,244.08
54	000:00:53	28661	2,280.77
55	000:00:54	29123	2,317.53
56	000:00:55	29581	2,353.98
57	000:00:56	30043	2,390.75
58	000:00:57	30460	2,423.93
59	000:00:58	30913	2,459.98
60	000:00:59	31364	2,495.87
61	000:01:00	31816	2,531.84
62	000:01:01	32224	2,564.30
63	000:01:02	32676	2,600.27
64	000:01:03	33131	2,636.48
65	000:01:04	33582	2,672.37
66	000:01:05	33993	2,705.08
67	000:01:06	34447	2,741.21
68	000:01:07	34903	2,777.49
69	000:01:08	35353	2,813.30
70	000:01:09	35762	2,845.85
71	000:01:10	36208	2,881.34
72	000:01:11	36660	2,917.31
73	000:01:12	37109	2,953.04
74	000:01:13	37514	2,985.27
75	000:01:14	37968	3,021.40
76	000:01:15	38417	3,057.13
77	000:01:16	38866	3,092.86
78	000:01:17	39275	3,125.41

HM Data Download - Concrete Test Results

READ #	TIME	LOAD	STRESS (PSI)
79	000:01:18	39726	3,161.29
80	000:01:19	40174	3,196.95
81	000:01:20	40624	3,232.76
82	000:01:21	41027	3,264.82
83	000:01:22	41490	3,301.67
84	000:01:23	41940	3,337.48
85	000:01:24	42345	3,369.71
86	000:01:25	42794	3,405.44
87	000:01:26	43245	3,441.33
88	000:01:27	43695	3,477.14
89	000:01:28	44098	3,509.21
90	000:01:29	44547	3,544.94
91	000:01:30	44995	3,580.59
92	000:01:31	45443	3,616.24
93	000:01:32	45845	3,648.23
94	000:01:33	46293	3,683.88
95	000:01:34	46739	3,719.37
96	000:01:35	47185	3,754.86
97	000:01:36	47587	3,786.85
98	000:01:37	48033	3,822.34
99	000:01:38	48479	3,857.84
100	000:01:39	48923	3,893.17
101	000:01:40	49322	3,924.92
102	000:01:41	49765	3,960.17
103	000:01:42	50204	3,995.11
104	000:01:43	50649	4,030.52
105	000:01:44	51046	4,062.11
106	000:01:45	51488	4,097.28
107	000:01:46	51926	4,132.14
108	000:01:47	52367	4,167.23
109	000:01:48	52759	4,198.43
110	000:01:49	53198	4,233.36
111	000:01:50	53631	4,267.82
112	000:01:51	54066	4,302.44
113	000:01:52	54455	4,333.39
114	000:01:53	54889	4,367.93
115	000:01:54	55318	4,402.07
116	000:01:55	55752	4,436.60

HM Data Download - Concrete Test Results

READ #	TIME	LOAD	STRESS (PSI)
117	000:01:56	56139	4,467.40
118	000:01:57	56568	4,501.54
119	000:01:58	56996	4,535.60
120	000:01:59	57420	4,569.34
121	000:02:00	57803	4,599.82
122	000:02:01	58230	4,633.80
123	000:02:02	58651	4,667.30
124	000:02:03	59074	4,700.96
125	000:02:04	59450	4,730.88
126	000:02:05	59871	4,764.38
127	000:02:06	60287	4,797.49
128	000:02:07	60704	4,830.67
129	000:02:08	61074	4,860.11
130	000:02:09	61487	4,892.98
131	000:02:10	61897	4,925.61
132	000:02:11	62306	4,958.15
133	000:02:12	62672	4,987.28
134	000:02:13	63077	5,019.51
135	000:02:14	63482	5,051.74
136	000:02:15	63884	5,083.73
137	000:02:16	64242	5,112.22
138	000:02:17	64641	5,143.97
139	000:02:18	65035	5,175.32
140	000:02:19	65430	5,206.75
141	000:02:20	65781	5,234.69
142	000:02:21	66168	5,265.48
143	000:02:22	66558	5,296.52
144	000:02:23	66910	5,324.53
145	000:02:24	67290	5,354.77
146	000:02:25	67667	5,384.77
147	000:02:26	68043	5,414.69
148	000:02:27	68376	5,441.19
149	000:02:28	68744	5,470.47
150	000:02:29	69111	5,499.68
151	000:02:30	69471	5,528.33
152	000:02:31	69795	5,554.11
153	000:02:32	70161	5,583.23
154	000:02:33	70553	5,614.43

HM Data Download - Concrete Test Results

READ #	TIME	LOAD	STRESS (PSI)
155	000:02:34	70956	5,646.50
156	000:02:35	71321	5,675.54
157	000:02:36	71723	5,707.54
158	000:02:37	72120	5,739.13
159	000:02:38	72513	5,770.40
160	000:02:39	72900	5,801.20
161	000:02:40	73245	5,828.65
162	000:02:41	73637	5,859.85
163	000:02:42	74018	5,890.17
164	000:02:43	74378	5,918.81
165	000:02:44	74694	5,943.96
166	000:02:45	75027	5,970.46
167	000:02:46	75344	5,995.69
168	000:02:47	75637	6,019.00
169	000:02:48	75880	6,038.34
170	000:02:49	76133	6,058.47
171	000:02:50	76366	6,077.01
172	000:02:51	76518	6,089.11
173	000:02:52	76532	6,090.22
174	000:02:53	76130	6,058.23
175	000:02:53	27318	2,173.90

Concrete Test

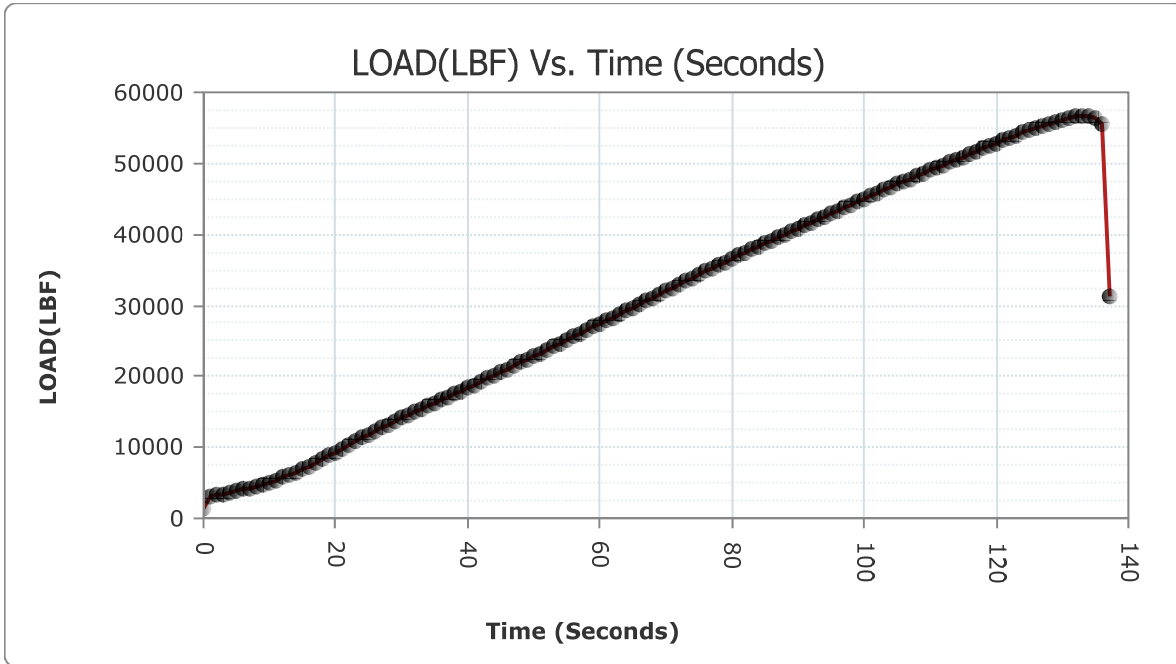
Sample Identification: W3_2

Machine ID: 6a127

Test Type: ASTM C39

5/15/2020

TYPE	PEAK VALUES	UNITS
LOAD	56712	LBF
Diameter	4.00	IN
Length	8.00	IN
Cross-Sectional Area	12.57	IN ²
Sample Age	0.0	day(s)
Corrected Stress	4512.98	PSI
Average Pace Rate	404.13	LBF
Fracture Type	Type 1	
Correction Factor	1.000	
Temperature @ START	82.9	°F
Temperature @ FINISH	82.9	°F



READ #	TIME	LOAD	STRESS (PSI)
1	000:00:00	1355	107.83
2	000:00:01	3124	248.60

HM Data Download - Concrete Test Results

READ #	TIME	LOAD	STRESS (PSI)
3	000:00:02	3251	258.71
4	000:00:03	3433	273.19
5	000:00:04	3636	289.34
6	000:00:05	3826	304.46
7	000:00:06	4055	322.69
8	000:00:07	4292	341.55
9	000:00:08	4546	361.76
10	000:00:09	4786	380.86
11	000:00:10	5062	402.82
12	000:00:11	5377	427.89
13	000:00:12	5732	456.14
14	000:00:13	6109	486.14
15	000:00:14	6536	520.12
16	000:00:15	6980	555.45
17	000:00:16	7394	588.40
18	000:00:17	7870	626.27
19	000:00:18	8358	665.11
20	000:00:19	8867	705.61
21	000:00:20	9338	743.09
22	000:00:21	9854	784.16
23	000:00:22	10369	825.14
24	000:00:23	10859	864.13
25	000:00:24	11311	900.10
26	000:00:25	11799	938.93
27	000:00:26	12289	977.93
28	000:00:27	12774	1,016.52
29	000:00:28	13196	1,050.10
30	000:00:29	13672	1,087.98
31	000:00:30	14116	1,123.32
32	000:00:31	14554	1,158.17
33	000:00:32	14951	1,189.76
34	000:00:33	15400	1,225.49
35	000:00:34	15851	1,261.38
36	000:00:35	16282	1,295.68
37	000:00:36	16667	1,326.32
38	000:00:37	17101	1,360.85
39	000:00:38	17539	1,395.71
40	000:00:39	17981	1,430.88

HM Data Download - Concrete Test Results

READ #	TIME	LOAD	STRESS (PSI)
41	000:00:40	18422	1,465.98
42	000:00:41	18825	1,498.05
43	000:00:42	19271	1,533.54
44	000:00:43	19723	1,569.51
45	000:00:44	20176	1,605.56
46	000:00:45	20582	1,637.86
47	000:00:46	21033	1,673.75
48	000:00:47	21492	1,710.28
49	000:00:48	21951	1,746.81
50	000:00:49	22366	1,779.83
51	000:00:50	22830	1,816.75
52	000:00:51	23292	1,853.52
53	000:00:52	23758	1,890.60
54	000:00:53	24178	1,924.02
55	000:00:54	24646	1,961.27
56	000:00:55	25113	1,998.43
57	000:00:56	25582	2,035.75
58	000:00:57	26005	2,069.41
59	000:00:58	26475	2,106.81
60	000:00:59	26947	2,144.37
61	000:01:00	27418	2,181.86
62	000:01:01	27843	2,215.68
63	000:01:02	28316	2,253.32
64	000:01:03	28790	2,291.04
65	000:01:04	29264	2,328.76
66	000:01:05	29688	2,362.50
67	000:01:06	30162	2,400.22
68	000:01:07	30634	2,437.78
69	000:01:08	31112	2,475.81
70	000:01:09	31537	2,509.63
71	000:01:10	32014	2,547.59
72	000:01:11	32488	2,585.31
73	000:01:12	32961	2,622.95
74	000:01:13	33392	2,657.25
75	000:01:14	33873	2,695.53
76	000:01:15	34347	2,733.25
77	000:01:16	34764	2,766.43
78	000:01:17	35218	2,802.56

HM Data Download - Concrete Test Results

READ #	TIME	LOAD	STRESS (PSI)
79	000:01:18	35674	2,838.85
80	000:01:19	36125	2,874.74
81	000:01:20	36534	2,907.28
82	000:01:21	36987	2,943.33
83	000:01:22	37436	2,979.06
84	000:01:23	37876	3,014.08
85	000:01:24	38270	3,045.43
86	000:01:25	38709	3,080.36
87	000:01:26	39148	3,115.30
88	000:01:27	39584	3,149.99
89	000:01:28	39978	3,181.35
90	000:01:29	40415	3,216.12
91	000:01:30	40849	3,250.66
92	000:01:31	41284	3,285.28
93	000:01:32	41674	3,316.31
94	000:01:33	42104	3,350.53
95	000:01:34	42534	3,384.75
96	000:01:35	42963	3,418.89
97	000:01:36	43349	3,449.60
98	000:01:37	43774	3,483.42
99	000:01:38	44200	3,517.32
100	000:01:39	44621	3,550.83
101	000:01:40	45001	3,581.07
102	000:01:41	45420	3,614.41
103	000:01:42	45840	3,647.83
104	000:01:43	46257	3,681.02
105	000:01:44	46629	3,710.62
106	000:01:45	47039	3,743.24
107	000:01:46	47451	3,776.03
108	000:01:47	47859	3,808.50
109	000:01:48	48222	3,837.38
110	000:01:49	48624	3,869.38
111	000:01:50	49023	3,901.13
112	000:01:51	49417	3,932.48
113	000:01:52	49772	3,960.73
114	000:01:53	50162	3,991.77
115	000:01:54	50546	4,022.32
116	000:01:55	50927	4,052.64

HM Data Download - Concrete Test Results

READ #	TIME	LOAD	STRESS (PSI)
117	000:01:56	51300	4,082.32
118	000:01:57	51704	4,114.47
119	000:01:58	52105	4,146.38
120	000:01:59	52497	4,177.58
121	000:02:00	52843	4,205.11
122	000:02:01	53222	4,235.27
123	000:02:02	53584	4,264.08
124	000:02:03	53940	4,292.41
125	000:02:04	54286	4,319.94
126	000:02:05	54589	4,344.05
127	000:02:06	54946	4,372.46
128	000:02:07	55294	4,400.16
129	000:02:08	55618	4,425.94
130	000:02:09	55890	4,447.58
131	000:02:10	56159	4,468.99
132	000:02:11	56415	4,489.36
133	000:02:12	56605	4,504.48
134	000:02:13	56703	4,512.28
135	000:02:14	56678	4,510.29
136	000:02:15	56359	4,484.91
137	000:02:16	55526	4,418.62
138	000:02:17	31335	2,493.56

Concrete Test

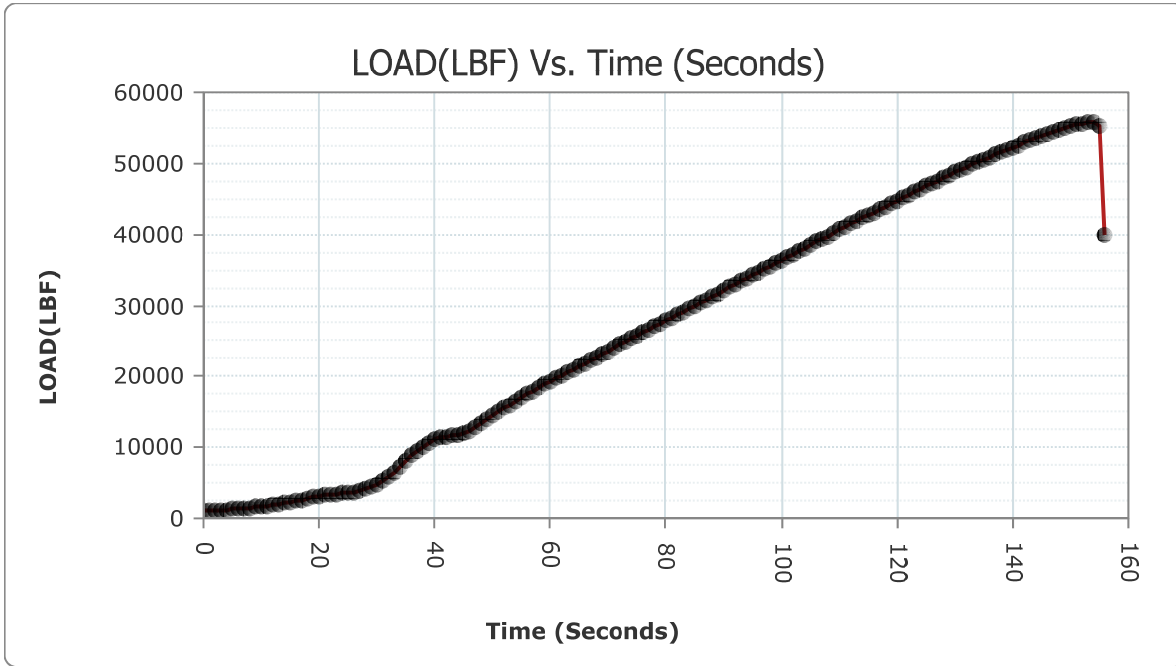
Sample Identification: W3_3

Machine ID: 6a127

Test Type: ASTM C39

5/15/2020

TYPE	PEAK VALUES	UNITS
LOAD	55771	LBF
Diameter	4.00	IN
Length	8.00	IN
Cross-Sectional Area	12.57	IN ²
Sample Age	0.0	day(s)
Corrected Stress	4438.09	PSI
Average Pace Rate	386.36	LBF
Fracture Type	Type 1	
Correction Factor	1.000	
Temperature @ START	82.9	°F
Temperature @ FINISH	82.6	°F



READ #	TIME	LOAD	STRESS (PSI)
1	000:00:00	1001	79.66
2	000:00:01	1052	83.72

HM Data Download - Concrete Test Results

READ #	TIME	LOAD	STRESS (PSI)
3	000:00:02	1111	88.41
4	000:00:03	1171	93.19
5	000:00:04	1234	98.20
6	000:00:05	1293	102.89
7	000:00:06	1359	108.15
8	000:00:07	1430	113.80
9	000:00:08	1503	119.60
10	000:00:09	1573	125.18
11	000:00:10	1653	131.54
12	000:00:11	1759	139.98
13	000:00:12	1871	148.89
14	000:00:13	1986	158.04
15	000:00:14	2158	171.73
16	000:00:15	2329	185.34
17	000:00:16	2497	198.70
18	000:00:17	2650	210.88
19	000:00:18	2802	222.98
20	000:00:19	2941	234.04
21	000:00:20	3093	246.13
22	000:00:21	3221	256.32
23	000:00:22	3353	266.82
24	000:00:23	3470	276.13
25	000:00:24	3536	281.39
26	000:00:25	3552	282.66
27	000:00:26	3676	292.53
28	000:00:27	3858	307.01
29	000:00:28	4134	328.97
30	000:00:29	4494	357.62
31	000:00:30	4874	387.86
32	000:00:31	5358	426.38
33	000:00:32	5915	470.70
34	000:00:33	6546	520.91
35	000:00:34	7187	571.92
36	000:00:35	7974	634.55
37	000:00:36	8791	699.57
38	000:00:37	9578	762.19
39	000:00:38	10173	809.54
40	000:00:39	10689	850.60

HM Data Download - Concrete Test Results

READ #	TIME	LOAD	STRESS (PSI)
41	000:00:40	11079	881.64
42	000:00:41	11383	905.83
43	000:00:42	11488	914.19
44	000:00:43	11602	923.26
45	000:00:44	11777	937.18
46	000:00:45	12035	957.71
47	000:00:46	12393	986.20
48	000:00:47	12843	1,022.01
49	000:00:48	13329	1,060.69
50	000:00:49	13833	1,100.80
51	000:00:50	14405	1,146.31
52	000:00:51	14979	1,191.99
53	000:00:52	15528	1,235.68
54	000:00:53	16030	1,275.63
55	000:00:54	16575	1,319.00
56	000:00:55	17059	1,357.51
57	000:00:56	17525	1,394.60
58	000:00:57	17950	1,428.42
59	000:00:58	18422	1,465.98
60	000:00:59	18879	1,502.34
61	000:01:00	19334	1,538.55
62	000:01:01	19739	1,570.78
63	000:01:02	20166	1,604.76
64	000:01:03	20597	1,639.06
65	000:01:04	21031	1,673.59
66	000:01:05	21420	1,704.55
67	000:01:06	21856	1,739.25
68	000:01:07	22293	1,774.02
69	000:01:08	22734	1,809.11
70	000:01:09	23133	1,840.87
71	000:01:10	23576	1,876.12
72	000:01:11	24020	1,911.45
73	000:01:12	24455	1,946.07
74	000:01:13	24845	1,977.10
75	000:01:14	25277	2,011.48
76	000:01:15	25708	2,045.78
77	000:01:16	26142	2,080.31
78	000:01:17	26531	2,111.27

HM Data Download - Concrete Test Results

READ #	TIME	LOAD	STRESS (PSI)
79	000:01:18	26968	2,146.05
80	000:01:19	27404	2,180.74
81	000:01:20	27840	2,215.44
82	000:01:21	28233	2,246.71
83	000:01:22	28671	2,281.57
84	000:01:23	29104	2,316.02
85	000:01:24	29541	2,350.80
86	000:01:25	29934	2,382.07
87	000:01:26	30373	2,417.01
88	000:01:27	30813	2,452.02
89	000:01:28	31251	2,486.88
90	000:01:29	31652	2,518.79
91	000:01:30	32087	2,553.40
92	000:01:31	32527	2,588.42
93	000:01:32	32964	2,623.19
94	000:01:33	33360	2,654.70
95	000:01:34	33801	2,689.80
96	000:01:35	34241	2,724.81
97	000:01:36	34684	2,760.06
98	000:01:37	35075	2,791.18
99	000:01:38	35517	2,826.35
100	000:01:39	35957	2,861.37
101	000:01:40	36394	2,896.14
102	000:01:41	36790	2,927.66
103	000:01:42	37236	2,963.15
104	000:01:43	37674	2,998.00
105	000:01:44	38069	3,029.43
106	000:01:45	38504	3,064.05
107	000:01:46	38939	3,098.67
108	000:01:47	39373	3,133.20
109	000:01:48	39764	3,164.32
110	000:01:49	40197	3,198.78
111	000:01:50	40630	3,233.23
112	000:01:51	41056	3,267.13
113	000:01:52	41445	3,298.09
114	000:01:53	41875	3,332.31
115	000:01:54	42298	3,365.97
116	000:01:55	42726	3,400.03

HM Data Download - Concrete Test Results

READ #	TIME	LOAD	STRESS (PSI)
117	000:01:56	43105	3,430.19
118	000:01:57	43528	3,463.85
119	000:01:58	43950	3,497.43
120	000:01:59	44370	3,530.85
121	000:02:00	44747	3,560.85
122	000:02:01	45161	3,593.80
123	000:02:02	45571	3,626.43
124	000:02:03	45983	3,659.21
125	000:02:04	46351	3,688.50
126	000:02:05	46756	3,720.72
127	000:02:06	47159	3,752.79
128	000:02:07	47560	3,784.70
129	000:02:08	47920	3,813.35
130	000:02:09	48313	3,844.63
131	000:02:10	48705	3,875.82
132	000:02:11	49092	3,906.62
133	000:02:12	49472	3,936.86
134	000:02:13	49817	3,964.31
135	000:02:14	50192	3,994.15
136	000:02:15	50558	4,023.28
137	000:02:16	50925	4,052.48
138	000:02:17	51252	4,078.50
139	000:02:18	51603	4,106.44
140	000:02:19	51952	4,134.21
141	000:02:20	52296	4,161.58
142	000:02:21	52594	4,185.30
143	000:02:22	52923	4,211.48
144	000:02:23	53239	4,236.63
145	000:02:24	53553	4,261.61
146	000:02:25	53851	4,285.33
147	000:02:26	54164	4,310.23
148	000:02:27	54456	4,333.47
149	000:02:28	54729	4,355.20
150	000:02:29	54954	4,373.10
151	000:02:30	55202	4,392.84
152	000:02:31	55464	4,413.69
153	000:02:32	55658	4,429.12
154	000:02:33	55760	4,437.24

HM Data Download - Concrete Test Results

READ #	TIME	LOAD	STRESS (PSI)
155	000:02:34	55728	4,434.69
156	000:02:35	55384	4,407.32
157	000:02:35	39838	3,170.21

Concrete Test

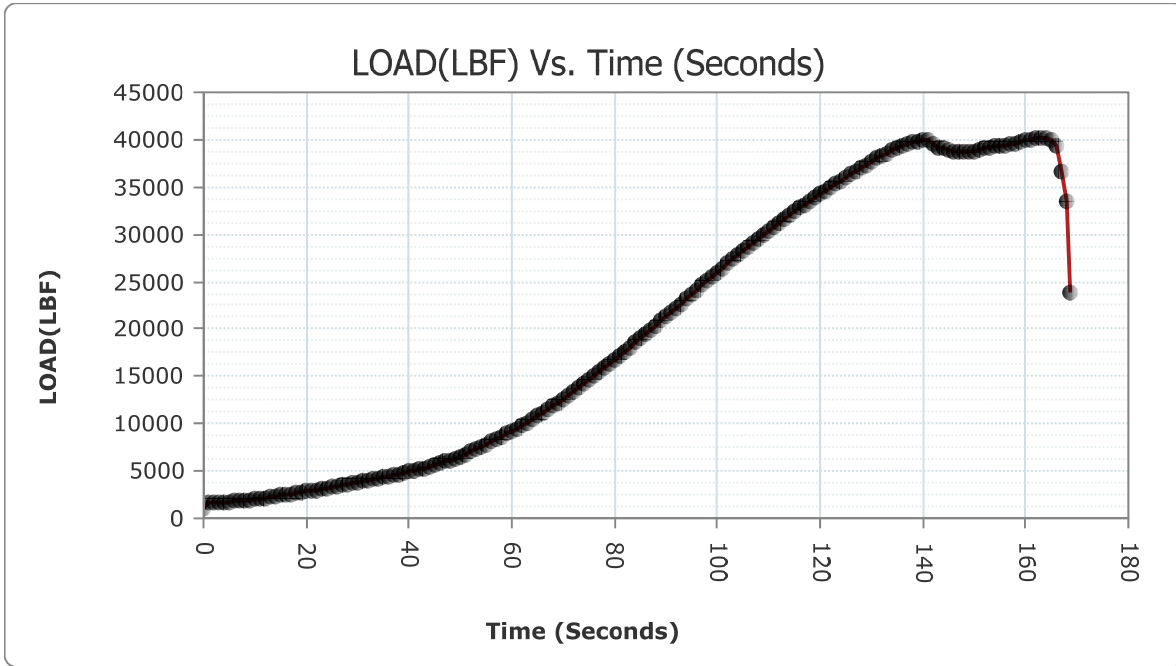
Sample Identification: W35_1

Machine ID: 6a127

Test Type: ASTM C39

5/15/2020

TYPE	PEAK VALUES	UNITS
LOAD	40206	LBF
Diameter	4.00	IN
Length	8.00	IN
Cross-Sectional Area	12.57	IN ²
Sample Age	0.0	day(s)
Corrected Stress	3199.46	PSI
Average Pace Rate	269.08	LBF
Fracture Type	Type 1	
Correction Factor	1.000	
Temperature @ START	82.3	°F
Temperature @ FINISH	82.3	°F



READ #	TIME	LOAD	STRESS (PSI)
1	000:00:00	1143	90.96
2	000:00:01	1574	125.25

HM Data Download - Concrete Test Results

READ #	TIME	LOAD	STRESS (PSI)
3	000:00:02	1597	127.09
4	000:00:03	1639	130.43
5	000:00:04	1688	134.33
6	000:00:05	1736	138.15
7	000:00:06	1795	142.84
8	000:00:07	1853	147.46
9	000:00:08	1917	152.55
10	000:00:09	1974	157.09
11	000:00:10	2040	162.34
12	000:00:11	2112	168.07
13	000:00:12	2184	173.80
14	000:00:13	2252	179.21
15	000:00:14	2328	185.26
16	000:00:15	2410	191.78
17	000:00:16	2490	198.15
18	000:00:17	2564	204.04
19	000:00:18	2651	210.96
20	000:00:19	2743	218.28
21	000:00:20	2832	225.36
22	000:00:21	2917	232.13
23	000:00:22	2991	238.02
24	000:00:23	3080	245.10
25	000:00:24	3178	252.90
26	000:00:25	3268	260.06
27	000:00:26	3365	267.78
28	000:00:27	3468	275.97
29	000:00:28	3572	284.25
30	000:00:29	3676	292.53
31	000:00:30	3775	300.40
32	000:00:31	3886	309.24
33	000:00:32	3998	318.15
34	000:00:33	4113	327.30
35	000:00:34	4217	335.58
36	000:00:35	4334	344.89
37	000:00:36	4456	354.60
38	000:00:37	4568	363.51
39	000:00:38	4693	373.46
40	000:00:39	4817	383.32

HM Data Download - Concrete Test Results

READ #	TIME	LOAD	STRESS (PSI)
41	000:00:40	4944	393.43
42	000:00:41	5061	402.74
43	000:00:42	5186	412.69
44	000:00:43	5319	423.27
45	000:00:44	5487	436.64
46	000:00:45	5646	449.29
47	000:00:46	5821	463.22
48	000:00:47	5996	477.15
49	000:00:48	6174	491.31
50	000:00:49	6341	504.60
51	000:00:50	6530	519.64
52	000:00:51	6759	537.86
53	000:00:52	7019	558.55
54	000:00:53	7253	577.18
55	000:00:54	7519	598.34
56	000:00:55	7791	619.99
57	000:00:56	8072	642.35
58	000:00:57	8327	662.64
59	000:00:58	8618	685.80
60	000:00:59	8913	709.27
61	000:01:00	9210	732.91
62	000:01:01	9485	754.79
63	000:01:02	9797	779.62
64	000:01:03	10131	806.20
65	000:01:04	10474	833.49
66	000:01:05	10796	859.12
67	000:01:06	11153	887.53
68	000:01:07	11518	916.57
69	000:01:08	11890	946.18
70	000:01:09	12229	973.15
71	000:01:10	12615	1,003.87
72	000:01:11	13013	1,035.54
73	000:01:12	13414	1,067.45
74	000:01:13	13786	1,097.06
75	000:01:14	14199	1,129.92
76	000:01:15	14625	1,163.82
77	000:01:16	15056	1,198.12
78	000:01:17	15448	1,229.31

HM Data Download - Concrete Test Results

READ #	TIME	LOAD	STRESS (PSI)
79	000:01:18	15882	1,263.85
80	000:01:19	16326	1,299.18
81	000:01:20	16772	1,334.67
82	000:01:21	17178	1,366.98
83	000:01:22	17629	1,402.87
84	000:01:23	18086	1,439.24
85	000:01:24	18557	1,476.72
86	000:01:25	18971	1,509.66
87	000:01:26	19440	1,546.99
88	000:01:27	19916	1,584.86
89	000:01:28	20395	1,622.98
90	000:01:29	20832	1,657.76
91	000:01:30	21325	1,696.99
92	000:01:31	21804	1,735.11
93	000:01:32	22281	1,773.07
94	000:01:33	22708	1,807.05
95	000:01:34	23190	1,845.40
96	000:01:35	23674	1,883.92
97	000:01:36	24156	1,922.27
98	000:01:37	24606	1,958.08
99	000:01:38	25090	1,996.60
100	000:01:39	25573	2,035.03
101	000:01:40	26003	2,069.25
102	000:01:41	26474	2,106.73
103	000:01:42	26938	2,143.66
104	000:01:43	27398	2,180.26
105	000:01:44	27806	2,212.73
106	000:01:45	28254	2,248.38
107	000:01:46	28688	2,282.92
108	000:01:47	29120	2,317.30
109	000:01:48	29500	2,347.54
110	000:01:49	29923	2,381.20
111	000:01:50	30354	2,415.49
112	000:01:51	30787	2,449.95
113	000:01:52	31160	2,479.63
114	000:01:53	31571	2,512.34
115	000:01:54	31978	2,544.73
116	000:01:55	32378	2,576.56

HM Data Download - Concrete Test Results

READ #	TIME	LOAD	STRESS (PSI)
117	000:01:56	32781	2,608.63
118	000:01:57	33137	2,636.96
119	000:01:58	33526	2,667.91
120	000:01:59	33911	2,698.55
121	000:02:00	34273	2,727.36
122	000:02:01	34594	2,752.90
123	000:02:02	34956	2,781.71
124	000:02:03	35321	2,810.76
125	000:02:04	35681	2,839.40
126	000:02:05	36002	2,864.95
127	000:02:06	36357	2,893.20
128	000:02:07	36714	2,921.61
129	000:02:08	37060	2,949.14
130	000:02:09	37358	2,972.86
131	000:02:10	37686	2,998.96
132	000:02:11	38016	3,025.22
133	000:02:12	38322	3,049.57
134	000:02:13	38573	3,069.54
135	000:02:14	38828	3,089.83
136	000:02:15	39067	3,108.85
137	000:02:16	39331	3,129.86
138	000:02:17	39547	3,147.05
139	000:02:18	39759	3,163.92
140	000:02:19	39870	3,172.75
141	000:02:20	39923	3,176.97
142	000:02:21	39932	3,177.69
143	000:02:22	39542	3,146.65
144	000:02:23	39216	3,120.71
145	000:02:24	39050	3,107.50
146	000:02:25	38865	3,092.78
147	000:02:26	38732	3,082.19
148	000:02:27	38683	3,078.30
149	000:02:28	38622	3,073.44
150	000:02:29	38647	3,075.43
151	000:02:30	38757	3,084.18
152	000:02:31	38881	3,094.05
153	000:02:32	39035	3,106.31
154	000:02:33	39162	3,116.41

HM Data Download - Concrete Test Results

READ #	TIME	LOAD	STRESS (PSI)
155	000:02:34	39278	3,125.64
156	000:02:35	39366	3,132.65
157	000:02:36	39438	3,138.38
158	000:02:37	39519	3,144.82
159	000:02:38	39641	3,154.53
160	000:02:39	39784	3,165.91
161	000:02:40	39895	3,174.74
162	000:02:41	40017	3,184.45
163	000:02:42	40097	3,190.82
164	000:02:43	40193	3,198.46
165	000:02:44	40191	3,198.30
166	000:02:45	40018	3,184.53
167	000:02:46	39396	3,135.03
168	000:02:47	36670	2,918.11
169	000:02:48	33476	2,663.94
170	000:02:48	23758	1,890.60

Concrete Test

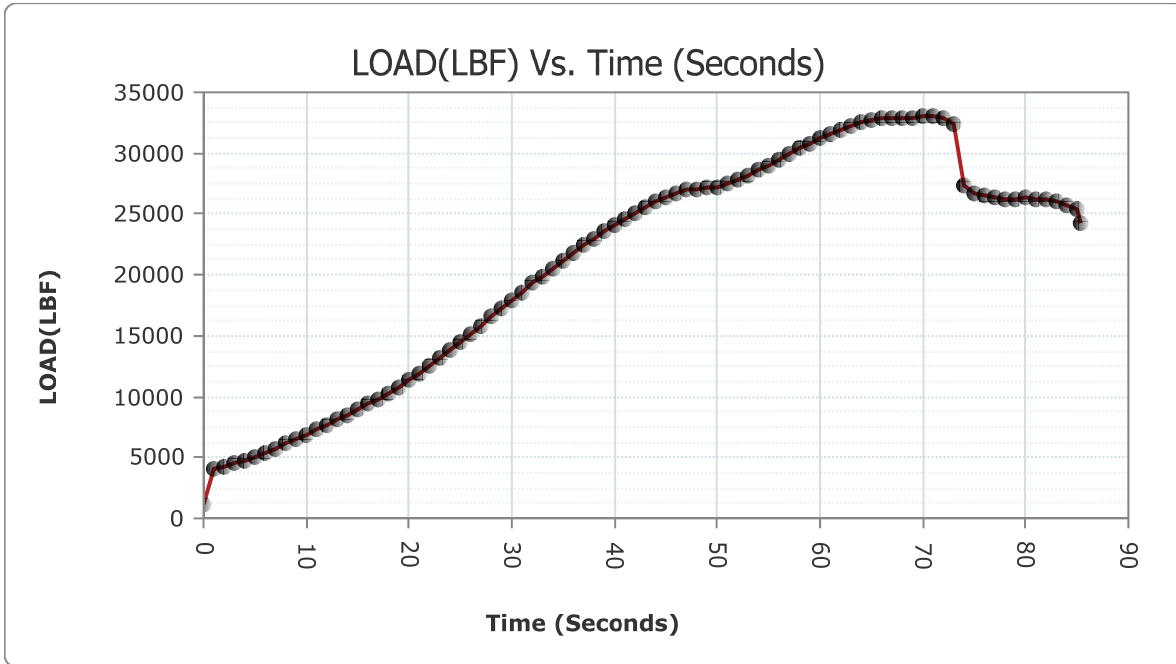
Sample Identification: W35_2

Machine ID: 6a127

Test Type: ASTM C39

5/15/2020

TYPE	PEAK VALUES	UNITS
LOAD	33013	LBF
Diameter	4.00	IN
Length	8.00	IN
Cross-Sectional Area	12.57	IN ²
Sample Age	0.0	day(s)
Corrected Stress	2627.10	PSI
Average Pace Rate	200.92	LBF
Fracture Type	Type 1	
Correction Factor	1.000	
Temperature @ START	82.4	°F
Temperature @ FINISH	82.4	°F



READ #	TIME	LOAD	STRESS (PSI)
1	000:00:00	1152	91.67
2	000:00:01	4028	320.54

HM Data Download - Concrete Test Results

READ #	TIME	LOAD	STRESS (PSI)
3	000:00:02	4214	335.34
4	000:00:03	4488	357.14
5	000:00:04	4792	381.34
6	000:00:05	5081	404.33
7	000:00:06	5419	431.23
8	000:00:07	5772	459.32
9	000:00:08	6144	488.92
10	000:00:09	6485	516.06
11	000:00:10	6880	547.49
12	000:00:11	7287	579.88
13	000:00:12	7702	612.91
14	000:00:13	8079	642.91
15	000:00:14	8500	676.41
16	000:00:15	8938	711.26
17	000:00:16	9387	746.99
18	000:00:17	9801	779.94
19	000:00:18	10265	816.86
20	000:00:19	10800	859.44
21	000:00:20	11374	905.11
22	000:00:21	11914	948.09
23	000:00:22	12532	997.26
24	000:00:23	13172	1,048.19
25	000:00:24	13829	1,100.48
26	000:00:25	14436	1,148.78
27	000:00:26	15125	1,203.61
28	000:00:27	15822	1,259.07
29	000:00:28	16538	1,316.05
30	000:00:29	17187	1,367.70
31	000:00:30	17888	1,423.48
32	000:00:31	18589	1,479.27
33	000:00:32	19300	1,535.85
34	000:00:33	19932	1,586.14
35	000:00:34	20583	1,637.94
36	000:00:35	21231	1,689.51
37	000:00:36	21776	1,732.88
38	000:00:37	22392	1,781.90
39	000:00:38	22988	1,829.33
40	000:00:39	23543	1,873.49

HM Data Download - Concrete Test Results

READ #	TIME	LOAD	STRESS (PSI)
41	000:00:40	24037	1,912.80
42	000:00:41	24585	1,956.41
43	000:00:42	25110	1,998.19
44	000:00:43	25573	2,035.03
45	000:00:44	25977	2,067.18
46	000:00:45	26404	2,101.16
47	000:00:46	26729	2,127.03
48	000:00:47	26968	2,146.05
49	000:00:48	27090	2,155.75
50	000:00:49	27162	2,161.48
51	000:00:50	27192	2,163.87
52	000:00:51	27506	2,188.86
53	000:00:52	27844	2,215.76
54	000:00:53	28218	2,245.52
55	000:00:54	28618	2,277.35
56	000:00:55	29041	2,311.01
57	000:00:56	29502	2,347.69
58	000:00:57	29935	2,382.15
59	000:00:58	30391	2,418.44
60	000:00:59	30846	2,454.65
61	000:01:00	31256	2,487.27
62	000:01:01	31522	2,508.44
63	000:01:02	31900	2,538.52
64	000:01:03	32280	2,568.76
65	000:01:04	32620	2,595.82
66	000:01:05	32802	2,610.30
67	000:01:06	32923	2,619.93
68	000:01:07	32899	2,618.02
69	000:01:08	32886	2,616.98
70	000:01:09	32954	2,622.40
71	000:01:10	33007	2,626.61
72	000:01:11	32995	2,625.66
73	000:01:12	32822	2,611.89
74	000:01:13	32390	2,577.51
75	000:01:14	27354	2,176.76
76	000:01:15	26734	2,127.42
77	000:01:16	26510	2,109.60
78	000:01:17	26348	2,096.71

HM Data Download - Concrete Test Results

READ #	TIME	LOAD	STRESS (PSI)
79	000:01:18	26240	2,088.11
80	000:01:19	26270	2,090.50
81	000:01:20	26300	2,092.89
82	000:01:21	26272	2,090.66
83	000:01:22	26170	2,082.54
84	000:01:23	25977	2,067.18
85	000:01:24	25707	2,045.70
86	000:01:25	25404	2,021.59
87	000:01:25	24228	1,928.00

Concrete Test

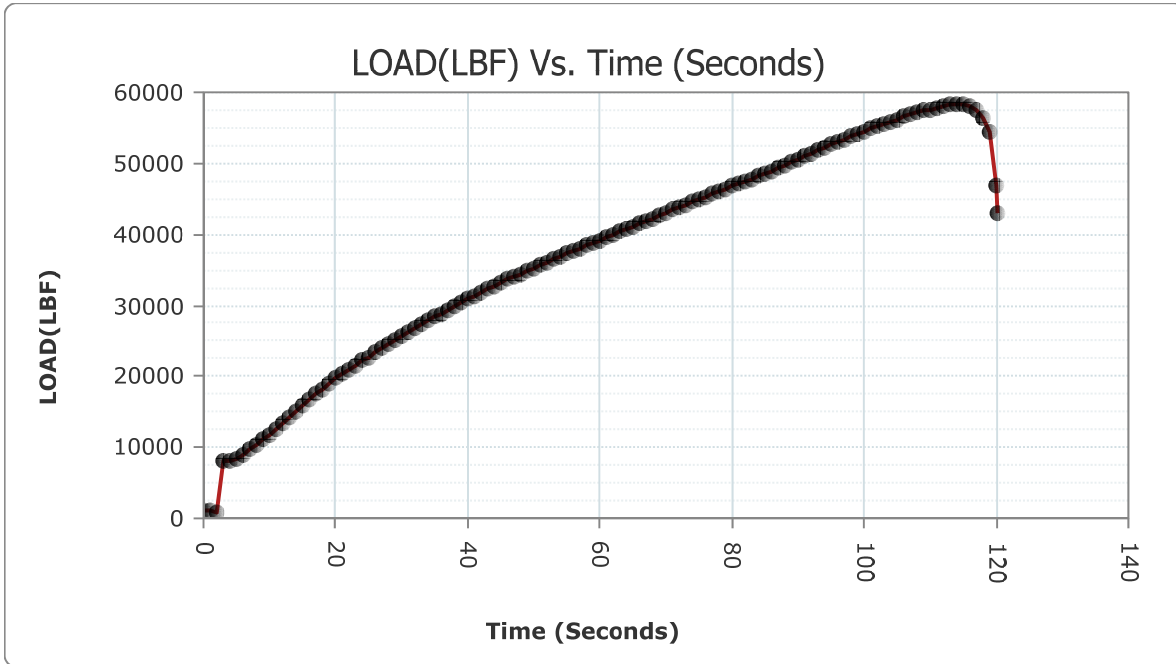
Sample Identification: W35_3

Machine ID: 6a127

Test Type: ASTM C39

5/15/2020

TYPE	PEAK VALUES	UNITS
LOAD	58327	LBF
Diameter	4.00	IN
Length	8.00	IN
Cross-Sectional Area	12.57	IN ²
Sample Age	0.0	day(s)
Corrected Stress	4641.49	PSI
Average Pace Rate	380.83	LBF
Fracture Type	Type 1	
Correction Factor	1.000	
Temperature @ START	82.4	°F
Temperature @ FINISH	82.2	°F



READ #	TIME	LOAD	STRESS (PSI)
1	000:00:00	1009	80.29
2	000:00:01	997	79.34

HM Data Download - Concrete Test Results

READ #	TIME	LOAD	STRESS (PSI)
3	000:00:02	971	77.27
4	000:00:03	8086	643.46
5	000:00:04	8215	653.73
6	000:00:05	8301	660.57
7	000:00:06	8973	714.05
8	000:00:07	9670	769.51
9	000:00:08	10387	826.57
10	000:00:09	11061	880.21
11	000:00:10	11828	941.24
12	000:00:11	12623	1,004.51
13	000:00:12	13443	1,069.76
14	000:00:13	14198	1,129.84
15	000:00:14	15052	1,197.80
16	000:00:15	15935	1,268.07
17	000:00:16	16800	1,336.90
18	000:00:17	17495	1,392.21
19	000:00:18	18252	1,452.45
20	000:00:19	18991	1,511.26
21	000:00:20	19694	1,567.20
22	000:00:21	20300	1,615.42
23	000:00:22	20977	1,669.30
24	000:00:23	21622	1,720.62
25	000:00:24	22211	1,767.50
26	000:00:25	22742	1,809.75
27	000:00:26	23338	1,857.18
28	000:00:27	23936	1,904.77
29	000:00:28	24540	1,952.83
30	000:00:29	25086	1,996.28
31	000:00:30	25689	2,044.27
32	000:00:31	26234	2,087.64
33	000:00:32	26782	2,131.24
34	000:00:33	27282	2,171.03
35	000:00:34	27829	2,214.56
36	000:00:35	28376	2,258.09
37	000:00:36	28872	2,297.56
38	000:00:37	29419	2,341.09
39	000:00:38	29918	2,380.80
40	000:00:39	30411	2,420.03

HM Data Download - Concrete Test Results

READ #	TIME	LOAD	STRESS (PSI)
41	000:00:40	30858	2,455.60
42	000:00:41	31353	2,494.99
43	000:00:42	31847	2,534.30
44	000:00:43	32334	2,573.06
45	000:00:44	32775	2,608.15
46	000:00:45	33233	2,644.60
47	000:00:46	33653	2,678.02
48	000:00:47	34069	2,711.13
49	000:00:48	34447	2,741.21
50	000:00:49	34867	2,774.63
51	000:00:50	35287	2,808.05
52	000:00:51	35699	2,840.84
53	000:00:52	36060	2,869.56
54	000:00:53	36462	2,901.55
55	000:00:54	36860	2,933.23
56	000:00:55	37261	2,965.14
57	000:00:56	37619	2,993.63
58	000:00:57	38017	3,025.30
59	000:00:58	38416	3,057.05
60	000:00:59	38813	3,088.64
61	000:01:00	39171	3,117.13
62	000:01:01	39567	3,148.64
63	000:01:02	39961	3,180.00
64	000:01:03	40356	3,211.43
65	000:01:04	40751	3,242.86
66	000:01:05	41106	3,271.11
67	000:01:06	41496	3,302.15
68	000:01:07	41889	3,333.42
69	000:01:08	42277	3,364.30
70	000:01:09	42633	3,392.63
71	000:01:10	43019	3,423.34
72	000:01:11	43408	3,454.30
73	000:01:12	43793	3,484.94
74	000:01:13	44141	3,512.63
75	000:01:14	44526	3,543.27
76	000:01:15	44907	3,573.59
77	000:01:16	45290	3,604.06
78	000:01:17	45633	3,631.36

HM Data Download - Concrete Test Results

READ #	TIME	LOAD	STRESS (PSI)
79	000:01:18	46012	3,661.52
80	000:01:19	46390	3,691.60
81	000:01:20	46765	3,721.44
82	000:01:21	47103	3,748.34
83	000:01:22	47476	3,778.02
84	000:01:23	47848	3,807.62
85	000:01:24	48216	3,836.91
86	000:01:25	48548	3,863.33
87	000:01:26	48934	3,894.04
88	000:01:27	49350	3,927.15
89	000:01:28	49760	3,959.77
90	000:01:29	50122	3,988.58
91	000:01:30	50545	4,022.24
92	000:01:31	50980	4,056.86
93	000:01:32	51408	4,090.92
94	000:01:33	51796	4,121.79
95	000:01:34	52213	4,154.98
96	000:01:35	52622	4,187.53
97	000:01:36	52985	4,216.41
98	000:01:37	53383	4,248.08
99	000:01:38	53771	4,278.96
100	000:01:39	54159	4,309.84
101	000:01:40	54497	4,336.73
102	000:01:41	54867	4,366.18
103	000:01:42	55227	4,394.83
104	000:01:43	55580	4,422.92
105	000:01:44	55888	4,447.43
106	000:01:45	56219	4,473.77
107	000:01:46	56534	4,498.83
108	000:01:47	56836	4,522.87
109	000:01:48	57091	4,543.16
110	000:01:49	57355	4,564.17
111	000:01:50	57600	4,583.66
112	000:01:51	57817	4,600.93
113	000:01:52	58013	4,616.53
114	000:01:53	58196	4,631.09
115	000:01:54	58309	4,640.08
116	000:01:55	58306	4,639.84

HM Data Download - Concrete Test Results

READ #	TIME	LOAD	STRESS (PSI)
117	000:01:56	58128	4,625.68
118	000:01:57	57620	4,585.25
119	000:01:58	56460	4,492.94
120	000:01:59	54293	4,320.50
121	000:02:00	46989	3,739.27
122	000:02:00	42850	3,409.89

Concrete Test

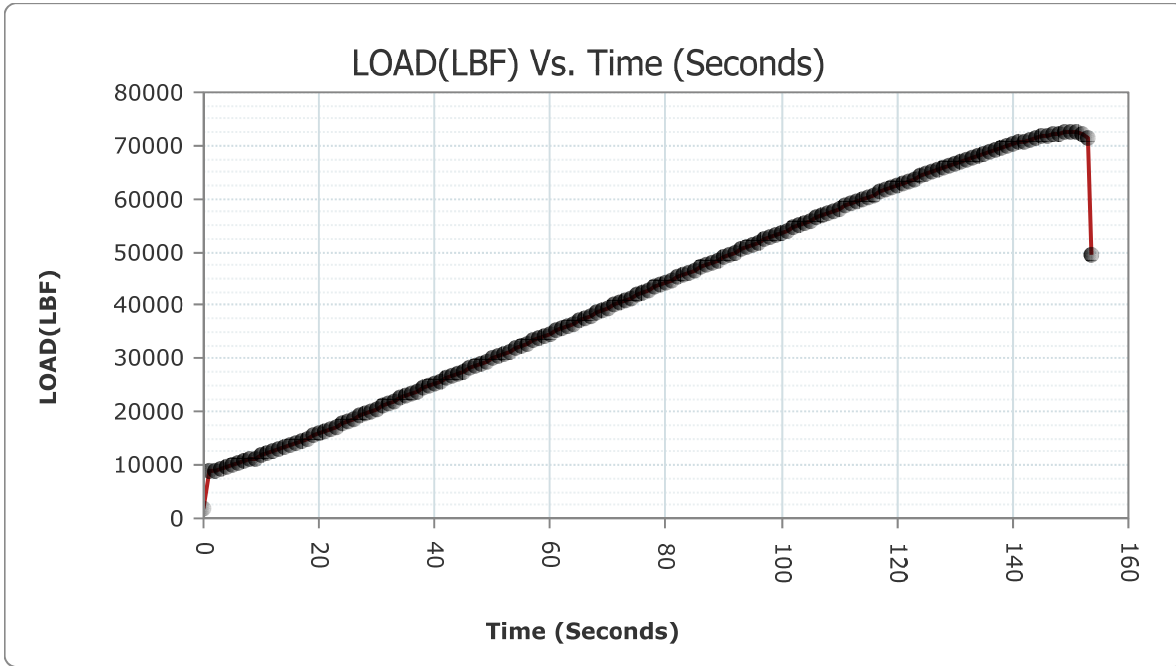
Sample Identification: W4_1

Machine ID: 6a127

Test Type: ASTM C39

5/15/2020

TYPE	PEAK VALUES	UNITS
LOAD	72569	LBF
Diameter	4.00	IN
Length	8.00	IN
Cross-Sectional Area	12.57	IN ²
Sample Age	0.0	day(s)
Corrected Stress	5774.86	PSI
Average Pace Rate	421.79	LBF
Fracture Type	Type 6	
Correction Factor	1.000	
Temperature @ START	82.7	°F
Temperature @ FINISH	82.9	°F



READ #	TIME	LOAD	STRESS (PSI)
1	000:00:00	2006	159.63
2	000:00:01	8829	702.59

HM Data Download - Concrete Test Results

READ #	TIME	LOAD	STRESS (PSI)
3	000:00:02	8962	713.17
4	000:00:03	9260	736.89
5	000:00:04	9588	762.99
6	000:00:05	9899	787.74
7	000:00:06	10258	816.31
8	000:00:07	10625	845.51
9	000:00:08	11002	875.51
10	000:00:09	11345	902.81
11	000:00:10	11739	934.16
12	000:00:11	12139	965.99
13	000:00:12	12548	998.54
14	000:00:13	12924	1,028.46
15	000:00:14	13345	1,061.96
16	000:00:15	13774	1,096.10
17	000:00:16	14208	1,130.64
18	000:00:17	14600	1,161.83
19	000:00:18	15047	1,197.40
20	000:00:19	15498	1,233.29
21	000:00:20	15955	1,269.66
22	000:00:21	16368	1,302.52
23	000:00:22	16834	1,339.61
24	000:00:23	17302	1,376.85
25	000:00:24	17779	1,414.81
26	000:00:25	18208	1,448.95
27	000:00:26	18692	1,487.46
28	000:00:27	19179	1,526.22
29	000:00:28	19665	1,564.89
30	000:00:29	20110	1,600.30
31	000:00:30	20608	1,639.93
32	000:00:31	21105	1,679.48
33	000:00:32	21604	1,719.19
34	000:00:33	22060	1,755.48
35	000:00:34	22566	1,795.75
36	000:00:35	23052	1,834.42
37	000:00:36	23519	1,871.58
38	000:00:37	23940	1,905.08
39	000:00:38	24410	1,942.49
40	000:00:39	24882	1,980.05

HM Data Download - Concrete Test Results

READ #	TIME	LOAD	STRESS (PSI)
41	000:00:40	25355	2,017.69
42	000:00:41	25781	2,051.59
43	000:00:42	26256	2,089.39
44	000:00:43	26732	2,127.26
45	000:00:44	27210	2,165.30
46	000:00:45	27640	2,199.52
47	000:00:46	28119	2,237.64
48	000:00:47	28589	2,275.04
49	000:00:48	29069	2,313.24
50	000:00:49	29505	2,347.93
51	000:00:50	29987	2,386.29
52	000:00:51	30471	2,424.81
53	000:00:52	30957	2,463.48
54	000:00:53	31393	2,498.18
55	000:00:54	31895	2,538.12
56	000:00:55	32379	2,576.64
57	000:00:56	32818	2,611.57
58	000:00:57	33305	2,650.33
59	000:00:58	33794	2,689.24
60	000:00:59	34281	2,728.00
61	000:01:00	34722	2,763.09
62	000:01:01	35212	2,802.08
63	000:01:02	35704	2,841.23
64	000:01:03	36191	2,879.99
65	000:01:04	36630	2,914.92
66	000:01:05	37122	2,954.07
67	000:01:06	37614	2,993.23
68	000:01:07	38102	3,032.06
69	000:01:08	38549	3,067.63
70	000:01:09	39040	3,106.70
71	000:01:10	39525	3,145.30
72	000:01:11	40018	3,184.53
73	000:01:12	40510	3,223.68
74	000:01:13	40951	3,258.78
75	000:01:14	41442	3,297.85
76	000:01:15	41930	3,336.68
77	000:01:16	42421	3,375.76
78	000:01:17	42863	3,410.93

HM Data Download - Concrete Test Results

READ #	TIME	LOAD	STRESS (PSI)
79	000:01:18	43351	3,449.76
80	000:01:19	43838	3,488.52
81	000:01:20	44326	3,527.35
82	000:01:21	44765	3,562.29
83	000:01:22	45255	3,601.28
84	000:01:23	45741	3,639.95
85	000:01:24	46228	3,678.71
86	000:01:25	46666	3,713.56
87	000:01:26	47152	3,752.24
88	000:01:27	47637	3,790.83
89	000:01:28	48122	3,829.43
90	000:01:29	48555	3,863.88
91	000:01:30	49039	3,902.40
92	000:01:31	49518	3,940.52
93	000:01:32	49999	3,978.79
94	000:01:33	50432	4,013.25
95	000:01:34	50906	4,050.97
96	000:01:35	51383	4,088.93
97	000:01:36	51859	4,126.81
98	000:01:37	52289	4,161.03
99	000:01:38	52762	4,198.67
100	000:01:39	53234	4,236.23
101	000:01:40	53710	4,274.11
102	000:01:41	54130	4,307.53
103	000:01:42	54596	4,344.61
104	000:01:43	55068	4,382.17
105	000:01:44	55534	4,419.26
106	000:01:45	55952	4,452.52
107	000:01:46	56419	4,489.68
108	000:01:47	56880	4,526.37
109	000:01:48	57339	4,562.89
110	000:01:49	57752	4,595.76
111	000:01:50	58206	4,631.89
112	000:01:51	58667	4,668.57
113	000:01:52	59115	4,704.22
114	000:01:53	59522	4,736.61
115	000:01:54	59972	4,772.42
116	000:01:55	60428	4,808.71

HM Data Download - Concrete Test Results

READ #	TIME	LOAD	STRESS (PSI)
117	000:01:56	60824	4,840.22
118	000:01:57	61263	4,875.15
119	000:01:58	61698	4,909.77
120	000:01:59	62133	4,944.39
121	000:02:00	62522	4,975.34
122	000:02:01	62956	5,009.88
123	000:02:02	63384	5,043.94
124	000:02:03	63810	5,077.84
125	000:02:04	64189	5,108.00
126	000:02:05	64612	5,141.66
127	000:02:06	65028	5,174.76
128	000:02:07	65442	5,207.71
129	000:02:08	65809	5,236.91
130	000:02:09	66214	5,269.14
131	000:02:10	66617	5,301.21
132	000:02:11	67018	5,333.12
133	000:02:12	67371	5,361.21
134	000:02:13	67760	5,392.17
135	000:02:14	68141	5,422.49
136	000:02:15	68516	5,452.33
137	000:02:16	68848	5,478.75
138	000:02:17	69213	5,507.80
139	000:02:18	69571	5,536.28
140	000:02:19	69918	5,563.90
141	000:02:20	70224	5,588.25
142	000:02:21	70550	5,614.19
143	000:02:22	70868	5,639.50
144	000:02:23	71170	5,663.53
145	000:02:24	71428	5,684.06
146	000:02:25	71694	5,705.23
147	000:02:26	71933	5,724.25
148	000:02:27	72149	5,741.44
149	000:02:28	72319	5,754.96
150	000:02:29	72465	5,766.58
151	000:02:30	72561	5,774.22
152	000:02:31	72534	5,772.07
153	000:02:32	72284	5,752.18
154	000:02:33	71497	5,689.55

HM Data Download - Concrete Test Results

READ #	TIME	LOAD	STRESS (PSI)
155	000:02:33	49469	3,936.62

Concrete Test

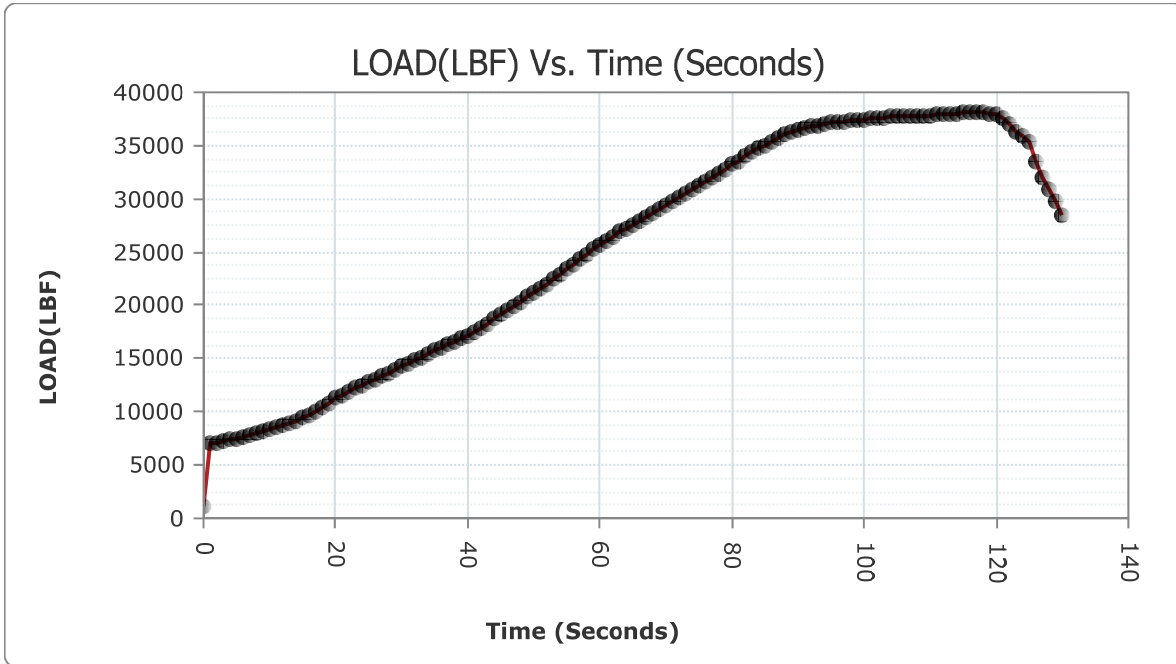
Sample Identification: W4_2

Machine ID: 6a127

Test Type: ASTM C39

5/15/2020

TYPE	PEAK VALUES	UNITS
LOAD	38101	LBF
Diameter	4.00	IN
Length	8.00	IN
Cross-Sectional Area	12.57	IN ²
Sample Age	0.0	day(s)
Corrected Stress	3031.95	PSI
Average Pace Rate	272.43	LBF
Fracture Type	Type 2	
Correction Factor	1.000	
Temperature @ START	83.0	°F
Temperature @ FINISH	82.6	°F



READ #	TIME	LOAD	STRESS (PSI)
1	000:00:00	1083	86.18
2	000:00:01	7112	565.95

HM Data Download - Concrete Test Results

READ #	TIME	LOAD	STRESS (PSI)
3	000:00:02	7116	566.27
4	000:00:03	7216	574.23
5	000:00:04	7353	585.13
6	000:00:05	7491	596.11
7	000:00:06	7657	609.32
8	000:00:07	7826	622.77
9	000:00:08	7999	636.54
10	000:00:09	8163	649.59
11	000:00:10	8344	663.99
12	000:00:11	8530	678.80
13	000:00:12	8716	693.60
14	000:00:13	8886	707.13
15	000:00:14	9111	725.03
16	000:00:15	9415	749.22
17	000:00:16	9755	776.28
18	000:00:17	10085	802.54
19	000:00:18	10480	833.97
20	000:00:19	10876	865.48
21	000:00:20	11271	896.92
22	000:00:21	11599	923.02
23	000:00:22	11927	949.12
24	000:00:23	12231	973.31
25	000:00:24	12504	995.04
26	000:00:25	12766	1,015.89
27	000:00:26	13058	1,039.12
28	000:00:27	13358	1,063.00
29	000:00:28	13658	1,086.87
30	000:00:29	13931	1,108.59
31	000:00:30	14238	1,133.02
32	000:00:31	14548	1,157.69
33	000:00:32	14854	1,182.04
34	000:00:33	15131	1,204.09
35	000:00:34	15431	1,227.96
36	000:00:35	15736	1,252.23
37	000:00:36	16042	1,276.58
38	000:00:37	16316	1,298.39
39	000:00:38	16614	1,322.10
40	000:00:39	16918	1,346.29

HM Data Download - Concrete Test Results

READ #	TIME	LOAD	STRESS (PSI)
41	000:00:40	17205	1,369.13
42	000:00:41	17452	1,388.79
43	000:00:42	17858	1,421.09
44	000:00:43	18296	1,455.95
45	000:00:44	18733	1,490.72
46	000:00:45	19118	1,521.36
47	000:00:46	19545	1,555.34
48	000:00:47	19955	1,587.97
49	000:00:48	20370	1,620.99
50	000:00:49	20752	1,651.39
51	000:00:50	21197	1,686.80
52	000:00:51	21641	1,722.14
53	000:00:52	22045	1,754.29
54	000:00:53	22499	1,790.41
55	000:00:54	22961	1,827.18
56	000:00:55	23422	1,863.86
57	000:00:56	23839	1,897.05
58	000:00:57	24302	1,933.89
59	000:00:58	24751	1,969.62
60	000:00:59	25210	2,006.15
61	000:01:00	25613	2,038.22
62	000:01:01	26057	2,073.55
63	000:01:02	26488	2,107.85
64	000:01:03	26885	2,139.44
65	000:01:04	27219	2,166.02
66	000:01:05	27578	2,194.59
67	000:01:06	27910	2,221.01
68	000:01:07	28257	2,248.62
69	000:01:08	28582	2,274.48
70	000:01:09	28963	2,304.80
71	000:01:10	29356	2,336.08
72	000:01:11	29743	2,366.87
73	000:01:12	30141	2,398.54
74	000:01:13	30503	2,427.35
75	000:01:14	30912	2,459.90
76	000:01:15	31319	2,492.29
77	000:01:16	31672	2,520.38
78	000:01:17	31999	2,546.40

HM Data Download - Concrete Test Results

READ #	TIME	LOAD	STRESS (PSI)
79	000:01:18	32395	2,577.91
80	000:01:19	32803	2,610.38
81	000:01:20	33210	2,642.77
82	000:01:21	33576	2,671.89
83	000:01:22	33967	2,703.01
84	000:01:23	34339	2,732.61
85	000:01:24	34705	2,761.74
86	000:01:25	35026	2,787.28
87	000:01:26	35372	2,814.81
88	000:01:27	35706	2,841.39
89	000:01:28	36018	2,866.22
90	000:01:29	36271	2,886.35
91	000:01:30	36473	2,902.43
92	000:01:31	36650	2,916.51
93	000:01:32	36815	2,929.64
94	000:01:33	36910	2,937.20
95	000:01:34	37018	2,945.80
96	000:01:35	37139	2,955.43
97	000:01:36	37228	2,962.51
98	000:01:37	37292	2,967.60
99	000:01:38	37384	2,974.92
100	000:01:39	37463	2,981.21
101	000:01:40	37485	2,982.96
102	000:01:41	37507	2,984.71
103	000:01:42	37580	2,990.52
104	000:01:43	37672	2,997.84
105	000:01:44	37767	3,005.40
106	000:01:45	37813	3,009.06
107	000:01:46	37843	3,011.45
108	000:01:47	37842	3,011.37
109	000:01:48	37835	3,010.81
110	000:01:49	37833	3,010.65
111	000:01:50	37851	3,012.09
112	000:01:51	37883	3,014.63
113	000:01:52	37931	3,018.45
114	000:01:53	37987	3,022.91
115	000:01:54	38042	3,027.29
116	000:01:55	38076	3,029.99

HM Data Download - Concrete Test Results

READ #	TIME	LOAD	STRESS (PSI)
117	000:01:56	38098	3,031.74
118	000:01:57	38097	3,031.66
119	000:01:58	38066	3,029.20
120	000:01:59	38008	3,024.58
121	000:02:00	37887	3,014.95
122	000:02:01	37554	2,988.45
123	000:02:02	37006	2,944.84
124	000:02:03	36339	2,891.77
125	000:02:04	35898	2,856.67
126	000:02:05	35322	2,810.84
127	000:02:06	33452	2,662.03
128	000:02:07	32080	2,552.85
129	000:02:08	30975	2,464.91
130	000:02:09	29681	2,361.94
131	000:02:09	28556	2,272.41

Concrete Test

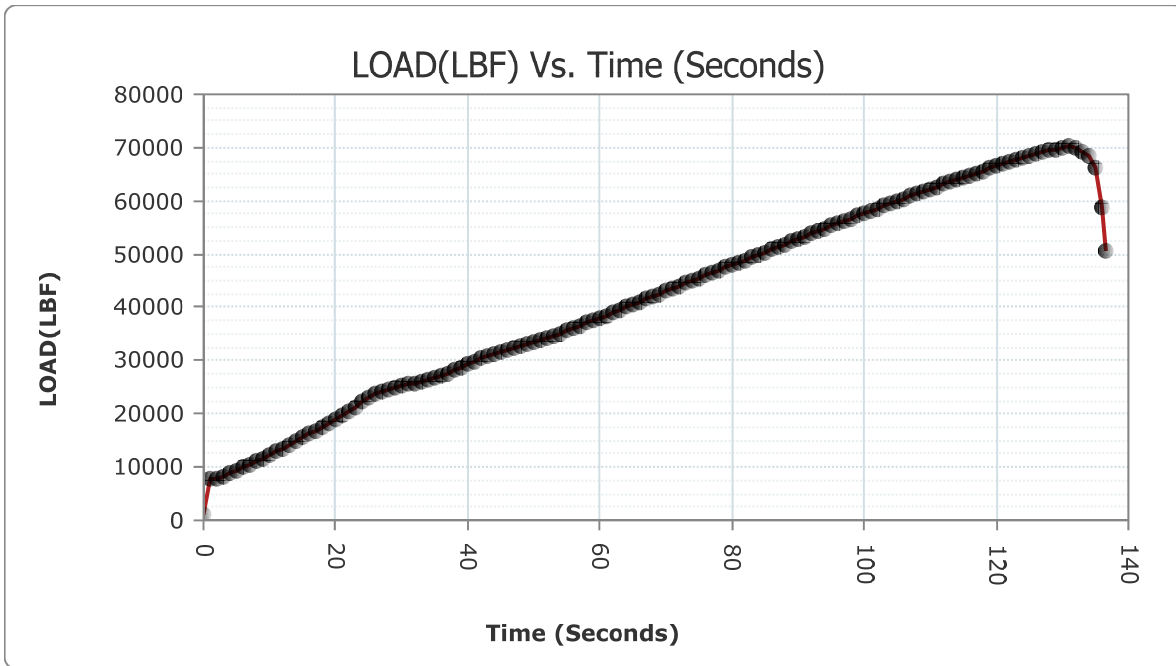
Sample Identification: W4_3

Machine ID: 6a127

Test Type: ASTM C39

5/15/2020

TYPE	PEAK VALUES	UNITS
LOAD	70148	LBF
Diameter	4.00	IN
Length	8.00	IN
Cross-Sectional Area	12.57	IN ²
Sample Age	0.0	day(s)
Corrected Stress	5582.17	PSI
Average Pace Rate	459.82	LBF
Fracture Type	Type 1	
Correction Factor	1.000	
Temperature @ START	82.6	°F
Temperature @ FINISH	82.6	°F



READ #	TIME	LOAD	STRESS (PSI)
1	000:00:00	1114	88.65
2	000:00:01	7710	613.54

HM Data Download - Concrete Test Results

READ #	TIME	LOAD	STRESS (PSI)
3	000:00:02	7922	630.41
4	000:00:03	8365	665.67
5	000:00:04	8858	704.90
6	000:00:05	9332	742.62
7	000:00:06	9885	786.62
8	000:00:07	10455	831.98
9	000:00:08	11050	879.33
10	000:00:09	11600	923.10
11	000:00:10	12225	972.83
12	000:00:11	12868	1,024.00
13	000:00:12	13524	1,076.21
14	000:00:13	14125	1,124.03
15	000:00:14	14811	1,178.62
16	000:00:15	15513	1,234.49
17	000:00:16	16226	1,291.22
18	000:00:17	16876	1,342.95
19	000:00:18	17610	1,401.36
20	000:00:19	18355	1,460.64
21	000:00:20	19115	1,521.12
22	000:00:21	19804	1,575.95
23	000:00:22	20582	1,637.86
24	000:00:23	21366	1,700.25
25	000:00:24	22158	1,763.28
26	000:00:25	22903	1,822.56
27	000:00:26	23640	1,881.21
28	000:00:27	24227	1,927.92
29	000:00:28	24669	1,963.10
30	000:00:29	25059	1,994.13
31	000:00:30	25362	2,018.24
32	000:00:31	25611	2,038.06
33	000:00:32	25834	2,055.80
34	000:00:33	26086	2,075.86
35	000:00:34	26342	2,096.23
36	000:00:35	26701	2,124.80
37	000:00:36	27132	2,159.10
38	000:00:37	27690	2,203.50
39	000:00:38	28256	2,248.54
40	000:00:39	28821	2,293.50

HM Data Download - Concrete Test Results

READ #	TIME	LOAD	STRESS (PSI)
41	000:00:40	29329	2,333.93
42	000:00:41	29893	2,378.81
43	000:00:42	30460	2,423.93
44	000:00:43	30981	2,465.39
45	000:00:44	31333	2,493.40
46	000:00:45	31687	2,521.57
47	000:00:46	32046	2,550.14
48	000:00:47	32409	2,579.03
49	000:00:48	32738	2,605.21
50	000:00:49	33102	2,634.17
51	000:00:50	33468	2,663.30
52	000:00:51	33833	2,692.34
53	000:00:52	34166	2,718.84
54	000:00:53	34546	2,749.08
55	000:00:54	35033	2,787.84
56	000:00:55	35549	2,828.90
57	000:00:56	36010	2,865.58
58	000:00:57	36519	2,906.09
59	000:00:58	37031	2,946.83
60	000:00:59	37540	2,987.34
61	000:01:00	38000	3,023.94
62	000:01:01	38511	3,064.61
63	000:01:02	39021	3,105.19
64	000:01:03	39527	3,145.46
65	000:01:04	40041	3,186.36
66	000:01:05	40499	3,222.81
67	000:01:06	41008	3,263.31
68	000:01:07	41518	3,303.90
69	000:01:08	41976	3,340.34
70	000:01:09	42489	3,381.17
71	000:01:10	42995	3,421.43
72	000:01:11	43505	3,462.02
73	000:01:12	43963	3,498.46
74	000:01:13	44470	3,538.81
75	000:01:14	44979	3,579.32
76	000:01:15	45488	3,619.82
77	000:01:16	45994	3,660.09
78	000:01:17	46452	3,696.53

HM Data Download - Concrete Test Results

READ #	TIME	LOAD	STRESS (PSI)
79	000:01:18	46958	3,736.80
80	000:01:19	47466	3,777.22
81	000:01:20	47971	3,817.41
82	000:01:21	48425	3,853.54
83	000:01:22	48930	3,893.73
84	000:01:23	49433	3,933.75
85	000:01:24	49935	3,973.70
86	000:01:25	50391	4,009.99
87	000:01:26	50901	4,050.57
88	000:01:27	51398	4,090.12
89	000:01:28	51848	4,125.93
90	000:01:29	52348	4,165.72
91	000:01:30	52843	4,205.11
92	000:01:31	53342	4,244.82
93	000:01:32	53785	4,280.07
94	000:01:33	54280	4,319.47
95	000:01:34	54773	4,358.70
96	000:01:35	55262	4,397.61
97	000:01:36	55703	4,432.70
98	000:01:37	56192	4,471.62
99	000:01:38	56676	4,510.13
100	000:01:39	57170	4,549.44
101	000:01:40	57597	4,583.42
102	000:01:41	58081	4,621.94
103	000:01:42	58559	4,659.98
104	000:01:43	59035	4,697.86
105	000:01:44	59466	4,732.15
106	000:01:45	59935	4,769.48
107	000:01:46	60411	4,807.35
108	000:01:47	60879	4,844.60
109	000:01:48	61296	4,877.78
110	000:01:49	61760	4,914.70
111	000:01:50	62222	4,951.47
112	000:01:51	62680	4,987.92
113	000:01:52	63086	5,020.22
114	000:01:53	63532	5,055.72
115	000:01:54	63972	5,090.73
116	000:01:55	64410	5,125.58

HM Data Download - Concrete Test Results

READ #	TIME	LOAD	STRESS (PSI)
117	000:01:56	64801	5,156.70
118	000:01:57	65233	5,191.08
119	000:01:58	65659	5,224.98
120	000:01:59	66081	5,258.56
121	000:02:00	66455	5,288.32
122	000:02:01	66866	5,321.03
123	000:02:02	67270	5,353.18
124	000:02:03	67666	5,384.69
125	000:02:04	68018	5,412.70
126	000:02:05	68399	5,443.02
127	000:02:06	68766	5,472.22
128	000:02:07	69118	5,500.24
129	000:02:08	69418	5,524.11
130	000:02:09	69722	5,548.30
131	000:02:10	69979	5,568.75
132	000:02:11	70144	5,581.88
133	000:02:12	69930	5,564.85
134	000:02:13	69290	5,513.92
135	000:02:14	68289	5,434.27
136	000:02:15	66047	5,255.85
137	000:02:16	58760	4,675.97
138	000:02:16	50651	4,030.68

Concrete Test

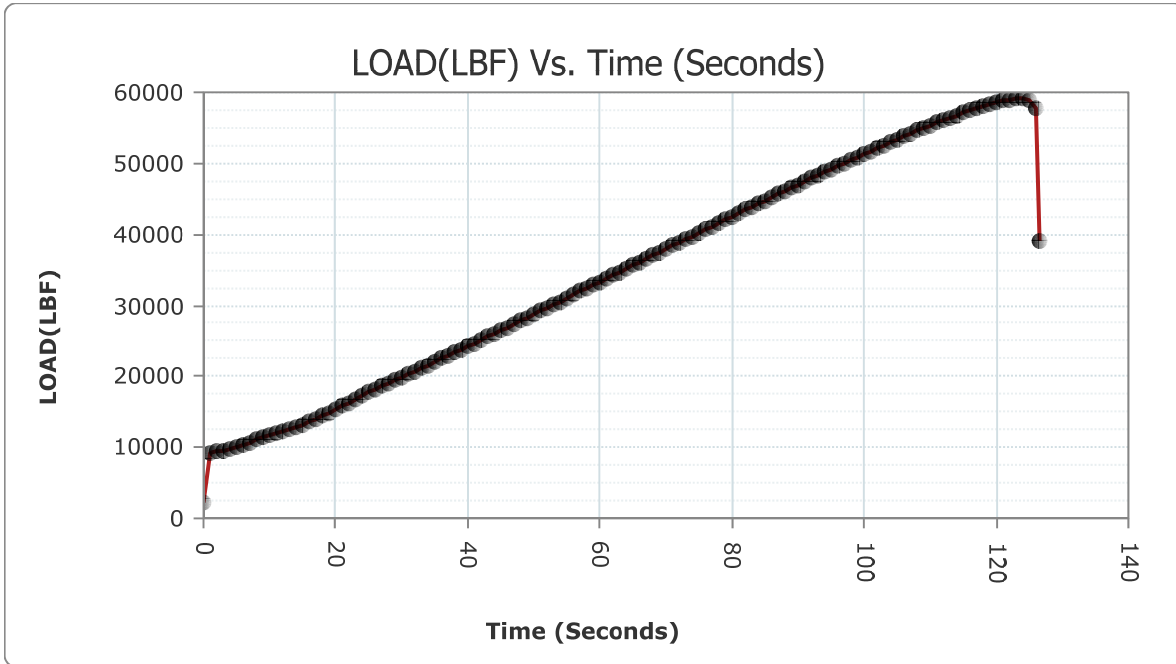
Sample Identification: W6_1

Machine ID: 6a127

Test Type: ASTM C39

5/15/2020

TYPE	PEAK VALUES	UNITS
LOAD	59104	LBF
Diameter	4.00	IN
Length	8.00	IN
Cross-Sectional Area	12.57	IN ²
Sample Age	0.0	day(s)
Corrected Stress	4703.31	PSI
Average Pace Rate	415.14	LBF
Fracture Type	Type 2	
Correction Factor	1.000	
Temperature @ START	82.1	°F
Temperature @ FINISH	81.9	°F



READ #	TIME	LOAD	STRESS (PSI)
1	000:00:00	2163	172.13
2	000:00:01	9288	739.12

HM Data Download - Concrete Test Results

READ #	TIME	LOAD	STRESS (PSI)
3	000:00:02	9400	748.03
4	000:00:03	9626	766.01
5	000:00:04	9886	786.70
6	000:00:05	10139	806.84
7	000:00:06	10426	829.67
8	000:00:07	10721	853.15
9	000:00:08	11028	877.58
10	000:00:09	11311	900.10
11	000:00:10	11627	925.25
12	000:00:11	11950	950.95
13	000:00:12	12275	976.81
14	000:00:13	12575	1,000.69
15	000:00:14	12911	1,027.42
16	000:00:15	13255	1,054.80
17	000:00:16	13599	1,082.17
18	000:00:17	13973	1,111.94
19	000:00:18	14444	1,149.42
20	000:00:19	14916	1,186.98
21	000:00:20	15395	1,225.10
22	000:00:21	15829	1,259.63
23	000:00:22	16315	1,298.31
24	000:00:23	16806	1,337.38
25	000:00:24	17302	1,376.85
26	000:00:25	17750	1,412.50
27	000:00:26	18221	1,449.98
28	000:00:27	18643	1,483.56
29	000:00:28	19071	1,517.62
30	000:00:29	19459	1,548.50
31	000:00:30	19889	1,582.72
32	000:00:31	20327	1,617.57
33	000:00:32	20762	1,652.19
34	000:00:33	21160	1,683.86
35	000:00:34	21602	1,719.03
36	000:00:35	22047	1,754.44
37	000:00:36	22493	1,789.94
38	000:00:37	22897	1,822.09
39	000:00:38	23345	1,857.74
40	000:00:39	23797	1,893.71

HM Data Download - Concrete Test Results

READ #	TIME	LOAD	STRESS (PSI)
41	000:00:40	24252	1,929.91
42	000:00:41	24658	1,962.22
43	000:00:42	25119	1,998.91
44	000:00:43	25574	2,035.11
45	000:00:44	26035	2,071.80
46	000:00:45	26451	2,104.90
47	000:00:46	26912	2,141.59
48	000:00:47	27375	2,178.43
49	000:00:48	27840	2,215.44
50	000:00:49	28261	2,248.94
51	000:00:50	28727	2,286.02
52	000:00:51	29191	2,322.95
53	000:00:52	29657	2,360.03
54	000:00:53	30127	2,397.43
55	000:00:54	30553	2,431.33
56	000:00:55	31020	2,468.49
57	000:00:56	31488	2,505.74
58	000:00:57	31960	2,543.30
59	000:00:58	32390	2,577.51
60	000:00:59	32869	2,615.63
61	000:01:00	33293	2,649.37
62	000:01:01	33764	2,686.85
63	000:01:02	34237	2,724.49
64	000:01:03	34709	2,762.05
65	000:01:04	35134	2,795.88
66	000:01:05	35609	2,833.67
67	000:01:06	36079	2,871.08
68	000:01:07	36551	2,908.64
69	000:01:08	37024	2,946.28
70	000:01:09	37449	2,980.10
71	000:01:10	37921	3,017.66
72	000:01:11	38391	3,055.06
73	000:01:12	38814	3,088.72
74	000:01:13	39285	3,126.20
75	000:01:14	39754	3,163.52
76	000:01:15	40224	3,200.92
77	000:01:16	40696	3,238.48
78	000:01:17	41115	3,271.83

HM Data Download - Concrete Test Results

READ #	TIME	LOAD	STRESS (PSI)
79	000:01:18	41582	3,308.99
80	000:01:19	42051	3,346.31
81	000:01:20	42517	3,383.40
82	000:01:21	42936	3,416.74
83	000:01:22	43400	3,453.66
84	000:01:23	43862	3,490.43
85	000:01:24	44323	3,527.11
86	000:01:25	44740	3,560.30
87	000:01:26	45199	3,596.82
88	000:01:27	45659	3,633.43
89	000:01:28	46113	3,669.56
90	000:01:29	46524	3,702.26
91	000:01:30	46978	3,738.39
92	000:01:31	47430	3,774.36
93	000:01:32	47882	3,810.33
94	000:01:33	48286	3,842.48
95	000:01:34	48733	3,878.05
96	000:01:35	49177	3,913.38
97	000:01:36	49620	3,948.63
98	000:01:37	50012	3,979.83
99	000:01:38	50453	4,014.92
100	000:01:39	50885	4,049.30
101	000:01:40	51318	4,083.76
102	000:01:41	51704	4,114.47
103	000:01:42	52129	4,148.29
104	000:01:43	52553	4,182.03
105	000:01:44	52968	4,215.06
106	000:01:45	53341	4,244.74
107	000:01:46	53750	4,277.29
108	000:01:47	54159	4,309.84
109	000:01:48	54559	4,341.67
110	000:01:49	54914	4,369.92
111	000:01:50	55301	4,400.71
112	000:01:51	55681	4,430.95
113	000:01:52	56053	4,460.56
114	000:01:53	56386	4,487.06
115	000:01:54	56740	4,515.23
116	000:01:55	57087	4,542.84

HM Data Download - Concrete Test Results

READ #	TIME	LOAD	STRESS (PSI)
117	000:01:56	57423	4,569.58
118	000:01:57	57712	4,592.58
119	000:01:58	58017	4,616.85
120	000:01:59	58310	4,640.16
121	000:02:00	58546	4,658.94
122	000:02:01	58775	4,677.17
123	000:02:02	58963	4,692.13
124	000:02:03	59081	4,701.52
125	000:02:04	59094	4,702.55
126	000:02:05	58935	4,689.90
127	000:02:06	57665	4,588.83
128	000:02:06	39031	3,105.99

Concrete Test

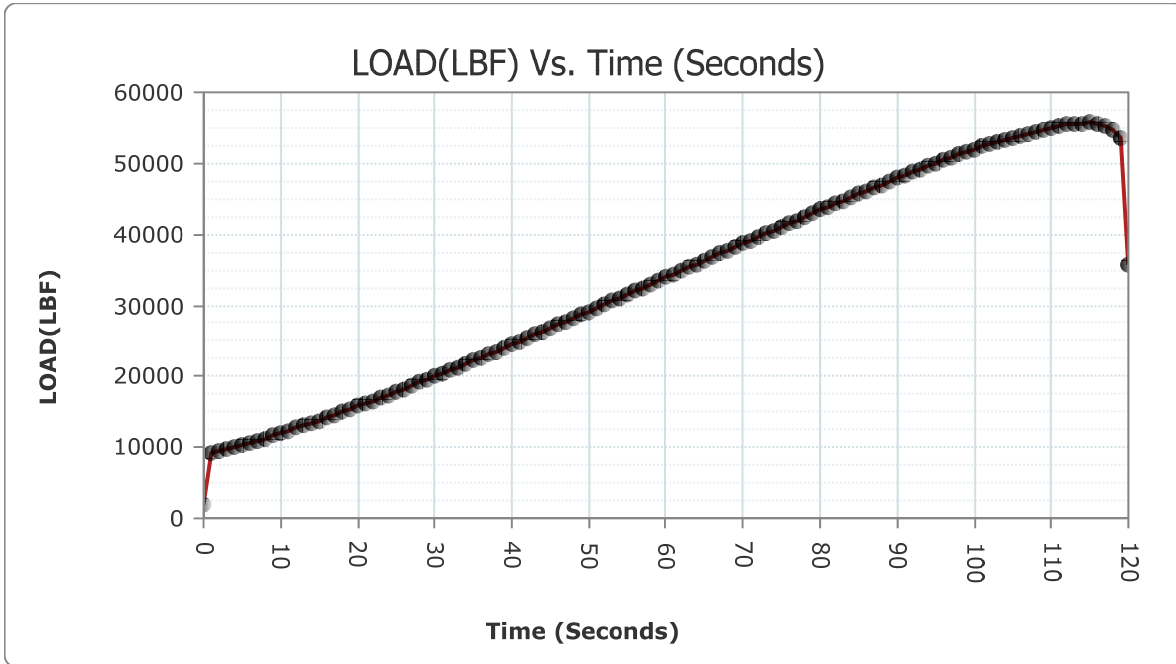
Sample Identification: W6_2

Machine ID: 6a127

Test Type: ASTM C39

5/15/2020

TYPE	PEAK VALUES	UNITS
LOAD	55689	LBF
Diameter	4.00	IN
Length	8.00	IN
Cross-Sectional Area	12.57	IN ²
Sample Age	0.0	day(s)
Corrected Stress	4431.60	PSI
Average Pace Rate	416.56	LBF
Fracture Type	Type 2	
Correction Factor	1.000	
Temperature @ START	82.1	°F
Temperature @ FINISH	82.7	°F



READ #	TIME	LOAD	STRESS (PSI)
1	000:00:00	2061	164.01
2	000:00:01	9253	736.33

HM Data Download - Concrete Test Results

READ #	TIME	LOAD	STRESS (PSI)
3	000:00:02	9404	748.35
4	000:00:03	9669	769.43
5	000:00:04	9975	793.79
6	000:00:05	10261	816.54
7	000:00:06	10587	842.49
8	000:00:07	10930	869.78
9	000:00:08	11275	897.24
10	000:00:09	11594	922.62
11	000:00:10	11958	951.59
12	000:00:11	12326	980.87
13	000:00:12	12698	1,010.47
14	000:00:13	13038	1,037.53
15	000:00:14	13419	1,067.85
16	000:00:15	13807	1,098.73
17	000:00:16	14200	1,130.00
18	000:00:17	14561	1,158.73
19	000:00:18	14957	1,190.24
20	000:00:19	15366	1,222.79
21	000:00:20	15780	1,255.73
22	000:00:21	16153	1,285.41
23	000:00:22	16570	1,318.60
24	000:00:23	16996	1,352.50
25	000:00:24	17421	1,386.32
26	000:00:25	17810	1,417.27
27	000:00:26	18243	1,451.73
28	000:00:27	18683	1,486.75
29	000:00:28	19120	1,521.52
30	000:00:29	19521	1,553.43
31	000:00:30	19967	1,588.92
32	000:00:31	20417	1,624.73
33	000:00:32	20870	1,660.78
34	000:00:33	21280	1,693.41
35	000:00:34	21740	1,730.01
36	000:00:35	22203	1,766.86
37	000:00:36	22665	1,803.62
38	000:00:37	23095	1,837.84
39	000:00:38	23563	1,875.08
40	000:00:39	24033	1,912.49

HM Data Download - Concrete Test Results

READ #	TIME	LOAD	STRESS (PSI)
41	000:00:40	24460	1,946.46
42	000:00:41	24931	1,983.95
43	000:00:42	25404	2,021.59
44	000:00:43	25883	2,059.70
45	000:00:44	26311	2,093.76
46	000:00:45	26789	2,131.80
47	000:00:46	27270	2,170.08
48	000:00:47	27754	2,208.59
49	000:00:48	28236	2,246.95
50	000:00:49	28671	2,281.57
51	000:00:50	29156	2,320.16
52	000:00:51	29639	2,358.60
53	000:00:52	30126	2,397.35
54	000:00:53	30563	2,432.13
55	000:00:54	31050	2,470.88
56	000:00:55	31538	2,509.71
57	000:00:56	32029	2,548.79
58	000:00:57	32469	2,583.80
59	000:00:58	32956	2,622.56
60	000:00:59	33445	2,661.47
61	000:01:00	33934	2,700.38
62	000:01:01	34376	2,735.56
63	000:01:02	34866	2,774.55
64	000:01:03	35356	2,813.54
65	000:01:04	35846	2,852.53
66	000:01:05	36285	2,887.47
67	000:01:06	36773	2,926.30
68	000:01:07	37265	2,965.45
69	000:01:08	37755	3,004.45
70	000:01:09	38192	3,039.22
71	000:01:10	38678	3,077.90
72	000:01:11	39164	3,116.57
73	000:01:12	39651	3,155.33
74	000:01:13	40087	3,190.02
75	000:01:14	40570	3,228.46
76	000:01:15	41051	3,266.73
77	000:01:16	41534	3,305.17
78	000:01:17	41968	3,339.71

HM Data Download - Concrete Test Results

READ #	TIME	LOAD	STRESS (PSI)
79	000:01:18	42446	3,377.75
80	000:01:19	42925	3,415.86
81	000:01:20	43399	3,453.58
82	000:01:21	43824	3,487.40
83	000:01:22	44293	3,524.72
84	000:01:23	44764	3,562.21
85	000:01:24	45227	3,599.05
86	000:01:25	45645	3,632.31
87	000:01:26	46102	3,668.68
88	000:01:27	46560	3,705.13
89	000:01:28	47012	3,741.10
90	000:01:29	47418	3,773.40
91	000:01:30	47864	3,808.90
92	000:01:31	48306	3,844.07
93	000:01:32	48746	3,879.08
94	000:01:33	49138	3,910.28
95	000:01:34	49570	3,944.66
96	000:01:35	49996	3,978.56
97	000:01:36	50413	4,011.74
98	000:01:37	50811	4,043.41
99	000:01:38	51218	4,075.80
100	000:01:39	51576	4,104.29
101	000:01:40	51963	4,135.08
102	000:01:41	52340	4,165.08
103	000:01:42	52708	4,194.37
104	000:01:43	53030	4,219.99
105	000:01:44	53376	4,247.53
106	000:01:45	53697	4,273.07
107	000:01:46	53993	4,296.63
108	000:01:47	54241	4,316.36
109	000:01:48	54516	4,338.25
110	000:01:49	54781	4,359.33
111	000:01:50	55028	4,378.99
112	000:01:51	55229	4,394.98
113	000:01:52	55424	4,410.50
114	000:01:53	55573	4,422.36
115	000:01:54	55663	4,429.52
116	000:01:55	55689	4,431.59

HM Data Download - Concrete Test Results

READ #	TIME	LOAD	STRESS (PSI)
117	000:01:56	55584	4,423.23
118	000:01:57	55273	4,398.49
119	000:01:58	54655	4,349.31
120	000:01:59	53519	4,258.91
121	000:01:59	35697	2,840.68

Concrete Test

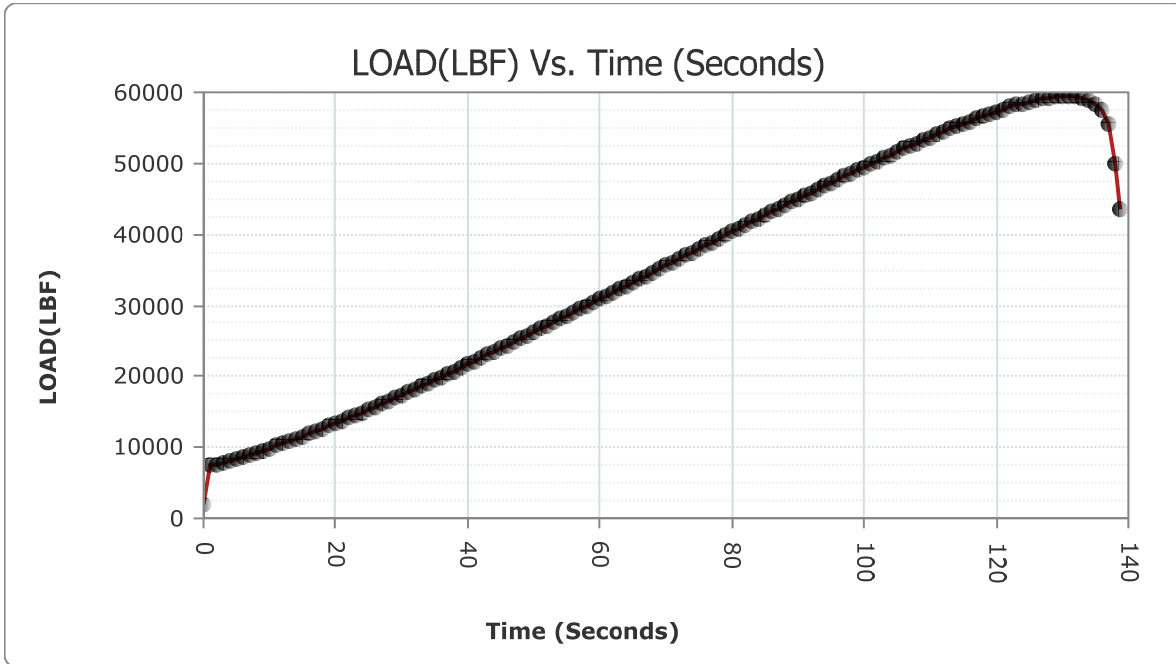
Sample Identification: W6_3

Machine ID: 6a127

Test Type: ASTM C39

5/15/2020

TYPE	PEAK VALUES	UNITS
LOAD	59425	LBF
Diameter	4.00	IN
Length	8.00	IN
Cross-Sectional Area	12.57	IN ²
Sample Age	0.0	day(s)
Corrected Stress	4728.90	PSI
Average Pace Rate	410.34	LBF
Fracture Type	Type 2	
Correction Factor	1.000	
Temperature @ START	82.9	°F
Temperature @ FINISH	83.4	°F



READ #	TIME	LOAD	STRESS (PSI)
1	000:00:00	1851	147.30
2	000:00:01	7440	592.06

HM Data Download - Concrete Test Results

READ #	TIME	LOAD	STRESS (PSI)
3	000:00:02	7567	602.16
4	000:00:03	7801	620.78
5	000:00:04	8067	641.95
6	000:00:05	8321	662.16
7	000:00:06	8617	685.72
8	000:00:07	8922	709.99
9	000:00:08	9236	734.98
10	000:00:09	9527	758.13
11	000:00:10	9859	784.55
12	000:00:11	10195	811.29
13	000:00:12	10537	838.51
14	000:00:13	10850	863.42
15	000:00:14	11202	891.43
16	000:00:15	11565	920.31
17	000:00:16	11929	949.28
18	000:00:17	12263	975.86
19	000:00:18	12636	1,005.54
20	000:00:19	13016	1,035.78
21	000:00:20	13401	1,066.42
22	000:00:21	13749	1,094.11
23	000:00:22	14155	1,126.42
24	000:00:23	14551	1,157.93
25	000:00:24	14913	1,186.74
26	000:00:25	15317	1,218.89
27	000:00:26	15725	1,251.36
28	000:00:27	16138	1,284.22
29	000:00:28	16515	1,314.22
30	000:00:29	16936	1,347.72
31	000:00:30	17361	1,381.54
32	000:00:31	17789	1,415.60
33	000:00:32	18177	1,446.48
34	000:00:33	18613	1,481.18
35	000:00:34	19049	1,515.87
36	000:00:35	19492	1,551.12
37	000:00:36	19891	1,582.88
38	000:00:37	20338	1,618.45
39	000:00:38	20786	1,654.10
40	000:00:39	21243	1,690.46

HM Data Download - Concrete Test Results

READ #	TIME	LOAD	STRESS (PSI)
41	000:00:40	21651	1,722.93
42	000:00:41	22108	1,759.30
43	000:00:42	22566	1,795.75
44	000:00:43	23027	1,832.43
45	000:00:44	23439	1,865.22
46	000:00:45	23905	1,902.30
47	000:00:46	24373	1,939.54
48	000:00:47	24843	1,976.94
49	000:00:48	25265	2,010.52
50	000:00:49	25734	2,047.85
51	000:00:50	26209	2,085.65
52	000:00:51	26681	2,123.21
53	000:00:52	27110	2,157.35
54	000:00:53	27584	2,195.06
55	000:00:54	28060	2,232.94
56	000:00:55	28539	2,271.06
57	000:00:56	28970	2,305.36
58	000:00:57	29453	2,343.80
59	000:00:58	29934	2,382.07
60	000:00:59	30412	2,420.11
61	000:01:00	30846	2,454.65
62	000:01:01	31327	2,492.92
63	000:01:02	31809	2,531.28
64	000:01:03	32295	2,569.95
65	000:01:04	32779	2,608.47
66	000:01:05	33213	2,643.01
67	000:01:06	33696	2,681.44
68	000:01:07	34180	2,719.96
69	000:01:08	34669	2,758.87
70	000:01:09	35107	2,793.73
71	000:01:10	35589	2,832.08
72	000:01:11	36075	2,870.76
73	000:01:12	36559	2,909.27
74	000:01:13	36998	2,944.21
75	000:01:14	37484	2,982.88
76	000:01:15	37969	3,021.48
77	000:01:16	38453	3,059.99
78	000:01:17	38888	3,094.61

HM Data Download - Concrete Test Results

READ #	TIME	LOAD	STRESS (PSI)
79	000:01:18	39370	3,132.97
80	000:01:19	39860	3,171.96
81	000:01:20	40341	3,210.23
82	000:01:21	40771	3,244.45
83	000:01:22	41260	3,283.37
84	000:01:23	41751	3,322.44
85	000:01:24	42183	3,356.82
86	000:01:25	42660	3,394.77
87	000:01:26	43138	3,432.81
88	000:01:27	43617	3,470.93
89	000:01:28	44043	3,504.83
90	000:01:29	44518	3,542.63
91	000:01:30	44989	3,580.11
92	000:01:31	45460	3,617.59
93	000:01:32	45882	3,651.17
94	000:01:33	46347	3,688.18
95	000:01:34	46812	3,725.18
96	000:01:35	47277	3,762.18
97	000:01:36	47689	3,794.97
98	000:01:37	48148	3,831.50
99	000:01:38	48604	3,867.78
100	000:01:39	49058	3,903.91
101	000:01:40	49464	3,936.22
102	000:01:41	49914	3,972.03
103	000:01:42	50353	4,006.96
104	000:01:43	50797	4,042.30
105	000:01:44	51190	4,073.57
106	000:01:45	51626	4,108.27
107	000:01:46	52055	4,142.41
108	000:01:47	52480	4,176.23
109	000:01:48	52861	4,206.54
110	000:01:49	53276	4,239.57
111	000:01:50	53686	4,272.20
112	000:01:51	54092	4,304.50
113	000:01:52	54452	4,333.15
114	000:01:53	54844	4,364.35
115	000:01:54	55227	4,394.83
116	000:01:55	55606	4,424.98

HM Data Download - Concrete Test Results

READ #	TIME	LOAD	STRESS (PSI)
117	000:01:56	55939	4,451.48
118	000:01:57	56300	4,480.21
119	000:01:58	56655	4,508.46
120	000:01:59	56996	4,535.60
121	000:02:00	57294	4,559.31
122	000:02:01	57614	4,584.78
123	000:02:02	57920	4,609.13
124	000:02:03	58205	4,631.81
125	000:02:04	58440	4,650.51
126	000:02:05	58684	4,669.92
127	000:02:06	58898	4,686.95
128	000:02:07	59084	4,701.76
129	000:02:08	59221	4,712.66
130	000:02:09	59338	4,721.97
131	000:02:10	59408	4,727.54
132	000:02:11	59423	4,728.73
133	000:02:12	59367	4,724.28
134	000:02:13	59188	4,710.03
135	000:02:14	58890	4,686.32
136	000:02:15	58323	4,641.20
137	000:02:16	57436	4,570.61
138	000:02:17	55403	4,408.83
139	000:02:18	49932	3,973.46
140	000:02:18	43574	3,467.51

Concrete Test

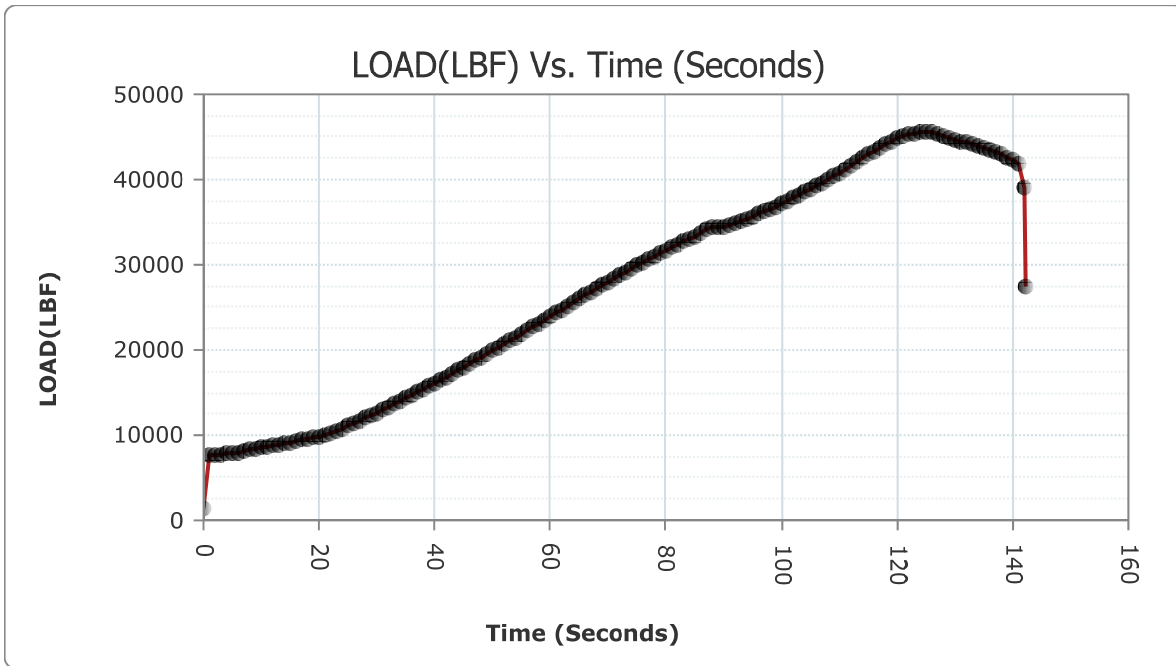
Sample Identification: W24H_1

Machine ID: 6a127

Test Type: ASTM C39

5/16/2020

TYPE	PEAK VALUES	UNITS
LOAD	45613	LBF
Diameter	4.00	IN
Length	8.00	IN
Cross-Sectional Area	12.57	IN ²
Sample Age	0.0	day(s)
Corrected Stress	3629.78	PSI
Average Pace Rate	340.58	LBF
Fracture Type	Type 3	
Correction Factor	1.000	
Temperature @ START	79.5	°F
Temperature @ FINISH	79.7	°F



READ #	TIME	LOAD	STRESS (PSI)
1	000:00:00	1328	105.68
2	000:00:01	7773	618.56

HM Data Download - Concrete Test Results

READ #	TIME	LOAD	STRESS (PSI)
3	000:00:02	7625	606.78
4	000:00:03	7706	613.22
5	000:00:04	7802	620.86
6	000:00:05	7899	628.58
7	000:00:06	8015	637.81
8	000:00:07	8140	647.76
9	000:00:08	8268	657.95
10	000:00:09	8382	667.02
11	000:00:10	8514	677.52
12	000:00:11	8649	688.27
13	000:00:12	8785	699.09
14	000:00:13	8911	709.11
15	000:00:14	9047	719.94
16	000:00:15	9186	731.00
17	000:00:16	9329	742.38
18	000:00:17	9456	752.48
19	000:00:18	9603	764.18
20	000:00:19	9748	775.72
21	000:00:20	9876	785.91
22	000:00:21	10022	797.53
23	000:00:22	10166	808.98
24	000:00:23	10393	827.05
25	000:00:24	10723	853.31
26	000:00:25	11066	880.60
27	000:00:26	11388	906.23
28	000:00:27	11708	931.69
29	000:00:28	11998	954.77
30	000:00:29	12322	980.55
31	000:00:30	12667	1,008.01
32	000:00:31	13003	1,034.75
33	000:00:32	13309	1,059.10
34	000:00:33	13648	1,086.07
35	000:00:34	13993	1,113.53
36	000:00:35	14336	1,140.82
37	000:00:36	14653	1,166.05
38	000:00:37	15000	1,193.66
39	000:00:38	15355	1,221.91
40	000:00:39	15714	1,250.48

HM Data Download - Concrete Test Results

READ #	TIME	LOAD	STRESS (PSI)
41	000:00:40	16095	1,280.80
42	000:00:41	16432	1,307.62
43	000:00:42	16815	1,338.10
44	000:00:43	17200	1,368.73
45	000:00:44	17581	1,399.05
46	000:00:45	17973	1,430.25
47	000:00:46	18360	1,461.04
48	000:00:47	18754	1,492.40
49	000:00:48	19110	1,520.73
50	000:00:49	19508	1,552.40
51	000:00:50	19907	1,584.15
52	000:00:51	20304	1,615.74
53	000:00:52	20709	1,647.97
54	000:00:53	21116	1,680.36
55	000:00:54	21483	1,709.56
56	000:00:55	21893	1,742.19
57	000:00:56	22305	1,774.98
58	000:00:57	22720	1,808.00
59	000:00:58	23136	1,841.10
60	000:00:59	23554	1,874.37
61	000:01:00	23929	1,904.21
62	000:01:01	24345	1,937.31
63	000:01:02	24761	1,970.42
64	000:01:03	25170	2,002.96
65	000:01:04	25585	2,035.99
66	000:01:05	26005	2,069.41
67	000:01:06	26423	2,102.68
68	000:01:07	26796	2,132.36
69	000:01:08	27203	2,164.75
70	000:01:09	27612	2,197.29
71	000:01:10	28013	2,229.20
72	000:01:11	28410	2,260.80
73	000:01:12	28812	2,292.79
74	000:01:13	29168	2,321.12
75	000:01:14	29555	2,351.91
76	000:01:15	29925	2,381.36
77	000:01:16	30290	2,410.40
78	000:01:17	30665	2,440.24

HM Data Download - Concrete Test Results

READ #	TIME	LOAD	STRESS (PSI)
79	000:01:18	31002	2,467.06
80	000:01:19	31350	2,494.75
81	000:01:20	31682	2,521.17
82	000:01:21	32010	2,547.27
83	000:01:22	32349	2,574.25
84	000:01:23	32697	2,601.94
85	000:01:24	33018	2,627.49
86	000:01:25	33370	2,655.50
87	000:01:26	33764	2,686.85
88	000:01:27	34094	2,713.11
89	000:01:28	34357	2,734.04
90	000:01:29	34425	2,739.45
91	000:01:30	34501	2,745.50
92	000:01:31	34666	2,758.63
93	000:01:32	34899	2,777.17
94	000:01:33	35175	2,799.14
95	000:01:34	35404	2,817.36
96	000:01:35	35665	2,838.13
97	000:01:36	35938	2,859.86
98	000:01:37	36227	2,882.85
99	000:01:38	36504	2,904.90
100	000:01:39	36806	2,928.93
101	000:01:40	37121	2,954.00
102	000:01:41	37471	2,981.85
103	000:01:42	37828	3,010.26
104	000:01:43	38147	3,035.64
105	000:01:44	38496	3,063.41
106	000:01:45	38847	3,091.35
107	000:01:46	39221	3,121.11
108	000:01:47	39622	3,153.02
109	000:01:48	39998	3,182.94
110	000:01:49	40373	3,212.78
111	000:01:50	40809	3,247.48
112	000:01:51	41248	3,282.41
113	000:01:52	41696	3,318.06
114	000:01:53	42140	3,353.39
115	000:01:54	42579	3,388.33
116	000:01:55	42993	3,421.27

HM Data Download - Concrete Test Results

READ #	TIME	LOAD	STRESS (PSI)
117	000:01:56	43361	3,450.56
118	000:01:57	43764	3,482.63
119	000:01:58	44122	3,511.12
120	000:01:59	44476	3,539.29
121	000:02:00	44785	3,563.88
122	000:02:01	45062	3,585.92
123	000:02:02	45273	3,602.71
124	000:02:03	45434	3,615.52
125	000:02:04	45539	3,623.88
126	000:02:05	45608	3,629.37
127	000:02:06	45575	3,626.74
128	000:02:07	45394	3,612.34
129	000:02:08	45131	3,591.41
130	000:02:09	44884	3,571.76
131	000:02:10	44684	3,555.84
132	000:02:11	44514	3,542.31
133	000:02:12	44397	3,533.00
134	000:02:13	44217	3,518.68
135	000:02:14	44015	3,502.60
136	000:02:15	43785	3,484.30
137	000:02:16	43553	3,465.84
138	000:02:17	43344	3,449.21
139	000:02:18	42922	3,415.62
140	000:02:19	42602	3,390.16
141	000:02:20	42329	3,368.43
142	000:02:21	41895	3,333.90
143	000:02:22	39055	3,107.90
144	000:02:22	27429	2,182.73

Concrete Test

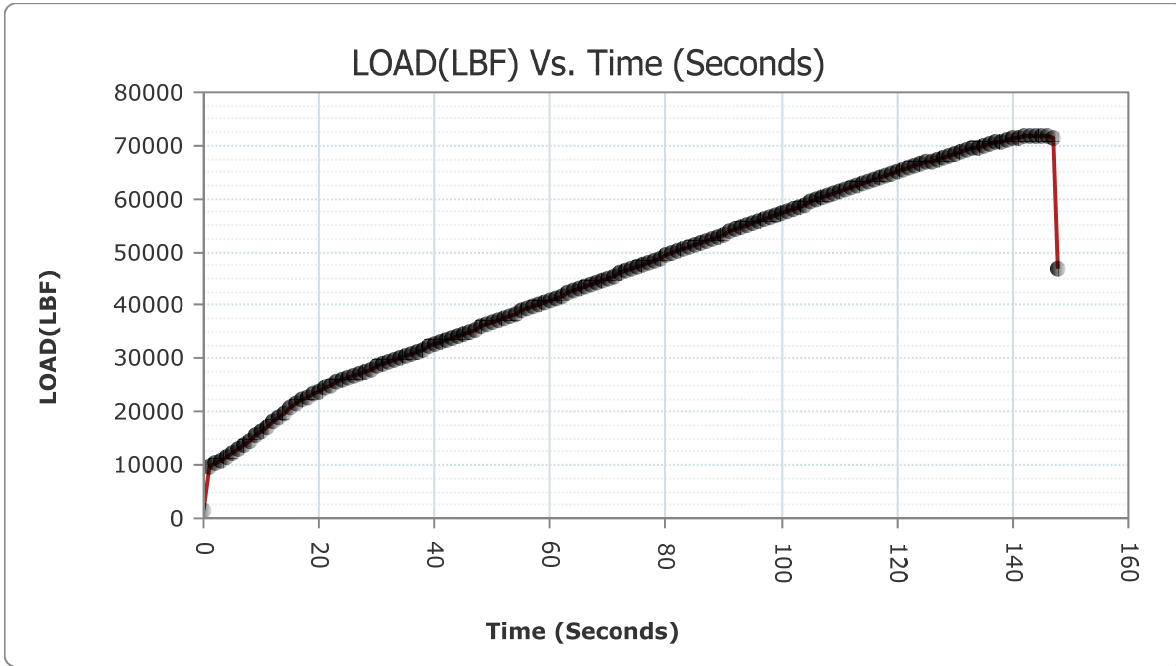
Sample Identification: W24H_2

Machine ID: 6a127

Test Type: ASTM C39

5/16/2020

TYPE	PEAK VALUES	UNITS
LOAD	71955	LBF
Diameter	4.00	IN
Length	8.00	IN
Cross-Sectional Area	12.57	IN ²
Sample Age	0.0	day(s)
Corrected Stress	5725.99	PSI
Average Pace Rate	378.09	LBF
Fracture Type	Type 2	
Correction Factor	1.000	
Temperature @ START	79.7	°F
Temperature @ FINISH	79.7	°F



READ #	TIME	LOAD	STRESS (PSI)
1	000:00:00	1384	110.14
2	000:00:01	9614	765.06

HM Data Download - Concrete Test Results

READ #	TIME	LOAD	STRESS (PSI)
3	000:00:02	10242	815.03
4	000:00:03	10931	869.86
5	000:00:04	11630	925.49
6	000:00:05	12372	984.53
7	000:00:06	13146	1,046.13
8	000:00:07	13857	1,102.71
9	000:00:08	14674	1,167.72
10	000:00:09	15507	1,234.01
11	000:00:10	16358	1,301.73
12	000:00:11	17224	1,370.64
13	000:00:12	18100	1,440.35
14	000:00:13	18982	1,510.54
15	000:00:14	19795	1,575.24
16	000:00:15	20701	1,647.33
17	000:00:16	21532	1,713.46
18	000:00:17	22195	1,766.22
19	000:00:18	22845	1,817.95
20	000:00:19	23459	1,866.81
21	000:00:20	23931	1,904.37
22	000:00:21	24453	1,945.91
23	000:00:22	24979	1,987.77
24	000:00:23	25510	2,030.02
25	000:00:24	25980	2,067.42
26	000:00:25	26424	2,102.76
27	000:00:26	26843	2,136.10
28	000:00:27	27260	2,169.28
29	000:00:28	27639	2,199.44
30	000:00:29	28056	2,232.63
31	000:00:30	28470	2,265.57
32	000:00:31	28888	2,298.83
33	000:00:32	29304	2,331.94
34	000:00:33	29725	2,365.44
35	000:00:34	30101	2,395.36
36	000:00:35	30523	2,428.94
37	000:00:36	30943	2,462.37
38	000:00:37	31364	2,495.87
39	000:00:38	31786	2,529.45
40	000:00:39	32209	2,563.11

HM Data Download - Concrete Test Results

READ #	TIME	LOAD	STRESS (PSI)
41	000:00:40	32594	2,593.75
42	000:00:41	33025	2,628.05
43	000:00:42	33449	2,661.79
44	000:00:43	33870	2,695.29
45	000:00:44	34294	2,729.03
46	000:00:45	34678	2,759.59
47	000:00:46	35100	2,793.17
48	000:00:47	35528	2,827.23
49	000:00:48	35953	2,861.05
50	000:00:49	36375	2,894.63
51	000:00:50	36801	2,928.53
52	000:00:51	37185	2,959.09
53	000:00:52	37611	2,992.99
54	000:00:53	38036	3,026.81
55	000:00:54	38460	3,060.55
56	000:00:55	38884	3,094.29
57	000:00:56	39309	3,128.11
58	000:00:57	39734	3,161.93
59	000:00:58	40119	3,192.57
60	000:00:59	40546	3,226.55
61	000:01:00	40972	3,260.45
62	000:01:01	41397	3,294.27
63	000:01:02	41822	3,328.09
64	000:01:03	42249	3,362.07
65	000:01:04	42630	3,392.39
66	000:01:05	43057	3,426.37
67	000:01:06	43483	3,460.27
68	000:01:07	43909	3,494.17
69	000:01:08	44334	3,527.99
70	000:01:09	44759	3,561.81
71	000:01:10	45141	3,592.21
72	000:01:11	45566	3,626.03
73	000:01:12	45989	3,659.69
74	000:01:13	46411	3,693.27
75	000:01:14	46831	3,726.69
76	000:01:15	47253	3,760.27
77	000:01:16	47630	3,790.27
78	000:01:17	48052	3,823.86

HM Data Download - Concrete Test Results

READ #	TIME	LOAD	STRESS (PSI)
79	000:01:18	48472	3,857.28
80	000:01:19	48894	3,890.86
81	000:01:20	49317	3,924.52
82	000:01:21	49696	3,954.68
83	000:01:22	50117	3,988.18
84	000:01:23	50538	4,021.69
85	000:01:24	50960	4,055.27
86	000:01:25	51338	4,085.35
87	000:01:26	51755	4,118.53
88	000:01:27	52171	4,151.64
89	000:01:28	52589	4,184.90
90	000:01:29	53004	4,217.92
91	000:01:30	53373	4,247.29
92	000:01:31	53785	4,280.07
93	000:01:32	54197	4,312.86
94	000:01:33	54604	4,345.25
95	000:01:34	55013	4,377.80
96	000:01:35	55420	4,410.18
97	000:01:36	55786	4,439.31
98	000:01:37	56193	4,471.70
99	000:01:38	56595	4,503.69
100	000:01:39	56997	4,535.68
101	000:01:40	57401	4,567.83
102	000:01:41	57806	4,600.06
103	000:01:42	58175	4,629.42
104	000:01:43	58572	4,661.01
105	000:01:44	58968	4,692.52
106	000:01:45	59361	4,723.80
107	000:01:46	59759	4,755.47
108	000:01:47	60154	4,786.90
109	000:01:48	60503	4,814.68
110	000:01:49	60892	4,845.63
111	000:01:50	61283	4,876.75
112	000:01:51	61667	4,907.30
113	000:01:52	62056	4,938.26
114	000:01:53	62441	4,968.90
115	000:01:54	62784	4,996.19
116	000:01:55	63164	5,026.43

HM Data Download - Concrete Test Results

READ #	TIME	LOAD	STRESS (PSI)
117	000:01:56	63540	5,056.35
118	000:01:57	63921	5,086.67
119	000:01:58	64294	5,116.35
120	000:01:59	64665	5,145.88
121	000:02:00	64998	5,172.38
122	000:02:01	65364	5,201.50
123	000:02:02	65730	5,230.63
124	000:02:03	66095	5,259.67
125	000:02:04	66451	5,288.00
126	000:02:05	66805	5,316.17
127	000:02:06	67154	5,343.95
128	000:02:07	67468	5,368.93
129	000:02:08	67810	5,396.15
130	000:02:09	68148	5,423.05
131	000:02:10	68480	5,449.47
132	000:02:11	68806	5,475.41
133	000:02:12	69130	5,501.19
134	000:02:13	69411	5,523.55
135	000:02:14	69721	5,548.22
136	000:02:15	70021	5,572.09
137	000:02:16	70313	5,595.33
138	000:02:17	70594	5,617.69
139	000:02:18	70860	5,638.86
140	000:02:19	71093	5,657.40
141	000:02:20	71338	5,676.90
142	000:02:21	71557	5,694.33
143	000:02:22	71746	5,709.37
144	000:02:23	71871	5,719.31
145	000:02:24	71945	5,725.20
146	000:02:25	71944	5,725.12
147	000:02:26	71811	5,714.54
148	000:02:27	71301	5,673.95
149	000:02:27	47029	3,742.45

Concrete Test

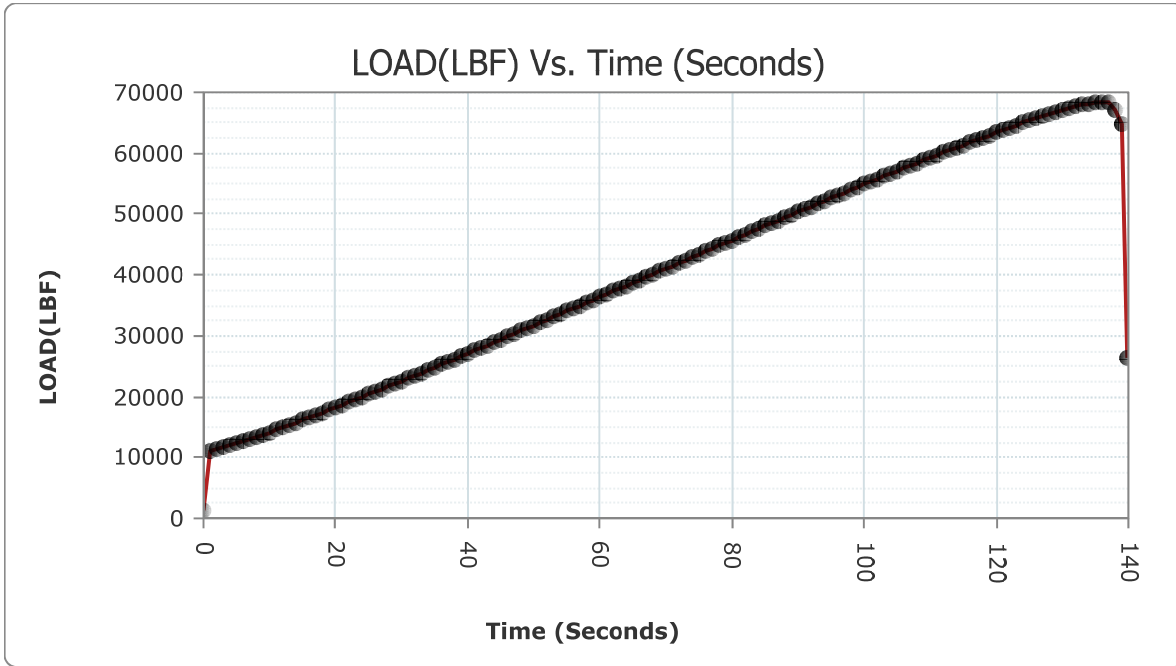
Sample Identification: W24H_3

Machine ID: 6a127

Test Type: ASTM C39

5/16/2020

TYPE	PEAK VALUES	UNITS
LOAD	68485	LBF
Diameter	4.00	IN
Length	8.00	IN
Cross-Sectional Area	12.57	IN ²
Sample Age	0.0	day(s)
Corrected Stress	5449.84	PSI
Average Pace Rate	428.93	LBF
Fracture Type	Type 2	
Correction Factor	1.000	
Temperature @ START	79.7	°F
Temperature @ FINISH	79.6	°F



READ #	TIME	LOAD	STRESS (PSI)
1	000:00:00	1228	97.72
2	000:00:01	11198	891.11

HM Data Download - Concrete Test Results

READ #	TIME	LOAD	STRESS (PSI)
3	000:00:02	11368	904.64
4	000:00:03	11654	927.40
5	000:00:04	11982	953.50
6	000:00:05	12329	981.11
7	000:00:06	12655	1,007.05
8	000:00:07	13023	1,036.34
9	000:00:08	13402	1,066.50
10	000:00:09	13787	1,097.13
11	000:00:10	14138	1,125.07
12	000:00:11	14534	1,156.58
13	000:00:12	14935	1,188.49
14	000:00:13	15342	1,220.88
15	000:00:14	15709	1,250.08
16	000:00:15	16117	1,282.55
17	000:00:16	16535	1,315.81
18	000:00:17	16954	1,349.16
19	000:00:18	17375	1,382.66
20	000:00:19	17800	1,416.48
21	000:00:20	18228	1,450.54
22	000:00:21	18617	1,481.49
23	000:00:22	19054	1,516.27
24	000:00:23	19488	1,550.81
25	000:00:24	19928	1,585.82
26	000:00:25	20372	1,621.15
27	000:00:26	20813	1,656.25
28	000:00:27	21218	1,688.47
29	000:00:28	21667	1,724.21
30	000:00:29	22116	1,759.94
31	000:00:30	22568	1,795.90
32	000:00:31	23022	1,832.03
33	000:00:32	23478	1,868.32
34	000:00:33	23887	1,900.87
35	000:00:34	24346	1,937.39
36	000:00:35	24807	1,974.08
37	000:00:36	25264	2,010.45
38	000:00:37	25732	2,047.69
39	000:00:38	26193	2,084.37
40	000:00:39	26607	2,117.32

HM Data Download - Concrete Test Results

READ #	TIME	LOAD	STRESS (PSI)
41	000:00:40	27075	2,154.56
42	000:00:41	27543	2,191.80
43	000:00:42	28013	2,229.20
44	000:00:43	28479	2,266.29
45	000:00:44	28949	2,303.69
46	000:00:45	29417	2,340.93
47	000:00:46	29840	2,374.59
48	000:00:47	30312	2,412.15
49	000:00:48	30782	2,449.55
50	000:00:49	31255	2,487.19
51	000:00:50	31729	2,524.91
52	000:00:51	32201	2,562.47
53	000:00:52	32628	2,596.45
54	000:00:53	33103	2,634.25
55	000:00:54	33576	2,671.89
56	000:00:55	34050	2,709.61
57	000:00:56	34525	2,747.41
58	000:00:57	34999	2,785.13
59	000:00:58	35431	2,819.51
60	000:00:59	35921	2,858.50
61	000:01:00	36398	2,896.46
62	000:01:01	36873	2,934.26
63	000:01:02	37348	2,972.06
64	000:01:03	37774	3,005.96
65	000:01:04	38250	3,043.84
66	000:01:05	38731	3,082.11
67	000:01:06	39214	3,120.55
68	000:01:07	39642	3,154.61
69	000:01:08	40124	3,192.97
70	000:01:09	40603	3,231.08
71	000:01:10	41079	3,268.96
72	000:01:11	41511	3,303.34
73	000:01:12	41991	3,341.54
74	000:01:13	42469	3,379.58
75	000:01:14	42949	3,417.77
76	000:01:15	43420	3,455.25
77	000:01:16	43844	3,488.99
78	000:01:17	44318	3,526.71

HM Data Download - Concrete Test Results

READ #	TIME	LOAD	STRESS (PSI)
79	000:01:18	44789	3,564.20
80	000:01:19	45263	3,601.92
81	000:01:20	45733	3,639.32
82	000:01:21	46204	3,676.80
83	000:01:22	46627	3,710.46
84	000:01:23	47095	3,747.70
85	000:01:24	47567	3,785.26
86	000:01:25	48036	3,822.58
87	000:01:26	48504	3,859.83
88	000:01:27	48971	3,896.99
89	000:01:28	49436	3,933.99
90	000:01:29	49855	3,967.33
91	000:01:30	50323	4,004.58
92	000:01:31	50786	4,041.42
93	000:01:32	51250	4,078.35
94	000:01:33	51711	4,115.03
95	000:01:34	52173	4,151.80
96	000:01:35	52587	4,184.74
97	000:01:36	53047	4,221.35
98	000:01:37	53502	4,257.55
99	000:01:38	53960	4,294.00
100	000:01:39	54414	4,330.13
101	000:01:40	54870	4,366.42
102	000:01:41	55278	4,398.88
103	000:01:42	55730	4,434.85
104	000:01:43	56180	4,470.66
105	000:01:44	56630	4,506.47
106	000:01:45	57074	4,541.80
107	000:01:46	57521	4,577.38
108	000:01:47	57919	4,609.05
109	000:01:48	58362	4,644.30
110	000:01:49	58800	4,679.16
111	000:01:50	59239	4,714.09
112	000:01:51	59675	4,748.79
113	000:01:52	60111	4,783.48
114	000:01:53	60542	4,817.78
115	000:01:54	60927	4,848.42
116	000:01:55	61353	4,882.32

HM Data Download - Concrete Test Results

READ #	TIME	LOAD	STRESS (PSI)
117	000:01:56	61778	4,916.14
118	000:01:57	62199	4,949.64
119	000:01:58	62616	4,982.82
120	000:01:59	62990	5,012.58
121	000:02:00	63400	5,045.21
122	000:02:01	63803	5,077.28
123	000:02:02	64192	5,108.24
124	000:02:03	64576	5,138.79
125	000:02:04	64954	5,168.88
126	000:02:05	65298	5,196.25
127	000:02:06	65668	5,225.69
128	000:02:07	66033	5,254.74
129	000:02:08	66391	5,283.23
130	000:02:09	66698	5,307.66
131	000:02:10	67036	5,334.56
132	000:02:11	67359	5,360.26
133	000:02:12	67668	5,384.85
134	000:02:13	67925	5,405.30
135	000:02:14	68175	5,425.19
136	000:02:15	68365	5,440.31
137	000:02:16	68479	5,449.39
138	000:02:17	68311	5,436.02
139	000:02:18	67086	5,338.53
140	000:02:19	64854	5,160.92
141	000:02:19	26409	2,101.56

Concrete Test

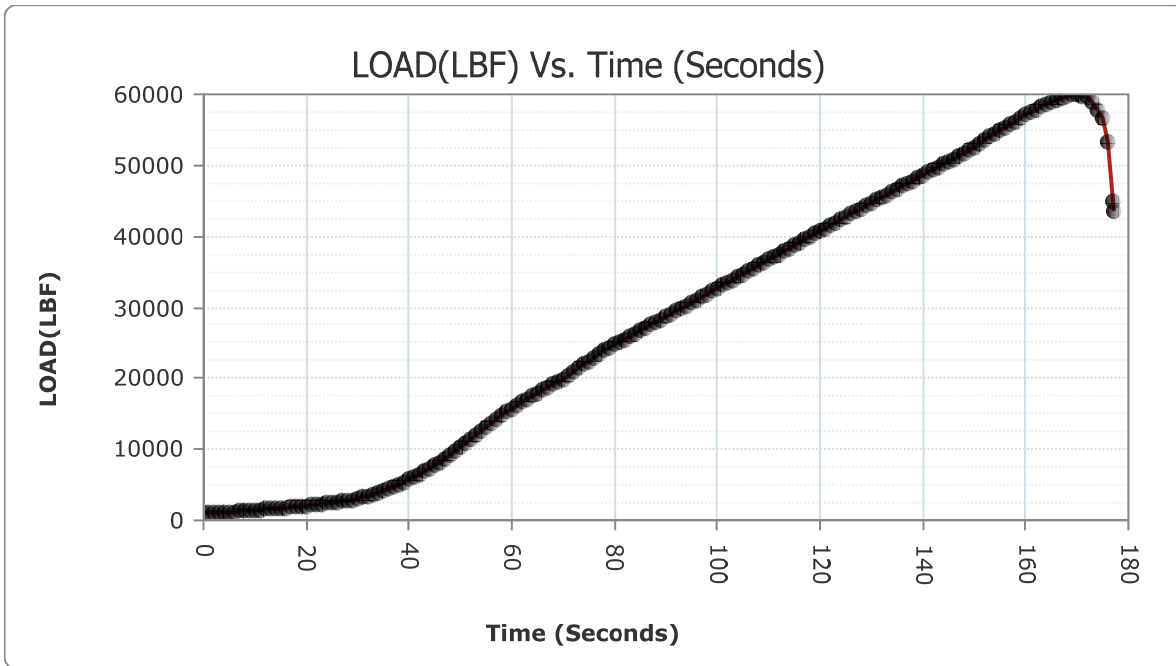
Sample Identification: W3D_1

Machine ID: 6a127

Test Type: ASTM C39

5/18/2020

TYPE	PEAK VALUES	UNITS
LOAD	59958	LBF
Diameter	4.00	IN
Length	8.00	IN
Cross-Sectional Area	12.57	IN ²
Sample Age	0.0	day(s)
Corrected Stress	4771.33	PSI
Average Pace Rate	394.61	LBF
Fracture Type	Type 1	
Correction Factor	1.000	
Temperature @ START	91.9	°F
Temperature @ FINISH	91.9	°F



READ #	TIME	LOAD	STRESS (PSI)
1	000:00:00	1002	79.74
2	000:00:01	1035	82.36

HM Data Download - Concrete Test Results

READ #	TIME	LOAD	STRESS (PSI)
3	000:00:02	1074	85.47
4	000:00:03	1113	88.57
5	000:00:04	1156	91.99
6	000:00:05	1201	95.57
7	000:00:06	1247	99.23
8	000:00:07	1284	102.18
9	000:00:08	1333	106.08
10	000:00:09	1385	110.21
11	000:00:10	1436	114.27
12	000:00:11	1491	118.65
13	000:00:12	1548	123.19
14	000:00:13	1606	127.80
15	000:00:14	1659	132.02
16	000:00:15	1725	137.27
17	000:00:16	1790	142.44
18	000:00:17	1859	147.93
19	000:00:18	1929	153.50
20	000:00:19	2000	159.15
21	000:00:20	2069	164.65
22	000:00:21	2149	171.01
23	000:00:22	2227	177.22
24	000:00:23	2311	183.90
25	000:00:24	2404	191.30
26	000:00:25	2495	198.55
27	000:00:26	2580	205.31
28	000:00:27	2680	213.27
29	000:00:28	2787	221.78
30	000:00:29	2930	233.16
31	000:00:30	3082	245.26
32	000:00:31	3257	259.18
33	000:00:32	3460	275.34
34	000:00:33	3658	291.09
35	000:00:34	3904	310.67
36	000:00:35	4170	331.84
37	000:00:36	4453	354.36
38	000:00:37	4723	375.84
39	000:00:38	5045	401.47
40	000:00:39	5379	428.05

HM Data Download - Concrete Test Results

READ #	TIME	LOAD	STRESS (PSI)
41	000:00:40	5735	456.38
42	000:00:41	6076	483.51
43	000:00:42	6474	515.18
44	000:00:43	6898	548.93
45	000:00:44	7334	583.62
46	000:00:45	7796	620.39
47	000:00:46	8219	654.05
48	000:00:47	8722	694.07
49	000:00:48	9238	735.14
50	000:00:49	9786	778.75
51	000:00:50	10377	825.78
52	000:00:51	10935	870.18
53	000:00:52	11534	917.85
54	000:00:53	12102	963.05
55	000:00:54	12666	1,007.93
56	000:00:55	13216	1,051.70
57	000:00:56	13751	1,094.27
58	000:00:57	14222	1,131.75
59	000:00:58	14738	1,172.81
60	000:00:59	15238	1,212.60
61	000:01:00	15737	1,252.31
62	000:01:01	16226	1,291.22
63	000:01:02	16642	1,324.33
64	000:01:03	17095	1,360.38
65	000:01:04	17526	1,394.67
66	000:01:05	17956	1,428.89
67	000:01:06	18352	1,460.41
68	000:01:07	18736	1,490.96
69	000:01:08	19127	1,522.08
70	000:01:09	19483	1,550.41
71	000:01:10	19947	1,587.33
72	000:01:11	20434	1,626.09
73	000:01:12	20933	1,665.80
74	000:01:13	21439	1,706.06
75	000:01:14	21946	1,746.41
76	000:01:15	22403	1,782.77
77	000:01:16	22913	1,823.36
78	000:01:17	23425	1,864.10

HM Data Download - Concrete Test Results

READ #	TIME	LOAD	STRESS (PSI)
79	000:01:18	23877	1,900.07
80	000:01:19	24317	1,935.09
81	000:01:20	24732	1,968.11
82	000:01:21	25098	1,997.24
83	000:01:22	25489	2,028.35
84	000:01:23	25883	2,059.70
85	000:01:24	26283	2,091.53
86	000:01:25	26684	2,123.45
87	000:01:26	27089	2,155.67
88	000:01:27	27493	2,187.82
89	000:01:28	27860	2,217.03
90	000:01:29	28263	2,249.10
91	000:01:30	28670	2,281.49
92	000:01:31	29078	2,313.95
93	000:01:32	29484	2,346.26
94	000:01:33	29892	2,378.73
95	000:01:34	30259	2,407.93
96	000:01:35	30672	2,440.80
97	000:01:36	31082	2,473.43
98	000:01:37	31494	2,506.21
99	000:01:38	31862	2,535.50
100	000:01:39	32274	2,568.28
101	000:01:40	32685	2,600.99
102	000:01:41	33095	2,633.62
103	000:01:42	33468	2,663.30
104	000:01:43	33887	2,696.64
105	000:01:44	34297	2,729.27
106	000:01:45	34707	2,761.90
107	000:01:46	35117	2,794.52
108	000:01:47	35486	2,823.89
109	000:01:48	35897	2,856.59
110	000:01:49	36305	2,889.06
111	000:01:50	36715	2,921.69
112	000:01:51	37124	2,954.23
113	000:01:52	37511	2,985.03
114	000:01:53	37922	3,017.74
115	000:01:54	38331	3,050.28
116	000:01:55	38738	3,082.67

HM Data Download - Concrete Test Results

READ #	TIME	LOAD	STRESS (PSI)
117	000:01:56	39147	3,115.22
118	000:01:57	39514	3,144.42
119	000:01:58	39922	3,176.89
120	000:01:59	40331	3,209.44
121	000:02:00	40738	3,241.83
122	000:02:01	41145	3,274.22
123	000:02:02	41548	3,306.28
124	000:02:03	41918	3,335.73
125	000:02:04	42320	3,367.72
126	000:02:05	42728	3,400.19
127	000:02:06	43131	3,432.26
128	000:02:07	43534	3,464.33
129	000:02:08	43936	3,496.32
130	000:02:09	44300	3,525.28
131	000:02:10	44701	3,557.19
132	000:02:11	45100	3,588.94
133	000:02:12	45499	3,620.70
134	000:02:13	45898	3,652.45
135	000:02:14	46295	3,684.04
136	000:02:15	46697	3,716.03
137	000:02:16	47053	3,744.36
138	000:02:17	47444	3,775.47
139	000:02:18	47840	3,806.99
140	000:02:19	48235	3,838.42
141	000:02:20	48627	3,869.61
142	000:02:21	49024	3,901.21
143	000:02:22	49373	3,928.98
144	000:02:23	49764	3,960.09
145	000:02:24	50153	3,991.05
146	000:02:25	50539	4,021.77
147	000:02:26	50921	4,052.16
148	000:02:27	51315	4,083.52
149	000:02:28	51700	4,114.16
150	000:02:29	52140	4,149.17
151	000:02:30	52604	4,186.09
152	000:02:31	53068	4,223.02
153	000:02:32	53542	4,260.74
154	000:02:33	54010	4,297.98

HM Data Download - Concrete Test Results

READ #	TIME	LOAD	STRESS (PSI)
155	000:02:34	54428	4,331.24
156	000:02:35	54893	4,368.25
157	000:02:36	55349	4,404.53
158	000:02:37	55804	4,440.74
159	000:02:38	56207	4,472.81
160	000:02:39	56647	4,507.83
161	000:02:40	57081	4,542.36
162	000:02:41	57501	4,575.78
163	000:02:42	57864	4,604.67
164	000:02:43	58244	4,634.91
165	000:02:44	58601	4,663.32
166	000:02:45	58919	4,688.63
167	000:02:46	59212	4,711.94
168	000:02:47	59484	4,733.59
169	000:02:48	59696	4,750.46
170	000:02:49	59883	4,765.34
171	000:02:50	59958	4,771.31
172	000:02:51	59845	4,762.31
173	000:02:52	59587	4,741.78
174	000:02:53	58820	4,680.75
175	000:02:54	57780	4,597.99
176	000:02:55	56576	4,502.17
177	000:02:56	53275	4,239.49
178	000:02:57	45001	3,581.07
179	000:02:57	43539	3,464.72

Concrete Test

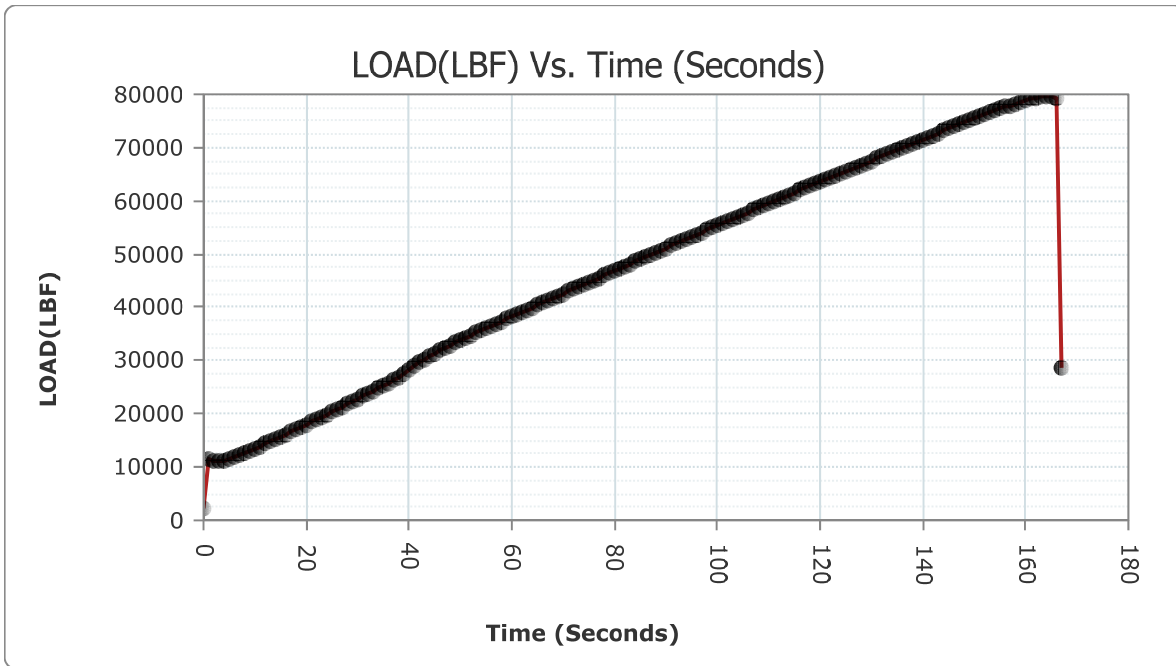
Sample Identification: W3D_2

Machine ID: 6a127

Test Type: ASTM C39

5/18/2020

TYPE	PEAK VALUES	UNITS
LOAD	79800	LBF
Diameter	4.00	IN
Length	8.00	IN
Cross-Sectional Area	12.57	IN ²
Sample Age	0.0	day(s)
Corrected Stress	6350.27	PSI
Average Pace Rate	401.20	LBF
Fracture Type	Type 1	
Correction Factor	1.000	
Temperature @ START	92.1	°F
Temperature @ FINISH	92.2	°F



READ #	TIME	LOAD	STRESS (PSI)
1	000:00:00	2237	178.01
2	000:00:01	11408	907.82

HM Data Download - Concrete Test Results

READ #	TIME	LOAD	STRESS (PSI)
3	000:00:02	11280	897.63
4	000:00:03	11127	885.46
5	000:00:04	11041	878.61
6	000:00:05	11420	908.77
7	000:00:06	11832	941.56
8	000:00:07	12205	971.24
9	000:00:08	12624	1,004.59
10	000:00:09	13049	1,038.41
11	000:00:10	13481	1,072.78
12	000:00:11	13915	1,107.32
13	000:00:12	14356	1,142.41
14	000:00:13	14759	1,174.48
15	000:00:14	15211	1,210.45
16	000:00:15	15670	1,246.98
17	000:00:16	16129	1,283.51
18	000:00:17	16593	1,320.43
19	000:00:18	17066	1,358.07
20	000:00:19	17540	1,395.79
21	000:00:20	17967	1,429.77
22	000:00:21	18447	1,467.97
23	000:00:22	18933	1,506.64
24	000:00:23	19418	1,545.24
25	000:00:24	19905	1,583.99
26	000:00:25	20395	1,622.98
27	000:00:26	20844	1,658.71
28	000:00:27	21342	1,698.34
29	000:00:28	21841	1,738.05
30	000:00:29	22342	1,777.92
31	000:00:30	22847	1,818.11
32	000:00:31	23353	1,858.37
33	000:00:32	23810	1,894.74
34	000:00:33	24319	1,935.24
35	000:00:34	24828	1,975.75
36	000:00:35	25340	2,016.49
37	000:00:36	25853	2,057.32
38	000:00:37	26383	2,099.49
39	000:00:38	26958	2,145.25
40	000:00:39	27634	2,199.04

HM Data Download - Concrete Test Results

READ #	TIME	LOAD	STRESS (PSI)
41	000:00:40	28363	2,257.06
42	000:00:41	29085	2,314.51
43	000:00:42	29711	2,364.33
44	000:00:43	30297	2,410.96
45	000:00:44	30850	2,454.97
46	000:00:45	31404	2,499.05
47	000:00:46	31960	2,543.30
48	000:00:47	32443	2,581.73
49	000:00:48	32868	2,615.55
50	000:00:49	33344	2,653.43
51	000:00:50	33821	2,691.39
52	000:00:51	34297	2,729.27
53	000:00:52	34727	2,763.49
54	000:00:53	35195	2,800.73
55	000:00:54	35653	2,837.18
56	000:00:55	36094	2,872.27
57	000:00:56	36489	2,903.70
58	000:00:57	36932	2,938.96
59	000:00:58	37371	2,973.89
60	000:00:59	37808	3,008.67
61	000:01:00	38251	3,043.92
62	000:01:01	38686	3,078.53
63	000:01:02	39079	3,109.81
64	000:01:03	39521	3,144.98
65	000:01:04	39956	3,179.60
66	000:01:05	40398	3,214.77
67	000:01:06	40834	3,249.47
68	000:01:07	41272	3,284.32
69	000:01:08	41710	3,319.18
70	000:01:09	42105	3,350.61
71	000:01:10	42545	3,385.62
72	000:01:11	42982	3,420.40
73	000:01:12	43421	3,455.33
74	000:01:13	43859	3,490.19
75	000:01:14	44255	3,521.70
76	000:01:15	44694	3,556.64
77	000:01:16	45132	3,591.49
78	000:01:17	45565	3,625.95

HM Data Download - Concrete Test Results

READ #	TIME	LOAD	STRESS (PSI)
79	000:01:18	46001	3,660.64
80	000:01:19	46441	3,695.66
81	000:01:20	46876	3,730.27
82	000:01:21	47268	3,761.47
83	000:01:22	47704	3,796.16
84	000:01:23	48138	3,830.70
85	000:01:24	48574	3,865.40
86	000:01:25	49011	3,900.17
87	000:01:26	49445	3,934.71
88	000:01:27	49832	3,965.50
89	000:01:28	50267	4,000.12
90	000:01:29	50701	4,034.66
91	000:01:30	51134	4,069.11
92	000:01:31	51563	4,103.25
93	000:01:32	51995	4,137.63
94	000:01:33	52383	4,168.51
95	000:01:34	52813	4,202.73
96	000:01:35	53244	4,237.02
97	000:01:36	53671	4,271.00
98	000:01:37	54100	4,305.14
99	000:01:38	54525	4,338.96
100	000:01:39	54912	4,369.76
101	000:01:40	55347	4,404.37
102	000:01:41	55773	4,438.27
103	000:01:42	56198	4,472.09
104	000:01:43	56625	4,506.07
105	000:01:44	57007	4,536.47
106	000:01:45	57431	4,570.21
107	000:01:46	57852	4,603.72
108	000:01:47	58274	4,637.30
109	000:01:48	58697	4,670.96
110	000:01:49	59077	4,701.20
111	000:01:50	59501	4,734.94
112	000:01:51	59922	4,768.44
113	000:01:52	60341	4,801.78
114	000:01:53	60721	4,832.02
115	000:01:54	61139	4,865.29
116	000:01:55	61557	4,898.55

HM Data Download - Concrete Test Results

READ #	TIME	LOAD	STRESS (PSI)
117	000:01:56	61974	4,931.73
118	000:01:57	62348	4,961.50
119	000:01:58	62762	4,994.44
120	000:01:59	63172	5,027.07
121	000:02:00	63578	5,059.38
122	000:02:01	63987	5,091.92
123	000:02:02	64390	5,123.99
124	000:02:03	64755	5,153.04
125	000:02:04	65161	5,185.35
126	000:02:05	65565	5,217.50
127	000:02:06	65964	5,249.25
128	000:02:07	66365	5,281.16
129	000:02:08	66766	5,313.07
130	000:02:09	67121	5,341.32
131	000:02:10	67516	5,372.75
132	000:02:11	67910	5,404.11
133	000:02:12	68299	5,435.06
134	000:02:13	68696	5,466.65
135	000:02:14	69085	5,497.61
136	000:02:15	69432	5,525.22
137	000:02:16	69822	5,556.26
138	000:02:17	70221	5,588.01
139	000:02:18	70649	5,622.07
140	000:02:19	71080	5,656.37
141	000:02:20	71503	5,690.03
142	000:02:21	71883	5,720.27
143	000:02:22	72301	5,753.53
144	000:02:23	72714	5,786.40
145	000:02:24	73128	5,819.34
146	000:02:25	73537	5,851.89
147	000:02:26	73940	5,883.96
148	000:02:27	74304	5,912.92
149	000:02:28	74698	5,944.28
150	000:02:29	75090	5,975.47
151	000:02:30	75475	6,006.11
152	000:02:31	75853	6,036.19
153	000:02:32	76227	6,065.95
154	000:02:33	76590	6,094.84

HM Data Download - Concrete Test Results

READ #	TIME	LOAD	STRESS (PSI)
155	000:02:34	76913	6,120.54
156	000:02:35	77264	6,148.47
157	000:02:36	77605	6,175.61
158	000:02:37	77942	6,202.43
159	000:02:38	78281	6,229.40
160	000:02:39	78601	6,254.87
161	000:02:40	78883	6,277.31
162	000:02:41	79173	6,300.39
163	000:02:42	79424	6,320.36
164	000:02:43	79641	6,337.63
165	000:02:44	79784	6,349.01
166	000:02:45	79773	6,348.13
167	000:02:46	79399	6,318.37
168	000:02:46	28740	2,287.06

Concrete Test

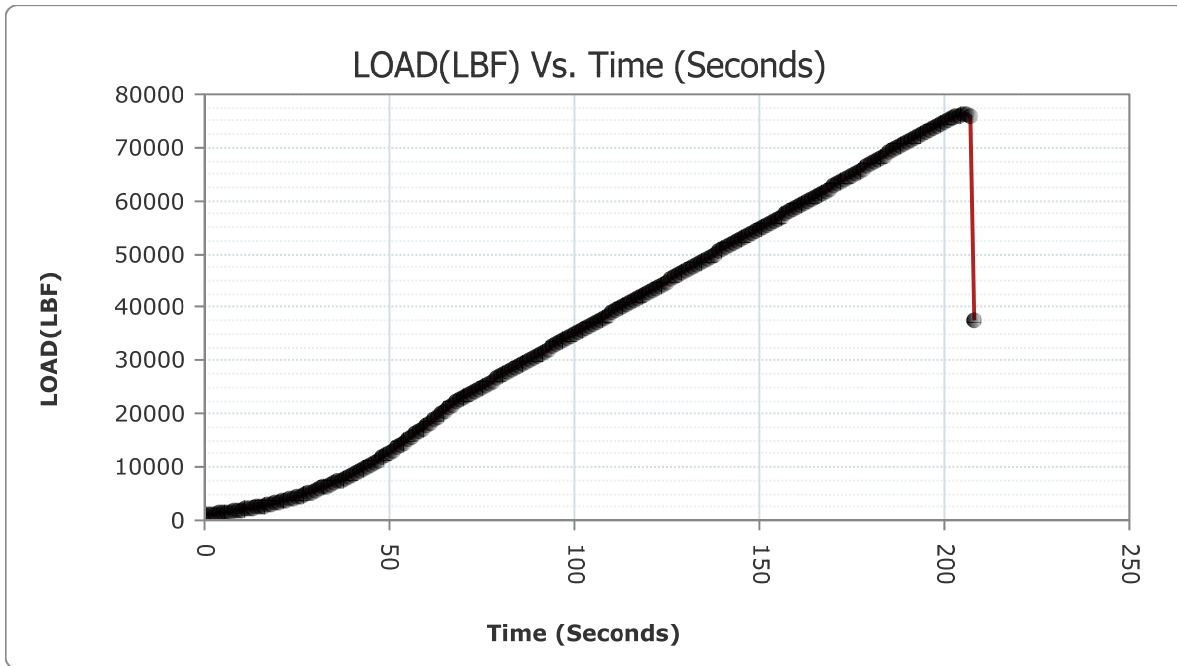
Sample Identification: W3D_3

Machine ID: 6a127

Test Type: ASTM C39

5/18/2020

TYPE	PEAK VALUES	UNITS
LOAD	76236	LBF
Diameter	4.00	IN
Length	8.00	IN
Cross-Sectional Area	12.57	IN ²
Sample Age	0.0	day(s)
Corrected Stress	6066.66	PSI
Average Pace Rate	392.78	LBF
Fracture Type	Type 1	
Correction Factor	1.000	
Temperature @ START	92.2	°F
Temperature @ FINISH	92.1	°F



READ #	TIME	LOAD	STRESS (PSI)
1	000:00:00	1006	80.05
2	000:00:01	1069	85.07

HM Data Download - Concrete Test Results

READ #	TIME	LOAD	STRESS (PSI)
3	000:00:02	1146	91.20
4	000:00:03	1228	97.72
5	000:00:04	1313	104.49
6	000:00:05	1403	111.65
7	000:00:06	1498	119.21
8	000:00:07	1588	126.37
9	000:00:08	1694	134.80
10	000:00:09	1804	143.56
11	000:00:10	1924	153.11
12	000:00:11	2051	163.21
13	000:00:12	2178	173.32
14	000:00:13	2317	184.38
15	000:00:14	2445	194.57
16	000:00:15	2595	206.50
17	000:00:16	2750	218.84
18	000:00:17	2907	231.33
19	000:00:18	3071	244.38
20	000:00:19	3227	256.80
21	000:00:20	3409	271.28
22	000:00:21	3580	284.89
23	000:00:22	3776	300.48
24	000:00:23	3979	316.64
25	000:00:24	4192	333.59
26	000:00:25	4410	350.94
27	000:00:26	4637	369.00
28	000:00:27	4847	385.71
29	000:00:28	5090	405.05
30	000:00:29	5343	425.18
31	000:00:30	5603	445.87
32	000:00:31	5870	467.12
33	000:00:32	6144	488.92
34	000:00:33	6400	509.30
35	000:00:34	6692	532.53
36	000:00:35	6987	556.01
37	000:00:36	7292	580.28
38	000:00:37	7608	605.43
39	000:00:38	7899	628.58
40	000:00:39	8240	655.72

HM Data Download - Concrete Test Results

READ #	TIME	LOAD	STRESS (PSI)
41	000:00:40	8597	684.13
42	000:00:41	8934	710.95
43	000:00:42	9317	741.42
44	000:00:43	9707	772.46
45	000:00:44	10106	804.21
46	000:00:45	10512	836.52
47	000:00:46	10883	866.04
48	000:00:47	11302	899.38
49	000:00:48	11752	935.19
50	000:00:49	12233	973.47
51	000:00:50	12674	1,008.56
52	000:00:51	13168	1,047.88
53	000:00:52	13666	1,087.51
54	000:00:53	14166	1,127.29
55	000:00:54	14679	1,168.12
56	000:00:55	15198	1,209.42
57	000:00:56	15671	1,247.06
58	000:00:57	16198	1,289.00
59	000:00:58	16735	1,331.73
60	000:00:59	17272	1,374.46
61	000:01:00	17819	1,417.99
62	000:01:01	18368	1,461.68
63	000:01:02	18865	1,501.23
64	000:01:03	19421	1,545.47
65	000:01:04	19980	1,589.96
66	000:01:05	20547	1,635.08
67	000:01:06	21115	1,680.28
68	000:01:07	21690	1,726.04
69	000:01:08	22149	1,762.56
70	000:01:09	22636	1,801.32
71	000:01:10	23091	1,837.52
72	000:01:11	23521	1,871.74
73	000:01:12	23919	1,903.41
74	000:01:13	24294	1,933.26
75	000:01:14	24625	1,959.60
76	000:01:15	24982	1,988.00
77	000:01:16	25373	2,019.12
78	000:01:17	25797	2,052.86

HM Data Download - Concrete Test Results

READ #	TIME	LOAD	STRESS (PSI)
79	000:01:18	26231	2,087.40
80	000:01:19	26663	2,121.77
81	000:01:20	27097	2,156.31
82	000:01:21	27488	2,187.43
83	000:01:22	27905	2,220.61
84	000:01:23	28298	2,251.88
85	000:01:24	28690	2,283.08
86	000:01:25	29080	2,314.11
87	000:01:26	29471	2,345.23
88	000:01:27	29824	2,373.32
89	000:01:28	30220	2,404.83
90	000:01:29	30616	2,436.34
91	000:01:30	31010	2,467.70
92	000:01:31	31403	2,498.97
93	000:01:32	31803	2,530.80
94	000:01:33	32161	2,559.29
95	000:01:34	32561	2,591.12
96	000:01:35	32960	2,622.87
97	000:01:36	33360	2,654.70
98	000:01:37	33763	2,686.77
99	000:01:38	34164	2,718.68
100	000:01:39	34536	2,748.29
101	000:01:40	34942	2,780.60
102	000:01:41	35348	2,812.90
103	000:01:42	35711	2,841.79
104	000:01:43	36115	2,873.94
105	000:01:44	36520	2,906.17
106	000:01:45	36929	2,938.72
107	000:01:46	37293	2,967.68
108	000:01:47	37699	2,999.99
109	000:01:48	38104	3,032.22
110	000:01:49	38510	3,064.53
111	000:01:50	38911	3,096.44
112	000:01:51	39271	3,125.09
113	000:01:52	39672	3,157.00
114	000:01:53	40076	3,189.15
115	000:01:54	40477	3,221.06
116	000:01:55	40879	3,253.05

HM Data Download - Concrete Test Results

READ #	TIME	LOAD	STRESS (PSI)
117	000:01:56	41280	3,284.96
118	000:01:57	41642	3,313.77
119	000:01:58	42045	3,345.83
120	000:01:59	42446	3,377.75
121	000:02:00	42848	3,409.74
122	000:02:01	43248	3,441.57
123	000:02:02	43651	3,473.64
124	000:02:03	44013	3,502.44
125	000:02:04	44417	3,534.59
126	000:02:05	44819	3,566.58
127	000:02:06	45227	3,599.05
128	000:02:07	45632	3,631.28
129	000:02:08	46039	3,663.67
130	000:02:09	46408	3,693.03
131	000:02:10	46814	3,725.34
132	000:02:11	47221	3,757.73
133	000:02:12	47625	3,789.88
134	000:02:13	48033	3,822.34
135	000:02:14	48437	3,854.49
136	000:02:15	48846	3,887.04
137	000:02:16	49208	3,915.85
138	000:02:17	49614	3,948.16
139	000:02:18	50019	3,980.39
140	000:02:19	50426	4,012.77
141	000:02:20	50828	4,044.76
142	000:02:21	51231	4,076.83
143	000:02:22	51595	4,105.80
144	000:02:23	51998	4,137.87
145	000:02:24	52401	4,169.94
146	000:02:25	52802	4,201.85
147	000:02:26	53199	4,233.44
148	000:02:27	53602	4,265.51
149	000:02:28	53963	4,294.24
150	000:02:29	54364	4,326.15
151	000:02:30	54764	4,357.98
152	000:02:31	55161	4,389.57
153	000:02:32	55559	4,421.24
154	000:02:33	55953	4,452.60

HM Data Download - Concrete Test Results

READ #	TIME	LOAD	STRESS (PSI)
155	000:02:34	56312	4,481.17
156	000:02:35	56708	4,512.68
157	000:02:36	57101	4,543.95
158	000:02:37	57496	4,575.39
159	000:02:38	57893	4,606.98
160	000:02:39	58256	4,635.87
161	000:02:40	58659	4,667.94
162	000:02:41	59056	4,699.53
163	000:02:42	59452	4,731.04
164	000:02:43	59808	4,759.37
165	000:02:44	60210	4,791.36
166	000:02:45	60639	4,825.50
167	000:02:46	61064	4,859.32
168	000:02:47	61447	4,889.80
169	000:02:48	61870	4,923.46
170	000:02:49	62286	4,956.56
171	000:02:50	62698	4,989.35
172	000:02:51	63115	5,022.53
173	000:02:52	63483	5,051.82
174	000:02:53	63894	5,084.52
175	000:02:54	64302	5,116.99
176	000:02:55	64738	5,151.69
177	000:02:56	65179	5,186.78
178	000:02:57	65635	5,223.07
179	000:02:58	66037	5,255.06
180	000:02:59	66486	5,290.79
181	000:03:00	66929	5,326.04
182	000:03:01	67378	5,361.77
183	000:03:02	67812	5,396.31
184	000:03:03	68248	5,431.00
185	000:03:04	68640	5,462.20
186	000:03:05	69073	5,496.65
187	000:03:06	69498	5,530.48
188	000:03:07	69922	5,564.22
189	000:03:08	70340	5,597.48
190	000:03:09	70756	5,630.58
191	000:03:10	71123	5,659.79
192	000:03:11	71530	5,692.18

HM Data Download - Concrete Test Results

READ #	TIME	LOAD	STRESS (PSI)
193	000:03:12	71932	5,724.17
194	000:03:13	72327	5,755.60
195	000:03:14	72716	5,786.56
196	000:03:15	73103	5,817.35
197	000:03:16	73443	5,844.41
198	000:03:17	73810	5,873.61
199	000:03:18	74169	5,902.18
200	000:03:19	74518	5,929.95
201	000:03:20	74857	5,956.93
202	000:03:21	75188	5,983.27
203	000:03:22	75520	6,009.69
204	000:03:23	75805	6,032.37
205	000:03:24	76067	6,053.22
206	000:03:25	76204	6,064.12
207	000:03:26	76231	6,066.27
208	000:03:27	75998	6,047.73
209	000:03:28	37516	2,985.43

Concrete Test

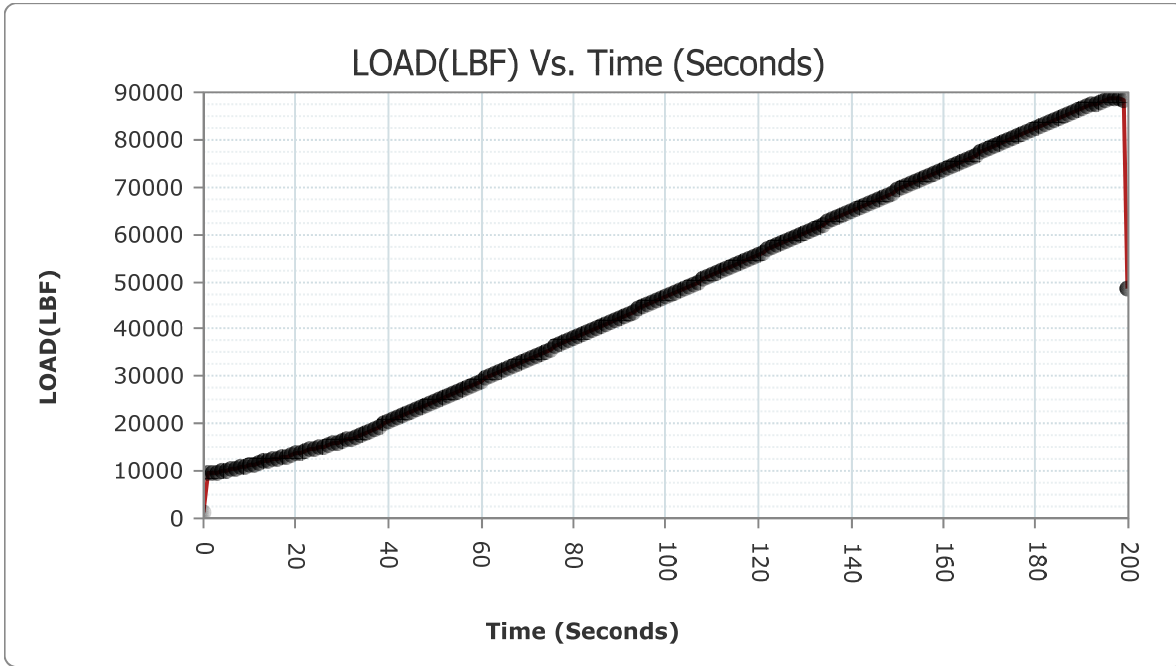
Sample Identification: W28-1

Machine ID: 6a127

Test Type: ASTM C39

6/12/2020

TYPE	PEAK VALUES	UNITS
LOAD	88899	LBF
Diameter	4.00	IN
Length	8.00	IN
Cross-Sectional Area	12.57	IN ²
Sample Age	0.0	day(s)
Corrected Stress	7074.39	PSI
Average Pace Rate	433.50	LBF
Fracture Type	Type 1	
Correction Factor	1.000	
Temperature @ START	89.3	°F
Temperature @ FINISH	89.3	°F



READ #	TIME	LOAD	STRESS (PSI)
1	000:00:00	1284	102.18
2	000:00:01	9781	778.35

HM Data Download - Concrete Test Results

READ #	TIME	LOAD	STRESS (PSI)
3	000:00:02	9667	769.28
4	000:00:03	9811	780.73
5	000:00:04	9988	794.82
6	000:00:05	10165	808.90
7	000:00:06	10369	825.14
8	000:00:07	10584	842.25
9	000:00:08	10806	859.91
10	000:00:09	11010	876.15
11	000:00:10	11243	894.69
12	000:00:11	11477	913.31
13	000:00:12	11715	932.25
14	000:00:13	11934	949.68
15	000:00:14	12178	969.09
16	000:00:15	12429	989.07
17	000:00:16	12681	1,009.12
18	000:00:17	12905	1,026.95
19	000:00:18	13161	1,047.32
20	000:00:19	13421	1,068.01
21	000:00:20	13684	1,088.94
22	000:00:21	13922	1,107.88
23	000:00:22	14186	1,128.89
24	000:00:23	14456	1,150.37
25	000:00:24	14723	1,171.62
26	000:00:25	14973	1,191.51
27	000:00:26	15249	1,213.48
28	000:00:27	15528	1,235.68
29	000:00:28	15806	1,257.80
30	000:00:29	16061	1,278.09
31	000:00:30	16344	1,300.61
32	000:00:31	16631	1,323.45
33	000:00:32	16922	1,346.61
34	000:00:33	17183	1,367.38
35	000:00:34	17527	1,394.75
36	000:00:35	18011	1,433.27
37	000:00:36	18500	1,472.18
38	000:00:37	18942	1,507.36
39	000:00:38	19435	1,546.59
40	000:00:39	19929	1,585.90

HM Data Download - Concrete Test Results

READ #	TIME	LOAD	STRESS (PSI)
41	000:00:40	20428	1,625.61
42	000:00:41	20842	1,658.55
43	000:00:42	21257	1,691.58
44	000:00:43	21676	1,724.92
45	000:00:44	22108	1,759.30
46	000:00:45	22539	1,793.60
47	000:00:46	22934	1,825.03
48	000:00:47	23370	1,859.73
49	000:00:48	23777	1,892.11
50	000:00:49	24219	1,927.29
51	000:00:50	24663	1,962.62
52	000:00:51	25110	1,998.19
53	000:00:52	25554	2,033.52
54	000:00:53	25951	2,065.11
55	000:00:54	26394	2,100.37
56	000:00:55	26844	2,136.18
57	000:00:56	27293	2,171.91
58	000:00:57	27742	2,207.64
59	000:00:58	28194	2,243.61
60	000:00:59	28605	2,276.31
61	000:01:00	29058	2,312.36
62	000:01:01	29514	2,348.65
63	000:01:02	29971	2,385.02
64	000:01:03	30432	2,421.70
65	000:01:04	30892	2,458.31
66	000:01:05	31357	2,495.31
67	000:01:06	31772	2,528.34
68	000:01:07	32234	2,565.10
69	000:01:08	32700	2,602.18
70	000:01:09	33167	2,639.35
71	000:01:10	33616	2,675.08
72	000:01:11	34056	2,710.09
73	000:01:12	34454	2,741.76
74	000:01:13	34896	2,776.94
75	000:01:14	35340	2,812.27
76	000:01:15	35787	2,847.84
77	000:01:16	36228	2,882.93
78	000:01:17	36675	2,918.50

HM Data Download - Concrete Test Results

READ #	TIME	LOAD	STRESS (PSI)
79	000:01:18	37079	2,950.65
80	000:01:19	37526	2,986.22
81	000:01:20	37974	3,021.88
82	000:01:21	38419	3,057.29
83	000:01:22	38864	3,092.70
84	000:01:23	39316	3,128.67
85	000:01:24	39719	3,160.74
86	000:01:25	40169	3,196.55
87	000:01:26	40615	3,232.04
88	000:01:27	41070	3,268.25
89	000:01:28	41519	3,303.98
90	000:01:29	41970	3,339.87
91	000:01:30	42375	3,372.10
92	000:01:31	42828	3,408.14
93	000:01:32	43282	3,444.27
94	000:01:33	43734	3,480.24
95	000:01:34	44185	3,516.13
96	000:01:35	44638	3,552.18
97	000:01:36	45088	3,587.99
98	000:01:37	45500	3,620.77
99	000:01:38	45953	3,656.82
100	000:01:39	46405	3,692.79
101	000:01:40	46860	3,729.00
102	000:01:41	47312	3,764.97
103	000:01:42	47725	3,797.83
104	000:01:43	48184	3,834.36
105	000:01:44	48646	3,871.13
106	000:01:45	49103	3,907.49
107	000:01:46	49520	3,940.68
108	000:01:47	49976	3,976.96
109	000:01:48	50449	4,014.60
110	000:01:49	50865	4,047.71
111	000:01:50	51325	4,084.31
112	000:01:51	51785	4,120.92
113	000:01:52	52242	4,157.29
114	000:01:53	52699	4,193.65
115	000:01:54	53156	4,230.02
116	000:01:55	53569	4,262.89

HM Data Download - Concrete Test Results

READ #	TIME	LOAD	STRESS (PSI)
117	000:01:56	54027	4,299.33
118	000:01:57	54483	4,335.62
119	000:01:58	54939	4,371.91
120	000:01:59	55399	4,408.51
121	000:02:00	55856	4,444.88
122	000:02:01	56268	4,477.67
123	000:02:02	56728	4,514.27
124	000:02:03	57185	4,550.64
125	000:02:04	57642	4,587.00
126	000:02:05	58101	4,623.53
127	000:02:06	58559	4,659.98
128	000:02:07	58973	4,692.92
129	000:02:08	59428	4,729.13
130	000:02:09	59887	4,765.66
131	000:02:10	60345	4,802.10
132	000:02:11	60804	4,838.63
133	000:02:12	61260	4,874.92
134	000:02:13	61671	4,907.62
135	000:02:14	62129	4,944.07
136	000:02:15	62587	4,980.52
137	000:02:16	63042	5,016.72
138	000:02:17	63496	5,052.85
139	000:02:18	63954	5,089.30
140	000:02:19	64406	5,125.27
141	000:02:20	64820	5,158.21
142	000:02:21	65276	5,194.50
143	000:02:22	65728	5,230.47
144	000:02:23	66180	5,266.44
145	000:02:24	66638	5,302.88
146	000:02:25	67091	5,338.93
147	000:02:26	67498	5,371.32
148	000:02:27	67951	5,407.37
149	000:02:28	68406	5,443.58
150	000:02:29	68859	5,479.63
151	000:02:30	69311	5,515.59
152	000:02:31	69762	5,551.48
153	000:02:32	70171	5,584.03
154	000:02:33	70626	5,620.24

HM Data Download - Concrete Test Results

READ #	TIME	LOAD	STRESS (PSI)
155	000:02:34	71078	5,656.21
156	000:02:35	71530	5,692.18
157	000:02:36	71982	5,728.15
158	000:02:37	72434	5,764.11
159	000:02:38	72839	5,796.34
160	000:02:39	73290	5,832.23
161	000:02:40	73739	5,867.96
162	000:02:41	74183	5,903.30
163	000:02:42	74635	5,939.26
164	000:02:43	75046	5,971.97
165	000:02:44	75496	6,007.78
166	000:02:45	75946	6,043.59
167	000:02:46	76395	6,079.32
168	000:02:47	76802	6,111.71
169	000:02:48	77255	6,147.76
170	000:02:49	77710	6,183.97
171	000:02:50	78113	6,216.04
172	000:02:51	78557	6,251.37
173	000:02:52	79001	6,286.70
174	000:02:53	79443	6,321.87
175	000:02:54	79882	6,356.81
176	000:02:55	80318	6,391.50
177	000:02:56	80712	6,422.86
178	000:02:57	81147	6,457.47
179	000:02:58	81578	6,491.77
180	000:02:59	82008	6,525.99
181	000:03:00	82437	6,560.13
182	000:03:01	82868	6,594.43
183	000:03:02	83250	6,624.82
184	000:03:03	83673	6,658.49
185	000:03:04	84095	6,692.07
186	000:03:05	84514	6,725.41
187	000:03:06	84929	6,758.44
188	000:03:07	85343	6,791.38
189	000:03:08	85715	6,820.98
190	000:03:09	86120	6,853.21
191	000:03:10	86524	6,885.36
192	000:03:11	86921	6,916.95

HM Data Download - Concrete Test Results

READ #	TIME	LOAD	STRESS (PSI)
193	000:03:12	87304	6,947.43
194	000:03:13	87684	6,977.67
195	000:03:14	88045	7,006.40
196	000:03:15	88341	7,029.95
197	000:03:16	88637	7,053.51
198	000:03:17	88836	7,069.34
199	000:03:18	88894	7,073.96
200	000:03:19	88390	7,033.85
201	000:03:19	48548	3,863.33

Concrete Test

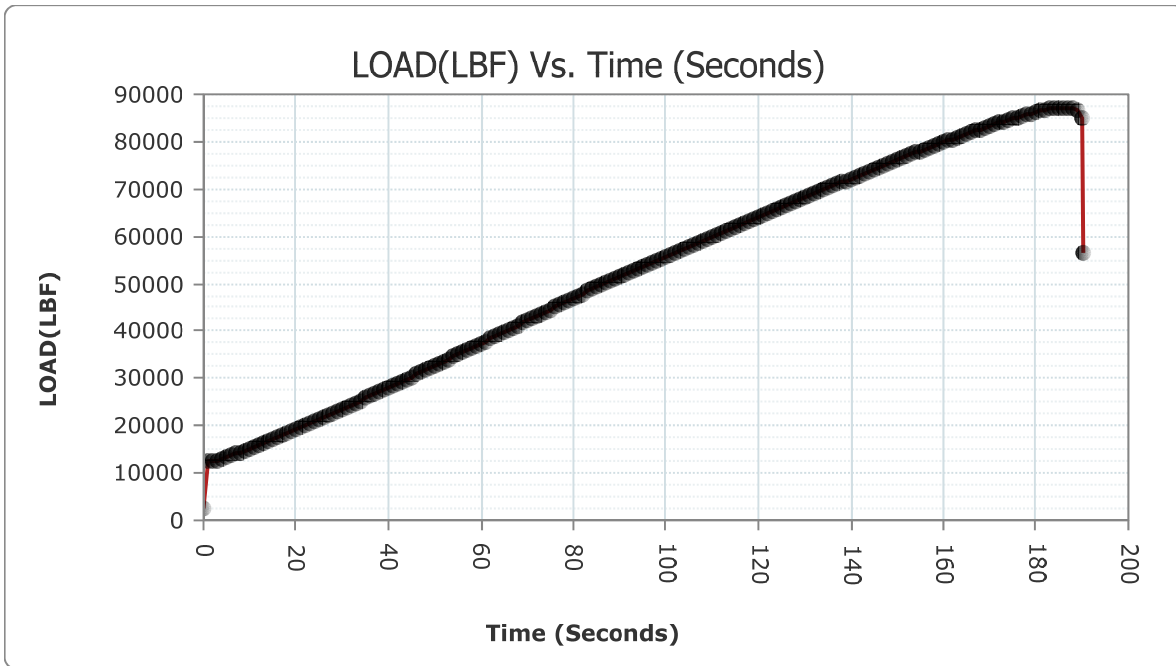
Sample Identification: W28_2

Machine ID: 6a127

Test Type: ASTM C39

6/12/2020

TYPE	PEAK VALUES	UNITS
LOAD	87128	LBF
Diameter	4.00	IN
Length	8.00	IN
Cross-Sectional Area	12.57	IN ²
Sample Age	0.0	day(s)
Corrected Stress	6933.42	PSI
Average Pace Rate	392.58	LBF
Fracture Type	Type 1	
Correction Factor	1.000	
Temperature @ START	89.3	°F
Temperature @ FINISH	89.4	°F



READ #	TIME	LOAD	STRESS (PSI)
1	000:00:00	2329	185.34
2	000:00:01	12528	996.95

HM Data Download - Concrete Test Results

READ #	TIME	LOAD	STRESS (PSI)
3	000:00:02	12459	991.46
4	000:00:03	12719	1,012.15
5	000:00:04	13042	1,037.85
6	000:00:05	13386	1,065.22
7	000:00:06	13741	1,093.47
8	000:00:07	14070	1,119.66
9	000:00:08	14440	1,149.10
10	000:00:09	14819	1,179.26
11	000:00:10	15217	1,210.93
12	000:00:11	15607	1,241.97
13	000:00:12	15966	1,270.53
14	000:00:13	16366	1,302.36
15	000:00:14	16770	1,334.51
16	000:00:15	17179	1,367.06
17	000:00:16	17550	1,396.58
18	000:00:17	17968	1,429.85
19	000:00:18	18388	1,463.27
20	000:00:19	18812	1,497.01
21	000:00:20	19197	1,527.65
22	000:00:21	19622	1,561.47
23	000:00:22	20053	1,595.77
24	000:00:23	20483	1,629.99
25	000:00:24	20919	1,664.68
26	000:00:25	21312	1,695.96
27	000:00:26	21749	1,730.73
28	000:00:27	22191	1,765.90
29	000:00:28	22633	1,801.08
30	000:00:29	23080	1,836.65
31	000:00:30	23530	1,872.46
32	000:00:31	23937	1,904.85
33	000:00:32	24388	1,940.74
34	000:00:33	24843	1,976.94
35	000:00:34	25297	2,013.07
36	000:00:35	25755	2,049.52
37	000:00:36	26213	2,085.96
38	000:00:37	26677	2,122.89
39	000:00:38	27092	2,155.91
40	000:00:39	27558	2,193.00

HM Data Download - Concrete Test Results

READ #	TIME	LOAD	STRESS (PSI)
41	000:00:40	28024	2,230.08
42	000:00:41	28491	2,267.24
43	000:00:42	28960	2,304.56
44	000:00:43	29429	2,341.89
45	000:00:44	29852	2,375.55
46	000:00:45	30322	2,412.95
47	000:00:46	30794	2,450.51
48	000:00:47	31272	2,488.55
49	000:00:48	31742	2,525.95
50	000:00:49	32221	2,564.07
51	000:00:50	32650	2,598.20
52	000:00:51	33121	2,635.69
53	000:00:52	33601	2,673.88
54	000:00:53	34078	2,711.84
55	000:00:54	34555	2,749.80
56	000:00:55	35034	2,787.92
57	000:00:56	35510	2,825.80
58	000:00:57	35944	2,860.33
59	000:00:58	36428	2,898.85
60	000:00:59	36907	2,936.97
61	000:01:00	37393	2,975.64
62	000:01:01	37872	3,013.76
63	000:01:02	38354	3,052.11
64	000:01:03	38791	3,086.89
65	000:01:04	39274	3,125.33
66	000:01:05	39758	3,163.84
67	000:01:06	40243	3,202.44
68	000:01:07	40728	3,241.03
69	000:01:08	41214	3,279.71
70	000:01:09	41652	3,314.56
71	000:01:10	42143	3,353.63
72	000:01:11	42638	3,393.02
73	000:01:12	43127	3,431.94
74	000:01:13	43568	3,467.03
75	000:01:14	44057	3,505.94
76	000:01:15	44550	3,545.18
77	000:01:16	45037	3,583.93
78	000:01:17	45482	3,619.34

HM Data Download - Concrete Test Results

READ #	TIME	LOAD	STRESS (PSI)
79	000:01:18	45975	3,658.57
80	000:01:19	46466	3,697.65
81	000:01:20	46955	3,736.56
82	000:01:21	47395	3,771.57
83	000:01:22	47888	3,810.81
84	000:01:23	48371	3,849.24
85	000:01:24	48833	3,886.01
86	000:01:25	49262	3,920.15
87	000:01:26	49694	3,954.52
88	000:01:27	50082	3,985.40
89	000:01:28	50514	4,019.78
90	000:01:29	50947	4,054.23
91	000:01:30	51377	4,088.45
92	000:01:31	51807	4,122.67
93	000:01:32	52236	4,156.81
94	000:01:33	52627	4,187.92
95	000:01:34	53055	4,221.98
96	000:01:35	53488	4,256.44
97	000:01:36	53916	4,290.50
98	000:01:37	54348	4,324.88
99	000:01:38	54778	4,359.09
100	000:01:39	55206	4,393.15
101	000:01:40	55594	4,424.03
102	000:01:41	56021	4,458.01
103	000:01:42	56449	4,492.07
104	000:01:43	56875	4,525.97
105	000:01:44	57304	4,560.11
106	000:01:45	57732	4,594.17
107	000:01:46	58119	4,624.96
108	000:01:47	58547	4,659.02
109	000:01:48	58971	4,692.76
110	000:01:49	59402	4,727.06
111	000:01:50	59827	4,760.88
112	000:01:51	60254	4,794.86
113	000:01:52	60638	4,825.42
114	000:01:53	61064	4,859.32
115	000:01:54	61488	4,893.06
116	000:01:55	61917	4,927.20

HM Data Download - Concrete Test Results

READ #	TIME	LOAD	STRESS (PSI)
117	000:01:56	62338	4,960.70
118	000:01:57	62763	4,994.52
119	000:01:58	63186	5,028.18
120	000:01:59	63566	5,058.42
121	000:02:00	63991	5,092.24
122	000:02:01	64412	5,125.74
123	000:02:02	64833	5,159.25
124	000:02:03	65259	5,193.15
125	000:02:04	65681	5,226.73
126	000:02:05	66058	5,256.73
127	000:02:06	66480	5,290.31
128	000:02:07	66898	5,323.57
129	000:02:08	67316	5,356.84
130	000:02:09	67735	5,390.18
131	000:02:10	68154	5,423.52
132	000:02:11	68538	5,454.08
133	000:02:12	68954	5,487.19
134	000:02:13	69375	5,520.69
135	000:02:14	69751	5,550.61
136	000:02:15	70167	5,583.71
137	000:02:16	70584	5,616.90
138	000:02:17	71001	5,650.08
139	000:02:18	71375	5,679.84
140	000:02:19	71789	5,712.79
141	000:02:20	72201	5,745.57
142	000:02:21	72615	5,778.52
143	000:02:22	73019	5,810.67
144	000:02:23	73391	5,840.27
145	000:02:24	73797	5,872.58
146	000:02:25	74195	5,904.25
147	000:02:26	74593	5,935.92
148	000:02:27	74994	5,967.83
149	000:02:28	75393	5,999.58
150	000:02:29	75754	6,028.31
151	000:02:30	76145	6,059.43
152	000:02:31	76538	6,090.70
153	000:02:32	76932	6,122.05
154	000:02:33	77322	6,153.09

HM Data Download - Concrete Test Results

READ #	TIME	LOAD	STRESS (PSI)
155	000:02:34	77706	6,183.65
156	000:02:35	78044	6,210.54
157	000:02:36	78419	6,240.39
158	000:02:37	78791	6,269.99
159	000:02:38	79161	6,299.43
160	000:02:39	79530	6,328.80
161	000:02:40	79890	6,357.44
162	000:02:41	80253	6,386.33
163	000:02:42	80577	6,412.11
164	000:02:43	80932	6,440.36
165	000:02:44	81266	6,466.94
166	000:02:45	81608	6,494.16
167	000:02:46	81952	6,521.53
168	000:02:47	82302	6,549.39
169	000:02:48	82610	6,573.90
170	000:02:49	82956	6,601.43
171	000:02:50	83300	6,628.80
172	000:02:51	83640	6,655.86
173	000:02:52	83975	6,682.52
174	000:02:53	84242	6,703.77
175	000:02:54	84513	6,725.33
176	000:02:55	84819	6,749.68
177	000:02:56	85123	6,773.87
178	000:02:57	85417	6,797.27
179	000:02:58	85706	6,820.27
180	000:02:59	85979	6,841.99
181	000:03:00	86240	6,862.76
182	000:03:01	86470	6,881.06
183	000:03:02	86707	6,899.92
184	000:03:03	86921	6,916.95
185	000:03:04	87096	6,930.88
186	000:03:05	87128	6,933.43
187	000:03:06	87119	6,932.71
188	000:03:07	87079	6,929.53
189	000:03:08	86886	6,914.17
190	000:03:09	86483	6,882.10
191	000:03:10	84917	6,757.48
192	000:03:10	56500	4,496.13

Concrete Test

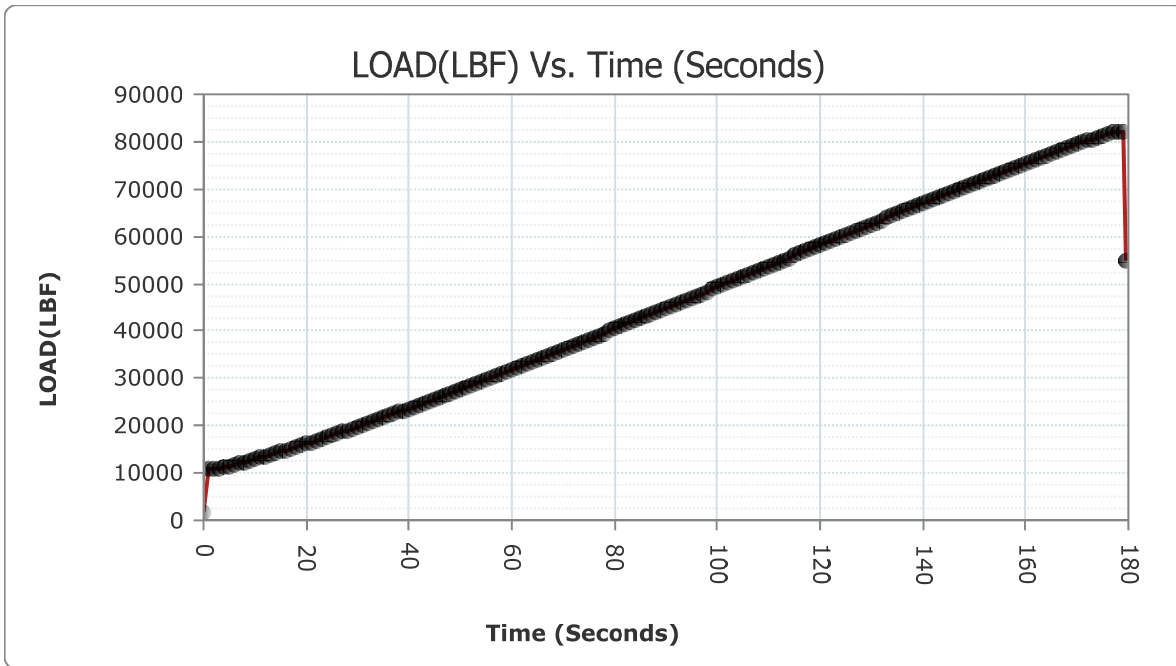
Sample Identification: W28_3

Machine ID: 6a127

Test Type: ASTM C39

6/12/2020

TYPE	PEAK VALUES	UNITS
LOAD	82148	LBF
Diameter	4.00	IN
Length	8.00	IN
Cross-Sectional Area	12.57	IN ²
Sample Age	0.0	day(s)
Corrected Stress	6537.15	PSI
Average Pace Rate	427.02	LBF
Fracture Type	Type 1	
Correction Factor	1.000	
Temperature @ START	89.5	°F
Temperature @ FINISH	89.5	°F



READ #	TIME	LOAD	STRESS (PSI)
1	000:00:00	1515	120.56
2	000:00:01	10739	854.58

HM Data Download - Concrete Test Results

READ #	TIME	LOAD	STRESS (PSI)
3	000:00:02	10704	851.80
4	000:00:03	10930	869.78
5	000:00:04	11190	890.47
6	000:00:05	11439	910.29
7	000:00:06	11729	933.36
8	000:00:07	12026	957.00
9	000:00:08	12330	981.19
10	000:00:09	12607	1,003.23
11	000:00:10	12921	1,028.22
12	000:00:11	13237	1,053.37
13	000:00:12	13556	1,078.75
14	000:00:13	13881	1,104.61
15	000:00:14	14177	1,128.17
16	000:00:15	14505	1,154.27
17	000:00:16	14839	1,180.85
18	000:00:17	15177	1,207.75
19	000:00:18	15519	1,234.96
20	000:00:19	15865	1,262.50
21	000:00:20	16211	1,290.03
22	000:00:21	16528	1,315.26
23	000:00:22	16883	1,343.51
24	000:00:23	17238	1,371.76
25	000:00:24	17600	1,400.56
26	000:00:25	17962	1,429.37
27	000:00:26	18326	1,458.34
28	000:00:27	18661	1,485.00
29	000:00:28	19027	1,514.12
30	000:00:29	19402	1,543.96
31	000:00:30	19782	1,574.20
32	000:00:31	20156	1,603.96
33	000:00:32	20542	1,634.68
34	000:00:33	20886	1,662.06
35	000:00:34	21273	1,692.85
36	000:00:35	21660	1,723.65
37	000:00:36	22047	1,754.44
38	000:00:37	22441	1,785.80
39	000:00:38	22835	1,817.15
40	000:00:39	23189	1,845.32

HM Data Download - Concrete Test Results

READ #	TIME	LOAD	STRESS (PSI)
41	000:00:40	23591	1,877.31
42	000:00:41	23993	1,909.30
43	000:00:42	24394	1,941.21
44	000:00:43	24799	1,973.44
45	000:00:44	25205	2,005.75
46	000:00:45	25582	2,035.75
47	000:00:46	25991	2,068.30
48	000:00:47	26403	2,101.08
49	000:00:48	26815	2,133.87
50	000:00:49	27229	2,166.81
51	000:00:50	27606	2,196.82
52	000:00:51	28023	2,230.00
53	000:00:52	28443	2,263.42
54	000:00:53	28865	2,297.00
55	000:00:54	29287	2,330.59
56	000:00:55	29711	2,364.33
57	000:00:56	30093	2,394.72
58	000:00:57	30518	2,428.55
59	000:00:58	30945	2,462.52
60	000:00:59	31372	2,496.50
61	000:01:00	31804	2,530.88
62	000:01:01	32236	2,565.26
63	000:01:02	32627	2,596.37
64	000:01:03	33064	2,631.15
65	000:01:04	33500	2,665.85
66	000:01:05	33938	2,700.70
67	000:01:06	34334	2,732.21
68	000:01:07	34771	2,766.99
69	000:01:08	35213	2,802.16
70	000:01:09	35651	2,837.02
71	000:01:10	36051	2,868.85
72	000:01:11	36488	2,903.62
73	000:01:12	36927	2,938.56
74	000:01:13	37370	2,973.81
75	000:01:14	37811	3,008.90
76	000:01:15	38208	3,040.50
77	000:01:16	38649	3,075.59
78	000:01:17	39087	3,110.44

HM Data Download - Concrete Test Results

READ #	TIME	LOAD	STRESS (PSI)
79	000:01:18	39534	3,146.02
80	000:01:19	39977	3,181.27
81	000:01:20	40421	3,216.60
82	000:01:21	40866	3,252.01
83	000:01:22	41269	3,284.08
84	000:01:23	41713	3,319.42
85	000:01:24	42158	3,354.83
86	000:01:25	42603	3,390.24
87	000:01:26	43051	3,425.89
88	000:01:27	43500	3,461.62
89	000:01:28	43900	3,493.45
90	000:01:29	44350	3,529.26
91	000:01:30	44797	3,564.83
92	000:01:31	45243	3,600.32
93	000:01:32	45693	3,636.13
94	000:01:33	46141	3,671.78
95	000:01:34	46541	3,703.61
96	000:01:35	46993	3,739.58
97	000:01:36	47441	3,775.23
98	000:01:37	47891	3,811.04
99	000:01:38	48342	3,846.93
100	000:01:39	48791	3,882.66
101	000:01:40	49197	3,914.97
102	000:01:41	49645	3,950.62
103	000:01:42	50096	3,986.51
104	000:01:43	50544	4,022.16
105	000:01:44	50998	4,058.29
106	000:01:45	51453	4,094.50
107	000:01:46	51869	4,127.60
108	000:01:47	52322	4,163.65
109	000:01:48	52772	4,199.46
110	000:01:49	53221	4,235.19
111	000:01:50	53672	4,271.08
112	000:01:51	54081	4,303.63
113	000:01:52	54531	4,339.44
114	000:01:53	54984	4,375.49
115	000:01:54	55437	4,411.54
116	000:01:55	55885	4,447.19

HM Data Download - Concrete Test Results

READ #	TIME	LOAD	STRESS (PSI)
117	000:01:56	56342	4,483.55
118	000:01:57	56747	4,515.78
119	000:01:58	57200	4,551.83
120	000:01:59	57653	4,587.88
121	000:02:00	58101	4,623.53
122	000:02:01	58556	4,659.74
123	000:02:02	59009	4,695.79
124	000:02:03	59421	4,728.57
125	000:02:04	59874	4,764.62
126	000:02:05	60330	4,800.91
127	000:02:06	60783	4,836.96
128	000:02:07	61192	4,869.50
129	000:02:08	61647	4,905.71
130	000:02:09	62101	4,941.84
131	000:02:10	62552	4,977.73
132	000:02:11	62960	5,010.20
133	000:02:12	63406	5,045.69
134	000:02:13	63851	5,081.10
135	000:02:14	64301	5,116.91
136	000:02:15	64749	5,152.56
137	000:02:16	65195	5,188.05
138	000:02:17	65598	5,220.12
139	000:02:18	66043	5,255.54
140	000:02:19	66488	5,290.95
141	000:02:20	66933	5,326.36
142	000:02:21	67380	5,361.93
143	000:02:22	67822	5,397.10
144	000:02:23	68261	5,432.04
145	000:02:24	68660	5,463.79
146	000:02:25	69097	5,498.56
147	000:02:26	69540	5,533.82
148	000:02:27	69979	5,568.75
149	000:02:28	70414	5,603.37
150	000:02:29	70851	5,638.14
151	000:02:30	71243	5,669.34
152	000:02:31	71678	5,703.95
153	000:02:32	72106	5,738.01
154	000:02:33	72536	5,772.23

HM Data Download - Concrete Test Results

READ #	TIME	LOAD	STRESS (PSI)
155	000:02:34	72969	5,806.69
156	000:02:35	73396	5,840.67
157	000:02:36	73784	5,871.54
158	000:02:37	74212	5,905.60
159	000:02:38	74637	5,939.42
160	000:02:39	75058	5,972.93
161	000:02:40	75474	6,006.03
162	000:02:41	75888	6,038.98
163	000:02:42	76264	6,068.90
164	000:02:43	76679	6,101.92
165	000:02:44	77091	6,134.71
166	000:02:45	77499	6,167.17
167	000:02:46	77919	6,200.60
168	000:02:47	78282	6,229.48
169	000:02:48	78678	6,261.00
170	000:02:49	79070	6,292.19
171	000:02:50	79462	6,323.39
172	000:02:51	79840	6,353.47
173	000:02:52	80213	6,383.15
174	000:02:53	80541	6,409.25
175	000:02:54	80892	6,437.18
176	000:02:55	81234	6,464.40
177	000:02:56	81557	6,490.10
178	000:02:57	81860	6,514.21
179	000:02:58	82106	6,533.79
180	000:02:59	81844	6,512.94
181	000:02:59	54745	4,356.47

Mix A - Yellow

Target Temp: 70 F

Date Cast:	2/11/2020	Temp During Casting (F):	65
Time of Casting:	11:55:00 AM	Air Content (%):	8.0

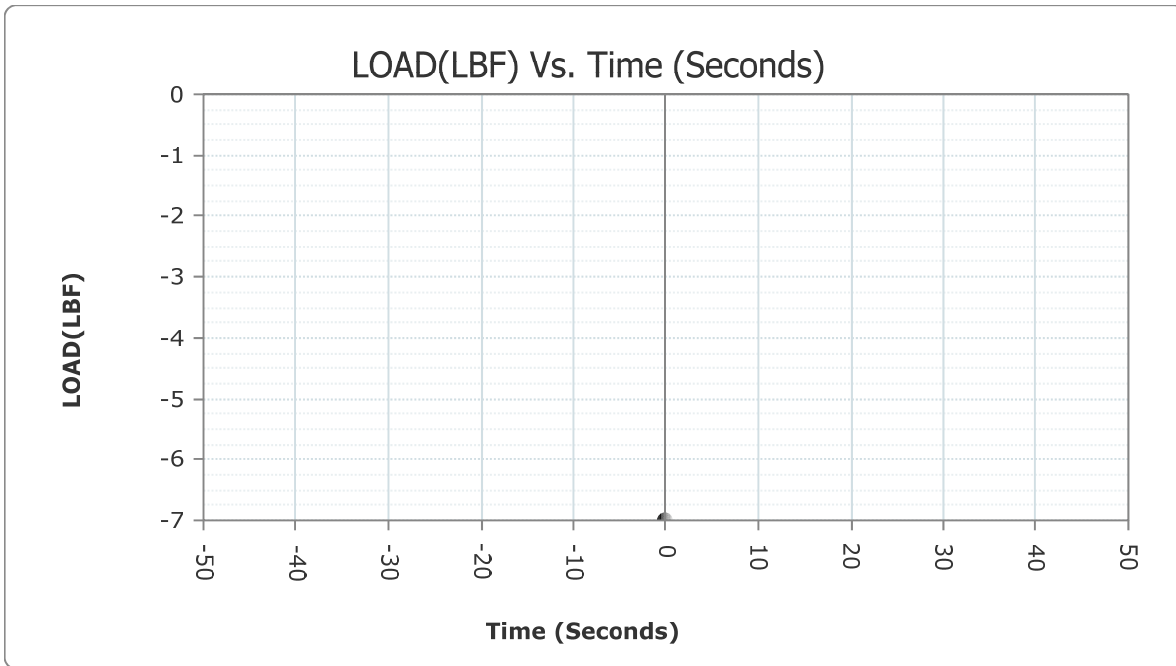
Test Date:					Compressive Strength (psi)	AVE Compressive Strength (psi)
Date:	Time interval	Target Time	Actual Test Time	Time Elapsed (hr)		
2/11/2020	1.5 HR	1:25:00 PM	1:25:00 PM	1.50	NA - Too Wet	
2/11/2020	1.5 HR	1:25:00 PM	1:25:00 PM	1.50	NA - Too Wet	NA
2/11/2020	1.5 HR	1:25:00 PM	1:25:00 PM	1.50	NA - Too Wet	
2/11/2020	2 HR	1:55:00 PM	1:55:00 PM	2.00	NA - Too Wet	
2/11/2020	2 HR	1:55:00 PM	1:55:00 PM	2.00	NA - Too Wet	NA
2/11/2020	2 HR	1:55:00 PM	1:55:00 PM	2.00	NA - Too Wet	
2/11/2020	2.5 HR	2:25:00 PM	2:25:00 PM	2.50	NA - Too Wet	
2/11/2020	2.5 HR	2:25:00 PM	2:25:00 PM	2.50	NA - Too Wet	NA
2/11/2020	2.5 HR	2:25:00 PM	2:25:00 PM	2.50	NA - Too Wet	
2/11/2020	3 HR	2:55:00 PM	2:55:00 PM	3.00	NA - Too Wet	
2/11/2020	3 HR	2:55:00 PM	2:55:00 PM	3.00	NA - Too Wet	NA
2/11/2020	3 HR	2:55:00 PM	2:55:00 PM	3.00	NA - Too Wet	
2/11/2020	3.5 HR	3:25:00 PM	3:25:00 PM	3.50	NA - Too Wet	
2/11/2020	3.5 HR	3:25:00 PM	3:25:00 PM	3.50	NA - Too Wet	NA
2/11/2020	3.5 HR	3:25:00 PM	3:25:00 PM	3.50	NA - Too Wet	
2/11/2020	4 HR	3:55:00 PM	3:55:00 PM	4.00	NA - Too Wet	
2/11/2020	4 HR	3:55:00 PM	3:53:00 PM	3.97	55	50
2/11/2020	4 HR	3:55:00 PM	3:57:00 PM	4.03	44	
2/11/2020	6 HR	5:55:00 PM	5:55:00 PM	6.00	NA - Too Wet	
2/11/2020	6 HR	5:55:00 PM	6:10:00 PM	6.25	1775	1598
2/11/2020	6 HR	5:55:00 PM	6:12:00 PM	6.28	1420	
2/12/2020	24 HR	11:55:00 AM	12:00:00 PM	24.08	4169	
2/12/2020	24 HR	11:55:00 AM	12:04:00 PM	24.15	3039	3390
2/12/2020	24 HR	11:55:00 AM	12:06:00 PM	24.18	2961	
2/14/2020	3 DAY	11:55:00 AM	11:57:00 AM	72.03	5717	
2/14/2020	3 DAY	11:55:00 AM	12:02:00 PM	72.12	4249	4915
2/14/2020	3 DAY	11:55:00 AM	12:07:00 PM	72.20	4779	
3/10/2020	28 DAY	11:55:00 AM	11:53:00 AM	671.97	5549	
3/10/2020	28 DAY	11:55:00 AM	11:58:00 AM	672.05	6208	6145
3/10/2020	28 DAY	11:55:00 AM	12:03:00 PM	672.13	6678	

Concrete Test

Sample Identification: Y4A
Machine ID: 6a127

Test Type: ASTM C39
2/11/2020

TYPE	PEAK VALUES	UNITS
LOAD	0	LBF
Diameter	4.00	IN
Length	8.00	IN
Cross-Sectional Area	12.57	IN ²
Sample Age	0.0	day(s)
Corrected Stress	0.00	PSI
Average Pace Rate	0.00	PSI/SEC
Fracture Type	Type 1	
Correction Factor	1.000	
Temperature @ START	70.5	°F
Temperature @ FINISH	70.5	°F



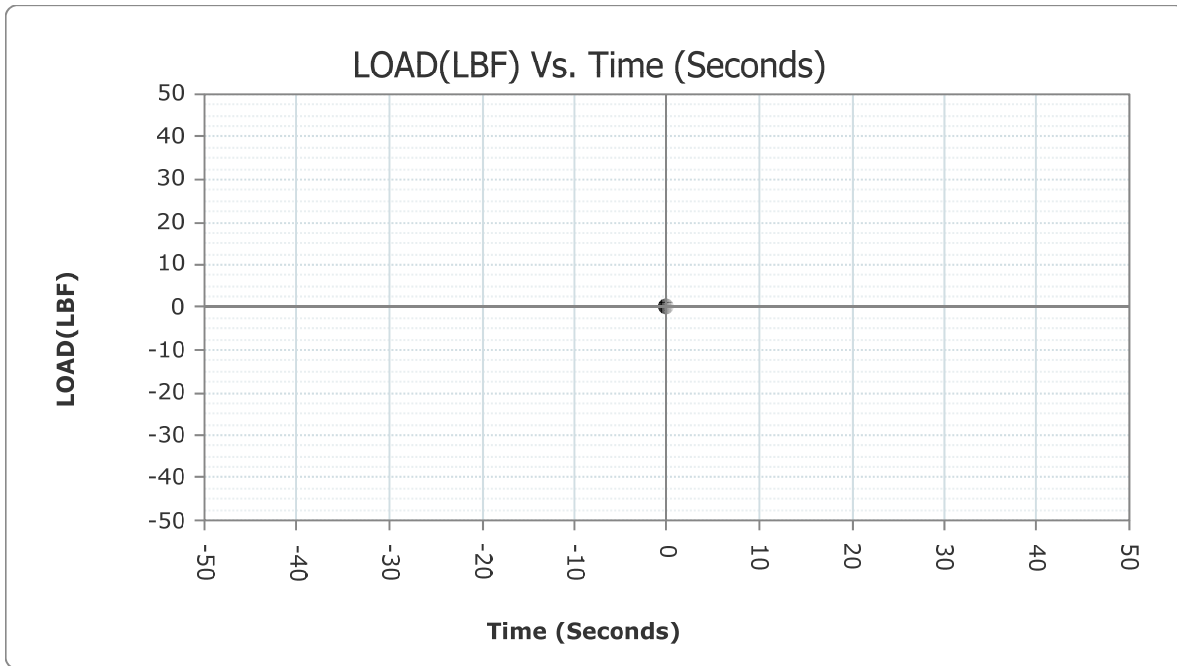
READ #	TIME	LOAD	STRESS (PSI)
1	000:00:00	-7	-0.56

Concrete Test

Sample Identification: Y4B
 Machine ID: 6a127

Test Type: ASTM C39
 2/11/2020

TYPE	PEAK VALUES	UNITS
LOAD	0	LBF
Diameter	4.00	IN
Length	8.00	IN
Cross-Sectional Area	12.57	IN ²
Sample Age	0.0	day(s)
Corrected Stress	0.00	PSI
Average Pace Rate	0.00	PSI/SEC
Fracture Type	Type 1	
Correction Factor	1.000	
Temperature @ START	70.1	°F
Temperature @ FINISH	70.1	°F



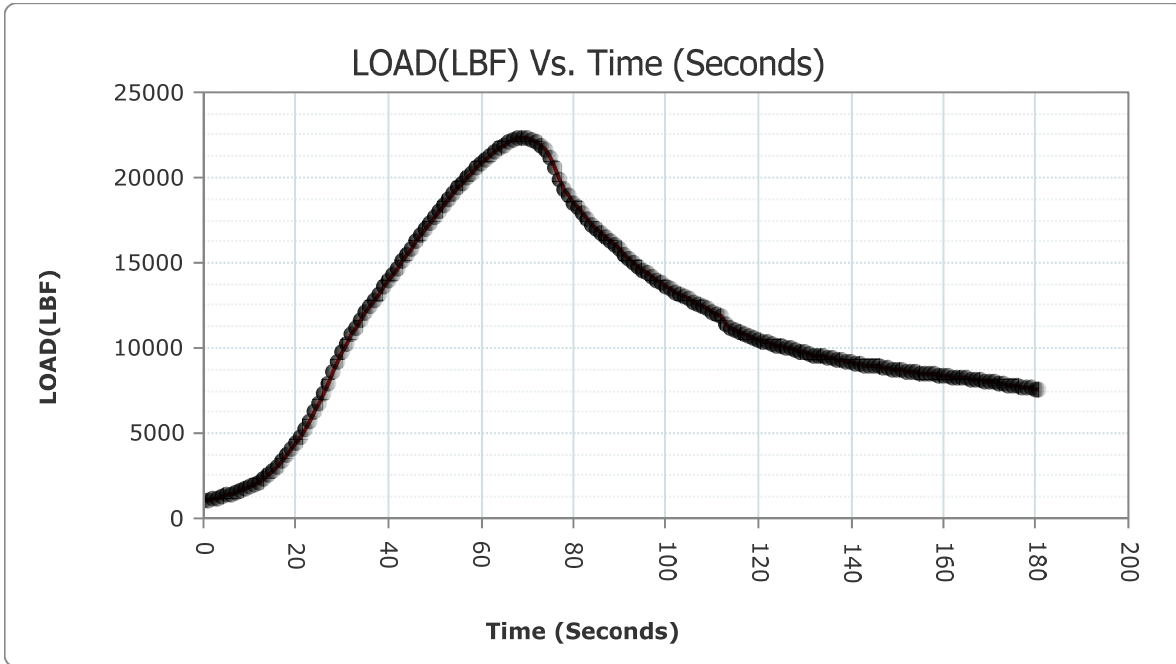
READ #	TIME	LOAD	STRESS (PSI)
1	000:00:00	0	0.00

Concrete Test

Sample Identification: Y6_1
 Machine ID: 6a127

Test Type: ASTM C39
 2/11/2020

TYPE	PEAK VALUES	UNITS
LOAD	22301	LBF
Diameter	4.00	IN
Length	8.00	IN
Cross-Sectional Area	12.57	IN ²
Sample Age	0.0	day(s)
Corrected Stress	1774.64	PSI
Average Pace Rate	25.43	PSI/SEC
Fracture Type	Type 2	
Correction Factor	1.000	
Temperature @ START	70.9	°F
Temperature @ FINISH	70.5	°F



READ #	TIME	LOAD	STRESS (PSI)
1	000:00:00	1002	79.74
2	000:00:01	1061	84.43

HM Data Download - Concrete Test Results

READ #	TIME	LOAD	STRESS (PSI)
3	000:00:02	1131	90.00
4	000:00:03	1206	95.97
5	000:00:04	1279	101.78
6	000:00:05	1363	108.46
7	000:00:06	1451	115.47
8	000:00:07	1544	122.87
9	000:00:08	1635	130.11
10	000:00:09	1744	138.78
11	000:00:10	1856	147.70
12	000:00:11	1982	157.72
13	000:00:12	2133	169.74
14	000:00:13	2352	187.17
15	000:00:14	2567	204.28
16	000:00:15	2813	223.85
17	000:00:16	3064	243.83
18	000:00:17	3361	267.46
19	000:00:18	3689	293.56
20	000:00:19	4048	322.13
21	000:00:20	4437	353.09
22	000:00:21	4812	382.93
23	000:00:22	5265	418.98
24	000:00:23	5748	457.41
25	000:00:24	6270	498.95
26	000:00:25	6768	538.58
27	000:00:26	7347	584.66
28	000:00:27	7958	633.28
29	000:00:28	8594	683.89
30	000:00:29	9182	730.68
31	000:00:30	9737	774.85
32	000:00:31	10250	815.67
33	000:00:32	10764	856.57
34	000:00:33	11202	891.43
35	000:00:34	11649	927.00
36	000:00:35	12046	958.59
37	000:00:36	12431	989.23
38	000:00:37	12781	1,017.08
39	000:00:38	13166	1,047.72
40	000:00:39	13562	1,079.23

HM Data Download - Concrete Test Results

READ #	TIME	LOAD	STRESS (PSI)
41	000:00:40	13960	1,110.90
42	000:00:41	14317	1,139.31
43	000:00:42	14709	1,170.51
44	000:00:43	15101	1,201.70
45	000:00:44	15493	1,232.89
46	000:00:45	15843	1,260.75
47	000:00:46	16226	1,291.22
48	000:00:47	16606	1,321.46
49	000:00:48	16979	1,351.15
50	000:00:49	17313	1,377.72
51	000:00:50	17675	1,406.53
52	000:00:51	18038	1,435.42
53	000:00:52	18388	1,463.27
54	000:00:53	18697	1,487.86
55	000:00:54	19033	1,514.60
56	000:00:55	19364	1,540.94
57	000:00:56	19685	1,566.48
58	000:00:57	19959	1,588.29
59	000:00:58	20258	1,612.08
60	000:00:59	20545	1,634.92
61	000:01:00	20818	1,656.64
62	000:01:01	21051	1,675.19
63	000:01:02	21298	1,694.84
64	000:01:03	21525	1,712.91
65	000:01:04	21739	1,729.93
66	000:01:05	21907	1,743.30
67	000:01:06	22066	1,755.96
68	000:01:07	22190	1,765.82
69	000:01:08	22269	1,772.11
70	000:01:09	22301	1,774.66
71	000:01:10	22278	1,772.83
72	000:01:11	22191	1,765.90
73	000:01:12	22043	1,754.13
74	000:01:13	21861	1,739.64
75	000:01:14	21583	1,717.52
76	000:01:15	21150	1,683.06
77	000:01:16	20530	1,633.73
78	000:01:17	19901	1,583.67

HM Data Download - Concrete Test Results

READ #	TIME	LOAD	STRESS (PSI)
79	000:01:18	19357	1,540.38
80	000:01:19	18928	1,506.24
81	000:01:20	18540	1,475.37
82	000:01:21	18201	1,448.39
83	000:01:22	17871	1,422.13
84	000:01:23	17570	1,398.18
85	000:01:24	17259	1,373.43
86	000:01:25	16988	1,351.86
87	000:01:26	16717	1,330.30
88	000:01:27	16482	1,311.60
89	000:01:28	16248	1,292.97
90	000:01:29	16030	1,275.63
91	000:01:30	15765	1,254.54
92	000:01:31	15475	1,231.46
93	000:01:32	15238	1,212.60
94	000:01:33	15048	1,197.48
95	000:01:34	14819	1,179.26
96	000:01:35	14589	1,160.96
97	000:01:36	14368	1,143.37
98	000:01:37	14180	1,128.41
99	000:01:38	13984	1,112.81
100	000:01:39	13786	1,097.06
101	000:01:40	13613	1,083.29
102	000:01:41	13463	1,071.35
103	000:01:42	13293	1,057.82
104	000:01:43	13136	1,045.33
105	000:01:44	12992	1,033.87
106	000:01:45	12865	1,023.76
107	000:01:46	12722	1,012.38
108	000:01:47	12575	1,000.69
109	000:01:48	12426	988.83
110	000:01:49	12281	977.29
111	000:01:50	12107	963.44
112	000:01:51	11972	952.70
113	000:01:52	11836	941.88
114	000:01:53	11363	904.24
115	000:01:54	11117	884.66
116	000:01:55	11025	877.34

HM Data Download - Concrete Test Results

READ #	TIME	LOAD	STRESS (PSI)
117	000:01:56	10923	869.22
118	000:01:57	10776	857.53
119	000:01:58	10645	847.10
120	000:01:59	10553	839.78
121	000:02:00	10473	833.41
122	000:02:01	10394	827.13
123	000:02:02	10324	821.56
124	000:02:03	10222	813.44
125	000:02:04	10136	806.60
126	000:02:05	10080	802.14
127	000:02:06	10021	797.45
128	000:02:07	9956	792.27
129	000:02:08	9887	786.78
130	000:02:09	9819	781.37
131	000:02:10	9739	775.01
132	000:02:11	9663	768.96
133	000:02:12	9593	763.39
134	000:02:13	9541	759.25
135	000:02:14	9491	755.27
136	000:02:15	9437	750.97
137	000:02:16	9377	746.20
138	000:02:17	9325	742.06
139	000:02:18	9257	736.65
140	000:02:19	9199	732.03
141	000:02:20	9152	728.29
142	000:02:21	9113	725.19
143	000:02:22	9061	721.05
144	000:02:23	9008	716.83
145	000:02:24	8967	713.57
146	000:02:25	8935	711.02
147	000:02:26	8896	707.92
148	000:02:27	8857	704.82
149	000:02:28	8808	700.92
150	000:02:29	8756	696.78
151	000:02:30	8711	693.20
152	000:02:31	8683	690.97
153	000:02:32	8648	688.19
154	000:02:33	8596	684.05

HM Data Download - Concrete Test Results

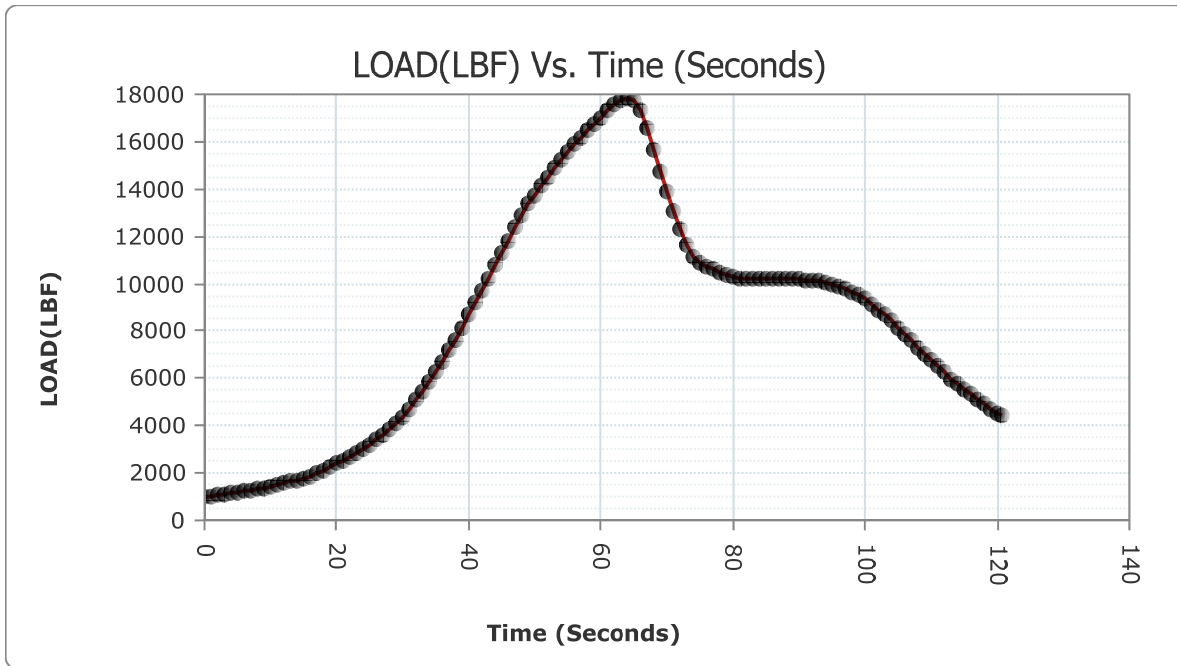
READ #	TIME	LOAD	STRESS (PSI)
155	000:02:34	8553	680.63
156	000:02:35	8533	679.03
157	000:02:36	8512	677.36
158	000:02:37	8486	675.29
159	000:02:38	8459	673.15
160	000:02:39	8420	670.04
161	000:02:40	8379	666.78
162	000:02:41	8339	663.60
163	000:02:42	8305	660.89
164	000:02:43	8270	658.11
165	000:02:44	8234	655.24
166	000:02:45	8201	652.61
167	000:02:46	8171	650.23
168	000:02:47	8136	647.44
169	000:02:48	8102	644.74
170	000:02:49	8057	641.16
171	000:02:50	8014	637.73
172	000:02:51	7974	634.55
173	000:02:52	7932	631.21
174	000:02:53	7887	627.63
175	000:02:54	7848	624.52
176	000:02:55	7812	621.66
177	000:02:56	7774	618.64
178	000:02:57	7731	615.21
179	000:02:58	7691	612.03
180	000:02:59	7639	607.89
181	000:03:00	7591	604.07
182	000:03:00	7562	601.76

Concrete Test

Sample Identification: Y6_2
 Machine ID: 6a127

Test Type: ASTM C39
 2/11/2020

TYPE	PEAK VALUES	UNITS
LOAD	17842	LBF
Diameter	4.00	IN
Length	8.00	IN
Cross-Sectional Area	12.57	IN ²
Sample Age	0.0	day(s)
Corrected Stress	1419.80	PSI
Average Pace Rate	2.80	PSI/SEC
Fracture Type	Type 2	
Correction Factor	1.000	
Temperature @ START	71.1	°F
Temperature @ FINISH	71.6	°F



READ #	TIME	LOAD	STRESS (PSI)
1	000:00:00	1001	79.66
2	000:00:01	1031	82.04

HM Data Download - Concrete Test Results

READ #	TIME	LOAD	STRESS (PSI)
3	000:00:02	1066	84.83
4	000:00:03	1104	87.85
5	000:00:04	1142	90.88
6	000:00:05	1179	93.82
7	000:00:06	1223	97.32
8	000:00:07	1271	101.14
9	000:00:08	1323	105.28
10	000:00:09	1375	109.42
11	000:00:10	1437	114.35
12	000:00:11	1501	119.45
13	000:00:12	1571	125.02
14	000:00:13	1637	130.27
15	000:00:14	1715	136.48
16	000:00:15	1797	143.00
17	000:00:16	1883	149.84
18	000:00:17	1996	158.84
19	000:00:18	2112	168.07
20	000:00:19	2247	178.81
21	000:00:20	2390	190.19
22	000:00:21	2528	201.17
23	000:00:22	2672	212.63
24	000:00:23	2839	225.92
25	000:00:24	3021	240.40
26	000:00:25	3214	255.76
27	000:00:26	3396	270.25
28	000:00:27	3620	288.07
29	000:00:28	3855	306.77
30	000:00:29	4111	327.14
31	000:00:30	4385	348.95
32	000:00:31	4729	376.32
33	000:00:32	5095	405.45
34	000:00:33	5480	436.08
35	000:00:34	5848	465.37
36	000:00:35	6277	499.51
37	000:00:36	6729	535.48
38	000:00:37	7201	573.04
39	000:00:38	7643	608.21
40	000:00:39	8149	648.48

HM Data Download - Concrete Test Results

READ #	TIME	LOAD	STRESS (PSI)
41	000:00:40	8667	689.70
42	000:00:41	9198	731.95
43	000:00:42	9682	770.47
44	000:00:43	10227	813.84
45	000:00:44	10780	857.85
46	000:00:45	11331	901.69
47	000:00:46	11823	940.84
48	000:00:47	12368	984.21
49	000:00:48	12904	1,026.87
50	000:00:49	13404	1,066.66
51	000:00:50	13771	1,095.86
52	000:00:51	14139	1,125.15
53	000:00:52	14520	1,155.46
54	000:00:53	14886	1,184.59
55	000:00:54	15208	1,210.21
56	000:00:55	15553	1,237.67
57	000:00:56	15881	1,263.77
58	000:00:57	16193	1,288.60
59	000:00:58	16462	1,310.00
60	000:00:59	16742	1,332.29
61	000:01:00	17012	1,353.77
62	000:01:01	17307	1,377.25
63	000:01:02	17544	1,396.11
64	000:01:03	17738	1,411.55
65	000:01:04	17841	1,419.74
66	000:01:05	17737	1,411.47
67	000:01:06	17335	1,379.48
68	000:01:07	16562	1,317.96
69	000:01:08	15667	1,246.74
70	000:01:09	14759	1,174.48
71	000:01:10	13876	1,104.22
72	000:01:11	13042	1,037.85
73	000:01:12	12286	977.69
74	000:01:13	11635	925.88
75	000:01:14	11124	885.22
76	000:01:15	10886	866.28
77	000:01:16	10705	851.88
78	000:01:17	10595	843.12

HM Data Download - Concrete Test Results

READ #	TIME	LOAD	STRESS (PSI)
79	000:01:18	10481	834.05
80	000:01:19	10371	825.30
81	000:01:20	10292	819.01
82	000:01:21	10244	815.19
83	000:01:22	10221	813.36
84	000:01:23	10215	812.88
85	000:01:24	10217	813.04
86	000:01:25	10239	814.79
87	000:01:26	10232	814.24
88	000:01:27	10231	814.16
89	000:01:28	10222	813.44
90	000:01:29	10202	811.85
91	000:01:30	10176	809.78
92	000:01:31	10138	806.76
93	000:01:32	10134	806.44
94	000:01:33	10091	803.02
95	000:01:34	10037	798.72
96	000:01:35	9985	794.58
97	000:01:36	9920	789.41
98	000:01:37	9816	781.13
99	000:01:38	9663	768.96
100	000:01:39	9515	757.18
101	000:01:40	9346	743.73
102	000:01:41	9136	727.02
103	000:01:42	8915	709.43
104	000:01:43	8705	692.72
105	000:01:44	8419	669.96
106	000:01:45	8156	649.03
107	000:01:46	7864	625.80
108	000:01:47	7605	605.19
109	000:01:48	7309	581.63
110	000:01:49	7031	559.51
111	000:01:50	6799	541.05
112	000:01:51	6557	521.79
113	000:01:52	6296	501.02
114	000:01:53	5967	474.84
115	000:01:54	5768	459.00
116	000:01:55	5536	440.54

HM Data Download - Concrete Test Results

READ #	TIME	LOAD	STRESS (PSI)
117	000:01:56	5327	423.91
118	000:01:57	5114	406.96
119	000:01:58	4925	391.92
120	000:01:59	4722	375.76
121	000:02:00	4557	362.63
122	000:02:00	4432	352.69

Concrete Test

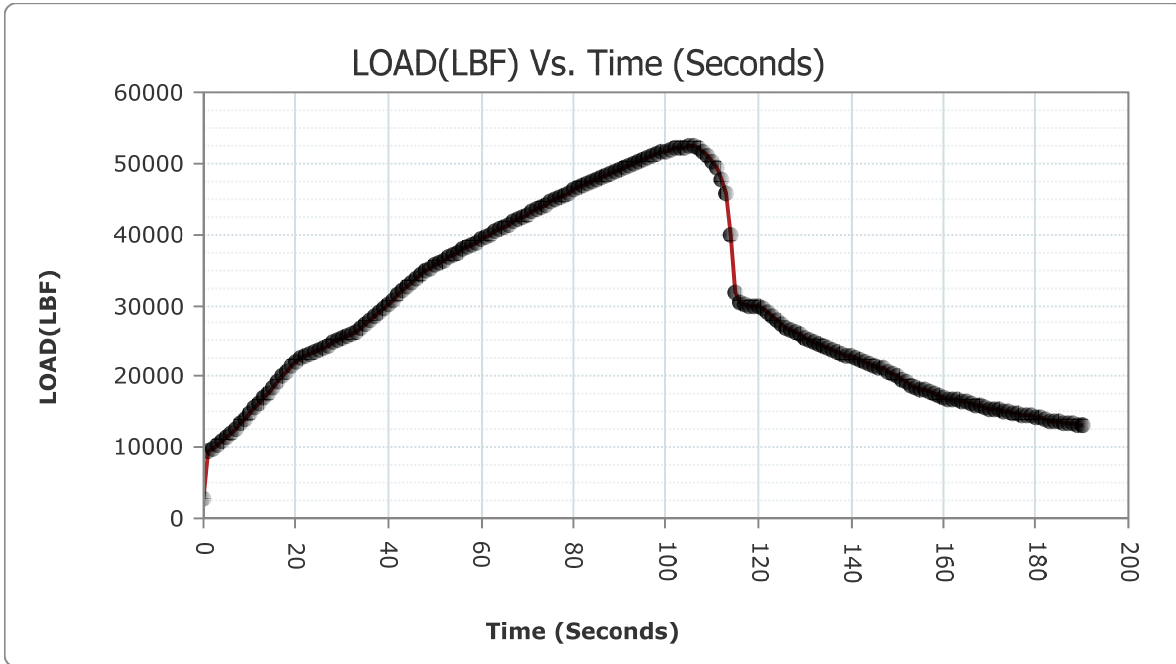
Sample Identification: Y24_1

Machine ID: 6a127

Test Type: ASTM C39

2/12/2020

TYPE	PEAK VALUES	UNITS
LOAD	52391	LBF
Diameter	4.00	IN
Length	8.00	IN
Cross-Sectional Area	12.57	IN ²
Sample Age	0.0	day(s)
Corrected Stress	4169.12	PSI
Average Pace Rate	29.06	PSI/SEC
Fracture Type	Type 1	
Correction Factor	1.000	
Temperature @ START	76.1	°F
Temperature @ FINISH	76.2	°F



READ #	TIME	LOAD	STRESS (PSI)
1	000:00:00	2707	215.42
2	000:00:01	9496	755.67

HM Data Download - Concrete Test Results

READ #	TIME	LOAD	STRESS (PSI)
3	000:00:02	9730	774.29
4	000:00:03	10286	818.53
5	000:00:04	10877	865.56
6	000:00:05	11474	913.07
7	000:00:06	12102	963.05
8	000:00:07	12697	1,010.40
9	000:00:08	13374	1,064.27
10	000:00:09	14066	1,119.34
11	000:00:10	14774	1,175.68
12	000:00:11	15493	1,232.89
13	000:00:12	16153	1,285.41
14	000:00:13	16897	1,344.62
15	000:00:14	17650	1,404.54
16	000:00:15	18416	1,465.50
17	000:00:16	19189	1,527.01
18	000:00:17	19967	1,588.92
19	000:00:18	20759	1,651.95
20	000:00:19	21447	1,706.70
21	000:00:20	22013	1,751.74
22	000:00:21	22468	1,787.95
23	000:00:22	22834	1,817.07
24	000:00:23	23139	1,841.34
25	000:00:24	23450	1,866.09
26	000:00:25	23737	1,888.93
27	000:00:26	24064	1,914.95
28	000:00:27	24392	1,941.05
29	000:00:28	24722	1,967.31
30	000:00:29	25053	1,993.65
31	000:00:30	25387	2,020.23
32	000:00:31	25719	2,046.65
33	000:00:32	26019	2,070.53
34	000:00:33	26357	2,097.42
35	000:00:34	26784	2,131.40
36	000:00:35	27319	2,173.98
37	000:00:36	27900	2,220.21
38	000:00:37	28497	2,267.72
39	000:00:38	29037	2,310.69
40	000:00:39	29635	2,358.28

HM Data Download - Concrete Test Results

READ #	TIME	LOAD	STRESS (PSI)
41	000:00:40	30230	2,405.63
42	000:00:41	30825	2,452.98
43	000:00:42	31423	2,500.56
44	000:00:43	31961	2,543.38
45	000:00:44	32557	2,590.80
46	000:00:45	33152	2,638.15
47	000:00:46	33745	2,685.34
48	000:00:47	34329	2,731.81
49	000:00:48	34765	2,766.51
50	000:00:49	35187	2,800.09
51	000:00:50	35599	2,832.88
52	000:00:51	36004	2,865.11
53	000:00:52	36362	2,893.60
54	000:00:53	36737	2,923.44
55	000:00:54	37102	2,952.48
56	000:00:55	37475	2,982.17
57	000:00:56	37847	3,011.77
58	000:00:57	38217	3,041.21
59	000:00:58	38550	3,067.71
60	000:00:59	38920	3,097.16
61	000:01:00	39289	3,126.52
62	000:01:01	39653	3,155.49
63	000:01:02	40021	3,184.77
64	000:01:03	40385	3,213.74
65	000:01:04	40745	3,242.38
66	000:01:05	41074	3,268.57
67	000:01:06	41432	3,297.05
68	000:01:07	41792	3,325.70
69	000:01:08	42156	3,354.67
70	000:01:09	42512	3,383.00
71	000:01:10	42829	3,408.22
72	000:01:11	43180	3,436.16
73	000:01:12	43531	3,464.09
74	000:01:13	43880	3,491.86
75	000:01:14	44225	3,519.31
76	000:01:15	44569	3,546.69
77	000:01:16	44874	3,570.96
78	000:01:17	45214	3,598.02

HM Data Download - Concrete Test Results

READ #	TIME	LOAD	STRESS (PSI)
79	000:01:18	45550	3,624.75
80	000:01:19	45886	3,651.49
81	000:01:20	46216	3,677.75
82	000:01:21	46538	3,703.38
83	000:01:22	46859	3,728.92
84	000:01:23	47148	3,751.92
85	000:01:24	47465	3,777.14
86	000:01:25	47773	3,801.65
87	000:01:26	48084	3,826.40
88	000:01:27	48386	3,850.44
89	000:01:28	48687	3,874.39
90	000:01:29	48955	3,895.72
91	000:01:30	49245	3,918.79
92	000:01:31	49531	3,941.55
93	000:01:32	49811	3,963.83
94	000:01:33	50084	3,985.56
95	000:01:34	50348	4,006.57
96	000:01:35	50580	4,025.03
97	000:01:36	50829	4,044.84
98	000:01:37	51069	4,063.94
99	000:01:38	51298	4,082.17
100	000:01:39	51516	4,099.51
101	000:01:40	51717	4,115.51
102	000:01:41	51907	4,130.63
103	000:01:42	52059	4,142.72
104	000:01:43	52208	4,154.58
105	000:01:44	52315	4,163.10
106	000:01:45	52384	4,168.59
107	000:01:46	52376	4,167.95
108	000:01:47	52194	4,153.47
109	000:01:48	51720	4,115.75
110	000:01:49	50957	4,055.03
111	000:01:50	50201	3,994.87
112	000:01:51	49276	3,921.26
113	000:01:52	47773	3,801.65
114	000:01:53	45669	3,634.22
115	000:01:54	39881	3,173.63
116	000:01:55	31858	2,535.18

HM Data Download - Concrete Test Results

READ #	TIME	LOAD	STRESS (PSI)
117	000:01:56	30405	2,419.55
118	000:01:57	30107	2,395.84
119	000:01:58	29993	2,386.77
120	000:01:59	29895	2,378.97
121	000:02:00	29751	2,367.51
122	000:02:01	29507	2,348.09
123	000:02:02	29035	2,310.53
124	000:02:03	28419	2,261.51
125	000:02:04	27809	2,212.97
126	000:02:05	27325	2,174.45
127	000:02:06	26916	2,141.91
128	000:02:07	26546	2,112.46
129	000:02:08	26234	2,087.64
130	000:02:09	25872	2,058.83
131	000:02:10	25509	2,029.94
132	000:02:11	25169	2,002.89
133	000:02:12	24811	1,974.40
134	000:02:13	24502	1,949.81
135	000:02:14	24188	1,924.82
136	000:02:15	23910	1,902.70
137	000:02:16	23654	1,882.33
138	000:02:17	23418	1,863.55
139	000:02:18	23196	1,845.88
140	000:02:19	22996	1,829.96
141	000:02:20	22763	1,811.42
142	000:02:21	22493	1,789.94
143	000:02:22	22241	1,769.88
144	000:02:23	22007	1,751.26
145	000:02:24	21769	1,732.32
146	000:02:25	21536	1,713.78
147	000:02:26	21328	1,697.23
148	000:02:27	21090	1,678.29
149	000:02:28	20790	1,654.42
150	000:02:29	20377	1,621.55
151	000:02:30	19955	1,587.97
152	000:02:31	19542	1,555.10
153	000:02:32	19158	1,524.55
154	000:02:33	18781	1,494.54

HM Data Download - Concrete Test Results

READ #	TIME	LOAD	STRESS (PSI)
155	000:02:34	18479	1,470.51
156	000:02:35	18234	1,451.02
157	000:02:36	18037	1,435.34
158	000:02:37	17833	1,419.11
159	000:02:38	17582	1,399.13
160	000:02:39	17163	1,365.79
161	000:02:40	16944	1,348.36
162	000:02:41	16860	1,341.68
163	000:02:42	16795	1,336.50
164	000:02:43	16676	1,327.03
165	000:02:44	16518	1,314.46
166	000:02:45	16349	1,301.01
167	000:02:46	16187	1,288.12
168	000:02:47	16025	1,275.23
169	000:02:48	15878	1,263.53
170	000:02:49	15664	1,246.50
171	000:02:50	15485	1,232.26
172	000:02:51	15361	1,222.39
173	000:02:52	15255	1,213.95
174	000:02:53	15103	1,201.86
175	000:02:54	14954	1,190.00
176	000:02:55	14828	1,179.97
177	000:02:56	14731	1,172.26
178	000:02:57	14632	1,164.38
179	000:02:58	14512	1,154.83
180	000:02:59	14382	1,144.48
181	000:03:00	14256	1,134.46
182	000:03:01	14124	1,123.95
183	000:03:02	13927	1,108.28
184	000:03:03	13784	1,096.90
185	000:03:04	13695	1,089.81
186	000:03:05	13607	1,082.81
187	000:03:06	13522	1,076.05
188	000:03:07	13414	1,067.45
189	000:03:08	13304	1,058.70
190	000:03:09	13199	1,050.34
191	000:03:10	13113	1,043.50
192	000:03:10	13096	1,042.15

Concrete Test

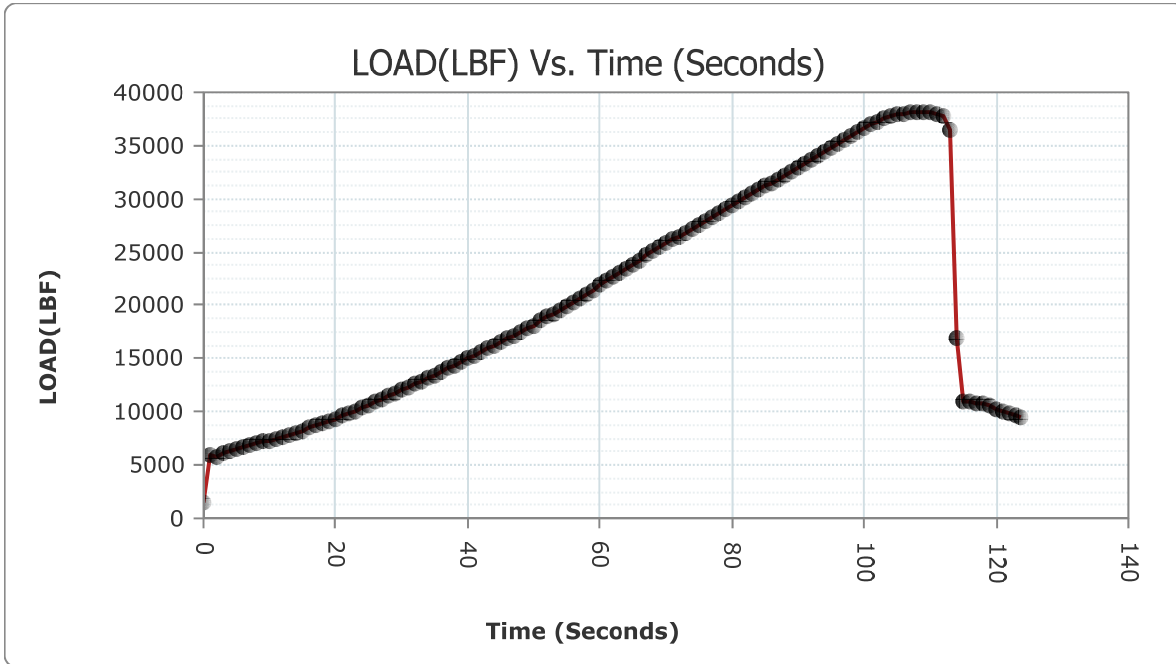
Sample Identification: Y24_2

Machine ID: 6a127

Test Type: ASTM C39

2/12/2020

TYPE	PEAK VALUES	UNITS
LOAD	38195	LBF
Diameter	4.00	IN
Length	8.00	IN
Cross-Sectional Area	12.57	IN ²
Sample Age	0.0	day(s)
Corrected Stress	3039.44	PSI
Average Pace Rate	27.36	PSI/SEC
Fracture Type	Type 4	
Correction Factor	1.000	
Temperature @ START	76.4	°F
Temperature @ FINISH	76.7	°F



READ #	TIME	LOAD	STRESS (PSI)
1	000:00:00	1418	112.84
2	000:00:01	5908	470.14

HM Data Download - Concrete Test Results

READ #	TIME	LOAD	STRESS (PSI)
3	000:00:02	5824	463.46
4	000:00:03	6088	484.47
5	000:00:04	6344	504.84
6	000:00:05	6564	522.35
7	000:00:06	6761	538.02
8	000:00:07	6904	549.40
9	000:00:08	7048	560.86
10	000:00:09	7175	570.97
11	000:00:10	7319	582.43
12	000:00:11	7464	593.97
13	000:00:12	7632	607.34
14	000:00:13	7834	623.41
15	000:00:14	8056	641.08
16	000:00:15	8276	658.58
17	000:00:16	8499	676.33
18	000:00:17	8699	692.24
19	000:00:18	8923	710.07
20	000:00:19	9151	728.21
21	000:00:20	9378	746.28
22	000:00:21	9589	763.07
23	000:00:22	9842	783.20
24	000:00:23	10115	804.93
25	000:00:24	10383	826.25
26	000:00:25	10626	845.59
27	000:00:26	10905	867.79
28	000:00:27	11186	890.15
29	000:00:28	11469	912.67
30	000:00:29	11755	935.43
31	000:00:30	12011	955.80
32	000:00:31	12309	979.52
33	000:00:32	12600	1,002.68
34	000:00:33	12898	1,026.39
35	000:00:34	13169	1,047.96
36	000:00:35	13473	1,072.15
37	000:00:36	13785	1,096.98
38	000:00:37	14098	1,121.88
39	000:00:38	14385	1,144.72
40	000:00:39	14703	1,170.03

HM Data Download - Concrete Test Results

READ #	TIME	LOAD	STRESS (PSI)
41	000:00:40	15024	1,195.57
42	000:00:41	15342	1,220.88
43	000:00:42	15627	1,243.56
44	000:00:43	15943	1,268.70
45	000:00:44	16247	1,292.90
46	000:00:45	16526	1,315.10
47	000:00:46	16848	1,340.72
48	000:00:47	17169	1,366.27
49	000:00:48	17497	1,392.37
50	000:00:49	17788	1,415.52
51	000:00:50	18131	1,442.82
52	000:00:51	18525	1,474.17
53	000:00:52	18913	1,505.05
54	000:00:53	19253	1,532.11
55	000:00:54	19617	1,561.07
56	000:00:55	19972	1,589.32
57	000:00:56	20346	1,619.08
58	000:00:57	20685	1,646.06
59	000:00:58	21069	1,676.62
60	000:00:59	21463	1,707.97
61	000:01:00	21864	1,739.88
62	000:01:01	22275	1,772.59
63	000:01:02	22649	1,802.35
64	000:01:03	23070	1,835.85
65	000:01:04	23490	1,869.27
66	000:01:05	23905	1,902.30
67	000:01:06	24260	1,930.55
68	000:01:07	24656	1,962.06
69	000:01:08	25062	1,994.37
70	000:01:09	25473	2,027.08
71	000:01:10	25835	2,055.88
72	000:01:11	26167	2,082.30
73	000:01:12	26482	2,107.37
74	000:01:13	26826	2,134.75
75	000:01:14	27141	2,159.81
76	000:01:15	27506	2,188.86
77	000:01:16	27893	2,219.65
78	000:01:17	28299	2,251.96

HM Data Download - Concrete Test Results

READ #	TIME	LOAD	STRESS (PSI)
79	000:01:18	28654	2,280.21
80	000:01:19	29037	2,310.69
81	000:01:20	29411	2,340.45
82	000:01:21	29770	2,369.02
83	000:01:22	30118	2,396.71
84	000:01:23	30505	2,427.51
85	000:01:24	30876	2,457.03
86	000:01:25	31223	2,484.65
87	000:01:26	31525	2,508.68
88	000:01:27	31858	2,535.18
89	000:01:28	32208	2,563.03
90	000:01:29	32559	2,590.96
91	000:01:30	32879	2,616.43
92	000:01:31	33254	2,646.27
93	000:01:32	33652	2,677.94
94	000:01:33	34041	2,708.90
95	000:01:34	34385	2,736.27
96	000:01:35	34774	2,767.23
97	000:01:36	35161	2,798.02
98	000:01:37	35544	2,828.50
99	000:01:38	35890	2,856.04
100	000:01:39	36258	2,885.32
101	000:01:40	36611	2,913.41
102	000:01:41	36946	2,940.07
103	000:01:42	37234	2,962.99
104	000:01:43	37525	2,986.14
105	000:01:44	37755	3,004.45
106	000:01:45	37911	3,016.86
107	000:01:46	38024	3,025.85
108	000:01:47	38120	3,033.49
109	000:01:48	38164	3,036.99
110	000:01:49	38193	3,039.30
111	000:01:50	38175	3,037.87
112	000:01:51	38041	3,027.21
113	000:01:52	37715	3,001.26
114	000:01:53	36418	2,898.05
115	000:01:54	16885	1,343.67
116	000:01:55	11034	878.06

HM Data Download - Concrete Test Results

READ #	TIME	LOAD	STRESS (PSI)
117	000:01:56	10948	871.21
118	000:01:57	10868	864.85
119	000:01:58	10733	854.10
120	000:01:59	10524	837.47
121	000:02:00	10284	818.37
122	000:02:01	10062	800.71
123	000:02:02	9869	785.35
124	000:02:03	9671	769.59
125	000:02:03	9539	759.09

Concrete Test

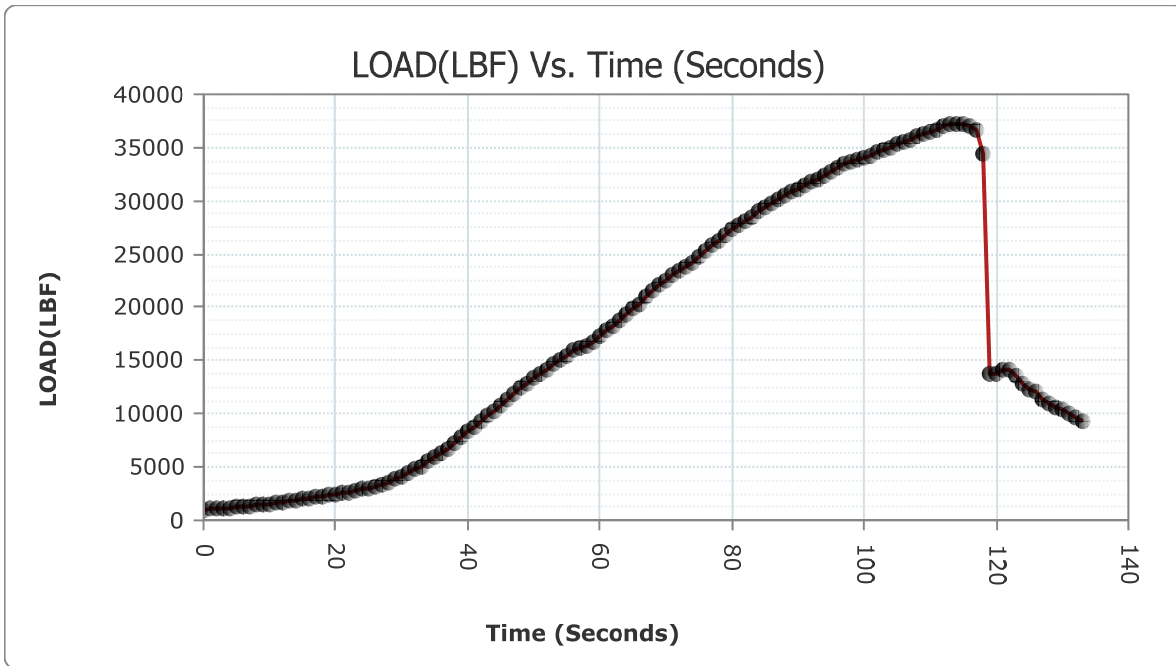
Sample Identification: Y24_3

Machine ID: 6a127

Test Type: ASTM C39

2/12/2020

TYPE	PEAK VALUES	UNITS
LOAD	37212	LBF
Diameter	4.00	IN
Length	8.00	IN
Cross-Sectional Area	12.57	IN ²
Sample Age	0.0	day(s)
Corrected Stress	2961.22	PSI
Average Pace Rate	-5.67	PSI/SEC
Fracture Type	Type 4	
Correction Factor	1.000	
Temperature @ START	76.9	°F
Temperature @ FINISH	76.9	°F



READ #	TIME	LOAD	STRESS (PSI)
1	000:00:00	1004	79.90
2	000:00:01	1050	83.56

HM Data Download - Concrete Test Results

READ #	TIME	LOAD	STRESS (PSI)
3	000:00:02	1101	87.61
4	000:00:03	1155	91.91
5	000:00:04	1208	96.13
6	000:00:05	1261	100.35
7	000:00:06	1320	105.04
8	000:00:07	1383	110.06
9	000:00:08	1444	114.91
10	000:00:09	1505	119.76
11	000:00:10	1574	125.25
12	000:00:11	1650	131.30
13	000:00:12	1725	137.27
14	000:00:13	1797	143.00
15	000:00:14	1882	149.76
16	000:00:15	1968	156.61
17	000:00:16	2061	164.01
18	000:00:17	2149	171.01
19	000:00:18	2251	179.13
20	000:00:19	2356	187.48
21	000:00:20	2467	196.32
22	000:00:21	2581	205.39
23	000:00:22	2672	212.63
24	000:00:23	2789	221.94
25	000:00:24	2914	231.89
26	000:00:25	3030	241.12
27	000:00:26	3178	252.90
28	000:00:27	3368	268.02
29	000:00:28	3589	285.60
30	000:00:29	3818	303.83
31	000:00:30	4111	327.14
32	000:00:31	4426	352.21
33	000:00:32	4765	379.19
34	000:00:33	5094	405.37
35	000:00:34	5490	436.88
36	000:00:35	5913	470.54
37	000:00:36	6363	506.35
38	000:00:37	6787	540.09
39	000:00:38	7276	579.01
40	000:00:39	7778	618.95

HM Data Download - Concrete Test Results

READ #	TIME	LOAD	STRESS (PSI)
41	000:00:40	8298	660.33
42	000:00:41	8758	696.94
43	000:00:42	9272	737.84
44	000:00:43	9799	779.78
45	000:00:44	10323	821.48
46	000:00:45	10852	863.57
47	000:00:46	11329	901.53
48	000:00:47	11856	943.47
49	000:00:48	12382	985.33
50	000:00:49	12883	1,025.20
51	000:00:50	13325	1,060.37
52	000:00:51	13777	1,096.34
53	000:00:52	14214	1,131.11
54	000:00:53	14660	1,166.61
55	000:00:54	15064	1,198.76
56	000:00:55	15508	1,234.09
57	000:00:56	15948	1,269.10
58	000:00:57	16218	1,290.59
59	000:00:58	16355	1,301.49
60	000:00:59	16796	1,336.58
61	000:01:00	17289	1,375.81
62	000:01:01	17798	1,416.32
63	000:01:02	18248	1,452.13
64	000:01:03	18772	1,493.83
65	000:01:04	19309	1,536.56
66	000:01:05	19860	1,580.41
67	000:01:06	20371	1,621.07
68	000:01:07	20942	1,666.51
69	000:01:08	21521	1,712.59
70	000:01:09	22097	1,758.42
71	000:01:10	22578	1,796.70
72	000:01:11	22984	1,829.01
73	000:01:12	23375	1,860.12
74	000:01:13	23834	1,896.65
75	000:01:14	24248	1,929.59
76	000:01:15	24736	1,968.43
77	000:01:16	25261	2,010.21
78	000:01:17	25793	2,052.54

HM Data Download - Concrete Test Results

READ #	TIME	LOAD	STRESS (PSI)
79	000:01:18	26263	2,089.94
80	000:01:19	26767	2,130.05
81	000:01:20	27271	2,170.16
82	000:01:21	27733	2,206.92
83	000:01:22	28111	2,237.00
84	000:01:23	28530	2,270.35
85	000:01:24	28966	2,305.04
86	000:01:25	29394	2,339.10
87	000:01:26	29755	2,367.83
88	000:01:27	30141	2,398.54
89	000:01:28	30491	2,426.40
90	000:01:29	30823	2,452.82
91	000:01:30	31114	2,475.97
92	000:01:31	31427	2,500.88
93	000:01:32	31749	2,526.51
94	000:01:33	32090	2,553.64
95	000:01:34	32427	2,580.46
96	000:01:35	32813	2,611.18
97	000:01:36	33162	2,638.95
98	000:01:37	33469	2,663.38
99	000:01:38	33726	2,683.83
100	000:01:39	33934	2,700.38
101	000:01:40	34122	2,715.34
102	000:01:41	34298	2,729.35
103	000:01:42	34524	2,747.33
104	000:01:43	34798	2,769.14
105	000:01:44	35050	2,789.19
106	000:01:45	35269	2,806.62
107	000:01:46	35515	2,826.19
108	000:01:47	35789	2,848.00
109	000:01:48	36045	2,868.37
110	000:01:49	36297	2,888.42
111	000:01:50	36506	2,905.06
112	000:01:51	36722	2,922.24
113	000:01:52	36945	2,939.99
114	000:01:53	37119	2,953.84
115	000:01:54	37207	2,960.84
116	000:01:55	37164	2,957.42

HM Data Download - Concrete Test Results

READ #	TIME	LOAD	STRESS (PSI)
117	000:01:56	36979	2,942.70
118	000:01:57	36680	2,918.90
119	000:01:58	34443	2,740.89
120	000:01:59	13686	1,089.10
121	000:02:00	13792	1,097.53
122	000:02:01	14047	1,117.82
123	000:02:02	14063	1,119.10
124	000:02:03	13642	1,085.60
125	000:02:04	12755	1,015.01
126	000:02:05	12358	983.42
127	000:02:06	12050	958.91
128	000:02:07	11317	900.58
129	000:02:08	10932	869.94
130	000:02:09	10643	846.94
131	000:02:10	10352	823.79
132	000:02:11	10022	797.53
133	000:02:12	9675	769.91
134	000:02:13	9230	734.50

Concrete Test

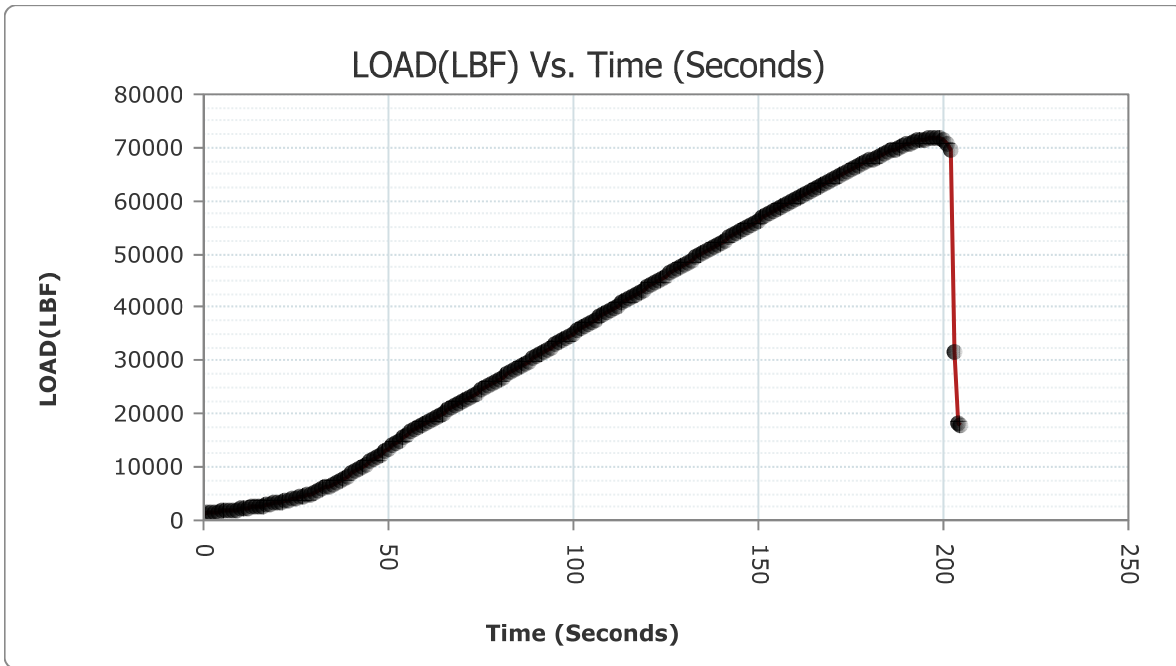
Sample Identification: Y3S_1

Machine ID: 6a127

Test Type: ASTM C39

2/14/2020

TYPE	PEAK VALUES	UNITS
LOAD	71851	LBF
Diameter	4.00	IN
Length	8.00	IN
Cross-Sectional Area	12.57	IN ²
Sample Age	0.0	day(s)
Corrected Stress	5717.68	PSI
Average Pace Rate	30.06	PSI/SEC
Fracture Type	Type 1	
Correction Factor	1.000	
Temperature @ START	79.4	°F
Temperature @ FINISH	79.3	°F



READ #	TIME	LOAD	STRESS (PSI)
1	000:00:00	1176	93.58
2	000:00:01	1468	116.82

HM Data Download - Concrete Test Results

READ #	TIME	LOAD	STRESS (PSI)
3	000:00:02	1506	119.84
4	000:00:03	1572	125.10
5	000:00:04	1638	130.35
6	000:00:05	1713	136.32
7	000:00:06	1791	142.52
8	000:00:07	1875	149.21
9	000:00:08	1953	155.41
10	000:00:09	2045	162.74
11	000:00:10	2142	170.45
12	000:00:11	2242	178.41
13	000:00:12	2347	186.77
14	000:00:13	2459	195.68
15	000:00:14	2564	204.04
16	000:00:15	2683	213.51
17	000:00:16	2786	221.70
18	000:00:17	2915	231.97
19	000:00:18	3051	242.79
20	000:00:19	3192	254.01
21	000:00:20	3327	264.75
22	000:00:21	3479	276.85
23	000:00:22	3640	289.66
24	000:00:23	3810	303.19
25	000:00:24	3983	316.96
26	000:00:25	4163	331.28
27	000:00:26	4353	346.40
28	000:00:27	4533	360.72
29	000:00:28	4734	376.72
30	000:00:29	4962	394.86
31	000:00:30	5259	418.50
32	000:00:31	5564	442.77
33	000:00:32	5843	464.97
34	000:00:33	6166	490.67
35	000:00:34	6504	517.57
36	000:00:35	6858	545.74
37	000:00:36	7225	574.95
38	000:00:37	7604	605.11
39	000:00:38	7958	633.28
40	000:00:39	8363	665.51

HM Data Download - Concrete Test Results

READ #	TIME	LOAD	STRESS (PSI)
41	000:00:40	8782	698.85
42	000:00:41	9212	733.07
43	000:00:42	9611	764.82
44	000:00:43	10063	800.79
45	000:00:44	10527	837.71
46	000:00:45	11007	875.91
47	000:00:46	11443	910.60
48	000:00:47	11938	950.00
49	000:00:48	12438	989.78
50	000:00:49	12952	1,030.69
51	000:00:50	13473	1,072.15
52	000:00:51	14006	1,114.56
53	000:00:52	14546	1,157.53
54	000:00:53	15033	1,196.29
55	000:00:54	15585	1,240.21
56	000:00:55	16135	1,283.98
57	000:00:56	16628	1,323.21
58	000:00:57	17100	1,360.77
59	000:00:58	17545	1,396.19
60	000:00:59	17914	1,425.55
61	000:01:00	18308	1,456.90
62	000:01:01	18696	1,487.78
63	000:01:02	19097	1,519.69
64	000:01:03	19500	1,551.76
65	000:01:04	19906	1,584.07
66	000:01:05	20274	1,613.35
67	000:01:06	20683	1,645.90
68	000:01:07	21095	1,678.69
69	000:01:08	21512	1,711.87
70	000:01:09	21927	1,744.90
71	000:01:10	22344	1,778.08
72	000:01:11	22762	1,811.34
73	000:01:12	23142	1,841.58
74	000:01:13	23567	1,875.40
75	000:01:14	23994	1,909.38
76	000:01:15	24414	1,942.80
77	000:01:16	24839	1,976.62
78	000:01:17	25269	2,010.84

HM Data Download - Concrete Test Results

READ #	TIME	LOAD	STRESS (PSI)
79	000:01:18	25654	2,041.48
80	000:01:19	26084	2,075.70
81	000:01:20	26513	2,109.84
82	000:01:21	26945	2,144.22
83	000:01:22	27376	2,178.51
84	000:01:23	27810	2,213.05
85	000:01:24	28202	2,244.24
86	000:01:25	28638	2,278.94
87	000:01:26	29073	2,313.56
88	000:01:27	29507	2,348.09
89	000:01:28	29945	2,382.95
90	000:01:29	30382	2,417.72
91	000:01:30	30784	2,449.71
92	000:01:31	31222	2,484.57
93	000:01:32	31661	2,519.50
94	000:01:33	32100	2,554.44
95	000:01:34	32541	2,589.53
96	000:01:35	32979	2,624.39
97	000:01:36	33377	2,656.06
98	000:01:37	33822	2,691.47
99	000:01:38	34267	2,726.88
100	000:01:39	34712	2,762.29
101	000:01:40	35112	2,794.12
102	000:01:41	35558	2,829.62
103	000:01:42	36000	2,864.79
104	000:01:43	36446	2,900.28
105	000:01:44	36843	2,931.87
106	000:01:45	37288	2,967.28
107	000:01:46	37731	3,002.54
108	000:01:47	38169	3,037.39
109	000:01:48	38612	3,072.65
110	000:01:49	39008	3,104.16
111	000:01:50	39446	3,139.01
112	000:01:51	39885	3,173.95
113	000:01:52	40323	3,208.80
114	000:01:53	40764	3,243.90
115	000:01:54	41204	3,278.91
116	000:01:55	41598	3,310.26

HM Data Download - Concrete Test Results

READ #	TIME	LOAD	STRESS (PSI)
117	000:01:56	42032	3,344.80
118	000:01:57	42468	3,379.50
119	000:01:58	42908	3,414.51
120	000:01:59	43345	3,449.29
121	000:02:00	43780	3,483.90
122	000:02:01	44216	3,518.60
123	000:02:02	44607	3,549.71
124	000:02:03	45043	3,584.41
125	000:02:04	45474	3,618.71
126	000:02:05	45912	3,653.56
127	000:02:06	46346	3,688.10
128	000:02:07	46778	3,722.47
129	000:02:08	47167	3,753.43
130	000:02:09	47602	3,788.05
131	000:02:10	48030	3,822.11
132	000:02:11	48462	3,856.48
133	000:02:12	48890	3,890.54
134	000:02:13	49316	3,924.44
135	000:02:14	49749	3,958.90
136	000:02:15	50128	3,989.06
137	000:02:16	50555	4,023.04
138	000:02:17	50981	4,056.94
139	000:02:18	51405	4,090.68
140	000:02:19	51827	4,124.26
141	000:02:20	52250	4,157.92
142	000:02:21	52630	4,188.16
143	000:02:22	53051	4,221.66
144	000:02:23	53469	4,254.93
145	000:02:24	53886	4,288.11
146	000:02:25	54301	4,321.14
147	000:02:26	54718	4,354.32
148	000:02:27	55093	4,384.16
149	000:02:28	55507	4,417.11
150	000:02:29	55917	4,449.73
151	000:02:30	56340	4,483.39
152	000:02:31	56749	4,515.94
153	000:02:32	57119	4,545.39
154	000:02:33	57525	4,577.69

HM Data Download - Concrete Test Results

READ #	TIME	LOAD	STRESS (PSI)
155	000:02:34	57930	4,609.92
156	000:02:35	58337	4,642.31
157	000:02:36	58740	4,674.38
158	000:02:37	59106	4,703.51
159	000:02:38	59509	4,735.58
160	000:02:39	59910	4,767.49
161	000:02:40	60311	4,799.40
162	000:02:41	60666	4,827.65
163	000:02:42	61064	4,859.32
164	000:02:43	61459	4,890.75
165	000:02:44	61848	4,921.71
166	000:02:45	62236	4,952.58
167	000:02:46	62581	4,980.04
168	000:02:47	62964	5,010.52
169	000:02:48	63342	5,040.60
170	000:02:49	63713	5,070.12
171	000:02:50	64086	5,099.80
172	000:02:51	64456	5,129.25
173	000:02:52	64789	5,155.74
174	000:02:53	65147	5,184.23
175	000:02:54	65509	5,213.04
176	000:02:55	65866	5,241.45
177	000:02:56	66221	5,269.70
178	000:02:57	66574	5,297.79
179	000:02:58	66885	5,322.54
180	000:02:59	67227	5,349.75
181	000:03:00	67565	5,376.65
182	000:03:01	67898	5,403.15
183	000:03:02	68228	5,429.41
184	000:03:03	68552	5,455.19
185	000:03:04	68841	5,478.19
186	000:03:05	69151	5,502.86
187	000:03:06	69458	5,527.29
188	000:03:07	69758	5,551.17
189	000:03:08	70048	5,574.24
190	000:03:09	70329	5,596.60
191	000:03:10	70596	5,617.85
192	000:03:11	70825	5,636.07

HM Data Download - Concrete Test Results

READ #	TIME	LOAD	STRESS (PSI)
193	000:03:12	71062	5,654.93
194	000:03:13	71280	5,672.28
195	000:03:14	71465	5,687.00
196	000:03:15	71622	5,699.50
197	000:03:16	71749	5,709.60
198	000:03:17	71823	5,715.49
199	000:03:18	71842	5,717.00
200	000:03:19	71731	5,708.17
201	000:03:20	71422	5,683.58
202	000:03:21	70858	5,638.70
203	000:03:22	69466	5,527.93
204	000:03:23	31458	2,503.35
205	000:03:24	18303	1,456.51
206	000:03:24	17880	1,422.85

Concrete Test

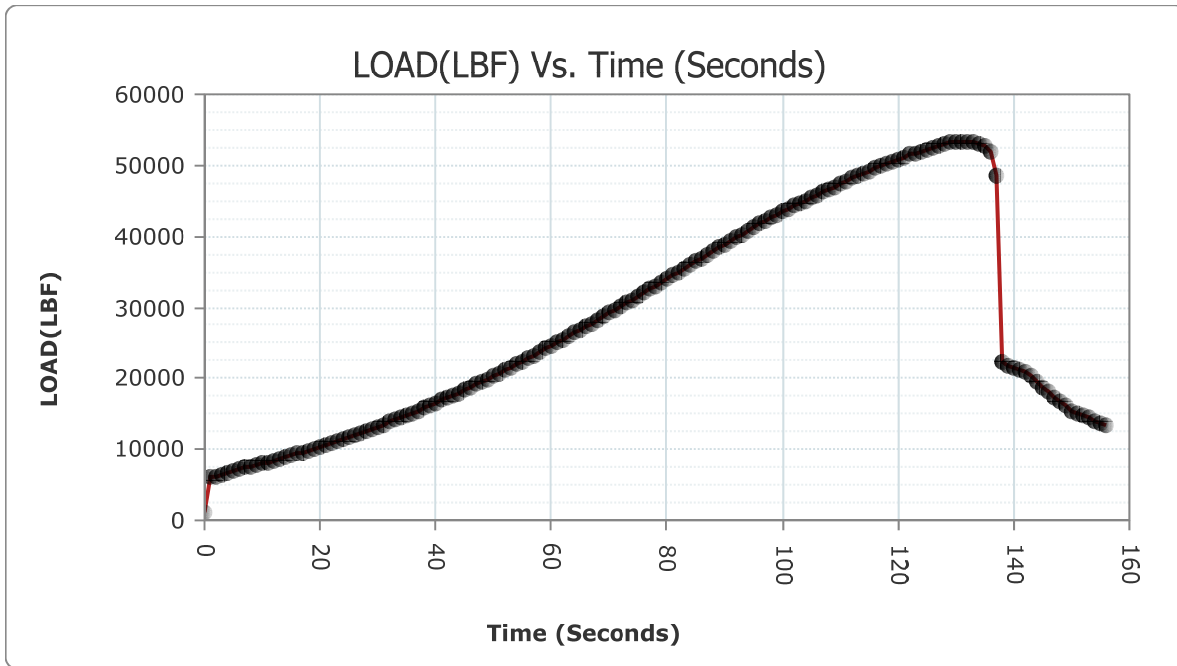
Sample Identification: Y3S_2

Machine ID: 6a127

Test Type: ASTM C39

2/14/2020

TYPE	PEAK VALUES	UNITS
LOAD	53393	LBF
Diameter	4.00	IN
Length	8.00	IN
Cross-Sectional Area	12.57	IN ²
Sample Age	0.0	day(s)
Corrected Stress	4248.85	PSI
Average Pace Rate	32.93	PSI/SEC
Fracture Type	Type 3	
Correction Factor	1.000	
Temperature @ START	79.3	°F
Temperature @ FINISH	79.2	°F



READ #	TIME	LOAD	STRESS (PSI)
1	000:00:00	1060	84.35
2	000:00:01	6133	488.05

HM Data Download - Concrete Test Results

READ #	TIME	LOAD	STRESS (PSI)
3	000:00:02	6096	485.10
4	000:00:03	6412	510.25
5	000:00:04	6769	538.66
6	000:00:05	7015	558.24
7	000:00:06	7222	574.71
8	000:00:07	7428	591.10
9	000:00:08	7626	606.86
10	000:00:09	7817	622.06
11	000:00:10	8014	637.73
12	000:00:11	8188	651.58
13	000:00:12	8385	667.26
14	000:00:13	8600	684.37
15	000:00:14	8858	704.90
16	000:00:15	9105	724.55
17	000:00:16	9358	744.69
18	000:00:17	9613	764.98
19	000:00:18	9840	783.04
20	000:00:19	10104	804.05
21	000:00:20	10367	824.98
22	000:00:21	10633	846.15
23	000:00:22	10909	868.11
24	000:00:23	11187	890.23
25	000:00:24	11442	910.53
26	000:00:25	11731	933.52
27	000:00:26	12023	956.76
28	000:00:27	12318	980.24
29	000:00:28	12626	1,004.75
30	000:00:29	12936	1,029.41
31	000:00:30	13217	1,051.78
32	000:00:31	13533	1,076.92
33	000:00:32	13849	1,102.07
34	000:00:33	14173	1,127.85
35	000:00:34	14501	1,153.95
36	000:00:35	14835	1,180.53
37	000:00:36	15175	1,207.59
38	000:00:37	15483	1,232.10
39	000:00:38	15828	1,259.55
40	000:00:39	16184	1,287.88

HM Data Download - Concrete Test Results

READ #	TIME	LOAD	STRESS (PSI)
41	000:00:40	16543	1,316.45
42	000:00:41	16906	1,345.34
43	000:00:42	17274	1,374.62
44	000:00:43	17614	1,401.68
45	000:00:44	17993	1,431.84
46	000:00:45	18382	1,462.79
47	000:00:46	18771	1,493.75
48	000:00:47	19163	1,524.94
49	000:00:48	19562	1,556.69
50	000:00:49	19925	1,585.58
51	000:00:50	20340	1,618.61
52	000:00:51	20763	1,652.27
53	000:00:52	21183	1,685.69
54	000:00:53	21602	1,719.03
55	000:00:54	21989	1,749.83
56	000:00:55	22419	1,784.05
57	000:00:56	22861	1,819.22
58	000:00:57	23301	1,854.23
59	000:00:58	23745	1,889.57
60	000:00:59	24149	1,921.72
61	000:01:00	24597	1,957.37
62	000:01:01	25051	1,993.50
63	000:01:02	25513	2,030.26
64	000:01:03	25928	2,063.28
65	000:01:04	26391	2,100.13
66	000:01:05	26862	2,137.61
67	000:01:06	27335	2,175.25
68	000:01:07	27763	2,209.31
69	000:01:08	28241	2,247.35
70	000:01:09	28719	2,285.39
71	000:01:10	29203	2,323.90
72	000:01:11	29636	2,358.36
73	000:01:12	30123	2,397.11
74	000:01:13	30609	2,435.79
75	000:01:14	31097	2,474.62
76	000:01:15	31542	2,510.03
77	000:01:16	32038	2,549.50
78	000:01:17	32533	2,588.89

HM Data Download - Concrete Test Results

READ #	TIME	LOAD	STRESS (PSI)
79	000:01:18	33029	2,628.36
80	000:01:19	33478	2,664.09
81	000:01:20	33976	2,703.72
82	000:01:21	34479	2,743.75
83	000:01:22	34979	2,783.54
84	000:01:23	35427	2,819.19
85	000:01:24	35929	2,859.14
86	000:01:25	36431	2,899.09
87	000:01:26	36931	2,938.88
88	000:01:27	37381	2,974.69
89	000:01:28	37880	3,014.39
90	000:01:29	38381	3,054.26
91	000:01:30	38883	3,094.21
92	000:01:31	39328	3,129.62
93	000:01:32	39828	3,169.41
94	000:01:33	40319	3,208.48
95	000:01:34	40813	3,247.80
96	000:01:35	41255	3,282.97
97	000:01:36	41741	3,321.64
98	000:01:37	42191	3,357.45
99	000:01:38	42618	3,391.43
100	000:01:39	42996	3,421.51
101	000:01:40	43420	3,455.25
102	000:01:41	43846	3,489.15
103	000:01:42	44269	3,522.82
104	000:01:43	44687	3,556.08
105	000:01:44	45060	3,585.76
106	000:01:45	45460	3,617.59
107	000:01:46	45863	3,649.66
108	000:01:47	46260	3,681.25
109	000:01:48	46620	3,709.90
110	000:01:49	47015	3,741.33
111	000:01:50	47413	3,773.01
112	000:01:51	47768	3,801.26
113	000:01:52	48151	3,831.73
114	000:01:53	48528	3,861.74
115	000:01:54	48892	3,890.70
116	000:01:55	49221	3,916.88

HM Data Download - Concrete Test Results

READ #	TIME	LOAD	STRESS (PSI)
117	000:01:56	49578	3,945.29
118	000:01:57	49926	3,972.98
119	000:01:58	50270	4,000.36
120	000:01:59	50570	4,024.23
121	000:02:00	50897	4,050.25
122	000:02:01	51209	4,075.08
123	000:02:02	51506	4,098.72
124	000:02:03	51758	4,118.77
125	000:02:04	52028	4,140.26
126	000:02:05	52288	4,160.95
127	000:02:06	52538	4,180.84
128	000:02:07	52778	4,199.94
129	000:02:08	53062	4,222.54
130	000:02:09	53285	4,240.29
131	000:02:10	53391	4,248.72
132	000:02:11	53383	4,248.08
133	000:02:12	53348	4,245.30
134	000:02:13	53280	4,239.89
135	000:02:14	53151	4,229.62
136	000:02:15	52841	4,204.95
137	000:02:16	52018	4,139.46
138	000:02:17	48458	3,856.17
139	000:02:18	22288	1,773.62
140	000:02:19	21642	1,722.22
141	000:02:20	21494	1,710.44
142	000:02:21	21314	1,696.11
143	000:02:22	20858	1,659.83
144	000:02:23	20237	1,610.41
145	000:02:24	19444	1,547.30
146	000:02:25	18728	1,490.33
147	000:02:26	18109	1,441.07
148	000:02:27	17436	1,387.51
149	000:02:28	16836	1,339.77
150	000:02:29	16152	1,285.34
151	000:02:30	15317	1,218.89
152	000:02:31	15013	1,194.70
153	000:02:32	14813	1,178.78
154	000:02:33	14420	1,147.51

HM Data Download - Concrete Test Results

READ #	TIME	LOAD	STRESS (PSI)
155	000:02:34	13991	1,113.37
156	000:02:35	13633	1,084.88
157	000:02:35	13342	1,061.72

Concrete Test

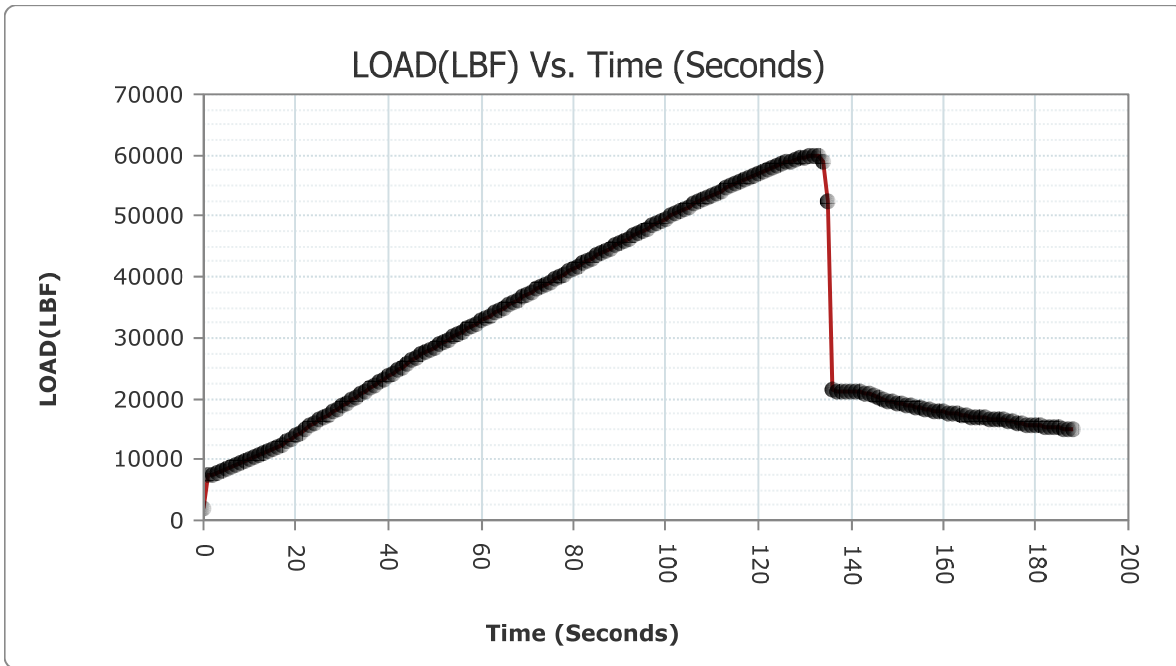
Sample Identification: Y3D_3

Machine ID: 6a127

Test Type: ASTM C39

2/14/2020

TYPE	PEAK VALUES	UNITS
LOAD	60060	LBF
Diameter	4.00	IN
Length	8.00	IN
Cross-Sectional Area	12.57	IN ²
Sample Age	0.0	day(s)
Corrected Stress	4779.42	PSI
Average Pace Rate	-7.86	PSI/SEC
Fracture Type	Type 3	
Correction Factor	1.000	
Temperature @ START	79.2	°F
Temperature @ FINISH	79.2	°F



READ #	TIME	LOAD	STRESS (PSI)
1	000:00:00	2114	168.23
2	000:00:01	7457	593.41

HM Data Download - Concrete Test Results

READ #	TIME	LOAD	STRESS (PSI)
3	000:00:02	7603	605.03
4	000:00:03	7862	625.64
5	000:00:04	8148	648.40
6	000:00:05	8422	670.20
7	000:00:06	8708	692.96
8	000:00:07	9010	716.99
9	000:00:08	9329	742.38
10	000:00:09	9623	765.77
11	000:00:10	9957	792.35
12	000:00:11	10306	820.13
13	000:00:12	10657	848.06
14	000:00:13	10981	873.84
15	000:00:14	11347	902.97
16	000:00:15	11722	932.81
17	000:00:16	12100	962.89
18	000:00:17	12510	995.51
19	000:00:18	13004	1,034.83
20	000:00:19	13501	1,074.38
21	000:00:20	14007	1,114.64
22	000:00:21	14467	1,151.25
23	000:00:22	14986	1,192.55
24	000:00:23	15512	1,234.41
25	000:00:24	16020	1,274.83
26	000:00:25	16450	1,309.05
27	000:00:26	16927	1,347.01
28	000:00:27	17401	1,384.73
29	000:00:28	17878	1,422.69
30	000:00:29	18360	1,461.04
31	000:00:30	18796	1,495.74
32	000:00:31	19284	1,534.57
33	000:00:32	19776	1,573.72
34	000:00:33	20272	1,613.19
35	000:00:34	20723	1,649.08
36	000:00:35	21226	1,689.11
37	000:00:36	21732	1,729.38
38	000:00:37	22237	1,769.56
39	000:00:38	22699	1,806.33
40	000:00:39	23209	1,846.91

HM Data Download - Concrete Test Results

READ #	TIME	LOAD	STRESS (PSI)
41	000:00:40	23723	1,887.82
42	000:00:41	24244	1,929.28
43	000:00:42	24711	1,966.44
44	000:00:43	25232	2,007.90
45	000:00:44	25752	2,049.28
46	000:00:45	26275	2,090.90
47	000:00:46	26737	2,127.66
48	000:00:47	27200	2,164.51
49	000:00:48	27643	2,199.76
50	000:00:49	28076	2,234.22
51	000:00:50	28468	2,265.41
52	000:00:51	28906	2,300.27
53	000:00:52	29343	2,335.04
54	000:00:53	29781	2,369.90
55	000:00:54	30177	2,401.41
56	000:00:55	30617	2,436.42
57	000:00:56	31060	2,471.68
58	000:00:57	31499	2,506.61
59	000:00:58	31895	2,538.12
60	000:00:59	32337	2,573.30
61	000:01:00	32792	2,609.50
62	000:01:01	33188	2,641.02
63	000:01:02	33627	2,675.95
64	000:01:03	34071	2,711.28
65	000:01:04	34515	2,746.62
66	000:01:05	34910	2,778.05
67	000:01:06	35352	2,813.22
68	000:01:07	35795	2,848.48
69	000:01:08	36234	2,883.41
70	000:01:09	36632	2,915.08
71	000:01:10	37074	2,950.26
72	000:01:11	37512	2,985.11
73	000:01:12	37954	3,020.28
74	000:01:13	38353	3,052.03
75	000:01:14	38789	3,086.73
76	000:01:15	39228	3,121.67
77	000:01:16	39664	3,156.36
78	000:01:17	40059	3,187.79

HM Data Download - Concrete Test Results

READ #	TIME	LOAD	STRESS (PSI)
79	000:01:18	40496	3,222.57
80	000:01:19	40933	3,257.34
81	000:01:20	41370	3,292.12
82	000:01:21	41759	3,323.08
83	000:01:22	42195	3,357.77
84	000:01:23	42628	3,392.23
85	000:01:24	43062	3,426.77
86	000:01:25	43491	3,460.90
87	000:01:26	43877	3,491.62
88	000:01:27	44303	3,525.52
89	000:01:28	44734	3,559.82
90	000:01:29	45161	3,593.80
91	000:01:30	45542	3,624.12
92	000:01:31	45967	3,657.94
93	000:01:32	46390	3,691.60
94	000:01:33	46809	3,724.94
95	000:01:34	47185	3,754.86
96	000:01:35	47604	3,788.21
97	000:01:36	48018	3,821.15
98	000:01:37	48431	3,854.02
99	000:01:38	48800	3,883.38
100	000:01:39	49213	3,916.25
101	000:01:40	49622	3,948.79
102	000:01:41	50026	3,980.94
103	000:01:42	50390	4,009.91
104	000:01:43	50789	4,041.66
105	000:01:44	51188	4,073.41
106	000:01:45	51585	4,105.00
107	000:01:46	51937	4,133.02
108	000:01:47	52331	4,164.37
109	000:01:48	52720	4,195.32
110	000:01:49	53102	4,225.72
111	000:01:50	53448	4,253.26
112	000:01:51	53825	4,283.26
113	000:01:52	54199	4,313.02
114	000:01:53	54572	4,342.70
115	000:01:54	54901	4,368.88
116	000:01:55	55267	4,398.01

HM Data Download - Concrete Test Results

READ #	TIME	LOAD	STRESS (PSI)
117	000:01:56	55622	4,426.26
118	000:01:57	55977	4,454.51
119	000:01:58	56292	4,479.58
120	000:01:59	56635	4,506.87
121	000:02:00	56975	4,533.93
122	000:02:01	57281	4,558.28
123	000:02:02	57601	4,583.74
124	000:02:03	57916	4,608.81
125	000:02:04	58226	4,633.48
126	000:02:05	58492	4,654.65
127	000:02:06	58778	4,677.40
128	000:02:07	59048	4,698.89
129	000:02:08	59298	4,718.78
130	000:02:09	59509	4,735.58
131	000:02:10	59719	4,752.29
132	000:02:11	59902	4,766.85
133	000:02:12	60039	4,777.75
134	000:02:13	59914	4,767.80
135	000:02:14	59070	4,700.64
136	000:02:15	52568	4,183.23
137	000:02:16	21385	1,701.76
138	000:02:17	21184	1,685.77
139	000:02:18	21239	1,690.15
140	000:02:19	21290	1,694.20
141	000:02:20	21316	1,696.27
142	000:02:21	21277	1,693.17
143	000:02:22	21163	1,684.10
144	000:02:23	20953	1,667.39
145	000:02:24	20691	1,646.54
146	000:02:25	20422	1,625.13
147	000:02:26	20184	1,606.19
148	000:02:27	19920	1,585.18
149	000:02:28	19666	1,564.97
150	000:02:29	19420	1,545.39
151	000:02:30	19242	1,531.23
152	000:02:31	19095	1,519.53
153	000:02:32	18951	1,508.07
154	000:02:33	18773	1,493.91

HM Data Download - Concrete Test Results

READ #	TIME	LOAD	STRESS (PSI)
155	000:02:34	18592	1,479.50
156	000:02:35	18411	1,465.10
157	000:02:36	18258	1,452.93
158	000:02:37	18142	1,443.69
159	000:02:38	18049	1,436.29
160	000:02:39	17941	1,427.70
161	000:02:40	17829	1,418.79
162	000:02:41	17717	1,409.87
163	000:02:42	17596	1,400.25
164	000:02:43	17456	1,389.10
165	000:02:44	17312	1,377.65
166	000:02:45	17150	1,364.75
167	000:02:46	17040	1,356.00
168	000:02:47	16950	1,348.84
169	000:02:48	16860	1,341.68
170	000:02:49	16779	1,335.23
171	000:02:50	16711	1,329.82
172	000:02:51	16634	1,323.69
173	000:02:52	16554	1,317.33
174	000:02:53	16454	1,309.37
175	000:02:54	16352	1,301.25
176	000:02:55	16211	1,290.03
177	000:02:56	15995	1,272.84
178	000:02:57	15855	1,261.70
179	000:02:58	15771	1,255.02
180	000:02:59	15714	1,250.48
181	000:03:00	15652	1,245.55
182	000:03:01	15562	1,238.38
183	000:03:02	15447	1,229.23
184	000:03:03	15352	1,221.67
185	000:03:04	15273	1,215.39
186	000:03:05	15184	1,208.30
187	000:03:06	15120	1,203.21
188	000:03:07	15063	1,198.68
189	000:03:08	15015	1,194.86

Concrete Test

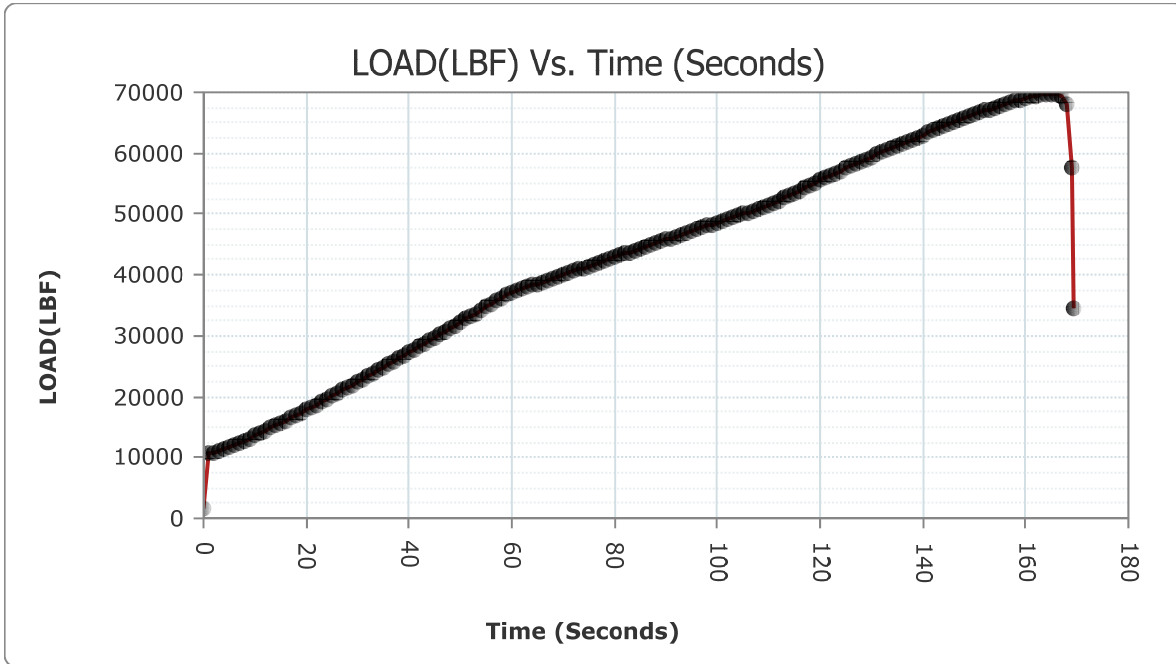
Sample Identification: Y28_1

Machine ID: 6a127

Test Type: ASTM C39

3/10/2020

TYPE	PEAK VALUES	UNITS
LOAD	69726	LBF
Diameter	4.00	IN
Length	8.00	IN
Cross-Sectional Area	12.57	IN ²
Sample Age	0.0	day(s)
Corrected Stress	5548.59	PSI
Average Pace Rate	25.55	PSI/SEC
Fracture Type	Type 1	
Correction Factor	1.000	
Temperature @ START	76.1	°F
Temperature @ FINISH	75.7	°F



READ #	TIME	LOAD	STRESS (PSI)
1	000:00:00	1635	130.11
2	000:00:01	10620	845.11

HM Data Download - Concrete Test Results

READ #	TIME	LOAD	STRESS (PSI)
3	000:00:02	10687	850.44
4	000:00:03	10984	874.08
5	000:00:04	11322	900.98
6	000:00:05	11677	929.23
7	000:00:06	12047	958.67
8	000:00:07	12426	988.83
9	000:00:08	12775	1,016.60
10	000:00:09	13171	1,048.11
11	000:00:10	13573	1,080.10
12	000:00:11	13981	1,112.57
13	000:00:12	14400	1,145.92
14	000:00:13	14821	1,179.42
15	000:00:14	15201	1,209.66
16	000:00:15	15631	1,243.88
17	000:00:16	16067	1,278.57
18	000:00:17	16509	1,313.74
19	000:00:18	16950	1,348.84
20	000:00:19	17399	1,384.57
21	000:00:20	17853	1,420.70
22	000:00:21	18259	1,453.01
23	000:00:22	18719	1,489.61
24	000:00:23	19184	1,526.61
25	000:00:24	19647	1,563.46
26	000:00:25	20117	1,600.86
27	000:00:26	20585	1,638.10
28	000:00:27	21013	1,672.16
29	000:00:28	21490	1,710.12
30	000:00:29	21970	1,748.32
31	000:00:30	22449	1,786.43
32	000:00:31	22932	1,824.87
33	000:00:32	23418	1,863.55
34	000:00:33	23856	1,898.40
35	000:00:34	24350	1,937.71
36	000:00:35	24845	1,977.10
37	000:00:36	25344	2,016.81
38	000:00:37	25788	2,052.14
39	000:00:38	26290	2,092.09
40	000:00:39	26787	2,131.64

HM Data Download - Concrete Test Results

READ #	TIME	LOAD	STRESS (PSI)
41	000:00:40	27291	2,171.75
42	000:00:41	27743	2,207.72
43	000:00:42	28249	2,247.98
44	000:00:43	28749	2,287.77
45	000:00:44	29253	2,327.88
46	000:00:45	29748	2,367.27
47	000:00:46	30253	2,407.46
48	000:00:47	30703	2,443.27
49	000:00:48	31210	2,483.61
50	000:00:49	31723	2,524.44
51	000:00:50	32225	2,564.38
52	000:00:51	32731	2,604.65
53	000:00:52	33185	2,640.78
54	000:00:53	33688	2,680.81
55	000:00:54	34193	2,720.99
56	000:00:55	34699	2,761.26
57	000:00:56	35203	2,801.37
58	000:00:57	35708	2,841.55
59	000:00:58	36159	2,877.44
60	000:00:59	36668	2,917.95
61	000:01:00	37107	2,952.88
62	000:01:01	37429	2,978.51
63	000:01:02	37717	3,001.42
64	000:01:03	38000	3,023.94
65	000:01:04	38261	3,044.71
66	000:01:05	38552	3,067.87
67	000:01:06	38846	3,091.27
68	000:01:07	39138	3,114.50
69	000:01:08	39429	3,137.66
70	000:01:09	39723	3,161.06
71	000:01:10	40016	3,184.37
72	000:01:11	40285	3,205.78
73	000:01:12	40577	3,229.02
74	000:01:13	40871	3,252.41
75	000:01:14	41166	3,275.89
76	000:01:15	41457	3,299.04
77	000:01:16	41749	3,322.28
78	000:01:17	42013	3,343.29

HM Data Download - Concrete Test Results

READ #	TIME	LOAD	STRESS (PSI)
79	000:01:18	42310	3,366.92
80	000:01:19	42602	3,390.16
81	000:01:20	42893	3,413.32
82	000:01:21	43188	3,436.79
83	000:01:22	43481	3,460.11
84	000:01:23	43745	3,481.12
85	000:01:24	44035	3,504.19
86	000:01:25	44328	3,527.51
87	000:01:26	44621	3,550.83
88	000:01:27	44913	3,574.06
89	000:01:28	45202	3,597.06
90	000:01:29	45494	3,620.30
91	000:01:30	45754	3,640.99
92	000:01:31	46046	3,664.22
93	000:01:32	46335	3,687.22
94	000:01:33	46626	3,710.38
95	000:01:34	46916	3,733.46
96	000:01:35	47179	3,754.39
97	000:01:36	47467	3,777.30
98	000:01:37	47758	3,800.46
99	000:01:38	48050	3,823.70
100	000:01:39	48308	3,844.23
101	000:01:40	48600	3,867.47
102	000:01:41	48884	3,890.07
103	000:01:42	49174	3,913.14
104	000:01:43	49431	3,933.59
105	000:01:44	49715	3,956.19
106	000:01:45	49999	3,978.79
107	000:01:46	50280	4,001.16
108	000:01:47	50560	4,023.44
109	000:01:48	50843	4,045.96
110	000:01:49	51102	4,066.57
111	000:01:50	51390	4,089.49
112	000:01:51	51797	4,121.87
113	000:01:52	52228	4,156.17
114	000:01:53	52658	4,190.39
115	000:01:54	53081	4,224.05
116	000:01:55	53460	4,254.21

HM Data Download - Concrete Test Results

READ #	TIME	LOAD	STRESS (PSI)
117	000:01:56	53878	4,287.48
118	000:01:57	54292	4,320.42
119	000:01:58	54702	4,353.05
120	000:01:59	55113	4,385.75
121	000:02:00	55518	4,417.98
122	000:02:01	55882	4,446.95
123	000:02:02	56285	4,479.02
124	000:02:03	56685	4,510.85
125	000:02:04	57081	4,542.36
126	000:02:05	57474	4,573.64
127	000:02:06	57867	4,604.91
128	000:02:07	58219	4,632.92
129	000:02:08	58605	4,663.64
130	000:02:09	58988	4,694.12
131	000:02:10	59374	4,724.83
132	000:02:11	59751	4,754.83
133	000:02:12	60129	4,784.91
134	000:02:13	60505	4,814.83
135	000:02:14	60837	4,841.25
136	000:02:15	61205	4,870.54
137	000:02:16	61575	4,899.98
138	000:02:17	61939	4,928.95
139	000:02:18	62302	4,957.84
140	000:02:19	62659	4,986.24
141	000:02:20	62980	5,011.79
142	000:02:21	63332	5,039.80
143	000:02:22	63679	5,067.41
144	000:02:23	64029	5,095.27
145	000:02:24	64367	5,122.16
146	000:02:25	64706	5,149.14
147	000:02:26	65005	5,172.93
148	000:02:27	65334	5,199.11
149	000:02:28	65661	5,225.14
150	000:02:29	65985	5,250.92
151	000:02:30	66297	5,275.75
152	000:02:31	66611	5,300.73
153	000:02:32	66915	5,324.93
154	000:02:33	67185	5,346.41

HM Data Download - Concrete Test Results

READ #	TIME	LOAD	STRESS (PSI)
155	000:02:34	67482	5,370.05
156	000:02:35	67768	5,392.81
157	000:02:36	68048	5,415.09
158	000:02:37	68291	5,434.43
159	000:02:38	68553	5,455.27
160	000:02:39	68802	5,475.09
161	000:02:40	69030	5,493.23
162	000:02:41	69225	5,508.75
163	000:02:42	69416	5,523.95
164	000:02:43	69575	5,536.60
165	000:02:44	69689	5,545.67
166	000:02:45	69725	5,548.54
167	000:02:46	69631	5,541.06
168	000:02:47	69294	5,514.24
169	000:02:48	68064	5,416.36
170	000:02:49	57768	4,597.03
171	000:02:49	34502	2,745.58

Concrete Test

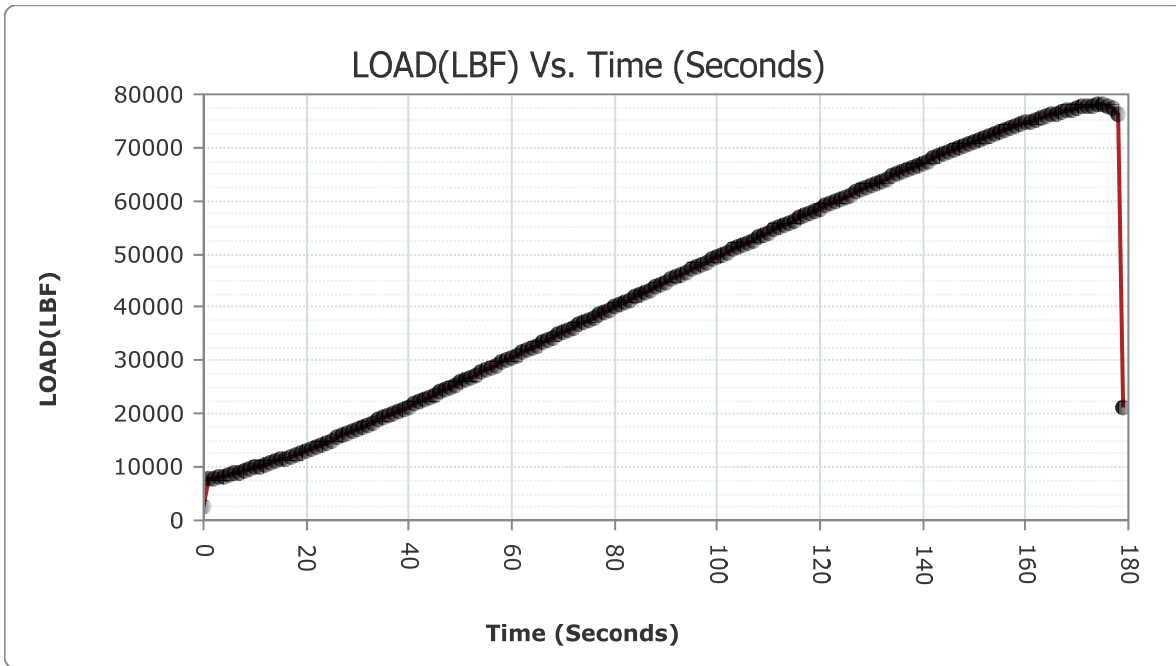
Sample Identification: Y28_1

Machine ID: 6a127

Test Type: ASTM C39

3/10/2020

TYPE	PEAK VALUES	UNITS
LOAD	78016	LBF
Diameter	4.00	IN
Length	8.00	IN
Cross-Sectional Area	12.57	IN ²
Sample Age	0.0	day(s)
Corrected Stress	6208.30	PSI
Average Pace Rate	32.61	PSI/SEC
Fracture Type	Type 2	
Correction Factor	1.000	
Temperature @ START	75.8	°F
Temperature @ FINISH	75.8	°F



READ #	TIME	LOAD	STRESS (PSI)
1	000:00:00	2713	215.89
2	000:00:01	7870	626.27

HM Data Download - Concrete Test Results

READ #	TIME	LOAD	STRESS (PSI)
3	000:00:02	7859	625.40
4	000:00:03	8059	641.31
5	000:00:04	8286	659.38
6	000:00:05	8532	678.96
7	000:00:06	8788	699.33
8	000:00:07	9054	720.49
9	000:00:08	9305	740.47
10	000:00:09	9584	762.67
11	000:00:10	9870	785.43
12	000:00:11	10166	808.98
13	000:00:12	10466	832.86
14	000:00:13	10771	857.13
15	000:00:14	11051	879.41
16	000:00:15	11366	904.48
17	000:00:16	11684	929.78
18	000:00:17	12011	955.80
19	000:00:18	12376	984.85
20	000:00:19	12753	1,014.85
21	000:00:20	13096	1,042.15
22	000:00:21	13488	1,073.34
23	000:00:22	13877	1,104.30
24	000:00:23	14271	1,135.65
25	000:00:24	14669	1,167.32
26	000:00:25	15069	1,199.15
27	000:00:26	15477	1,231.62
28	000:00:27	15849	1,261.22
29	000:00:28	16261	1,294.01
30	000:00:29	16681	1,327.43
31	000:00:30	17107	1,361.33
32	000:00:31	17532	1,395.15
33	000:00:32	17920	1,426.03
34	000:00:33	18352	1,460.41
35	000:00:34	18792	1,495.42
36	000:00:35	19232	1,530.43
37	000:00:36	19632	1,562.26
38	000:00:37	20078	1,597.76
39	000:00:38	20525	1,633.33
40	000:00:39	20973	1,668.98

HM Data Download - Concrete Test Results

READ #	TIME	LOAD	STRESS (PSI)
41	000:00:40	21378	1,701.21
42	000:00:41	21831	1,737.26
43	000:00:42	22281	1,773.07
44	000:00:43	22735	1,809.19
45	000:00:44	23191	1,845.48
46	000:00:45	23618	1,879.46
47	000:00:46	24079	1,916.15
48	000:00:47	24539	1,952.75
49	000:00:48	25003	1,989.68
50	000:00:49	25466	2,026.52
51	000:00:50	25934	2,063.76
52	000:00:51	26357	2,097.42
53	000:00:52	26826	2,134.75
54	000:00:53	27294	2,171.99
55	000:00:54	27766	2,209.55
56	000:00:55	28239	2,247.19
57	000:00:56	28712	2,284.83
58	000:00:57	29140	2,318.89
59	000:00:58	29611	2,356.37
60	000:00:59	30088	2,394.33
61	000:01:00	30564	2,432.21
62	000:01:01	31045	2,470.48
63	000:01:02	31524	2,508.60
64	000:01:03	32000	2,546.48
65	000:01:04	32432	2,580.86
66	000:01:05	32909	2,618.81
67	000:01:06	33390	2,657.09
68	000:01:07	33869	2,695.21
69	000:01:08	34351	2,733.57
70	000:01:09	34831	2,771.76
71	000:01:10	35260	2,805.90
72	000:01:11	35745	2,844.50
73	000:01:12	36226	2,882.77
74	000:01:13	36709	2,921.21
75	000:01:14	37188	2,959.33
76	000:01:15	37669	2,997.60
77	000:01:16	38101	3,031.98
78	000:01:17	38582	3,070.26

HM Data Download - Concrete Test Results

READ #	TIME	LOAD	STRESS (PSI)
79	000:01:18	39065	3,108.69
80	000:01:19	39544	3,146.81
81	000:01:20	40026	3,185.17
82	000:01:21	40507	3,223.44
83	000:01:22	40942	3,258.06
84	000:01:23	41422	3,296.26
85	000:01:24	41899	3,334.22
86	000:01:25	42378	3,372.33
87	000:01:26	42862	3,410.85
88	000:01:27	43344	3,449.21
89	000:01:28	43819	3,487.01
90	000:01:29	44252	3,521.46
91	000:01:30	44735	3,559.90
92	000:01:31	45218	3,598.33
93	000:01:32	45699	3,636.61
94	000:01:33	46134	3,671.23
95	000:01:34	46613	3,709.34
96	000:01:35	47095	3,747.70
97	000:01:36	47577	3,786.06
98	000:01:37	48008	3,820.36
99	000:01:38	48486	3,858.39
100	000:01:39	48966	3,896.59
101	000:01:40	49438	3,934.15
102	000:01:41	49913	3,971.95
103	000:01:42	50338	4,005.77
104	000:01:43	50811	4,043.41
105	000:01:44	51281	4,080.81
106	000:01:45	51752	4,118.29
107	000:01:46	52230	4,156.33
108	000:01:47	52651	4,189.83
109	000:01:48	53117	4,226.92
110	000:01:49	53582	4,263.92
111	000:01:50	54045	4,300.76
112	000:01:51	54512	4,337.93
113	000:01:52	54973	4,374.61
114	000:01:53	55433	4,411.22
115	000:01:54	55850	4,444.40
116	000:01:55	56306	4,480.69

HM Data Download - Concrete Test Results

READ #	TIME	LOAD	STRESS (PSI)
117	000:01:56	56762	4,516.98
118	000:01:57	57218	4,553.26
119	000:01:58	57672	4,589.39
120	000:01:59	58125	4,625.44
121	000:02:00	58530	4,657.67
122	000:02:01	58984	4,693.80
123	000:02:02	59437	4,729.85
124	000:02:03	59881	4,765.18
125	000:02:04	60324	4,800.43
126	000:02:05	60767	4,835.68
127	000:02:06	61166	4,867.44
128	000:02:07	61608	4,902.61
129	000:02:08	62049	4,937.70
130	000:02:09	62486	4,972.48
131	000:02:10	62921	5,007.09
132	000:02:11	63356	5,041.71
133	000:02:12	63747	5,072.83
134	000:02:13	64178	5,107.12
135	000:02:14	64605	5,141.10
136	000:02:15	65035	5,175.32
137	000:02:16	65461	5,209.22
138	000:02:17	65886	5,243.04
139	000:02:18	66305	5,276.38
140	000:02:19	66683	5,306.46
141	000:02:20	67100	5,339.65
142	000:02:21	67514	5,372.59
143	000:02:22	67926	5,405.38
144	000:02:23	68331	5,437.61
145	000:02:24	68736	5,469.84
146	000:02:25	69098	5,498.64
147	000:02:26	69500	5,530.63
148	000:02:27	69895	5,562.07
149	000:02:28	70291	5,593.58
150	000:02:29	70681	5,624.62
151	000:02:30	71036	5,652.87
152	000:02:31	71421	5,683.50
153	000:02:32	71802	5,713.82
154	000:02:33	72181	5,743.98

HM Data Download - Concrete Test Results

READ #	TIME	LOAD	STRESS (PSI)
155	000:02:34	72557	5,773.90
156	000:02:35	72890	5,800.40
157	000:02:36	73251	5,829.13
158	000:02:37	73611	5,857.78
159	000:02:38	73961	5,885.63
160	000:02:39	74273	5,910.46
161	000:02:40	74610	5,937.28
162	000:02:41	74936	5,963.22
163	000:02:42	75255	5,988.60
164	000:02:43	75569	6,013.59
165	000:02:44	75873	6,037.78
166	000:02:45	76143	6,059.27
167	000:02:46	76436	6,082.58
168	000:02:47	76711	6,104.47
169	000:02:48	76970	6,125.08
170	000:02:49	77188	6,142.43
171	000:02:50	77408	6,159.93
172	000:02:51	77602	6,175.37
173	000:02:52	77777	6,189.30
174	000:02:53	77916	6,200.36
175	000:02:54	78005	6,207.44
176	000:02:55	77998	6,206.88
177	000:02:56	77866	6,196.38
178	000:02:57	77524	6,169.16
179	000:02:58	76456	6,084.18
180	000:02:58	21363	1,700.01

Concrete Test

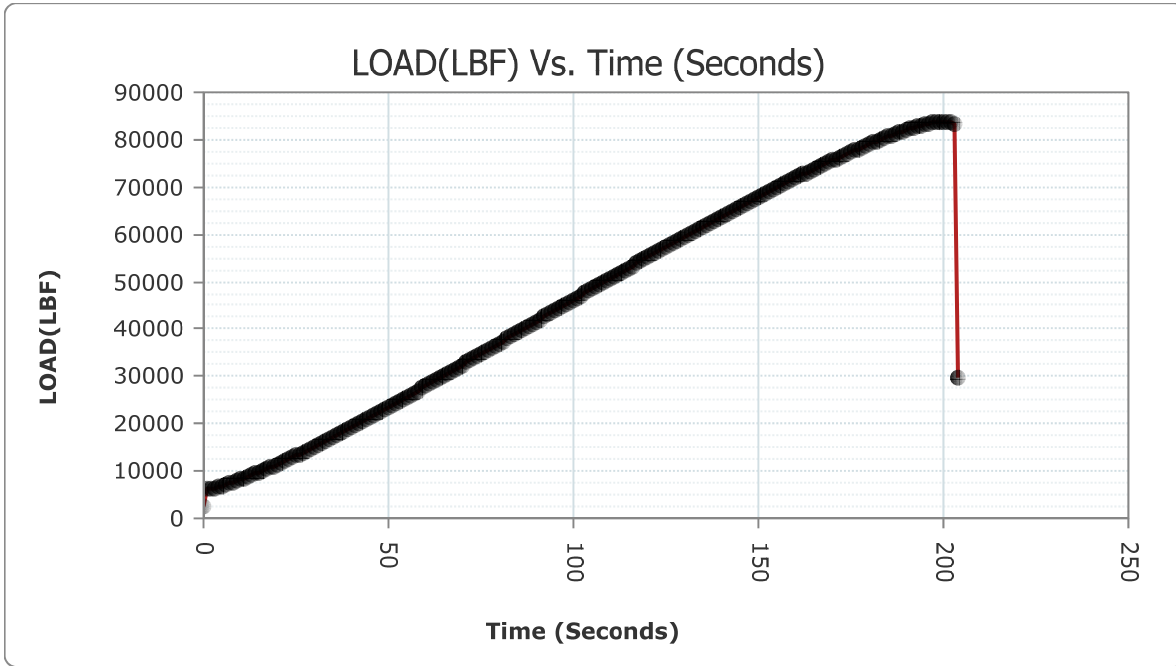
Sample Identification: Y28_3

Machine ID: 6a127

Test Type: ASTM C39

3/10/2020

TYPE	PEAK VALUES	UNITS
LOAD	83913	LBF
Diameter	4.00	IN
Length	8.00	IN
Cross-Sectional Area	12.57	IN ²
Sample Age	0.0	day(s)
Corrected Stress	6677.61	PSI
Average Pace Rate	30.60	PSI/SEC
Fracture Type	Type 1	
Correction Factor	1.000	
Temperature @ START	75.8	°F
Temperature @ FINISH	75.4	°F



READ #	TIME	LOAD	STRESS (PSI)
1	000:00:00	2695	214.46
2	000:00:01	6113	486.46

HM Data Download - Concrete Test Results

READ #	TIME	LOAD	STRESS (PSI)
3	000:00:02	6219	494.89
4	000:00:03	6424	511.21
5	000:00:04	6657	529.75
6	000:00:05	6905	549.48
7	000:00:06	7164	570.09
8	000:00:07	7428	591.10
9	000:00:08	7672	610.52
10	000:00:09	7957	633.20
11	000:00:10	8244	656.04
12	000:00:11	8539	679.51
13	000:00:12	8839	703.39
14	000:00:13	9148	727.97
15	000:00:14	9433	750.65
16	000:00:15	9753	776.12
17	000:00:16	10079	802.06
18	000:00:17	10413	828.64
19	000:00:18	10754	855.78
20	000:00:19	11065	880.52
21	000:00:20	11417	908.54
22	000:00:21	11775	937.02
23	000:00:22	12138	965.91
24	000:00:23	12471	992.41
25	000:00:24	12841	1,021.85
26	000:00:25	13216	1,051.70
27	000:00:26	13597	1,082.01
28	000:00:27	13941	1,109.39
29	000:00:28	14329	1,140.27
30	000:00:29	14717	1,171.14
31	000:00:30	15112	1,202.57
32	000:00:31	15512	1,234.41
33	000:00:32	15877	1,263.45
34	000:00:33	16279	1,295.44
35	000:00:34	16687	1,327.91
36	000:00:35	17098	1,360.62
37	000:00:36	17510	1,393.40
38	000:00:37	17925	1,426.43
39	000:00:38	18301	1,456.35
40	000:00:39	18723	1,489.93

HM Data Download - Concrete Test Results

READ #	TIME	LOAD	STRESS (PSI)
41	000:00:40	19149	1,523.83
42	000:00:41	19574	1,557.65
43	000:00:42	20004	1,591.87
44	000:00:43	20437	1,626.32
45	000:00:44	20825	1,657.20
46	000:00:45	21263	1,692.06
47	000:00:46	21699	1,726.75
48	000:00:47	22139	1,761.77
49	000:00:48	22579	1,796.78
50	000:00:49	23026	1,832.35
51	000:00:50	23468	1,867.52
52	000:00:51	23871	1,899.59
53	000:00:52	24322	1,935.48
54	000:00:53	24766	1,970.82
55	000:00:54	25219	2,006.86
56	000:00:55	25671	2,042.83
57	000:00:56	26123	2,078.80
58	000:00:57	26533	2,111.43
59	000:00:58	26988	2,147.64
60	000:00:59	27443	2,183.84
61	000:01:00	27902	2,220.37
62	000:01:01	28360	2,256.82
63	000:01:02	28817	2,293.18
64	000:01:03	29231	2,326.13
65	000:01:04	29691	2,362.73
66	000:01:05	30152	2,399.42
67	000:01:06	30611	2,435.95
68	000:01:07	31072	2,472.63
69	000:01:08	31535	2,509.48
70	000:01:09	31999	2,546.40
71	000:01:10	32415	2,579.50
72	000:01:11	32879	2,616.43
73	000:01:12	33342	2,653.27
74	000:01:13	33806	2,690.20
75	000:01:14	34270	2,727.12
76	000:01:15	34734	2,764.04
77	000:01:16	35152	2,797.31
78	000:01:17	35621	2,834.63

HM Data Download - Concrete Test Results

READ #	TIME	LOAD	STRESS (PSI)
79	000:01:18	36090	2,871.95
80	000:01:19	36559	2,909.27
81	000:01:20	37029	2,946.67
82	000:01:21	37453	2,980.42
83	000:01:22	37922	3,017.74
84	000:01:23	38394	3,055.30
85	000:01:24	38864	3,092.70
86	000:01:25	39285	3,126.20
87	000:01:26	39755	3,163.60
88	000:01:27	40223	3,200.84
89	000:01:28	40694	3,238.33
90	000:01:29	41117	3,271.99
91	000:01:30	41589	3,309.55
92	000:01:31	42056	3,346.71
93	000:01:32	42489	3,381.17
94	000:01:33	42961	3,418.73
95	000:01:34	43428	3,455.89
96	000:01:35	43897	3,493.21
97	000:01:36	44320	3,526.87
98	000:01:37	44786	3,563.96
99	000:01:38	45254	3,601.20
100	000:01:39	45722	3,638.44
101	000:01:40	46138	3,671.55
102	000:01:41	46607	3,708.87
103	000:01:42	47073	3,745.95
104	000:01:43	47537	3,782.87
105	000:01:44	47955	3,816.14
106	000:01:45	48420	3,853.14
107	000:01:46	48882	3,889.91
108	000:01:47	49346	3,926.83
109	000:01:48	49764	3,960.09
110	000:01:49	50225	3,996.78
111	000:01:50	50687	4,033.54
112	000:01:51	51144	4,069.91
113	000:01:52	51558	4,102.86
114	000:01:53	52017	4,139.38
115	000:01:54	52477	4,175.99
116	000:01:55	52933	4,212.27

HM Data Download - Concrete Test Results

READ #	TIME	LOAD	STRESS (PSI)
117	000:01:56	53346	4,245.14
118	000:01:57	53803	4,281.51
119	000:01:58	54255	4,317.48
120	000:01:59	54711	4,353.76
121	000:02:00	55119	4,386.23
122	000:02:01	55574	4,422.44
123	000:02:02	56025	4,458.33
124	000:02:03	56478	4,494.38
125	000:02:04	56927	4,530.11
126	000:02:05	57329	4,562.10
127	000:02:06	57777	4,597.75
128	000:02:07	58224	4,633.32
129	000:02:08	58669	4,668.73
130	000:02:09	59071	4,700.72
131	000:02:10	59515	4,736.05
132	000:02:11	59956	4,771.15
133	000:02:12	60397	4,806.24
134	000:02:13	60790	4,837.51
135	000:02:14	61230	4,872.53
136	000:02:15	61667	4,907.30
137	000:02:16	62102	4,941.92
138	000:02:17	62495	4,973.19
139	000:02:18	62928	5,007.65
140	000:02:19	63361	5,042.11
141	000:02:20	63792	5,076.41
142	000:02:21	64180	5,107.28
143	000:02:22	64611	5,141.58
144	000:02:23	65032	5,175.08
145	000:02:24	65458	5,208.98
146	000:02:25	65838	5,239.22
147	000:02:26	66260	5,272.80
148	000:02:27	66685	5,306.62
149	000:02:28	67103	5,339.89
150	000:02:29	67479	5,369.81
151	000:02:30	67896	5,402.99
152	000:02:31	68312	5,436.10
153	000:02:32	68727	5,469.12
154	000:02:33	69101	5,498.88

HM Data Download - Concrete Test Results

READ #	TIME	LOAD	STRESS (PSI)
155	000:02:34	69512	5,531.59
156	000:02:35	69918	5,563.90
157	000:02:36	70282	5,592.86
158	000:02:37	70687	5,625.09
159	000:02:38	71090	5,657.16
160	000:02:39	71488	5,688.83
161	000:02:40	71842	5,717.00
162	000:02:41	72238	5,748.52
163	000:02:42	72632	5,779.87
164	000:02:43	73024	5,811.07
165	000:02:44	73370	5,838.60
166	000:02:45	73753	5,869.08
167	000:02:46	74135	5,899.48
168	000:02:47	74513	5,929.56
169	000:02:48	74854	5,956.69
170	000:02:49	75229	5,986.53
171	000:02:50	75600	6,016.06
172	000:02:51	75968	6,045.34
173	000:02:52	76332	6,074.31
174	000:02:53	76657	6,100.17
175	000:02:54	77016	6,128.74
176	000:02:55	77370	6,156.91
177	000:02:56	77725	6,185.16
178	000:02:57	78036	6,209.91
179	000:02:58	78384	6,237.60
180	000:02:59	78724	6,264.66
181	000:03:00	79060	6,291.40
182	000:03:01	79363	6,315.51
183	000:03:02	79688	6,341.37
184	000:03:03	80006	6,366.68
185	000:03:04	80321	6,391.74
186	000:03:05	80603	6,414.18
187	000:03:06	80908	6,438.45
188	000:03:07	81199	6,461.61
189	000:03:08	81485	6,484.37
190	000:03:09	81738	6,504.50
191	000:03:10	82013	6,526.39
192	000:03:11	82281	6,547.71

HM Data Download - Concrete Test Results

READ #	TIME	LOAD	STRESS (PSI)
193	000:03:12	82537	6,568.09
194	000:03:13	82758	6,585.67
195	000:03:14	82995	6,604.53
196	000:03:15	83205	6,621.24
197	000:03:16	83387	6,635.73
198	000:03:17	83541	6,647.98
199	000:03:18	83688	6,659.68
200	000:03:19	83806	6,669.07
201	000:03:20	83884	6,675.28
202	000:03:21	83913	6,677.58
203	000:03:22	83851	6,672.65
204	000:03:23	83190	6,620.05
205	000:03:23	29898	2,379.21

Mix A - Yellow

Target Temp: 90 F

Date Cast:	5/15/2020	Temp During Casting (F):	87
Time of Casting:	11:10:00 AM	Air Content (%):	5.8

Test Date:					Compressive Strength (psi)	AVE Compressive Strength (psi)
Date:	Time interval	Target Time	Actual Test Time	Time Elapsed (hr)		
5/15/2020	1.5 HR	12:40:00 PM	12:56:00 PM	1.77	4290	
5/15/2020	1.5 HR	12:40:00 PM	12:58:00 PM	1.80	2443	3397
5/15/2020	1.5 HR	12:40:00 PM	1:00:00 PM	1.83	3458	
5/15/2020	2 HR	1:10:00 PM	1:48:00 PM	2.63	3901	
5/15/2020	2 HR	1:10:00 PM	1:51:00 PM	2.68	4755	4596
5/15/2020	2 HR	1:10:00 PM	1:55:00 PM	2.75	5131	
5/15/2020	2.5 HR	1:40:00 PM	2:45:00 PM	3.58	5056	
5/15/2020	2.5 HR	1:40:00 PM	2:49:00 PM	3.65	4588	4314
5/15/2020	2.5 HR	1:40:00 PM	2:52:00 PM	3.70	3298	
5/15/2020	3 HR	2:10:00 PM	3:58:00 PM	4.80	3591	
5/15/2020	3 HR	2:10:00 PM	4:03:00 PM	4.88	5503	4800
5/15/2020	3 HR	2:10:00 PM	4:07:00 PM	4.95	5307	
5/15/2020	3.5 HR	2:40:00 PM	4:50:00 PM	5.67	3023	
5/15/2020	3.5 HR	2:40:00 PM	4:55:00 PM	5.75	5558	4792
5/15/2020	3.5 HR	2:40:00 PM	4:59:00 PM	5.82	5796	
5/15/2020	4 HR	3:10:00 PM	5:42:00 PM	6.53	5209	
5/15/2020	4 HR	3:10:00 PM	5:47:00 PM	6.62	4565	4745
5/15/2020	4 HR	3:10:00 PM	5:50:00 PM	6.67	4461	
5/15/2020	6 HR	5:10:00 PM	6:20:00 PM	7.17	5334	
5/15/2020	6 HR	5:10:00 PM	6:23:00 PM	7.22	5030	5307
5/15/2020	6 HR	5:10:00 PM	6:26:00 PM	7.27	5556	
5/16/2020	24 HR	11:10:00 AM	11:00:00 AM	23.83	6706	
5/16/2020	24 HR	11:10:00 AM	11:04:00 AM	23.90	5524	6158
5/16/2020	24 HR	11:10:00 AM	11:08:00 AM	23.97	6244	
5/18/2020	3 DAY	11:10:00 AM	11:11:00 AM	72.02	6230	
5/18/2020	3 DAY	11:10:00 AM	11:22:00 AM	72.20	6200	6179
5/18/2020	3 DAY	11:10:00 AM	11:30:00 AM	72.33	6107	
6/12/2020	28 DAY	11:10:00 AM	10:57:00 AM	671.78	7823	
6/12/2020	28 DAY	11:10:00 AM	11:02:00 AM	671.87	8133	7801
6/12/2020	28 DAY	11:10:00 AM	11:07:00 AM	671.95	7447	

Concrete Test

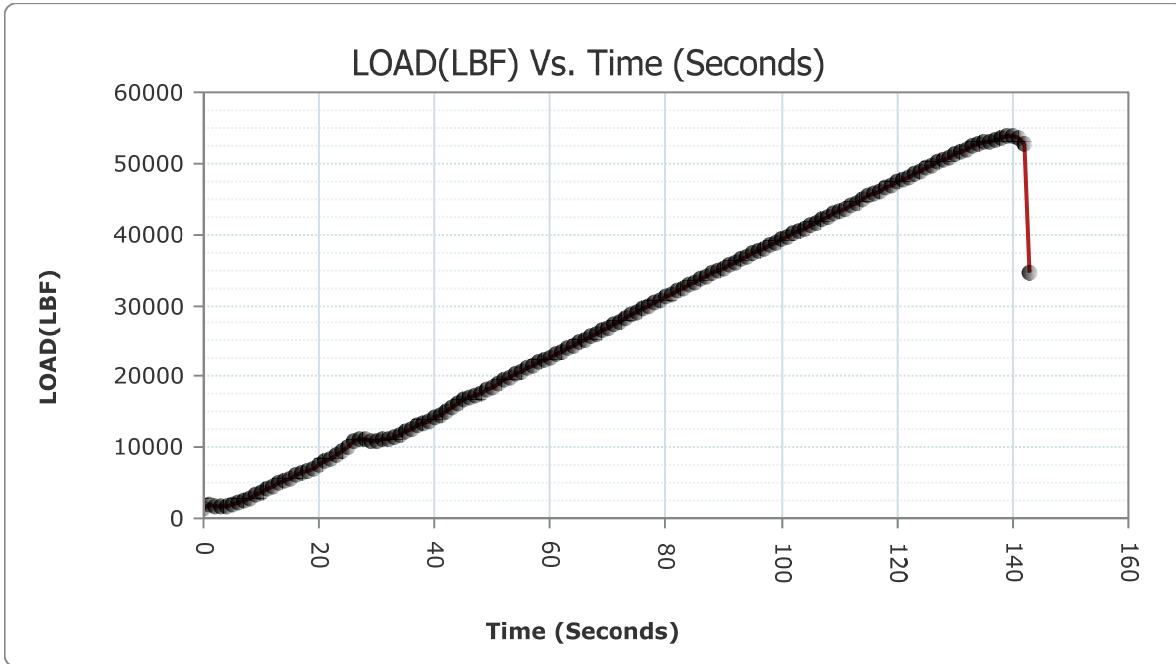
Sample Identification: Y15_1

Machine ID: 6a127

Test Type: ASTM C39

5/15/2020

TYPE	PEAK VALUES	UNITS
LOAD	53910	LBF
Diameter	4.00	IN
Length	8.00	IN
Cross-Sectional Area	12.57	IN ²
Sample Age	0.0	day(s)
Corrected Stress	4290.02	PSI
Average Pace Rate	391.16	LBF
Fracture Type	Type 6	
Correction Factor	1.000	
Temperature @ START	83.5	°F
Temperature @ FINISH	83.2	°F



READ #	TIME	LOAD	STRESS (PSI)
1	000:00:00	1286	102.34
2	000:00:01	1859	147.93

HM Data Download - Concrete Test Results

READ #	TIME	LOAD	STRESS (PSI)
3	000:00:02	1802	143.40
4	000:00:03	1783	141.89
5	000:00:04	1792	142.60
6	000:00:05	1894	150.72
7	000:00:06	2123	168.94
8	000:00:07	2450	194.96
9	000:00:08	2812	223.77
10	000:00:09	3231	257.11
11	000:00:10	3651	290.54
12	000:00:11	4073	324.12
13	000:00:12	4503	358.34
14	000:00:13	4958	394.55
15	000:00:14	5300	421.76
16	000:00:15	5663	450.65
17	000:00:16	6009	478.18
18	000:00:17	6353	505.56
19	000:00:18	6719	534.68
20	000:00:19	7099	564.92
21	000:00:20	7460	593.65
22	000:00:21	7965	633.83
23	000:00:22	8493	675.85
24	000:00:23	9037	719.14
25	000:00:24	9594	763.47
26	000:00:25	10172	809.46
27	000:00:26	10767	856.81
28	000:00:27	11065	880.52
29	000:00:28	11027	877.50
30	000:00:29	11001	875.43
31	000:00:30	10986	874.24
32	000:00:31	11029	877.66
33	000:00:32	11186	890.15
34	000:00:33	11439	910.29
35	000:00:34	11818	940.45
36	000:00:35	12222	972.60
37	000:00:36	12628	1,004.90
38	000:00:37	13066	1,039.76
39	000:00:38	13428	1,068.57
40	000:00:39	13739	1,093.31

HM Data Download - Concrete Test Results

READ #	TIME	LOAD	STRESS (PSI)
41	000:00:40	14135	1,124.83
42	000:00:41	14602	1,161.99
43	000:00:42	15127	1,203.77
44	000:00:43	15624	1,243.32
45	000:00:44	16139	1,284.30
46	000:00:45	16610	1,321.78
47	000:00:46	17016	1,354.09
48	000:00:47	17325	1,378.68
49	000:00:48	17710	1,409.32
50	000:00:49	18113	1,441.39
51	000:00:50	18520	1,473.77
52	000:00:51	18972	1,509.74
53	000:00:52	19432	1,546.35
54	000:00:53	19850	1,579.61
55	000:00:54	20314	1,616.54
56	000:00:55	20758	1,651.87
57	000:00:56	21167	1,684.42
58	000:00:57	21581	1,717.36
59	000:00:58	21940	1,745.93
60	000:00:59	22334	1,777.28
61	000:01:00	22727	1,808.56
62	000:01:01	23123	1,840.07
63	000:01:02	23519	1,871.58
64	000:01:03	23937	1,904.85
65	000:01:04	24326	1,935.80
66	000:01:05	24758	1,970.18
67	000:01:06	25189	2,004.48
68	000:01:07	25624	2,039.09
69	000:01:08	26060	2,073.79
70	000:01:09	26495	2,108.41
71	000:01:10	26885	2,139.44
72	000:01:11	27317	2,173.82
73	000:01:12	27750	2,208.27
74	000:01:13	28181	2,242.57
75	000:01:14	28613	2,276.95
76	000:01:15	29045	2,311.33
77	000:01:16	29475	2,345.55
78	000:01:17	29861	2,376.26

HM Data Download - Concrete Test Results

READ #	TIME	LOAD	STRESS (PSI)
79	000:01:18	30294	2,410.72
80	000:01:19	30725	2,445.02
81	000:01:20	31157	2,479.40
82	000:01:21	31584	2,513.37
83	000:01:22	32013	2,547.51
84	000:01:23	32400	2,578.31
85	000:01:24	32828	2,612.37
86	000:01:25	33254	2,646.27
87	000:01:26	33665	2,678.98
88	000:01:27	34077	2,711.76
89	000:01:28	34483	2,744.07
90	000:01:29	34889	2,776.38
91	000:01:30	35259	2,805.82
92	000:01:31	35665	2,838.13
93	000:01:32	36076	2,870.84
94	000:01:33	36483	2,903.22
95	000:01:34	36890	2,935.61
96	000:01:35	37293	2,967.68
97	000:01:36	37655	2,996.49
98	000:01:37	38061	3,028.80
99	000:01:38	38464	3,060.87
100	000:01:39	38868	3,093.02
101	000:01:40	39236	3,122.30
102	000:01:41	39643	3,154.69
103	000:01:42	40052	3,187.24
104	000:01:43	40470	3,220.50
105	000:01:44	40847	3,250.50
106	000:01:45	41261	3,283.45
107	000:01:46	41675	3,316.39
108	000:01:47	42081	3,348.70
109	000:01:48	42482	3,380.61
110	000:01:49	42894	3,413.40
111	000:01:50	43261	3,442.60
112	000:01:51	43674	3,475.47
113	000:01:52	44088	3,508.41
114	000:01:53	44510	3,541.99
115	000:01:54	44931	3,575.50
116	000:01:55	45349	3,608.76

HM Data Download - Concrete Test Results

READ #	TIME	LOAD	STRESS (PSI)
117	000:01:56	45728	3,638.92
118	000:01:57	46137	3,671.47
119	000:01:58	46535	3,703.14
120	000:01:59	46932	3,734.73
121	000:02:00	47327	3,766.16
122	000:02:01	47674	3,793.78
123	000:02:02	48061	3,824.57
124	000:02:03	48476	3,857.60
125	000:02:04	48899	3,891.26
126	000:02:05	49317	3,924.52
127	000:02:06	49732	3,957.55
128	000:02:07	50107	3,987.39
129	000:02:08	50516	4,019.94
130	000:02:09	50914	4,051.61
131	000:02:10	51297	4,082.09
132	000:02:11	51664	4,111.29
133	000:02:12	52015	4,139.22
134	000:02:13	52342	4,165.24
135	000:02:14	52617	4,187.13
136	000:02:15	52900	4,209.65
137	000:02:16	53152	4,229.70
138	000:02:17	53412	4,250.39
139	000:02:18	53701	4,273.39
140	000:02:19	53875	4,287.24
141	000:02:20	53897	4,288.99
142	000:02:21	53652	4,269.49
143	000:02:22	52819	4,203.20
144	000:02:22	34580	2,751.79

Concrete Test

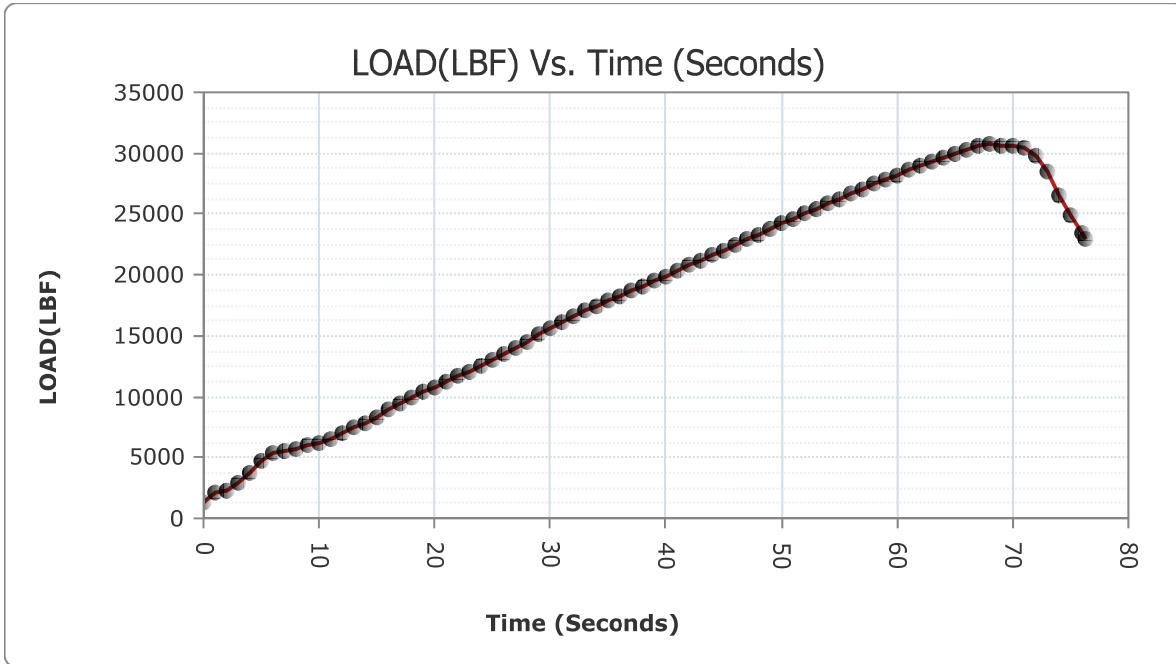
Sample Identification: Y15_2

Machine ID: 6a127

Test Type: ASTM C39

5/15/2020

TYPE	PEAK VALUES	UNITS
LOAD	30708	LBF
Diameter	4.00	IN
Length	8.00	IN
Cross-Sectional Area	12.57	IN ²
Sample Age	0.0	day(s)
Corrected Stress	2443.68	PSI
Average Pace Rate	407.21	LBF
Fracture Type	Type 6	
Correction Factor	1.000	
Temperature @ START	82.9	°F
Temperature @ FINISH	82.7	°F



READ #	TIME	LOAD	STRESS (PSI)
1	000:00:00	1307	104.01
2	000:00:01	2177	173.24

HM Data Download - Concrete Test Results

READ #	TIME	LOAD	STRESS (PSI)
3	000:00:02	2260	179.85
4	000:00:03	2868	228.23
5	000:00:04	3742	297.78
6	000:00:05	4799	381.89
7	000:00:06	5394	429.24
8	000:00:07	5539	440.78
9	000:00:08	5734	456.30
10	000:00:09	5947	473.25
11	000:00:10	6236	496.25
12	000:00:11	6593	524.65
13	000:00:12	7016	558.32
14	000:00:13	7486	595.72
15	000:00:14	7884	627.39
16	000:00:15	8342	663.84
17	000:00:16	8885	707.05
18	000:00:17	9414	749.14
19	000:00:18	9925	789.81
20	000:00:19	10364	824.74
21	000:00:20	10818	860.87
22	000:00:21	11264	896.36
23	000:00:22	11714	932.17
24	000:00:23	12124	964.80
25	000:00:24	12579	1,001.01
26	000:00:25	13043	1,037.93
27	000:00:26	13530	1,076.68
28	000:00:27	14006	1,114.56
29	000:00:28	14531	1,156.34
30	000:00:29	15070	1,199.23
31	000:00:30	15613	1,242.44
32	000:00:31	16146	1,284.86
33	000:00:32	16602	1,321.15
34	000:00:33	17036	1,355.68
35	000:00:34	17430	1,387.04
36	000:00:35	17830	1,418.87
37	000:00:36	18248	1,452.13
38	000:00:37	18664	1,485.23
39	000:00:38	19092	1,519.29
40	000:00:39	19482	1,550.33

HM Data Download - Concrete Test Results

READ #	TIME	LOAD	STRESS (PSI)
41	000:00:40	19917	1,584.94
42	000:00:41	20360	1,620.20
43	000:00:42	20799	1,655.13
44	000:00:43	21235	1,689.83
45	000:00:44	21667	1,724.21
46	000:00:45	22054	1,755.00
47	000:00:46	22490	1,789.70
48	000:00:47	22928	1,824.55
49	000:00:48	23360	1,858.93
50	000:00:49	23790	1,893.15
51	000:00:50	24217	1,927.13
52	000:00:51	24602	1,957.77
53	000:00:52	25021	1,991.11
54	000:00:53	25435	2,024.05
55	000:00:54	25846	2,056.76
56	000:00:55	26255	2,089.31
57	000:00:56	26663	2,121.77
58	000:00:57	27068	2,154.00
59	000:00:58	27432	2,182.97
60	000:00:59	27826	2,214.32
61	000:01:00	28213	2,245.12
62	000:01:01	28593	2,275.36
63	000:01:02	28966	2,305.04
64	000:01:03	29330	2,334.01
65	000:01:04	29657	2,360.03
66	000:01:05	29987	2,386.29
67	000:01:06	30278	2,409.45
68	000:01:07	30544	2,430.61
69	000:01:08	30704	2,443.35
70	000:01:09	30682	2,441.60
71	000:01:10	30641	2,438.33
72	000:01:11	30504	2,427.43
73	000:01:12	29856	2,375.86
74	000:01:13	28453	2,264.22
75	000:01:14	26464	2,105.94
76	000:01:15	24950	1,985.46
77	000:01:16	23423	1,863.94
78	000:01:16	23002	1,830.44

Concrete Test

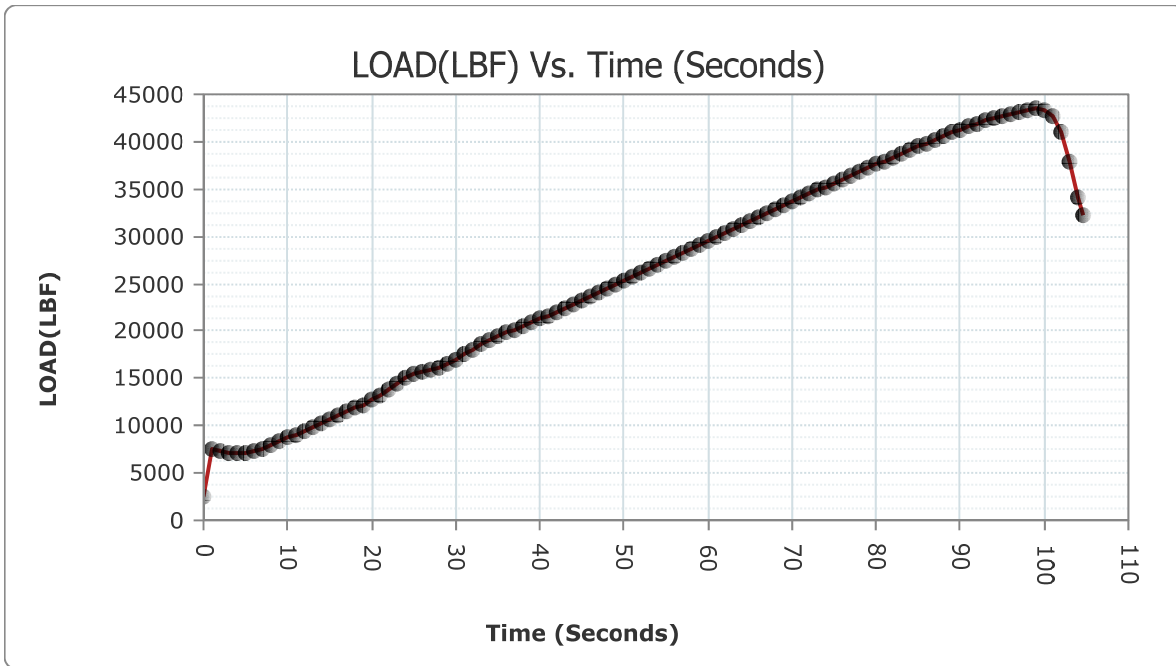
Sample Identification: Y15_3

Machine ID: 6a127

Test Type: ASTM C39

5/15/2020

TYPE	PEAK VALUES	UNITS
LOAD	43452	LBF
Diameter	4.00	IN
Length	8.00	IN
Cross-Sectional Area	12.57	IN ²
Sample Age	0.0	day(s)
Corrected Stress	3457.84	PSI
Average Pace Rate	380.02	LBF
Fracture Type	Type 6	
Correction Factor	1.000	
Temperature @ START	82.9	°F
Temperature @ FINISH	82.9	°F



READ #	TIME	LOAD	STRESS (PSI)
1	000:00:00	2415	192.18
2	000:00:01	7502	596.99

HM Data Download - Concrete Test Results

READ #	TIME	LOAD	STRESS (PSI)
3	000:00:02	7261	577.81
4	000:00:03	7118	566.43
5	000:00:04	7013	558.08
6	000:00:05	7035	559.83
7	000:00:06	7300	580.92
8	000:00:07	7560	601.61
9	000:00:08	7863	625.72
10	000:00:09	8273	658.34
11	000:00:10	8696	692.01
12	000:00:11	9053	720.41
13	000:00:12	9448	751.85
14	000:00:13	9862	784.79
15	000:00:14	10286	818.53
16	000:00:15	10692	850.84
17	000:00:16	11151	887.37
18	000:00:17	11539	918.24
19	000:00:18	11882	945.54
20	000:00:19	12239	973.95
21	000:00:20	12663	1,007.69
22	000:00:21	13130	1,044.85
23	000:00:22	13752	1,094.35
24	000:00:23	14427	1,148.06
25	000:00:24	14972	1,191.43
26	000:00:25	15421	1,227.16
27	000:00:26	15691	1,248.65
28	000:00:27	15924	1,267.19
29	000:00:28	16193	1,288.60
30	000:00:29	16565	1,318.20
31	000:00:30	17014	1,353.93
32	000:00:31	17496	1,392.29
33	000:00:32	18001	1,432.47
34	000:00:33	18527	1,474.33
35	000:00:34	18972	1,509.74
36	000:00:35	19410	1,544.60
37	000:00:36	19814	1,576.75
38	000:00:37	20190	1,606.67
39	000:00:38	20559	1,636.03
40	000:00:39	20927	1,665.32

HM Data Download - Concrete Test Results

READ #	TIME	LOAD	STRESS (PSI)
41	000:00:40	21266	1,692.29
42	000:00:41	21649	1,722.77
43	000:00:42	22042	1,754.05
44	000:00:43	22456	1,786.99
45	000:00:44	22872	1,820.10
46	000:00:45	23287	1,853.12
47	000:00:46	23707	1,886.54
48	000:00:47	24091	1,917.10
49	000:00:48	24507	1,950.21
50	000:00:49	24926	1,983.55
51	000:00:50	25342	2,016.65
52	000:00:51	25761	2,050.00
53	000:00:52	26133	2,079.60
54	000:00:53	26551	2,112.86
55	000:00:54	26972	2,146.36
56	000:00:55	27396	2,180.10
57	000:00:56	27820	2,213.85
58	000:00:57	28246	2,247.75
59	000:00:58	28636	2,278.78
60	000:00:59	29068	2,313.16
61	000:01:00	29499	2,347.46
62	000:01:01	29927	2,381.51
63	000:01:02	30353	2,415.42
64	000:01:03	30776	2,449.08
65	000:01:04	31200	2,482.82
66	000:01:05	31582	2,513.22
67	000:01:06	32003	2,546.72
68	000:01:07	32424	2,580.22
69	000:01:08	32845	2,613.72
70	000:01:09	33262	2,646.91
71	000:01:10	33635	2,676.59
72	000:01:11	34050	2,709.61
73	000:01:12	34461	2,742.32
74	000:01:13	34872	2,775.03
75	000:01:14	35239	2,804.23
76	000:01:15	35646	2,836.62
77	000:01:16	36045	2,868.37
78	000:01:17	36443	2,900.04

HM Data Download - Concrete Test Results

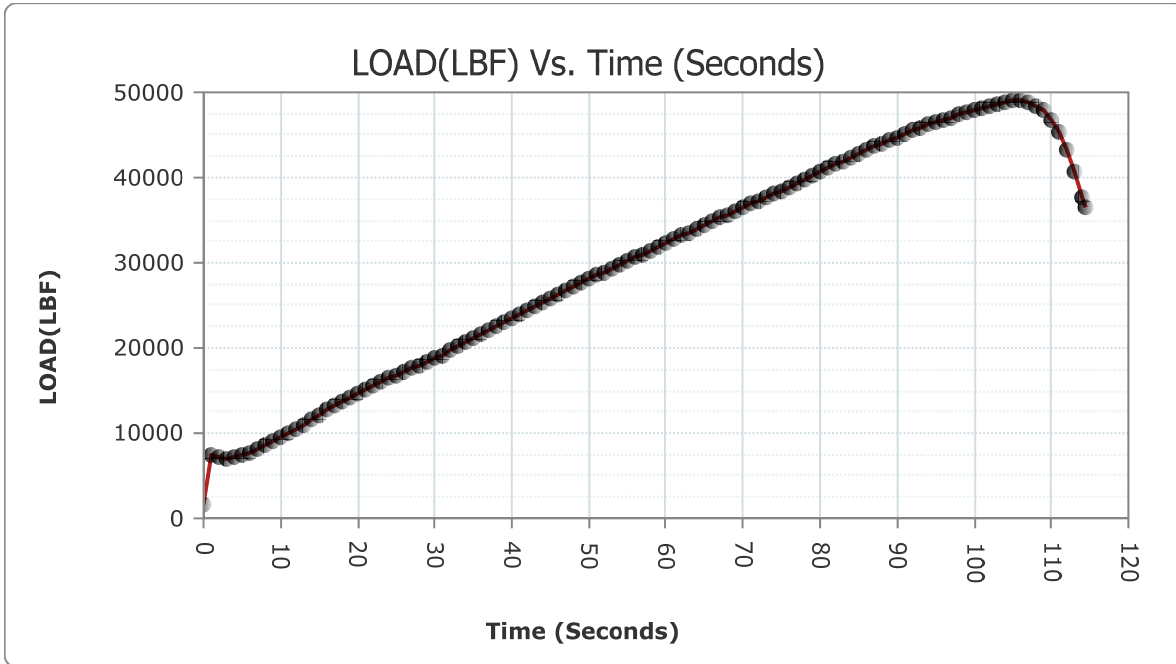
READ #	TIME	LOAD	STRESS (PSI)
79	000:01:18	36796	2,928.13
80	000:01:19	37190	2,959.49
81	000:01:20	37589	2,991.24
82	000:01:21	37975	3,021.95
83	000:01:22	38321	3,049.49
84	000:01:23	38707	3,080.21
85	000:01:24	39089	3,110.60
86	000:01:25	39462	3,140.29
87	000:01:26	39803	3,167.42
88	000:01:27	40178	3,197.26
89	000:01:28	40550	3,226.87
90	000:01:29	40921	3,256.39
91	000:01:30	41241	3,281.85
92	000:01:31	41587	3,309.39
93	000:01:32	41917	3,335.65
94	000:01:33	42226	3,360.24
95	000:01:34	42486	3,380.93
96	000:01:35	42750	3,401.94
97	000:01:36	42975	3,419.84
98	000:01:37	43147	3,433.53
99	000:01:38	43310	3,446.50
100	000:01:39	43450	3,457.64
101	000:01:40	43297	3,445.47
102	000:01:41	42603	3,390.24
103	000:01:42	41101	3,270.71
104	000:01:43	37964	3,021.08
105	000:01:44	34130	2,715.98
106	000:01:44	32162	2,559.37

Concrete Test

Sample Identification: Y2_1
 Machine ID: 6a127

Test Type: ASTM C39
 5/15/2020

TYPE	PEAK VALUES	UNITS
LOAD	49024	LBF
Diameter	4.00	IN
Length	8.00	IN
Cross-Sectional Area	12.57	IN ²
Sample Age	0.0	day(s)
Corrected Stress	3901.19	PSI
Average Pace Rate	394.11	LBF
Fracture Type	Type 1	
Correction Factor	1.000	
Temperature @ START	85.4	°F
Temperature @ FINISH	85.5	°F



READ #	TIME	LOAD	STRESS (PSI)
1	000:00:00	1645	130.90
2	000:00:01	7423	590.70

HM Data Download - Concrete Test Results

READ #	TIME	LOAD	STRESS (PSI)
3	000:00:02	7206	573.44
4	000:00:03	7075	563.01
5	000:00:04	7110	565.80
6	000:00:05	7333	583.54
7	000:00:06	7738	615.77
8	000:00:07	8157	649.11
9	000:00:08	8597	684.13
10	000:00:09	9031	718.66
11	000:00:10	9511	756.86
12	000:00:11	10010	796.57
13	000:00:12	10537	838.51
14	000:00:13	11033	877.98
15	000:00:14	11601	923.18
16	000:00:15	12143	966.31
17	000:00:16	12688	1,009.68
18	000:00:17	13174	1,048.35
19	000:00:18	13700	1,090.21
20	000:00:19	14214	1,131.11
21	000:00:20	14733	1,172.41
22	000:00:21	15181	1,208.07
23	000:00:22	15665	1,246.58
24	000:00:23	16124	1,283.11
25	000:00:24	16506	1,313.51
26	000:00:25	16833	1,339.53
27	000:00:26	17203	1,368.97
28	000:00:27	17581	1,399.05
29	000:00:28	17971	1,430.09
30	000:00:29	18337	1,459.21
31	000:00:30	18748	1,491.92
32	000:00:31	19178	1,526.14
33	000:00:32	19667	1,565.05
34	000:00:33	20123	1,601.34
35	000:00:34	20632	1,641.84
36	000:00:35	21114	1,680.20
37	000:00:36	21596	1,718.56
38	000:00:37	22033	1,753.33
39	000:00:38	22519	1,792.01
40	000:00:39	23007	1,830.84

HM Data Download - Concrete Test Results

READ #	TIME	LOAD	STRESS (PSI)
41	000:00:40	23496	1,869.75
42	000:00:41	23937	1,904.85
43	000:00:42	24427	1,943.84
44	000:00:43	24920	1,983.07
45	000:00:44	25412	2,022.22
46	000:00:45	25855	2,057.48
47	000:00:46	26347	2,096.63
48	000:00:47	26821	2,134.35
49	000:00:48	27252	2,168.65
50	000:00:49	27644	2,199.84
51	000:00:50	28078	2,234.38
52	000:00:51	28512	2,268.91
53	000:00:52	28943	2,303.21
54	000:00:53	29335	2,334.41
55	000:00:54	29770	2,369.02
56	000:00:55	30206	2,403.72
57	000:00:56	30640	2,438.25
58	000:00:57	31027	2,469.05
59	000:00:58	31461	2,503.59
60	000:00:59	31896	2,538.20
61	000:01:00	32326	2,572.42
62	000:01:01	32713	2,603.22
63	000:01:02	33144	2,637.52
64	000:01:03	33572	2,671.57
65	000:01:04	33997	2,705.40
66	000:01:05	34381	2,735.95
67	000:01:06	34807	2,769.85
68	000:01:07	35234	2,803.83
69	000:01:08	35654	2,837.26
70	000:01:09	36035	2,867.57
71	000:01:10	36457	2,901.16
72	000:01:11	36869	2,933.94
73	000:01:12	37285	2,967.05
74	000:01:13	37657	2,996.65
75	000:01:14	38071	3,029.59
76	000:01:15	38482	3,062.30
77	000:01:16	38902	3,095.72
78	000:01:17	39305	3,127.79

HM Data Download - Concrete Test Results

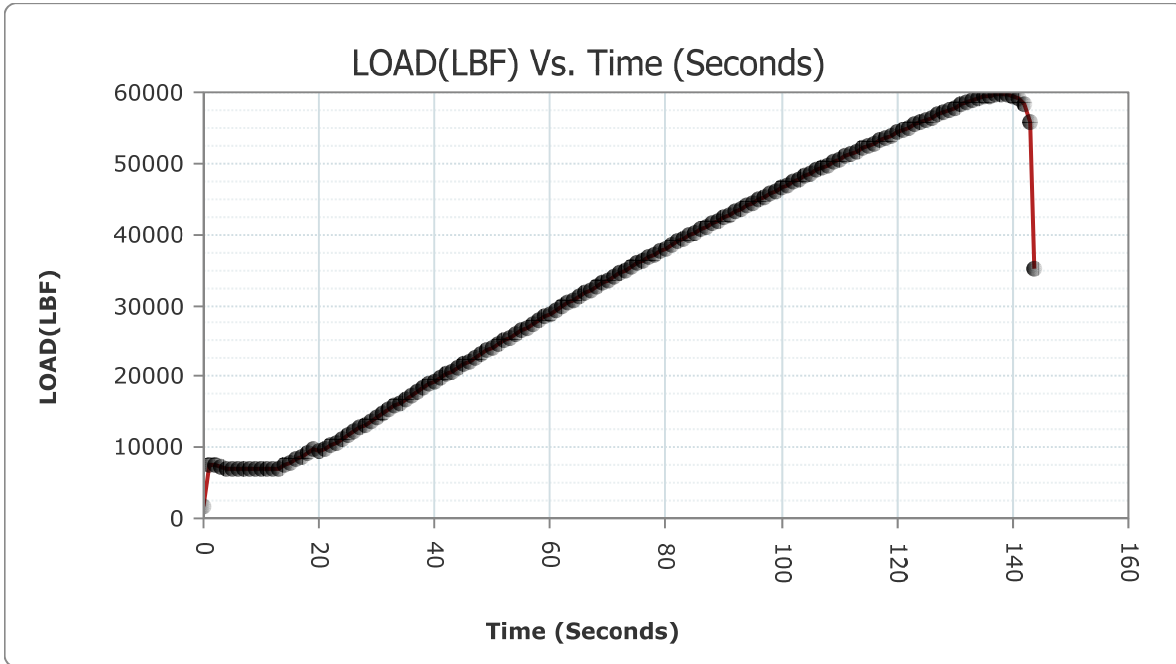
READ #	TIME	LOAD	STRESS (PSI)
79	000:01:18	39764	3,164.32
80	000:01:19	40222	3,200.77
81	000:01:20	40679	3,237.13
82	000:01:21	41084	3,269.36
83	000:01:22	41523	3,304.30
84	000:01:23	41960	3,339.07
85	000:01:24	42391	3,373.37
86	000:01:25	42775	3,403.93
87	000:01:26	43194	3,437.27
88	000:01:27	43605	3,469.98
89	000:01:28	44009	3,502.13
90	000:01:29	44404	3,533.56
91	000:01:30	44756	3,561.57
92	000:01:31	45132	3,591.49
93	000:01:32	45498	3,620.62
94	000:01:33	45856	3,649.10
95	000:01:34	46171	3,674.17
96	000:01:35	46505	3,700.75
97	000:01:36	46820	3,725.82
98	000:01:37	47086	3,746.98
99	000:01:38	47377	3,770.14
100	000:01:39	47688	3,794.89
101	000:01:40	47982	3,818.29
102	000:01:41	48222	3,837.38
103	000:01:42	48456	3,856.01
104	000:01:43	48658	3,872.08
105	000:01:44	48862	3,888.31
106	000:01:45	49013	3,900.33
107	000:01:46	48996	3,898.98
108	000:01:47	48828	3,885.61
109	000:01:48	48442	3,854.89
110	000:01:49	47846	3,807.46
111	000:01:50	46777	3,722.40
112	000:01:51	45292	3,604.22
113	000:01:52	43284	3,444.43
114	000:01:53	40688	3,237.85
115	000:01:54	37588	2,991.16
116	000:01:54	36605	2,912.93

Concrete Test

Sample Identification: Y2_2
 Machine ID: 6a127

Test Type: ASTM C39
 5/15/2020

TYPE	PEAK VALUES	UNITS
LOAD	59756	LBF
Diameter	4.00	IN
Length	8.00	IN
Cross-Sectional Area	12.57	IN ²
Sample Age	0.0	day(s)
Corrected Stress	4755.22	PSI
Average Pace Rate	398.19	LBF
Fracture Type	Type 1	
Correction Factor	1.000	
Temperature @ START	85.4	°F
Temperature @ FINISH	84.9	°F



READ #	TIME	LOAD	STRESS (PSI)
1	000:00:00	1621	129.00
2	000:00:01	7663	609.80

HM Data Download - Concrete Test Results

READ #	TIME	LOAD	STRESS (PSI)
3	000:00:02	7439	591.98
4	000:00:03	7213	573.99
5	000:00:04	7082	563.57
6	000:00:05	6997	556.80
7	000:00:06	6955	553.46
8	000:00:07	6925	551.07
9	000:00:08	6898	548.93
10	000:00:09	6886	547.97
11	000:00:10	6892	548.45
12	000:00:11	6953	553.30
13	000:00:12	7021	558.71
14	000:00:13	7105	565.40
15	000:00:14	7434	591.58
16	000:00:15	7867	626.04
17	000:00:16	8317	661.85
18	000:00:17	8728	694.55
19	000:00:18	9192	731.48
20	000:00:19	9643	767.37
21	000:00:20	9505	756.38
22	000:00:21	9743	775.32
23	000:00:22	10193	811.13
24	000:00:23	10671	849.17
25	000:00:24	11168	888.72
26	000:00:25	11648	926.92
27	000:00:26	12176	968.94
28	000:00:27	12706	1,011.11
29	000:00:28	13187	1,049.39
30	000:00:29	13726	1,092.28
31	000:00:30	14252	1,134.14
32	000:00:31	14773	1,175.60
33	000:00:32	15248	1,213.40
34	000:00:33	15784	1,256.05
35	000:00:34	16325	1,299.10
36	000:00:35	16878	1,343.11
37	000:00:36	17381	1,383.14
38	000:00:37	17910	1,425.23
39	000:00:38	18399	1,464.15
40	000:00:39	18871	1,501.71

HM Data Download - Concrete Test Results

READ #	TIME	LOAD	STRESS (PSI)
41	000:00:40	19299	1,535.77
42	000:00:41	19778	1,573.88
43	000:00:42	20265	1,612.64
44	000:00:43	20759	1,651.95
45	000:00:44	21204	1,687.36
46	000:00:45	21693	1,726.27
47	000:00:46	22174	1,764.55
48	000:00:47	22663	1,803.46
49	000:00:48	23099	1,838.16
50	000:00:49	23582	1,876.60
51	000:00:50	24066	1,915.11
52	000:00:51	24549	1,953.55
53	000:00:52	24983	1,988.08
54	000:00:53	25470	2,026.84
55	000:00:54	25956	2,065.51
56	000:00:55	26444	2,104.35
57	000:00:56	26884	2,139.36
58	000:00:57	27375	2,178.43
59	000:00:58	27865	2,217.43
60	000:00:59	28361	2,256.90
61	000:01:00	28804	2,292.15
62	000:01:01	29295	2,331.22
63	000:01:02	29787	2,370.37
64	000:01:03	30280	2,409.61
65	000:01:04	30775	2,449.00
66	000:01:05	31222	2,484.57
67	000:01:06	31706	2,523.08
68	000:01:07	32186	2,561.28
69	000:01:08	32667	2,599.56
70	000:01:09	33097	2,633.78
71	000:01:10	33579	2,672.13
72	000:01:11	34058	2,710.25
73	000:01:12	34532	2,747.97
74	000:01:13	34955	2,781.63
75	000:01:14	35421	2,818.71
76	000:01:15	35885	2,855.64
77	000:01:16	36344	2,892.16
78	000:01:17	36747	2,924.23

HM Data Download - Concrete Test Results

READ #	TIME	LOAD	STRESS (PSI)
79	000:01:18	37194	2,959.80
80	000:01:19	37642	2,995.46
81	000:01:20	38089	3,031.03
82	000:01:21	38491	3,063.02
83	000:01:22	38934	3,098.27
84	000:01:23	39379	3,133.68
85	000:01:24	39823	3,169.01
86	000:01:25	40230	3,201.40
87	000:01:26	40671	3,236.50
88	000:01:27	41113	3,271.67
89	000:01:28	41507	3,303.02
90	000:01:29	41944	3,337.80
91	000:01:30	42380	3,372.49
92	000:01:31	42816	3,407.19
93	000:01:32	43211	3,438.62
94	000:01:33	43644	3,473.08
95	000:01:34	44075	3,507.38
96	000:01:35	44505	3,541.60
97	000:01:36	44897	3,572.79
98	000:01:37	45325	3,606.85
99	000:01:38	45751	3,640.75
100	000:01:39	46176	3,674.57
101	000:01:40	46556	3,704.81
102	000:01:41	46975	3,738.15
103	000:01:42	47398	3,771.81
104	000:01:43	47811	3,804.68
105	000:01:44	48187	3,834.60
106	000:01:45	48601	3,867.54
107	000:01:46	49009	3,900.01
108	000:01:47	49414	3,932.24
109	000:01:48	49777	3,961.13
110	000:01:49	50179	3,993.12
111	000:01:50	50578	4,024.87
112	000:01:51	50973	4,056.30
113	000:01:52	51324	4,084.23
114	000:01:53	51715	4,115.35
115	000:01:54	52099	4,145.91
116	000:01:55	52482	4,176.38

HM Data Download - Concrete Test Results

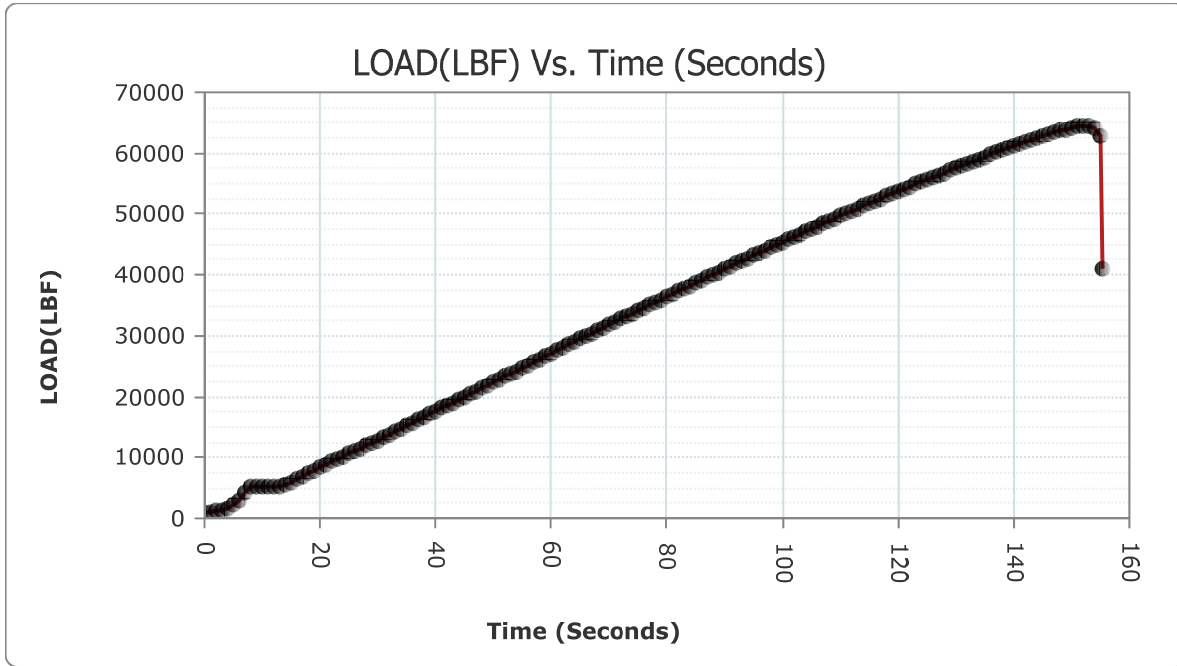
READ #	TIME	LOAD	STRESS (PSI)
117	000:01:56	52859	4,206.39
118	000:01:57	53203	4,233.76
119	000:01:58	53597	4,265.11
120	000:01:59	53982	4,295.75
121	000:02:00	54372	4,326.79
122	000:02:01	54717	4,354.24
123	000:02:02	55093	4,384.16
124	000:02:03	55461	4,413.45
125	000:02:04	55821	4,442.09
126	000:02:05	56135	4,467.08
127	000:02:06	56480	4,494.54
128	000:02:07	56820	4,521.59
129	000:02:08	57192	4,551.19
130	000:02:09	57539	4,578.81
131	000:02:10	57893	4,606.98
132	000:02:11	58230	4,633.80
133	000:02:12	58537	4,658.23
134	000:02:13	58796	4,678.84
135	000:02:14	59067	4,700.40
136	000:02:15	59310	4,719.74
137	000:02:16	59510	4,735.66
138	000:02:17	59651	4,746.88
139	000:02:18	59746	4,754.44
140	000:02:19	59735	4,753.56
141	000:02:20	59554	4,739.16
142	000:02:21	59196	4,710.67
143	000:02:22	58332	4,641.91
144	000:02:23	55806	4,440.90
145	000:02:23	35191	2,800.41

Concrete Test

Sample Identification: Y2_3
 Machine ID: 6a127

Test Type: ASTM C39
 5/15/2020

TYPE	PEAK VALUES	UNITS
LOAD	64479	LBF
Diameter	4.00	IN
Length	8.00	IN
Cross-Sectional Area	12.57	IN ²
Sample Age	0.0	day(s)
Corrected Stress	5131.06	PSI
Average Pace Rate	398.37	LBF
Fracture Type	Type 1	
Correction Factor	1.000	
Temperature @ START	84.8	°F
Temperature @ FINISH	84.7	°F



READ #	TIME	LOAD	STRESS (PSI)
1	000:00:00	1033	82.20
2	000:00:01	1110	88.33

HM Data Download - Concrete Test Results

READ #	TIME	LOAD	STRESS (PSI)
3	000:00:02	1142	90.88
4	000:00:03	1408	112.05
5	000:00:04	1790	142.44
6	000:00:05	2275	181.04
7	000:00:06	3069	244.22
8	000:00:07	4071	323.96
9	000:00:08	5074	403.78
10	000:00:09	5253	418.02
11	000:00:10	5191	413.09
12	000:00:11	5161	410.70
13	000:00:12	5140	409.03
14	000:00:13	5242	417.15
15	000:00:14	5528	439.90
16	000:00:15	5908	470.14
17	000:00:16	6371	506.99
18	000:00:17	6837	544.07
19	000:00:18	7350	584.89
20	000:00:19	7861	625.56
21	000:00:20	8374	666.38
22	000:00:21	8820	701.87
23	000:00:22	9312	741.03
24	000:00:23	9780	778.27
25	000:00:24	10220	813.28
26	000:00:25	10649	847.42
27	000:00:26	11032	877.90
28	000:00:27	11467	912.51
29	000:00:28	11912	947.93
30	000:00:29	12366	984.05
31	000:00:30	12783	1,017.24
32	000:00:31	13254	1,054.72
33	000:00:32	13733	1,092.84
34	000:00:33	14216	1,131.27
35	000:00:34	14659	1,166.53
36	000:00:35	15158	1,206.24
37	000:00:36	15660	1,246.18
38	000:00:37	16164	1,286.29
39	000:00:38	16609	1,321.70
40	000:00:39	17106	1,361.25

HM Data Download - Concrete Test Results

READ #	TIME	LOAD	STRESS (PSI)
41	000:00:40	17602	1,400.72
42	000:00:41	18094	1,439.87
43	000:00:42	18533	1,474.81
44	000:00:43	19014	1,513.09
45	000:00:44	19499	1,551.68
46	000:00:45	19985	1,590.36
47	000:00:46	20433	1,626.01
48	000:00:47	20917	1,664.52
49	000:00:48	21401	1,703.04
50	000:00:49	21834	1,737.49
51	000:00:50	22318	1,776.01
52	000:00:51	22803	1,814.61
53	000:00:52	23289	1,853.28
54	000:00:53	23732	1,888.53
55	000:00:54	24222	1,927.53
56	000:00:55	24716	1,966.84
57	000:00:56	25210	2,006.15
58	000:00:57	25653	2,041.40
59	000:00:58	26141	2,080.23
60	000:00:59	26637	2,119.71
61	000:01:00	27128	2,158.78
62	000:01:01	27571	2,194.03
63	000:01:02	28066	2,233.42
64	000:01:03	28559	2,272.65
65	000:01:04	29038	2,310.77
66	000:01:05	29467	2,344.91
67	000:01:06	29941	2,382.63
68	000:01:07	30419	2,420.67
69	000:01:08	30894	2,458.47
70	000:01:09	31318	2,492.21
71	000:01:10	31786	2,529.45
72	000:01:11	32259	2,567.09
73	000:01:12	32729	2,604.49
74	000:01:13	33200	2,641.97
75	000:01:14	33622	2,675.55
76	000:01:15	34089	2,712.72
77	000:01:16	34560	2,750.20
78	000:01:17	35030	2,787.60

HM Data Download - Concrete Test Results

READ #	TIME	LOAD	STRESS (PSI)
79	000:01:18	35452	2,821.18
80	000:01:19	35926	2,858.90
81	000:01:20	36396	2,896.30
82	000:01:21	36865	2,933.62
83	000:01:22	37291	2,967.52
84	000:01:23	37762	3,005.00
85	000:01:24	38230	3,042.25
86	000:01:25	38699	3,079.57
87	000:01:26	39123	3,113.31
88	000:01:27	39589	3,150.39
89	000:01:28	40059	3,187.79
90	000:01:29	40521	3,224.56
91	000:01:30	40940	3,257.90
92	000:01:31	41403	3,294.75
93	000:01:32	41864	3,331.43
94	000:01:33	42326	3,368.20
95	000:01:34	42742	3,401.30
96	000:01:35	43194	3,437.27
97	000:01:36	43652	3,473.72
98	000:01:37	44105	3,509.76
99	000:01:38	44511	3,542.07
100	000:01:39	44963	3,578.04
101	000:01:40	45411	3,613.69
102	000:01:41	45862	3,649.58
103	000:01:42	46260	3,681.25
104	000:01:43	46706	3,716.75
105	000:01:44	47148	3,751.92
106	000:01:45	47586	3,786.77
107	000:01:46	47985	3,818.52
108	000:01:47	48432	3,854.10
109	000:01:48	48863	3,888.39
110	000:01:49	49257	3,919.75
111	000:01:50	49686	3,953.89
112	000:01:51	50113	3,987.87
113	000:01:52	50533	4,021.29
114	000:01:53	50909	4,051.21
115	000:01:54	51328	4,084.55
116	000:01:55	51742	4,117.50

HM Data Download - Concrete Test Results

READ #	TIME	LOAD	STRESS (PSI)
117	000:01:56	52153	4,150.20
118	000:01:57	52521	4,179.49
119	000:01:58	52926	4,211.72
120	000:01:59	53328	4,243.71
121	000:02:00	53727	4,275.46
122	000:02:01	54085	4,303.95
123	000:02:02	54475	4,334.98
124	000:02:03	54865	4,366.02
125	000:02:04	55249	4,396.58
126	000:02:05	55646	4,428.17
127	000:02:06	56011	4,457.21
128	000:02:07	56414	4,489.28
129	000:02:08	56809	4,520.72
130	000:02:09	57200	4,551.83
131	000:02:10	57542	4,579.05
132	000:02:11	57922	4,609.29
133	000:02:12	58301	4,639.45
134	000:02:13	58675	4,669.21
135	000:02:14	59006	4,695.55
136	000:02:15	59385	4,725.71
137	000:02:16	59771	4,756.43
138	000:02:17	60151	4,786.66
139	000:02:18	60485	4,813.24
140	000:02:19	60849	4,842.21
141	000:02:20	61196	4,869.82
142	000:02:21	61548	4,897.83
143	000:02:22	61865	4,923.06
144	000:02:23	62205	4,950.12
145	000:02:24	62535	4,976.38
146	000:02:25	62843	5,000.89
147	000:02:26	63111	5,022.21
148	000:02:27	63408	5,045.85
149	000:02:28	63688	5,068.13
150	000:02:29	63941	5,088.26
151	000:02:30	64139	5,104.02
152	000:02:31	64327	5,118.98
153	000:02:32	64452	5,128.93
154	000:02:33	64459	5,129.48

HM Data Download - Concrete Test Results

READ #	TIME	LOAD	STRESS (PSI)
155	000:02:34	64233	5,111.50
156	000:02:35	62974	5,011.31
157	000:02:35	41175	3,276.60

Concrete Test

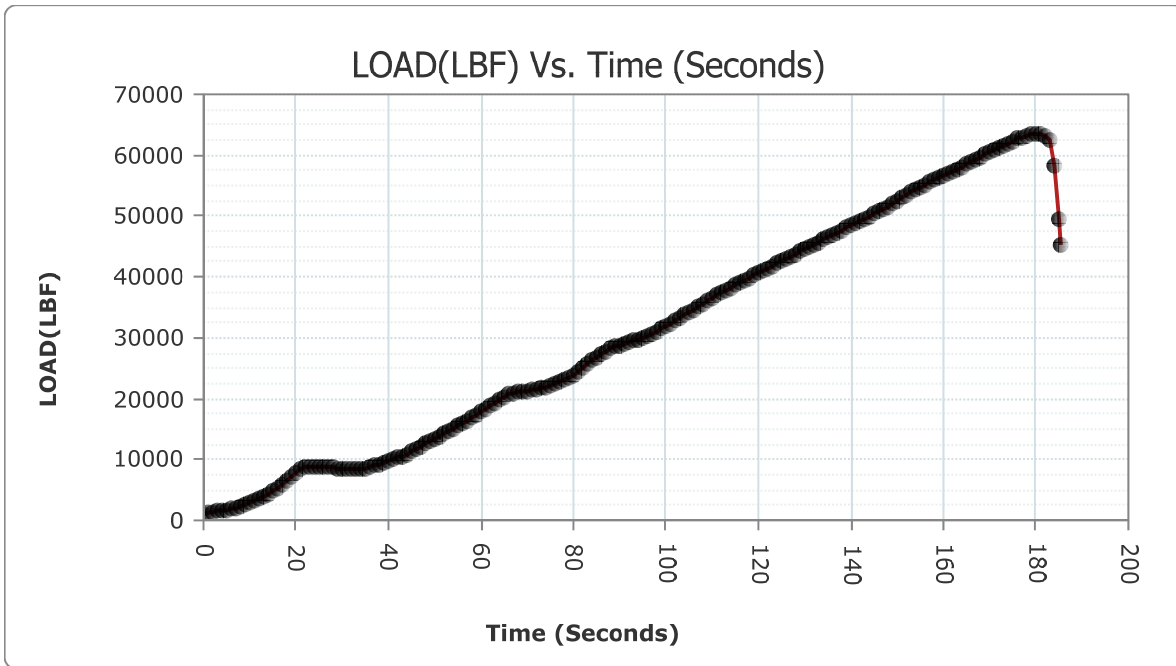
Sample Identification: Y25_1

Machine ID: 6a127

Test Type: ASTM C39

5/15/2020

TYPE	PEAK VALUES	UNITS
LOAD	63537	LBF
Diameter	4.00	IN
Length	8.00	IN
Cross-Sectional Area	12.57	IN ²
Sample Age	0.0	day(s)
Corrected Stress	5056.13	PSI
Average Pace Rate	399.25	LBF
Fracture Type	Type 1	
Correction Factor	1.000	
Temperature @ START	85.3	°F
Temperature @ FINISH	85.3	°F



READ #	TIME	LOAD	STRESS (PSI)
1	000:00:00	1002	79.74
2	000:00:01	1191	94.78

HM Data Download - Concrete Test Results

READ #	TIME	LOAD	STRESS (PSI)
3	000:00:02	1402	111.57
4	000:00:03	1478	117.62
5	000:00:04	1620	128.92
6	000:00:05	1760	140.06
7	000:00:06	1928	153.43
8	000:00:07	2115	168.31
9	000:00:08	2346	186.69
10	000:00:09	2596	206.58
11	000:00:10	2896	230.46
12	000:00:11	3195	254.25
13	000:00:12	3527	280.67
14	000:00:13	3868	307.81
15	000:00:14	4285	340.99
16	000:00:15	4744	377.52
17	000:00:16	5268	419.21
18	000:00:17	5815	462.74
19	000:00:18	6462	514.23
20	000:00:19	7162	569.93
21	000:00:20	7847	624.44
22	000:00:21	8416	669.72
23	000:00:22	8897	708.00
24	000:00:23	8852	704.42
25	000:00:24	8797	700.04
26	000:00:25	8749	696.22
27	000:00:26	8712	693.28
28	000:00:27	8689	691.45
29	000:00:28	8646	688.03
30	000:00:29	8610	685.16
31	000:00:30	8582	682.93
32	000:00:31	8551	680.47
33	000:00:32	8517	677.76
34	000:00:33	8489	675.53
35	000:00:34	8475	674.42
36	000:00:35	8571	682.06
37	000:00:36	8842	703.62
38	000:00:37	9071	721.85
39	000:00:38	9275	738.08
40	000:00:39	9494	755.51

HM Data Download - Concrete Test Results

READ #	TIME	LOAD	STRESS (PSI)
41	000:00:40	9731	774.37
42	000:00:41	10013	796.81
43	000:00:42	10265	816.86
44	000:00:43	10548	839.38
45	000:00:44	10882	865.96
46	000:00:45	11273	897.08
47	000:00:46	11627	925.25
48	000:00:47	12082	961.46
49	000:00:48	12563	999.73
50	000:00:49	12972	1,032.28
51	000:00:50	13344	1,061.88
52	000:00:51	13764	1,095.30
53	000:00:52	14196	1,129.68
54	000:00:53	14640	1,165.01
55	000:00:54	15047	1,197.40
56	000:00:55	15495	1,233.05
57	000:00:56	15951	1,269.34
58	000:00:57	16368	1,302.52
59	000:00:58	16840	1,340.08
60	000:00:59	17320	1,378.28
61	000:01:00	17806	1,416.96
62	000:01:01	18253	1,452.53
63	000:01:02	18754	1,492.40
64	000:01:03	19261	1,532.74
65	000:01:04	19772	1,573.41
66	000:01:05	20240	1,610.65
67	000:01:06	20675	1,645.26
68	000:01:07	20854	1,659.51
69	000:01:08	21004	1,671.45
70	000:01:09	21102	1,679.24
71	000:01:10	21210	1,687.84
72	000:01:11	21356	1,699.46
73	000:01:12	21518	1,712.35
74	000:01:13	21700	1,726.83
75	000:01:14	21930	1,745.13
76	000:01:15	22200	1,766.62
77	000:01:16	22485	1,789.30
78	000:01:17	22759	1,811.10

HM Data Download - Concrete Test Results

READ #	TIME	LOAD	STRESS (PSI)
79	000:01:18	23031	1,832.75
80	000:01:19	23432	1,864.66
81	000:01:20	23926	1,903.97
82	000:01:21	24501	1,949.73
83	000:01:22	25040	1,992.62
84	000:01:23	25632	2,039.73
85	000:01:24	26229	2,087.24
86	000:01:25	26833	2,135.30
87	000:01:26	27311	2,173.34
88	000:01:27	27801	2,212.33
89	000:01:28	28185	2,242.89
90	000:01:29	28512	2,268.91
91	000:01:30	28752	2,288.01
92	000:01:31	28994	2,307.27
93	000:01:32	29242	2,327.00
94	000:01:33	29488	2,346.58
95	000:01:34	29713	2,364.49
96	000:01:35	29992	2,386.69
97	000:01:36	30305	2,411.60
98	000:01:37	30654	2,439.37
99	000:01:38	31009	2,467.62
100	000:01:39	31443	2,502.15
101	000:01:40	31883	2,537.17
102	000:01:41	32349	2,574.25
103	000:01:42	32780	2,608.55
104	000:01:43	33252	2,646.11
105	000:01:44	33729	2,684.07
106	000:01:45	34204	2,721.87
107	000:01:46	34629	2,755.69
108	000:01:47	35106	2,793.65
109	000:01:48	35581	2,831.45
110	000:01:49	36056	2,869.25
111	000:01:50	36489	2,903.70
112	000:01:51	36962	2,941.34
113	000:01:52	37439	2,979.30
114	000:01:53	37851	3,012.09
115	000:01:54	38227	3,042.01
116	000:01:55	38630	3,074.08

HM Data Download - Concrete Test Results

READ #	TIME	LOAD	STRESS (PSI)
117	000:01:56	39037	3,106.47
118	000:01:57	39402	3,135.51
119	000:01:58	39805	3,167.58
120	000:01:59	40212	3,199.97
121	000:02:00	40615	3,232.04
122	000:02:01	41023	3,264.51
123	000:02:02	41388	3,293.55
124	000:02:03	41789	3,325.46
125	000:02:04	42195	3,357.77
126	000:02:05	42597	3,389.76
127	000:02:06	42962	3,418.81
128	000:02:07	43364	3,450.80
129	000:02:08	43767	3,482.87
130	000:02:09	44169	3,514.86
131	000:02:10	44528	3,543.43
132	000:02:11	44928	3,575.26
133	000:02:12	45331	3,607.33
134	000:02:13	45730	3,639.08
135	000:02:14	46088	3,667.57
136	000:02:15	46486	3,699.24
137	000:02:16	46881	3,730.67
138	000:02:17	47275	3,762.02
139	000:02:18	47630	3,790.27
140	000:02:19	48027	3,821.87
141	000:02:20	48415	3,852.74
142	000:02:21	48806	3,883.86
143	000:02:22	49157	3,911.79
144	000:02:23	49546	3,942.75
145	000:02:24	49933	3,973.54
146	000:02:25	50318	4,004.18
147	000:02:26	50665	4,031.79
148	000:02:27	51087	4,065.37
149	000:02:28	51524	4,100.15
150	000:02:29	52010	4,138.82
151	000:02:30	52465	4,175.03
152	000:02:31	52961	4,214.50
153	000:02:32	53456	4,253.89
154	000:02:33	53942	4,292.57

HM Data Download - Concrete Test Results

READ #	TIME	LOAD	STRESS (PSI)
155	000:02:34	54374	4,326.95
156	000:02:35	54785	4,359.65
157	000:02:36	55166	4,389.97
158	000:02:37	55544	4,420.05
159	000:02:38	55886	4,447.27
160	000:02:39	56266	4,477.51
161	000:02:40	56644	4,507.59
162	000:02:41	57017	4,537.27
163	000:02:42	57354	4,564.09
164	000:02:43	57722	4,593.37
165	000:02:44	58105	4,623.85
166	000:02:45	58499	4,655.20
167	000:02:46	58845	4,682.74
168	000:02:47	59242	4,714.33
169	000:02:48	59688	4,749.82
170	000:02:49	60123	4,784.44
171	000:02:50	60498	4,814.28
172	000:02:51	60901	4,846.35
173	000:02:52	61289	4,877.22
174	000:02:53	61657	4,906.51
175	000:02:54	61985	4,932.61
176	000:02:55	62342	4,961.02
177	000:02:56	62688	4,988.55
178	000:02:57	62989	5,012.51
179	000:02:58	63199	5,029.22
180	000:02:59	63383	5,043.86
181	000:03:00	63519	5,054.68
182	000:03:01	63501	5,053.25
183	000:03:02	63279	5,035.58
184	000:03:03	62499	4,973.51
185	000:03:04	58355	4,643.74
186	000:03:05	49467	3,936.46
187	000:03:05	45134	3,591.65

Concrete Test

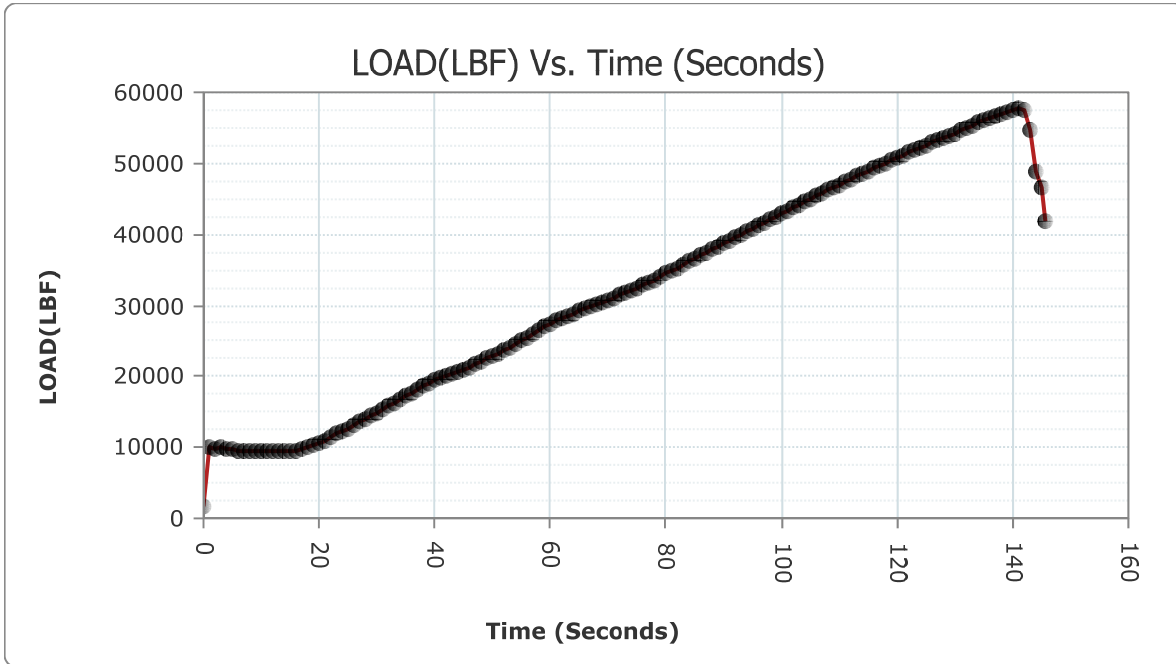
Sample Identification: Y25_2

Machine ID: 6a127

Test Type: ASTM C39

5/15/2020

TYPE	PEAK VALUES	UNITS
LOAD	57652	LBF
Diameter	4.00	IN
Length	8.00	IN
Cross-Sectional Area	12.57	IN ²
Sample Age	0.0	day(s)
Corrected Stress	4587.76	PSI
Average Pace Rate	375.09	LBF
Fracture Type	Type 1	
Correction Factor	1.000	
Temperature @ START	85.1	°F
Temperature @ FINISH	84.8	°F



READ #	TIME	LOAD	STRESS (PSI)
1	000:00:00	1769	140.77
2	000:00:01	10113	804.77

HM Data Download - Concrete Test Results

READ #	TIME	LOAD	STRESS (PSI)
3	000:00:02	9753	776.12
4	000:00:03	10017	797.13
5	000:00:04	9853	784.08
6	000:00:05	9710	772.70
7	000:00:06	9588	762.99
8	000:00:07	9548	759.81
9	000:00:08	9515	757.18
10	000:00:09	9494	755.51
11	000:00:10	9504	756.30
12	000:00:11	9509	756.70
13	000:00:12	9508	756.62
14	000:00:13	9499	755.91
15	000:00:14	9484	754.71
16	000:00:15	9499	755.91
17	000:00:16	9602	764.10
18	000:00:17	9825	781.85
19	000:00:18	10043	799.20
20	000:00:19	10352	823.79
21	000:00:20	10671	849.17
22	000:00:21	10990	874.56
23	000:00:22	11429	909.49
24	000:00:23	11868	944.43
25	000:00:24	12300	978.80
26	000:00:25	12693	1,010.08
27	000:00:26	13133	1,045.09
28	000:00:27	13582	1,080.82
29	000:00:28	14035	1,116.87
30	000:00:29	14449	1,149.81
31	000:00:30	14918	1,187.14
32	000:00:31	15391	1,224.78
33	000:00:32	15847	1,261.06
34	000:00:33	16259	1,293.85
35	000:00:34	16731	1,331.41
36	000:00:35	17203	1,368.97
37	000:00:36	17686	1,407.41
38	000:00:37	18180	1,446.72
39	000:00:38	18572	1,477.91
40	000:00:39	18988	1,511.02

HM Data Download - Concrete Test Results

READ #	TIME	LOAD	STRESS (PSI)
41	000:00:40	19401	1,543.88
42	000:00:41	19723	1,569.51
43	000:00:42	20020	1,593.14
44	000:00:43	20354	1,619.72
45	000:00:44	20694	1,646.78
46	000:00:45	21037	1,674.07
47	000:00:46	21347	1,698.74
48	000:00:47	21698	1,726.67
49	000:00:48	22089	1,757.79
50	000:00:49	22492	1,789.86
51	000:00:50	22852	1,818.50
52	000:00:51	23261	1,851.05
53	000:00:52	23671	1,883.68
54	000:00:53	24111	1,918.69
55	000:00:54	24549	1,953.55
56	000:00:55	25035	1,992.22
57	000:00:56	25526	2,031.29
58	000:00:57	26022	2,070.76
59	000:00:58	26481	2,107.29
60	000:00:59	27005	2,148.99
61	000:01:00	27461	2,185.28
62	000:01:01	27872	2,217.98
63	000:01:02	28253	2,248.30
64	000:01:03	28590	2,275.12
65	000:01:04	28866	2,297.08
66	000:01:05	29182	2,322.23
67	000:01:06	29496	2,347.22
68	000:01:07	29810	2,372.20
69	000:01:08	30100	2,395.28
70	000:01:09	30419	2,420.67
71	000:01:10	30743	2,446.45
72	000:01:11	31082	2,473.43
73	000:01:12	31408	2,499.37
74	000:01:13	31771	2,528.26
75	000:01:14	32134	2,557.14
76	000:01:15	32498	2,586.11
77	000:01:16	32826	2,612.21
78	000:01:17	33196	2,641.65

HM Data Download - Concrete Test Results

READ #	TIME	LOAD	STRESS (PSI)
79	000:01:18	33588	2,672.85
80	000:01:19	34028	2,707.86
81	000:01:20	34467	2,742.80
82	000:01:21	34857	2,773.83
83	000:01:22	35291	2,808.37
84	000:01:23	35728	2,843.14
85	000:01:24	36165	2,877.92
86	000:01:25	36558	2,909.19
87	000:01:26	36995	2,943.97
88	000:01:27	37433	2,978.82
89	000:01:28	37872	3,013.76
90	000:01:29	38264	3,044.95
91	000:01:30	38702	3,079.81
92	000:01:31	39136	3,114.34
93	000:01:32	39574	3,149.20
94	000:01:33	39967	3,180.47
95	000:01:34	40399	3,214.85
96	000:01:35	40834	3,249.47
97	000:01:36	41263	3,283.61
98	000:01:37	41652	3,314.56
99	000:01:38	42085	3,349.02
100	000:01:39	42510	3,382.84
101	000:01:40	42940	3,417.06
102	000:01:41	43320	3,447.30
103	000:01:42	43748	3,481.36
104	000:01:43	44171	3,515.02
105	000:01:44	44590	3,548.36
106	000:01:45	44968	3,578.44
107	000:01:46	45385	3,611.62
108	000:01:47	45799	3,644.57
109	000:01:48	46213	3,677.51
110	000:01:49	46583	3,706.96
111	000:01:50	46992	3,739.50
112	000:01:51	47396	3,771.65
113	000:01:52	47799	3,803.72
114	000:01:53	48162	3,832.61
115	000:01:54	48559	3,864.20
116	000:01:55	48955	3,895.72

HM Data Download - Concrete Test Results

READ #	TIME	LOAD	STRESS (PSI)
117	000:01:56	49342	3,926.51
118	000:01:57	49691	3,954.28
119	000:01:58	50075	3,984.84
120	000:01:59	50456	4,015.16
121	000:02:00	50790	4,041.74
122	000:02:01	51157	4,070.94
123	000:02:02	51522	4,099.99
124	000:02:03	51879	4,128.40
125	000:02:04	52201	4,154.02
126	000:02:05	52548	4,181.64
127	000:02:06	52893	4,209.09
128	000:02:07	53230	4,235.91
129	000:02:08	53528	4,259.62
130	000:02:09	53857	4,285.80
131	000:02:10	54198	4,312.94
132	000:02:11	54612	4,345.88
133	000:02:12	54976	4,374.85
134	000:02:13	55355	4,405.01
135	000:02:14	55709	4,433.18
136	000:02:15	56042	4,459.68
137	000:02:16	56351	4,484.27
138	000:02:17	56607	4,504.64
139	000:02:18	56895	4,527.56
140	000:02:19	57224	4,553.74
141	000:02:20	57472	4,573.48
142	000:02:21	57630	4,586.05
143	000:02:22	57574	4,581.59
144	000:02:23	54660	4,349.70
145	000:02:24	48767	3,880.75
146	000:02:25	46517	3,701.71
147	000:02:25	41908	3,334.93

Concrete Test

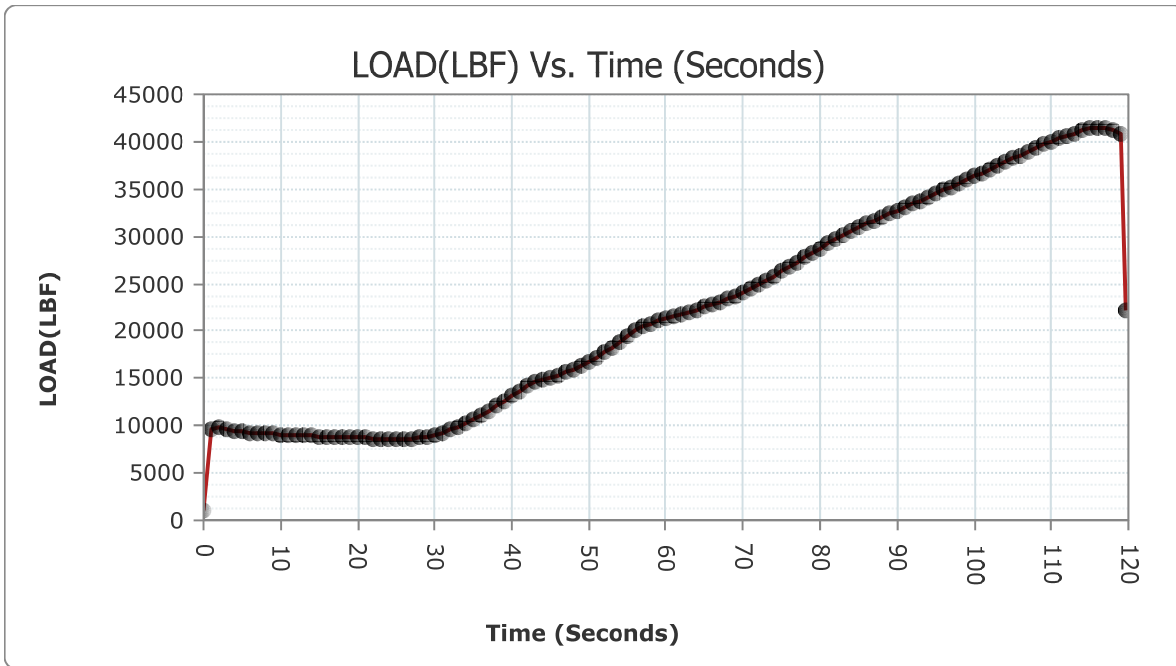
Sample Identification: Y25_3

Machine ID: 6a127

Test Type: ASTM C39

5/15/2020

TYPE	PEAK VALUES	UNITS
LOAD	41450	LBF
Diameter	4.00	IN
Length	8.00	IN
Cross-Sectional Area	12.57	IN ²
Sample Age	0.0	day(s)
Corrected Stress	3298.46	PSI
Average Pace Rate	359.91	LBF
Fracture Type	Type 1	
Correction Factor	1.000	
Temperature @ START	84.6	°F
Temperature @ FINISH	84.2	°F



READ #	TIME	LOAD	STRESS (PSI)
1	000:00:00	1063	84.59
2	000:00:01	9636	766.81

HM Data Download - Concrete Test Results

READ #	TIME	LOAD	STRESS (PSI)
3	000:00:02	9781	778.35
4	000:00:03	9552	760.12
5	000:00:04	9445	751.61
6	000:00:05	9357	744.61
7	000:00:06	9289	739.20
8	000:00:07	9229	734.42
9	000:00:08	9181	730.60
10	000:00:09	9135	726.94
11	000:00:10	9079	722.48
12	000:00:11	9034	718.90
13	000:00:12	8995	715.80
14	000:00:13	8954	712.54
15	000:00:14	8916	709.51
16	000:00:15	8881	706.73
17	000:00:16	8849	704.18
18	000:00:17	8819	701.79
19	000:00:18	8791	699.57
20	000:00:19	8764	697.42
21	000:00:20	8737	695.27
22	000:00:21	8712	693.28
23	000:00:22	8685	691.13
24	000:00:23	8664	689.46
25	000:00:24	8644	687.87
26	000:00:25	8641	687.63
27	000:00:26	8653	688.58
28	000:00:27	8678	690.57
29	000:00:28	8727	694.47
30	000:00:29	8785	699.09
31	000:00:30	8920	709.83
32	000:00:31	9232	734.66
33	000:00:32	9556	760.44
34	000:00:33	9852	784.00
35	000:00:34	10192	811.05
36	000:00:35	10623	845.35
37	000:00:36	11094	882.83
38	000:00:37	11560	919.92
39	000:00:38	12078	961.14
40	000:00:39	12624	1,004.59

HM Data Download - Concrete Test Results

READ #	TIME	LOAD	STRESS (PSI)
41	000:00:40	13188	1,049.47
42	000:00:41	13666	1,087.51
43	000:00:42	14152	1,126.18
44	000:00:43	14590	1,161.04
45	000:00:44	14901	1,185.78
46	000:00:45	15114	1,202.73
47	000:00:46	15369	1,223.03
48	000:00:47	15652	1,245.55
49	000:00:48	15998	1,273.08
50	000:00:49	16336	1,299.98
51	000:00:50	16786	1,335.79
52	000:00:51	17246	1,372.39
53	000:00:52	17780	1,414.89
54	000:00:53	18301	1,456.35
55	000:00:54	18904	1,504.33
56	000:00:55	19524	1,553.67
57	000:00:56	20055	1,595.93
58	000:00:57	20463	1,628.39
59	000:00:58	20808	1,655.85
60	000:00:59	21059	1,675.82
61	000:01:00	21313	1,696.03
62	000:01:01	21533	1,713.54
63	000:01:02	21787	1,733.75
64	000:01:03	22039	1,753.81
65	000:01:04	22263	1,771.63
66	000:01:05	22517	1,791.85
67	000:01:06	22768	1,811.82
68	000:01:07	23023	1,832.11
69	000:01:08	23362	1,859.09
70	000:01:09	23695	1,885.59
71	000:01:10	24060	1,914.63
72	000:01:11	24432	1,944.24
73	000:01:12	24876	1,979.57
74	000:01:13	25280	2,011.72
75	000:01:14	25768	2,050.55
76	000:01:15	26278	2,091.14
77	000:01:16	26796	2,132.36
78	000:01:17	27256	2,168.96

HM Data Download - Concrete Test Results

READ #	TIME	LOAD	STRESS (PSI)
79	000:01:18	27767	2,209.63
80	000:01:19	28269	2,249.58
81	000:01:20	28772	2,289.60
82	000:01:21	29218	2,325.09
83	000:01:22	29716	2,364.72
84	000:01:23	30208	2,403.88
85	000:01:24	30627	2,437.22
86	000:01:25	30951	2,463.00
87	000:01:26	31315	2,491.97
88	000:01:27	31681	2,521.09
89	000:01:28	32048	2,550.30
90	000:01:29	32376	2,576.40
91	000:01:30	32739	2,605.29
92	000:01:31	33104	2,634.33
93	000:01:32	33465	2,663.06
94	000:01:33	33788	2,688.76
95	000:01:34	34146	2,717.25
96	000:01:35	34503	2,745.66
97	000:01:36	34857	2,773.83
98	000:01:37	35172	2,798.90
99	000:01:38	35526	2,827.07
100	000:01:39	35933	2,859.46
101	000:01:40	36337	2,891.61
102	000:01:41	36695	2,920.10
103	000:01:42	37083	2,950.97
104	000:01:43	37464	2,981.29
105	000:01:44	37856	3,012.48
106	000:01:45	38209	3,040.58
107	000:01:46	38611	3,072.57
108	000:01:47	39003	3,103.76
109	000:01:48	39376	3,133.44
110	000:01:49	39698	3,159.07
111	000:01:50	40041	3,186.36
112	000:01:51	40362	3,211.91
113	000:01:52	40663	3,235.86
114	000:01:53	40911	3,255.59
115	000:01:54	41143	3,274.06
116	000:01:55	41338	3,289.57

HM Data Download - Concrete Test Results

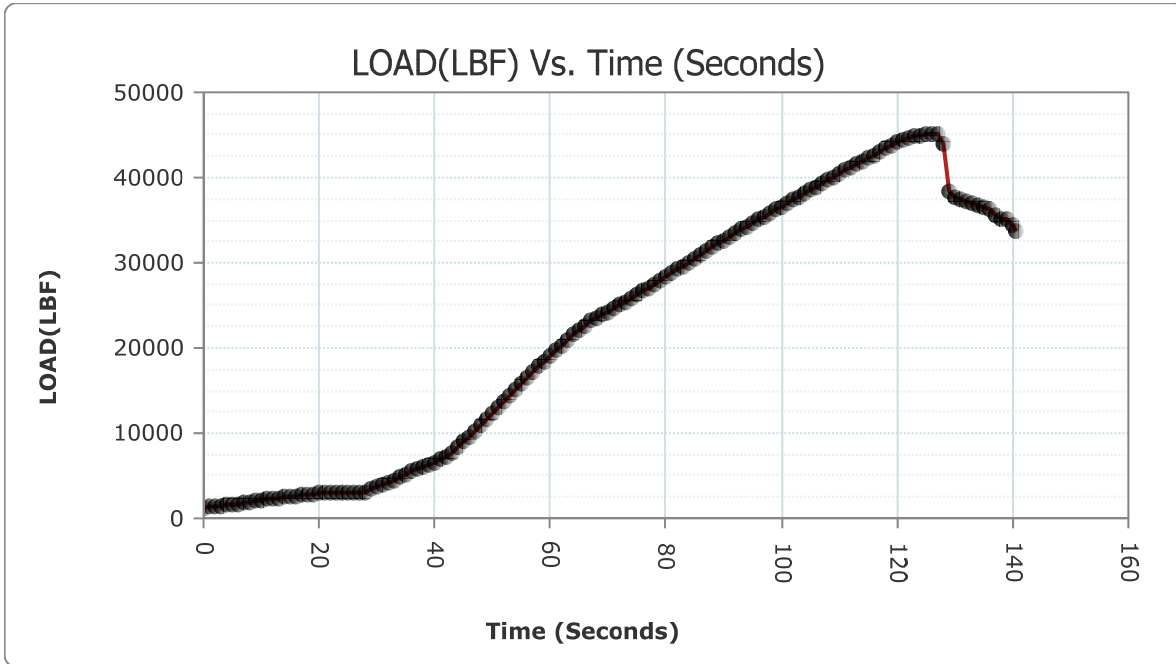
READ #	TIME	LOAD	STRESS (PSI)
117	000:01:56	41444	3,298.01
118	000:01:57	41425	3,296.50
119	000:01:58	41251	3,282.65
120	000:01:59	40846	3,250.42
121	000:01:59	22089	1,757.79

Concrete Test

Sample Identification: Y3_1
 Machine ID: 6a127

Test Type: ASTM C39
 5/15/2020

TYPE	PEAK VALUES	UNITS
LOAD	45121	LBF
Diameter	4.00	IN
Length	8.00	IN
Cross-Sectional Area	12.57	IN ²
Sample Age	0.0	day(s)
Corrected Stress	3590.63	PSI
Average Pace Rate	382.42	LBF
Fracture Type	Type 1	
Correction Factor	1.000	
Temperature @ START	82.9	°F
Temperature @ FINISH	83.1	°F



READ #	TIME	LOAD	STRESS (PSI)
1	000:00:00	1191	94.78
2	000:00:01	1483	118.01

HM Data Download - Concrete Test Results

READ #	TIME	LOAD	STRESS (PSI)
3	000:00:02	1434	114.11
4	000:00:03	1450	115.39
5	000:00:04	1555	123.74
6	000:00:05	1644	130.83
7	000:00:06	1742	138.62
8	000:00:07	1839	146.34
9	000:00:08	1941	154.46
10	000:00:09	2038	162.18
11	000:00:10	2139	170.22
12	000:00:11	2241	178.33
13	000:00:12	2333	185.65
14	000:00:13	2424	192.90
15	000:00:14	2522	200.69
16	000:00:15	2597	206.66
17	000:00:16	2665	212.07
18	000:00:17	2716	216.13
19	000:00:18	2783	221.46
20	000:00:19	2847	226.56
21	000:00:20	2917	232.13
22	000:00:21	2978	236.98
23	000:00:22	3043	242.15
24	000:00:23	3091	245.97
25	000:00:24	3136	249.55
26	000:00:25	3111	247.57
27	000:00:26	3097	246.45
28	000:00:27	3083	245.34
29	000:00:28	3113	247.72
30	000:00:29	3409	271.28
31	000:00:30	3659	291.17
32	000:00:31	3938	313.38
33	000:00:32	4221	335.90
34	000:00:33	4523	359.93
35	000:00:34	4811	382.85
36	000:00:35	5141	409.11
37	000:00:36	5497	437.44
38	000:00:37	5790	460.75
39	000:00:38	6010	478.26
40	000:00:39	6262	498.31

HM Data Download - Concrete Test Results

READ #	TIME	LOAD	STRESS (PSI)
41	000:00:40	6510	518.05
42	000:00:41	6890	548.29
43	000:00:42	7295	580.52
44	000:00:43	7764	617.84
45	000:00:44	8348	664.31
46	000:00:45	8971	713.89
47	000:00:46	9581	762.43
48	000:00:47	10293	819.09
49	000:00:48	11015	876.55
50	000:00:49	11728	933.28
51	000:00:50	12364	983.90
52	000:00:51	13070	1,040.08
53	000:00:52	13778	1,096.42
54	000:00:53	14466	1,151.17
55	000:00:54	15101	1,201.70
56	000:00:55	15784	1,256.05
57	000:00:56	16486	1,311.91
58	000:00:57	17103	1,361.01
59	000:00:58	17794	1,416.00
60	000:00:59	18462	1,469.16
61	000:01:00	19091	1,519.21
62	000:01:01	19653	1,563.94
63	000:01:02	20290	1,614.63
64	000:01:03	20937	1,666.11
65	000:01:04	21588	1,717.92
66	000:01:05	22110	1,759.46
67	000:01:06	22647	1,802.19
68	000:01:07	23176	1,844.29
69	000:01:08	23600	1,878.03
70	000:01:09	23968	1,907.31
71	000:01:10	24302	1,933.89
72	000:01:11	24682	1,964.13
73	000:01:12	25065	1,994.61
74	000:01:13	25452	2,025.41
75	000:01:14	25800	2,053.10
76	000:01:15	26222	2,086.68
77	000:01:16	26655	2,121.14
78	000:01:17	27088	2,155.59

HM Data Download - Concrete Test Results

READ #	TIME	LOAD	STRESS (PSI)
79	000:01:18	27482	2,186.95
80	000:01:19	27922	2,221.96
81	000:01:20	28360	2,256.82
82	000:01:21	28800	2,291.83
83	000:01:22	29199	2,323.58
84	000:01:23	29647	2,359.23
85	000:01:24	30092	2,394.65
86	000:01:25	30541	2,430.38
87	000:01:26	30948	2,462.76
88	000:01:27	31400	2,498.73
89	000:01:28	31826	2,532.63
90	000:01:29	32248	2,566.21
91	000:01:30	32623	2,596.06
92	000:01:31	33030	2,628.44
93	000:01:32	33434	2,660.59
94	000:01:33	33839	2,692.82
95	000:01:34	34201	2,721.63
96	000:01:35	34607	2,753.94
97	000:01:36	35015	2,786.41
98	000:01:37	35414	2,818.16
99	000:01:38	35778	2,847.12
100	000:01:39	36182	2,879.27
101	000:01:40	36588	2,911.58
102	000:01:41	36989	2,943.49
103	000:01:42	37351	2,972.30
104	000:01:43	37754	3,004.37
105	000:01:44	38156	3,036.36
106	000:01:45	38555	3,068.11
107	000:01:46	38915	3,096.76
108	000:01:47	39311	3,128.27
109	000:01:48	39708	3,159.86
110	000:01:49	40100	3,191.06
111	000:01:50	40451	3,218.99
112	000:01:51	40836	3,249.63
113	000:01:52	41222	3,280.34
114	000:01:53	41601	3,310.50
115	000:01:54	41961	3,339.15
116	000:01:55	42332	3,368.67

HM Data Download - Concrete Test Results

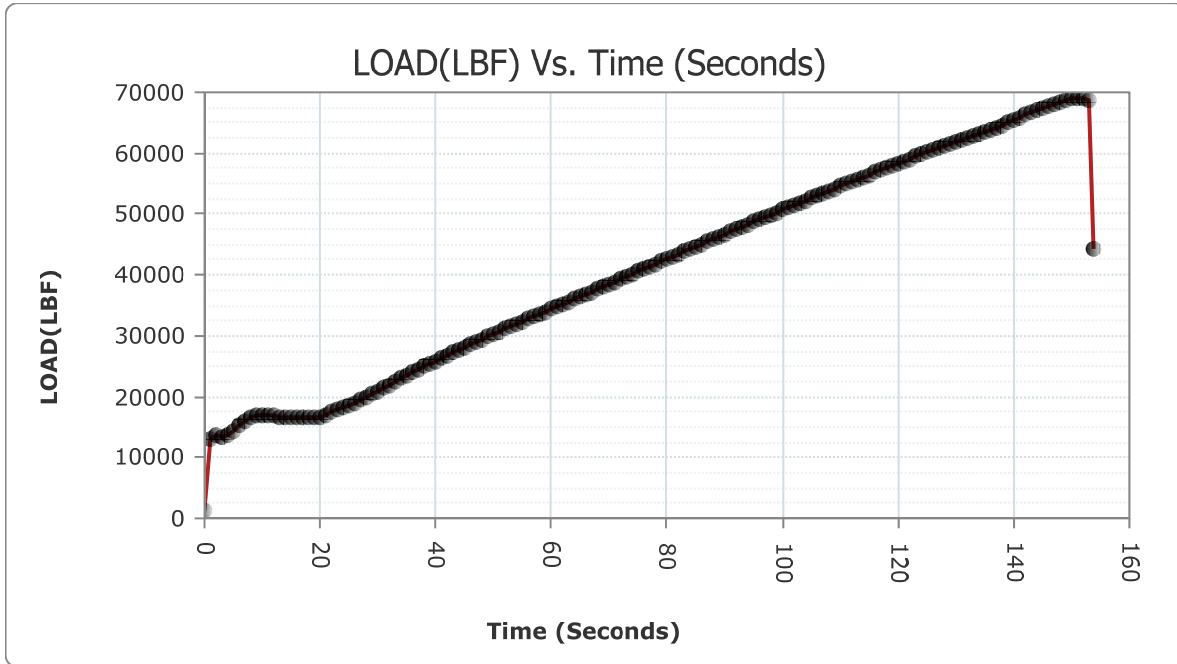
READ #	TIME	LOAD	STRESS (PSI)
117	000:01:56	42661	3,394.85
118	000:01:57	43019	3,423.34
119	000:01:58	43407	3,454.22
120	000:01:59	43787	3,484.46
121	000:02:00	44122	3,511.12
122	000:02:01	44437	3,536.18
123	000:02:02	44666	3,554.41
124	000:02:03	44857	3,569.61
125	000:02:04	44972	3,578.76
126	000:02:05	45055	3,585.36
127	000:02:06	45119	3,590.46
128	000:02:07	45053	3,585.20
129	000:02:08	43991	3,500.69
130	000:02:09	38377	3,053.94
131	000:02:10	37573	2,989.96
132	000:02:11	37361	2,973.09
133	000:02:12	37107	2,952.88
134	000:02:13	36933	2,939.03
135	000:02:14	36763	2,925.51
136	000:02:15	36601	2,912.61
137	000:02:16	36256	2,885.16
138	000:02:17	35657	2,837.49
139	000:02:18	35227	2,803.28
140	000:02:19	35002	2,785.37
141	000:02:20	34418	2,738.90
142	000:02:20	33625	2,675.79

Concrete Test

Sample Identification: Y3_2
 Machine ID: 6a127

Test Type: ASTM C39
 5/15/2020

TYPE	PEAK VALUES	UNITS
LOAD	69148	LBF
Diameter	4.00	IN
Length	8.00	IN
Cross-Sectional Area	12.57	IN ²
Sample Age	0.0	day(s)
Corrected Stress	5502.60	PSI
Average Pace Rate	381.73	LBF
Fracture Type	Type 1	
Correction Factor	1.000	
Temperature @ START	82.9	°F
Temperature @ FINISH	83.0	°F



READ #	TIME	LOAD	STRESS (PSI)
1	000:00:00	1175	93.50
2	000:00:01	13001	1,034.59

HM Data Download - Concrete Test Results

READ #	TIME	LOAD	STRESS (PSI)
3	000:00:02	13518	1,075.73
4	000:00:03	13271	1,056.07
5	000:00:04	13668	1,087.66
6	000:00:05	14429	1,148.22
7	000:00:06	15194	1,209.10
8	000:00:07	15978	1,271.49
9	000:00:08	16692	1,328.31
10	000:00:09	16961	1,349.71
11	000:00:10	16888	1,343.90
12	000:00:11	16825	1,338.89
13	000:00:12	16781	1,335.39
14	000:00:13	16732	1,331.49
15	000:00:14	16689	1,328.07
16	000:00:15	16643	1,324.41
17	000:00:16	16610	1,321.78
18	000:00:17	16574	1,318.92
19	000:00:18	16539	1,316.13
20	000:00:19	16552	1,317.17
21	000:00:20	16718	1,330.38
22	000:00:21	17052	1,356.96
23	000:00:22	17423	1,386.48
24	000:00:23	17795	1,416.08
25	000:00:24	18131	1,442.82
26	000:00:25	18557	1,476.72
27	000:00:26	19018	1,513.40
28	000:00:27	19517	1,553.11
29	000:00:28	19972	1,589.32
30	000:00:29	20476	1,629.43
31	000:00:30	20984	1,669.85
32	000:00:31	21492	1,710.28
33	000:00:32	21953	1,746.96
34	000:00:33	22463	1,787.55
35	000:00:34	22977	1,828.45
36	000:00:35	23493	1,869.51
37	000:00:36	23958	1,906.52
38	000:00:37	24454	1,945.99
39	000:00:38	24932	1,984.03
40	000:00:39	25412	2,022.22

HM Data Download - Concrete Test Results

READ #	TIME	LOAD	STRESS (PSI)
41	000:00:40	25846	2,056.76
42	000:00:41	26331	2,095.35
43	000:00:42	26801	2,132.76
44	000:00:43	27261	2,169.36
45	000:00:44	27676	2,202.39
46	000:00:45	28138	2,239.15
47	000:00:46	28578	2,274.17
48	000:00:47	29015	2,308.94
49	000:00:48	29413	2,340.61
50	000:00:49	29854	2,375.71
51	000:00:50	30291	2,410.48
52	000:00:51	30729	2,445.34
53	000:00:52	31105	2,475.26
54	000:00:53	31521	2,508.36
55	000:00:54	31940	2,541.70
56	000:00:55	32359	2,575.05
57	000:00:56	32735	2,604.97
58	000:00:57	33156	2,638.47
59	000:00:58	33577	2,671.97
60	000:00:59	33996	2,705.32
61	000:01:00	34372	2,735.24
62	000:01:01	34793	2,768.74
63	000:01:02	35214	2,802.24
64	000:01:03	35602	2,833.12
65	000:01:04	36022	2,866.54
66	000:01:05	36442	2,899.96
67	000:01:06	36865	2,933.62
68	000:01:07	37242	2,963.62
69	000:01:08	37667	2,997.44
70	000:01:09	38086	3,030.79
71	000:01:10	38507	3,064.29
72	000:01:11	38885	3,094.37
73	000:01:12	39306	3,127.87
74	000:01:13	39728	3,161.45
75	000:01:14	40148	3,194.88
76	000:01:15	40566	3,228.14
77	000:01:16	40944	3,258.22
78	000:01:17	41363	3,291.56

HM Data Download - Concrete Test Results

READ #	TIME	LOAD	STRESS (PSI)
79	000:01:18	41784	3,325.07
80	000:01:19	42203	3,358.41
81	000:01:20	42579	3,388.33
82	000:01:21	43000	3,421.83
83	000:01:22	43416	3,454.94
84	000:01:23	43832	3,488.04
85	000:01:24	44211	3,518.20
86	000:01:25	44626	3,551.22
87	000:01:26	45039	3,584.09
88	000:01:27	45458	3,617.43
89	000:01:28	45830	3,647.04
90	000:01:29	46244	3,679.98
91	000:01:30	46660	3,713.08
92	000:01:31	47068	3,745.55
93	000:01:32	47442	3,775.31
94	000:01:33	47856	3,808.26
95	000:01:34	48267	3,840.97
96	000:01:35	48678	3,873.67
97	000:01:36	49045	3,902.88
98	000:01:37	49457	3,935.66
99	000:01:38	49864	3,968.05
100	000:01:39	50273	4,000.60
101	000:01:40	50638	4,029.64
102	000:01:41	51043	4,061.87
103	000:01:42	51445	4,093.86
104	000:01:43	51852	4,126.25
105	000:01:44	52214	4,155.06
106	000:01:45	52615	4,186.97
107	000:01:46	53016	4,218.88
108	000:01:47	53415	4,250.63
109	000:01:48	53772	4,279.04
110	000:01:49	54170	4,310.71
111	000:01:50	54564	4,342.06
112	000:01:51	54957	4,373.34
113	000:01:52	55311	4,401.51
114	000:01:53	55703	4,432.70
115	000:01:54	56092	4,463.66
116	000:01:55	56478	4,494.38

HM Data Download - Concrete Test Results

READ #	TIME	LOAD	STRESS (PSI)
117	000:01:56	56825	4,521.99
118	000:01:57	57208	4,552.47
119	000:01:58	57590	4,582.87
120	000:01:59	57970	4,613.11
121	000:02:00	58308	4,640.00
122	000:02:01	58688	4,670.24
123	000:02:02	59061	4,699.92
124	000:02:03	59440	4,730.08
125	000:02:04	59779	4,757.06
126	000:02:05	60144	4,786.11
127	000:02:06	60512	4,815.39
128	000:02:07	60836	4,841.18
129	000:02:08	61198	4,869.98
130	000:02:09	61555	4,898.39
131	000:02:10	61910	4,926.64
132	000:02:11	62225	4,951.71
133	000:02:12	62574	4,979.48
134	000:02:13	62918	5,006.86
135	000:02:14	63260	5,034.07
136	000:02:15	63562	5,058.10
137	000:02:16	63899	5,084.92
138	000:02:17	64228	5,111.10
139	000:02:18	64621	5,142.38
140	000:02:19	65003	5,172.77
141	000:02:20	65458	5,208.98
142	000:02:21	65915	5,245.35
143	000:02:22	66348	5,279.81
144	000:02:23	66723	5,309.65
145	000:02:24	67116	5,340.92
146	000:02:25	67489	5,370.60
147	000:02:26	67840	5,398.54
148	000:02:27	68135	5,422.01
149	000:02:28	68440	5,446.28
150	000:02:29	68709	5,467.69
151	000:02:30	68954	5,487.19
152	000:02:31	69109	5,499.52
153	000:02:32	69125	5,500.79
154	000:02:33	68646	5,462.68

HM Data Download - Concrete Test Results

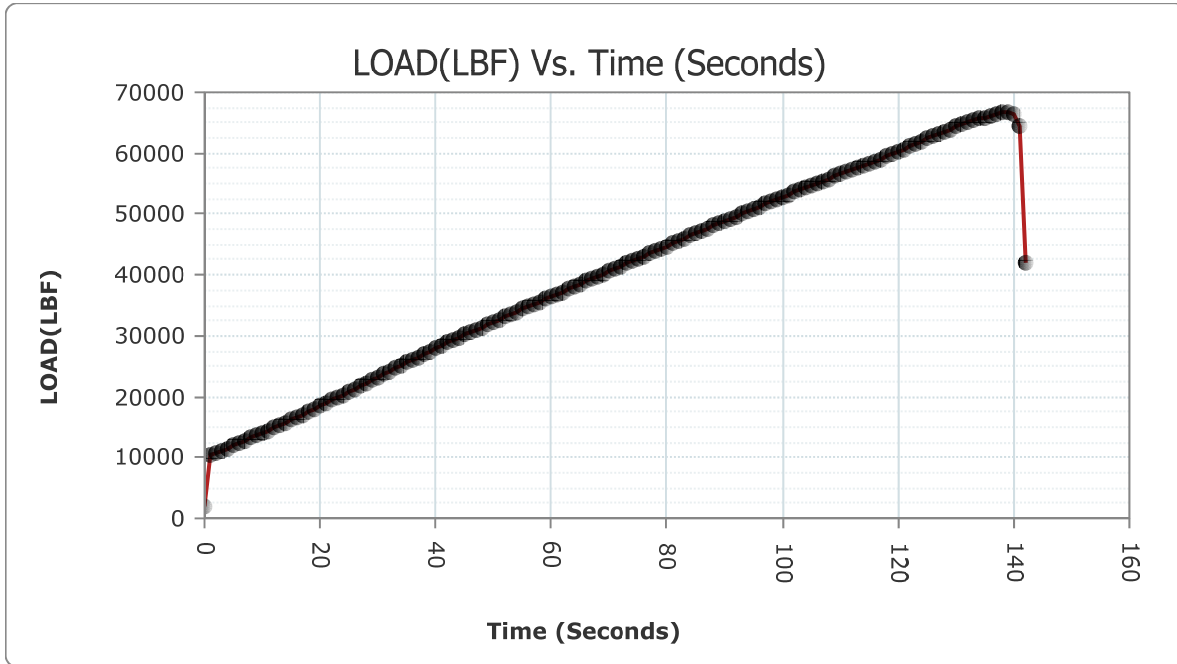
READ #	TIME	LOAD	STRESS (PSI)
155	000:02:33	44427	3,535.39

Concrete Test

Sample Identification: Y3_3
 Machine ID: 6a127

Test Type: ASTM C39
 5/15/2020

TYPE	PEAK VALUES	UNITS
LOAD	66688	LBF
Diameter	4.00	IN
Length	8.00	IN
Cross-Sectional Area	12.57	IN ²
Sample Age	0.0	day(s)
Corrected Stress	5306.85	PSI
Average Pace Rate	389.71	LBF
Fracture Type	Type 1	
Correction Factor	1.000	
Temperature @ START	82.9	°F
Temperature @ FINISH	82.7	°F



READ #	TIME	LOAD	STRESS (PSI)
1	000:00:00	2043	162.58
2	000:00:01	10297	819.41

HM Data Download - Concrete Test Results

READ #	TIME	LOAD	STRESS (PSI)
3	000:00:02	10615	844.71
4	000:00:03	11023	877.18
5	000:00:04	11468	912.59
6	000:00:05	11886	945.86
7	000:00:06	12370	984.37
8	000:00:07	12837	1,021.54
9	000:00:08	13226	1,052.49
10	000:00:09	13632	1,084.80
11	000:00:10	14046	1,117.75
12	000:00:11	14472	1,151.65
13	000:00:12	14904	1,186.02
14	000:00:13	15301	1,217.61
15	000:00:14	15759	1,254.06
16	000:00:15	16209	1,289.87
17	000:00:16	16619	1,322.50
18	000:00:17	17077	1,358.94
19	000:00:18	17543	1,396.03
20	000:00:19	18008	1,433.03
21	000:00:20	18434	1,466.93
22	000:00:21	18906	1,504.49
23	000:00:22	19387	1,542.77
24	000:00:23	19867	1,580.97
25	000:00:24	20303	1,615.66
26	000:00:25	20790	1,654.42
27	000:00:26	21280	1,693.41
28	000:00:27	21769	1,732.32
29	000:00:28	22216	1,767.89
30	000:00:29	22712	1,807.36
31	000:00:30	23214	1,847.31
32	000:00:31	23708	1,886.62
33	000:00:32	24155	1,922.19
34	000:00:33	24647	1,961.35
35	000:00:34	25124	1,999.30
36	000:00:35	25599	2,037.10
37	000:00:36	26031	2,071.48
38	000:00:37	26509	2,109.52
39	000:00:38	26990	2,147.80
40	000:00:39	27474	2,186.31

HM Data Download - Concrete Test Results

READ #	TIME	LOAD	STRESS (PSI)
41	000:00:40	27909	2,220.93
42	000:00:41	28389	2,259.12
43	000:00:42	28862	2,296.76
44	000:00:43	29318	2,333.05
45	000:00:44	29729	2,365.76
46	000:00:45	30169	2,400.77
47	000:00:46	30594	2,434.59
48	000:00:47	31019	2,468.41
49	000:00:48	31401	2,498.81
50	000:00:49	31827	2,532.71
51	000:00:50	32256	2,566.85
52	000:00:51	32683	2,600.83
53	000:00:52	33067	2,631.39
54	000:00:53	33496	2,665.53
55	000:00:54	33923	2,699.51
56	000:00:55	34353	2,733.72
57	000:00:56	34780	2,767.70
58	000:00:57	35169	2,798.66
59	000:00:58	35598	2,832.80
60	000:00:59	36028	2,867.02
61	000:01:00	36460	2,901.39
62	000:01:01	36843	2,931.87
63	000:01:02	37277	2,966.41
64	000:01:03	37706	3,000.55
65	000:01:04	38136	3,034.77
66	000:01:05	38521	3,065.40
67	000:01:06	38954	3,099.86
68	000:01:07	39383	3,134.00
69	000:01:08	39810	3,167.98
70	000:01:09	40196	3,198.70
71	000:01:10	40625	3,232.83
72	000:01:11	41053	3,266.89
73	000:01:12	41478	3,300.71
74	000:01:13	41867	3,331.67
75	000:01:14	42297	3,365.89
76	000:01:15	42730	3,400.35
77	000:01:16	43111	3,430.66
78	000:01:17	43539	3,464.72

HM Data Download - Concrete Test Results

READ #	TIME	LOAD	STRESS (PSI)
79	000:01:18	43961	3,498.31
80	000:01:19	44386	3,532.13
81	000:01:20	44766	3,562.36
82	000:01:21	45188	3,595.95
83	000:01:22	45611	3,629.61
84	000:01:23	46029	3,662.87
85	000:01:24	46405	3,692.79
86	000:01:25	46824	3,726.14
87	000:01:26	47240	3,759.24
88	000:01:27	47655	3,792.26
89	000:01:28	48029	3,822.03
90	000:01:29	48440	3,854.73
91	000:01:30	48855	3,887.76
92	000:01:31	49264	3,920.30
93	000:01:32	49634	3,949.75
94	000:01:33	50043	3,982.30
95	000:01:34	50450	4,014.68
96	000:01:35	50856	4,046.99
97	000:01:36	51221	4,076.04
98	000:01:37	51624	4,108.11
99	000:01:38	52026	4,140.10
100	000:01:39	52428	4,172.09
101	000:01:40	52784	4,200.42
102	000:01:41	53181	4,232.01
103	000:01:42	53578	4,263.60
104	000:01:43	53970	4,294.80
105	000:01:44	54321	4,322.73
106	000:01:45	54708	4,353.52
107	000:01:46	55100	4,384.72
108	000:01:47	55485	4,415.36
109	000:01:48	55829	4,442.73
110	000:01:49	56210	4,473.05
111	000:01:50	56586	4,502.97
112	000:01:51	56961	4,532.81
113	000:01:52	57293	4,559.23
114	000:01:53	57667	4,588.99
115	000:01:54	58030	4,617.88
116	000:01:55	58397	4,647.09

HM Data Download - Concrete Test Results

READ #	TIME	LOAD	STRESS (PSI)
117	000:01:56	58720	4,672.79
118	000:01:57	59077	4,701.20
119	000:01:58	59451	4,730.96
120	000:01:59	59857	4,763.27
121	000:02:00	60217	4,791.92
122	000:02:01	60658	4,827.01
123	000:02:02	61106	4,862.66
124	000:02:03	61551	4,898.07
125	000:02:04	61943	4,929.27
126	000:02:05	62372	4,963.41
127	000:02:06	62785	4,996.27
128	000:02:07	63194	5,028.82
129	000:02:08	63556	5,057.63
130	000:02:09	63944	5,088.50
131	000:02:10	64320	5,118.42
132	000:02:11	64683	5,147.31
133	000:02:12	64993	5,171.98
134	000:02:13	65323	5,198.24
135	000:02:14	65635	5,223.07
136	000:02:15	65896	5,243.84
137	000:02:16	66159	5,264.77
138	000:02:17	66389	5,283.07
139	000:02:18	66582	5,298.43
140	000:02:19	66683	5,306.46
141	000:02:20	66566	5,297.15
142	000:02:21	64500	5,132.75
143	000:02:22	42065	3,347.43

Concrete Test

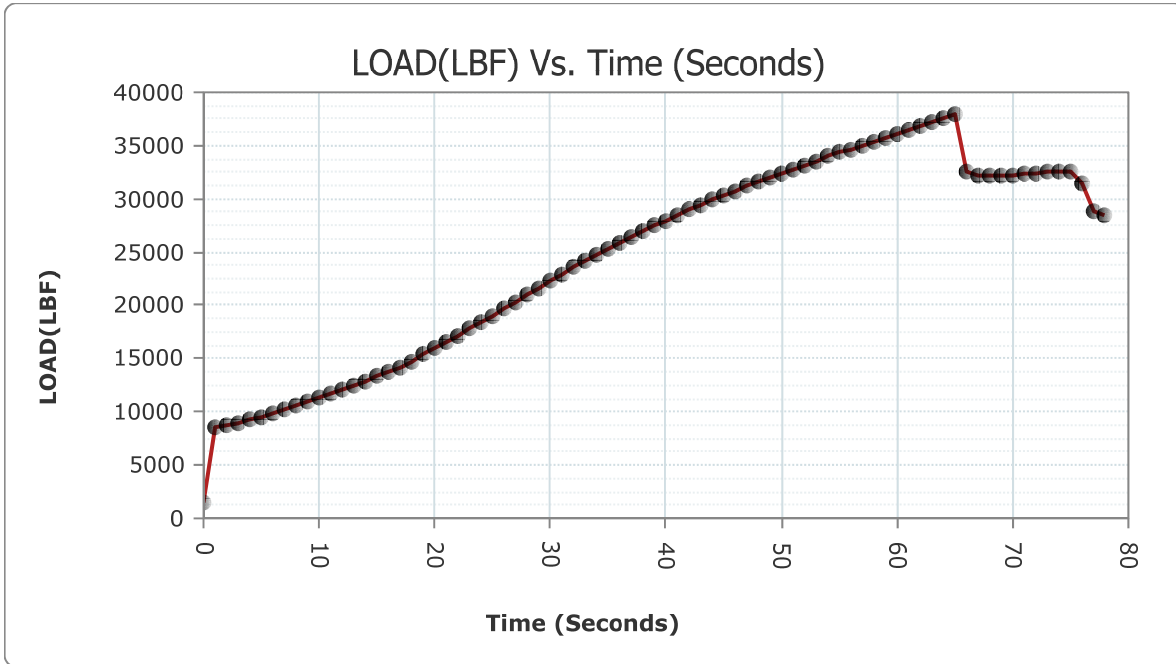
Sample Identification: Y35_1

Machine ID: 6a127

Test Type: ASTM C39

5/15/2020

TYPE	PEAK VALUES	UNITS
LOAD	37988	LBF
Diameter	4.00	IN
Length	8.00	IN
Cross-Sectional Area	12.57	IN ²
Sample Age	0.0	day(s)
Corrected Stress	3022.99	PSI
Average Pace Rate	285.95	LBF
Fracture Type	Type 1	
Correction Factor	1.000	
Temperature @ START	82.2	°F
Temperature @ FINISH	81.9	°F



READ #	TIME	LOAD	STRESS (PSI)
1	000:00:00	1399	111.33
2	000:00:01	8568	681.82

HM Data Download - Concrete Test Results

READ #	TIME	LOAD	STRESS (PSI)
3	000:00:02	8707	692.88
4	000:00:03	8973	714.05
5	000:00:04	9277	738.24
6	000:00:05	9570	761.56
7	000:00:06	9910	788.61
8	000:00:07	10265	816.86
9	000:00:08	10627	845.67
10	000:00:09	10962	872.33
11	000:00:10	11345	902.81
12	000:00:11	11733	933.68
13	000:00:12	12129	965.20
14	000:00:13	12490	993.92
15	000:00:14	12901	1,026.63
16	000:00:15	13313	1,059.41
17	000:00:16	13743	1,093.63
18	000:00:17	14200	1,130.00
19	000:00:18	14765	1,174.96
20	000:00:19	15383	1,224.14
21	000:00:20	16004	1,273.56
22	000:00:21	16569	1,318.52
23	000:00:22	17202	1,368.89
24	000:00:23	17843	1,419.90
25	000:00:24	18487	1,471.15
26	000:00:25	19065	1,517.14
27	000:00:26	19710	1,568.47
28	000:00:27	20358	1,620.04
29	000:00:28	21012	1,672.08
30	000:00:29	21609	1,719.59
31	000:00:30	22268	1,772.03
32	000:00:31	22923	1,824.15
33	000:00:32	23587	1,876.99
34	000:00:33	24131	1,920.28
35	000:00:34	24726	1,967.63
36	000:00:35	25289	2,012.43
37	000:00:36	25837	2,056.04
38	000:00:37	26333	2,095.51
39	000:00:38	26888	2,139.68
40	000:00:39	27443	2,183.84

HM Data Download - Concrete Test Results

READ #	TIME	LOAD	STRESS (PSI)
41	000:00:40	27982	2,226.74
42	000:00:41	28428	2,262.23
43	000:00:42	28931	2,302.26
44	000:00:43	29429	2,341.89
45	000:00:44	29893	2,378.81
46	000:00:45	30311	2,412.07
47	000:00:46	30759	2,447.72
48	000:00:47	31194	2,482.34
49	000:00:48	31564	2,511.78
50	000:00:49	31988	2,545.52
51	000:00:50	32387	2,577.28
52	000:00:51	32789	2,609.27
53	000:00:52	33158	2,638.63
54	000:00:53	33560	2,670.62
55	000:00:54	33966	2,702.93
56	000:00:55	34352	2,733.65
57	000:00:56	34627	2,755.53
58	000:00:57	34978	2,783.46
59	000:00:58	35359	2,813.78
60	000:00:59	35747	2,844.66
61	000:01:00	36094	2,872.27
62	000:01:01	36490	2,903.78
63	000:01:02	36887	2,935.37
64	000:01:03	37268	2,965.69
65	000:01:04	37636	2,994.98
66	000:01:05	37974	3,021.88
67	000:01:06	32606	2,594.70
68	000:01:07	32247	2,566.13
69	000:01:08	32167	2,559.77
70	000:01:09	32188	2,561.44
71	000:01:10	32271	2,568.04
72	000:01:11	32355	2,574.73
73	000:01:12	32435	2,581.10
74	000:01:13	32499	2,586.19
75	000:01:14	32545	2,589.85
76	000:01:15	32508	2,586.90
77	000:01:16	31490	2,505.89
78	000:01:17	28927	2,301.94

HM Data Download - Concrete Test Results

READ #	TIME	LOAD	STRESS (PSI)
79	000:01:17	28472	2,265.73

Concrete Test

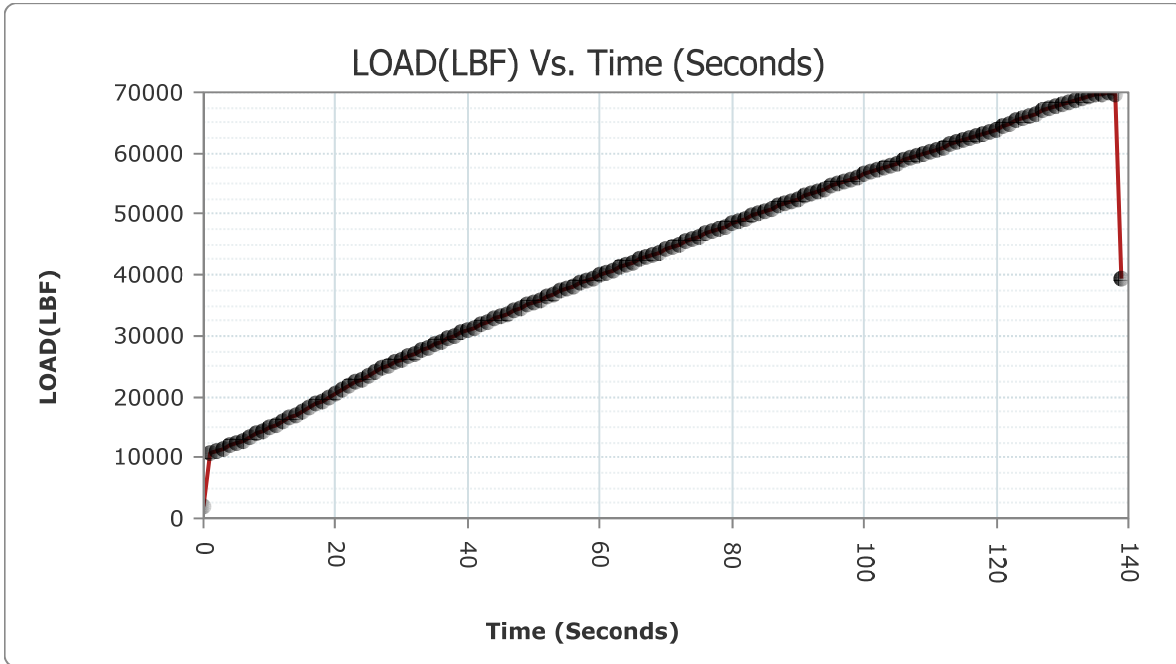
Sample Identification: Y35_2

Machine ID: 6a127

Test Type: ASTM C39

5/15/2020

TYPE	PEAK VALUES	UNITS
LOAD	69849	LBF
Diameter	4.00	IN
Length	8.00	IN
Cross-Sectional Area	12.57	IN ²
Sample Age	0.0	day(s)
Corrected Stress	5558.39	PSI
Average Pace Rate	399.99	LBF
Fracture Type	Type 1	
Correction Factor	1.000	
Temperature @ START	82.0	°F
Temperature @ FINISH	82.1	°F



READ #	TIME	LOAD	STRESS (PSI)
1	000:00:00	1979	157.48
2	000:00:01	10604	843.84

HM Data Download - Concrete Test Results

READ #	TIME	LOAD	STRESS (PSI)
3	000:00:02	10992	874.72
4	000:00:03	11428	909.41
5	000:00:04	11898	946.81
6	000:00:05	12335	981.59
7	000:00:06	12835	1,021.38
8	000:00:07	13345	1,061.96
9	000:00:08	13868	1,103.58
10	000:00:09	14345	1,141.54
11	000:00:10	14885	1,184.51
12	000:00:11	15448	1,229.31
13	000:00:12	15946	1,268.94
14	000:00:13	16506	1,313.51
15	000:00:14	17074	1,358.71
16	000:00:15	17648	1,404.38
17	000:00:16	18172	1,446.08
18	000:00:17	18755	1,492.48
19	000:00:18	19345	1,539.43
20	000:00:19	19937	1,586.54
21	000:00:20	20482	1,629.91
22	000:00:21	21083	1,677.73
23	000:00:22	21689	1,725.96
24	000:00:23	22311	1,775.45
25	000:00:24	22891	1,821.61
26	000:00:25	23523	1,871.90
27	000:00:26	24060	1,914.63
28	000:00:27	24601	1,957.69
29	000:00:28	25091	1,996.68
30	000:00:29	25639	2,040.29
31	000:00:30	26179	2,083.26
32	000:00:31	26680	2,123.13
33	000:00:32	27123	2,158.38
34	000:00:33	27623	2,198.17
35	000:00:34	28122	2,237.88
36	000:00:35	28622	2,277.67
37	000:00:36	29049	2,311.65
38	000:00:37	29524	2,349.45
39	000:00:38	30001	2,387.40
40	000:00:39	30477	2,425.28

HM Data Download - Concrete Test Results

READ #	TIME	LOAD	STRESS (PSI)
41	000:00:40	30906	2,459.42
42	000:00:41	31382	2,497.30
43	000:00:42	31861	2,535.42
44	000:00:43	32336	2,573.22
45	000:00:44	32757	2,606.72
46	000:00:45	33223	2,643.80
47	000:00:46	33690	2,680.97
48	000:00:47	34155	2,717.97
49	000:00:48	34575	2,751.39
50	000:00:49	35041	2,788.47
51	000:00:50	35506	2,825.48
52	000:00:51	35973	2,862.64
53	000:00:52	36393	2,896.06
54	000:00:53	36860	2,933.23
55	000:00:54	37323	2,970.07
56	000:00:55	37786	3,006.91
57	000:00:56	38201	3,039.94
58	000:00:57	38641	3,074.95
59	000:00:58	39084	3,110.21
60	000:00:59	39527	3,145.46
61	000:01:00	39925	3,177.13
62	000:01:01	40368	3,212.38
63	000:01:02	40810	3,247.56
64	000:01:03	41249	3,282.49
65	000:01:04	41643	3,313.84
66	000:01:05	42082	3,348.78
67	000:01:06	42521	3,383.71
68	000:01:07	42960	3,418.65
69	000:01:08	43354	3,450.00
70	000:01:09	43787	3,484.46
71	000:01:10	44225	3,519.31
72	000:01:11	44665	3,554.33
73	000:01:12	45069	3,586.48
74	000:01:13	45501	3,620.85
75	000:01:14	45935	3,655.39
76	000:01:15	46326	3,686.51
77	000:01:16	46757	3,720.80
78	000:01:17	47187	3,755.02

HM Data Download - Concrete Test Results

READ #	TIME	LOAD	STRESS (PSI)
79	000:01:18	47617	3,789.24
80	000:01:19	48003	3,819.96
81	000:01:20	48434	3,854.26
82	000:01:21	48858	3,888.00
83	000:01:22	49286	3,922.06
84	000:01:23	49669	3,952.53
85	000:01:24	50093	3,986.27
86	000:01:25	50515	4,019.86
87	000:01:26	50936	4,053.36
88	000:01:27	51316	4,083.60
89	000:01:28	51732	4,116.70
90	000:01:29	52149	4,149.89
91	000:01:30	52568	4,183.23
92	000:01:31	52938	4,212.67
93	000:01:32	53350	4,245.46
94	000:01:33	53759	4,278.01
95	000:01:34	54172	4,310.87
96	000:01:35	54539	4,340.08
97	000:01:36	54944	4,372.30
98	000:01:37	55349	4,404.53
99	000:01:38	55750	4,436.44
100	000:01:39	56112	4,465.25
101	000:01:40	56509	4,496.84
102	000:01:41	56909	4,528.67
103	000:01:42	57303	4,560.03
104	000:01:43	57660	4,588.44
105	000:01:44	58050	4,619.47
106	000:01:45	58439	4,650.43
107	000:01:46	58828	4,681.38
108	000:01:47	59173	4,708.84
109	000:01:48	59557	4,739.40
110	000:01:49	59936	4,769.56
111	000:01:50	60310	4,799.32
112	000:01:51	60688	4,829.40
113	000:01:52	61021	4,855.90
114	000:01:53	61387	4,885.02
115	000:01:54	61749	4,913.83
116	000:01:55	62110	4,942.56

HM Data Download - Concrete Test Results

READ #	TIME	LOAD	STRESS (PSI)
117	000:01:56	62434	4,968.34
118	000:01:57	62791	4,996.75
119	000:01:58	63144	5,024.84
120	000:01:59	63502	5,053.33
121	000:02:00	63890	5,084.20
122	000:02:01	64340	5,120.01
123	000:02:02	64818	5,158.05
124	000:02:03	65281	5,194.90
125	000:02:04	65685	5,227.05
126	000:02:05	66123	5,261.90
127	000:02:06	66548	5,295.72
128	000:02:07	66962	5,328.67
129	000:02:08	67322	5,357.31
130	000:02:09	67708	5,388.03
131	000:02:10	68078	5,417.48
132	000:02:11	68435	5,445.88
133	000:02:12	68745	5,470.55
134	000:02:13	69063	5,495.86
135	000:02:14	69351	5,518.78
136	000:02:15	69576	5,536.68
137	000:02:16	69774	5,552.44
138	000:02:17	69846	5,558.17
139	000:02:18	69562	5,535.57
140	000:02:18	39367	3,132.73

Concrete Test

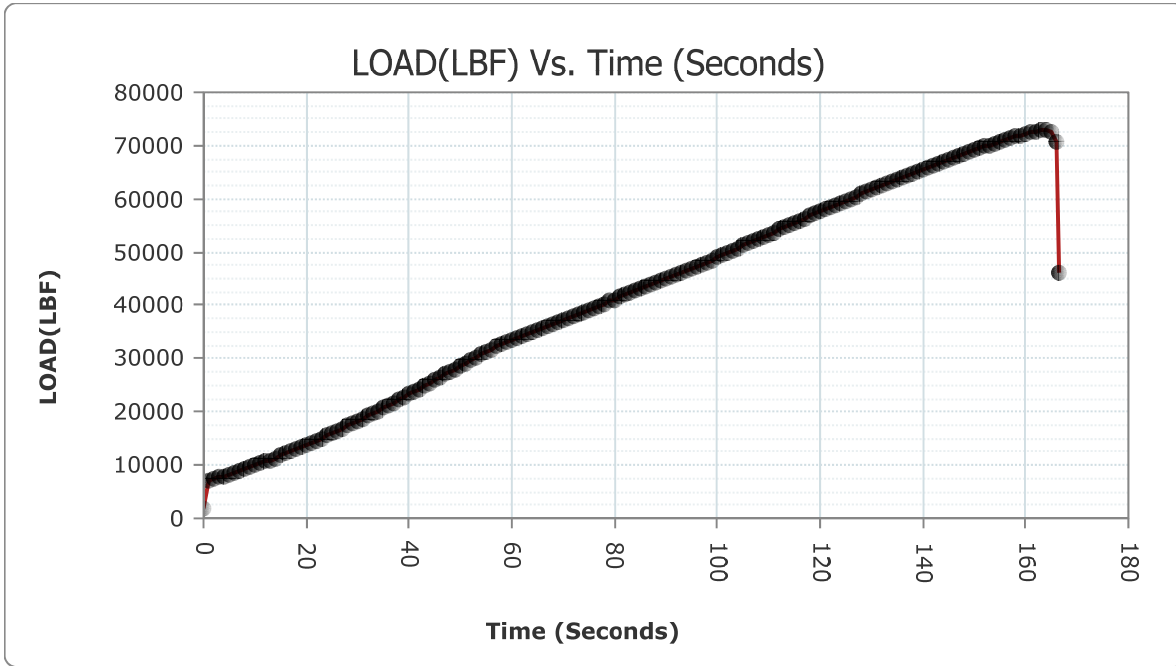
Sample Identification: Y35_3

Machine ID: 6a127

Test Type: ASTM C39

5/15/2020

TYPE	PEAK VALUES	UNITS
LOAD	72835	LBF
Diameter	4.00	IN
Length	8.00	IN
Cross-Sectional Area	12.57	IN ²
Sample Age	0.0	day(s)
Corrected Stress	5796.04	PSI
Average Pace Rate	382.15	LBF
Fracture Type	Type 1	
Correction Factor	1.000	
Temperature @ START	82.2	°F
Temperature @ FINISH	82.4	°F



READ #	TIME	LOAD	STRESS (PSI)
1	000:00:00	1703	135.52
2	000:00:01	7034	559.75

HM Data Download - Concrete Test Results

READ #	TIME	LOAD	STRESS (PSI)
3	000:00:02	7365	586.09
4	000:00:03	7665	609.96
5	000:00:04	7965	633.83
6	000:00:05	8240	655.72
7	000:00:06	8559	681.10
8	000:00:07	8885	707.05
9	000:00:08	9219	733.62
10	000:00:09	9530	758.37
11	000:00:10	9881	786.30
12	000:00:11	10241	814.95
13	000:00:12	10608	844.16
14	000:00:13	10946	871.05
15	000:00:14	11329	901.53
16	000:00:15	11724	932.97
17	000:00:16	12123	964.72
18	000:00:17	12485	993.52
19	000:00:18	12899	1,026.47
20	000:00:19	13317	1,059.73
21	000:00:20	13746	1,093.87
22	000:00:21	14137	1,124.99
23	000:00:22	14575	1,159.84
24	000:00:23	15021	1,195.33
25	000:00:24	15478	1,231.70
26	000:00:25	15889	1,264.41
27	000:00:26	16357	1,301.65
28	000:00:27	16833	1,339.53
29	000:00:28	17315	1,377.88
30	000:00:29	17755	1,412.90
31	000:00:30	18249	1,452.21
32	000:00:31	18745	1,491.68
33	000:00:32	19248	1,531.71
34	000:00:33	19701	1,567.76
35	000:00:34	20221	1,609.14
36	000:00:35	20733	1,649.88
37	000:00:36	21251	1,691.10
38	000:00:37	21723	1,728.66
39	000:00:38	22275	1,772.59
40	000:00:39	22752	1,810.55

HM Data Download - Concrete Test Results

READ #	TIME	LOAD	STRESS (PSI)
41	000:00:40	23283	1,852.80
42	000:00:41	23817	1,895.30
43	000:00:42	24352	1,937.87
44	000:00:43	24894	1,981.00
45	000:00:44	25378	2,019.52
46	000:00:45	25921	2,062.73
47	000:00:46	26465	2,106.02
48	000:00:47	27014	2,149.71
49	000:00:48	27510	2,189.18
50	000:00:49	28060	2,232.94
51	000:00:50	28612	2,276.87
52	000:00:51	29169	2,321.20
53	000:00:52	29667	2,360.82
54	000:00:53	30226	2,405.31
55	000:00:54	30788	2,450.03
56	000:00:55	31326	2,492.84
57	000:00:56	31759	2,527.30
58	000:00:57	32213	2,563.43
59	000:00:58	32635	2,597.01
60	000:00:59	33032	2,628.60
61	000:01:00	33385	2,656.69
62	000:01:01	33781	2,688.21
63	000:01:02	34175	2,719.56
64	000:01:03	34567	2,750.75
65	000:01:04	34925	2,779.24
66	000:01:05	35322	2,810.84
67	000:01:06	35718	2,842.35
68	000:01:07	36113	2,873.78
69	000:01:08	36473	2,902.43
70	000:01:09	36871	2,934.10
71	000:01:10	37267	2,965.61
72	000:01:11	37663	2,997.13
73	000:01:12	38022	3,025.69
74	000:01:13	38417	3,057.13
75	000:01:14	38814	3,088.72
76	000:01:15	39211	3,120.31
77	000:01:16	39568	3,148.72
78	000:01:17	39965	3,180.31

HM Data Download - Concrete Test Results

READ #	TIME	LOAD	STRESS (PSI)
79	000:01:18	40365	3,212.14
80	000:01:19	40759	3,243.50
81	000:01:20	41116	3,271.91
82	000:01:21	41513	3,303.50
83	000:01:22	41906	3,334.77
84	000:01:23	42304	3,366.45
85	000:01:24	42660	3,394.77
86	000:01:25	43054	3,426.13
87	000:01:26	43450	3,457.64
88	000:01:27	43845	3,489.07
89	000:01:28	44200	3,517.32
90	000:01:29	44595	3,548.76
91	000:01:30	44989	3,580.11
92	000:01:31	45381	3,611.31
93	000:01:32	45734	3,639.40
94	000:01:33	46130	3,670.91
95	000:01:34	46523	3,702.18
96	000:01:35	46916	3,733.46
97	000:01:36	47269	3,761.55
98	000:01:37	47660	3,792.66
99	000:01:38	48090	3,826.88
100	000:01:39	48501	3,859.59
101	000:01:40	48957	3,895.87
102	000:01:41	49413	3,932.16
103	000:01:42	49869	3,968.45
104	000:01:43	50275	4,000.76
105	000:01:44	50723	4,036.41
106	000:01:45	51176	4,072.46
107	000:01:46	51624	4,108.11
108	000:01:47	52027	4,140.18
109	000:01:48	52472	4,175.59
110	000:01:49	52919	4,211.16
111	000:01:50	53359	4,246.17
112	000:01:51	53759	4,278.01
113	000:01:52	54195	4,312.70
114	000:01:53	54637	4,347.87
115	000:01:54	55071	4,382.41
116	000:01:55	55465	4,413.76

HM Data Download - Concrete Test Results

READ #	TIME	LOAD	STRESS (PSI)
117	000:01:56	55902	4,448.54
118	000:01:57	56332	4,482.76
119	000:01:58	56768	4,517.45
120	000:01:59	57153	4,548.09
121	000:02:00	57580	4,582.07
122	000:02:01	58006	4,615.97
123	000:02:02	58433	4,649.95
124	000:02:03	58812	4,680.11
125	000:02:04	59234	4,713.69
126	000:02:05	59652	4,746.96
127	000:02:06	60069	4,780.14
128	000:02:07	60442	4,809.82
129	000:02:08	60857	4,842.85
130	000:02:09	61264	4,875.23
131	000:02:10	61671	4,907.62
132	000:02:11	62036	4,936.67
133	000:02:12	62440	4,968.82
134	000:02:13	62841	5,000.73
135	000:02:14	63237	5,032.24
136	000:02:15	63590	5,060.33
137	000:02:16	63981	5,091.45
138	000:02:17	64373	5,122.64
139	000:02:18	64757	5,153.20
140	000:02:19	65103	5,180.73
141	000:02:20	65482	5,210.89
142	000:02:21	65857	5,240.73
143	000:02:22	66231	5,270.50
144	000:02:23	66593	5,299.30
145	000:02:24	66926	5,325.80
146	000:02:25	67283	5,354.21
147	000:02:26	67640	5,382.62
148	000:02:27	67993	5,410.71
149	000:02:28	68332	5,437.69
150	000:02:29	68702	5,467.13
151	000:02:30	69066	5,496.10
152	000:02:31	69428	5,524.90
153	000:02:32	69768	5,551.96
154	000:02:33	70128	5,580.61

HM Data Download - Concrete Test Results

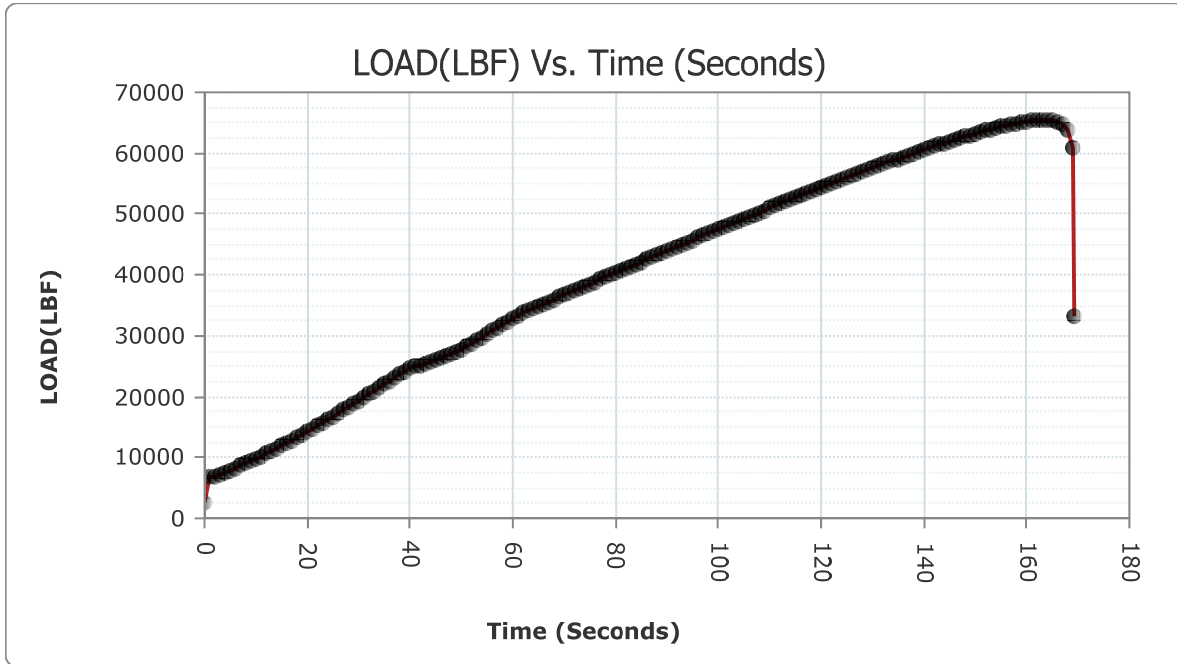
READ #	TIME	LOAD	STRESS (PSI)
155	000:02:34	70483	5,608.86
156	000:02:35	70825	5,636.07
157	000:02:36	71114	5,659.07
158	000:02:37	71423	5,683.66
159	000:02:38	71716	5,706.98
160	000:02:39	71971	5,727.27
161	000:02:40	72250	5,749.47
162	000:02:41	72493	5,768.81
163	000:02:42	72689	5,784.41
164	000:02:43	72800	5,793.24
165	000:02:44	72826	5,795.31
166	000:02:45	72542	5,772.71
167	000:02:46	70809	5,634.80
168	000:02:46	46112	3,669.48

Concrete Test

Sample Identification: Y4_1
 Machine ID: 6a127

Test Type: ASTM C39
 5/15/2020

TYPE	PEAK VALUES	UNITS
LOAD	65453	LBF
Diameter	4.00	IN
Length	8.00	IN
Cross-Sectional Area	12.57	IN ²
Sample Age	0.0	day(s)
Corrected Stress	5208.62	PSI
Average Pace Rate	321.06	LBF
Fracture Type	Type 1	
Correction Factor	1.000	
Temperature @ START	82.6	°F
Temperature @ FINISH	82.7	°F



READ #	TIME	LOAD	STRESS (PSI)
1	000:00:00	2505	199.34
2	000:00:01	6742	536.51

HM Data Download - Concrete Test Results

READ #	TIME	LOAD	STRESS (PSI)
3	000:00:02	6965	554.26
4	000:00:03	7273	578.77
5	000:00:04	7608	605.43
6	000:00:05	7925	630.65
7	000:00:06	8290	659.70
8	000:00:07	8667	689.70
9	000:00:08	9058	720.81
10	000:00:09	9418	749.46
11	000:00:10	9827	782.01
12	000:00:11	10245	815.27
13	000:00:12	10676	849.57
14	000:00:13	11075	881.32
15	000:00:14	11518	916.57
16	000:00:15	11971	952.62
17	000:00:16	12431	989.23
18	000:00:17	12852	1,022.73
19	000:00:18	13328	1,060.61
20	000:00:19	13813	1,099.20
21	000:00:20	14300	1,137.96
22	000:00:21	14746	1,173.45
23	000:00:22	15248	1,213.40
24	000:00:23	15752	1,253.50
25	000:00:24	16262	1,294.09
26	000:00:25	16724	1,330.85
27	000:00:26	17247	1,372.47
28	000:00:27	17772	1,414.25
29	000:00:28	18299	1,456.19
30	000:00:29	18782	1,494.62
31	000:00:30	19318	1,537.28
32	000:00:31	19856	1,580.09
33	000:00:32	20407	1,623.94
34	000:00:33	20896	1,662.85
35	000:00:34	21445	1,706.54
36	000:00:35	22000	1,750.70
37	000:00:36	22555	1,794.87
38	000:00:37	23056	1,834.74
39	000:00:38	23620	1,879.62
40	000:00:39	24185	1,924.58

HM Data Download - Concrete Test Results

READ #	TIME	LOAD	STRESS (PSI)
41	000:00:40	24621	1,959.28
42	000:00:41	24920	1,983.07
43	000:00:42	25220	2,006.94
44	000:00:43	25499	2,029.15
45	000:00:44	25754	2,049.44
46	000:00:45	26040	2,072.20
47	000:00:46	26325	2,094.88
48	000:00:47	26613	2,117.80
49	000:00:48	26875	2,138.64
50	000:00:49	27248	2,168.33
51	000:00:50	27722	2,206.05
52	000:00:51	28241	2,247.35
53	000:00:52	28715	2,285.07
54	000:00:53	29244	2,327.16
55	000:00:54	29770	2,369.02
56	000:00:55	30294	2,410.72
57	000:00:56	30817	2,452.34
58	000:00:57	31293	2,490.22
59	000:00:58	31817	2,531.92
60	000:00:59	32347	2,574.09
61	000:01:00	32870	2,615.71
62	000:01:01	33340	2,653.11
63	000:01:02	33788	2,688.76
64	000:01:03	34170	2,719.16
65	000:01:04	34539	2,748.53
66	000:01:05	34871	2,774.95
67	000:01:06	35243	2,804.55
68	000:01:07	35615	2,834.15
69	000:01:08	35951	2,860.89
70	000:01:09	36323	2,890.49
71	000:01:10	36699	2,920.41
72	000:01:11	37074	2,950.26
73	000:01:12	37447	2,979.94
74	000:01:13	37782	3,006.60
75	000:01:14	38153	3,036.12
76	000:01:15	38527	3,065.88
77	000:01:16	38900	3,095.56
78	000:01:17	39236	3,122.30

HM Data Download - Concrete Test Results

READ #	TIME	LOAD	STRESS (PSI)
79	000:01:18	39610	3,152.06
80	000:01:19	39981	3,181.59
81	000:01:20	40356	3,211.43
82	000:01:21	40692	3,238.17
83	000:01:22	41061	3,267.53
84	000:01:23	41434	3,297.21
85	000:01:24	41806	3,326.82
86	000:01:25	42137	3,353.16
87	000:01:26	42507	3,382.60
88	000:01:27	42876	3,411.96
89	000:01:28	43243	3,441.17
90	000:01:29	43577	3,467.75
91	000:01:30	43946	3,497.11
92	000:01:31	44313	3,526.32
93	000:01:32	44680	3,555.52
94	000:01:33	45011	3,581.86
95	000:01:34	45375	3,610.83
96	000:01:35	45736	3,639.56
97	000:01:36	46104	3,668.84
98	000:01:37	46432	3,694.94
99	000:01:38	46795	3,723.83
100	000:01:39	47155	3,752.48
101	000:01:40	47519	3,781.44
102	000:01:41	47842	3,807.15
103	000:01:42	48203	3,835.87
104	000:01:43	48566	3,864.76
105	000:01:44	48886	3,890.22
106	000:01:45	49243	3,918.63
107	000:01:46	49599	3,946.96
108	000:01:47	49954	3,975.21
109	000:01:48	50271	4,000.44
110	000:01:49	50623	4,028.45
111	000:01:50	50975	4,056.46
112	000:01:51	51328	4,084.55
113	000:01:52	51642	4,109.54
114	000:01:53	51990	4,137.23
115	000:01:54	52335	4,164.69
116	000:01:55	52681	4,192.22

HM Data Download - Concrete Test Results

READ #	TIME	LOAD	STRESS (PSI)
117	000:01:56	52990	4,216.81
118	000:01:57	53334	4,244.19
119	000:01:58	53676	4,271.40
120	000:01:59	54016	4,298.46
121	000:02:00	54320	4,322.65
122	000:02:01	54658	4,349.55
123	000:02:02	54993	4,376.20
124	000:02:03	55325	4,402.62
125	000:02:04	55625	4,426.50
126	000:02:05	55956	4,452.84
127	000:02:06	56281	4,478.70
128	000:02:07	56607	4,504.64
129	000:02:08	56901	4,528.04
130	000:02:09	57222	4,553.58
131	000:02:10	57544	4,579.21
132	000:02:11	57860	4,604.35
133	000:02:12	58145	4,627.03
134	000:02:13	58457	4,651.86
135	000:02:14	58768	4,676.61
136	000:02:15	59076	4,701.12
137	000:02:16	59351	4,723.00
138	000:02:17	59650	4,746.80
139	000:02:18	59953	4,770.91
140	000:02:19	60251	4,794.62
141	000:02:20	60517	4,815.79
142	000:02:21	60806	4,838.79
143	000:02:22	61095	4,861.79
144	000:02:23	61379	4,884.39
145	000:02:24	61632	4,904.52
146	000:02:25	61909	4,926.56
147	000:02:26	62184	4,948.45
148	000:02:27	62451	4,969.69
149	000:02:28	62690	4,988.71
150	000:02:29	62952	5,009.56
151	000:02:30	63207	5,029.85
152	000:02:31	63454	5,049.51
153	000:02:32	63698	5,068.93
154	000:02:33	63909	5,085.72

HM Data Download - Concrete Test Results

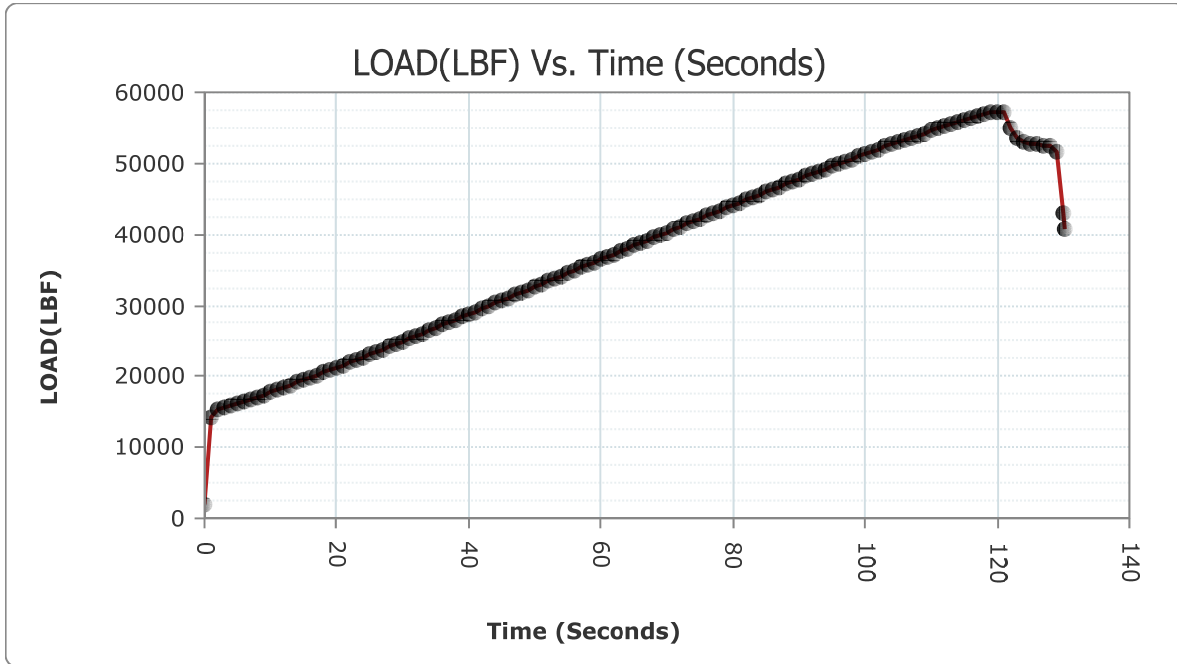
READ #	TIME	LOAD	STRESS (PSI)
155	000:02:34	64136	5,103.78
156	000:02:35	64357	5,121.37
157	000:02:36	64568	5,138.16
158	000:02:37	64747	5,152.40
159	000:02:38	64933	5,167.20
160	000:02:39	65096	5,180.18
161	000:02:40	65234	5,191.16
162	000:02:41	65335	5,199.19
163	000:02:42	65416	5,205.64
164	000:02:43	65452	5,208.50
165	000:02:44	65427	5,206.52
166	000:02:45	65312	5,197.36
167	000:02:46	65062	5,177.47
168	000:02:47	64651	5,144.76
169	000:02:48	63766	5,074.34
170	000:02:49	60786	4,837.20
171	000:02:49	33164	2,639.11

Concrete Test

Sample Identification: Y4_2
 Machine ID: 6a127

Test Type: ASTM C39
 5/15/2020

TYPE	PEAK VALUES	UNITS
LOAD	57331	LBF
Diameter	4.00	IN
Length	8.00	IN
Cross-Sectional Area	12.57	IN ²
Sample Age	0.0	day(s)
Corrected Stress	4562.25	PSI
Average Pace Rate	356.63	LBF
Fracture Type	Type 1	
Correction Factor	1.000	
Temperature @ START	82.7	°F
Temperature @ FINISH	82.5	°F



READ #	TIME	LOAD	STRESS (PSI)
1	000:00:00	2009	159.87
2	000:00:01	14352	1,142.10

HM Data Download - Concrete Test Results

READ #	TIME	LOAD	STRESS (PSI)
3	000:00:02	15290	1,216.74
4	000:00:03	15534	1,236.16
5	000:00:04	15821	1,259.00
6	000:00:05	16099	1,281.12
7	000:00:06	16418	1,306.50
8	000:00:07	16749	1,332.84
9	000:00:08	17088	1,359.82
10	000:00:09	17394	1,384.17
11	000:00:10	17737	1,411.47
12	000:00:11	18086	1,439.24
13	000:00:12	18440	1,467.41
14	000:00:13	18759	1,492.79
15	000:00:14	19117	1,521.28
16	000:00:15	19478	1,550.01
17	000:00:16	19840	1,578.82
18	000:00:17	20171	1,605.16
19	000:00:18	20541	1,634.60
20	000:00:19	20907	1,663.73
21	000:00:20	21279	1,693.33
22	000:00:21	21611	1,719.75
23	000:00:22	21991	1,749.99
24	000:00:23	22369	1,780.07
25	000:00:24	22743	1,809.83
26	000:00:25	23086	1,837.13
27	000:00:26	23466	1,867.36
28	000:00:27	23848	1,897.76
29	000:00:28	24228	1,928.00
30	000:00:29	24575	1,955.62
31	000:00:30	24962	1,986.41
32	000:00:31	25346	2,016.97
33	000:00:32	25732	2,047.69
34	000:00:33	26085	2,075.78
35	000:00:34	26470	2,106.42
36	000:00:35	26869	2,138.17
37	000:00:36	27222	2,166.26
38	000:00:37	27612	2,197.29
39	000:00:38	28003	2,228.41
40	000:00:39	28395	2,259.60

HM Data Download - Concrete Test Results

READ #	TIME	LOAD	STRESS (PSI)
41	000:00:40	28748	2,287.69
42	000:00:41	29140	2,318.89
43	000:00:42	29535	2,350.32
44	000:00:43	29931	2,381.83
45	000:00:44	30283	2,409.84
46	000:00:45	30679	2,441.36
47	000:00:46	31073	2,472.71
48	000:00:47	31468	2,504.14
49	000:00:48	31825	2,532.55
50	000:00:49	32220	2,563.99
51	000:00:50	32618	2,595.66
52	000:00:51	33014	2,627.17
53	000:00:52	33370	2,655.50
54	000:00:53	33765	2,686.93
55	000:00:54	34161	2,718.45
56	000:00:55	34559	2,750.12
57	000:00:56	34915	2,778.45
58	000:00:57	35310	2,809.88
59	000:00:58	35705	2,841.31
60	000:00:59	36104	2,873.06
61	000:01:00	36458	2,901.24
62	000:01:01	36855	2,932.83
63	000:01:02	37250	2,964.26
64	000:01:03	37647	2,995.85
65	000:01:04	38038	3,026.97
66	000:01:05	38394	3,055.30
67	000:01:06	38785	3,086.41
68	000:01:07	39180	3,117.85
69	000:01:08	39574	3,149.20
70	000:01:09	39928	3,177.37
71	000:01:10	40321	3,208.64
72	000:01:11	40713	3,239.84
73	000:01:12	41105	3,271.03
74	000:01:13	41457	3,299.04
75	000:01:14	41848	3,330.16
76	000:01:15	42232	3,360.72
77	000:01:16	42621	3,391.67
78	000:01:17	42973	3,419.68

HM Data Download - Concrete Test Results

READ #	TIME	LOAD	STRESS (PSI)
79	000:01:18	43358	3,450.32
80	000:01:19	43746	3,481.20
81	000:01:20	44126	3,511.44
82	000:01:21	44474	3,539.13
83	000:01:22	44855	3,569.45
84	000:01:23	45235	3,599.69
85	000:01:24	45612	3,629.69
86	000:01:25	45953	3,656.82
87	000:01:26	46330	3,686.82
88	000:01:27	46706	3,716.75
89	000:01:28	47077	3,746.27
90	000:01:29	47413	3,773.01
91	000:01:30	47781	3,802.29
92	000:01:31	48150	3,831.66
93	000:01:32	48516	3,860.78
94	000:01:33	48847	3,887.12
95	000:01:34	49213	3,916.25
96	000:01:35	49576	3,945.13
97	000:01:36	49910	3,971.71
98	000:01:37	50267	4,000.12
99	000:01:38	50621	4,028.29
100	000:01:39	50973	4,056.30
101	000:01:40	51290	4,081.53
102	000:01:41	51642	4,109.54
103	000:01:42	51987	4,136.99
104	000:01:43	52327	4,164.05
105	000:01:44	52632	4,188.32
106	000:01:45	52968	4,215.06
107	000:01:46	53307	4,242.04
108	000:01:47	53634	4,268.06
109	000:01:48	53931	4,291.69
110	000:01:49	54246	4,316.76
111	000:01:50	54563	4,341.99
112	000:01:51	54874	4,366.73
113	000:01:52	55145	4,388.30
114	000:01:53	55432	4,411.14
115	000:01:54	55715	4,433.66
116	000:01:55	56058	4,460.95

HM Data Download - Concrete Test Results

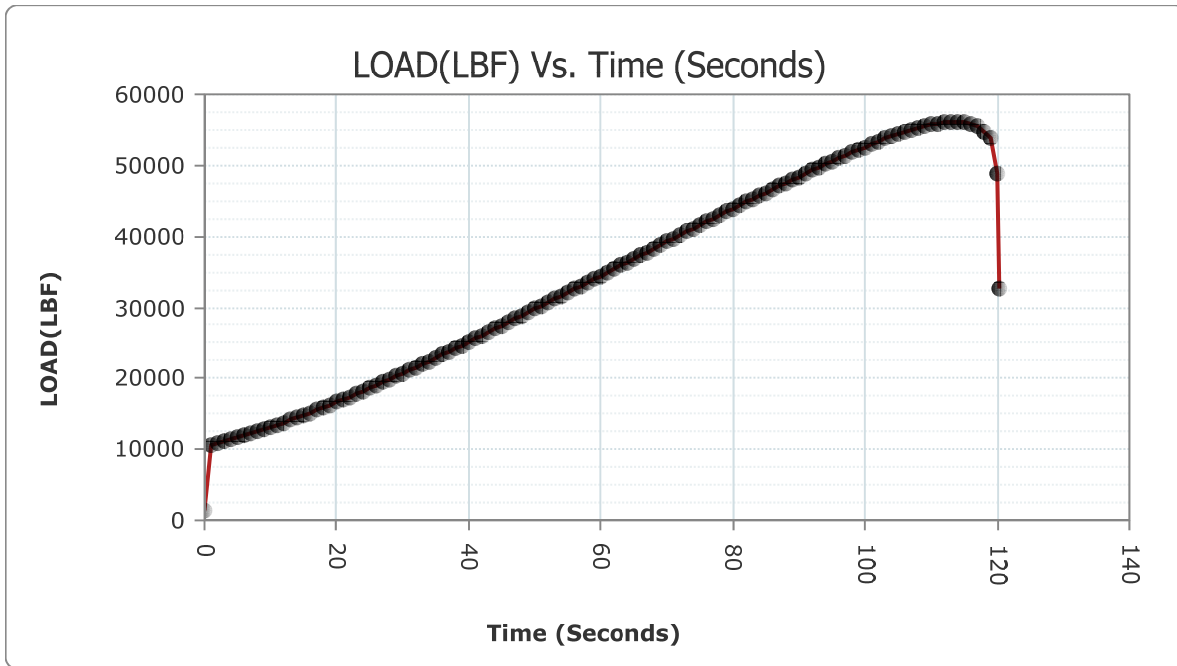
READ #	TIME	LOAD	STRESS (PSI)
117	000:01:56	56401	4,488.25
118	000:01:57	56735	4,514.83
119	000:01:58	57002	4,536.08
120	000:01:59	57179	4,550.16
121	000:02:00	57282	4,558.36
122	000:02:01	57290	4,558.99
123	000:02:02	55101	4,384.80
124	000:02:03	53444	4,252.94
125	000:02:04	53063	4,222.62
126	000:02:05	52849	4,205.59
127	000:02:06	52691	4,193.02
128	000:02:07	52564	4,182.91
129	000:02:08	52369	4,167.39
130	000:02:09	51685	4,112.96
131	000:02:10	43111	3,430.66
132	000:02:10	40613	3,231.88

Concrete Test

Sample Identification: Y4_3
 Machine ID: 6a127

Test Type: ASTM C39
 5/15/2020

TYPE	PEAK VALUES	UNITS
LOAD	56054	LBF
Diameter	4.00	IN
Length	8.00	IN
Cross-Sectional Area	12.57	IN ²
Sample Age	0.0	day(s)
Corrected Stress	4460.61	PSI
Average Pace Rate	426.17	LBF
Fracture Type	Type 1	
Correction Factor	1.000	
Temperature @ START	82.5	°F
Temperature @ FINISH	82.6	°F



READ #	TIME	LOAD	STRESS (PSI)
1	000:00:00	1334	106.16
2	000:00:01	10648	847.34

HM Data Download - Concrete Test Results

READ #	TIME	LOAD	STRESS (PSI)
3	000:00:02	10797	859.20
4	000:00:03	11055	879.73
5	000:00:04	11326	901.29
6	000:00:05	11589	922.22
7	000:00:06	11884	945.70
8	000:00:07	12192	970.21
9	000:00:08	12502	994.88
10	000:00:09	12792	1,017.96
11	000:00:10	13120	1,044.06
12	000:00:11	13455	1,070.71
13	000:00:12	13762	1,095.15
14	000:00:13	14105	1,122.44
15	000:00:14	14460	1,150.69
16	000:00:15	14818	1,179.18
17	000:00:16	15146	1,205.28
18	000:00:17	15515	1,234.64
19	000:00:18	15897	1,265.04
20	000:00:19	16282	1,295.68
21	000:00:20	16631	1,323.45
22	000:00:21	17027	1,354.97
23	000:00:22	17427	1,386.80
24	000:00:23	17832	1,419.03
25	000:00:24	18201	1,448.39
26	000:00:25	18613	1,481.18
27	000:00:26	19033	1,514.60
28	000:00:27	19457	1,548.34
29	000:00:28	19841	1,578.90
30	000:00:29	20274	1,613.35
31	000:00:30	20710	1,648.05
32	000:00:31	21149	1,682.98
33	000:00:32	21548	1,714.74
34	000:00:33	21994	1,750.23
35	000:00:34	22444	1,786.04
36	000:00:35	22897	1,822.09
37	000:00:36	23306	1,854.63
38	000:00:37	23765	1,891.16
39	000:00:38	24224	1,927.68
40	000:00:39	24689	1,964.69

HM Data Download - Concrete Test Results

READ #	TIME	LOAD	STRESS (PSI)
41	000:00:40	25106	1,997.87
42	000:00:41	25575	2,035.19
43	000:00:42	26042	2,072.36
44	000:00:43	26513	2,109.84
45	000:00:44	26936	2,143.50
46	000:00:45	27412	2,181.38
47	000:00:46	27887	2,219.18
48	000:00:47	28365	2,257.22
49	000:00:48	28796	2,291.51
50	000:00:49	29275	2,329.63
51	000:00:50	29753	2,367.67
52	000:00:51	30237	2,406.18
53	000:00:52	30669	2,440.56
54	000:00:53	31151	2,478.92
55	000:00:54	31632	2,517.19
56	000:00:55	32117	2,555.79
57	000:00:56	32553	2,590.49
58	000:00:57	33038	2,629.08
59	000:00:58	33524	2,667.76
60	000:00:59	34012	2,706.59
61	000:01:00	34447	2,741.21
62	000:01:01	34935	2,780.04
63	000:01:02	35423	2,818.87
64	000:01:03	35909	2,857.55
65	000:01:04	36396	2,896.30
66	000:01:05	36833	2,931.08
67	000:01:06	37320	2,969.83
68	000:01:07	37804	3,008.35
69	000:01:08	38290	3,047.02
70	000:01:09	38735	3,082.43
71	000:01:10	39226	3,121.51
72	000:01:11	39665	3,156.44
73	000:01:12	40145	3,194.64
74	000:01:13	40629	3,233.15
75	000:01:14	41108	3,271.27
76	000:01:15	41591	3,309.71
77	000:01:16	42021	3,343.93
78	000:01:17	42498	3,381.88

HM Data Download - Concrete Test Results

READ #	TIME	LOAD	STRESS (PSI)
79	000:01:18	42977	3,420.00
80	000:01:19	43452	3,457.80
81	000:01:20	43877	3,491.62
82	000:01:21	44351	3,529.34
83	000:01:22	44818	3,566.50
84	000:01:23	45287	3,603.82
85	000:01:24	45707	3,637.25
86	000:01:25	46171	3,674.17
87	000:01:26	46632	3,710.86
88	000:01:27	47091	3,747.38
89	000:01:28	47505	3,780.33
90	000:01:29	47957	3,816.30
91	000:01:30	48410	3,852.35
92	000:01:31	48856	3,887.84
93	000:01:32	49256	3,919.67
94	000:01:33	49697	3,954.76
95	000:01:34	50137	3,989.78
96	000:01:35	50570	4,024.23
97	000:01:36	50957	4,055.03
98	000:01:37	51381	4,088.77
99	000:01:38	51796	4,121.79
100	000:01:39	52208	4,154.58
101	000:01:40	52574	4,183.71
102	000:01:41	52973	4,215.46
103	000:01:42	53364	4,246.57
104	000:01:43	53743	4,276.73
105	000:01:44	54077	4,303.31
106	000:01:45	54440	4,332.20
107	000:01:46	54787	4,359.81
108	000:01:47	55110	4,385.51
109	000:01:48	55363	4,405.65
110	000:01:49	55590	4,423.71
111	000:01:50	55798	4,440.26
112	000:01:51	55939	4,451.48
113	000:01:52	56014	4,457.45
114	000:01:53	56054	4,460.64
115	000:01:54	56033	4,458.96
116	000:01:55	55958	4,453.00

HM Data Download - Concrete Test Results

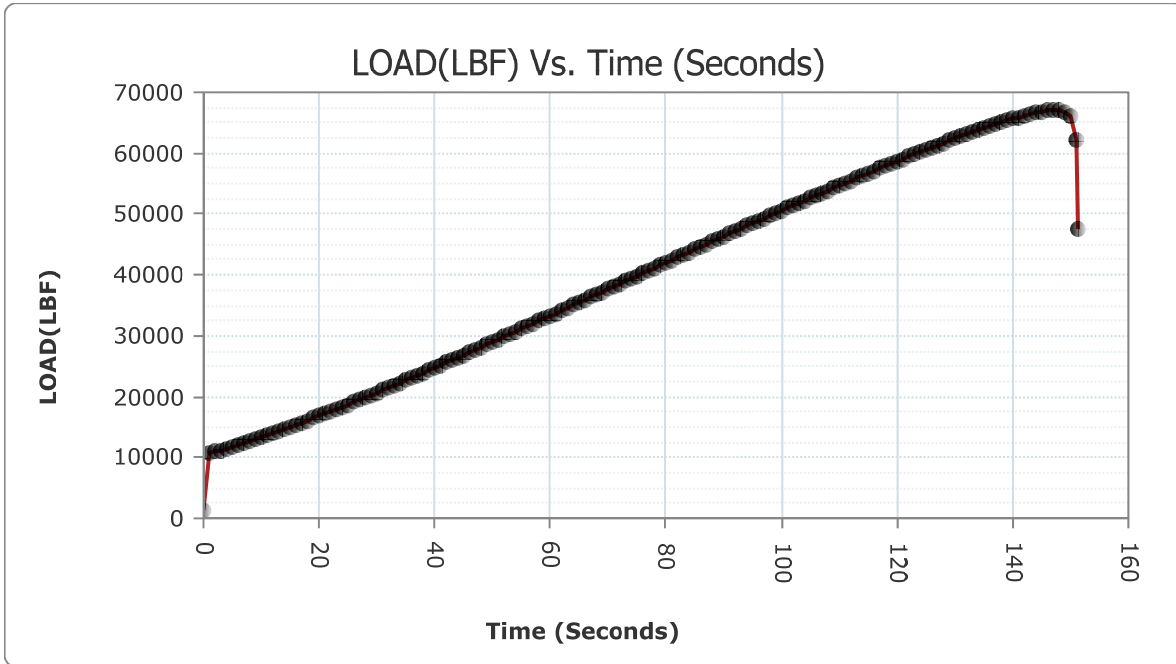
READ #	TIME	LOAD	STRESS (PSI)
117	000:01:56	55761	4,437.32
118	000:01:57	55416	4,409.87
119	000:01:58	54755	4,357.26
120	000:01:59	53781	4,279.76
121	000:02:00	48846	3,887.04
122	000:02:00	32726	2,604.25

Concrete Test

Sample Identification: Y6_1
 Machine ID: 6a127

Test Type: ASTM C39
 5/15/2020

TYPE	PEAK VALUES	UNITS
LOAD	67028	LBF
Diameter	4.00	IN
Length	8.00	IN
Cross-Sectional Area	12.57	IN ²
Sample Age	0.0	day(s)
Corrected Stress	5333.95	PSI
Average Pace Rate	391.98	LBF
Fracture Type	Type 1	
Correction Factor	1.000	
Temperature @ START	82.3	°F
Temperature @ FINISH	82.0	°F



READ #	TIME	LOAD	STRESS (PSI)
1	000:00:00	1416	112.68
2	000:00:01	10850	863.42

HM Data Download - Concrete Test Results

READ #	TIME	LOAD	STRESS (PSI)
3	000:00:02	10996	875.03
4	000:00:03	11218	892.70
5	000:00:04	11484	913.87
6	000:00:05	11743	934.48
7	000:00:06	12049	958.83
8	000:00:07	12362	983.74
9	000:00:08	12656	1,007.13
10	000:00:09	12982	1,033.07
11	000:00:10	13316	1,059.65
12	000:00:11	13657	1,086.79
13	000:00:12	13966	1,111.38
14	000:00:13	14318	1,139.39
15	000:00:14	14670	1,167.40
16	000:00:15	15028	1,195.89
17	000:00:16	15354	1,221.83
18	000:00:17	15718	1,250.80
19	000:00:18	16087	1,280.16
20	000:00:19	16462	1,310.00
21	000:00:20	16802	1,337.06
22	000:00:21	17179	1,367.06
23	000:00:22	17566	1,397.86
24	000:00:23	17951	1,428.50
25	000:00:24	18304	1,456.59
26	000:00:25	18698	1,487.94
27	000:00:26	19094	1,519.45
28	000:00:27	19490	1,550.96
29	000:00:28	19853	1,579.85
30	000:00:29	20260	1,612.24
31	000:00:30	20665	1,644.47
32	000:00:31	21076	1,677.17
33	000:00:32	21445	1,706.54
34	000:00:33	21857	1,739.32
35	000:00:34	22273	1,772.43
36	000:00:35	22693	1,805.85
37	000:00:36	23067	1,835.61
38	000:00:37	23488	1,869.12
39	000:00:38	23910	1,902.70
40	000:00:39	24336	1,936.60

HM Data Download - Concrete Test Results

READ #	TIME	LOAD	STRESS (PSI)
41	000:00:40	24719	1,967.08
42	000:00:41	25145	2,000.98
43	000:00:42	25576	2,035.27
44	000:00:43	26003	2,069.25
45	000:00:44	26394	2,100.37
46	000:00:45	26824	2,134.59
47	000:00:46	27257	2,169.04
48	000:00:47	27690	2,203.50
49	000:00:48	28084	2,234.85
50	000:00:49	28517	2,269.31
51	000:00:50	28957	2,304.32
52	000:00:51	29396	2,339.26
53	000:00:52	29791	2,370.69
54	000:00:53	30232	2,405.79
55	000:00:54	30671	2,440.72
56	000:00:55	31112	2,475.81
57	000:00:56	31512	2,507.65
58	000:00:57	31956	2,542.98
59	000:00:58	32398	2,578.15
60	000:00:59	32842	2,613.48
61	000:01:00	33245	2,645.55
62	000:01:01	33688	2,680.81
63	000:01:02	34133	2,716.22
64	000:01:03	34579	2,751.71
65	000:01:04	35027	2,787.36
66	000:01:05	35429	2,819.35
67	000:01:06	35874	2,854.76
68	000:01:07	36321	2,890.33
69	000:01:08	36737	2,923.44
70	000:01:09	37184	2,959.01
71	000:01:10	37632	2,994.66
72	000:01:11	38034	3,026.65
73	000:01:12	38482	3,062.30
74	000:01:13	38929	3,097.87
75	000:01:14	39376	3,133.44
76	000:01:15	39779	3,165.51
77	000:01:16	40226	3,201.08
78	000:01:17	40673	3,236.65

HM Data Download - Concrete Test Results

READ #	TIME	LOAD	STRESS (PSI)
79	000:01:18	41121	3,272.31
80	000:01:19	41525	3,304.45
81	000:01:20	41969	3,339.79
82	000:01:21	42414	3,375.20
83	000:01:22	42865	3,411.09
84	000:01:23	43306	3,446.18
85	000:01:24	43709	3,478.25
86	000:01:25	44154	3,513.66
87	000:01:26	44596	3,548.84
88	000:01:27	45040	3,584.17
89	000:01:28	45439	3,615.92
90	000:01:29	45879	3,650.93
91	000:01:30	46321	3,686.11
92	000:01:31	46761	3,721.12
93	000:01:32	47157	3,752.63
94	000:01:33	47593	3,787.33
95	000:01:34	48034	3,822.42
96	000:01:35	48471	3,857.20
97	000:01:36	48862	3,888.31
98	000:01:37	49298	3,923.01
99	000:01:38	49732	3,957.55
100	000:01:39	50167	3,992.16
101	000:01:40	50553	4,022.88
102	000:01:41	50984	4,057.18
103	000:01:42	51413	4,091.32
104	000:01:43	51840	4,125.30
105	000:01:44	52224	4,155.85
106	000:01:45	52647	4,189.52
107	000:01:46	53075	4,223.57
108	000:01:47	53494	4,256.92
109	000:01:48	53873	4,287.08
110	000:01:49	54293	4,320.50
111	000:01:50	54713	4,353.92
112	000:01:51	55129	4,387.03
113	000:01:52	55503	4,416.79
114	000:01:53	55917	4,449.73
115	000:01:54	56327	4,482.36
116	000:01:55	56736	4,514.91

HM Data Download - Concrete Test Results

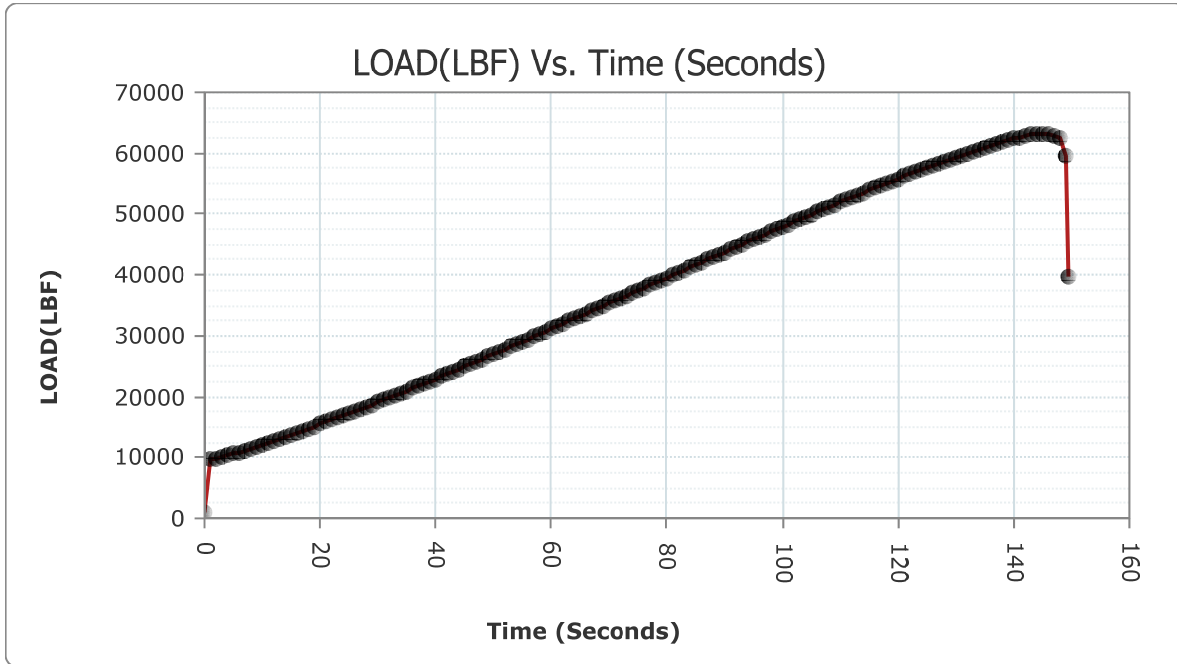
READ #	TIME	LOAD	STRESS (PSI)
117	000:01:56	57105	4,544.27
118	000:01:57	57508	4,576.34
119	000:01:58	57912	4,608.49
120	000:01:59	58313	4,640.40
121	000:02:00	58673	4,669.05
122	000:02:01	59067	4,700.40
123	000:02:02	59459	4,731.60
124	000:02:03	59851	4,762.79
125	000:02:04	60201	4,790.64
126	000:02:05	60586	4,821.28
127	000:02:06	60966	4,851.52
128	000:02:07	61343	4,881.52
129	000:02:08	61692	4,909.29
130	000:02:09	62062	4,938.74
131	000:02:10	62427	4,967.78
132	000:02:11	62750	4,993.49
133	000:02:12	63108	5,021.98
134	000:02:13	63458	5,049.83
135	000:02:14	63801	5,077.12
136	000:02:15	64105	5,101.31
137	000:02:16	64439	5,127.89
138	000:02:17	64764	5,153.76
139	000:02:18	65081	5,178.98
140	000:02:19	65355	5,200.79
141	000:02:20	65651	5,224.34
142	000:02:21	65928	5,246.38
143	000:02:22	66191	5,267.31
144	000:02:23	66410	5,284.74
145	000:02:24	66631	5,302.33
146	000:02:25	66816	5,317.05
147	000:02:26	66955	5,328.11
148	000:02:27	67020	5,333.28
149	000:02:28	66992	5,331.05
150	000:02:29	66748	5,311.64
151	000:02:30	65941	5,247.42
152	000:02:31	62278	4,955.93
153	000:02:31	47556	3,784.39

Concrete Test

Sample Identification: Y6_2
 Machine ID: 6a127

Test Type: ASTM C39
 5/15/2020

TYPE	PEAK VALUES	UNITS
LOAD	63205	LBF
Diameter	4.00	IN
Length	8.00	IN
Cross-Sectional Area	12.57	IN ²
Sample Age	0.0	day(s)
Corrected Stress	5029.67	PSI
Average Pace Rate	380.95	LBF
Fracture Type	Type 1	
Correction Factor	1.000	
Temperature @ START	82.1	°F
Temperature @ FINISH	82.0	°F



READ #	TIME	LOAD	STRESS (PSI)
1	000:00:00	1099	87.46
2	000:00:01	9732	774.45

HM Data Download - Concrete Test Results

READ #	TIME	LOAD	STRESS (PSI)
3	000:00:02	9855	784.24
4	000:00:03	10083	802.38
5	000:00:04	10348	823.47
6	000:00:05	10600	843.52
7	000:00:06	10895	867.00
8	000:00:07	11195	890.87
9	000:00:08	11504	915.46
10	000:00:09	11785	937.82
11	000:00:10	12109	963.60
12	000:00:11	12433	989.39
13	000:00:12	12764	1,015.73
14	000:00:13	13064	1,039.60
15	000:00:14	13398	1,066.18
16	000:00:15	13741	1,093.47
17	000:00:16	14084	1,120.77
18	000:00:17	14396	1,145.60
19	000:00:18	14748	1,173.61
20	000:00:19	15102	1,201.78
21	000:00:20	15466	1,230.75
22	000:00:21	15798	1,257.16
23	000:00:22	16161	1,286.05
24	000:00:23	16493	1,312.47
25	000:00:24	16859	1,341.60
26	000:00:25	17233	1,371.36
27	000:00:26	17610	1,401.36
28	000:00:27	17988	1,431.44
29	000:00:28	18325	1,458.26
30	000:00:29	18715	1,489.29
31	000:00:30	19097	1,519.69
32	000:00:31	19484	1,550.49
33	000:00:32	19839	1,578.74
34	000:00:33	20226	1,609.53
35	000:00:34	20624	1,641.21
36	000:00:35	20982	1,669.69
37	000:00:36	21377	1,701.13
38	000:00:37	21777	1,732.96
39	000:00:38	22181	1,765.11
40	000:00:39	22584	1,797.18

HM Data Download - Concrete Test Results

READ #	TIME	LOAD	STRESS (PSI)
41	000:00:40	22950	1,826.30
42	000:00:41	23355	1,858.53
43	000:00:42	23765	1,891.16
44	000:00:43	24175	1,923.79
45	000:00:44	24549	1,953.55
46	000:00:45	24960	1,986.25
47	000:00:46	25375	2,019.28
48	000:00:47	25789	2,052.22
49	000:00:48	26164	2,082.06
50	000:00:49	26584	2,115.49
51	000:00:50	27003	2,148.83
52	000:00:51	27424	2,182.33
53	000:00:52	27802	2,212.41
54	000:00:53	28224	2,245.99
55	000:00:54	28648	2,279.74
56	000:00:55	29072	2,313.48
57	000:00:56	29455	2,343.95
58	000:00:57	29880	2,377.77
59	000:00:58	30308	2,411.83
60	000:00:59	30734	2,445.73
61	000:01:00	31120	2,476.45
62	000:01:01	31545	2,510.27
63	000:01:02	31973	2,544.33
64	000:01:03	32405	2,578.71
65	000:01:04	32791	2,609.42
66	000:01:05	33222	2,643.72
67	000:01:06	33652	2,677.94
68	000:01:07	34085	2,712.40
69	000:01:08	34474	2,743.35
70	000:01:09	34905	2,777.65
71	000:01:10	35336	2,811.95
72	000:01:11	35770	2,846.49
73	000:01:12	36158	2,877.36
74	000:01:13	36592	2,911.90
75	000:01:14	37027	2,946.52
76	000:01:15	37459	2,980.89
77	000:01:16	37850	3,012.01
78	000:01:17	38283	3,046.46

HM Data Download - Concrete Test Results

READ #	TIME	LOAD	STRESS (PSI)
79	000:01:18	38717	3,081.00
80	000:01:19	39151	3,115.54
81	000:01:20	39539	3,146.41
82	000:01:21	39985	3,181.91
83	000:01:22	40422	3,216.68
84	000:01:23	40810	3,247.56
85	000:01:24	41242	3,281.93
86	000:01:25	41673	3,316.23
87	000:01:26	42106	3,350.69
88	000:01:27	42494	3,381.57
89	000:01:28	42924	3,415.78
90	000:01:29	43354	3,450.00
91	000:01:30	43783	3,484.14
92	000:01:31	44172	3,515.10
93	000:01:32	44597	3,548.92
94	000:01:33	45026	3,583.06
95	000:01:34	45453	3,617.03
96	000:01:35	45838	3,647.67
97	000:01:36	46260	3,681.25
98	000:01:37	46684	3,714.99
99	000:01:38	47110	3,748.89
100	000:01:39	47486	3,778.82
101	000:01:40	47910	3,812.56
102	000:01:41	48331	3,846.06
103	000:01:42	48748	3,879.24
104	000:01:43	49126	3,909.32
105	000:01:44	49545	3,942.67
106	000:01:45	49960	3,975.69
107	000:01:46	50374	4,008.64
108	000:01:47	50748	4,038.40
109	000:01:48	51158	4,071.02
110	000:01:49	51568	4,103.65
111	000:01:50	51976	4,136.12
112	000:01:51	52344	4,165.40
113	000:01:52	52745	4,197.31
114	000:01:53	53150	4,229.54
115	000:01:54	53549	4,261.29
116	000:01:55	53905	4,289.62

HM Data Download - Concrete Test Results

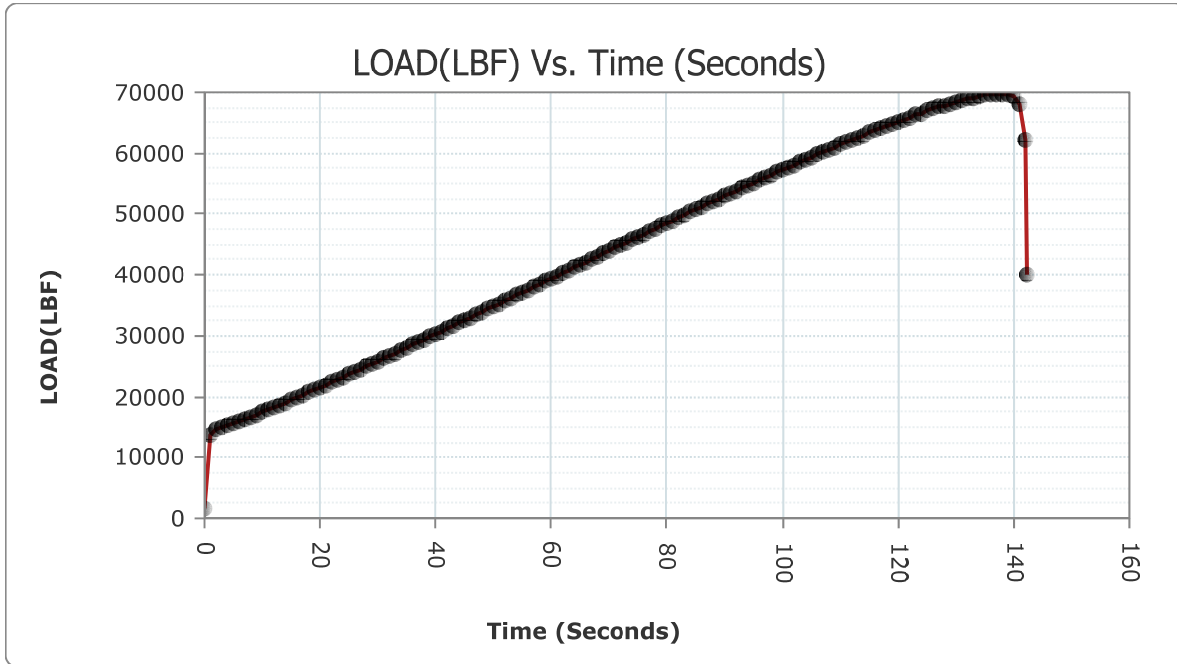
READ #	TIME	LOAD	STRESS (PSI)
117	000:01:56	54299	4,320.98
118	000:01:57	54695	4,352.49
119	000:01:58	55084	4,383.45
120	000:01:59	55434	4,411.30
121	000:02:00	55821	4,442.09
122	000:02:01	56205	4,472.65
123	000:02:02	56586	4,502.97
124	000:02:03	56926	4,530.03
125	000:02:04	57296	4,559.47
126	000:02:05	57665	4,588.83
127	000:02:06	58031	4,617.96
128	000:02:07	58356	4,643.82
129	000:02:08	58715	4,672.39
130	000:02:09	59067	4,700.40
131	000:02:10	59413	4,727.94
132	000:02:11	59720	4,752.37
133	000:02:12	60056	4,779.10
134	000:02:13	60388	4,805.52
135	000:02:14	60713	4,831.39
136	000:02:15	60997	4,853.99
137	000:02:16	61310	4,878.90
138	000:02:17	61610	4,902.77
139	000:02:18	61904	4,926.16
140	000:02:19	62182	4,948.29
141	000:02:20	62424	4,967.54
142	000:02:21	62672	4,987.28
143	000:02:22	62874	5,003.35
144	000:02:23	63050	5,017.36
145	000:02:24	63164	5,026.43
146	000:02:25	63205	5,029.69
147	000:02:26	63136	5,024.20
148	000:02:27	62954	5,009.72
149	000:02:28	62533	4,976.22
150	000:02:29	59718	4,752.21
151	000:02:29	39733	3,161.85

Concrete Test

Sample Identification: Y6_3
 Machine ID: 6a127

Test Type: ASTM C39
 5/15/2020

TYPE	PEAK VALUES	UNITS
LOAD	69814	LBF
Diameter	4.00	IN
Length	8.00	IN
Cross-Sectional Area	12.57	IN ²
Sample Age	0.0	day(s)
Corrected Stress	5555.65	PSI
Average Pace Rate	401.59	LBF
Fracture Type	Type 1	
Correction Factor	1.000	
Temperature @ START	82.1	°F
Temperature @ FINISH	82.0	°F



READ #	TIME	LOAD	STRESS (PSI)
1	000:00:00	1612	128.28
2	000:00:01	13793	1,097.61

HM Data Download - Concrete Test Results

READ #	TIME	LOAD	STRESS (PSI)
3	000:00:02	14589	1,160.96
4	000:00:03	14888	1,184.75
5	000:00:04	15225	1,211.57
6	000:00:05	15550	1,237.43
7	000:00:06	15921	1,266.95
8	000:00:07	16304	1,297.43
9	000:00:08	16690	1,328.15
10	000:00:09	17045	1,356.40
11	000:00:10	17445	1,388.23
12	000:00:11	17846	1,420.14
13	000:00:12	18255	1,452.69
14	000:00:13	18626	1,482.21
15	000:00:14	19041	1,515.23
16	000:00:15	19457	1,548.34
17	000:00:16	19877	1,581.76
18	000:00:17	20260	1,612.24
19	000:00:18	20689	1,646.38
20	000:00:19	21119	1,680.60
21	000:00:20	21554	1,715.21
22	000:00:21	21944	1,746.25
23	000:00:22	22385	1,781.34
24	000:00:23	22820	1,815.96
25	000:00:24	23260	1,850.97
26	000:00:25	23661	1,882.88
27	000:00:26	24105	1,918.21
28	000:00:27	24552	1,953.79
29	000:00:28	24999	1,989.36
30	000:00:29	25403	2,021.51
31	000:00:30	25855	2,057.48
32	000:00:31	26308	2,093.52
33	000:00:32	26760	2,129.49
34	000:00:33	27171	2,162.20
35	000:00:34	27626	2,198.41
36	000:00:35	28082	2,234.69
37	000:00:36	28544	2,271.46
38	000:00:37	28966	2,305.04
39	000:00:38	29425	2,341.57
40	000:00:39	29888	2,378.41

HM Data Download - Concrete Test Results

READ #	TIME	LOAD	STRESS (PSI)
41	000:00:40	30303	2,411.44
42	000:00:41	30764	2,448.12
43	000:00:42	31228	2,485.05
44	000:00:43	31688	2,521.65
45	000:00:44	32107	2,554.99
46	000:00:45	32573	2,592.08
47	000:00:46	33036	2,628.92
48	000:00:47	33504	2,666.16
49	000:00:48	33923	2,699.51
50	000:00:49	34390	2,736.67
51	000:00:50	34853	2,773.51
52	000:00:51	35322	2,810.84
53	000:00:52	35744	2,844.42
54	000:00:53	36211	2,881.58
55	000:00:54	36680	2,918.90
56	000:00:55	37148	2,956.14
57	000:00:56	37568	2,989.57
58	000:00:57	38035	3,026.73
59	000:00:58	38507	3,064.29
60	000:00:59	38976	3,101.61
61	000:01:00	39395	3,134.95
62	000:01:01	39863	3,172.20
63	000:01:02	40330	3,209.36
64	000:01:03	40801	3,246.84
65	000:01:04	41268	3,284.00
66	000:01:05	41688	3,317.43
67	000:01:06	42159	3,354.91
68	000:01:07	42625	3,391.99
69	000:01:08	43090	3,428.99
70	000:01:09	43512	3,462.57
71	000:01:10	43977	3,499.58
72	000:01:11	44445	3,536.82
73	000:01:12	44910	3,573.82
74	000:01:13	45327	3,607.01
75	000:01:14	45790	3,643.85
76	000:01:15	46251	3,680.54
77	000:01:16	46716	3,717.54
78	000:01:17	47135	3,750.88

HM Data Download - Concrete Test Results

READ #	TIME	LOAD	STRESS (PSI)
79	000:01:18	47595	3,787.49
80	000:01:19	48056	3,824.18
81	000:01:20	48521	3,861.18
82	000:01:21	48935	3,894.12
83	000:01:22	49390	3,930.33
84	000:01:23	49849	3,966.86
85	000:01:24	50308	4,003.38
86	000:01:25	50720	4,036.17
87	000:01:26	51171	4,072.06
88	000:01:27	51628	4,108.43
89	000:01:28	52082	4,144.55
90	000:01:29	52490	4,177.02
91	000:01:30	52935	4,212.43
92	000:01:31	53385	4,248.24
93	000:01:32	53831	4,283.73
94	000:01:33	54237	4,316.04
95	000:01:34	54680	4,351.30
96	000:01:35	55121	4,386.39
97	000:01:36	55565	4,421.72
98	000:01:37	55972	4,454.11
99	000:01:38	56415	4,489.36
100	000:01:39	56851	4,524.06
101	000:01:40	57241	4,555.09
102	000:01:41	57676	4,589.71
103	000:01:42	58104	4,623.77
104	000:01:43	58531	4,657.75
105	000:01:44	58919	4,688.63
106	000:01:45	59343	4,722.37
107	000:01:46	59766	4,756.03
108	000:01:47	60185	4,789.37
109	000:01:48	60561	4,819.29
110	000:01:49	60977	4,852.40
111	000:01:50	61386	4,884.94
112	000:01:51	61795	4,917.49
113	000:01:52	62161	4,946.62
114	000:01:53	62564	4,978.69
115	000:01:54	62961	5,010.28
116	000:01:55	63355	5,041.63

HM Data Download - Concrete Test Results

READ #	TIME	LOAD	STRESS (PSI)
117	000:01:56	63706	5,069.56
118	000:01:57	64091	5,100.20
119	000:01:58	64473	5,130.60
120	000:01:59	64848	5,160.44
121	000:02:00	65181	5,186.94
122	000:02:01	65548	5,216.14
123	000:02:02	65907	5,244.71
124	000:02:03	66260	5,272.80
125	000:02:04	66575	5,297.87
126	000:02:05	66914	5,324.85
127	000:02:06	67241	5,350.87
128	000:02:07	67563	5,376.49
129	000:02:08	67843	5,398.77
130	000:02:09	68140	5,422.41
131	000:02:10	68419	5,444.61
132	000:02:11	68689	5,466.10
133	000:02:12	68915	5,484.08
134	000:02:13	69148	5,502.62
135	000:02:14	69364	5,519.81
136	000:02:15	69550	5,534.61
137	000:02:16	69686	5,545.44
138	000:02:17	69791	5,553.79
139	000:02:18	69804	5,554.83
140	000:02:19	69681	5,545.04
141	000:02:20	69330	5,517.11
142	000:02:21	68200	5,427.18
143	000:02:22	62325	4,959.67
144	000:02:22	39916	3,176.41

Concrete Test

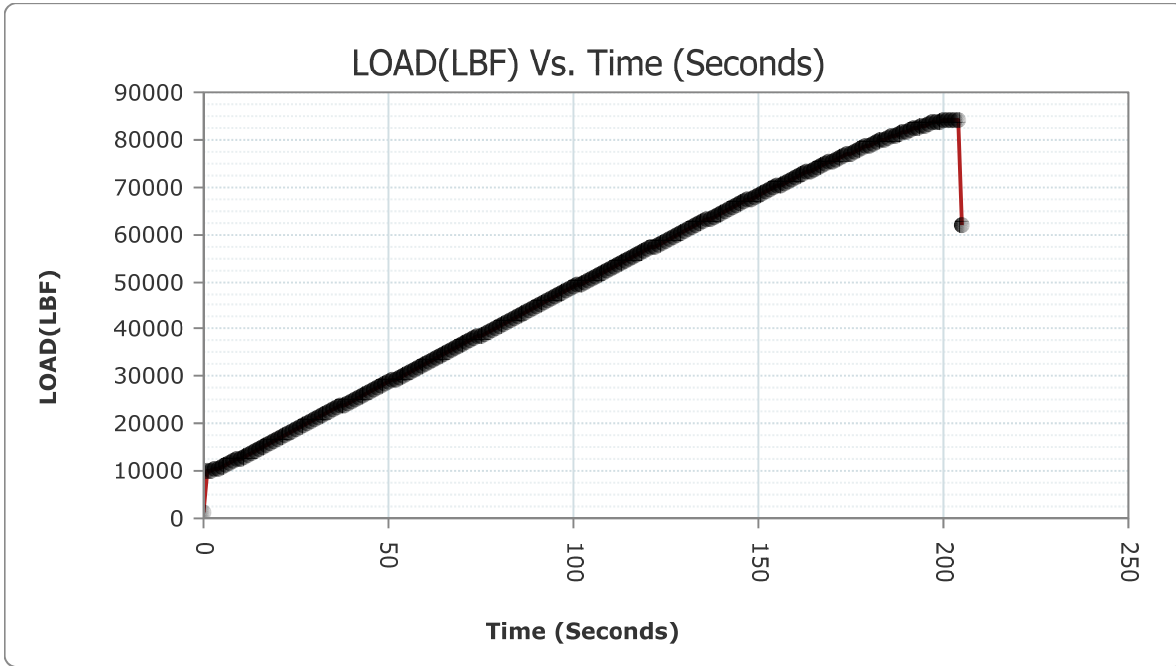
Sample Identification: Y24H_1

Machine ID: 6a127

Test Type: ASTM C39

5/16/2020

TYPE	PEAK VALUES	UNITS
LOAD	84271	LBF
Diameter	4.00	IN
Length	8.00	IN
Cross-Sectional Area	12.57	IN ²
Sample Age	0.0	day(s)
Corrected Stress	6706.10	PSI
Average Pace Rate	357.99	LBF
Fracture Type	Type 1	
Correction Factor	1.000	
Temperature @ START	79.2	°F
Temperature @ FINISH	79.3	°F



READ #	TIME	LOAD	STRESS (PSI)
1	000:00:00	1125	89.52
2	000:00:01	9871	785.51

HM Data Download - Concrete Test Results

READ #	TIME	LOAD	STRESS (PSI)
3	000:00:02	10003	796.01
4	000:00:03	10315	820.84
5	000:00:04	10636	846.39
6	000:00:05	10970	872.96
7	000:00:06	11289	898.35
8	000:00:07	11642	926.44
9	000:00:08	12008	955.57
10	000:00:09	12382	985.33
11	000:00:10	12763	1,015.65
12	000:00:11	13153	1,046.68
13	000:00:12	13505	1,074.69
14	000:00:13	13902	1,106.29
15	000:00:14	14308	1,138.59
16	000:00:15	14716	1,171.06
17	000:00:16	15129	1,203.93
18	000:00:17	15549	1,237.35
19	000:00:18	15928	1,267.51
20	000:00:19	16361	1,301.97
21	000:00:20	16790	1,336.11
22	000:00:21	17226	1,370.80
23	000:00:22	17669	1,406.05
24	000:00:23	18114	1,441.47
25	000:00:24	18562	1,477.12
26	000:00:25	18969	1,509.51
27	000:00:26	19423	1,545.63
28	000:00:27	19880	1,582.00
29	000:00:28	20296	1,615.10
30	000:00:29	20672	1,645.03
31	000:00:30	21047	1,674.87
32	000:00:31	21388	1,702.00
33	000:00:32	21769	1,732.32
34	000:00:33	22150	1,762.64
35	000:00:34	22534	1,793.20
36	000:00:35	22920	1,823.92
37	000:00:36	23305	1,854.55
38	000:00:37	23656	1,882.48
39	000:00:38	24044	1,913.36
40	000:00:39	24436	1,944.56

HM Data Download - Concrete Test Results

READ #	TIME	LOAD	STRESS (PSI)
41	000:00:40	24828	1,975.75
42	000:00:41	25217	2,006.71
43	000:00:42	25610	2,037.98
44	000:00:43	25967	2,066.39
45	000:00:44	26361	2,097.74
46	000:00:45	26757	2,129.25
47	000:00:46	27154	2,160.85
48	000:00:47	27551	2,192.44
49	000:00:48	27951	2,224.27
50	000:00:49	28349	2,255.94
51	000:00:50	28711	2,284.75
52	000:00:51	29110	2,316.50
53	000:00:52	29510	2,348.33
54	000:00:53	29912	2,380.32
55	000:00:54	30318	2,412.63
56	000:00:55	30685	2,441.83
57	000:00:56	31093	2,474.30
58	000:00:57	31502	2,506.85
59	000:00:58	31910	2,539.32
60	000:00:59	32283	2,569.00
61	000:01:00	32699	2,602.10
62	000:01:01	33109	2,634.73
63	000:01:02	33480	2,664.25
64	000:01:03	33893	2,697.12
65	000:01:04	34299	2,729.43
66	000:01:05	34706	2,761.82
67	000:01:06	35117	2,794.52
68	000:01:07	35525	2,826.99
69	000:01:08	35890	2,856.04
70	000:01:09	36305	2,889.06
71	000:01:10	36712	2,921.45
72	000:01:11	37118	2,953.76
73	000:01:12	37531	2,986.62
74	000:01:13	37940	3,019.17
75	000:01:14	38311	3,048.69
76	000:01:15	38719	3,081.16
77	000:01:16	39132	3,114.03
78	000:01:17	39539	3,146.41

HM Data Download - Concrete Test Results

READ #	TIME	LOAD	STRESS (PSI)
79	000:01:18	39949	3,179.04
80	000:01:19	40361	3,211.83
81	000:01:20	40727	3,240.95
82	000:01:21	41137	3,273.58
83	000:01:22	41545	3,306.05
84	000:01:23	41955	3,338.67
85	000:01:24	42366	3,371.38
86	000:01:25	42773	3,403.77
87	000:01:26	43182	3,436.31
88	000:01:27	43550	3,465.60
89	000:01:28	43958	3,498.07
90	000:01:29	44369	3,530.77
91	000:01:30	44778	3,563.32
92	000:01:31	45188	3,595.95
93	000:01:32	45599	3,628.65
94	000:01:33	45966	3,657.86
95	000:01:34	46375	3,690.41
96	000:01:35	46785	3,723.03
97	000:01:36	47192	3,755.42
98	000:01:37	47604	3,788.21
99	000:01:38	48012	3,820.67
100	000:01:39	48380	3,849.96
101	000:01:40	48786	3,882.27
102	000:01:41	49193	3,914.65
103	000:01:42	49604	3,947.36
104	000:01:43	50009	3,979.59
105	000:01:44	50416	4,011.98
106	000:01:45	50823	4,044.37
107	000:01:46	51189	4,073.49
108	000:01:47	51594	4,105.72
109	000:01:48	51999	4,137.95
110	000:01:49	52405	4,170.26
111	000:01:50	52811	4,202.57
112	000:01:51	53215	4,234.72
113	000:01:52	53578	4,263.60
114	000:01:53	53981	4,295.67
115	000:01:54	54389	4,328.14
116	000:01:55	54794	4,360.37

HM Data Download - Concrete Test Results

READ #	TIME	LOAD	STRESS (PSI)
117	000:01:56	55199	4,392.60
118	000:01:57	55566	4,421.80
119	000:01:58	55971	4,454.03
120	000:01:59	56376	4,486.26
121	000:02:00	56751	4,516.10
122	000:02:01	57152	4,548.01
123	000:02:02	57557	4,580.24
124	000:02:03	57962	4,612.47
125	000:02:04	58318	4,640.80
126	000:02:05	58717	4,672.55
127	000:02:06	59114	4,704.14
128	000:02:07	59516	4,736.13
129	000:02:08	59911	4,767.57
130	000:02:09	60307	4,799.08
131	000:02:10	60664	4,827.49
132	000:02:11	61056	4,858.68
133	000:02:12	61454	4,890.35
134	000:02:13	61847	4,921.63
135	000:02:14	62240	4,952.90
136	000:02:15	62633	4,984.18
137	000:02:16	63024	5,015.29
138	000:02:17	63375	5,043.22
139	000:02:18	63768	5,074.50
140	000:02:19	64157	5,105.45
141	000:02:20	64545	5,136.33
142	000:02:21	64933	5,167.20
143	000:02:22	65320	5,198.00
144	000:02:23	65670	5,225.85
145	000:02:24	66054	5,256.41
146	000:02:25	66440	5,287.13
147	000:02:26	66827	5,317.92
148	000:02:27	67208	5,348.24
149	000:02:28	67588	5,378.48
150	000:02:29	67931	5,405.78
151	000:02:30	68310	5,435.94
152	000:02:31	68689	5,466.10
153	000:02:32	69066	5,496.10
154	000:02:33	69441	5,525.94

HM Data Download - Concrete Test Results

READ #	TIME	LOAD	STRESS (PSI)
155	000:02:34	69815	5,555.70
156	000:02:35	70190	5,585.54
157	000:02:36	70526	5,612.28
158	000:02:37	70896	5,641.72
159	000:02:38	71266	5,671.17
160	000:02:39	71634	5,700.45
161	000:02:40	72000	5,729.58
162	000:02:41	72364	5,758.54
163	000:02:42	72693	5,784.73
164	000:02:43	73059	5,813.85
165	000:02:44	73415	5,842.18
166	000:02:45	73777	5,870.99
167	000:02:46	74136	5,899.56
168	000:02:47	74487	5,927.49
169	000:02:48	74809	5,953.11
170	000:02:49	75161	5,981.12
171	000:02:50	75509	6,008.82
172	000:02:51	75856	6,036.43
173	000:02:52	76199	6,063.72
174	000:02:53	76541	6,090.94
175	000:02:54	76852	6,115.69
176	000:02:55	77193	6,142.82
177	000:02:56	77531	6,169.72
178	000:02:57	77867	6,196.46
179	000:02:58	78167	6,220.33
180	000:02:59	78499	6,246.75
181	000:03:00	78827	6,272.85
182	000:03:01	79123	6,296.41
183	000:03:02	79444	6,321.95
184	000:03:03	79760	6,347.10
185	000:03:04	80075	6,372.17
186	000:03:05	80352	6,394.21
187	000:03:06	80655	6,418.32
188	000:03:07	80954	6,442.11
189	000:03:08	81250	6,465.67
190	000:03:09	81510	6,486.36
191	000:03:10	81797	6,509.20
192	000:03:11	82075	6,531.32

HM Data Download - Concrete Test Results

READ #	TIME	LOAD	STRESS (PSI)
193	000:03:12	82346	6,552.89
194	000:03:13	82586	6,571.98
195	000:03:14	82842	6,592.36
196	000:03:15	83092	6,612.25
197	000:03:16	83328	6,631.03
198	000:03:17	83526	6,646.79
199	000:03:18	83732	6,663.18
200	000:03:19	83922	6,678.30
201	000:03:20	84083	6,691.11
202	000:03:21	84197	6,700.18
203	000:03:22	84267	6,705.75
204	000:03:23	84237	6,703.37
205	000:03:24	83933	6,679.18
206	000:03:25	62129	4,944.07

Concrete Test

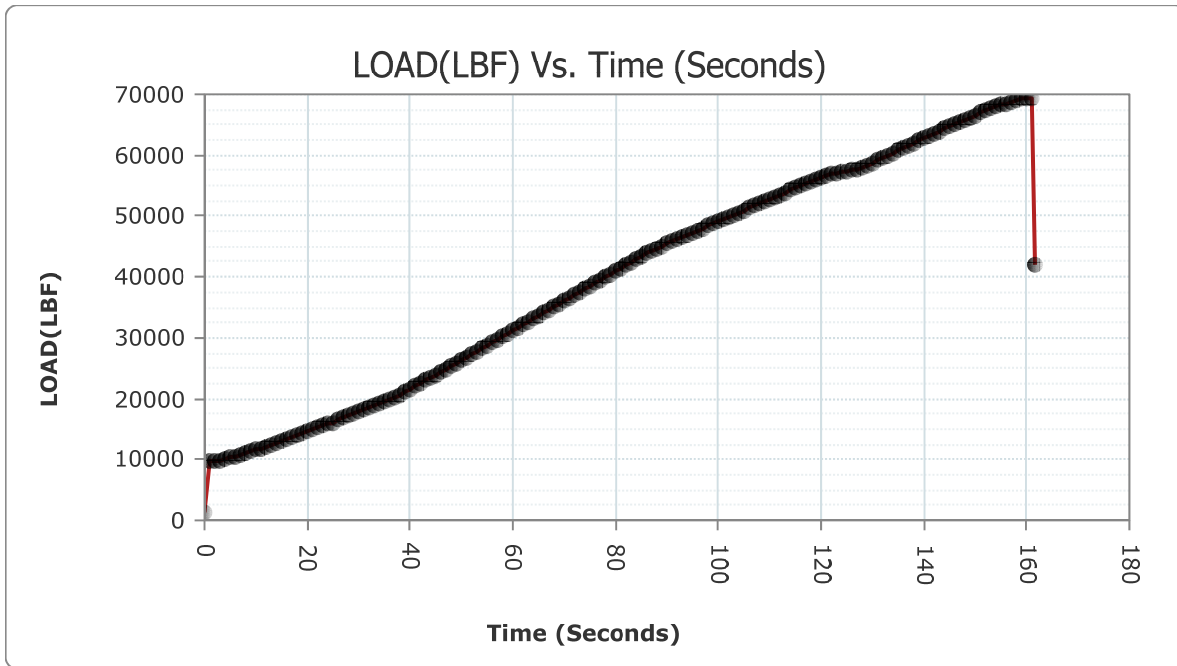
Sample Identification: Y24H_2

Machine ID: 6a127

Test Type: ASTM C39

5/16/2020

TYPE	PEAK VALUES	UNITS
LOAD	69416	LBF
Diameter	4.00	IN
Length	8.00	IN
Cross-Sectional Area	12.57	IN ²
Sample Age	0.0	day(s)
Corrected Stress	5523.96	PSI
Average Pace Rate	377.19	LBF
Fracture Type	Type 1	
Correction Factor	1.000	
Temperature @ START	79.3	°F
Temperature @ FINISH	79.3	°F



READ #	TIME	LOAD	STRESS (PSI)
1	000:00:00	1401	111.49
2	000:00:01	9665	769.12

HM Data Download - Concrete Test Results

READ #	TIME	LOAD	STRESS (PSI)
3	000:00:02	9633	766.57
4	000:00:03	9821	781.53
5	000:00:04	10045	799.36
6	000:00:05	10260	816.46
7	000:00:06	10510	836.36
8	000:00:07	10773	857.29
9	000:00:08	11041	878.61
10	000:00:09	11291	898.51
11	000:00:10	11571	920.79
12	000:00:11	11858	943.63
13	000:00:12	12145	966.47
14	000:00:13	12410	987.56
15	000:00:14	12712	1,011.59
16	000:00:15	13011	1,035.38
17	000:00:16	13316	1,059.65
18	000:00:17	13595	1,081.86
19	000:00:18	13906	1,106.60
20	000:00:19	14222	1,131.75
21	000:00:20	14512	1,154.83
22	000:00:21	14835	1,180.53
23	000:00:22	15157	1,206.16
24	000:00:23	15485	1,232.26
25	000:00:24	15814	1,258.44
26	000:00:25	16113	1,282.23
27	000:00:26	16448	1,308.89
28	000:00:27	16784	1,335.63
29	000:00:28	17123	1,362.61
30	000:00:29	17430	1,387.04
31	000:00:30	17772	1,414.25
32	000:00:31	18119	1,441.86
33	000:00:32	18469	1,469.72
34	000:00:33	18785	1,494.86
35	000:00:34	19138	1,522.95
36	000:00:35	19494	1,551.28
37	000:00:36	19849	1,579.53
38	000:00:37	20194	1,606.99
39	000:00:38	20640	1,642.48
40	000:00:39	21113	1,680.12

HM Data Download - Concrete Test Results

READ #	TIME	LOAD	STRESS (PSI)
41	000:00:40	21588	1,717.92
42	000:00:41	22014	1,751.82
43	000:00:42	22490	1,789.70
44	000:00:43	22969	1,827.81
45	000:00:44	23449	1,866.01
46	000:00:45	23886	1,900.79
47	000:00:46	24366	1,938.98
48	000:00:47	24850	1,977.50
49	000:00:48	25334	2,016.02
50	000:00:49	25773	2,050.95
51	000:00:50	26263	2,089.94
52	000:00:51	26754	2,129.02
53	000:00:52	27245	2,168.09
54	000:00:53	27692	2,203.66
55	000:00:54	28184	2,242.81
56	000:00:55	28680	2,282.28
57	000:00:56	29177	2,321.83
58	000:00:57	29623	2,357.32
59	000:00:58	30123	2,397.11
60	000:00:59	30621	2,436.74
61	000:01:00	31122	2,476.61
62	000:01:01	31572	2,512.42
63	000:01:02	32073	2,552.29
64	000:01:03	32579	2,592.55
65	000:01:04	33079	2,632.34
66	000:01:05	33534	2,668.55
67	000:01:06	34041	2,708.90
68	000:01:07	34544	2,748.92
69	000:01:08	35050	2,789.19
70	000:01:09	35506	2,825.48
71	000:01:10	36014	2,865.90
72	000:01:11	36517	2,905.93
73	000:01:12	37027	2,946.52
74	000:01:13	37486	2,983.04
75	000:01:14	37996	3,023.63
76	000:01:15	38502	3,063.89
77	000:01:16	39013	3,104.56
78	000:01:17	39469	3,140.84

HM Data Download - Concrete Test Results

READ #	TIME	LOAD	STRESS (PSI)
79	000:01:18	39982	3,181.67
80	000:01:19	40488	3,221.93
81	000:01:20	41004	3,262.99
82	000:01:21	41471	3,300.16
83	000:01:22	41981	3,340.74
84	000:01:23	42488	3,381.09
85	000:01:24	42949	3,417.77
86	000:01:25	43458	3,458.28
87	000:01:26	43931	3,495.92
88	000:01:27	44333	3,527.91
89	000:01:28	44705	3,557.51
90	000:01:29	45042	3,584.33
91	000:01:30	45421	3,614.49
92	000:01:31	45798	3,644.49
93	000:01:32	46175	3,674.49
94	000:01:33	46516	3,701.63
95	000:01:34	46895	3,731.79
96	000:01:35	47272	3,761.79
97	000:01:36	47653	3,792.11
98	000:01:37	47991	3,819.00
99	000:01:38	48367	3,848.92
100	000:01:39	48747	3,879.16
101	000:01:40	49124	3,909.16
102	000:01:41	49463	3,936.14
103	000:01:42	49841	3,966.22
104	000:01:43	50217	3,996.14
105	000:01:44	50590	4,025.82
106	000:01:45	50929	4,052.80
107	000:01:46	51305	4,082.72
108	000:01:47	51681	4,112.64
109	000:01:48	52056	4,142.48
110	000:01:49	52392	4,169.22
111	000:01:50	52766	4,198.98
112	000:01:51	53139	4,228.67
113	000:01:52	53513	4,258.43
114	000:01:53	53845	4,284.85
115	000:01:54	54218	4,314.53
116	000:01:55	54589	4,344.05

HM Data Download - Concrete Test Results

READ #	TIME	LOAD	STRESS (PSI)
117	000:01:56	54958	4,373.42
118	000:01:57	55294	4,400.16
119	000:01:58	55661	4,429.36
120	000:01:59	56028	4,458.57
121	000:02:00	56398	4,488.01
122	000:02:01	56645	4,507.67
123	000:02:02	56831	4,522.47
124	000:02:03	57013	4,536.95
125	000:02:04	57202	4,551.99
126	000:02:05	57374	4,565.68
127	000:02:06	57563	4,580.72
128	000:02:07	57756	4,596.08
129	000:02:08	57948	4,611.36
130	000:02:09	58236	4,634.27
131	000:02:10	58687	4,670.16
132	000:02:11	59130	4,705.42
133	000:02:12	59563	4,739.87
134	000:02:13	59951	4,770.75
135	000:02:14	60376	4,804.57
136	000:02:15	60795	4,837.91
137	000:02:16	61210	4,870.94
138	000:02:17	61582	4,900.54
139	000:02:18	61991	4,933.09
140	000:02:19	62401	4,965.71
141	000:02:20	62804	4,997.78
142	000:02:21	63178	5,027.55
143	000:02:22	63575	5,059.14
144	000:02:23	63971	5,090.65
145	000:02:24	64325	5,118.82
146	000:02:25	64718	5,150.09
147	000:02:26	65107	5,181.05
148	000:02:27	65488	5,211.37
149	000:02:28	65829	5,238.51
150	000:02:29	66199	5,267.95
151	000:02:30	66565	5,297.07
152	000:02:31	66928	5,325.96
153	000:02:32	67247	5,351.35
154	000:02:33	67594	5,378.96

HM Data Download - Concrete Test Results

READ #	TIME	LOAD	STRESS (PSI)
155	000:02:34	67932	5,405.86
156	000:02:35	68239	5,430.29
157	000:02:36	68502	5,451.22
158	000:02:37	68778	5,473.18
159	000:02:38	69032	5,493.39
160	000:02:39	69246	5,510.42
161	000:02:40	69389	5,521.80
162	000:02:41	69293	5,514.16
163	000:02:41	41947	3,338.04

Concrete Test

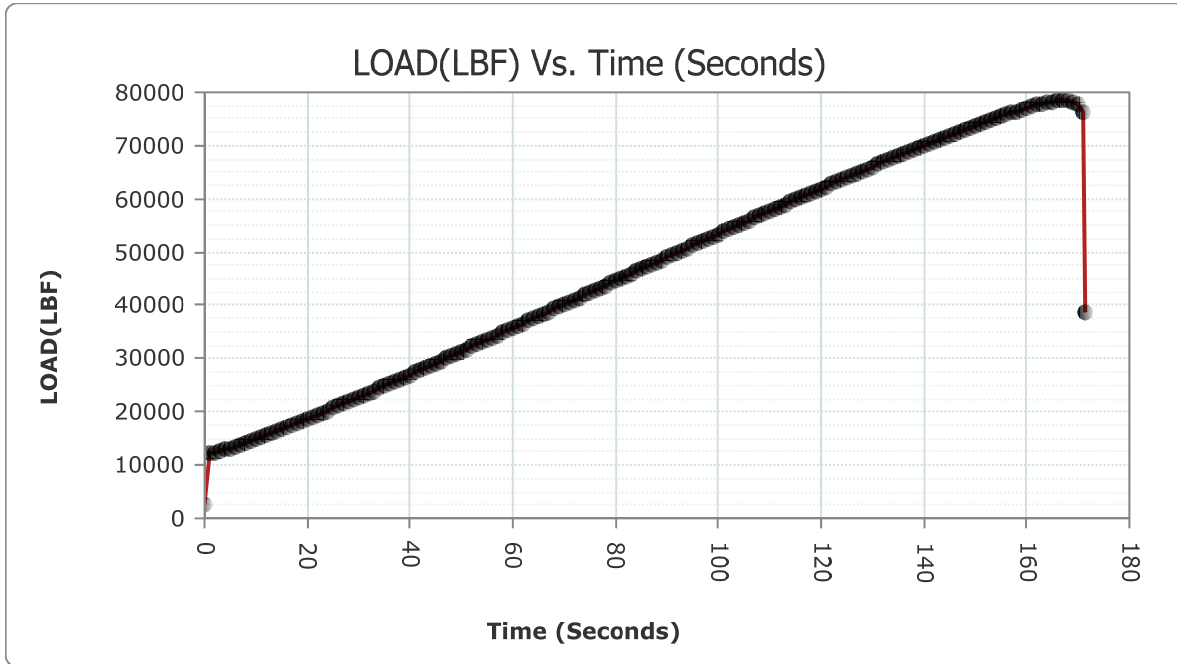
Sample Identification: Y24H_3

Machine ID: 6a127

Test Type: ASTM C39

5/16/2020

TYPE	PEAK VALUES	UNITS
LOAD	78461	LBF
Diameter	4.00	IN
Length	8.00	IN
Cross-Sectional Area	12.57	IN ²
Sample Age	0.0	day(s)
Corrected Stress	6243.72	PSI
Average Pace Rate	400.22	LBF
Fracture Type	Type 1	
Correction Factor	1.000	
Temperature @ START	79.4	°F
Temperature @ FINISH	79.7	°F



READ #	TIME	LOAD	STRESS (PSI)
1	000:00:00	2579	205.23
2	000:00:01	12218	972.28

HM Data Download - Concrete Test Results

READ #	TIME	LOAD	STRESS (PSI)
3	000:00:02	12339	981.91
4	000:00:03	12599	1,002.60
5	000:00:04	12902	1,026.71
6	000:00:05	13188	1,049.47
7	000:00:06	13521	1,075.97
8	000:00:07	13864	1,103.26
9	000:00:08	14213	1,131.03
10	000:00:09	14534	1,156.58
11	000:00:10	14901	1,185.78
12	000:00:11	15266	1,214.83
13	000:00:12	15637	1,244.35
14	000:00:13	15976	1,271.33
15	000:00:14	16358	1,301.73
16	000:00:15	16745	1,332.52
17	000:00:16	17131	1,363.24
18	000:00:17	17485	1,391.41
19	000:00:18	17881	1,422.92
20	000:00:19	18279	1,454.60
21	000:00:20	18683	1,486.75
22	000:00:21	19048	1,515.79
23	000:00:22	19451	1,547.86
24	000:00:23	19863	1,580.65
25	000:00:24	20246	1,611.13
26	000:00:25	20662	1,644.23
27	000:00:26	21077	1,677.25
28	000:00:27	21496	1,710.60
29	000:00:28	21876	1,740.84
30	000:00:29	22297	1,774.34
31	000:00:30	22726	1,808.48
32	000:00:31	23152	1,842.38
33	000:00:32	23537	1,873.01
34	000:00:33	23965	1,907.07
35	000:00:34	24398	1,941.53
36	000:00:35	24831	1,975.99
37	000:00:36	25266	2,010.60
38	000:00:37	25658	2,041.80
39	000:00:38	26094	2,076.49
40	000:00:39	26535	2,111.59

HM Data Download - Concrete Test Results

READ #	TIME	LOAD	STRESS (PSI)
41	000:00:40	26975	2,146.60
42	000:00:41	27372	2,178.19
43	000:00:42	27814	2,213.37
44	000:00:43	28257	2,248.62
45	000:00:44	28701	2,283.95
46	000:00:45	29102	2,315.86
47	000:00:46	29544	2,351.04
48	000:00:47	29990	2,386.53
49	000:00:48	30438	2,422.18
50	000:00:49	30843	2,454.41
51	000:00:50	31293	2,490.22
52	000:00:51	31742	2,525.95
53	000:00:52	32192	2,561.76
54	000:00:53	32596	2,593.91
55	000:00:54	33046	2,629.72
56	000:00:55	33498	2,665.69
57	000:00:56	33952	2,701.81
58	000:00:57	34358	2,734.12
59	000:00:58	34810	2,770.09
60	000:00:59	35267	2,806.46
61	000:01:00	35722	2,842.67
62	000:01:01	36127	2,874.90
63	000:01:02	36583	2,911.18
64	000:01:03	37038	2,947.39
65	000:01:04	37493	2,983.60
66	000:01:05	37900	3,015.99
67	000:01:06	38358	3,052.43
68	000:01:07	38810	3,088.40
69	000:01:08	39267	3,124.77
70	000:01:09	39678	3,157.47
71	000:01:10	40132	3,193.60
72	000:01:11	40586	3,229.73
73	000:01:12	41042	3,266.02
74	000:01:13	41450	3,298.49
75	000:01:14	41905	3,334.69
76	000:01:15	42360	3,370.90
77	000:01:16	42810	3,406.71
78	000:01:17	43223	3,439.58

HM Data Download - Concrete Test Results

READ #	TIME	LOAD	STRESS (PSI)
79	000:01:18	43674	3,475.47
80	000:01:19	44128	3,511.59
81	000:01:20	44580	3,547.56
82	000:01:21	44990	3,580.19
83	000:01:22	45442	3,616.16
84	000:01:23	45895	3,652.21
85	000:01:24	46352	3,688.57
86	000:01:25	46765	3,721.44
87	000:01:26	47219	3,757.57
88	000:01:27	47671	3,793.54
89	000:01:28	48080	3,826.08
90	000:01:29	48528	3,861.74
91	000:01:30	48977	3,897.47
92	000:01:31	49431	3,933.59
93	000:01:32	49836	3,965.82
94	000:01:33	50283	4,001.39
95	000:01:34	50736	4,037.44
96	000:01:35	51184	4,073.09
97	000:01:36	51588	4,105.24
98	000:01:37	52036	4,140.89
99	000:01:38	52482	4,176.38
100	000:01:39	52932	4,212.19
101	000:01:40	53335	4,244.26
102	000:01:41	53780	4,279.68
103	000:01:42	54225	4,315.09
104	000:01:43	54669	4,350.42
105	000:01:44	55067	4,382.09
106	000:01:45	55513	4,417.58
107	000:01:46	55953	4,452.60
108	000:01:47	56396	4,487.85
109	000:01:48	56792	4,519.36
110	000:01:49	57233	4,554.46
111	000:01:50	57672	4,589.39
112	000:01:51	58111	4,624.33
113	000:01:52	58505	4,655.68
114	000:01:53	58943	4,690.53
115	000:01:54	59379	4,725.23
116	000:01:55	59814	4,759.85

HM Data Download - Concrete Test Results

READ #	TIME	LOAD	STRESS (PSI)
117	000:01:56	60206	4,791.04
118	000:01:57	60638	4,825.42
119	000:01:58	61067	4,859.56
120	000:01:59	61501	4,894.09
121	000:02:00	61887	4,924.81
122	000:02:01	62314	4,958.79
123	000:02:02	62742	4,992.85
124	000:02:03	63167	5,026.67
125	000:02:04	63591	5,060.41
126	000:02:05	63972	5,090.73
127	000:02:06	64395	5,124.39
128	000:02:07	64817	5,157.97
129	000:02:08	65193	5,187.89
130	000:02:09	65612	5,221.24
131	000:02:10	66032	5,254.66
132	000:02:11	66446	5,287.60
133	000:02:12	66859	5,320.47
134	000:02:13	67231	5,350.07
135	000:02:14	67641	5,382.70
136	000:02:15	68051	5,415.33
137	000:02:16	68459	5,447.79
138	000:02:17	68824	5,476.84
139	000:02:18	69227	5,508.91
140	000:02:19	69628	5,540.82
141	000:02:20	70026	5,572.49
142	000:02:21	70384	5,600.98
143	000:02:22	70775	5,632.10
144	000:02:23	71168	5,663.37
145	000:02:24	71521	5,691.46
146	000:02:25	71912	5,722.58
147	000:02:26	72293	5,752.89
148	000:02:27	72669	5,782.82
149	000:02:28	73007	5,809.71
150	000:02:29	73378	5,839.24
151	000:02:30	73750	5,868.84
152	000:02:31	74116	5,897.96
153	000:02:32	74443	5,923.99
154	000:02:33	74799	5,952.32

HM Data Download - Concrete Test Results

READ #	TIME	LOAD	STRESS (PSI)
155	000:02:34	75153	5,980.49
156	000:02:35	75496	6,007.78
157	000:02:36	75801	6,032.05
158	000:02:37	76136	6,058.71
159	000:02:38	76460	6,084.49
160	000:02:39	76777	6,109.72
161	000:02:40	77048	6,131.29
162	000:02:41	77339	6,154.44
163	000:02:42	77617	6,176.56
164	000:02:43	77878	6,197.33
165	000:02:44	78087	6,213.97
166	000:02:45	78289	6,230.04
167	000:02:46	78431	6,241.34
168	000:02:47	78447	6,242.61
169	000:02:48	78355	6,235.29
170	000:02:49	78101	6,215.08
171	000:02:50	77657	6,179.75
172	000:02:51	76275	6,069.77
173	000:02:51	38838	3,090.63

Concrete Test

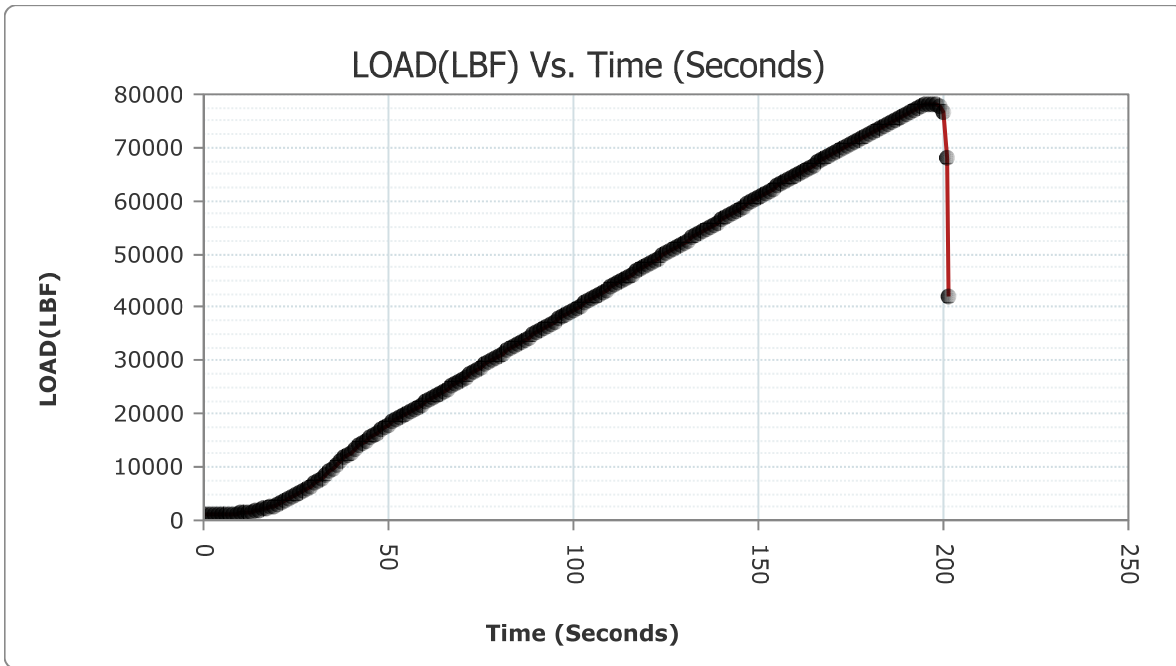
Sample Identification: Y3D_1

Machine ID: 6a127

Test Type: ASTM C39

5/18/2020

TYPE	PEAK VALUES	UNITS
LOAD	78294	LBF
Diameter	4.00	IN
Length	8.00	IN
Cross-Sectional Area	12.57	IN ²
Sample Age	0.0	day(s)
Corrected Stress	6230.41	PSI
Average Pace Rate	399.73	LBF
Fracture Type	Type 1	
Correction Factor	1.000	
Temperature @ START	90.8	°F
Temperature @ FINISH	90.9	°F



READ #	TIME	LOAD	STRESS (PSI)
1	000:00:00	1002	79.74
2	000:00:01	1039	82.68

HM Data Download - Concrete Test Results

READ #	TIME	LOAD	STRESS (PSI)
3	000:00:02	1084	86.26
4	000:00:03	1130	89.92
5	000:00:04	1173	93.34
6	000:00:05	1185	94.30
7	000:00:06	1216	96.77
8	000:00:07	1247	99.23
9	000:00:08	1261	100.35
10	000:00:09	1295	103.05
11	000:00:10	1354	107.75
12	000:00:11	1431	113.88
13	000:00:12	1530	121.75
14	000:00:13	1633	129.95
15	000:00:14	1772	141.01
16	000:00:15	1930	153.58
17	000:00:16	2116	168.39
18	000:00:17	2305	183.43
19	000:00:18	2534	201.65
20	000:00:19	2779	221.15
21	000:00:20	3023	240.56
22	000:00:21	3289	261.73
23	000:00:22	3604	286.80
24	000:00:23	3943	313.77
25	000:00:24	4301	342.26
26	000:00:25	4681	372.50
27	000:00:26	5089	404.97
28	000:00:27	5474	435.61
29	000:00:28	5924	471.42
30	000:00:29	6397	509.06
31	000:00:30	6889	548.21
32	000:00:31	7406	589.35
33	000:00:32	7957	633.20
34	000:00:33	8506	676.89
35	000:00:34	9170	729.73
36	000:00:35	9831	782.33
37	000:00:36	10517	836.92
38	000:00:37	11161	888.16
39	000:00:38	11741	934.32
40	000:00:39	12254	975.14

HM Data Download - Concrete Test Results

READ #	TIME	LOAD	STRESS (PSI)
41	000:00:40	12815	1,019.79
42	000:00:41	13392	1,065.70
43	000:00:42	13959	1,110.82
44	000:00:43	14512	1,154.83
45	000:00:44	15056	1,198.12
46	000:00:45	15581	1,239.90
47	000:00:46	16049	1,277.14
48	000:00:47	16557	1,317.56
49	000:00:48	17057	1,357.35
50	000:00:49	17526	1,394.67
51	000:00:50	17996	1,432.08
52	000:00:51	18468	1,469.64
53	000:00:52	18874	1,501.95
54	000:00:53	19320	1,537.44
55	000:00:54	19736	1,570.54
56	000:00:55	20137	1,602.45
57	000:00:56	20543	1,634.76
58	000:00:57	20952	1,667.31
59	000:00:58	21324	1,696.91
60	000:00:59	21736	1,729.70
61	000:01:00	22164	1,763.76
62	000:01:01	22585	1,797.26
63	000:01:02	22963	1,827.34
64	000:01:03	23386	1,861.00
65	000:01:04	23809	1,894.66
66	000:01:05	24243	1,929.20
67	000:01:06	24674	1,963.49
68	000:01:07	25128	1,999.62
69	000:01:08	25597	2,036.94
70	000:01:09	26018	2,070.45
71	000:01:10	26494	2,108.33
72	000:01:11	26963	2,145.65
73	000:01:12	27439	2,183.53
74	000:01:13	27912	2,221.17
75	000:01:14	28344	2,255.54
76	000:01:15	28810	2,292.63
77	000:01:16	29264	2,328.76
78	000:01:17	29715	2,364.64

HM Data Download - Concrete Test Results

READ #	TIME	LOAD	STRESS (PSI)
79	000:01:18	30107	2,395.84
80	000:01:19	30548	2,430.93
81	000:01:20	30986	2,465.79
82	000:01:21	31427	2,500.88
83	000:01:22	31822	2,532.31
84	000:01:23	32257	2,566.93
85	000:01:24	32689	2,601.31
86	000:01:25	33116	2,635.29
87	000:01:26	33544	2,669.35
88	000:01:27	33974	2,703.56
89	000:01:28	34360	2,734.28
90	000:01:29	34791	2,768.58
91	000:01:30	35225	2,803.12
92	000:01:31	35655	2,837.33
93	000:01:32	36088	2,871.79
94	000:01:33	36520	2,906.17
95	000:01:34	36911	2,937.28
96	000:01:35	37339	2,971.34
97	000:01:36	37773	3,005.88
98	000:01:37	38205	3,040.26
99	000:01:38	38637	3,074.63
100	000:01:39	39068	3,108.93
101	000:01:40	39503	3,143.55
102	000:01:41	39894	3,174.66
103	000:01:42	40328	3,209.20
104	000:01:43	40760	3,243.58
105	000:01:44	41196	3,278.27
106	000:01:45	41627	3,312.57
107	000:01:46	42062	3,347.19
108	000:01:47	42452	3,378.22
109	000:01:48	42883	3,412.52
110	000:01:49	43317	3,447.06
111	000:01:50	43751	3,481.59
112	000:01:51	44183	3,515.97
113	000:01:52	44615	3,550.35
114	000:01:53	45003	3,581.22
115	000:01:54	45436	3,615.68
116	000:01:55	45869	3,650.14

HM Data Download - Concrete Test Results

READ #	TIME	LOAD	STRESS (PSI)
117	000:01:56	46302	3,684.60
118	000:01:57	46732	3,718.81
119	000:01:58	47165	3,753.27
120	000:01:59	47558	3,784.55
121	000:02:00	47999	3,819.64
122	000:02:01	48429	3,853.86
123	000:02:02	48861	3,888.23
124	000:02:03	49293	3,922.61
125	000:02:04	49679	3,953.33
126	000:02:05	50106	3,987.31
127	000:02:06	50536	4,021.53
128	000:02:07	50965	4,055.67
129	000:02:08	51393	4,089.73
130	000:02:09	51822	4,123.86
131	000:02:10	52208	4,154.58
132	000:02:11	52638	4,188.80
133	000:02:12	53066	4,222.86
134	000:02:13	53498	4,257.24
135	000:02:14	53928	4,291.45
136	000:02:15	54320	4,322.65
137	000:02:16	54749	4,356.79
138	000:02:17	55181	4,391.16
139	000:02:18	55611	4,425.38
140	000:02:19	55999	4,456.26
141	000:02:20	56430	4,490.56
142	000:02:21	56859	4,524.70
143	000:02:22	57285	4,558.60
144	000:02:23	57714	4,592.73
145	000:02:24	58095	4,623.05
146	000:02:25	58525	4,657.27
147	000:02:26	58947	4,690.85
148	000:02:27	59370	4,724.51
149	000:02:28	59792	4,758.10
150	000:02:29	60216	4,791.84
151	000:02:30	60598	4,822.24
152	000:02:31	61017	4,855.58
153	000:02:32	61437	4,889.00
154	000:02:33	61858	4,922.50

HM Data Download - Concrete Test Results

READ #	TIME	LOAD	STRESS (PSI)
155	000:02:34	62280	4,956.08
156	000:02:35	62702	4,989.67
157	000:02:36	63078	5,019.59
158	000:02:37	63495	5,052.77
159	000:02:38	63917	5,086.35
160	000:02:39	64333	5,119.46
161	000:02:40	64749	5,152.56
162	000:02:41	65163	5,185.51
163	000:02:42	65578	5,218.53
164	000:02:43	65951	5,248.21
165	000:02:44	66363	5,281.00
166	000:02:45	66775	5,313.79
167	000:02:46	67184	5,346.33
168	000:02:47	67591	5,378.72
169	000:02:48	68001	5,411.35
170	000:02:49	68365	5,440.31
171	000:02:50	68769	5,472.46
172	000:02:51	69174	5,504.69
173	000:02:52	69574	5,536.52
174	000:02:53	69975	5,568.43
175	000:02:54	70376	5,600.34
176	000:02:55	70728	5,628.36
177	000:02:56	71122	5,659.71
178	000:02:57	71514	5,690.90
179	000:02:58	71901	5,721.70
180	000:02:59	72288	5,752.50
181	000:03:00	72674	5,783.21
182	000:03:01	73029	5,811.46
183	000:03:02	73406	5,841.46
184	000:03:03	73782	5,871.38
185	000:03:04	74156	5,901.15
186	000:03:05	74486	5,927.41
187	000:03:06	74851	5,956.45
188	000:03:07	75239	5,987.33
189	000:03:08	75620	6,017.65
190	000:03:09	75993	6,047.33
191	000:03:10	76357	6,076.30
192	000:03:11	76731	6,106.06

HM Data Download - Concrete Test Results

READ #	TIME	LOAD	STRESS (PSI)
193	000:03:12	77068	6,132.88
194	000:03:13	77423	6,161.13
195	000:03:14	77732	6,185.72
196	000:03:15	77955	6,203.46
197	000:03:16	78119	6,216.51
198	000:03:17	78242	6,226.30
199	000:03:18	78285	6,229.72
200	000:03:19	77822	6,192.88
201	000:03:20	76601	6,095.71
202	000:03:21	68054	5,415.57
203	000:03:21	42054	3,346.55

Concrete Test

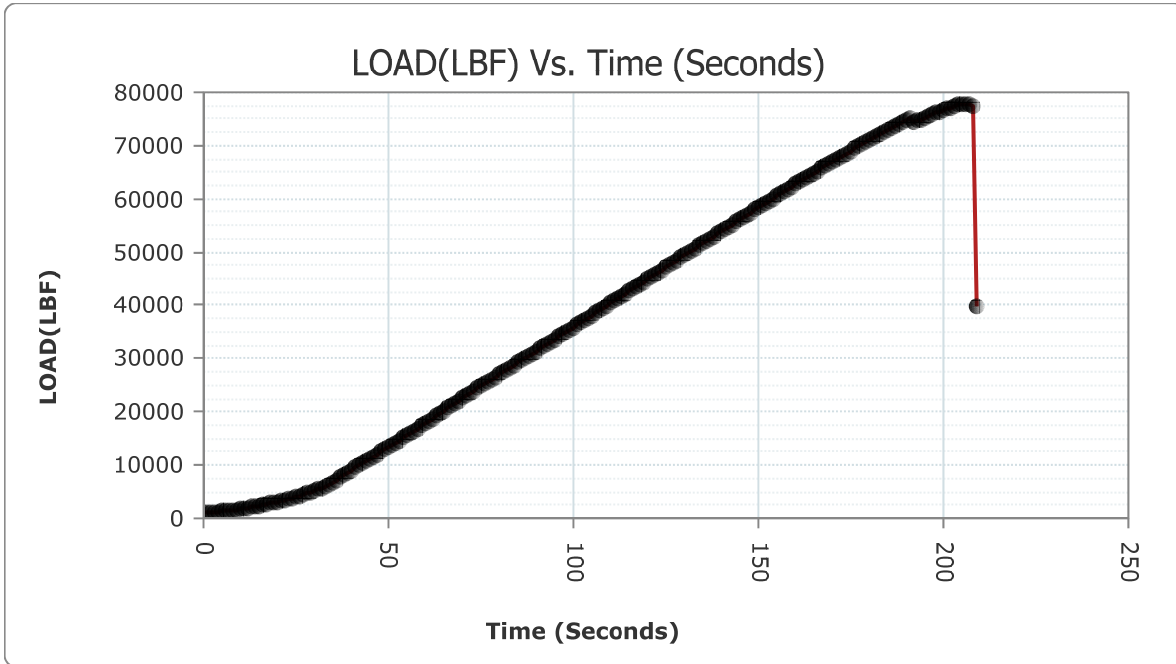
Sample Identification: Y3D_2

Machine ID: 6a127

Test Type: ASTM C39

5/18/2020

TYPE	PEAK VALUES	UNITS
LOAD	77905	LBF
Diameter	4.00	IN
Length	8.00	IN
Cross-Sectional Area	12.57	IN ²
Sample Age	0.0	day(s)
Corrected Stress	6199.48	PSI
Average Pace Rate	395.80	LBF
Fracture Type	Type 1	
Correction Factor	1.000	
Temperature @ START	91.0	°F
Temperature @ FINISH	91.2	°F



READ #	TIME	LOAD	STRESS (PSI)
1	000:00:00	1007	80.13
2	000:00:01	1058	84.19

HM Data Download - Concrete Test Results

READ #	TIME	LOAD	STRESS (PSI)
3	000:00:02	1117	88.89
4	000:00:03	1184	94.22
5	000:00:04	1252	99.63
6	000:00:05	1329	105.76
7	000:00:06	1407	111.97
8	000:00:07	1486	118.25
9	000:00:08	1579	125.65
10	000:00:09	1672	133.05
11	000:00:10	1776	141.33
12	000:00:11	1884	149.92
13	000:00:12	2000	159.15
14	000:00:13	2112	168.07
15	000:00:14	2240	178.25
16	000:00:15	2374	188.92
17	000:00:16	2519	200.46
18	000:00:17	2669	212.39
19	000:00:18	2820	224.41
20	000:00:19	2961	235.63
21	000:00:20	3112	247.65
22	000:00:21	3290	261.81
23	000:00:22	3469	276.05
24	000:00:23	3661	291.33
25	000:00:24	3864	307.49
26	000:00:25	4052	322.45
27	000:00:26	4268	339.64
28	000:00:27	4490	357.30
29	000:00:28	4726	376.08
30	000:00:29	4961	394.78
31	000:00:30	5214	414.92
32	000:00:31	5445	433.30
33	000:00:32	5710	454.39
34	000:00:33	6035	480.25
35	000:00:34	6397	509.06
36	000:00:35	6808	541.76
37	000:00:36	7242	576.30
38	000:00:37	7679	611.08
39	000:00:38	8089	643.70
40	000:00:39	8551	680.47

HM Data Download - Concrete Test Results

READ #	TIME	LOAD	STRESS (PSI)
41	000:00:40	9032	718.74
42	000:00:41	9525	757.98
43	000:00:42	9984	794.50
44	000:00:43	10377	825.78
45	000:00:44	10812	860.39
46	000:00:45	11248	895.09
47	000:00:46	11671	928.75
48	000:00:47	12052	959.07
49	000:00:48	12477	992.89
50	000:00:49	12909	1,027.27
51	000:00:50	13338	1,061.40
52	000:00:51	13737	1,093.16
53	000:00:52	14178	1,128.25
54	000:00:53	14627	1,163.98
55	000:00:54	15074	1,199.55
56	000:00:55	15532	1,236.00
57	000:00:56	15993	1,272.68
58	000:00:57	16410	1,305.87
59	000:00:58	16876	1,342.95
60	000:00:59	17348	1,380.51
61	000:01:00	17823	1,418.31
62	000:01:01	18298	1,456.11
63	000:01:02	18784	1,494.78
64	000:01:03	19220	1,529.48
65	000:01:04	19713	1,568.71
66	000:01:05	20200	1,607.46
67	000:01:06	20683	1,645.90
68	000:01:07	21166	1,684.34
69	000:01:08	21643	1,722.30
70	000:01:09	22075	1,756.67
71	000:01:10	22559	1,795.19
72	000:01:11	23032	1,832.83
73	000:01:12	23496	1,869.75
74	000:01:13	23944	1,905.40
75	000:01:14	24387	1,940.66
76	000:01:15	24784	1,972.25
77	000:01:16	25231	2,007.82
78	000:01:17	25671	2,042.83

HM Data Download - Concrete Test Results

READ #	TIME	LOAD	STRESS (PSI)
79	000:01:18	26115	2,078.17
80	000:01:19	26560	2,113.58
81	000:01:20	27006	2,149.07
82	000:01:21	27410	2,181.22
83	000:01:22	27855	2,216.63
84	000:01:23	28304	2,252.36
85	000:01:24	28756	2,288.33
86	000:01:25	29216	2,324.94
87	000:01:26	29620	2,357.08
88	000:01:27	30071	2,392.97
89	000:01:28	30520	2,428.70
90	000:01:29	30972	2,464.67
91	000:01:30	31424	2,500.64
92	000:01:31	31877	2,536.69
93	000:01:32	32332	2,572.90
94	000:01:33	32737	2,605.13
95	000:01:34	33194	2,641.49
96	000:01:35	33649	2,677.70
97	000:01:36	34105	2,713.99
98	000:01:37	34556	2,749.88
99	000:01:38	35012	2,786.17
100	000:01:39	35421	2,818.71
101	000:01:40	35877	2,855.00
102	000:01:41	36335	2,891.45
103	000:01:42	36791	2,927.73
104	000:01:43	37252	2,964.42
105	000:01:44	37664	2,997.21
106	000:01:45	38125	3,033.89
107	000:01:46	38585	3,070.50
108	000:01:47	39047	3,107.26
109	000:01:48	39464	3,140.45
110	000:01:49	39922	3,176.89
111	000:01:50	40382	3,213.50
112	000:01:51	40843	3,250.18
113	000:01:52	41254	3,282.89
114	000:01:53	41716	3,319.65
115	000:01:54	42171	3,355.86
116	000:01:55	42632	3,392.55

HM Data Download - Concrete Test Results

READ #	TIME	LOAD	STRESS (PSI)
117	000:01:56	43088	3,428.83
118	000:01:57	43544	3,465.12
119	000:01:58	43960	3,498.23
120	000:01:59	44418	3,534.67
121	000:02:00	44874	3,570.96
122	000:02:01	45331	3,607.33
123	000:02:02	45793	3,644.09
124	000:02:03	46250	3,680.46
125	000:02:04	46663	3,713.32
126	000:02:05	47123	3,749.93
127	000:02:06	47578	3,786.14
128	000:02:07	48036	3,822.58
129	000:02:08	48497	3,859.27
130	000:02:09	48954	3,895.64
131	000:02:10	49367	3,928.50
132	000:02:11	49827	3,965.11
133	000:02:12	50283	4,001.39
134	000:02:13	50739	4,037.68
135	000:02:14	51197	4,074.13
136	000:02:15	51651	4,110.26
137	000:02:16	52064	4,143.12
138	000:02:17	52519	4,179.33
139	000:02:18	52974	4,215.54
140	000:02:19	53429	4,251.74
141	000:02:20	53881	4,287.71
142	000:02:21	54336	4,323.92
143	000:02:22	54744	4,356.39
144	000:02:23	55198	4,392.52
145	000:02:24	55650	4,428.49
146	000:02:25	56108	4,464.93
147	000:02:26	56566	4,501.38
148	000:02:27	56971	4,533.61
149	000:02:28	57425	4,569.74
150	000:02:29	57872	4,605.31
151	000:02:30	58324	4,641.28
152	000:02:31	58776	4,677.25
153	000:02:32	59224	4,712.90
154	000:02:33	59625	4,744.81

HM Data Download - Concrete Test Results

READ #	TIME	LOAD	STRESS (PSI)
155	000:02:34	60075	4,780.62
156	000:02:35	60523	4,816.27
157	000:02:36	60970	4,851.84
158	000:02:37	61411	4,886.93
159	000:02:38	61855	4,922.26
160	000:02:39	62295	4,957.28
161	000:02:40	62698	4,989.35
162	000:02:41	63139	5,024.44
163	000:02:42	63582	5,059.69
164	000:02:43	64026	5,095.03
165	000:02:44	64422	5,126.54
166	000:02:45	64862	5,161.55
167	000:02:46	65299	5,196.33
168	000:02:47	65736	5,231.10
169	000:02:48	66171	5,265.72
170	000:02:49	66560	5,296.68
171	000:02:50	66988	5,330.74
172	000:02:51	67416	5,364.79
173	000:02:52	67837	5,398.30
174	000:02:53	68209	5,427.90
175	000:02:54	68615	5,460.21
176	000:02:55	69007	5,491.40
177	000:02:56	69403	5,522.92
178	000:02:57	69784	5,553.23
179	000:02:58	70174	5,584.27
180	000:02:59	70530	5,612.60
181	000:03:00	70924	5,643.95
182	000:03:01	71315	5,675.07
183	000:03:02	71697	5,705.47
184	000:03:03	72081	5,736.02
185	000:03:04	72471	5,767.06
186	000:03:05	72860	5,798.01
187	000:03:06	73208	5,825.71
188	000:03:07	73598	5,856.74
189	000:03:08	73989	5,887.86
190	000:03:09	74382	5,919.13
191	000:03:10	74792	5,951.76
192	000:03:11	75106	5,976.75

HM Data Download - Concrete Test Results

READ #	TIME	LOAD	STRESS (PSI)
193	000:03:12	74576	5,934.57
194	000:03:13	74663	5,941.49
195	000:03:14	74968	5,965.76
196	000:03:15	75292	5,991.55
197	000:03:16	75619	6,017.57
198	000:03:17	75900	6,039.93
199	000:03:18	76155	6,060.22
200	000:03:19	76408	6,080.36
201	000:03:20	76660	6,100.41
202	000:03:21	76920	6,121.10
203	000:03:22	77171	6,141.07
204	000:03:23	77396	6,158.98
205	000:03:24	77590	6,174.42
206	000:03:25	77769	6,188.66
207	000:03:26	77881	6,197.57
208	000:03:27	77881	6,197.57
209	000:03:28	77494	6,166.78
210	000:03:28	39725	3,161.22

Concrete Test

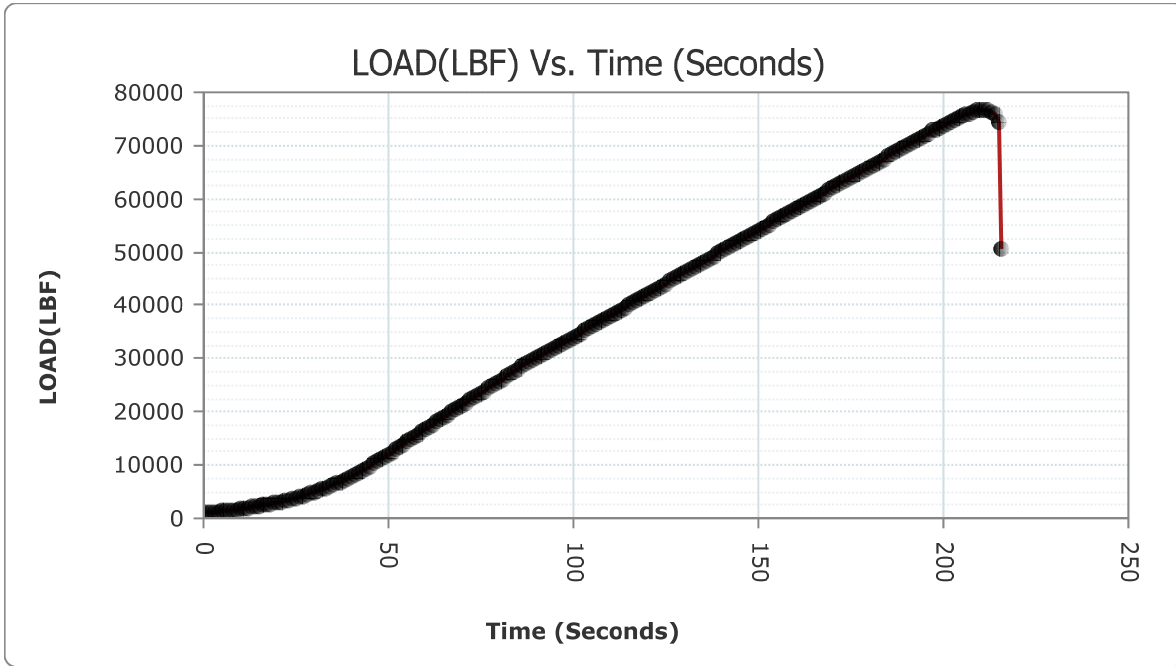
Sample Identification: Y3D_3

Machine ID: 6a127

Test Type: ASTM C39

5/18/2020

TYPE	PEAK VALUES	UNITS
LOAD	76744	LBF
Diameter	4.00	IN
Length	8.00	IN
Cross-Sectional Area	12.57	IN ²
Sample Age	0.0	day(s)
Corrected Stress	6107.05	PSI
Average Pace Rate	385.98	LBF
Fracture Type	Type 1	
Correction Factor	1.000	
Temperature @ START	91.8	°F
Temperature @ FINISH	91.6	°F



READ #	TIME	LOAD	STRESS (PSI)
1	000:00:00	1005	79.98
2	000:00:01	1055	83.95

HM Data Download - Concrete Test Results

READ #	TIME	LOAD	STRESS (PSI)
3	000:00:02	1119	89.05
4	000:00:03	1185	94.30
5	000:00:04	1256	99.95
6	000:00:05	1329	105.76
7	000:00:06	1407	111.97
8	000:00:07	1490	118.57
9	000:00:08	1567	124.70
10	000:00:09	1658	131.94
11	000:00:10	1754	139.58
12	000:00:11	1856	147.70
13	000:00:12	1959	155.89
14	000:00:13	2076	165.20
15	000:00:14	2178	173.32
16	000:00:15	2301	183.11
17	000:00:16	2435	193.77
18	000:00:17	2571	204.59
19	000:00:18	2717	216.21
20	000:00:19	2847	226.56
21	000:00:20	2996	238.41
22	000:00:21	3146	250.35
23	000:00:22	3315	263.80
24	000:00:23	3478	276.77
25	000:00:24	3667	291.81
26	000:00:25	3860	307.17
27	000:00:26	4066	323.56
28	000:00:27	4279	340.51
29	000:00:28	4478	356.35
30	000:00:29	4707	374.57
31	000:00:30	4944	393.43
32	000:00:31	5188	412.85
33	000:00:32	5440	432.90
34	000:00:33	5679	451.92
35	000:00:34	5947	473.25
36	000:00:35	6226	495.45
37	000:00:36	6513	518.29
38	000:00:37	6809	541.84
39	000:00:38	7117	566.35
40	000:00:39	7417	590.23

HM Data Download - Concrete Test Results

READ #	TIME	LOAD	STRESS (PSI)
41	000:00:40	7762	617.68
42	000:00:41	8172	650.31
43	000:00:42	8594	683.89
44	000:00:43	9017	717.55
45	000:00:44	9406	748.51
46	000:00:45	9838	782.88
47	000:00:46	10259	816.39
48	000:00:47	10690	850.68
49	000:00:48	11127	885.46
50	000:00:49	11572	920.87
51	000:00:50	11979	953.26
52	000:00:51	12439	989.86
53	000:00:52	12908	1,027.19
54	000:00:53	13380	1,064.75
55	000:00:54	13856	1,102.63
56	000:00:55	14338	1,140.98
57	000:00:56	14827	1,179.90
58	000:00:57	15268	1,214.99
59	000:00:58	15760	1,254.14
60	000:00:59	16242	1,292.50
61	000:01:00	16718	1,330.38
62	000:01:01	17187	1,367.70
63	000:01:02	17658	1,405.18
64	000:01:03	18084	1,439.08
65	000:01:04	18566	1,477.44
66	000:01:05	19044	1,515.47
67	000:01:06	19512	1,552.72
68	000:01:07	19957	1,588.13
69	000:01:08	20400	1,623.38
70	000:01:09	20803	1,655.45
71	000:01:10	21253	1,691.26
72	000:01:11	21708	1,727.47
73	000:01:12	22162	1,763.60
74	000:01:13	22618	1,799.88
75	000:01:14	23075	1,836.25
76	000:01:15	23485	1,868.88
77	000:01:16	23948	1,905.72
78	000:01:17	24408	1,942.33

HM Data Download - Concrete Test Results

READ #	TIME	LOAD	STRESS (PSI)
79	000:01:18	24872	1,979.25
80	000:01:19	25337	2,016.25
81	000:01:20	25759	2,049.84
82	000:01:21	26229	2,087.24
83	000:01:22	26699	2,124.64
84	000:01:23	27166	2,161.80
85	000:01:24	27572	2,194.11
86	000:01:25	28024	2,230.08
87	000:01:26	28478	2,266.21
88	000:01:27	28906	2,300.27
89	000:01:28	29259	2,328.36
90	000:01:29	29646	2,359.15
91	000:01:30	30019	2,388.84
92	000:01:31	30388	2,418.20
93	000:01:32	30763	2,448.04
94	000:01:33	31163	2,479.87
95	000:01:34	31571	2,512.34
96	000:01:35	31944	2,542.02
97	000:01:36	32350	2,574.33
98	000:01:37	32760	2,606.96
99	000:01:38	33167	2,639.35
100	000:01:39	33581	2,672.29
101	000:01:40	33988	2,704.68
102	000:01:41	34362	2,734.44
103	000:01:42	34782	2,767.86
104	000:01:43	35194	2,800.65
105	000:01:44	35602	2,833.12
106	000:01:45	35971	2,862.48
107	000:01:46	36381	2,895.11
108	000:01:47	36793	2,927.89
109	000:01:48	37203	2,960.52
110	000:01:49	37614	2,993.23
111	000:01:50	38026	3,026.01
112	000:01:51	38437	3,058.72
113	000:01:52	38805	3,088.00
114	000:01:53	39217	3,120.79
115	000:01:54	39627	3,153.42
116	000:01:55	40038	3,186.12

HM Data Download - Concrete Test Results

READ #	TIME	LOAD	STRESS (PSI)
117	000:01:56	40447	3,218.67
118	000:01:57	40860	3,251.54
119	000:01:58	41229	3,280.90
120	000:01:59	41640	3,313.61
121	000:02:00	42051	3,346.31
122	000:02:01	42462	3,379.02
123	000:02:02	42868	3,411.33
124	000:02:03	43281	3,444.19
125	000:02:04	43652	3,473.72
126	000:02:05	44064	3,506.50
127	000:02:06	44472	3,538.97
128	000:02:07	44884	3,571.76
129	000:02:08	45292	3,604.22
130	000:02:09	45701	3,636.77
131	000:02:10	46066	3,665.82
132	000:02:11	46475	3,698.36
133	000:02:12	46883	3,730.83
134	000:02:13	47292	3,763.38
135	000:02:14	47699	3,795.77
136	000:02:15	48103	3,827.92
137	000:02:16	48469	3,857.04
138	000:02:17	48876	3,889.43
139	000:02:18	49283	3,921.82
140	000:02:19	49690	3,954.20
141	000:02:20	50101	3,986.91
142	000:02:21	50467	4,016.04
143	000:02:22	50879	4,048.82
144	000:02:23	51288	4,081.37
145	000:02:24	51692	4,113.52
146	000:02:25	52059	4,142.72
147	000:02:26	52466	4,175.11
148	000:02:27	52872	4,207.42
149	000:02:28	53275	4,239.49
150	000:02:29	53677	4,271.48
151	000:02:30	54037	4,300.13
152	000:02:31	54438	4,332.04
153	000:02:32	54838	4,363.87
154	000:02:33	55241	4,395.94

HM Data Download - Concrete Test Results

READ #	TIME	LOAD	STRESS (PSI)
155	000:02:34	55648	4,428.33
156	000:02:35	56061	4,461.19
157	000:02:36	56430	4,490.56
158	000:02:37	56839	4,523.10
159	000:02:38	57247	4,555.57
160	000:02:39	57654	4,587.96
161	000:02:40	58062	4,620.43
162	000:02:41	58465	4,652.50
163	000:02:42	58828	4,681.38
164	000:02:43	59239	4,714.09
165	000:02:44	59637	4,745.76
166	000:02:45	60038	4,777.67
167	000:02:46	60437	4,809.42
168	000:02:47	60798	4,838.15
169	000:02:48	61195	4,869.74
170	000:02:49	61588	4,901.02
171	000:02:50	61984	4,932.53
172	000:02:51	62379	4,963.96
173	000:02:52	62771	4,995.16
174	000:02:53	63120	5,022.93
175	000:02:54	63508	5,053.81
176	000:02:55	63898	5,084.84
177	000:02:56	64282	5,115.40
178	000:02:57	64668	5,146.12
179	000:02:58	65053	5,176.75
180	000:02:59	65445	5,207.95
181	000:03:00	65798	5,236.04
182	000:03:01	66219	5,269.54
183	000:03:02	66645	5,303.44
184	000:03:03	67083	5,338.30
185	000:03:04	67515	5,372.67
186	000:03:05	67945	5,406.89
187	000:03:06	68330	5,437.53
188	000:03:07	68752	5,471.11
189	000:03:08	69171	5,504.45
190	000:03:09	69591	5,537.88
191	000:03:10	70001	5,570.50
192	000:03:11	70415	5,603.45

HM Data Download - Concrete Test Results

READ #	TIME	LOAD	STRESS (PSI)
193	000:03:12	70779	5,632.41
194	000:03:13	71185	5,664.72
195	000:03:14	71582	5,696.31
196	000:03:15	71976	5,727.67
197	000:03:16	72363	5,758.46
198	000:03:17	72748	5,789.10
199	000:03:18	73092	5,816.48
200	000:03:19	73470	5,846.56
201	000:03:20	73842	5,876.16
202	000:03:21	74203	5,904.89
203	000:03:22	74520	5,930.11
204	000:03:23	74864	5,957.49
205	000:03:24	75194	5,983.75
206	000:03:25	75510	6,008.90
207	000:03:26	75768	6,029.43
208	000:03:27	76046	6,051.55
209	000:03:28	76292	6,071.12
210	000:03:29	76480	6,086.08
211	000:03:30	76624	6,097.54
212	000:03:31	76724	6,105.50
213	000:03:32	76719	6,105.10
214	000:03:33	76406	6,080.20
215	000:03:34	75763	6,029.03
216	000:03:35	74547	5,932.26
217	000:03:35	50636	4,029.48

Concrete Test

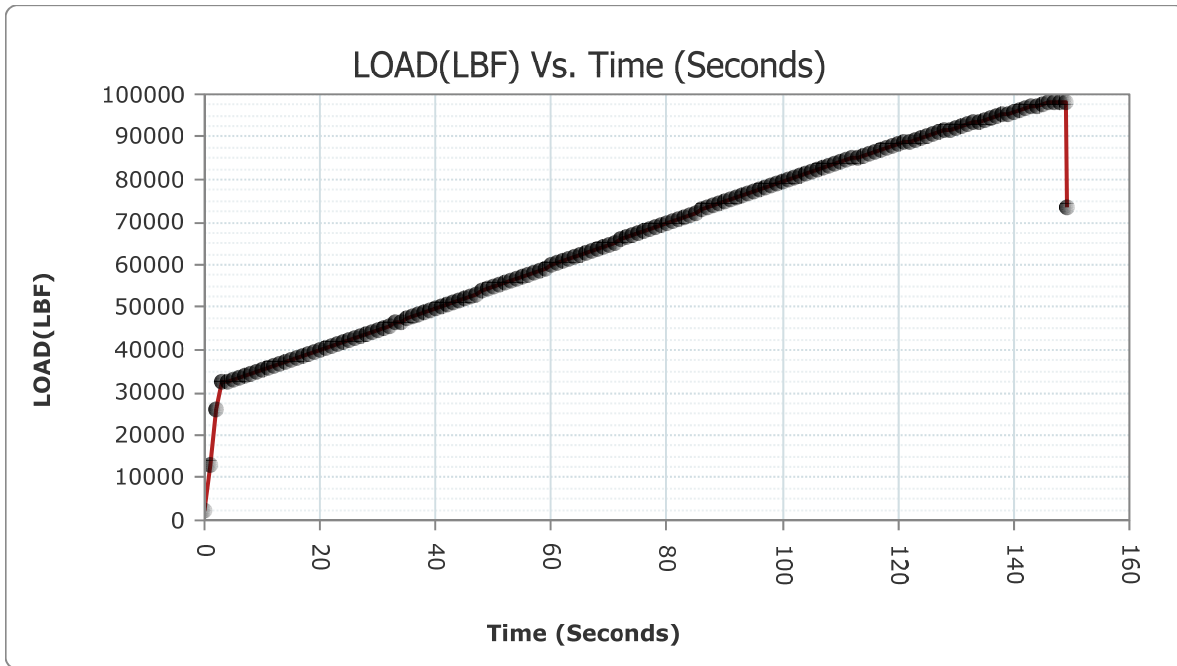
Sample Identification: Y28_1

Machine ID: 6a127

Test Type: ASTM C39

6/12/2020

TYPE	PEAK VALUES	UNITS
LOAD	98310	LBF
Diameter	4.00	IN
Length	8.00	IN
Cross-Sectional Area	12.57	IN ²
Sample Age	0.0	day(s)
Corrected Stress	7823.27	PSI
Average Pace Rate	453.95	LBF
Fracture Type	Type 1	
Correction Factor	1.000	
Temperature @ START	88.9	°F
Temperature @ FINISH	89.1	°F



READ #	TIME	LOAD	STRESS (PSI)
1	000:00:00	2102	167.27
2	000:00:01	13222	1,052.17

HM Data Download - Concrete Test Results

READ #	TIME	LOAD	STRESS (PSI)
3	000:00:02	25989	2,068.14
4	000:00:03	32361	2,575.21
5	000:00:04	32647	2,597.97
6	000:00:05	33042	2,629.40
7	000:00:06	33460	2,662.66
8	000:00:07	33894	2,697.20
9	000:00:08	34295	2,729.11
10	000:00:09	34748	2,765.16
11	000:00:10	35205	2,801.52
12	000:00:11	35672	2,838.69
13	000:00:12	36143	2,876.17
14	000:00:13	36572	2,910.31
15	000:00:14	37052	2,948.50
16	000:00:15	37535	2,986.94
17	000:00:16	38015	3,025.14
18	000:00:17	38456	3,060.23
19	000:00:18	38946	3,099.22
20	000:00:19	39436	3,138.22
21	000:00:20	39928	3,177.37
22	000:00:21	40373	3,212.78
23	000:00:22	40866	3,252.01
24	000:00:23	41357	3,291.09
25	000:00:24	41847	3,330.08
26	000:00:25	42341	3,369.39
27	000:00:26	42836	3,408.78
28	000:00:27	43334	3,448.41
29	000:00:28	43784	3,484.22
30	000:00:29	44281	3,523.77
31	000:00:30	44783	3,563.72
32	000:00:31	45282	3,603.43
33	000:00:32	45784	3,643.38
34	000:00:33	46291	3,683.72
35	000:00:34	46742	3,719.61
36	000:00:35	47247	3,759.80
37	000:00:36	47749	3,799.74
38	000:00:37	48251	3,839.69
39	000:00:38	48759	3,880.12
40	000:00:39	49264	3,920.30

HM Data Download - Concrete Test Results

READ #	TIME	LOAD	STRESS (PSI)
41	000:00:40	49721	3,956.67
42	000:00:41	50231	3,997.26
43	000:00:42	50738	4,037.60
44	000:00:43	51247	4,078.11
45	000:00:44	51757	4,118.69
46	000:00:45	52268	4,159.36
47	000:00:46	52777	4,199.86
48	000:00:47	53234	4,236.23
49	000:00:48	53744	4,276.81
50	000:00:49	54258	4,317.71
51	000:00:50	54768	4,358.30
52	000:00:51	55279	4,398.96
53	000:00:52	55789	4,439.55
54	000:00:53	56251	4,476.31
55	000:00:54	56763	4,517.06
56	000:00:55	57275	4,557.80
57	000:00:56	57789	4,598.70
58	000:00:57	58301	4,639.45
59	000:00:58	58773	4,677.01
60	000:00:59	59286	4,717.83
61	000:01:00	59797	4,758.49
62	000:01:01	60308	4,799.16
63	000:01:02	60820	4,839.90
64	000:01:03	61330	4,880.49
65	000:01:04	61791	4,917.17
66	000:01:05	62301	4,957.76
67	000:01:06	62812	4,998.42
68	000:01:07	63319	5,038.77
69	000:01:08	63833	5,079.67
70	000:01:09	64344	5,120.33
71	000:01:10	64802	5,156.78
72	000:01:11	65314	5,197.52
73	000:01:12	65827	5,238.35
74	000:01:13	66339	5,279.09
75	000:01:14	66806	5,316.25
76	000:01:15	67319	5,357.08
77	000:01:16	67831	5,397.82
78	000:01:17	68346	5,438.80

HM Data Download - Concrete Test Results

READ #	TIME	LOAD	STRESS (PSI)
79	000:01:18	68807	5,475.49
80	000:01:19	69318	5,516.15
81	000:01:20	69831	5,556.97
82	000:01:21	70344	5,597.80
83	000:01:22	70848	5,637.90
84	000:01:23	71303	5,674.11
85	000:01:24	71810	5,714.46
86	000:01:25	72311	5,754.33
87	000:01:26	72819	5,794.75
88	000:01:27	73322	5,834.78
89	000:01:28	73825	5,874.81
90	000:01:29	74278	5,910.86
91	000:01:30	74780	5,950.80
92	000:01:31	75283	5,990.83
93	000:01:32	75782	6,030.54
94	000:01:33	76283	6,070.41
95	000:01:34	76778	6,109.80
96	000:01:35	77277	6,149.51
97	000:01:36	77724	6,185.08
98	000:01:37	78218	6,224.39
99	000:01:38	78713	6,263.78
100	000:01:39	79206	6,303.01
101	000:01:40	79696	6,342.01
102	000:01:41	80186	6,381.00
103	000:01:42	80633	6,416.57
104	000:01:43	81105	6,454.13
105	000:01:44	81537	6,488.51
106	000:01:45	81968	6,522.81
107	000:01:46	82397	6,556.94
108	000:01:47	82825	6,591.00
109	000:01:48	83214	6,621.96
110	000:01:49	83643	6,656.10
111	000:01:50	84070	6,690.08
112	000:01:51	84496	6,723.98
113	000:01:52	84925	6,758.12
114	000:01:53	85347	6,791.70
115	000:01:54	85770	6,825.36
116	000:01:55	86148	6,855.44

HM Data Download - Concrete Test Results

READ #	TIME	LOAD	STRESS (PSI)
117	000:01:56	86570	6,889.02
118	000:01:57	86988	6,922.29
119	000:01:58	87412	6,956.03
120	000:01:59	87787	6,985.87
121	000:02:00	88204	7,019.05
122	000:02:01	88612	7,051.52
123	000:02:02	89020	7,083.99
124	000:02:03	89430	7,116.61
125	000:02:04	89836	7,148.92
126	000:02:05	90201	7,177.97
127	000:02:06	90605	7,210.12
128	000:02:07	91008	7,242.19
129	000:02:08	91402	7,273.54
130	000:02:09	91801	7,305.29
131	000:02:10	92195	7,336.65
132	000:02:11	92590	7,368.08
133	000:02:12	92944	7,396.25
134	000:02:13	93334	7,427.28
135	000:02:14	93719	7,457.92
136	000:02:15	94103	7,488.48
137	000:02:16	94443	7,515.54
138	000:02:17	94820	7,545.54
139	000:02:18	95190	7,574.98
140	000:02:19	95548	7,603.47
141	000:02:20	95874	7,629.41
142	000:02:21	96220	7,656.94
143	000:02:22	96583	7,685.83
144	000:02:23	96989	7,718.14
145	000:02:24	97380	7,749.25
146	000:02:25	97702	7,774.88
147	000:02:26	98013	7,799.63
148	000:02:27	98240	7,817.69
149	000:02:28	98309	7,823.18
150	000:02:29	97972	7,796.36
151	000:02:29	73649	5,860.80

Concrete Test

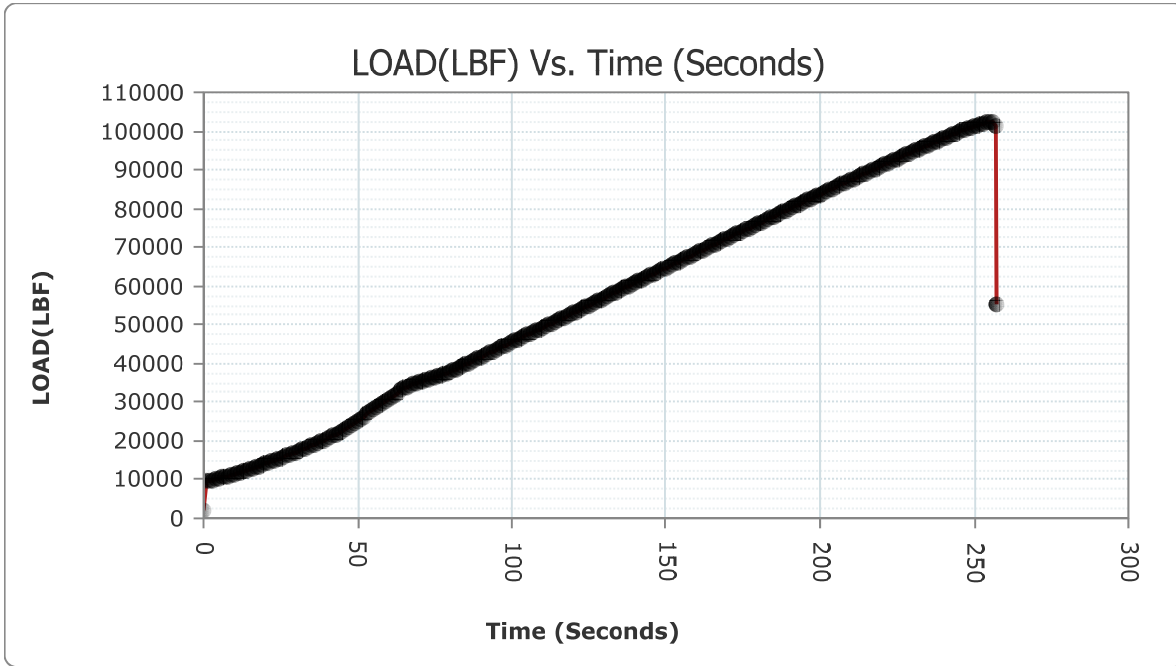
Sample Identification: Y28_2

Machine ID: 6a127

Test Type: ASTM C39

6/12/2020

TYPE	PEAK VALUES	UNITS
LOAD	102204	LBF
Diameter	4.00	IN
Length	8.00	IN
Cross-Sectional Area	12.57	IN ²
Sample Age	0.0	day(s)
Corrected Stress	8133.13	PSI
Average Pace Rate	366.88	LBF
Fracture Type	Type 1	
Correction Factor	1.000	
Temperature @ START	89.0	°F
Temperature @ FINISH	89.2	°F



READ #	TIME	LOAD	STRESS (PSI)
1	000:00:00	2196	174.75
2	000:00:01	9633	766.57

HM Data Download - Concrete Test Results

READ #	TIME	LOAD	STRESS (PSI)
3	000:00:02	9582	762.51
4	000:00:03	9841	783.12
5	000:00:04	10058	800.39
6	000:00:05	10280	818.06
7	000:00:06	10509	836.28
8	000:00:07	10720	853.07
9	000:00:08	10961	872.25
10	000:00:09	11202	891.43
11	000:00:10	11448	911.00
12	000:00:11	11697	930.82
13	000:00:12	11951	951.03
14	000:00:13	12189	969.97
15	000:00:14	12451	990.82
16	000:00:15	12716	1,011.91
17	000:00:16	12986	1,033.39
18	000:00:17	13259	1,055.12
19	000:00:18	13509	1,075.01
20	000:00:19	13788	1,097.21
21	000:00:20	14073	1,119.89
22	000:00:21	14359	1,142.65
23	000:00:22	14653	1,166.05
24	000:00:23	14947	1,189.44
25	000:00:24	15217	1,210.93
26	000:00:25	15523	1,235.28
27	000:00:26	15830	1,259.71
28	000:00:27	16141	1,284.46
29	000:00:28	16459	1,309.77
30	000:00:29	16781	1,335.39
31	000:00:30	17106	1,361.25
32	000:00:31	17403	1,384.89
33	000:00:32	17736	1,411.39
34	000:00:33	18075	1,438.36
35	000:00:34	18417	1,465.58
36	000:00:35	18762	1,493.03
37	000:00:36	19116	1,521.20
38	000:00:37	19437	1,546.75
39	000:00:38	19795	1,575.24
40	000:00:39	20163	1,604.52

HM Data Download - Concrete Test Results

READ #	TIME	LOAD	STRESS (PSI)
41	000:00:40	20537	1,634.28
42	000:00:41	20914	1,664.28
43	000:00:42	21260	1,691.82
44	000:00:43	21658	1,723.49
45	000:00:44	22166	1,763.91
46	000:00:45	22684	1,805.14
47	000:00:46	23155	1,842.62
48	000:00:47	23683	1,884.63
49	000:00:48	24213	1,926.81
50	000:00:49	24745	1,969.14
51	000:00:50	25231	2,007.82
52	000:00:51	25772	2,050.87
53	000:00:52	26319	2,094.40
54	000:00:53	26871	2,138.33
55	000:00:54	27425	2,182.41
56	000:00:55	27985	2,226.98
57	000:00:56	28549	2,271.86
58	000:00:57	29061	2,312.60
59	000:00:58	29628	2,357.72
60	000:00:59	30207	2,403.80
61	000:01:00	30784	2,449.71
62	000:01:01	31365	2,495.95
63	000:01:02	31949	2,542.42
64	000:01:03	32476	2,584.36
65	000:01:04	33065	2,631.23
66	000:01:05	33615	2,675.00
67	000:01:06	34004	2,705.95
68	000:01:07	34315	2,730.70
69	000:01:08	34567	2,750.75
70	000:01:09	34799	2,769.22
71	000:01:10	35051	2,789.27
72	000:01:11	35309	2,809.80
73	000:01:12	35564	2,830.09
74	000:01:13	35835	2,851.66
75	000:01:14	36105	2,873.14
76	000:01:15	36401	2,896.70
77	000:01:16	36685	2,919.30
78	000:01:17	36985	2,943.17

HM Data Download - Concrete Test Results

READ #	TIME	LOAD	STRESS (PSI)
79	000:01:18	37284	2,966.97
80	000:01:19	37580	2,990.52
81	000:01:20	37877	3,014.16
82	000:01:21	38240	3,043.04
83	000:01:22	38610	3,072.49
84	000:01:23	38987	3,102.49
85	000:01:24	39371	3,133.04
86	000:01:25	39753	3,163.44
87	000:01:26	40137	3,194.00
88	000:01:27	40480	3,221.30
89	000:01:28	40864	3,251.85
90	000:01:29	41250	3,282.57
91	000:01:30	41633	3,313.05
92	000:01:31	42017	3,343.61
93	000:01:32	42404	3,374.40
94	000:01:33	42749	3,401.86
95	000:01:34	43132	3,432.34
96	000:01:35	43521	3,463.29
97	000:01:36	43906	3,493.93
98	000:01:37	44290	3,524.49
99	000:01:38	44674	3,555.04
100	000:01:39	45025	3,582.98
101	000:01:40	45416	3,614.09
102	000:01:41	45805	3,645.05
103	000:01:42	46196	3,676.16
104	000:01:43	46548	3,704.17
105	000:01:44	46938	3,735.21
106	000:01:45	47330	3,766.40
107	000:01:46	47721	3,797.52
108	000:01:47	48074	3,825.61
109	000:01:48	48465	3,856.72
110	000:01:49	48858	3,888.00
111	000:01:50	49248	3,919.03
112	000:01:51	49602	3,947.20
113	000:01:52	49995	3,978.48
114	000:01:53	50386	4,009.59
115	000:01:54	50780	4,040.94
116	000:01:55	51134	4,069.11

HM Data Download - Concrete Test Results

READ #	TIME	LOAD	STRESS (PSI)
117	000:01:56	51528	4,100.47
118	000:01:57	51917	4,131.42
119	000:01:58	52315	4,163.10
120	000:01:59	52668	4,191.19
121	000:02:00	53059	4,222.30
122	000:02:01	53457	4,253.97
123	000:02:02	53850	4,285.25
124	000:02:03	54205	4,313.50
125	000:02:04	54598	4,344.77
126	000:02:05	54991	4,376.04
127	000:02:06	55388	4,407.64
128	000:02:07	55743	4,435.89
129	000:02:08	56137	4,467.24
130	000:02:09	56532	4,498.67
131	000:02:10	56929	4,530.27
132	000:02:11	57322	4,561.54
133	000:02:12	57676	4,589.71
134	000:02:13	58071	4,621.14
135	000:02:14	58438	4,650.35
136	000:02:15	58831	4,681.62
137	000:02:16	59226	4,713.06
138	000:02:17	59619	4,744.33
139	000:02:18	60014	4,775.76
140	000:02:19	60368	4,803.93
141	000:02:20	60761	4,835.21
142	000:02:21	61155	4,866.56
143	000:02:22	61551	4,898.07
144	000:02:23	61904	4,926.16
145	000:02:24	62297	4,957.44
146	000:02:25	62692	4,988.87
147	000:02:26	63088	5,020.38
148	000:02:27	63439	5,048.32
149	000:02:28	63836	5,079.91
150	000:02:29	64230	5,111.26
151	000:02:30	64624	5,142.61
152	000:02:31	64979	5,170.86
153	000:02:32	65371	5,202.06
154	000:02:33	65763	5,233.25

HM Data Download - Concrete Test Results

READ #	TIME	LOAD	STRESS (PSI)
155	000:02:34	66157	5,264.61
156	000:02:35	66509	5,292.62
157	000:02:36	66904	5,324.05
158	000:02:37	67298	5,355.40
159	000:02:38	67691	5,386.68
160	000:02:39	68046	5,414.93
161	000:02:40	68441	5,446.36
162	000:02:41	68834	5,477.64
163	000:02:42	69224	5,508.67
164	000:02:43	69577	5,536.76
165	000:02:44	69970	5,568.04
166	000:02:45	70365	5,599.47
167	000:02:46	70757	5,630.66
168	000:02:47	71110	5,658.75
169	000:02:48	71504	5,690.11
170	000:02:49	71895	5,721.22
171	000:02:50	72284	5,752.18
172	000:02:51	72637	5,780.27
173	000:02:52	73028	5,811.38
174	000:02:53	73422	5,842.74
175	000:02:54	73812	5,873.77
176	000:02:55	74164	5,901.78
177	000:02:56	74553	5,932.74
178	000:02:57	74943	5,963.77
179	000:02:58	75335	5,994.97
180	000:02:59	75686	6,022.90
181	000:03:00	76073	6,053.70
182	000:03:01	76463	6,084.73
183	000:03:02	76853	6,115.77
184	000:03:03	77206	6,143.86
185	000:03:04	77596	6,174.89
186	000:03:05	77984	6,205.77
187	000:03:06	78375	6,236.88
188	000:03:07	78721	6,264.42
189	000:03:08	79109	6,295.29
190	000:03:09	79495	6,326.01
191	000:03:10	79886	6,357.13
192	000:03:11	80237	6,385.06

HM Data Download - Concrete Test Results

READ #	TIME	LOAD	STRESS (PSI)
193	000:03:12	80621	6,415.62
194	000:03:13	81007	6,446.33
195	000:03:14	81366	6,474.90
196	000:03:15	81748	6,505.30
197	000:03:16	82135	6,536.10
198	000:03:17	82516	6,566.41
199	000:03:18	82862	6,593.95
200	000:03:19	83246	6,624.51
201	000:03:20	83631	6,655.14
202	000:03:21	84012	6,685.46
203	000:03:22	84355	6,712.76
204	000:03:23	84738	6,743.24
205	000:03:24	85121	6,773.71
206	000:03:25	85498	6,803.71
207	000:03:26	85838	6,830.77
208	000:03:27	86218	6,861.01
209	000:03:28	86600	6,891.41
210	000:03:29	86980	6,921.65
211	000:03:30	87320	6,948.70
212	000:03:31	87700	6,978.94
213	000:03:32	88082	7,009.34
214	000:03:33	88458	7,039.26
215	000:03:34	88799	7,066.40
216	000:03:35	89174	7,096.24
217	000:03:36	89550	7,126.16
218	000:03:37	89924	7,155.92
219	000:03:38	90300	7,185.85
220	000:03:39	90637	7,212.66
221	000:03:40	91011	7,242.43
222	000:03:41	91385	7,272.19
223	000:03:42	91756	7,301.71
224	000:03:43	92088	7,328.13
225	000:03:44	92462	7,357.89
226	000:03:45	92832	7,387.34
227	000:03:46	93201	7,416.70
228	000:03:47	93529	7,442.80
229	000:03:48	93898	7,472.17
230	000:03:49	94263	7,501.21

HM Data Download - Concrete Test Results

READ #	TIME	LOAD	STRESS (PSI)
231	000:03:50	94592	7,527.39
232	000:03:51	94956	7,556.36
233	000:03:52	95320	7,585.32
234	000:03:53	95684	7,614.29
235	000:03:54	96041	7,642.70
236	000:03:55	96366	7,668.56
237	000:03:56	96722	7,696.89
238	000:03:57	97076	7,725.06
239	000:03:58	97427	7,752.99
240	000:03:59	97744	7,778.22
241	000:04:00	98093	7,805.99
242	000:04:01	98438	7,833.45
243	000:04:02	98778	7,860.50
244	000:04:03	99083	7,884.77
245	000:04:04	99416	7,911.27
246	000:04:05	99747	7,937.61
247	000:04:06	100060	7,962.52
248	000:04:07	100340	7,984.80
249	000:04:08	100656	8,009.95
250	000:04:09	100968	8,034.78
251	000:04:10	101267	8,058.57
252	000:04:11	101529	8,079.42
253	000:04:12	101799	8,100.91
254	000:04:13	102015	8,118.10
255	000:04:14	102143	8,128.28
256	000:04:15	102204	8,133.14
257	000:04:16	102107	8,125.42
258	000:04:17	101418	8,070.59
259	000:04:17	55415	4,409.79

Concrete Test

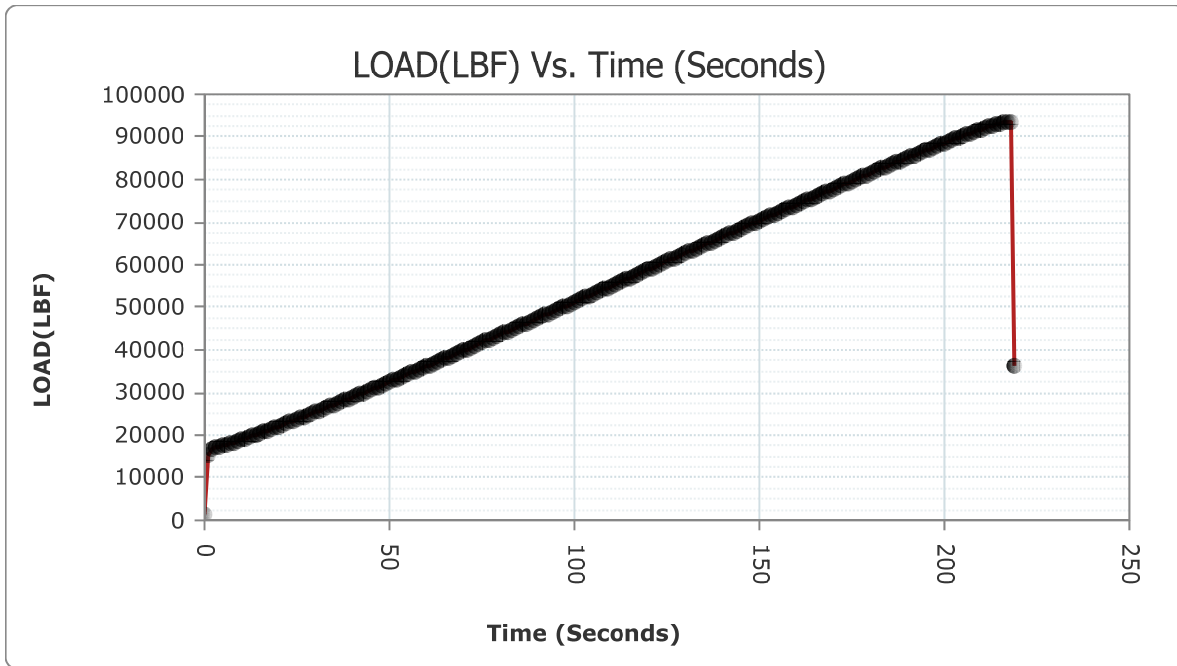
Sample Identification: Y28_3

Machine ID: 6a127

Test Type: ASTM C39

6/12/2020

TYPE	PEAK VALUES	UNITS
LOAD	93579	LBF
Diameter	4.00	IN
Length	8.00	IN
Cross-Sectional Area	12.57	IN ²
Sample Age	0.0	day(s)
Corrected Stress	7446.81	PSI
Average Pace Rate	363.22	LBF
Fracture Type	Type 1	
Correction Factor	1.000	
Temperature @ START	89.2	°F
Temperature @ FINISH	89.2	°F



READ #	TIME	LOAD	STRESS (PSI)
1	000:00:00	1579	125.65
2	000:00:01	15403	1,225.73

HM Data Download - Concrete Test Results

READ #	TIME	LOAD	STRESS (PSI)
3	000:00:02	16921	1,346.53
4	000:00:03	16983	1,351.46
5	000:00:04	17233	1,371.36
6	000:00:05	17477	1,390.78
7	000:00:06	17760	1,413.30
8	000:00:07	18051	1,436.45
9	000:00:08	18349	1,460.17
10	000:00:09	18622	1,481.89
11	000:00:10	18927	1,506.16
12	000:00:11	19241	1,531.15
13	000:00:12	19554	1,556.06
14	000:00:13	19838	1,578.66
15	000:00:14	20152	1,603.65
16	000:00:15	20476	1,629.43
17	000:00:16	20799	1,655.13
18	000:00:17	21094	1,678.61
19	000:00:18	21421	1,704.63
20	000:00:19	21750	1,730.81
21	000:00:20	22079	1,756.99
22	000:00:21	22384	1,781.26
23	000:00:22	22718	1,807.84
24	000:00:23	23053	1,834.50
25	000:00:24	23393	1,861.56
26	000:00:25	23701	1,886.07
27	000:00:26	24044	1,913.36
28	000:00:27	24389	1,940.81
29	000:00:28	24734	1,968.27
30	000:00:29	25046	1,993.10
31	000:00:30	25395	2,020.87
32	000:00:31	25748	2,048.96
33	000:00:32	26100	2,076.97
34	000:00:33	26416	2,102.12
35	000:00:34	26772	2,130.45
36	000:00:35	27125	2,158.54
37	000:00:36	27485	2,187.19
38	000:00:37	27808	2,212.89
39	000:00:38	28165	2,241.30
40	000:00:39	28527	2,270.11

HM Data Download - Concrete Test Results

READ #	TIME	LOAD	STRESS (PSI)
41	000:00:40	28891	2,299.07
42	000:00:41	29228	2,325.89
43	000:00:42	29590	2,354.70
44	000:00:43	29950	2,383.35
45	000:00:44	30319	2,412.71
46	000:00:45	30650	2,439.05
47	000:00:46	31017	2,468.25
48	000:00:47	31386	2,497.62
49	000:00:48	31754	2,526.90
50	000:00:49	32090	2,553.64
51	000:00:50	32463	2,583.32
52	000:00:51	32835	2,612.93
53	000:00:52	33207	2,642.53
54	000:00:53	33543	2,669.27
55	000:00:54	33919	2,699.19
56	000:00:55	34294	2,729.03
57	000:00:56	34669	2,758.87
58	000:00:57	35008	2,785.85
59	000:00:58	35387	2,816.01
60	000:00:59	35762	2,845.85
61	000:01:00	36142	2,876.09
62	000:01:01	36484	2,903.30
63	000:01:02	36863	2,933.46
64	000:01:03	37245	2,963.86
65	000:01:04	37625	2,994.10
66	000:01:05	37967	3,021.32
67	000:01:06	38352	3,051.96
68	000:01:07	38732	3,082.19
69	000:01:08	39115	3,112.67
70	000:01:09	39463	3,140.37
71	000:01:10	39848	3,171.00
72	000:01:11	40225	3,201.00
73	000:01:12	40605	3,231.24
74	000:01:13	40954	3,259.02
75	000:01:14	41338	3,289.57
76	000:01:15	41726	3,320.45
77	000:01:16	42111	3,351.09
78	000:01:17	42461	3,378.94

HM Data Download - Concrete Test Results

READ #	TIME	LOAD	STRESS (PSI)
79	000:01:18	42847	3,409.66
80	000:01:19	43235	3,440.53
81	000:01:20	43624	3,471.49
82	000:01:21	43971	3,499.10
83	000:01:22	44360	3,530.06
84	000:01:23	44747	3,560.85
85	000:01:24	45134	3,591.65
86	000:01:25	45487	3,619.74
87	000:01:26	45874	3,650.54
88	000:01:27	46264	3,681.57
89	000:01:28	46655	3,712.69
90	000:01:29	47004	3,740.46
91	000:01:30	47395	3,771.57
92	000:01:31	47784	3,802.53
93	000:01:32	48172	3,833.41
94	000:01:33	48527	3,861.66
95	000:01:34	48916	3,892.61
96	000:01:35	49307	3,923.73
97	000:01:36	49697	3,954.76
98	000:01:37	50052	3,983.01
99	000:01:38	50444	4,014.21
100	000:01:39	50835	4,045.32
101	000:01:40	51227	4,076.52
102	000:01:41	51581	4,104.69
103	000:01:42	51978	4,136.28
104	000:01:43	52372	4,167.63
105	000:01:44	52723	4,195.56
106	000:01:45	53116	4,226.84
107	000:01:46	53507	4,257.95
108	000:01:47	53901	4,289.31
109	000:01:48	54254	4,317.40
110	000:01:49	54648	4,348.75
111	000:01:50	55042	4,380.10
112	000:01:51	55431	4,411.06
113	000:01:52	55786	4,439.31
114	000:01:53	56176	4,470.34
115	000:01:54	56570	4,501.70
116	000:01:55	56963	4,532.97

HM Data Download - Concrete Test Results

READ #	TIME	LOAD	STRESS (PSI)
117	000:01:56	57315	4,560.98
118	000:01:57	57710	4,592.42
119	000:01:58	58103	4,623.69
120	000:01:59	58497	4,655.04
121	000:02:00	58849	4,683.05
122	000:02:01	59243	4,714.41
123	000:02:02	59636	4,745.68
124	000:02:03	60030	4,777.04
125	000:02:04	60422	4,808.23
126	000:02:05	60773	4,836.16
127	000:02:06	61165	4,867.36
128	000:02:07	61555	4,898.39
129	000:02:08	61946	4,929.51
130	000:02:09	62303	4,957.92
131	000:02:10	62691	4,988.79
132	000:02:11	63080	5,019.75
133	000:02:12	63471	5,050.86
134	000:02:13	63821	5,078.71
135	000:02:14	64210	5,109.67
136	000:02:15	64600	5,140.70
137	000:02:16	64987	5,171.50
138	000:02:17	65341	5,199.67
139	000:02:18	65731	5,230.71
140	000:02:19	66119	5,261.58
141	000:02:20	66507	5,292.46
142	000:02:21	66858	5,320.39
143	000:02:22	67246	5,351.27
144	000:02:23	67634	5,382.14
145	000:02:24	68021	5,412.94
146	000:02:25	68373	5,440.95
147	000:02:26	68760	5,471.75
148	000:02:27	69147	5,502.54
149	000:02:28	69536	5,533.50
150	000:02:29	69883	5,561.11
151	000:02:30	70270	5,591.91
152	000:02:31	70657	5,622.71
153	000:02:32	71044	5,653.50
154	000:02:33	71396	5,681.51

HM Data Download - Concrete Test Results

READ #	TIME	LOAD	STRESS (PSI)
155	000:02:34	71782	5,712.23
156	000:02:35	72171	5,743.19
157	000:02:36	72558	5,773.98
158	000:02:37	72906	5,801.68
159	000:02:38	73292	5,832.39
160	000:02:39	73680	5,863.27
161	000:02:40	74064	5,893.83
162	000:02:41	74411	5,921.44
163	000:02:42	74806	5,952.87
164	000:02:43	75187	5,983.19
165	000:02:44	75535	6,010.88
166	000:02:45	75919	6,041.44
167	000:02:46	76302	6,071.92
168	000:02:47	76686	6,102.48
169	000:02:48	77030	6,129.85
170	000:02:49	77410	6,160.09
171	000:02:50	77790	6,190.33
172	000:02:51	78176	6,221.05
173	000:02:52	78516	6,248.10
174	000:02:53	78896	6,278.34
175	000:02:54	79278	6,308.74
176	000:02:55	79657	6,338.90
177	000:02:56	79998	6,366.04
178	000:02:57	80374	6,395.96
179	000:02:58	80754	6,426.20
180	000:02:59	81129	6,456.04
181	000:03:00	81467	6,482.94
182	000:03:01	81844	6,512.94
183	000:03:02	82220	6,542.86
184	000:03:03	82593	6,572.54
185	000:03:04	82930	6,599.36
186	000:03:05	83301	6,628.88
187	000:03:06	83675	6,658.65
188	000:03:07	84044	6,688.01
189	000:03:08	84376	6,714.43
190	000:03:09	84742	6,743.55
191	000:03:10	85106	6,772.52
192	000:03:11	85473	6,801.73

HM Data Download - Concrete Test Results

READ #	TIME	LOAD	STRESS (PSI)
193	000:03:12	85800	6,827.75
194	000:03:13	86159	6,856.32
195	000:03:14	86516	6,884.72
196	000:03:15	86870	6,912.90
197	000:03:16	87188	6,938.20
198	000:03:17	87543	6,966.45
199	000:03:18	87898	6,994.70
200	000:03:19	88247	7,022.47
201	000:03:20	88564	7,047.70
202	000:03:21	88915	7,075.63
203	000:03:22	89266	7,103.56
204	000:03:23	89608	7,130.78
205	000:03:24	89916	7,155.29
206	000:03:25	90258	7,182.50
207	000:03:26	90590	7,208.92
208	000:03:27	90921	7,235.26
209	000:03:28	91213	7,258.50
210	000:03:29	91533	7,283.96
211	000:03:30	91844	7,308.71
212	000:03:31	92143	7,332.51
213	000:03:32	92402	7,353.12
214	000:03:33	92674	7,374.76
215	000:03:34	92927	7,394.90
216	000:03:35	93165	7,413.83
217	000:03:36	93371	7,430.23
218	000:03:37	93510	7,441.29
219	000:03:38	93579	7,446.78
220	000:03:38	36172	2,878.48

Mix Delay - Blue

Target Temp: 32 °F

Date Cast:	2/11/2020	Temp During Casting (°F):	28
Time of Casting:	10:53:00 AM	Air Content (%):	7.6

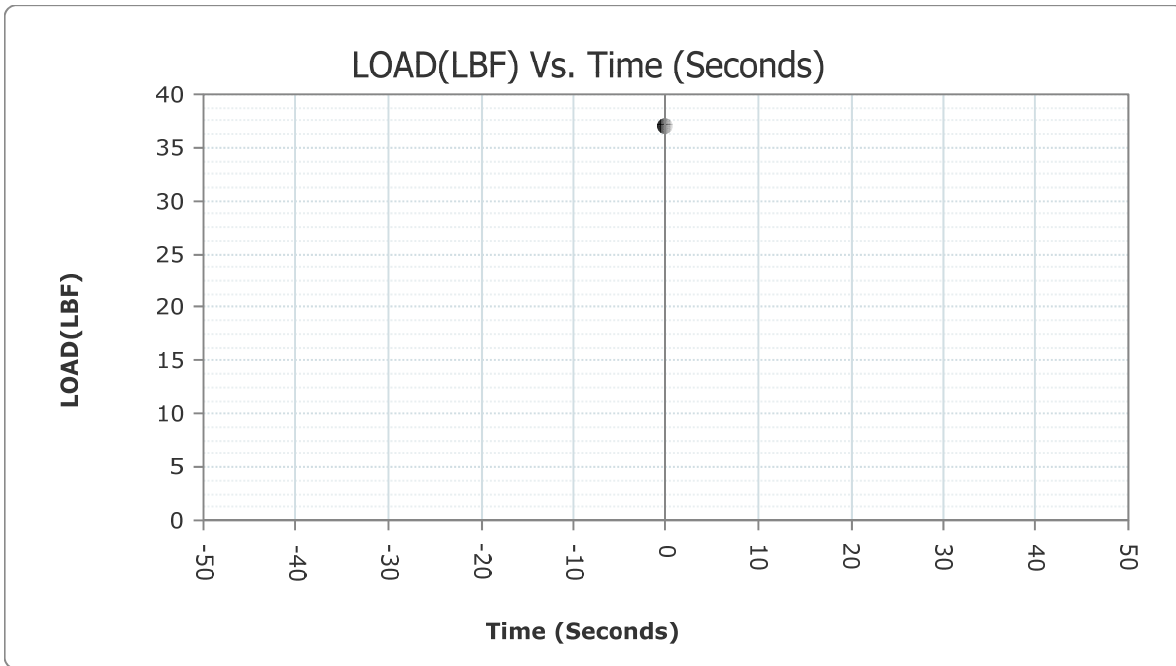
Date:	Time interval	Test Date:			Compressive Strength (psi)	AVE Compressive Strength (psi)
		Target Time	Actual Test Time	Time Elapsed (hr)		
2/11/2020	1.5 HR	12:23:00 PM	12:23:00 PM	1.50	NA - Too Wet	
2/11/2020	1.5 HR	12:23:00 PM	12:23:00 PM	1.50	NA - Too Wet	NA
2/11/2020	1.5 HR	12:23:00 PM	12:23:00 PM	1.50	NA - Too Wet	
2/11/2020	2 HR	12:53:00 PM	12:53:00 PM	2.00	NA - Too Wet	
2/11/2020	2 HR	12:53:00 PM	12:53:00 PM	2.00	NA - Too Wet	NA
2/11/2020	2 HR	12:53:00 PM	12:53:00 PM	2.00	NA - Too Wet	
2/11/2020	2.5 HR	1:23:00 PM	1:23:00 PM	2.50	NA - Too Wet	
2/11/2020	2.5 HR	1:23:00 PM	1:23:00 PM	2.50	NA - Too Wet	NA
2/11/2020	2.5 HR	1:23:00 PM	1:23:00 PM	2.50	NA - Too Wet	
2/11/2020	3 HR	1:53:00 PM	1:53:00 PM	3.00	NA - Too Wet	
2/11/2020	3 HR	1:53:00 PM	2:01:00 PM	3.13	25	33
2/11/2020	3 HR	1:53:00 PM	2:17:00 PM	3.40	40	
2/11/2020	3.5 HR	2:23:00 PM	2:23:00 PM	3.50	NA - Too Wet	
2/11/2020	3.5 HR	2:23:00 PM	2:23:00 PM	3.50	NA - Too Wet	33
2/11/2020	3.5 HR	2:23:00 PM	2:37:00 PM	3.73	33	
2/11/2020	4 HR	2:53:00 PM	3:07:00 PM	4.23	NA - Too Wet	
2/11/2020	4 HR	2:53:00 PM	3:07:00 PM	4.23	50	55
2/11/2020	4 HR	2:53:00 PM	3:09:00 PM	4.27	59	
2/11/2020	6 HR	4:53:00 PM	4:53:00 PM	6.00	NA - Too Wet	
2/11/2020	6 HR	4:53:00 PM	4:53:00 PM	6.00	NA - Too Wet	175
2/11/2020	6 HR	4:53:00 PM	5:13:00 PM	6.33	175	
2/12/2020	24 HR	10:53:00 AM	10:56:00 AM	24.05	4105	
2/12/2020	24 HR	10:53:00 AM	11:00:00 AM	24.12	3234	3423
2/12/2020	24 HR	10:53:00 AM	11:05:00 AM	24.20	2931	
2/14/2020	3 DAY	10:53:00 AM	10:50:00 AM	71.95	5377	
2/14/2020	3 DAY	10:53:00 AM	10:55:00 AM	72.03	4823	5349
2/14/2020	3 DAY	10:53:00 AM	11:00:00 AM	72.12	5847	
3/10/2020	28 DAY	10:53:00 AM	10:56:00 AM	672.05	6801	
3/10/2020	28 DAY	10:53:00 AM	11:00:00 AM	672.12	6796	6205
3/10/2020	28 DAY	10:53:00 AM	11:04:00 AM	672.18	5017	

Concrete Test

Sample Identification: B3A
 Machine ID: 6a127

Test Type: ASTM C39
 2/11/2020

TYPE	PEAK VALUES	UNITS
LOAD	37	LBF
Diameter	4.00	IN
Length	8.00	IN
Cross-Sectional Area	12.57	IN ²
Sample Age	0.0	day(s)
Corrected Stress	2.95	PSI
Average Pace Rate	0.00	PSI/SEC
Fracture Type	Type 1	
Correction Factor	1.000	
Temperature @ START	65.2	°F
Temperature @ FINISH	65.2	°F



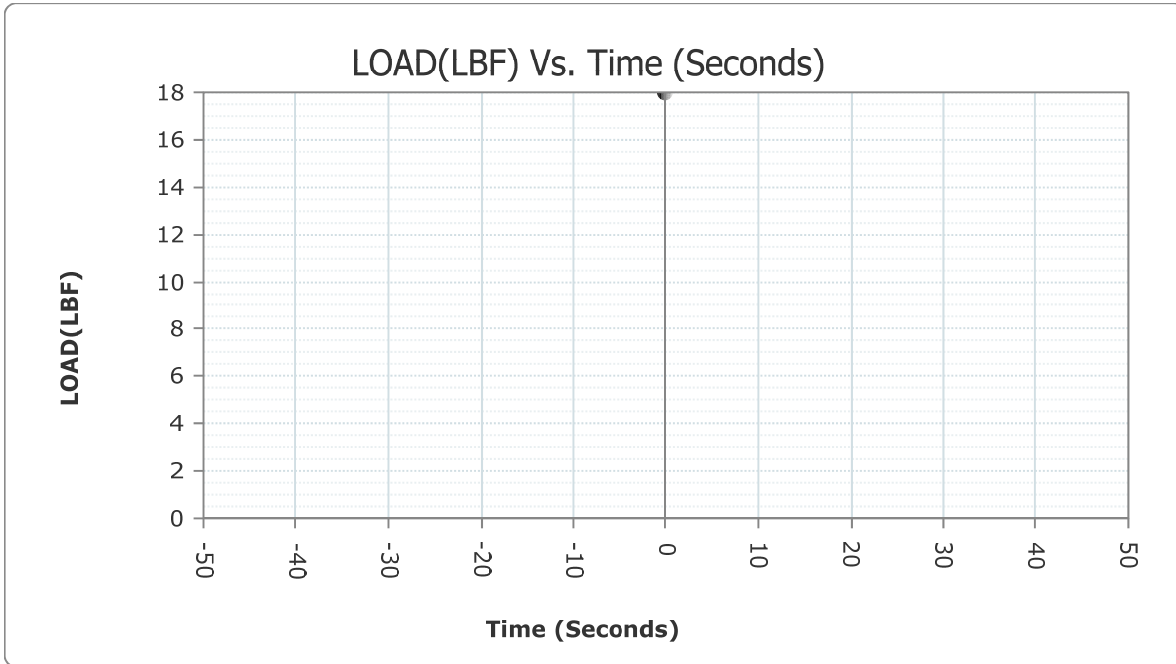
READ #	TIME	LOAD	STRESS (PSI)
1	000:00:00	37	2.94

Concrete Test

Sample Identification: B3_B
 Machine ID: 6a127

Test Type: ASTM C39
 2/11/2020

TYPE	PEAK VALUES	UNITS
LOAD	18	LBF
Diameter	4.00	IN
Length	8.00	IN
Cross-Sectional Area	12.57	IN ²
Sample Age	0.0	day(s)
Corrected Stress	1.46	PSI
Average Pace Rate	0.00	PSI/SEC
Fracture Type	Type 1	
Correction Factor	1.000	
Temperature @ START	66.8	°F
Temperature @ FINISH	66.8	°F



READ #	TIME	LOAD	STRESS (PSI)
1	000:00:00	18	1.43

Concrete Test

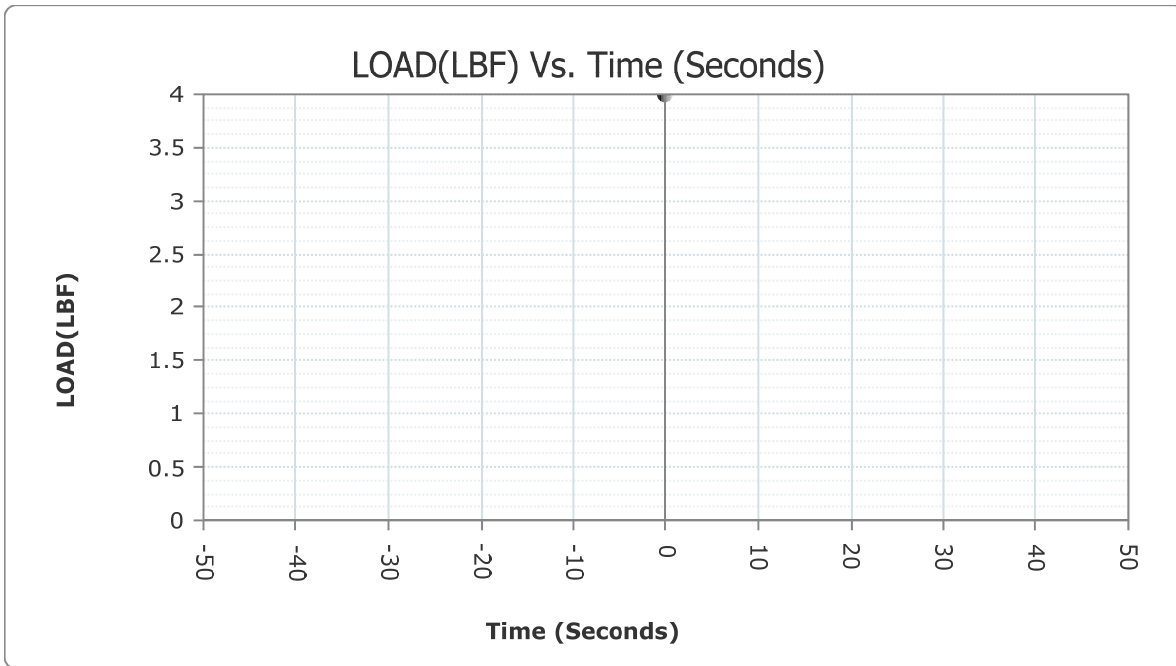
Sample Identification: B35A

Machine ID: 6a127

Test Type: ASTM C39

2/11/2020

TYPE	PEAK VALUES	UNITS
LOAD	4	LBF
Diameter	4.00	IN
Length	8.00	IN
Cross-Sectional Area	12.57	IN ²
Sample Age	0.0	day(s)
Corrected Stress	0.31	PSI
Average Pace Rate	0.00	PSI/SEC
Fracture Type	Type 3	
Correction Factor	1.000	
Temperature @ START	68.0	°F
Temperature @ FINISH	68.0	°F



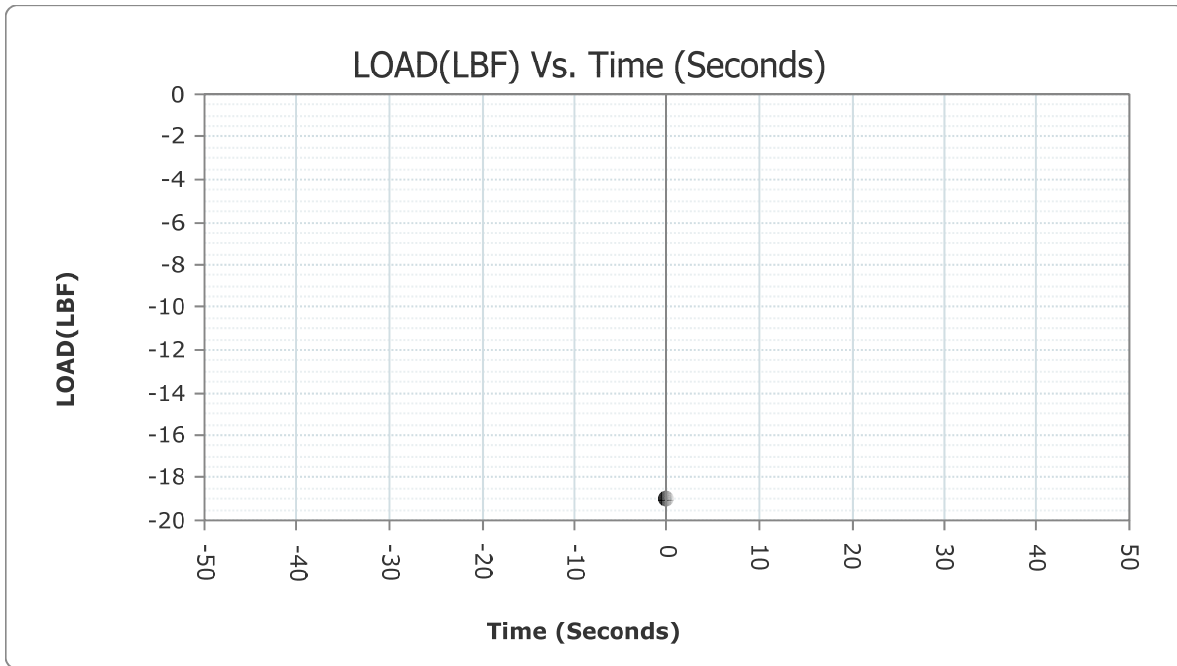
READ #	TIME	LOAD	STRESS (PSI)
1	000:00:00	4	0.32

Concrete Test

Sample Identification: B4A
Machine ID: 6a127

Test Type: ASTM C39
2/11/2020

TYPE	PEAK VALUES	UNITS
LOAD	0	LBF
Diameter	4.00	IN
Length	8.00	IN
Cross-Sectional Area	12.57	IN ²
Sample Age	0.0	day(s)
Corrected Stress	0.00	PSI
Average Pace Rate	0.00	PSI/SEC
Fracture Type	Type 1	
Correction Factor	1.000	
Temperature @ START	70.7	°F
Temperature @ FINISH	70.7	°F



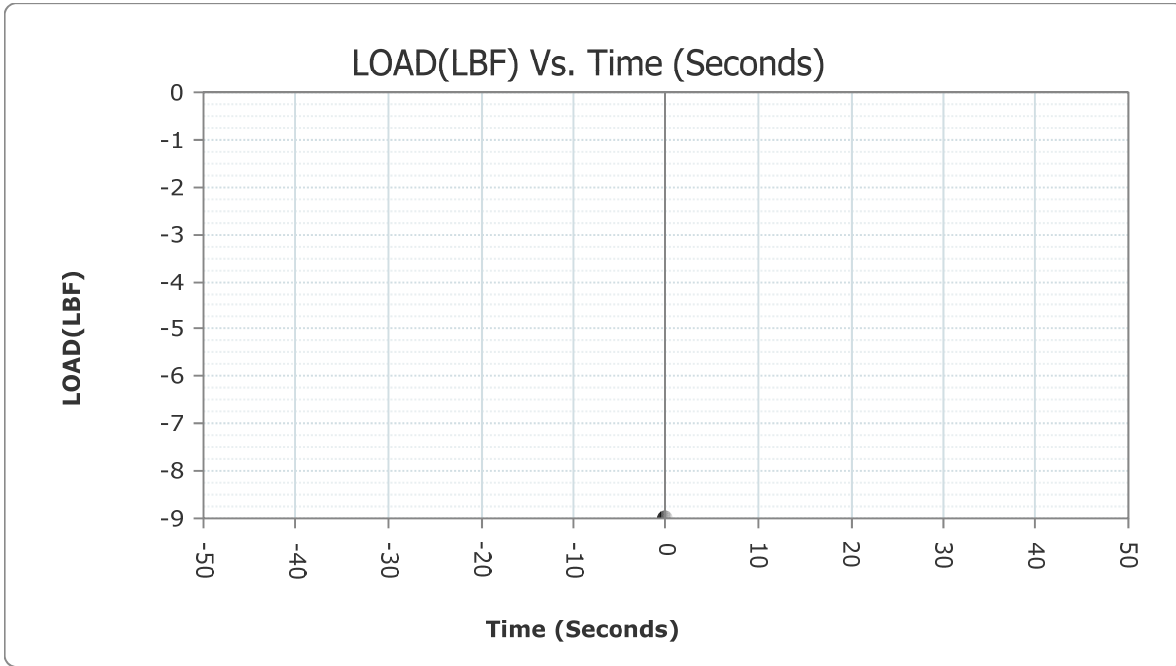
READ #	TIME	LOAD	STRESS (PSI)
1	000:00:00	-19	-1.51

Concrete Test

Sample Identification: B4B
 Machine ID: 6a127

Test Type: ASTM C39
 2/11/2020

TYPE	PEAK VALUES	UNITS
LOAD	0	LBF
Diameter	4.00	IN
Length	8.00	IN
Cross-Sectional Area	12.57	IN ²
Sample Age	0.0	day(s)
Corrected Stress	0.00	PSI
Average Pace Rate	0.00	PSI/SEC
Fracture Type	Type 1	
Correction Factor	1.000	
Temperature @ START	70.5	°F
Temperature @ FINISH	70.5	°F



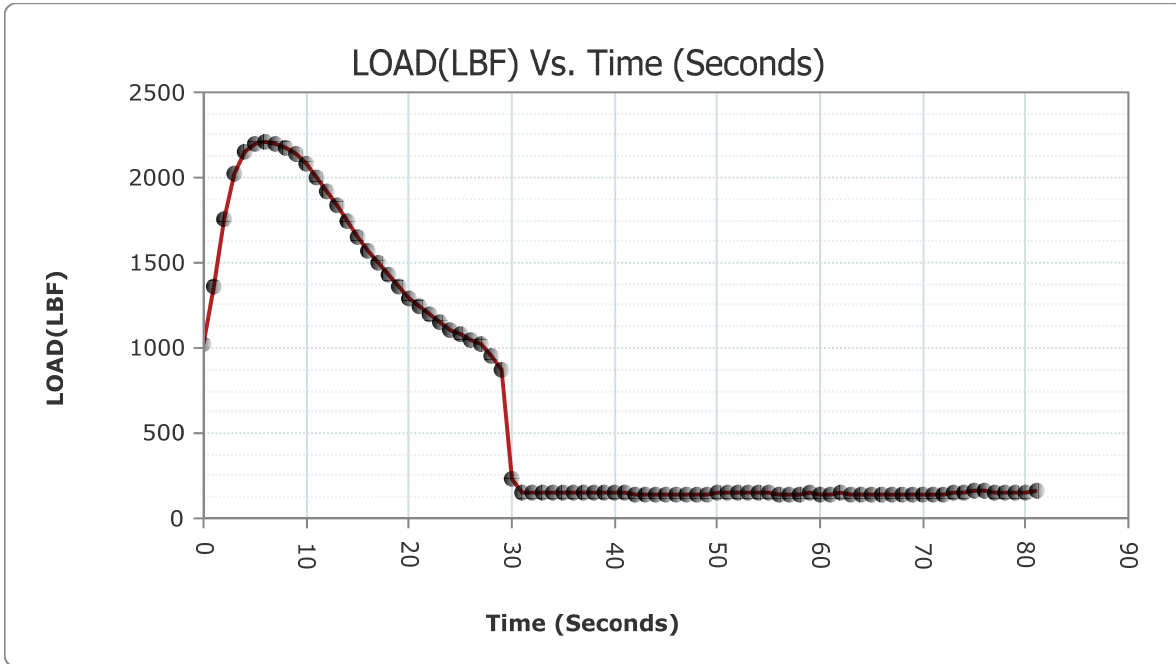
READ #	TIME	LOAD	STRESS (PSI)
1	000:00:00	-9	-0.72

Concrete Test

Sample Identification: B6A
 Machine ID: 6a127

Test Type: ASTM C39
 2/11/2020

TYPE	PEAK VALUES	UNITS
LOAD	2217	LBF
Diameter	4.00	IN
Length	8.00	IN
Cross-Sectional Area	12.57	IN ²
Sample Age	0.0	day(s)
Corrected Stress	176.45	PSI
Average Pace Rate	-0.87	PSI/SEC
Fracture Type	Type 3	
Correction Factor	1.000	
Temperature @ START	73.0	°F
Temperature @ FINISH	72.9	°F



READ #	TIME	LOAD	STRESS (PSI)
1	000:00:00	1026	81.65
2	000:00:01	1365	108.62

HM Data Download - Concrete Test Results

READ #	TIME	LOAD	STRESS (PSI)
3	000:00:02	1755	139.66
4	000:00:03	2023	160.99
5	000:00:04	2147	170.85
6	000:00:05	2196	174.75
7	000:00:06	2214	176.18
8	000:00:07	2202	175.23
9	000:00:08	2172	172.84
10	000:00:09	2141	170.38
11	000:00:10	2084	165.84
12	000:00:11	2005	159.55
13	000:00:12	1918	152.63
14	000:00:13	1833	145.87
15	000:00:14	1742	138.62
16	000:00:15	1655	131.70
17	000:00:16	1571	125.02
18	000:00:17	1502	119.53
19	000:00:18	1427	113.56
20	000:00:19	1355	107.83
21	000:00:20	1296	103.13
22	000:00:21	1249	99.39
23	000:00:22	1198	95.33
24	000:00:23	1149	91.43
25	000:00:24	1106	88.01
26	000:00:25	1078	85.78
27	000:00:26	1050	83.56
28	000:00:27	1019	81.09
29	000:00:28	948	75.44
30	000:00:29	876	69.71
31	000:00:30	237	18.86
32	000:00:31	150	11.94
33	000:00:32	150	11.94
34	000:00:33	152	12.10
35	000:00:34	152	12.10
36	000:00:35	153	12.18
37	000:00:36	153	12.18
38	000:00:37	154	12.25
39	000:00:38	150	11.94
40	000:00:39	148	11.78

HM Data Download - Concrete Test Results

READ #	TIME	LOAD	STRESS (PSI)
41	000:00:40	146	11.62
42	000:00:41	149	11.86
43	000:00:42	143	11.38
44	000:00:43	138	10.98
45	000:00:44	143	11.38
46	000:00:45	141	11.22
47	000:00:46	142	11.30
48	000:00:47	143	11.38
49	000:00:48	142	11.30
50	000:00:49	145	11.54
51	000:00:50	147	11.70
52	000:00:51	147	11.70
53	000:00:52	153	12.18
54	000:00:53	151	12.02
55	000:00:54	148	11.78
56	000:00:55	147	11.70
57	000:00:56	142	11.30
58	000:00:57	145	11.54
59	000:00:58	145	11.54
60	000:00:59	146	11.62
61	000:01:00	143	11.38
62	000:01:01	141	11.22
63	000:01:02	146	11.62
64	000:01:03	140	11.14
65	000:01:04	143	11.38
66	000:01:05	143	11.38
67	000:01:06	141	11.22
68	000:01:07	142	11.30
69	000:01:08	143	11.38
70	000:01:09	143	11.38
71	000:01:10	141	11.22
72	000:01:11	144	11.46
73	000:01:12	142	11.30
74	000:01:13	152	12.10
75	000:01:14	155	12.33
76	000:01:15	158	12.57
77	000:01:16	157	12.49
78	000:01:17	156	12.41

HM Data Download - Concrete Test Results

READ #	TIME	LOAD	STRESS (PSI)
79	000:01:18	155	12.33
80	000:01:19	155	12.33
81	000:01:20	156	12.41
82	000:01:21	158	12.57

Concrete Test

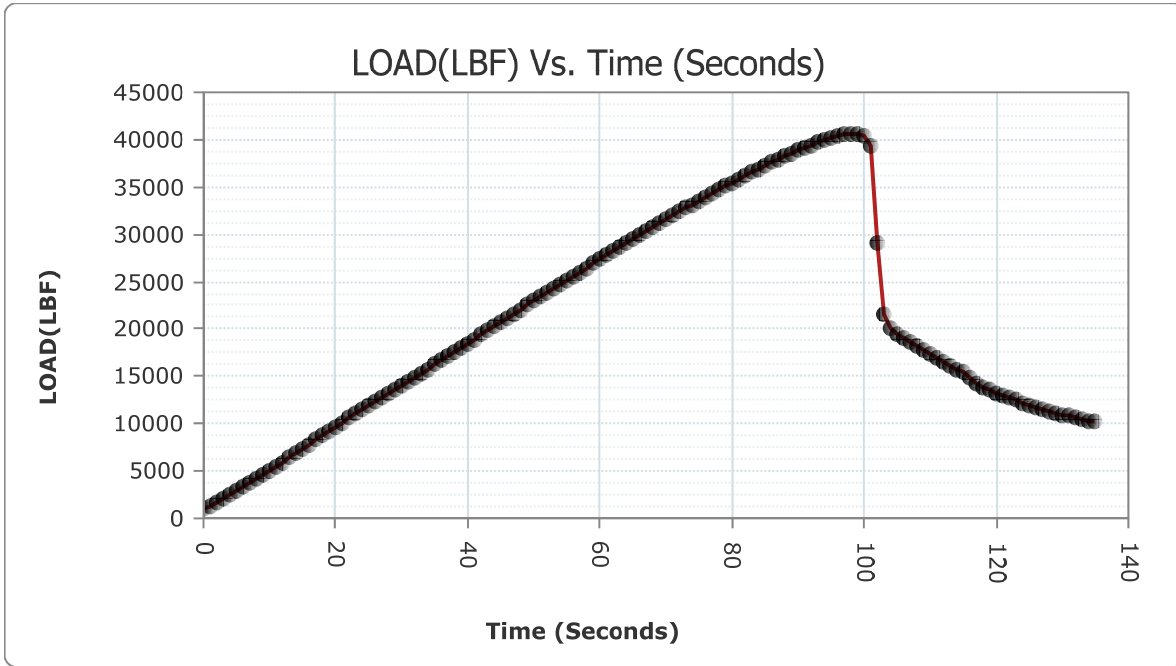
Sample Identification: B24_2

Machine ID: 6a127

Test Type: ASTM C39

2/12/2020

TYPE	PEAK VALUES	UNITS
LOAD	40638	LBF
Diameter	4.00	IN
Length	8.00	IN
Cross-Sectional Area	12.57	IN ²
Sample Age	0.0	day(s)
Corrected Stress	3233.84	PSI
Average Pace Rate	29.95	PSI/SEC
Fracture Type	Type 1	
Correction Factor	1.000	
Temperature @ START	72.9	°F
Temperature @ FINISH	73.1	°F



READ #	TIME	LOAD	STRESS (PSI)
1	000:00:00	1001	79.66
2	000:00:01	1332	106.00

HM Data Download - Concrete Test Results

READ #	TIME	LOAD	STRESS (PSI)
3	000:00:02	1706	135.76
4	000:00:03	2092	166.48
5	000:00:04	2491	198.23
6	000:00:05	2905	231.17
7	000:00:06	3332	265.15
8	000:00:07	3766	299.69
9	000:00:08	4165	331.44
10	000:00:09	4611	366.93
11	000:00:10	5049	401.79
12	000:00:11	5485	436.48
13	000:00:12	5938	472.53
14	000:00:13	6399	509.22
15	000:00:14	6821	542.80
16	000:00:15	7300	580.92
17	000:00:16	7790	619.91
18	000:00:17	8288	659.54
19	000:00:18	8781	698.77
20	000:00:19	9232	734.66
21	000:00:20	9688	770.95
22	000:00:21	10145	807.31
23	000:00:22	10616	844.79
24	000:00:23	11060	880.13
25	000:00:24	11486	914.03
26	000:00:25	11867	944.35
27	000:00:26	12304	979.12
28	000:00:27	12743	1,014.06
29	000:00:28	13189	1,049.55
30	000:00:29	13589	1,081.38
31	000:00:30	14037	1,117.03
32	000:00:31	14486	1,152.76
33	000:00:32	14937	1,188.65
34	000:00:33	15347	1,221.28
35	000:00:34	15799	1,257.24
36	000:00:35	16250	1,293.13
37	000:00:36	16703	1,329.18
38	000:00:37	17151	1,364.83
39	000:00:38	17605	1,400.96
40	000:00:39	18015	1,433.59

HM Data Download - Concrete Test Results

READ #	TIME	LOAD	STRESS (PSI)
41	000:00:40	18468	1,469.64
42	000:00:41	18922	1,505.76
43	000:00:42	19378	1,542.05
44	000:00:43	19834	1,578.34
45	000:00:44	20289	1,614.55
46	000:00:45	20698	1,647.09
47	000:00:46	21151	1,683.14
48	000:00:47	21609	1,719.59
49	000:00:48	22059	1,755.40
50	000:00:49	22514	1,791.61
51	000:00:50	22966	1,827.58
52	000:00:51	23417	1,863.47
53	000:00:52	23821	1,895.61
54	000:00:53	24274	1,931.66
55	000:00:54	24721	1,967.23
56	000:00:55	25169	2,002.89
57	000:00:56	25612	2,038.14
58	000:00:57	26058	2,073.63
59	000:00:58	26456	2,105.30
60	000:00:59	26896	2,140.32
61	000:01:00	27337	2,175.41
62	000:01:01	27771	2,209.95
63	000:01:02	28207	2,244.64
64	000:01:03	28639	2,279.02
65	000:01:04	29030	2,310.13
66	000:01:05	29458	2,344.19
67	000:01:06	29885	2,378.17
68	000:01:07	30310	2,411.99
69	000:01:08	30732	2,445.57
70	000:01:09	31152	2,479.00
71	000:01:10	31528	2,508.92
72	000:01:11	31939	2,541.62
73	000:01:12	32351	2,574.41
74	000:01:13	32759	2,606.88
75	000:01:14	33162	2,638.95
76	000:01:15	33561	2,670.70
77	000:01:16	33955	2,702.05
78	000:01:17	34317	2,730.86

HM Data Download - Concrete Test Results

READ #	TIME	LOAD	STRESS (PSI)
79	000:01:18	34703	2,761.58
80	000:01:19	35086	2,792.06
81	000:01:20	35462	2,821.98
82	000:01:21	35838	2,851.90
83	000:01:22	36168	2,878.16
84	000:01:23	36533	2,907.20
85	000:01:24	36890	2,935.61
86	000:01:25	37242	2,963.62
87	000:01:26	37590	2,991.32
88	000:01:27	37898	3,015.83
89	000:01:28	38225	3,041.85
90	000:01:29	38544	3,067.23
91	000:01:30	38849	3,091.51
92	000:01:31	39119	3,112.99
93	000:01:32	39405	3,135.75
94	000:01:33	39677	3,157.40
95	000:01:34	39926	3,177.21
96	000:01:35	40134	3,193.76
97	000:01:36	40340	3,210.16
98	000:01:37	40508	3,223.52
99	000:01:38	40613	3,231.88
100	000:01:39	40633	3,233.47
101	000:01:40	40472	3,220.66
102	000:01:41	39380	3,133.76
103	000:01:42	29150	2,319.68
104	000:01:43	21486	1,709.80
105	000:01:44	20069	1,597.04
106	000:01:45	19430	1,546.19
107	000:01:46	18954	1,508.31
108	000:01:47	18556	1,476.64
109	000:01:48	18137	1,443.30
110	000:01:49	17718	1,409.95
111	000:01:50	17287	1,375.66
112	000:01:51	16919	1,346.37
113	000:01:52	16518	1,314.46
114	000:01:53	16122	1,282.95
115	000:01:54	15757	1,253.90
116	000:01:55	15439	1,228.60

HM Data Download - Concrete Test Results

READ #	TIME	LOAD	STRESS (PSI)
117	000:01:56	14774	1,175.68
118	000:01:57	14139	1,125.15
119	000:01:58	13761	1,095.07
120	000:01:59	13518	1,075.73
121	000:02:00	13236	1,053.29
122	000:02:01	12952	1,030.69
123	000:02:02	12687	1,009.60
124	000:02:03	12456	991.22
125	000:02:04	12200	970.85
126	000:02:05	11962	951.91
127	000:02:06	11734	933.76
128	000:02:07	11544	918.64
129	000:02:08	11334	901.93
130	000:02:09	11136	886.17
131	000:02:10	10952	871.53
132	000:02:11	10794	858.96
133	000:02:12	10620	845.11
134	000:02:13	10451	831.66
135	000:02:14	10287	818.61
136	000:02:14	10159	808.43

Concrete Test

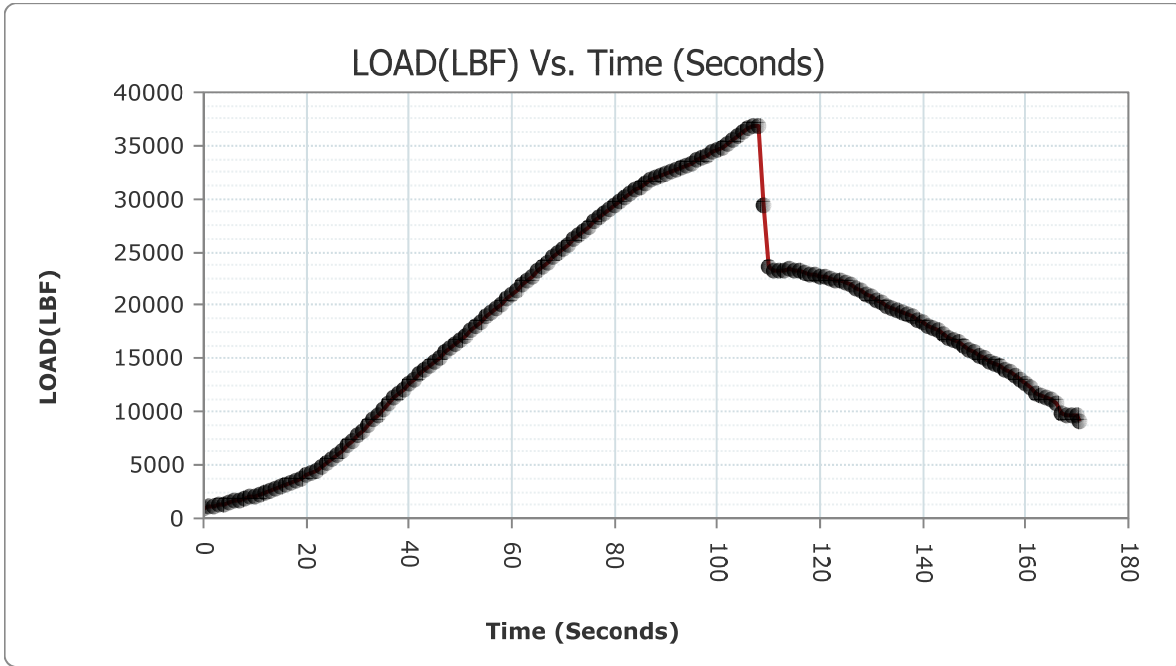
Sample Identification: B24_3

Machine ID: 6a127

Test Type: ASTM C39

2/12/2020

TYPE	PEAK VALUES	UNITS
LOAD	36838	LBF
Diameter	4.00	IN
Length	8.00	IN
Cross-Sectional Area	12.57	IN ²
Sample Age	0.0	day(s)
Corrected Stress	2931.49	PSI
Average Pace Rate	-5.79	PSI/SEC
Fracture Type	Type 2	
Correction Factor	1.000	
Temperature @ START	73.3	°F
Temperature @ FINISH	73.8	°F



READ #	TIME	LOAD	STRESS (PSI)
1	000:00:00	1002	79.74
2	000:00:01	1091	86.82

HM Data Download - Concrete Test Results

READ #	TIME	LOAD	STRESS (PSI)
3	000:00:02	1176	93.58
4	000:00:03	1279	101.78
5	000:00:04	1384	110.14
6	000:00:05	1488	118.41
7	000:00:06	1606	127.80
8	000:00:07	1730	137.67
9	000:00:08	1859	147.93
10	000:00:09	1982	157.72
11	000:00:10	2121	168.78
12	000:00:11	2268	180.48
13	000:00:12	2423	192.82
14	000:00:13	2577	205.07
15	000:00:14	2754	219.16
16	000:00:15	2942	234.12
17	000:00:16	3139	249.79
18	000:00:17	3318	264.04
19	000:00:18	3541	281.78
20	000:00:19	3770	300.01
21	000:00:20	4002	318.47
22	000:00:21	4228	336.45
23	000:00:22	4518	359.53
24	000:00:23	4851	386.03
25	000:00:24	5217	415.16
26	000:00:25	5609	446.35
27	000:00:26	5973	475.32
28	000:00:27	6389	508.42
29	000:00:28	6846	544.79
30	000:00:29	7323	582.75
31	000:00:30	7770	618.32
32	000:00:31	8278	658.74
33	000:00:32	8794	699.80
34	000:00:33	9304	740.39
35	000:00:34	9759	776.60
36	000:00:35	10263	816.70
37	000:00:36	10765	856.65
38	000:00:37	11262	896.20
39	000:00:38	11703	931.30
40	000:00:39	12184	969.57

HM Data Download - Concrete Test Results

READ #	TIME	LOAD	STRESS (PSI)
41	000:00:40	12641	1,005.94
42	000:00:41	13092	1,041.83
43	000:00:42	13494	1,073.82
44	000:00:43	13927	1,108.28
45	000:00:44	14357	1,142.49
46	000:00:45	14773	1,175.60
47	000:00:46	15134	1,204.33
48	000:00:47	15545	1,237.03
49	000:00:48	15974	1,271.17
50	000:00:49	16354	1,301.41
51	000:00:50	16779	1,335.23
52	000:00:51	17207	1,369.29
53	000:00:52	17636	1,403.43
54	000:00:53	18025	1,434.38
55	000:00:54	18457	1,468.76
56	000:00:55	18893	1,503.46
57	000:00:56	19331	1,538.31
58	000:00:57	19722	1,569.43
59	000:00:58	20164	1,604.60
60	000:00:59	20602	1,639.46
61	000:01:00	21045	1,674.71
62	000:01:01	21441	1,706.22
63	000:01:02	21883	1,741.39
64	000:01:03	22325	1,776.57
65	000:01:04	22765	1,811.58
66	000:01:05	23165	1,843.41
67	000:01:06	23604	1,878.35
68	000:01:07	24044	1,913.36
69	000:01:08	24482	1,948.22
70	000:01:09	24873	1,979.33
71	000:01:10	25310	2,014.11
72	000:01:11	25742	2,048.48
73	000:01:12	26177	2,083.10
74	000:01:13	26563	2,113.82
75	000:01:14	26993	2,148.03
76	000:01:15	27420	2,182.01
77	000:01:16	27836	2,215.12
78	000:01:17	28196	2,243.77

HM Data Download - Concrete Test Results

READ #	TIME	LOAD	STRESS (PSI)
79	000:01:18	28596	2,275.60
80	000:01:19	28989	2,306.87
81	000:01:20	29381	2,338.07
82	000:01:21	29729	2,365.76
83	000:01:22	30107	2,395.84
84	000:01:23	30475	2,425.12
85	000:01:24	30837	2,453.93
86	000:01:25	31159	2,479.55
87	000:01:26	31492	2,506.05
88	000:01:27	31772	2,528.34
89	000:01:28	32014	2,547.59
90	000:01:29	32241	2,565.66
91	000:01:30	32433	2,580.94
92	000:01:31	32588	2,593.27
93	000:01:32	32753	2,606.40
94	000:01:33	32969	2,623.59
95	000:01:34	33168	2,639.43
96	000:01:35	33393	2,657.33
97	000:01:36	33622	2,675.55
98	000:01:37	33888	2,696.72
99	000:01:38	34137	2,716.54
100	000:01:39	34398	2,737.31
101	000:01:40	34628	2,755.61
102	000:01:41	34877	2,775.42
103	000:01:42	35170	2,798.74
104	000:01:43	35528	2,827.23
105	000:01:44	35911	2,857.71
106	000:01:45	36274	2,886.59
107	000:01:46	36576	2,910.63
108	000:01:47	36806	2,928.93
109	000:01:48	36789	2,927.58
110	000:01:49	29319	2,333.13
111	000:01:50	23629	1,880.34
112	000:01:51	23269	1,851.69
113	000:01:52	23292	1,853.52
114	000:01:53	23346	1,857.82
115	000:01:54	23365	1,859.33
116	000:01:55	23336	1,857.02

HM Data Download - Concrete Test Results

READ #	TIME	LOAD	STRESS (PSI)
117	000:01:56	23281	1,852.64
118	000:01:57	23159	1,842.93
119	000:01:58	22957	1,826.86
120	000:01:59	22810	1,815.16
121	000:02:00	22741	1,809.67
122	000:02:01	22670	1,804.02
123	000:02:02	22551	1,794.55
124	000:02:03	22401	1,782.61
125	000:02:04	22242	1,769.96
126	000:02:05	22091	1,757.95
127	000:02:06	21910	1,743.54
128	000:02:07	21599	1,718.79
129	000:02:08	21347	1,698.74
130	000:02:09	21109	1,679.80
131	000:02:10	20818	1,656.64
132	000:02:11	20557	1,635.87
133	000:02:12	20224	1,609.37
134	000:02:13	19959	1,588.29
135	000:02:14	19768	1,573.09
136	000:02:15	19568	1,557.17
137	000:02:16	19306	1,536.32
138	000:02:17	19119	1,521.44
139	000:02:18	18890	1,503.22
140	000:02:19	18603	1,480.38
141	000:02:20	18328	1,458.50
142	000:02:21	18120	1,441.94
143	000:02:22	17861	1,421.33
144	000:02:23	17600	1,400.56
145	000:02:24	17277	1,374.86
146	000:02:25	17022	1,354.57
147	000:02:26	16769	1,334.43
148	000:02:27	16518	1,314.46
149	000:02:28	16206	1,289.63
150	000:02:29	15874	1,263.21
151	000:02:30	15623	1,243.24
152	000:02:31	15325	1,219.52
153	000:02:32	15000	1,193.66
154	000:02:33	14706	1,170.27

HM Data Download - Concrete Test Results

READ #	TIME	LOAD	STRESS (PSI)
155	000:02:34	14495	1,153.48
156	000:02:35	14238	1,133.02
157	000:02:36	13972	1,111.86
158	000:02:37	13682	1,088.78
159	000:02:38	13395	1,065.94
160	000:02:39	12993	1,033.95
161	000:02:40	12620	1,004.27
162	000:02:41	12213	971.88
163	000:02:42	11762	935.99
164	000:02:43	11527	917.29
165	000:02:44	11312	900.18
166	000:02:45	11079	881.64
167	000:02:46	10719	852.99
168	000:02:47	9900	787.82
169	000:02:48	9651	768.00
170	000:02:49	9709	772.62
171	000:02:50	9628	766.17
172	000:02:50	9158	728.77

Concrete Test

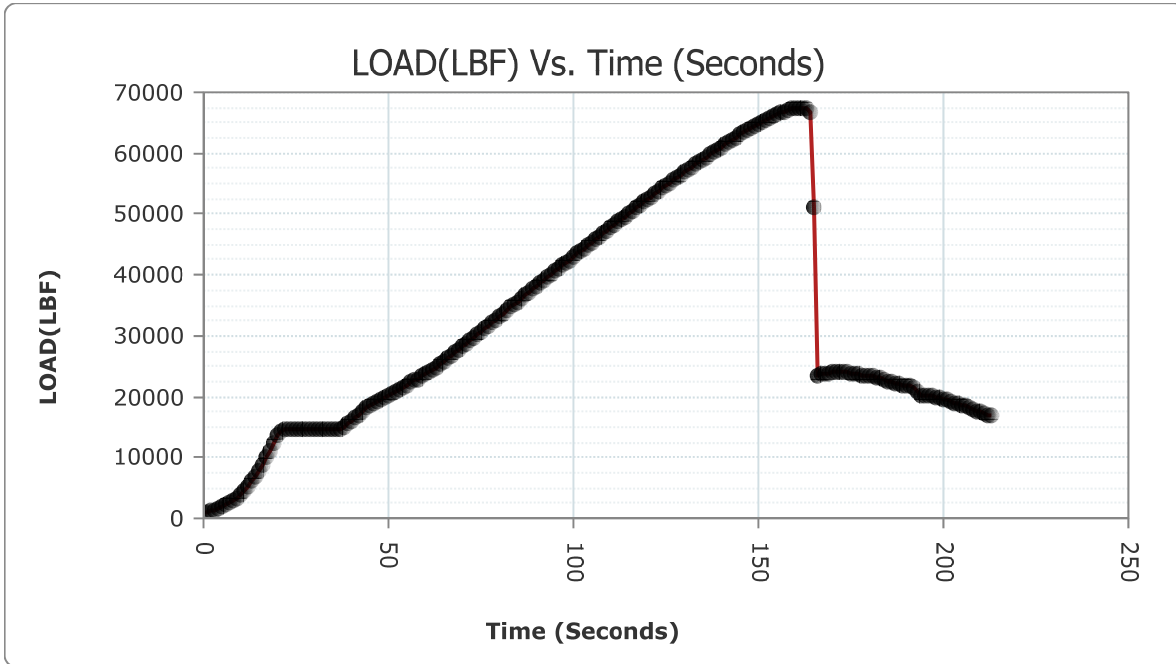
Sample Identification: B3D_1

Machine ID: 6a127

Test Type: ASTM C39

2/14/2020

TYPE	PEAK VALUES	UNITS
LOAD	67569	LBF
Diameter	4.00	IN
Length	8.00	IN
Cross-Sectional Area	12.57	IN ²
Sample Age	0.0	day(s)
Corrected Stress	5377.01	PSI
Average Pace Rate	-8.67	PSI/SEC
Fracture Type	Type 1	
Correction Factor	1.000	
Temperature @ START	78.8	°F
Temperature @ FINISH	78.6	°F



READ #	TIME	LOAD	STRESS (PSI)
1	000:00:00	1013	80.61
2	000:00:01	1080	85.94

HM Data Download - Concrete Test Results

READ #	TIME	LOAD	STRESS (PSI)
3	000:00:02	1245	99.07
4	000:00:03	1438	114.43
5	000:00:04	1662	132.26
6	000:00:05	1921	152.87
7	000:00:06	2220	176.66
8	000:00:07	2553	203.16
9	000:00:08	2912	231.73
10	000:00:09	3376	268.65
11	000:00:10	3912	311.31
12	000:00:11	4529	360.41
13	000:00:12	5235	416.59
14	000:00:13	6026	479.53
15	000:00:14	6818	542.56
16	000:00:15	7780	619.11
17	000:00:16	8833	702.91
18	000:00:17	9966	793.07
19	000:00:18	11179	889.60
20	000:00:19	12470	992.33
21	000:00:20	13659	1,086.95
22	000:00:21	14378	1,144.16
23	000:00:22	14637	1,164.78
24	000:00:23	14663	1,166.84
25	000:00:24	14625	1,163.82
26	000:00:25	14603	1,162.07
27	000:00:26	14587	1,160.80
28	000:00:27	14570	1,159.44
29	000:00:28	14557	1,158.41
30	000:00:29	14544	1,157.37
31	000:00:30	14535	1,156.66
32	000:00:31	14524	1,155.78
33	000:00:32	14519	1,155.39
34	000:00:33	14514	1,154.99
35	000:00:34	14514	1,154.99
36	000:00:35	14550	1,157.85
37	000:00:36	14631	1,164.30
38	000:00:37	14765	1,174.96
39	000:00:38	15024	1,195.57
40	000:00:39	15490	1,232.66

HM Data Download - Concrete Test Results

READ #	TIME	LOAD	STRESS (PSI)
41	000:00:40	16003	1,273.48
42	000:00:41	16497	1,312.79
43	000:00:42	17047	1,356.56
44	000:00:43	17597	1,400.32
45	000:00:44	18151	1,444.41
46	000:00:45	18631	1,482.61
47	000:00:46	18982	1,510.54
48	000:00:47	19336	1,538.71
49	000:00:48	19653	1,563.94
50	000:00:49	19980	1,589.96
51	000:00:50	20311	1,616.30
52	000:00:51	20613	1,640.33
53	000:00:52	20952	1,667.31
54	000:00:53	21285	1,693.81
55	000:00:54	21622	1,720.62
56	000:00:55	21966	1,748.00
57	000:00:56	22304	1,774.90
58	000:00:57	22647	1,802.19
59	000:00:58	22952	1,826.46
60	000:00:59	23301	1,854.23
61	000:01:00	23644	1,881.53
62	000:01:01	23989	1,908.98
63	000:01:02	24387	1,940.66
64	000:01:03	24851	1,977.58
65	000:01:04	25299	2,013.23
66	000:01:05	25796	2,052.78
67	000:01:06	26294	2,092.41
68	000:01:07	26788	2,131.72
69	000:01:08	27287	2,171.43
70	000:01:09	27786	2,211.14
71	000:01:10	28287	2,251.01
72	000:01:11	28735	2,286.66
73	000:01:12	29232	2,326.21
74	000:01:13	29734	2,366.16
75	000:01:14	30232	2,405.79
76	000:01:15	30734	2,445.73
77	000:01:16	31234	2,485.52
78	000:01:17	31682	2,521.17

HM Data Download - Concrete Test Results

READ #	TIME	LOAD	STRESS (PSI)
79	000:01:18	32186	2,561.28
80	000:01:19	32685	2,600.99
81	000:01:20	33183	2,640.62
82	000:01:21	33687	2,680.73
83	000:01:22	34186	2,720.44
84	000:01:23	34687	2,760.30
85	000:01:24	35137	2,796.11
86	000:01:25	35636	2,835.82
87	000:01:26	36133	2,875.37
88	000:01:27	36635	2,915.32
89	000:01:28	37138	2,955.35
90	000:01:29	37638	2,995.14
91	000:01:30	38091	3,031.19
92	000:01:31	38589	3,070.81
93	000:01:32	39095	3,111.08
94	000:01:33	39596	3,150.95
95	000:01:34	40045	3,186.68
96	000:01:35	40544	3,226.39
97	000:01:36	41044	3,266.18
98	000:01:37	41544	3,305.97
99	000:01:38	41992	3,341.62
100	000:01:39	42486	3,380.93
101	000:01:40	42978	3,420.08
102	000:01:41	43472	3,459.39
103	000:01:42	43921	3,495.12
104	000:01:43	44408	3,533.88
105	000:01:44	44896	3,572.71
106	000:01:45	45381	3,611.31
107	000:01:46	45869	3,650.14
108	000:01:47	46352	3,688.57
109	000:01:48	46833	3,726.85
110	000:01:49	47268	3,761.47
111	000:01:50	47749	3,799.74
112	000:01:51	48224	3,837.54
113	000:01:52	48703	3,875.66
114	000:01:53	49176	3,913.30
115	000:01:54	49650	3,951.02
116	000:01:55	50079	3,985.16

HM Data Download - Concrete Test Results

READ #	TIME	LOAD	STRESS (PSI)
117	000:01:56	50546	4,022.32
118	000:01:57	51019	4,059.96
119	000:01:58	51487	4,097.21
120	000:01:59	51954	4,134.37
121	000:02:00	52416	4,171.13
122	000:02:01	52881	4,208.14
123	000:02:02	53296	4,241.16
124	000:02:03	53752	4,277.45
125	000:02:04	54210	4,313.89
126	000:02:05	54664	4,350.02
127	000:02:06	55117	4,386.07
128	000:02:07	55568	4,421.96
129	000:02:08	55970	4,453.95
130	000:02:09	56414	4,489.28
131	000:02:10	56857	4,524.54
132	000:02:11	57300	4,559.79
133	000:02:12	57735	4,594.41
134	000:02:13	58170	4,629.02
135	000:02:14	58562	4,660.22
136	000:02:15	58987	4,694.04
137	000:02:16	59412	4,727.86
138	000:02:17	59837	4,761.68
139	000:02:18	60252	4,794.70
140	000:02:19	60667	4,827.73
141	000:02:20	61037	4,857.17
142	000:02:21	61439	4,889.16
143	000:02:22	61842	4,921.23
144	000:02:23	62234	4,952.42
145	000:02:24	62628	4,983.78
146	000:02:25	63014	5,014.49
147	000:02:26	63394	5,044.73
148	000:02:27	63732	5,071.63
149	000:02:28	64099	5,100.84
150	000:02:29	64462	5,129.72
151	000:02:30	64817	5,157.97
152	000:02:31	65128	5,182.72
153	000:02:32	65462	5,209.30
154	000:02:33	65779	5,234.53

HM Data Download - Concrete Test Results

READ #	TIME	LOAD	STRESS (PSI)
155	000:02:34	66088	5,259.12
156	000:02:35	66382	5,282.51
157	000:02:36	66634	5,302.57
158	000:02:37	66894	5,323.26
159	000:02:38	67126	5,341.72
160	000:02:39	67322	5,357.31
161	000:02:40	67463	5,368.54
162	000:02:41	67558	5,376.09
163	000:02:42	67545	5,375.06
164	000:02:43	67325	5,357.55
165	000:02:44	66600	5,299.86
166	000:02:45	51109	4,067.13
167	000:02:46	23598	1,877.87
168	000:02:47	23608	1,878.66
169	000:02:48	23763	1,891.00
170	000:02:49	23894	1,901.42
171	000:02:50	23988	1,908.90
172	000:02:51	24026	1,911.93
173	000:02:52	24020	1,911.45
174	000:02:53	23995	1,909.46
175	000:02:54	23946	1,905.56
176	000:02:55	23874	1,899.83
177	000:02:56	23780	1,892.35
178	000:02:57	23689	1,885.11
179	000:02:58	23603	1,878.27
180	000:02:59	23502	1,870.23
181	000:03:00	23403	1,862.35
182	000:03:01	23292	1,853.52
183	000:03:02	23146	1,841.90
184	000:03:03	22967	1,827.66
185	000:03:04	22780	1,812.77
186	000:03:05	22580	1,796.86
187	000:03:06	22414	1,783.65
188	000:03:07	22250	1,770.60
189	000:03:08	22089	1,757.79
190	000:03:09	21947	1,746.49
191	000:03:10	21830	1,737.18
192	000:03:11	21717	1,728.18

HM Data Download - Concrete Test Results

READ #	TIME	LOAD	STRESS (PSI)
193	000:03:12	21550	1,714.89
194	000:03:13	20799	1,655.13
195	000:03:14	20309	1,616.14
196	000:03:15	20187	1,606.43
197	000:03:16	20144	1,603.01
198	000:03:17	20098	1,599.35
199	000:03:18	20007	1,592.11
200	000:03:19	19850	1,579.61
201	000:03:20	19653	1,563.94
202	000:03:21	19438	1,546.83
203	000:03:22	19227	1,530.04
204	000:03:23	19014	1,513.09
205	000:03:24	18829	1,498.36
206	000:03:25	18625	1,482.13
207	000:03:26	18418	1,465.66
208	000:03:27	18231	1,450.78
209	000:03:28	17934	1,427.14
210	000:03:29	17637	1,403.51
211	000:03:30	17445	1,388.23
212	000:03:31	17255	1,373.11
213	000:03:32	17061	1,357.67
214	000:03:32	16891	1,344.14

Concrete Test

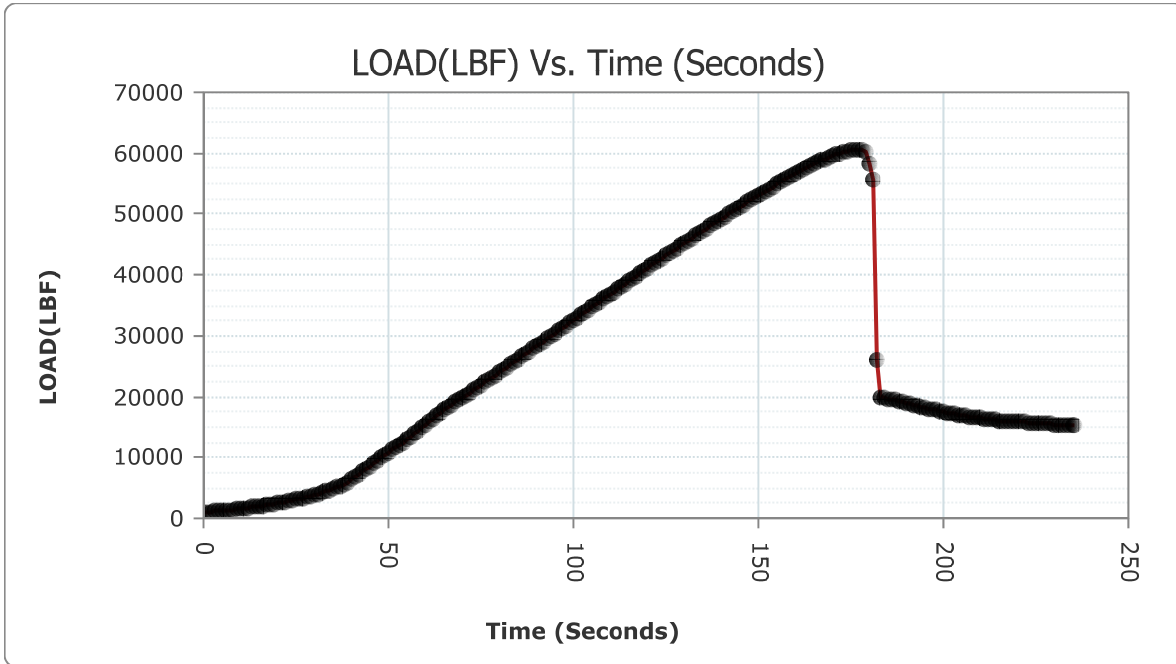
Sample Identification: B3D_2

Machine ID: 6a127

Test Type: ASTM C39

2/14/2020

TYPE	PEAK VALUES	UNITS
LOAD	60603	LBF
Diameter	4.00	IN
Length	8.00	IN
Cross-Sectional Area	12.57	IN ²
Sample Age	0.0	day(s)
Corrected Stress	4822.60	PSI
Average Pace Rate	29.69	PSI/SEC
Fracture Type	Type 1	
Correction Factor	1.000	
Temperature @ START	78.6	°F
Temperature @ FINISH	78.8	°F



READ #	TIME	LOAD	STRESS (PSI)
1	000:00:00	1003	79.82
2	000:00:01	1047	83.32

HM Data Download - Concrete Test Results

READ #	TIME	LOAD	STRESS (PSI)
3	000:00:02	1100	87.54
4	000:00:03	1155	91.91
5	000:00:04	1211	96.37
6	000:00:05	1267	100.82
7	000:00:06	1326	105.52
8	000:00:07	1390	110.61
9	000:00:08	1450	115.39
10	000:00:09	1516	120.64
11	000:00:10	1589	126.45
12	000:00:11	1664	132.42
13	000:00:12	1741	138.54
14	000:00:13	1825	145.23
15	000:00:14	1910	151.99
16	000:00:15	1991	158.44
17	000:00:16	2085	165.92
18	000:00:17	2187	174.04
19	000:00:18	2287	181.99
20	000:00:19	2378	189.24
21	000:00:20	2487	197.91
22	000:00:21	2591	206.19
23	000:00:22	2711	215.73
24	000:00:23	2839	225.92
25	000:00:24	2967	236.11
26	000:00:25	3107	247.25
27	000:00:26	3252	258.79
28	000:00:27	3403	270.80
29	000:00:28	3547	282.26
30	000:00:29	3712	295.39
31	000:00:30	3886	309.24
32	000:00:31	4065	323.48
33	000:00:32	4255	338.60
34	000:00:33	4449	354.04
35	000:00:34	4633	368.68
36	000:00:35	4847	385.71
37	000:00:36	5067	403.22
38	000:00:37	5298	421.60
39	000:00:38	5615	446.83
40	000:00:39	5994	476.99

HM Data Download - Concrete Test Results

READ #	TIME	LOAD	STRESS (PSI)
41	000:00:40	6351	505.40
42	000:00:41	6767	538.50
43	000:00:42	7203	573.20
44	000:00:43	7660	609.56
45	000:00:44	8092	643.94
46	000:00:45	8588	683.41
47	000:00:46	9078	722.40
48	000:00:47	9543	759.41
49	000:00:48	9951	791.88
50	000:00:49	10383	826.25
51	000:00:50	10812	860.39
52	000:00:51	11245	894.85
53	000:00:52	11680	929.46
54	000:00:53	12108	963.52
55	000:00:54	12504	995.04
56	000:00:55	12971	1,032.20
57	000:00:56	13442	1,069.68
58	000:00:57	13917	1,107.48
59	000:00:58	14398	1,145.76
60	000:00:59	14833	1,180.37
61	000:01:00	15326	1,219.60
62	000:01:01	15822	1,259.07
63	000:01:02	16328	1,299.34
64	000:01:03	16836	1,339.77
65	000:01:04	17349	1,380.59
66	000:01:05	17801	1,416.56
67	000:01:06	18260	1,453.08
68	000:01:07	18686	1,486.98
69	000:01:08	19090	1,519.13
70	000:01:09	19487	1,550.73
71	000:01:10	19893	1,583.03
72	000:01:11	20304	1,615.74
73	000:01:12	20674	1,645.18
74	000:01:13	21094	1,678.61
75	000:01:14	21509	1,711.63
76	000:01:15	21930	1,745.13
77	000:01:16	22348	1,778.40
78	000:01:17	22771	1,812.06

HM Data Download - Concrete Test Results

READ #	TIME	LOAD	STRESS (PSI)
79	000:01:18	23154	1,842.54
80	000:01:19	23582	1,876.60
81	000:01:20	24006	1,910.34
82	000:01:21	24436	1,944.56
83	000:01:22	24863	1,978.53
84	000:01:23	25293	2,012.75
85	000:01:24	25681	2,043.63
86	000:01:25	26111	2,077.85
87	000:01:26	26542	2,112.15
88	000:01:27	26972	2,146.36
89	000:01:28	27406	2,180.90
90	000:01:29	27841	2,215.52
91	000:01:30	28277	2,250.21
92	000:01:31	28667	2,281.25
93	000:01:32	29102	2,315.86
94	000:01:33	29540	2,350.72
95	000:01:34	29971	2,385.02
96	000:01:35	30415	2,420.35
97	000:01:36	30848	2,454.81
98	000:01:37	31242	2,486.16
99	000:01:38	31676	2,520.70
100	000:01:39	32118	2,555.87
101	000:01:40	32559	2,590.96
102	000:01:41	32998	2,625.90
103	000:01:42	33394	2,657.41
104	000:01:43	33835	2,692.50
105	000:01:44	34276	2,727.60
106	000:01:45	34713	2,762.37
107	000:01:46	35111	2,794.04
108	000:01:47	35550	2,828.98
109	000:01:48	35988	2,863.83
110	000:01:49	36422	2,898.37
111	000:01:50	36858	2,933.07
112	000:01:51	37242	2,963.62
113	000:01:52	37677	2,998.24
114	000:01:53	38107	3,032.46
115	000:01:54	38540	3,066.92
116	000:01:55	38973	3,101.37

HM Data Download - Concrete Test Results

READ #	TIME	LOAD	STRESS (PSI)
117	000:01:56	39370	3,132.97
118	000:01:57	39803	3,167.42
119	000:01:58	40230	3,201.40
120	000:01:59	40660	3,235.62
121	000:02:00	41088	3,269.68
122	000:02:01	41517	3,303.82
123	000:02:02	41901	3,334.38
124	000:02:03	42324	3,368.04
125	000:02:04	42749	3,401.86
126	000:02:05	43174	3,435.68
127	000:02:06	43594	3,469.10
128	000:02:07	44015	3,502.60
129	000:02:08	44392	3,532.60
130	000:02:09	44811	3,565.95
131	000:02:10	45229	3,599.21
132	000:02:11	45645	3,632.31
133	000:02:12	46059	3,665.26
134	000:02:13	46472	3,698.12
135	000:02:14	46881	3,730.67
136	000:02:15	47251	3,760.11
137	000:02:16	47661	3,792.74
138	000:02:17	48067	3,825.05
139	000:02:18	48470	3,857.12
140	000:02:19	48874	3,889.27
141	000:02:20	49279	3,921.50
142	000:02:21	49637	3,949.99
143	000:02:22	50035	3,981.66
144	000:02:23	50430	4,013.09
145	000:02:24	50825	4,044.52
146	000:02:25	51213	4,075.40
147	000:02:26	51601	4,106.28
148	000:02:27	51984	4,136.76
149	000:02:28	52328	4,164.13
150	000:02:29	52703	4,193.97
151	000:02:30	53081	4,224.05
152	000:02:31	53453	4,253.65
153	000:02:32	53823	4,283.10
154	000:02:33	54190	4,312.30

HM Data Download - Concrete Test Results

READ #	TIME	LOAD	STRESS (PSI)
155	000:02:34	54522	4,338.72
156	000:02:35	54880	4,367.21
157	000:02:36	55237	4,395.62
158	000:02:37	55589	4,423.63
159	000:02:38	55937	4,451.33
160	000:02:39	56284	4,478.94
161	000:02:40	56593	4,503.53
162	000:02:41	56936	4,530.82
163	000:02:42	57269	4,557.32
164	000:02:43	57594	4,583.19
165	000:02:44	57883	4,606.18
166	000:02:45	58194	4,630.93
167	000:02:46	58501	4,655.36
168	000:02:47	58796	4,678.84
169	000:02:48	59049	4,698.97
170	000:02:49	59314	4,720.06
171	000:02:50	59560	4,739.63
172	000:02:51	59785	4,757.54
173	000:02:52	59993	4,774.09
174	000:02:53	60177	4,788.73
175	000:02:54	60327	4,800.67
176	000:02:55	60465	4,811.65
177	000:02:56	60561	4,819.29
178	000:02:57	60602	4,822.55
179	000:02:58	60530	4,816.82
180	000:02:59	60118	4,784.04
181	000:03:00	58440	4,650.51
182	000:03:01	55541	4,419.81
183	000:03:02	26167	2,082.30
184	000:03:03	19913	1,584.63
185	000:03:04	19705	1,568.07
186	000:03:05	19609	1,560.43
187	000:03:06	19543	1,555.18
188	000:03:07	19451	1,547.86
189	000:03:08	19321	1,537.52
190	000:03:09	19145	1,523.51
191	000:03:10	18982	1,510.54
192	000:03:11	18832	1,498.60

HM Data Download - Concrete Test Results

READ #	TIME	LOAD	STRESS (PSI)
193	000:03:12	18678	1,486.35
194	000:03:13	18511	1,473.06
195	000:03:14	18336	1,459.13
196	000:03:15	18178	1,446.56
197	000:03:16	18035	1,435.18
198	000:03:17	17925	1,426.43
199	000:03:18	17816	1,417.75
200	000:03:19	17699	1,408.44
201	000:03:20	17543	1,396.03
202	000:03:21	17381	1,383.14
203	000:03:22	17231	1,371.20
204	000:03:23	17134	1,363.48
205	000:03:24	17039	1,355.92
206	000:03:25	16940	1,348.04
207	000:03:26	16837	1,339.85
208	000:03:27	16738	1,331.97
209	000:03:28	16645	1,324.57
210	000:03:29	16574	1,318.92
211	000:03:30	16486	1,311.91
212	000:03:31	16404	1,305.39
213	000:03:32	16320	1,298.70
214	000:03:33	16234	1,291.86
215	000:03:34	16159	1,285.89
216	000:03:35	16093	1,280.64
217	000:03:36	16029	1,275.55
218	000:03:37	15960	1,270.06
219	000:03:38	15923	1,267.11
220	000:03:39	15888	1,264.33
221	000:03:40	15855	1,261.70
222	000:03:41	15827	1,259.47
223	000:03:42	15797	1,257.09
224	000:03:43	15774	1,255.26
225	000:03:44	15749	1,253.27
226	000:03:45	15680	1,247.77
227	000:03:46	15590	1,240.61
228	000:03:47	15542	1,236.79
229	000:03:48	15509	1,234.17
230	000:03:49	15489	1,232.58

HM Data Download - Concrete Test Results

READ #	TIME	LOAD	STRESS (PSI)
231	000:03:50	15464	1,230.59
232	000:03:51	15430	1,227.88
233	000:03:52	15394	1,225.02
234	000:03:53	15321	1,219.21
235	000:03:54	15233	1,212.20
236	000:03:55	15166	1,206.87
237	000:03:55	15146	1,205.28

Concrete Test

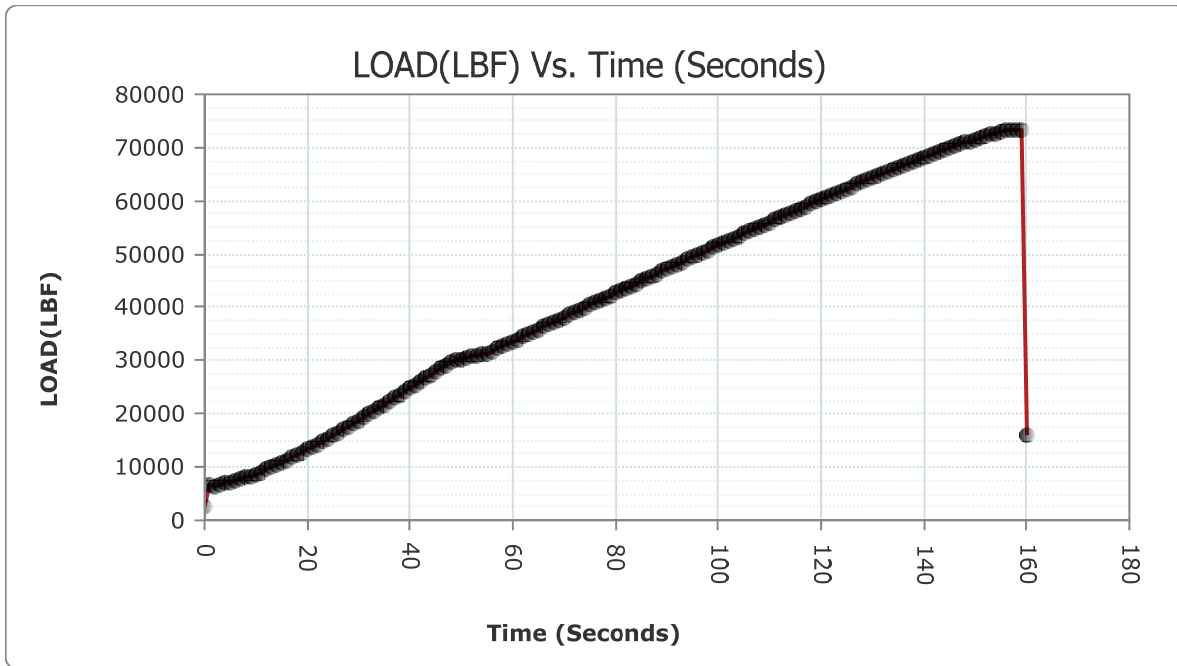
Sample Identification: B3D_3

Machine ID: 6a127

Test Type: ASTM C39

2/14/2020

TYPE	PEAK VALUES	UNITS
LOAD	73471	LBF
Diameter	4.00	IN
Length	8.00	IN
Cross-Sectional Area	12.57	IN ²
Sample Age	0.0	day(s)
Corrected Stress	5846.64	PSI
Average Pace Rate	32.43	PSI/SEC
Fracture Type	Type 1	
Correction Factor	1.000	
Temperature @ START	78.7	°F
Temperature @ FINISH	78.8	°F



READ #	TIME	LOAD	STRESS (PSI)
1	000:00:00	2498	198.78
2	000:00:01	6532	519.80

HM Data Download - Concrete Test Results

READ #	TIME	LOAD	STRESS (PSI)
3	000:00:02	6507	517.81
4	000:00:03	6726	535.24
5	000:00:04	6968	554.50
6	000:00:05	7226	575.03
7	000:00:06	7494	596.35
8	000:00:07	7766	618.00
9	000:00:08	8020	638.21
10	000:00:09	8311	661.37
11	000:00:10	8669	689.86
12	000:00:11	9098	724.00
13	000:00:12	9533	758.61
14	000:00:13	9972	793.55
15	000:00:14	10380	826.01
16	000:00:15	10842	862.78
17	000:00:16	11313	900.26
18	000:00:17	11800	939.01
19	000:00:18	12292	978.17
20	000:00:19	12797	1,018.35
21	000:00:20	13259	1,055.12
22	000:00:21	13781	1,096.66
23	000:00:22	14313	1,138.99
24	000:00:23	14852	1,181.88
25	000:00:24	15400	1,225.49
26	000:00:25	15956	1,269.74
27	000:00:26	16517	1,314.38
28	000:00:27	17027	1,354.97
29	000:00:28	17607	1,401.12
30	000:00:29	18191	1,447.59
31	000:00:30	18785	1,494.86
32	000:00:31	19322	1,537.60
33	000:00:32	19924	1,585.50
34	000:00:33	20527	1,633.49
35	000:00:34	21141	1,682.35
36	000:00:35	21696	1,726.51
37	000:00:36	22315	1,775.77
38	000:00:37	22938	1,825.35
39	000:00:38	23557	1,874.61
40	000:00:39	24183	1,924.42

HM Data Download - Concrete Test Results

READ #	TIME	LOAD	STRESS (PSI)
41	000:00:40	24746	1,969.22
42	000:00:41	25379	2,019.60
43	000:00:42	26010	2,069.81
44	000:00:43	26648	2,120.58
45	000:00:44	27285	2,171.27
46	000:00:45	27925	2,222.20
47	000:00:46	28520	2,269.55
48	000:00:47	29162	2,320.64
49	000:00:48	29697	2,363.21
50	000:00:49	30048	2,391.14
51	000:00:50	30299	2,411.12
52	000:00:51	30482	2,425.68
53	000:00:52	30698	2,442.87
54	000:00:53	30914	2,460.06
55	000:00:54	31137	2,477.80
56	000:00:55	31400	2,498.73
57	000:00:56	31783	2,529.21
58	000:00:57	32215	2,563.59
59	000:00:58	32626	2,596.29
60	000:00:59	33095	2,633.62
61	000:01:00	33558	2,670.46
62	000:01:01	34023	2,707.46
63	000:01:02	34491	2,744.71
64	000:01:03	34955	2,781.63
65	000:01:04	35371	2,814.73
66	000:01:05	35834	2,851.58
67	000:01:06	36294	2,888.18
68	000:01:07	36755	2,924.87
69	000:01:08	37221	2,961.95
70	000:01:09	37682	2,998.64
71	000:01:10	38098	3,031.74
72	000:01:11	38561	3,068.59
73	000:01:12	39022	3,105.27
74	000:01:13	39485	3,142.12
75	000:01:14	39949	3,179.04
76	000:01:15	40408	3,215.57
77	000:01:16	40870	3,252.33
78	000:01:17	41283	3,285.20

HM Data Download - Concrete Test Results

READ #	TIME	LOAD	STRESS (PSI)
79	000:01:18	41746	3,322.04
80	000:01:19	42208	3,358.81
81	000:01:20	42666	3,395.25
82	000:01:21	43123	3,431.62
83	000:01:22	43582	3,468.15
84	000:01:23	43994	3,500.93
85	000:01:24	44454	3,537.54
86	000:01:25	44912	3,573.98
87	000:01:26	45371	3,610.51
88	000:01:27	45828	3,646.88
89	000:01:28	46287	3,683.40
90	000:01:29	46703	3,716.51
91	000:01:30	47162	3,753.03
92	000:01:31	47623	3,789.72
93	000:01:32	48076	3,825.77
94	000:01:33	48492	3,858.87
95	000:01:34	48949	3,895.24
96	000:01:35	49403	3,931.37
97	000:01:36	49861	3,967.81
98	000:01:37	50269	4,000.28
99	000:01:38	50721	4,036.25
100	000:01:39	51175	4,072.38
101	000:01:40	51627	4,108.35
102	000:01:41	52034	4,140.73
103	000:01:42	52480	4,176.23
104	000:01:43	52931	4,212.12
105	000:01:44	53380	4,247.85
106	000:01:45	53780	4,279.68
107	000:01:46	54228	4,315.33
108	000:01:47	54681	4,351.38
109	000:01:48	55080	4,383.13
110	000:01:49	55524	4,418.46
111	000:01:50	55967	4,453.71
112	000:01:51	56406	4,488.65
113	000:01:52	56800	4,520.00
114	000:01:53	57237	4,554.78
115	000:01:54	57677	4,589.79
116	000:01:55	58110	4,624.25

HM Data Download - Concrete Test Results

READ #	TIME	LOAD	STRESS (PSI)
117	000:01:56	58503	4,655.52
118	000:01:57	58933	4,689.74
119	000:01:58	59369	4,724.44
120	000:01:59	59796	4,758.41
121	000:02:00	60182	4,789.13
122	000:02:01	60609	4,823.11
123	000:02:02	61036	4,857.09
124	000:02:03	61460	4,890.83
125	000:02:04	61840	4,921.07
126	000:02:05	62257	4,954.25
127	000:02:06	62670	4,987.12
128	000:02:07	63086	5,020.22
129	000:02:08	63453	5,049.43
130	000:02:09	63865	5,082.22
131	000:02:10	64269	5,114.36
132	000:02:11	64677	5,146.83
133	000:02:12	65037	5,175.48
134	000:02:13	65438	5,207.39
135	000:02:14	65834	5,238.90
136	000:02:15	66224	5,269.94
137	000:02:16	66580	5,298.27
138	000:02:17	66968	5,329.14
139	000:02:18	67351	5,359.62
140	000:02:19	67737	5,390.34
141	000:02:20	68112	5,420.18
142	000:02:21	68449	5,447.00
143	000:02:22	68821	5,476.60
144	000:02:23	69189	5,505.89
145	000:02:24	69550	5,534.61
146	000:02:25	69871	5,560.16
147	000:02:26	70223	5,588.17
148	000:02:27	70571	5,615.86
149	000:02:28	70911	5,642.92
150	000:02:29	71210	5,666.71
151	000:02:30	71536	5,692.65
152	000:02:31	71855	5,718.04
153	000:02:32	72161	5,742.39
154	000:02:33	72427	5,763.56

HM Data Download - Concrete Test Results

READ #	TIME	LOAD	STRESS (PSI)
155	000:02:34	72707	5,785.84
156	000:02:35	72970	5,806.77
157	000:02:36	73202	5,825.23
158	000:02:37	73377	5,839.16
159	000:02:38	73470	5,846.56
160	000:02:39	73132	5,819.66
161	000:02:40	16091	1,280.48

Concrete Test

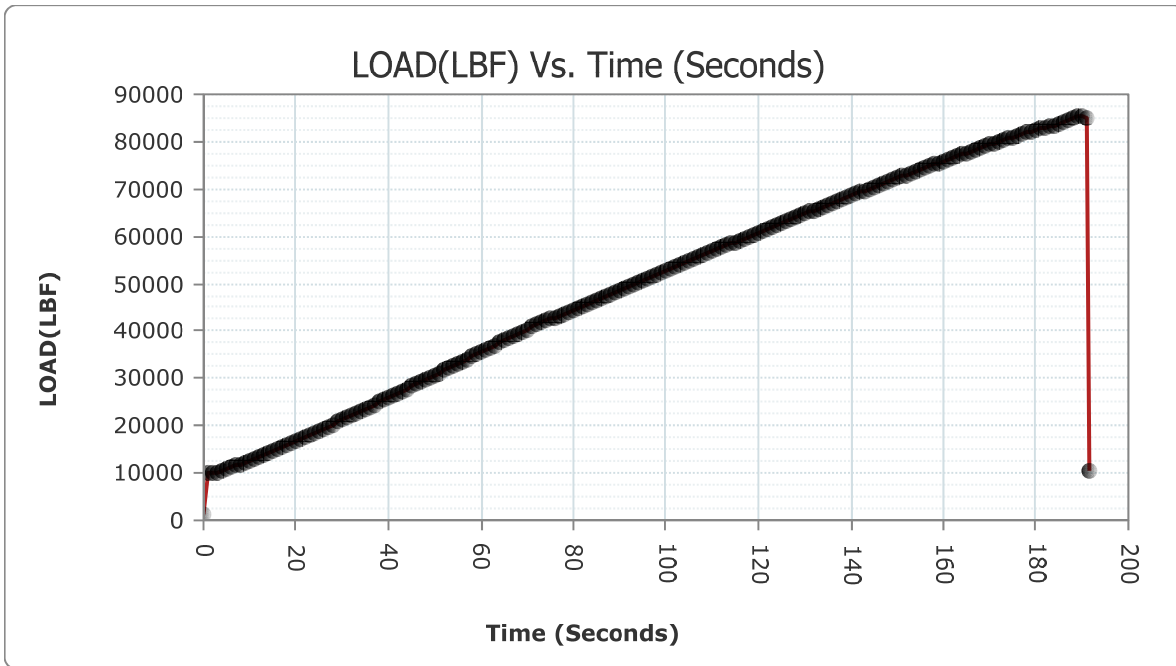
Sample Identification: B28_1

Machine ID: 6a127

Test Type: ASTM C39

3/10/2020

TYPE	PEAK VALUES	UNITS
LOAD	85468	LBF
Diameter	4.00	IN
Length	8.00	IN
Cross-Sectional Area	12.57	IN ²
Sample Age	0.0	day(s)
Corrected Stress	6801.34	PSI
Average Pace Rate	29.82	PSI/SEC
Fracture Type	Type 1	
Correction Factor	1.000	
Temperature @ START	73.9	°F
Temperature @ FINISH	74.0	°F



READ #	TIME	LOAD	STRESS (PSI)
1	000:00:00	1070	85.15
2	000:00:01	10005	796.17

HM Data Download - Concrete Test Results

READ #	TIME	LOAD	STRESS (PSI)
3	000:00:02	9938	790.84
4	000:00:03	10228	813.92
5	000:00:04	10568	840.97
6	000:00:05	10895	867.00
7	000:00:06	11201	891.35
8	000:00:07	11557	919.68
9	000:00:08	11923	948.80
10	000:00:09	12298	978.64
11	000:00:10	12683	1,009.28
12	000:00:11	13072	1,040.24
13	000:00:12	13471	1,071.99
14	000:00:13	13834	1,100.87
15	000:00:14	14238	1,133.02
16	000:00:15	14653	1,166.05
17	000:00:16	15069	1,199.15
18	000:00:17	15494	1,232.97
19	000:00:18	15921	1,266.95
20	000:00:19	16351	1,301.17
21	000:00:20	16737	1,331.89
22	000:00:21	17180	1,367.14
23	000:00:22	17625	1,402.55
24	000:00:23	18071	1,438.04
25	000:00:24	18481	1,470.67
26	000:00:25	18934	1,506.72
27	000:00:26	19395	1,543.41
28	000:00:27	19853	1,579.85
29	000:00:28	20270	1,613.04
30	000:00:29	20736	1,650.12
31	000:00:30	21203	1,687.28
32	000:00:31	21671	1,724.52
33	000:00:32	22138	1,761.69
34	000:00:33	22563	1,795.51
35	000:00:34	23033	1,832.91
36	000:00:35	23507	1,870.63
37	000:00:36	23981	1,908.35
38	000:00:37	24462	1,946.62
39	000:00:38	24940	1,984.66
40	000:00:39	25373	2,019.12

HM Data Download - Concrete Test Results

READ #	TIME	LOAD	STRESS (PSI)
41	000:00:40	25856	2,057.56
42	000:00:41	26335	2,095.67
43	000:00:42	26823	2,134.51
44	000:00:43	27310	2,173.26
45	000:00:44	27794	2,211.78
46	000:00:45	28282	2,250.61
47	000:00:46	28724	2,285.78
48	000:00:47	29211	2,324.54
49	000:00:48	29703	2,363.69
50	000:00:49	30196	2,402.92
51	000:00:50	30686	2,441.91
52	000:00:51	31179	2,481.15
53	000:00:52	31623	2,516.48
54	000:00:53	32117	2,555.79
55	000:00:54	32614	2,595.34
56	000:00:55	33109	2,634.73
57	000:00:56	33610	2,674.60
58	000:00:57	34103	2,713.83
59	000:00:58	34552	2,749.56
60	000:00:59	35050	2,789.19
61	000:01:00	35549	2,828.90
62	000:01:01	36047	2,868.53
63	000:01:02	36546	2,908.24
64	000:01:03	37045	2,947.95
65	000:01:04	37504	2,984.47
66	000:01:05	38004	3,024.26
67	000:01:06	38504	3,064.05
68	000:01:07	39006	3,104.00
69	000:01:08	39506	3,143.79
70	000:01:09	39945	3,178.72
71	000:01:10	40391	3,214.21
72	000:01:11	40830	3,249.15
73	000:01:12	41264	3,283.68
74	000:01:13	41685	3,317.19
75	000:01:14	42103	3,350.45
76	000:01:15	42519	3,383.55
77	000:01:16	42896	3,413.56
78	000:01:17	43309	3,446.42

HM Data Download - Concrete Test Results

READ #	TIME	LOAD	STRESS (PSI)
79	000:01:18	43727	3,479.68
80	000:01:19	44147	3,513.11
81	000:01:20	44564	3,546.29
82	000:01:21	44943	3,576.45
83	000:01:22	45363	3,609.87
84	000:01:23	45785	3,643.45
85	000:01:24	46206	3,676.96
86	000:01:25	46626	3,710.38
87	000:01:26	47004	3,740.46
88	000:01:27	47425	3,773.96
89	000:01:28	47846	3,807.46
90	000:01:29	48265	3,840.81
91	000:01:30	48645	3,871.05
92	000:01:31	49058	3,903.91
93	000:01:32	49473	3,936.94
94	000:01:33	49889	3,970.04
95	000:01:34	50306	4,003.22
96	000:01:35	50725	4,036.57
97	000:01:36	51096	4,066.09
98	000:01:37	51508	4,098.88
99	000:01:38	51924	4,131.98
100	000:01:39	52337	4,164.85
101	000:01:40	52752	4,197.87
102	000:01:41	53163	4,230.58
103	000:01:42	53533	4,260.02
104	000:01:43	53944	4,292.73
105	000:01:44	54356	4,325.51
106	000:01:45	54769	4,358.38
107	000:01:46	55181	4,391.16
108	000:01:47	55590	4,423.71
109	000:01:48	55998	4,456.18
110	000:01:49	56366	4,485.46
111	000:01:50	56776	4,518.09
112	000:01:51	57186	4,550.72
113	000:01:52	57593	4,583.11
114	000:01:53	57998	4,615.33
115	000:01:54	58407	4,647.88
116	000:01:55	58774	4,677.09

HM Data Download - Concrete Test Results

READ #	TIME	LOAD	STRESS (PSI)
117	000:01:56	59176	4,709.08
118	000:01:57	59584	4,741.54
119	000:01:58	59987	4,773.61
120	000:01:59	60392	4,805.84
121	000:02:00	60793	4,837.75
122	000:02:01	61194	4,869.66
123	000:02:02	61557	4,898.55
124	000:02:03	61959	4,930.54
125	000:02:04	62363	4,962.69
126	000:02:05	62769	4,995.00
127	000:02:06	63128	5,023.57
128	000:02:07	63526	5,055.24
129	000:02:08	63922	5,086.75
130	000:02:09	64316	5,118.10
131	000:02:10	64714	5,149.78
132	000:02:11	65109	5,181.21
133	000:02:12	65461	5,209.22
134	000:02:13	65857	5,240.73
135	000:02:14	66249	5,271.93
136	000:02:15	66637	5,302.80
137	000:02:16	67028	5,333.92
138	000:02:17	67419	5,365.03
139	000:02:18	67771	5,393.04
140	000:02:19	68157	5,423.76
141	000:02:20	68543	5,454.48
142	000:02:21	68935	5,485.67
143	000:02:22	69322	5,516.47
144	000:02:23	69670	5,544.16
145	000:02:24	70057	5,574.96
146	000:02:25	70442	5,605.60
147	000:02:26	70823	5,635.92
148	000:02:27	71168	5,663.37
149	000:02:28	71547	5,693.53
150	000:02:29	71931	5,724.09
151	000:02:30	72308	5,754.09
152	000:02:31	72680	5,783.69
153	000:02:32	73013	5,810.19
154	000:02:33	73384	5,839.71

HM Data Download - Concrete Test Results

READ #	TIME	LOAD	STRESS (PSI)
155	000:02:34	73755	5,869.24
156	000:02:35	74124	5,898.60
157	000:02:36	74490	5,927.73
158	000:02:37	74853	5,956.61
159	000:02:38	75177	5,982.40
160	000:02:39	75539	6,011.20
161	000:02:40	75895	6,039.53
162	000:02:41	76254	6,068.10
163	000:02:42	76606	6,096.11
164	000:02:43	76960	6,124.28
165	000:02:44	77308	6,151.98
166	000:02:45	77621	6,176.88
167	000:02:46	77968	6,204.50
168	000:02:47	78312	6,231.87
169	000:02:48	78656	6,259.25
170	000:02:49	78994	6,286.14
171	000:02:50	79331	6,312.96
172	000:02:51	79629	6,336.67
173	000:02:52	79962	6,363.17
174	000:02:53	80288	6,389.12
175	000:02:54	80613	6,414.98
176	000:02:55	80932	6,440.36
177	000:02:56	81251	6,465.75
178	000:02:57	81530	6,487.95
179	000:02:58	81838	6,512.46
180	000:02:59	82140	6,536.49
181	000:03:00	82430	6,559.57
182	000:03:01	82718	6,582.49
183	000:03:02	83000	6,604.93
184	000:03:03	83273	6,626.65
185	000:03:04	83510	6,645.51
186	000:03:05	83768	6,666.05
187	000:03:06	84087	6,691.43
188	000:03:07	84491	6,723.58
189	000:03:08	84863	6,753.18
190	000:03:09	85240	6,783.18
191	000:03:10	85462	6,800.85
192	000:03:11	84862	6,753.10

HM Data Download - Concrete Test Results

READ #	TIME	LOAD	STRESS (PSI)
193	000:03:11	10422	829.36

Concrete Test

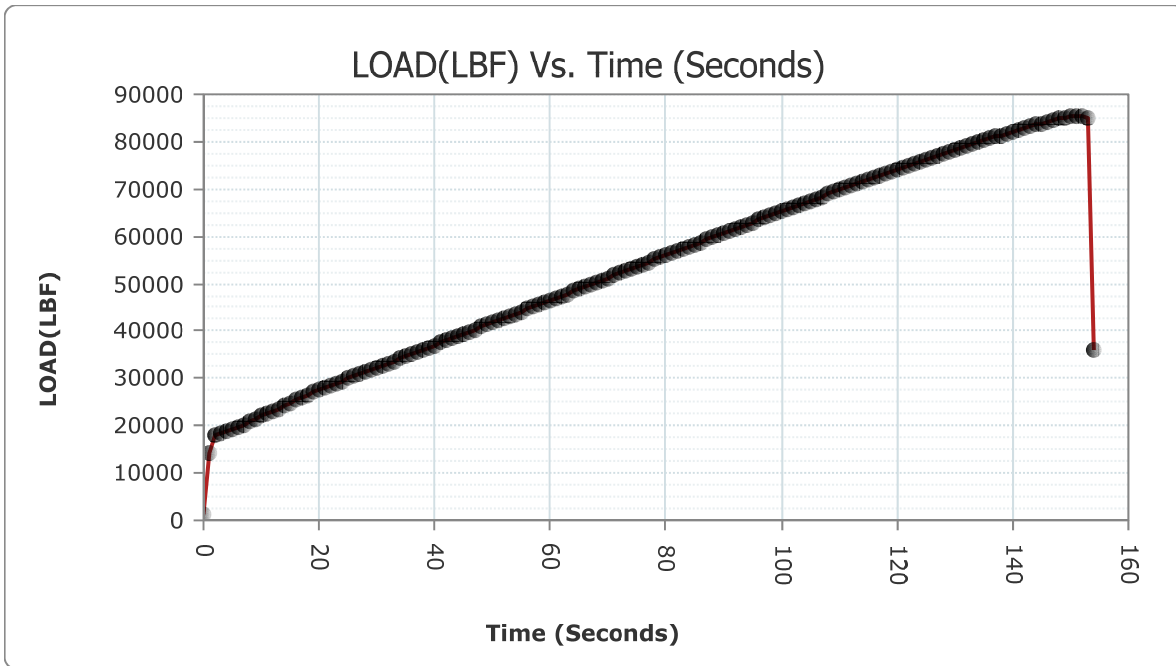
Sample Identification: B28_2

Machine ID: 6a127

Test Type: ASTM C39

3/10/2020

TYPE	PEAK VALUES	UNITS
LOAD	85404	LBF
Diameter	4.00	IN
Length	8.00	IN
Cross-Sectional Area	12.57	IN ²
Sample Age	0.0	day(s)
Corrected Stress	6796.25	PSI
Average Pace Rate	34.34	PSI/SEC
Fracture Type	Type 2	
Correction Factor	1.000	
Temperature @ START	74.2	°F
Temperature @ FINISH	74.3	°F



READ #	TIME	LOAD	STRESS (PSI)
1	000:00:00	1168	92.95
2	000:00:01	14080	1,120.45

HM Data Download - Concrete Test Results

READ #	TIME	LOAD	STRESS (PSI)
3	000:00:02	17993	1,431.84
4	000:00:03	18246	1,451.97
5	000:00:04	18752	1,492.24
6	000:00:05	19222	1,529.64
7	000:00:06	19758	1,572.29
8	000:00:07	20300	1,615.42
9	000:00:08	20852	1,659.35
10	000:00:09	21413	1,703.99
11	000:00:10	21981	1,749.19
12	000:00:11	22549	1,794.39
13	000:00:12	23067	1,835.61
14	000:00:13	23643	1,881.45
15	000:00:14	24225	1,927.76
16	000:00:15	24811	1,974.40
17	000:00:16	25396	2,020.95
18	000:00:17	25985	2,067.82
19	000:00:18	26517	2,110.16
20	000:00:19	27109	2,157.27
21	000:00:20	27651	2,200.40
22	000:00:21	28103	2,236.37
23	000:00:22	28570	2,273.53
24	000:00:23	29035	2,310.53
25	000:00:24	29462	2,344.51
26	000:00:25	29934	2,382.07
27	000:00:26	30405	2,419.55
28	000:00:27	30877	2,457.11
29	000:00:28	31352	2,494.91
30	000:00:29	31825	2,532.55
31	000:00:30	32302	2,570.51
32	000:00:31	32731	2,604.65
33	000:00:32	33209	2,642.69
34	000:00:33	33686	2,680.65
35	000:00:34	34161	2,718.45
36	000:00:35	34642	2,756.72
37	000:00:36	35121	2,794.84
38	000:00:37	35600	2,832.96
39	000:00:38	36044	2,868.29
40	000:00:39	36524	2,906.49

HM Data Download - Concrete Test Results

READ #	TIME	LOAD	STRESS (PSI)
41	000:00:40	37004	2,944.68
42	000:00:41	37485	2,982.96
43	000:00:42	37920	3,017.58
44	000:00:43	38406	3,056.25
45	000:00:44	38887	3,094.53
46	000:00:45	39370	3,132.97
47	000:00:46	39851	3,171.24
48	000:00:47	40331	3,209.44
49	000:00:48	40816	3,248.03
50	000:00:49	41253	3,282.81
51	000:00:50	41737	3,321.32
52	000:00:51	42221	3,359.84
53	000:00:52	42703	3,398.20
54	000:00:53	43187	3,436.71
55	000:00:54	43675	3,475.55
56	000:00:55	44112	3,510.32
57	000:00:56	44601	3,549.23
58	000:00:57	45089	3,588.07
59	000:00:58	45575	3,626.74
60	000:00:59	46016	3,661.84
61	000:01:00	46504	3,700.67
62	000:01:01	46992	3,739.50
63	000:01:02	47480	3,778.34
64	000:01:03	47918	3,813.19
65	000:01:04	48409	3,852.27
66	000:01:05	48892	3,890.70
67	000:01:06	49374	3,929.06
68	000:01:07	49856	3,967.41
69	000:01:08	50340	4,005.93
70	000:01:09	50773	4,040.39
71	000:01:10	51256	4,078.82
72	000:01:11	51737	4,117.10
73	000:01:12	52214	4,155.06
74	000:01:13	52697	4,193.49
75	000:01:14	53175	4,231.53
76	000:01:15	53610	4,266.15
77	000:01:16	54089	4,304.27
78	000:01:17	54568	4,342.38

HM Data Download - Concrete Test Results

READ #	TIME	LOAD	STRESS (PSI)
79	000:01:18	55047	4,380.50
80	000:01:19	55525	4,418.54
81	000:01:20	56003	4,456.58
82	000:01:21	56435	4,490.95
83	000:01:22	56913	4,528.99
84	000:01:23	57387	4,566.71
85	000:01:24	57864	4,604.67
86	000:01:25	58336	4,642.23
87	000:01:26	58810	4,679.95
88	000:01:27	59281	4,717.43
89	000:01:28	59708	4,751.41
90	000:01:29	60180	4,788.97
91	000:01:30	60653	4,826.61
92	000:01:31	61125	4,864.17
93	000:01:32	61593	4,901.42
94	000:01:33	62064	4,938.90
95	000:01:34	62483	4,972.24
96	000:01:35	62952	5,009.56
97	000:01:36	63420	5,046.80
98	000:01:37	63887	5,083.97
99	000:01:38	64365	5,122.00
100	000:01:39	64781	5,155.11
101	000:01:40	65249	5,192.35
102	000:01:41	65709	5,228.96
103	000:01:42	66169	5,265.56
104	000:01:43	66630	5,302.25
105	000:01:44	67091	5,338.93
106	000:01:45	67546	5,375.14
107	000:01:46	67956	5,407.77
108	000:01:47	68409	5,443.82
109	000:01:48	68862	5,479.86
110	000:01:49	69313	5,515.75
111	000:01:50	69764	5,551.64
112	000:01:51	70170	5,583.95
113	000:01:52	70616	5,619.44
114	000:01:53	71062	5,654.93
115	000:01:54	71509	5,690.51
116	000:01:55	71955	5,726.00

HM Data Download - Concrete Test Results

READ #	TIME	LOAD	STRESS (PSI)
117	000:01:56	72405	5,761.81
118	000:01:57	72803	5,793.48
119	000:01:58	73245	5,828.65
120	000:01:59	73684	5,863.59
121	000:02:00	74125	5,898.68
122	000:02:01	74516	5,929.79
123	000:02:02	74953	5,964.57
124	000:02:03	75385	5,998.95
125	000:02:04	75815	6,033.17
126	000:02:05	76192	6,063.17
127	000:02:06	76616	6,096.91
128	000:02:07	77037	6,130.41
129	000:02:08	77452	6,163.43
130	000:02:09	77866	6,196.38
131	000:02:10	78281	6,229.40
132	000:02:11	78690	6,261.95
133	000:02:12	79056	6,291.08
134	000:02:13	79459	6,323.15
135	000:02:14	79858	6,354.90
136	000:02:15	80250	6,386.09
137	000:02:16	80647	6,417.68
138	000:02:17	81035	6,448.56
139	000:02:18	81383	6,476.25
140	000:02:19	81759	6,506.17
141	000:02:20	82134	6,536.02
142	000:02:21	82504	6,565.46
143	000:02:22	82866	6,594.27
144	000:02:23	83218	6,622.28
145	000:02:24	83524	6,646.63
146	000:02:25	83858	6,673.21
147	000:02:26	84180	6,698.83
148	000:02:27	84483	6,722.94
149	000:02:28	84768	6,745.62
150	000:02:29	85024	6,766.00
151	000:02:30	85218	6,781.43
152	000:02:31	85370	6,793.53
153	000:02:32	85383	6,794.56
154	000:02:33	85034	6,766.79

HM Data Download - Concrete Test Results

READ #	TIME	LOAD	STRESS (PSI)
155	000:02:34	36201	2,880.78

Concrete Test

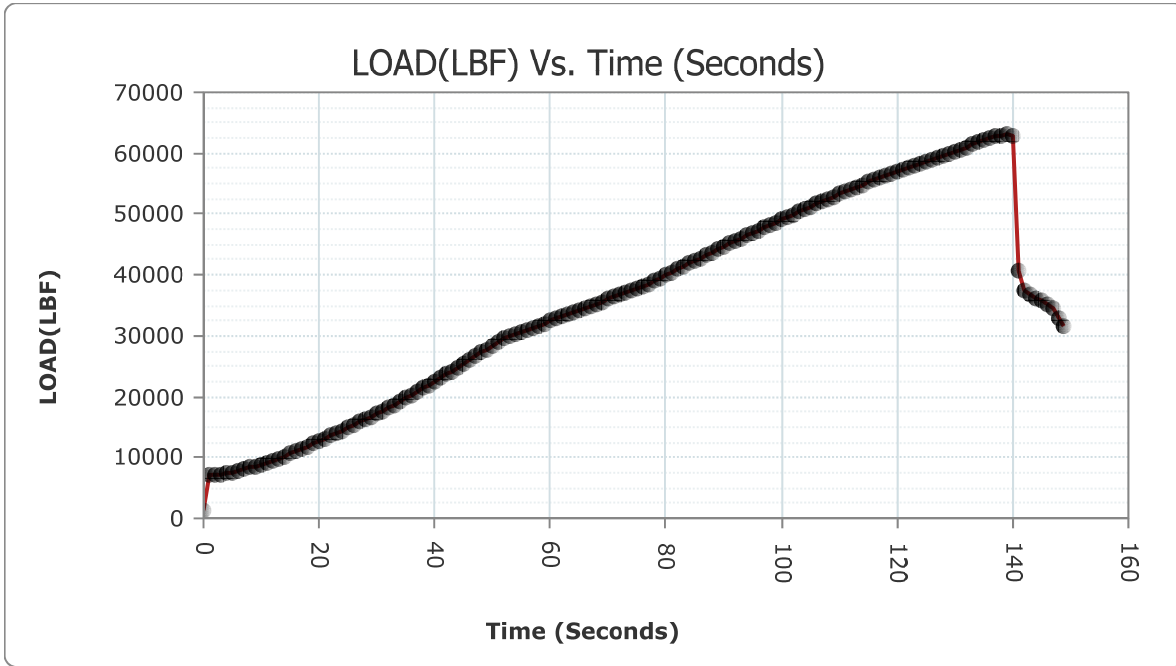
Sample Identification: B28_3

Machine ID: 6a127

Test Type: ASTM C39

3/10/2020

TYPE	PEAK VALUES	UNITS
LOAD	63040	LBF
Diameter	4.00	IN
Length	8.00	IN
Cross-Sectional Area	12.57	IN ²
Sample Age	0.0	day(s)
Corrected Stress	5016.57	PSI
Average Pace Rate	31.07	PSI/SEC
Fracture Type	Type 2	
Correction Factor	1.000	
Temperature @ START	74.5	°F
Temperature @ FINISH	74.3	°F



READ #	TIME	LOAD	STRESS (PSI)
1	000:00:00	1313	104.49
2	000:00:01	7035	559.83

HM Data Download - Concrete Test Results

READ #	TIME	LOAD	STRESS (PSI)
3	000:00:02	7007	557.60
4	000:00:03	7186	571.84
5	000:00:04	7402	589.03
6	000:00:05	7605	605.19
7	000:00:06	7844	624.21
8	000:00:07	8087	643.54
9	000:00:08	8338	663.52
10	000:00:09	8571	682.06
11	000:00:10	8834	702.99
12	000:00:11	9102	724.31
13	000:00:12	9377	746.20
14	000:00:13	9740	775.08
15	000:00:14	10162	808.67
16	000:00:15	10585	842.33
17	000:00:16	11007	875.91
18	000:00:17	11391	906.47
19	000:00:18	11826	941.08
20	000:00:19	12262	975.78
21	000:00:20	12706	1,011.11
22	000:00:21	13108	1,043.10
23	000:00:22	13559	1,078.99
24	000:00:23	14015	1,115.28
25	000:00:24	14474	1,151.80
26	000:00:25	14888	1,184.75
27	000:00:26	15351	1,221.59
28	000:00:27	15814	1,258.44
29	000:00:28	16287	1,296.08
30	000:00:29	16721	1,330.61
31	000:00:30	17211	1,369.61
32	000:00:31	17715	1,409.71
33	000:00:32	18223	1,450.14
34	000:00:33	18695	1,487.70
35	000:00:34	19227	1,530.04
36	000:00:35	19766	1,572.93
37	000:00:36	20315	1,616.62
38	000:00:37	20861	1,660.07
39	000:00:38	21356	1,699.46
40	000:00:39	21922	1,744.50

HM Data Download - Concrete Test Results

READ #	TIME	LOAD	STRESS (PSI)
41	000:00:40	22498	1,790.33
42	000:00:41	23079	1,836.57
43	000:00:42	23609	1,878.74
44	000:00:43	24206	1,926.25
45	000:00:44	24807	1,974.08
46	000:00:45	25417	2,022.62
47	000:00:46	25971	2,066.71
48	000:00:47	26590	2,115.97
49	000:00:48	27213	2,165.54
50	000:00:49	27780	2,210.66
51	000:00:50	28410	2,260.80
52	000:00:51	28983	2,306.39
53	000:00:52	29468	2,344.99
54	000:00:53	29907	2,379.92
55	000:00:54	30325	2,413.19
56	000:00:55	30683	2,441.68
57	000:00:56	31022	2,468.65
58	000:00:57	31342	2,494.12
59	000:00:58	31704	2,522.92
60	000:00:59	32064	2,551.57
61	000:01:00	32431	2,580.78
62	000:01:01	32760	2,606.96
63	000:01:02	33115	2,635.21
64	000:01:03	33479	2,664.17
65	000:01:04	33845	2,693.30
66	000:01:05	34174	2,719.48
67	000:01:06	34544	2,748.92
68	000:01:07	34908	2,777.89
69	000:01:08	35276	2,807.17
70	000:01:09	35607	2,833.52
71	000:01:10	35977	2,862.96
72	000:01:11	36341	2,891.92
73	000:01:12	36709	2,921.21
74	000:01:13	37039	2,947.47
75	000:01:14	37407	2,976.75
76	000:01:15	37778	3,006.28
77	000:01:16	38143	3,035.32
78	000:01:17	38541	3,067.00

HM Data Download - Concrete Test Results

READ #	TIME	LOAD	STRESS (PSI)
79	000:01:18	38993	3,102.96
80	000:01:19	39490	3,142.51
81	000:01:20	39987	3,182.06
82	000:01:21	40477	3,221.06
83	000:01:22	40916	3,255.99
84	000:01:23	41401	3,294.59
85	000:01:24	41881	3,332.78
86	000:01:25	42363	3,371.14
87	000:01:26	42791	3,405.20
88	000:01:27	43266	3,443.00
89	000:01:28	43739	3,480.64
90	000:01:29	44211	3,518.20
91	000:01:30	44633	3,551.78
92	000:01:31	45102	3,589.10
93	000:01:32	45569	3,626.27
94	000:01:33	46027	3,662.71
95	000:01:34	46442	3,695.74
96	000:01:35	46898	3,732.02
97	000:01:36	47357	3,768.55
98	000:01:37	47809	3,804.52
99	000:01:38	48216	3,836.91
100	000:01:39	48664	3,872.56
101	000:01:40	49109	3,907.97
102	000:01:41	49553	3,943.30
103	000:01:42	49949	3,974.82
104	000:01:43	50381	4,009.19
105	000:01:44	50812	4,043.49
106	000:01:45	51242	4,077.71
107	000:01:46	51623	4,108.03
108	000:01:47	52046	4,141.69
109	000:01:48	52464	4,174.95
110	000:01:49	52885	4,208.45
111	000:01:50	53261	4,238.38
112	000:01:51	53667	4,270.68
113	000:01:52	54070	4,302.75
114	000:01:53	54429	4,331.32
115	000:01:54	54827	4,362.99
116	000:01:55	55215	4,393.87

HM Data Download - Concrete Test Results

READ #	TIME	LOAD	STRESS (PSI)
117	000:01:56	55603	4,424.75
118	000:01:57	55943	4,451.80
119	000:01:58	56322	4,481.96
120	000:01:59	56695	4,511.64
121	000:02:00	57063	4,540.93
122	000:02:01	57382	4,566.31
123	000:02:02	57737	4,594.56
124	000:02:03	58084	4,622.18
125	000:02:04	58431	4,649.79
126	000:02:05	58735	4,673.98
127	000:02:06	59068	4,700.48
128	000:02:07	59398	4,726.74
129	000:02:08	59717	4,752.13
130	000:02:09	60005	4,775.05
131	000:02:10	60309	4,799.24
132	000:02:11	60615	4,823.59
133	000:02:12	61013	4,855.26
134	000:02:13	61438	4,889.08
135	000:02:14	61800	4,917.89
136	000:02:15	62158	4,946.38
137	000:02:16	62482	4,972.16
138	000:02:17	62779	4,995.79
139	000:02:18	62969	5,010.91
140	000:02:19	63036	5,016.25
141	000:02:20	62845	5,001.05
142	000:02:21	40593	3,230.29
143	000:02:22	37352	2,972.38
144	000:02:23	36665	2,917.71
145	000:02:24	36248	2,884.52
146	000:02:25	35843	2,852.30
147	000:02:26	35263	2,806.14
148	000:02:27	34397	2,737.23
149	000:02:28	32892	2,617.46
150	000:02:28	31443	2,502.15

Mix Delay - Blue

Target Temp: 50 °F

Date Cast:	5/15/2020	Temp During Casting (°F):	53
Time of Casting:	10:44:00 AM	Air Content (%):	6.8

Date:	Time interval	Test Date:			Compressive Strength (psi)	AVE Compressive Strength (psi)
		Target Time	Actual Test Time	Time Elapsed (hr)		
5/15/2020	1.5 HR	12:14:00 PM	12:13:00 PM	1.48	3663	
5/15/2020	1.5 HR	12:14:00 PM	12:17:00 PM	1.55	2859	3246
5/15/2020	1.5 HR	12:14:00 PM	12:22:00 PM	1.63	3215	
5/15/2020	2 HR	12:44:00 PM	1:04:00 PM	2.33	4739	
5/15/2020	2 HR	12:44:00 PM	1:07:00 PM	2.38	3963	4298
5/15/2020	2 HR	12:44:00 PM	1:10:00 PM	2.43	4191	
5/15/2020	2.5 HR	1:14:00 PM	2:08:00 PM	3.40	2732	
5/15/2020	2.5 HR	1:14:00 PM	2:11:00 PM	3.45	5124	3391
5/15/2020	2.5 HR	1:14:00 PM	2:14:00 PM	3.50	2318	
5/15/2020	3 HR	1:44:00 PM	3:05:00 PM	4.35	5104	
5/15/2020	3 HR	1:44:00 PM	3:09:00 PM	4.42	3559	4119
5/15/2020	3 HR	1:44:00 PM	3:12:00 PM	4.47	3693	
5/15/2020	3.5 HR	2:14:00 PM	4:26:00 PM	5.70	5271	
5/15/2020	3.5 HR	2:14:00 PM	4:31:00 PM	5.78	2539	4261
5/15/2020	3.5 HR	2:14:00 PM	4:35:00 PM	5.85	4974	
5/15/2020	4 HR	2:44:00 PM	5:18:00 PM	6.57	5078	
5/15/2020	4 HR	2:44:00 PM	5:22:00 PM	6.63	5180	5152
5/15/2020	4 HR	2:44:00 PM	5:27:00 PM	6.72	5198	
5/15/2020	6 HR	4:44:00 PM	6:03:00 PM	7.32	5162	
5/15/2020	6 HR	4:44:00 PM	6:06:00 PM	7.37	4825	5053
5/15/2020	6 HR	4:44:00 PM	6:08:00 PM	7.40	5172	
5/16/2020	24 HR	12:00:00 AM	10:38:00 AM	23.90	6011	
5/16/2020	24 HR	12:00:00 AM	10:42:00 AM	23.97	5891	5121
5/16/2020	24 HR	12:00:00 AM	10:45:00 AM	24.02	3461	
5/18/2020	3 DAY	12:00:00 AM	10:39:00 AM	71.92	5034	
5/18/2020	3 DAY	12:00:00 AM	10:44:00 AM	72.00	5483	5543
5/18/2020	3 DAY	12:00:00 AM	10:50:00 AM	72.10	6111	
6/12/2020	28 DAY	12:00:00 AM	10:44:00 AM	672.00	7511	
6/12/2020	28 DAY	12:00:00 AM	10:49:00 AM	672.08	6911	6957
6/12/2020	28 DAY	12:00:00 AM	10:53:00 AM	672.15	6450	

Concrete Test

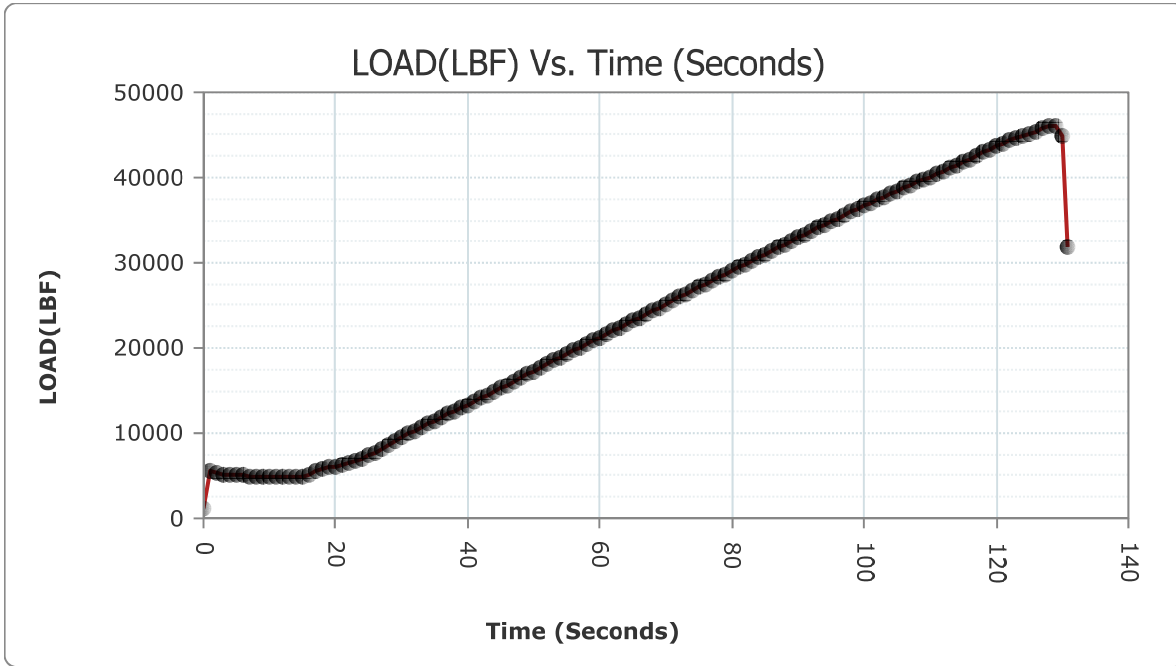
Sample Identification: B15_1

Machine ID: 6a127

Test Type: ASTM C39

5/15/2020

TYPE	PEAK VALUES	UNITS
LOAD	46032	LBF
Diameter	4.00	IN
Length	8.00	IN
Cross-Sectional Area	12.57	IN ²
Sample Age	0.0	day(s)
Corrected Stress	3663.13	PSI
Average Pace Rate	365.20	LBF
Fracture Type	Type 6	
Correction Factor	1.000	
Temperature @ START	83.4	°F
Temperature @ FINISH	83.5	°F



READ #	TIME	LOAD	STRESS (PSI)
1	000:00:00	1176	93.58
2	000:00:01	5533	440.30

HM Data Download - Concrete Test Results

READ #	TIME	LOAD	STRESS (PSI)
3	000:00:02	5334	424.47
4	000:00:03	5223	415.63
5	000:00:04	5146	409.51
6	000:00:05	5084	404.57
7	000:00:06	5030	400.27
8	000:00:07	4988	396.93
9	000:00:08	4954	394.23
10	000:00:09	4943	393.35
11	000:00:10	4932	392.48
12	000:00:11	4924	391.84
13	000:00:12	4915	391.12
14	000:00:13	4906	390.41
15	000:00:14	4901	390.01
16	000:00:15	4911	390.80
17	000:00:16	5230	416.19
18	000:00:17	5590	444.84
19	000:00:18	5876	467.60
20	000:00:19	6018	478.90
21	000:00:20	6151	489.48
22	000:00:21	6293	500.78
23	000:00:22	6492	516.62
24	000:00:23	6747	536.91
25	000:00:24	7045	560.62
26	000:00:25	7388	587.92
27	000:00:26	7752	616.88
28	000:00:27	8123	646.41
29	000:00:28	8555	680.79
30	000:00:29	9005	716.60
31	000:00:30	9477	754.16
32	000:00:31	9939	790.92
33	000:00:32	10342	822.99
34	000:00:33	10756	855.94
35	000:00:34	11111	884.19
36	000:00:35	11491	914.42
37	000:00:36	11882	945.54
38	000:00:37	12277	976.97
39	000:00:38	12637	1,005.62
40	000:00:39	13005	1,034.91

HM Data Download - Concrete Test Results

READ #	TIME	LOAD	STRESS (PSI)
41	000:00:40	13342	1,061.72
42	000:00:41	13723	1,092.04
43	000:00:42	14104	1,122.36
44	000:00:43	14485	1,152.68
45	000:00:44	14869	1,183.24
46	000:00:45	15272	1,215.31
47	000:00:46	15681	1,247.85
48	000:00:47	16053	1,277.46
49	000:00:48	16469	1,310.56
50	000:00:49	16895	1,344.46
51	000:00:50	17317	1,378.04
52	000:00:51	17743	1,411.94
53	000:00:52	18174	1,446.24
54	000:00:53	18563	1,477.20
55	000:00:54	18943	1,507.44
56	000:00:55	19324	1,537.76
57	000:00:56	19705	1,568.07
58	000:00:57	20090	1,598.71
59	000:00:58	20476	1,629.43
60	000:00:59	20839	1,658.31
61	000:01:00	21230	1,689.43
62	000:01:01	21621	1,720.54
63	000:01:02	22012	1,751.66
64	000:01:03	22407	1,783.09
65	000:01:04	22764	1,811.50
66	000:01:05	23160	1,843.01
67	000:01:06	23555	1,874.45
68	000:01:07	23959	1,906.60
69	000:01:08	24359	1,938.43
70	000:01:09	24722	1,967.31
71	000:01:10	25125	1,999.38
72	000:01:11	25529	2,031.53
73	000:01:12	25933	2,063.68
74	000:01:13	26297	2,092.65
75	000:01:14	26699	2,124.64
76	000:01:15	27104	2,156.87
77	000:01:16	27506	2,188.86
78	000:01:17	27907	2,220.77

HM Data Download - Concrete Test Results

READ #	TIME	LOAD	STRESS (PSI)
79	000:01:18	28272	2,249.81
80	000:01:19	28671	2,281.57
81	000:01:20	29068	2,313.16
82	000:01:21	29466	2,344.83
83	000:01:22	29863	2,376.42
84	000:01:23	30261	2,408.09
85	000:01:24	30618	2,436.50
86	000:01:25	31011	2,467.78
87	000:01:26	31409	2,499.45
88	000:01:27	31801	2,530.64
89	000:01:28	32192	2,561.76
90	000:01:29	32586	2,593.11
91	000:01:30	32935	2,620.88
92	000:01:31	33324	2,651.84
93	000:01:32	33709	2,682.48
94	000:01:33	34091	2,712.88
95	000:01:34	34473	2,743.27
96	000:01:35	34853	2,773.51
97	000:01:36	35229	2,803.43
98	000:01:37	35568	2,830.41
99	000:01:38	35939	2,859.93
100	000:01:39	36307	2,889.22
101	000:01:40	36678	2,918.74
102	000:01:41	37041	2,947.63
103	000:01:42	37401	2,976.28
104	000:01:43	37723	3,001.90
105	000:01:44	38079	3,030.23
106	000:01:45	38426	3,057.84
107	000:01:46	38777	3,085.78
108	000:01:47	39120	3,113.07
109	000:01:48	39456	3,139.81
110	000:01:49	39790	3,166.39
111	000:01:50	40088	3,190.10
112	000:01:51	40414	3,216.04
113	000:01:52	40734	3,241.51
114	000:01:53	41052	3,266.81
115	000:01:54	41369	3,292.04
116	000:01:55	41805	3,326.74

HM Data Download - Concrete Test Results

READ #	TIME	LOAD	STRESS (PSI)
117	000:01:56	42194	3,357.69
118	000:01:57	42606	3,390.48
119	000:01:58	42996	3,421.51
120	000:01:59	43369	3,451.20
121	000:02:00	43724	3,479.45
122	000:02:01	44037	3,504.35
123	000:02:02	44359	3,529.98
124	000:02:03	44663	3,554.17
125	000:02:04	44944	3,576.53
126	000:02:05	45199	3,596.82
127	000:02:06	45464	3,617.91
128	000:02:07	45771	3,642.34
129	000:02:08	45994	3,660.09
130	000:02:09	45982	3,659.13
131	000:02:10	44822	3,566.82
132	000:02:10	31935	2,541.31

Concrete Test

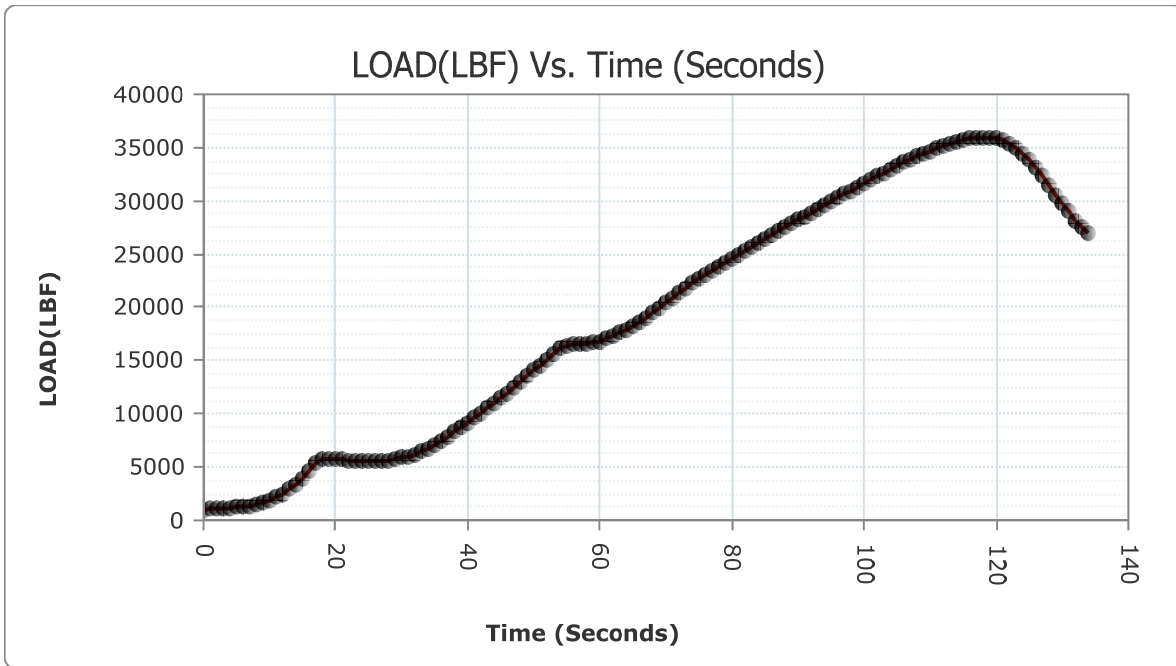
Sample Identification: B15_2

Machine ID: 6a127

Test Type: ASTM C39

5/15/2020

TYPE	PEAK VALUES	UNITS
LOAD	35932	LBF
Diameter	4.00	IN
Length	8.00	IN
Cross-Sectional Area	12.57	IN ²
Sample Age	0.0	day(s)
Corrected Stress	2859.36	PSI
Average Pace Rate	339.57	LBF
Fracture Type	Type 6	
Correction Factor	1.000	
Temperature @ START	83.6	°F
Temperature @ FINISH	82.9	°F



READ #	TIME	LOAD	STRESS (PSI)
1	000:00:00	1001	79.66
2	000:00:01	1118	88.97

HM Data Download - Concrete Test Results

READ #	TIME	LOAD	STRESS (PSI)
3	000:00:02	1130	89.92
4	000:00:03	1148	91.35
5	000:00:04	1171	93.19
6	000:00:05	1213	96.53
7	000:00:06	1287	102.42
8	000:00:07	1357	107.99
9	000:00:08	1507	119.92
10	000:00:09	1706	135.76
11	000:00:10	1925	153.19
12	000:00:11	2183	173.72
13	000:00:12	2506	199.42
14	000:00:13	2906	231.25
15	000:00:14	3343	266.03
16	000:00:15	3954	314.65
17	000:00:16	4703	374.25
18	000:00:17	5388	428.76
19	000:00:18	5704	453.91
20	000:00:19	5784	460.28
21	000:00:20	5734	456.30
22	000:00:21	5703	453.83
23	000:00:22	5674	451.52
24	000:00:23	5645	449.21
25	000:00:24	5621	447.30
26	000:00:25	5598	445.47
27	000:00:26	5578	443.88
28	000:00:27	5573	443.49
29	000:00:28	5615	446.83
30	000:00:29	5743	457.01
31	000:00:30	5874	467.44
32	000:00:31	5997	477.23
33	000:00:32	6156	489.88
34	000:00:33	6431	511.76
35	000:00:34	6733	535.80
36	000:00:35	7090	564.20
37	000:00:36	7473	594.68
38	000:00:37	7896	628.34
39	000:00:38	8285	659.30
40	000:00:39	8731	694.79

HM Data Download - Concrete Test Results

READ #	TIME	LOAD	STRESS (PSI)
41	000:00:40	9181	730.60
42	000:00:41	9643	767.37
43	000:00:42	10064	800.87
44	000:00:43	10543	838.99
45	000:00:44	11030	877.74
46	000:00:45	11528	917.37
47	000:00:46	11980	953.34
48	000:00:47	12488	993.76
49	000:00:48	13004	1,034.83
50	000:00:49	13521	1,075.97
51	000:00:50	14047	1,117.82
52	000:00:51	14575	1,159.84
53	000:00:52	15054	1,197.96
54	000:00:53	15594	1,240.93
55	000:00:54	16132	1,283.74
56	000:00:55	16413	1,306.10
57	000:00:56	16533	1,315.65
58	000:00:57	16520	1,314.62
59	000:00:58	16555	1,317.41
60	000:00:59	16665	1,326.16
61	000:01:00	16798	1,336.74
62	000:01:01	17025	1,354.81
63	000:01:02	17279	1,375.02
64	000:01:03	17613	1,401.60
65	000:01:04	17913	1,425.47
66	000:01:05	18244	1,451.81
67	000:01:06	18630	1,482.53
68	000:01:07	19045	1,515.55
69	000:01:08	19470	1,549.37
70	000:01:09	19957	1,588.13
71	000:01:10	20396	1,623.06
72	000:01:11	20881	1,661.66
73	000:01:12	21365	1,700.17
74	000:01:13	21854	1,739.09
75	000:01:14	22331	1,777.04
76	000:01:15	22723	1,808.24
77	000:01:16	23119	1,839.75
78	000:01:17	23472	1,867.84

HM Data Download - Concrete Test Results

READ #	TIME	LOAD	STRESS (PSI)
79	000:01:18	23866	1,899.20
80	000:01:19	24257	1,930.31
81	000:01:20	24638	1,960.63
82	000:01:21	24999	1,989.36
83	000:01:22	25360	2,018.08
84	000:01:23	25688	2,044.19
85	000:01:24	26047	2,072.75
86	000:01:25	26408	2,101.48
87	000:01:26	26766	2,129.97
88	000:01:27	27126	2,158.62
89	000:01:28	27492	2,187.74
90	000:01:29	27824	2,214.16
91	000:01:30	28187	2,243.05
92	000:01:31	28547	2,271.70
93	000:01:32	28916	2,301.06
94	000:01:33	29269	2,329.15
95	000:01:34	29591	2,354.78
96	000:01:35	29939	2,382.47
97	000:01:36	30285	2,410.00
98	000:01:37	30627	2,437.22
99	000:01:38	30966	2,464.20
100	000:01:39	31305	2,491.17
101	000:01:40	31602	2,514.81
102	000:01:41	31932	2,541.07
103	000:01:42	32293	2,569.80
104	000:01:43	32643	2,597.65
105	000:01:44	32951	2,622.16
106	000:01:45	33282	2,648.50
107	000:01:46	33598	2,673.64
108	000:01:47	33905	2,698.07
109	000:01:48	34168	2,719.00
110	000:01:49	34439	2,740.57
111	000:01:50	34696	2,761.02
112	000:01:51	34939	2,780.36
113	000:01:52	35161	2,798.02
114	000:01:53	35370	2,814.66
115	000:01:54	35547	2,828.74
116	000:01:55	35710	2,841.71

HM Data Download - Concrete Test Results

READ #	TIME	LOAD	STRESS (PSI)
117	000:01:56	35838	2,851.90
118	000:01:57	35910	2,857.63
119	000:01:58	35932	2,859.38
120	000:01:59	35903	2,857.07
121	000:02:00	35816	2,850.15
122	000:02:01	35639	2,836.06
123	000:02:02	35352	2,813.22
124	000:02:03	34942	2,780.60
125	000:02:04	34419	2,738.98
126	000:02:05	33780	2,688.13
127	000:02:06	33151	2,638.07
128	000:02:07	32415	2,579.50
129	000:02:08	31444	2,502.23
130	000:02:09	30462	2,424.09
131	000:02:10	29707	2,364.01
132	000:02:11	28954	2,304.09
133	000:02:12	28132	2,238.67
134	000:02:13	27445	2,184.00
135	000:02:13	26909	2,141.35

Concrete Test

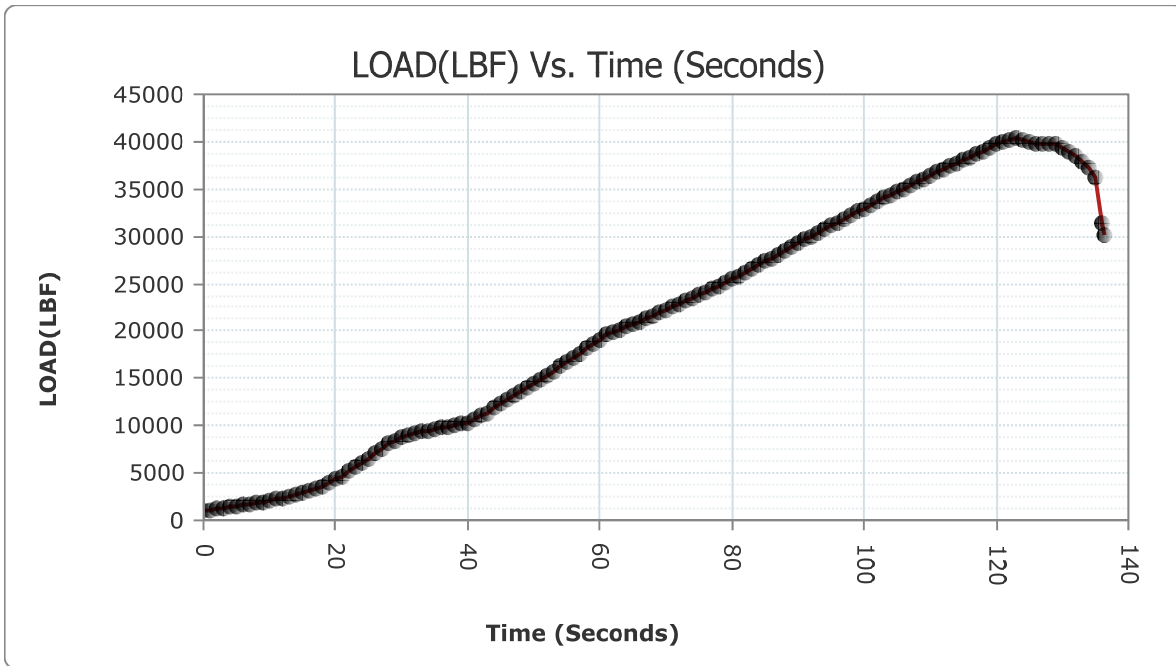
Sample Identification: B15_3

Machine ID: 6a127

Test Type: ASTM C39

5/15/2020

TYPE	PEAK VALUES	UNITS
LOAD	40400	LBF
Diameter	4.00	IN
Length	8.00	IN
Cross-Sectional Area	12.57	IN ²
Sample Age	0.0	day(s)
Corrected Stress	3214.89	PSI
Average Pace Rate	306.41	LBF
Fracture Type	Type 6	
Correction Factor	1.000	
Temperature @ START	82.9	°F
Temperature @ FINISH	83.1	°F



READ #	TIME	LOAD	STRESS (PSI)
1	000:00:00	1018	81.01
2	000:00:01	1099	87.46

HM Data Download - Concrete Test Results

READ #	TIME	LOAD	STRESS (PSI)
3	000:00:02	1193	94.94
4	000:00:03	1283	102.10
5	000:00:04	1380	109.82
6	000:00:05	1484	118.09
7	000:00:06	1595	126.93
8	000:00:07	1713	136.32
9	000:00:08	1824	145.15
10	000:00:09	1951	155.26
11	000:00:10	2087	166.08
12	000:00:11	2235	177.86
13	000:00:12	2393	190.43
14	000:00:13	2563	203.96
15	000:00:14	2730	217.25
16	000:00:15	2895	230.38
17	000:00:16	3096	246.37
18	000:00:17	3365	267.78
19	000:00:18	3655	290.86
20	000:00:19	3981	316.80
21	000:00:20	4298	342.02
22	000:00:21	4699	373.93
23	000:00:22	5131	408.31
24	000:00:23	5590	444.84
25	000:00:24	6084	484.15
26	000:00:25	6559	521.95
27	000:00:26	7106	565.48
28	000:00:27	7593	604.23
29	000:00:28	8071	642.27
30	000:00:29	8418	669.88
31	000:00:30	8699	692.24
32	000:00:31	8949	712.14
33	000:00:32	9146	727.82
34	000:00:33	9338	743.09
35	000:00:34	9517	757.34
36	000:00:35	9702	772.06
37	000:00:36	9803	780.10
38	000:00:37	9919	789.33
39	000:00:38	10043	799.20
40	000:00:39	10168	809.14

HM Data Download - Concrete Test Results

READ #	TIME	LOAD	STRESS (PSI)
41	000:00:40	10359	824.34
42	000:00:41	10642	846.86
43	000:00:42	11002	875.51
44	000:00:43	11392	906.55
45	000:00:44	11828	941.24
46	000:00:45	12265	976.02
47	000:00:46	12705	1,011.03
48	000:00:47	13144	1,045.97
49	000:00:48	13551	1,078.35
50	000:00:49	13996	1,113.77
51	000:00:50	14448	1,149.74
52	000:00:51	14906	1,186.18
53	000:00:52	15318	1,218.97
54	000:00:53	15780	1,255.73
55	000:00:54	16249	1,293.05
56	000:00:55	16721	1,330.61
57	000:00:56	17195	1,368.33
58	000:00:57	17677	1,406.69
59	000:00:58	18161	1,445.21
60	000:00:59	18594	1,479.66
61	000:01:00	19090	1,519.13
62	000:01:01	19579	1,558.05
63	000:01:02	19837	1,578.58
64	000:01:03	20122	1,601.26
65	000:01:04	20420	1,624.97
66	000:01:05	20697	1,647.01
67	000:01:06	21007	1,671.68
68	000:01:07	21319	1,696.51
69	000:01:08	21632	1,721.42
70	000:01:09	21947	1,746.49
71	000:01:10	22266	1,771.87
72	000:01:11	22581	1,796.94
73	000:01:12	22866	1,819.62
74	000:01:13	23186	1,845.08
75	000:01:14	23505	1,870.47
76	000:01:15	23834	1,896.65
77	000:01:16	24157	1,922.35
78	000:01:17	24482	1,948.22

HM Data Download - Concrete Test Results

READ #	TIME	LOAD	STRESS (PSI)
79	000:01:18	24775	1,971.53
80	000:01:19	25105	1,997.79
81	000:01:20	25440	2,024.45
82	000:01:21	25802	2,053.26
83	000:01:22	26197	2,084.69
84	000:01:23	26554	2,113.10
85	000:01:24	26948	2,144.45
86	000:01:25	27339	2,175.57
87	000:01:26	27729	2,206.60
88	000:01:27	28082	2,234.69
89	000:01:28	28471	2,265.65
90	000:01:29	28860	2,296.61
91	000:01:30	29244	2,327.16
92	000:01:31	29626	2,357.56
93	000:01:32	29969	2,384.86
94	000:01:33	30351	2,415.26
95	000:01:34	30730	2,445.42
96	000:01:35	31105	2,475.26
97	000:01:36	31480	2,505.10
98	000:01:37	31855	2,534.94
99	000:01:38	32189	2,561.52
100	000:01:39	32560	2,591.04
101	000:01:40	32932	2,620.65
102	000:01:41	33299	2,649.85
103	000:01:42	33661	2,678.66
104	000:01:43	34024	2,707.54
105	000:01:44	34344	2,733.01
106	000:01:45	34699	2,761.26
107	000:01:46	35052	2,789.35
108	000:01:47	35407	2,817.60
109	000:01:48	35759	2,845.61
110	000:01:49	36075	2,870.76
111	000:01:50	36419	2,898.13
112	000:01:51	36758	2,925.11
113	000:01:52	37096	2,952.01
114	000:01:53	37429	2,978.51
115	000:01:54	37760	3,004.85
116	000:01:55	38049	3,027.84

HM Data Download - Concrete Test Results

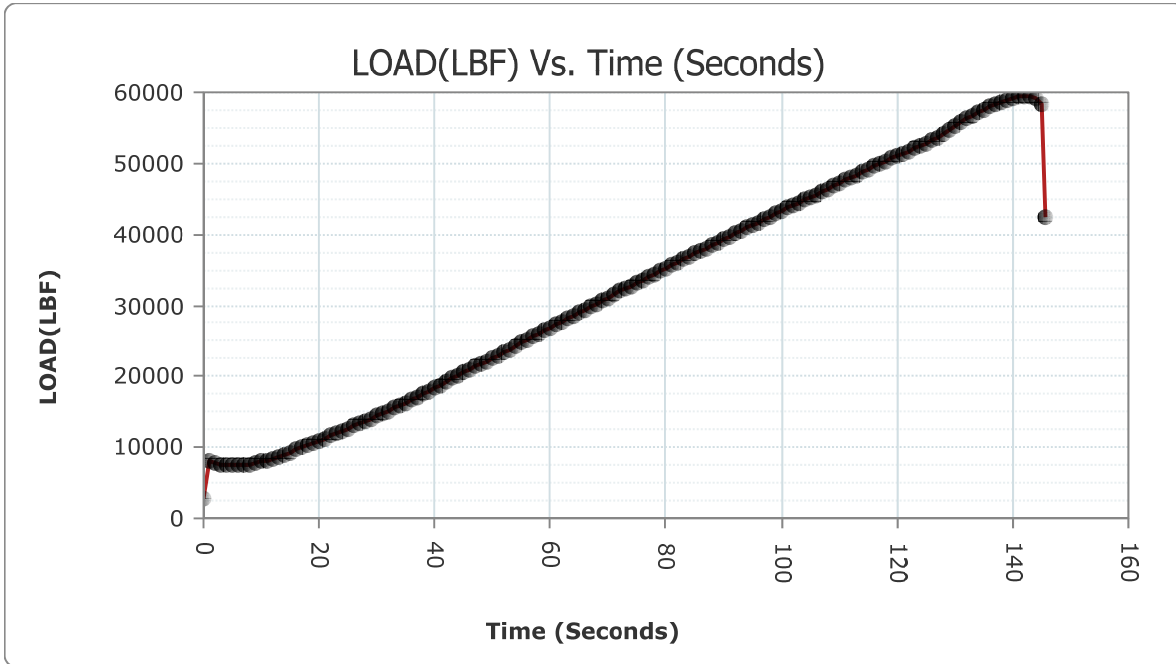
READ #	TIME	LOAD	STRESS (PSI)
117	000:01:56	38364	3,052.91
118	000:01:57	38673	3,077.50
119	000:01:58	38977	3,101.69
120	000:01:59	39296	3,127.08
121	000:02:00	39686	3,158.11
122	000:02:01	40038	3,186.12
123	000:02:02	40277	3,205.14
124	000:02:03	40397	3,214.69
125	000:02:04	40274	3,204.90
126	000:02:05	39893	3,174.58
127	000:02:06	39747	3,162.97
128	000:02:07	39732	3,161.77
129	000:02:08	39748	3,163.05
130	000:02:09	39692	3,158.59
131	000:02:10	39312	3,128.35
132	000:02:11	38981	3,102.01
133	000:02:12	38512	3,064.69
134	000:02:13	37899	3,015.91
135	000:02:14	37225	2,962.27
136	000:02:15	36310	2,889.46
137	000:02:16	31440	2,501.92
138	000:02:16	30139	2,398.39

Concrete Test

Sample Identification: B2_1
 Machine ID: 6a127

Test Type: ASTM C39
 5/15/2020

TYPE	PEAK VALUES	UNITS
LOAD	59552	LBF
Diameter	4.00	IN
Length	8.00	IN
Cross-Sectional Area	12.57	IN ²
Sample Age	0.0	day(s)
Corrected Stress	4738.96	PSI
Average Pace Rate	400.69	LBF
Fracture Type	Type 6	
Correction Factor	1.000	
Temperature @ START	83.5	°F
Temperature @ FINISH	84.5	°F



READ #	TIME	LOAD	STRESS (PSI)
1	000:00:00	2688	213.90
2	000:00:01	8006	637.10

HM Data Download - Concrete Test Results

READ #	TIME	LOAD	STRESS (PSI)
3	000:00:02	7770	618.32
4	000:00:03	7628	607.02
5	000:00:04	7524	598.74
6	000:00:05	7450	592.85
7	000:00:06	7408	589.51
8	000:00:07	7434	591.58
9	000:00:08	7589	603.91
10	000:00:09	7764	617.84
11	000:00:10	7958	633.28
12	000:00:11	8189	651.66
13	000:00:12	8459	673.15
14	000:00:13	8727	694.47
15	000:00:14	9030	718.58
16	000:00:15	9343	743.49
17	000:00:16	9664	769.04
18	000:00:17	9957	792.35
19	000:00:18	10284	818.37
20	000:00:19	10617	844.87
21	000:00:20	10960	872.17
22	000:00:21	11270	896.84
23	000:00:22	11602	923.26
24	000:00:23	11949	950.87
25	000:00:24	12307	979.36
26	000:00:25	12634	1,005.38
27	000:00:26	13006	1,034.98
28	000:00:27	13378	1,064.59
29	000:00:28	13757	1,094.75
30	000:00:29	14033	1,116.71
31	000:00:30	14389	1,145.04
32	000:00:31	14759	1,174.48
33	000:00:32	15133	1,204.25
34	000:00:33	15519	1,234.96
35	000:00:34	15868	1,262.74
36	000:00:35	16259	1,293.85
37	000:00:36	16670	1,326.56
38	000:00:37	17088	1,359.82
39	000:00:38	17468	1,390.06
40	000:00:39	17917	1,425.79

HM Data Download - Concrete Test Results

READ #	TIME	LOAD	STRESS (PSI)
41	000:00:40	18369	1,461.76
42	000:00:41	18836	1,498.92
43	000:00:42	19264	1,532.98
44	000:00:43	19734	1,570.38
45	000:00:44	20189	1,606.59
46	000:00:45	20614	1,640.41
47	000:00:46	20980	1,669.54
48	000:00:47	21381	1,701.45
49	000:00:48	21793	1,734.23
50	000:00:49	22164	1,763.76
51	000:00:50	22584	1,797.18
52	000:00:51	23002	1,830.44
53	000:00:52	23440	1,865.30
54	000:00:53	23837	1,896.89
55	000:00:54	24283	1,932.38
56	000:00:55	24731	1,968.03
57	000:00:56	25182	2,003.92
58	000:00:57	25585	2,035.99
59	000:00:58	26034	2,071.72
60	000:00:59	26467	2,106.18
61	000:01:00	26893	2,140.08
62	000:01:01	27284	2,171.19
63	000:01:02	27709	2,205.01
64	000:01:03	28141	2,239.39
65	000:01:04	28571	2,273.61
66	000:01:05	28959	2,304.48
67	000:01:06	29395	2,339.18
68	000:01:07	29825	2,373.40
69	000:01:08	30259	2,407.93
70	000:01:09	30648	2,438.89
71	000:01:10	31085	2,473.67
72	000:01:11	31521	2,508.36
73	000:01:12	31954	2,542.82
74	000:01:13	32345	2,573.93
75	000:01:14	32774	2,608.07
76	000:01:15	33196	2,641.65
77	000:01:16	33613	2,674.84
78	000:01:17	34035	2,708.42

HM Data Download - Concrete Test Results

READ #	TIME	LOAD	STRESS (PSI)
79	000:01:18	34414	2,738.58
80	000:01:19	34834	2,772.00
81	000:01:20	35253	2,805.34
82	000:01:21	35671	2,838.61
83	000:01:22	36045	2,868.37
84	000:01:23	36464	2,901.71
85	000:01:24	36882	2,934.98
86	000:01:25	37294	2,967.76
87	000:01:26	37667	2,997.44
88	000:01:27	38081	3,030.39
89	000:01:28	38496	3,063.41
90	000:01:29	38906	3,096.04
91	000:01:30	39283	3,126.04
92	000:01:31	39695	3,158.83
93	000:01:32	40106	3,191.53
94	000:01:33	40517	3,224.24
95	000:01:34	40885	3,253.52
96	000:01:35	41295	3,286.15
97	000:01:36	41700	3,318.38
98	000:01:37	42106	3,350.69
99	000:01:38	42475	3,380.05
100	000:01:39	42881	3,412.36
101	000:01:40	43285	3,444.51
102	000:01:41	43687	3,476.50
103	000:01:42	44049	3,505.31
104	000:01:43	44455	3,537.62
105	000:01:44	44858	3,569.69
106	000:01:45	45262	3,601.84
107	000:01:46	45625	3,630.72
108	000:01:47	46032	3,663.11
109	000:01:48	46445	3,695.98
110	000:01:49	46818	3,725.66
111	000:01:50	47217	3,757.41
112	000:01:51	47621	3,789.56
113	000:01:52	48019	3,821.23
114	000:01:53	48374	3,849.48
115	000:01:54	48768	3,880.83
116	000:01:55	49159	3,911.95

HM Data Download - Concrete Test Results

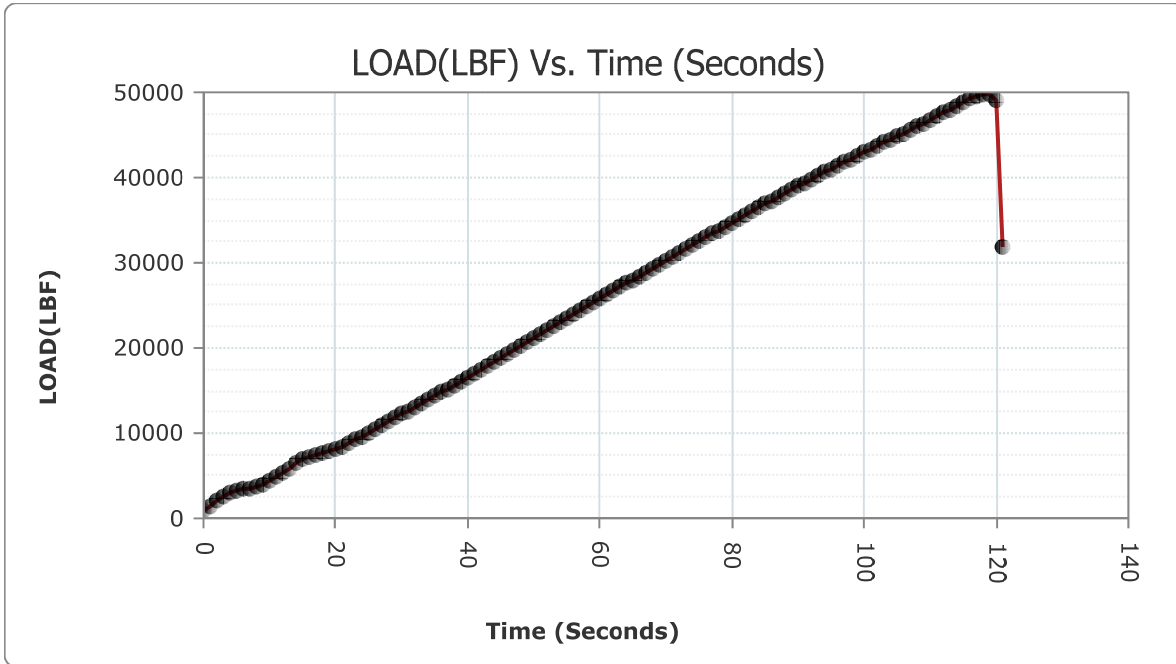
READ #	TIME	LOAD	STRESS (PSI)
117	000:01:56	49549	3,942.98
118	000:01:57	49899	3,970.84
119	000:01:58	50281	4,001.23
120	000:01:59	50661	4,031.47
121	000:02:00	51040	4,061.63
122	000:02:01	51371	4,087.97
123	000:02:02	51739	4,117.26
124	000:02:03	52107	4,146.54
125	000:02:04	52476	4,175.91
126	000:02:05	52807	4,202.25
127	000:02:06	53174	4,231.45
128	000:02:07	53630	4,267.74
129	000:02:08	54118	4,306.57
130	000:02:09	54666	4,350.18
131	000:02:10	55183	4,391.32
132	000:02:11	55743	4,435.89
133	000:02:12	56264	4,477.35
134	000:02:13	56746	4,515.70
135	000:02:14	57147	4,547.61
136	000:02:15	57559	4,580.40
137	000:02:16	57940	4,610.72
138	000:02:17	58301	4,639.45
139	000:02:18	58614	4,664.35
140	000:02:19	58945	4,690.69
141	000:02:20	59240	4,714.17
142	000:02:21	59447	4,730.64
143	000:02:22	59546	4,738.52
144	000:02:23	59499	4,734.78
145	000:02:24	59201	4,711.07
146	000:02:25	58225	4,633.40
147	000:02:25	42442	3,377.43

Concrete Test

Sample Identification: B2_2
 Machine ID: 6a127

Test Type: ASTM C39
 5/15/2020

TYPE	PEAK VALUES	UNITS
LOAD	49800	LBF
Diameter	4.00	IN
Length	8.00	IN
Cross-Sectional Area	12.57	IN ²
Sample Age	0.0	day(s)
Corrected Stress	3962.97	PSI
Average Pace Rate	414.91	LBF
Fracture Type	Type 6	
Correction Factor	1.000	
Temperature @ START	84.7	°F
Temperature @ FINISH	85.1	°F



READ #	TIME	LOAD	STRESS (PSI)
1	000:00:00	1025	81.57
2	000:00:01	1483	118.01

HM Data Download - Concrete Test Results

READ #	TIME	LOAD	STRESS (PSI)
3	000:00:02	2032	161.70
4	000:00:03	2458	195.60
5	000:00:04	2935	233.56
6	000:00:05	3234	257.35
7	000:00:06	3390	269.77
8	000:00:07	3568	283.93
9	000:00:08	3748	298.26
10	000:00:09	4002	318.47
11	000:00:10	4373	347.99
12	000:00:11	4811	382.85
13	000:00:12	5286	420.65
14	000:00:13	5854	465.85
15	000:00:14	6398	509.14
16	000:00:15	6899	549.01
17	000:00:16	7266	578.21
18	000:00:17	7496	596.51
19	000:00:18	7650	608.77
20	000:00:19	7878	626.91
21	000:00:20	8118	646.01
22	000:00:21	8440	671.63
23	000:00:22	8808	700.92
24	000:00:23	9192	731.48
25	000:00:24	9598	763.78
26	000:00:25	9998	795.62
27	000:00:26	10462	832.54
28	000:00:27	10924	869.30
29	000:00:28	11374	905.11
30	000:00:29	11772	936.79
31	000:00:30	12211	971.72
32	000:00:31	12646	1,006.34
33	000:00:32	13078	1,040.71
34	000:00:33	13470	1,071.91
35	000:00:34	13908	1,106.76
36	000:00:35	14354	1,142.26
37	000:00:36	14799	1,177.67
38	000:00:37	15207	1,210.13
39	000:00:38	15666	1,246.66
40	000:00:39	16123	1,283.03

HM Data Download - Concrete Test Results

READ #	TIME	LOAD	STRESS (PSI)
41	000:00:40	16583	1,319.63
42	000:00:41	16997	1,352.58
43	000:00:42	17462	1,389.58
44	000:00:43	17929	1,426.74
45	000:00:44	18400	1,464.23
46	000:00:45	18823	1,497.89
47	000:00:46	19298	1,535.69
48	000:00:47	19774	1,573.56
49	000:00:48	20253	1,611.68
50	000:00:49	20688	1,646.30
51	000:00:50	21171	1,684.73
52	000:00:51	21655	1,723.25
53	000:00:52	22141	1,761.92
54	000:00:53	22576	1,796.54
55	000:00:54	23048	1,834.10
56	000:00:55	23514	1,871.18
57	000:00:56	23972	1,907.63
58	000:00:57	24386	1,940.58
59	000:00:58	24847	1,977.26
60	000:00:59	25311	2,014.19
61	000:01:00	25772	2,050.87
62	000:01:01	26188	2,083.97
63	000:01:02	26651	2,120.82
64	000:01:03	27114	2,157.66
65	000:01:04	27576	2,194.43
66	000:01:05	27992	2,227.53
67	000:01:06	28457	2,264.54
68	000:01:07	28929	2,302.10
69	000:01:08	29343	2,335.04
70	000:01:09	29801	2,371.49
71	000:01:10	30261	2,408.09
72	000:01:11	30726	2,445.10
73	000:01:12	31184	2,481.54
74	000:01:13	31600	2,514.65
75	000:01:14	32058	2,551.09
76	000:01:15	32514	2,587.38
77	000:01:16	32970	2,623.67
78	000:01:17	33381	2,656.38

HM Data Download - Concrete Test Results

READ #	TIME	LOAD	STRESS (PSI)
79	000:01:18	33833	2,692.34
80	000:01:19	34281	2,728.00
81	000:01:20	34738	2,764.36
82	000:01:21	35141	2,796.43
83	000:01:22	35586	2,831.84
84	000:01:23	36032	2,867.34
85	000:01:24	36476	2,902.67
86	000:01:25	36874	2,934.34
87	000:01:26	37312	2,969.19
88	000:01:27	37747	3,003.81
89	000:01:28	38179	3,038.19
90	000:01:29	38567	3,069.06
91	000:01:30	38993	3,102.96
92	000:01:31	39417	3,136.71
93	000:01:32	39838	3,170.21
94	000:01:33	40214	3,200.13
95	000:01:34	40630	3,233.23
96	000:01:35	41036	3,265.54
97	000:01:36	41444	3,298.01
98	000:01:37	41807	3,326.90
99	000:01:38	42206	3,358.65
100	000:01:39	42604	3,390.32
101	000:01:40	42993	3,421.27
102	000:01:41	43345	3,449.29
103	000:01:42	43726	3,479.60
104	000:01:43	44102	3,509.53
105	000:01:44	44477	3,539.37
106	000:01:45	44810	3,565.87
107	000:01:46	45176	3,594.99
108	000:01:47	45550	3,624.75
109	000:01:48	45937	3,655.55
110	000:01:49	46302	3,684.60
111	000:01:50	46726	3,718.34
112	000:01:51	47153	3,752.32
113	000:01:52	47583	3,786.53
114	000:01:53	47980	3,818.13
115	000:01:54	48413	3,852.58
116	000:01:55	48832	3,885.93

HM Data Download - Concrete Test Results

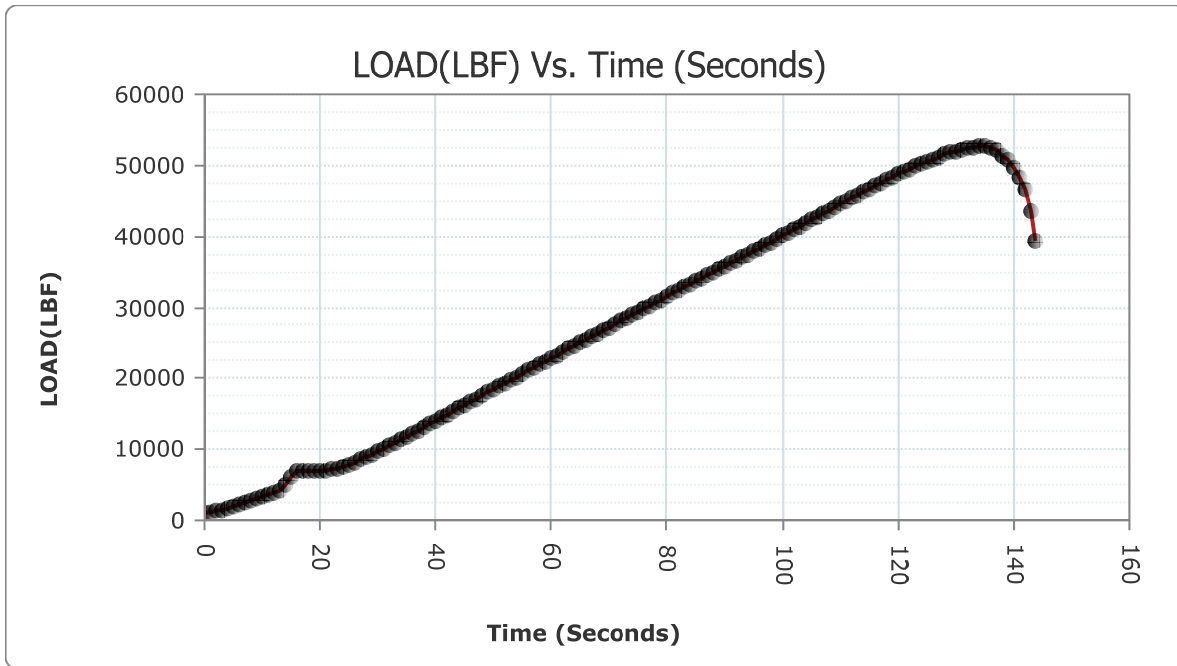
READ #	TIME	LOAD	STRESS (PSI)
117	000:01:56	49217	3,916.56
118	000:01:57	49509	3,939.80
119	000:01:58	49741	3,958.26
120	000:01:59	49768	3,960.41
121	000:02:00	49170	3,912.82
122	000:02:00	31961	2,543.38

Concrete Test

Sample Identification: B2_3
 Machine ID: 6a127

Test Type: ASTM C39
 5/15/2020

TYPE	PEAK VALUES	UNITS
LOAD	52670	LBF
Diameter	4.00	IN
Length	8.00	IN
Cross-Sectional Area	12.57	IN ²
Sample Age	0.0	day(s)
Corrected Stress	4191.32	PSI
Average Pace Rate	404.00	LBF
Fracture Type	Type 6	
Correction Factor	1.000	
Temperature @ START	85.0	°F
Temperature @ FINISH	84.4	°F



READ #	TIME	LOAD	STRESS (PSI)
1	000:00:00	1005	79.98
2	000:00:01	1154	91.83

HM Data Download - Concrete Test Results

READ #	TIME	LOAD	STRESS (PSI)
3	000:00:02	1323	105.28
4	000:00:03	1515	120.56
5	000:00:04	1726	137.35
6	000:00:05	1917	152.55
7	000:00:06	2192	174.43
8	000:00:07	2506	199.42
9	000:00:08	2852	226.95
10	000:00:09	3126	248.76
11	000:00:10	3449	274.46
12	000:00:11	3624	288.39
13	000:00:12	3822	304.15
14	000:00:13	4273	340.03
15	000:00:14	5157	410.38
16	000:00:15	6263	498.39
17	000:00:16	7056	561.50
18	000:00:17	7040	560.23
19	000:00:18	7000	557.04
20	000:00:19	6977	555.21
21	000:00:20	6972	554.81
22	000:00:21	7064	562.14
23	000:00:22	7171	570.65
24	000:00:23	7342	584.26
25	000:00:24	7578	603.04
26	000:00:25	7836	623.57
27	000:00:26	8147	648.32
28	000:00:27	8520	678.00
29	000:00:28	8926	710.31
30	000:00:29	9338	743.09
31	000:00:30	9708	772.54
32	000:00:31	10130	806.12
33	000:00:32	10553	839.78
34	000:00:33	10966	872.65
35	000:00:34	11337	902.17
36	000:00:35	11758	935.67
37	000:00:36	12199	970.77
38	000:00:37	12657	1,007.21
39	000:00:38	13074	1,040.40
40	000:00:39	13539	1,077.40

HM Data Download - Concrete Test Results

READ #	TIME	LOAD	STRESS (PSI)
41	000:00:40	14002	1,114.24
42	000:00:41	14469	1,151.41
43	000:00:42	14882	1,184.27
44	000:00:43	15339	1,220.64
45	000:00:44	15796	1,257.01
46	000:00:45	16253	1,293.37
47	000:00:46	16665	1,326.16
48	000:00:47	17120	1,362.37
49	000:00:48	17571	1,398.26
50	000:00:49	18025	1,434.38
51	000:00:50	18433	1,466.85
52	000:00:51	18896	1,503.70
53	000:00:52	19349	1,539.74
54	000:00:53	19764	1,572.77
55	000:00:54	20221	1,609.14
56	000:00:55	20678	1,645.50
57	000:00:56	21133	1,681.71
58	000:00:57	21541	1,714.18
59	000:00:58	21996	1,750.39
60	000:00:59	22444	1,786.04
61	000:01:00	22895	1,821.93
62	000:01:01	23291	1,853.44
63	000:01:02	23732	1,888.53
64	000:01:03	24173	1,923.63
65	000:01:04	24616	1,958.88
66	000:01:05	25018	1,990.87
67	000:01:06	25462	2,026.20
68	000:01:07	25908	2,061.69
69	000:01:08	26353	2,097.11
70	000:01:09	26751	2,128.78
71	000:01:10	27196	2,164.19
72	000:01:11	27640	2,199.52
73	000:01:12	28087	2,235.09
74	000:01:13	28529	2,270.27
75	000:01:14	28932	2,302.34
76	000:01:15	29378	2,337.83
77	000:01:16	29821	2,373.08
78	000:01:17	30265	2,408.41

HM Data Download - Concrete Test Results

READ #	TIME	LOAD	STRESS (PSI)
79	000:01:18	30666	2,440.32
80	000:01:19	31106	2,475.34
81	000:01:20	31548	2,510.51
82	000:01:21	31991	2,545.76
83	000:01:22	32389	2,577.43
84	000:01:23	32828	2,612.37
85	000:01:24	33266	2,647.22
86	000:01:25	33701	2,681.84
87	000:01:26	34092	2,712.96
88	000:01:27	34523	2,747.25
89	000:01:28	34960	2,782.03
90	000:01:29	35386	2,815.93
91	000:01:30	35775	2,846.88
92	000:01:31	36201	2,880.78
93	000:01:32	36631	2,915.00
94	000:01:33	37053	2,948.58
95	000:01:34	37447	2,979.94
96	000:01:35	37879	3,014.31
97	000:01:36	38313	3,048.85
98	000:01:37	38755	3,084.02
99	000:01:38	39156	3,115.94
100	000:01:39	39601	3,151.35
101	000:01:40	40050	3,187.08
102	000:01:41	40499	3,222.81
103	000:01:42	40914	3,255.83
104	000:01:43	41380	3,292.92
105	000:01:44	41847	3,330.08
106	000:01:45	42315	3,367.32
107	000:01:46	42740	3,401.14
108	000:01:47	43202	3,437.91
109	000:01:48	43661	3,474.43
110	000:01:49	44118	3,510.80
111	000:01:50	44524	3,543.11
112	000:01:51	44975	3,579.00
113	000:01:52	45427	3,614.97
114	000:01:53	45821	3,646.32
115	000:01:54	46258	3,681.09
116	000:01:55	46685	3,715.07

HM Data Download - Concrete Test Results

READ #	TIME	LOAD	STRESS (PSI)
117	000:01:56	47109	3,748.82
118	000:01:57	47488	3,778.97
119	000:01:58	47902	3,811.92
120	000:01:59	48309	3,844.31
121	000:02:00	48708	3,876.06
122	000:02:01	49066	3,904.55
123	000:02:02	49459	3,935.82
124	000:02:03	49848	3,966.78
125	000:02:04	50218	3,996.22
126	000:02:05	50569	4,024.15
127	000:02:06	50868	4,047.95
128	000:02:07	51191	4,073.65
129	000:02:08	51497	4,098.00
130	000:02:09	51779	4,120.44
131	000:02:10	52004	4,138.35
132	000:02:11	52228	4,156.17
133	000:02:12	52419	4,171.37
134	000:02:13	52573	4,183.63
135	000:02:14	52655	4,190.15
136	000:02:15	52632	4,188.32
137	000:02:16	52444	4,173.36
138	000:02:17	52051	4,142.09
139	000:02:18	51486	4,097.13
140	000:02:19	50685	4,033.38
141	000:02:20	49745	3,958.58
142	000:02:21	48359	3,848.29
143	000:02:22	46466	3,697.65
144	000:02:23	43615	3,470.77
145	000:02:23	39376	3,133.44

Concrete Test

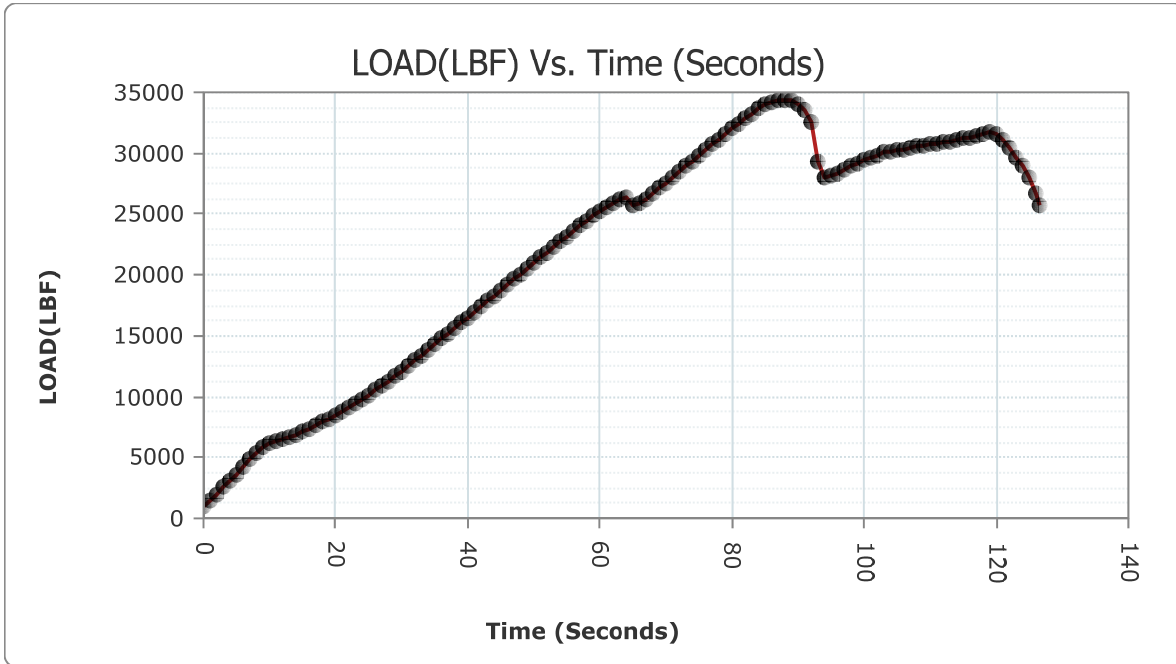
Sample Identification: B25_1

Machine ID: 6a127

Test Type: ASTM C39

5/15/2020

TYPE	PEAK VALUES	UNITS
LOAD	34340	LBF
Diameter	4.00	IN
Length	8.00	IN
Cross-Sectional Area	12.57	IN ²
Sample Age	0.0	day(s)
Corrected Stress	2732.72	PSI
Average Pace Rate	189.83	LBF
Fracture Type	Type 3	
Correction Factor	1.000	
Temperature @ START	85.2	°F
Temperature @ FINISH	85.2	°F



READ #	TIME	LOAD	STRESS (PSI)
1	000:00:00	1031	82.04
2	000:00:01	1453	115.63

HM Data Download - Concrete Test Results

READ #	TIME	LOAD	STRESS (PSI)
3	000:00:02	2019	160.67
4	000:00:03	2541	202.21
5	000:00:04	3061	243.59
6	000:00:05	3585	285.29
7	000:00:06	4212	335.18
8	000:00:07	4865	387.14
9	000:00:08	5435	432.50
10	000:00:09	5823	463.38
11	000:00:10	6131	487.89
12	000:00:11	6375	507.31
13	000:00:12	6551	521.31
14	000:00:13	6691	532.45
15	000:00:14	6909	549.80
16	000:00:15	7142	568.34
17	000:00:16	7384	587.60
18	000:00:17	7639	607.89
19	000:00:18	7901	628.74
20	000:00:19	8202	652.69
21	000:00:20	8519	677.92
22	000:00:21	8814	701.40
23	000:00:22	9138	727.18
24	000:00:23	9468	753.44
25	000:00:24	9825	781.85
26	000:00:25	10154	808.03
27	000:00:26	10528	837.79
28	000:00:27	10907	867.95
29	000:00:28	11309	899.94
30	000:00:29	11686	929.94
31	000:00:30	12121	964.56
32	000:00:31	12557	999.25
33	000:00:32	12993	1,033.95
34	000:00:33	13391	1,065.62
35	000:00:34	13838	1,101.19
36	000:00:35	14291	1,137.24
37	000:00:36	14749	1,173.69
38	000:00:37	15156	1,206.08
39	000:00:38	15608	1,242.05
40	000:00:39	16063	1,278.25

HM Data Download - Concrete Test Results

READ #	TIME	LOAD	STRESS (PSI)
41	000:00:40	16519	1,314.54
42	000:00:41	16933	1,347.49
43	000:00:42	17393	1,384.09
44	000:00:43	17858	1,421.09
45	000:00:44	18311	1,457.14
46	000:00:45	18719	1,489.61
47	000:00:46	19184	1,526.61
48	000:00:47	19648	1,563.54
49	000:00:48	20104	1,599.83
50	000:00:49	20513	1,632.37
51	000:00:50	20968	1,668.58
52	000:00:51	21421	1,704.63
53	000:00:52	21876	1,740.84
54	000:00:53	22289	1,773.70
55	000:00:54	22741	1,809.67
56	000:00:55	23177	1,844.37
57	000:00:56	23614	1,879.14
58	000:00:57	24013	1,910.89
59	000:00:58	24448	1,945.51
60	000:00:59	24879	1,979.81
61	000:01:00	25252	2,009.49
62	000:01:01	25587	2,036.15
63	000:01:02	25901	2,061.14
64	000:01:03	26165	2,082.14
65	000:01:04	26291	2,092.17
66	000:01:05	25738	2,048.17
67	000:01:06	25885	2,059.86
68	000:01:07	26250	2,088.91
69	000:01:08	26666	2,122.01
70	000:01:09	27123	2,158.38
71	000:01:10	27548	2,192.20
72	000:01:11	28019	2,229.68
73	000:01:12	28488	2,267.00
74	000:01:13	28950	2,303.77
75	000:01:14	29360	2,336.39
76	000:01:15	29809	2,372.12
77	000:01:16	30264	2,408.33
78	000:01:17	30721	2,444.70

HM Data Download - Concrete Test Results

READ #	TIME	LOAD	STRESS (PSI)
79	000:01:18	31129	2,477.17
80	000:01:19	31570	2,512.26
81	000:01:20	32015	2,547.67
82	000:01:21	32420	2,579.90
83	000:01:22	32841	2,613.40
84	000:01:23	33243	2,645.39
85	000:01:24	33644	2,677.30
86	000:01:25	33987	2,704.60
87	000:01:26	34254	2,725.85
88	000:01:27	34299	2,729.43
89	000:01:28	34340	2,732.69
90	000:01:29	34277	2,727.68
91	000:01:30	34063	2,710.65
92	000:01:31	33454	2,662.18
93	000:01:32	32625	2,596.22
94	000:01:33	29235	2,326.45
95	000:01:34	27952	2,224.35
96	000:01:35	28125	2,238.12
97	000:01:36	28391	2,259.28
98	000:01:37	28669	2,281.41
99	000:01:38	28950	2,303.77
100	000:01:39	29187	2,322.63
101	000:01:40	29388	2,338.62
102	000:01:41	29583	2,354.14
103	000:01:42	29823	2,373.24
104	000:01:43	30062	2,392.26
105	000:01:44	30183	2,401.89
106	000:01:45	30262	2,408.17
107	000:01:46	30350	2,415.18
108	000:01:47	30458	2,423.77
109	000:01:48	30550	2,431.09
110	000:01:49	30622	2,436.82
111	000:01:50	30696	2,442.71
112	000:01:51	30774	2,448.92
113	000:01:52	30886	2,457.83
114	000:01:53	30999	2,466.82
115	000:01:54	31091	2,474.14
116	000:01:55	31219	2,484.33

HM Data Download - Concrete Test Results

READ #	TIME	LOAD	STRESS (PSI)
117	000:01:56	31337	2,493.72
118	000:01:57	31460	2,503.51
119	000:01:58	31550	2,510.67
120	000:01:59	31668	2,520.06
121	000:02:00	31577	2,512.82
122	000:02:01	31080	2,473.27
123	000:02:02	30485	2,425.92
124	000:02:03	29675	2,361.46
125	000:02:04	28922	2,301.54
126	000:02:05	27926	2,222.28
127	000:02:06	26659	2,121.46
128	000:02:06	25737	2,048.09

Concrete Test

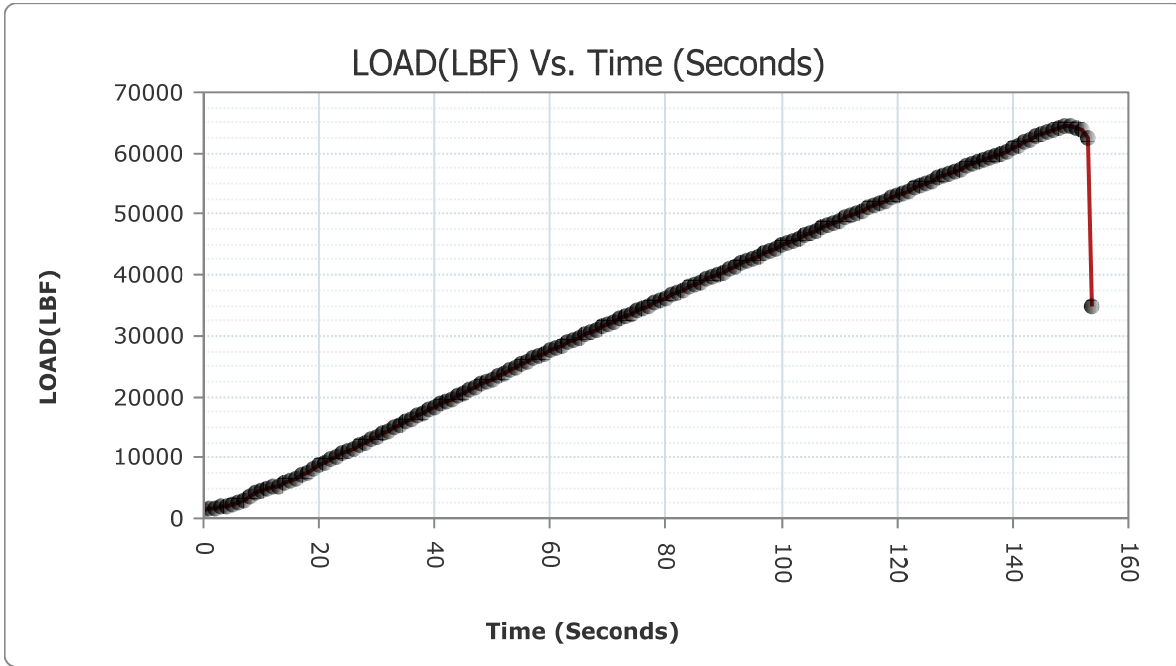
Sample Identification: B25_2

Machine ID: 6a127

Test Type: ASTM C39

5/15/2020

TYPE	PEAK VALUES	UNITS
LOAD	64395	LBF
Diameter	4.00	IN
Length	8.00	IN
Cross-Sectional Area	12.57	IN ²
Sample Age	0.0	day(s)
Corrected Stress	5124.36	PSI
Average Pace Rate	410.91	LBF
Fracture Type	Type 1	
Correction Factor	1.000	
Temperature @ START	85.0	°F
Temperature @ FINISH	85.0	°F



READ #	TIME	LOAD	STRESS (PSI)
1	000:00:00	1387	110.37
2	000:00:01	1787	142.20

HM Data Download - Concrete Test Results

READ #	TIME	LOAD	STRESS (PSI)
3	000:00:02	1757	139.82
4	000:00:03	1848	147.06
5	000:00:04	1986	158.04
6	000:00:05	2217	176.42
7	000:00:06	2595	206.50
8	000:00:07	3055	243.11
9	000:00:08	3602	286.64
10	000:00:09	4195	333.83
11	000:00:10	4642	369.40
12	000:00:11	4856	386.43
13	000:00:12	5060	402.66
14	000:00:13	5325	423.75
15	000:00:14	5708	454.23
16	000:00:15	6134	488.13
17	000:00:16	6604	525.53
18	000:00:17	7133	567.63
19	000:00:18	7621	606.46
20	000:00:19	8170	650.15
21	000:00:20	8705	692.72
22	000:00:21	9208	732.75
23	000:00:22	9638	766.97
24	000:00:23	10118	805.16
25	000:00:24	10591	842.80
26	000:00:25	11069	880.84
27	000:00:26	11515	916.33
28	000:00:27	12016	956.20
29	000:00:28	12502	994.88
30	000:00:29	12997	1,034.27
31	000:00:30	13447	1,070.08
32	000:00:31	13951	1,110.19
33	000:00:32	14464	1,151.01
34	000:00:33	14988	1,192.71
35	000:00:34	15460	1,230.27
36	000:00:35	15961	1,270.14
37	000:00:36	16440	1,308.25
38	000:00:37	16905	1,345.26
39	000:00:38	17328	1,378.92
40	000:00:39	17800	1,416.48

HM Data Download - Concrete Test Results

READ #	TIME	LOAD	STRESS (PSI)
41	000:00:40	18279	1,454.60
42	000:00:41	18758	1,492.71
43	000:00:42	19193	1,527.33
44	000:00:43	19677	1,565.85
45	000:00:44	20168	1,604.92
46	000:00:45	20661	1,644.15
47	000:00:46	21090	1,678.29
48	000:00:47	21566	1,716.17
49	000:00:48	22039	1,753.81
50	000:00:49	22517	1,791.85
51	000:00:50	22948	1,826.14
52	000:00:51	23426	1,864.18
53	000:00:52	23907	1,902.46
54	000:00:53	24387	1,940.66
55	000:00:54	24820	1,975.11
56	000:00:55	25307	2,013.87
57	000:00:56	25791	2,052.38
58	000:00:57	26268	2,090.34
59	000:00:58	26690	2,123.92
60	000:00:59	27167	2,161.88
61	000:01:00	27626	2,198.41
62	000:01:01	28033	2,230.80
63	000:01:02	28470	2,265.57
64	000:01:03	28900	2,299.79
65	000:01:04	29334	2,334.33
66	000:01:05	29724	2,365.36
67	000:01:06	30156	2,399.74
68	000:01:07	30593	2,434.51
69	000:01:08	31038	2,469.93
70	000:01:09	31434	2,501.44
71	000:01:10	31879	2,536.85
72	000:01:11	32323	2,572.18
73	000:01:12	32763	2,607.20
74	000:01:13	33208	2,642.61
75	000:01:14	33609	2,674.52
76	000:01:15	34049	2,709.53
77	000:01:16	34493	2,744.87
78	000:01:17	34934	2,779.96

HM Data Download - Concrete Test Results

READ #	TIME	LOAD	STRESS (PSI)
79	000:01:18	35334	2,811.79
80	000:01:19	35778	2,847.12
81	000:01:20	36221	2,882.38
82	000:01:21	36665	2,917.71
83	000:01:22	37064	2,949.46
84	000:01:23	37511	2,985.03
85	000:01:24	37956	3,020.44
86	000:01:25	38401	3,055.85
87	000:01:26	38802	3,087.77
88	000:01:27	39244	3,122.94
89	000:01:28	39687	3,158.19
90	000:01:29	40130	3,193.44
91	000:01:30	40525	3,224.88
92	000:01:31	40966	3,259.97
93	000:01:32	41404	3,294.83
94	000:01:33	41844	3,329.84
95	000:01:34	42241	3,361.43
96	000:01:35	42675	3,395.97
97	000:01:36	43109	3,430.51
98	000:01:37	43549	3,465.52
99	000:01:38	43935	3,496.24
100	000:01:39	44368	3,530.69
101	000:01:40	44800	3,565.07
102	000:01:41	45229	3,599.21
103	000:01:42	45618	3,630.17
104	000:01:43	46047	3,664.30
105	000:01:44	46478	3,698.60
106	000:01:45	46907	3,732.74
107	000:01:46	47290	3,763.22
108	000:01:47	47718	3,797.28
109	000:01:48	48148	3,831.50
110	000:01:49	48569	3,865.00
111	000:01:50	48950	3,895.32
112	000:01:51	49370	3,928.74
113	000:01:52	49792	3,962.32
114	000:01:53	50211	3,995.66
115	000:01:54	50627	4,028.77
116	000:01:55	51005	4,058.85

HM Data Download - Concrete Test Results

READ #	TIME	LOAD	STRESS (PSI)
117	000:01:56	51425	4,092.27
118	000:01:57	51846	4,125.77
119	000:01:58	52225	4,155.93
120	000:01:59	52650	4,189.75
121	000:02:00	53071	4,223.26
122	000:02:01	53486	4,256.28
123	000:02:02	53853	4,285.49
124	000:02:03	54264	4,318.19
125	000:02:04	54667	4,350.26
126	000:02:05	55075	4,382.73
127	000:02:06	55440	4,411.77
128	000:02:07	55845	4,444.00
129	000:02:08	56260	4,477.03
130	000:02:09	56664	4,509.18
131	000:02:10	57029	4,538.22
132	000:02:11	57426	4,569.82
133	000:02:12	57817	4,600.93
134	000:02:13	58206	4,631.89
135	000:02:14	58550	4,659.26
136	000:02:15	58925	4,689.10
137	000:02:16	59296	4,718.63
138	000:02:17	59657	4,747.35
139	000:02:18	59990	4,773.85
140	000:02:19	60363	4,803.54
141	000:02:20	60778	4,836.56
142	000:02:21	61269	4,875.63
143	000:02:22	61721	4,911.60
144	000:02:23	62226	4,951.79
145	000:02:24	62704	4,989.83
146	000:02:25	63149	5,025.24
147	000:02:26	63508	5,053.81
148	000:02:27	63860	5,081.82
149	000:02:28	64138	5,103.94
150	000:02:29	64341	5,120.09
151	000:02:30	64386	5,123.68
152	000:02:31	64198	5,108.71
153	000:02:32	63706	5,069.56
154	000:02:33	62459	4,970.33

HM Data Download - Concrete Test Results

READ #	TIME	LOAD	STRESS (PSI)
155	000:02:33	34860	2,774.07

Concrete Test

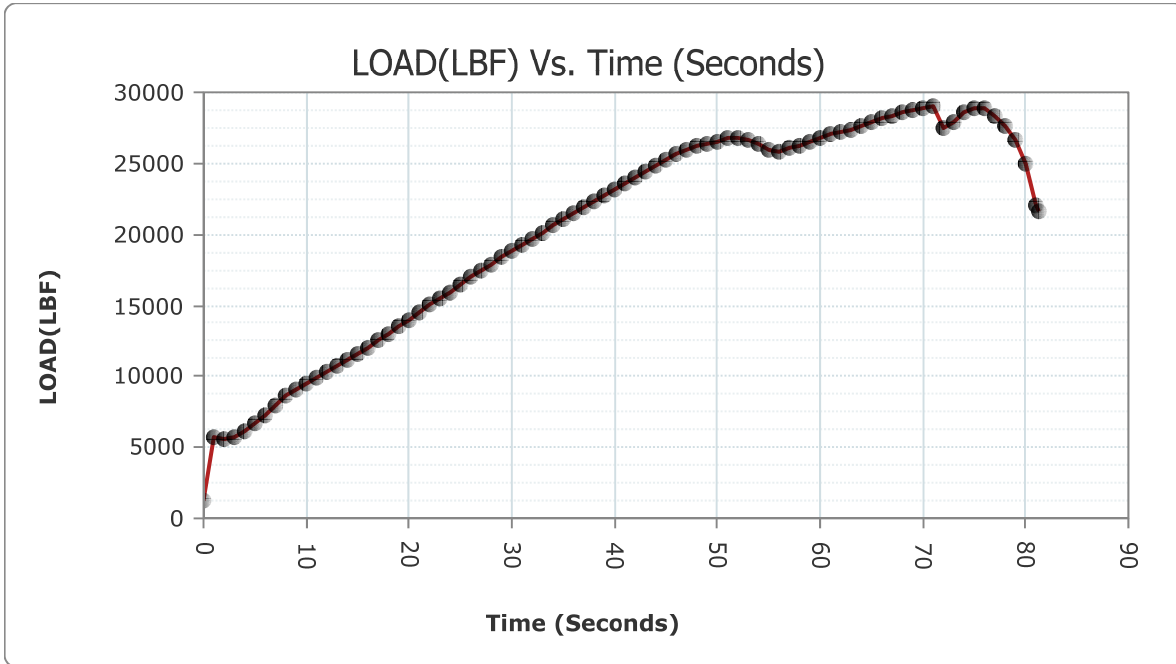
Sample Identification: B25_3

Machine ID: 6a127

Test Type: ASTM C39

5/15/2020

TYPE	PEAK VALUES	UNITS
LOAD	29126	LBF
Diameter	4.00	IN
Length	8.00	IN
Cross-Sectional Area	12.57	IN ²
Sample Age	0.0	day(s)
Corrected Stress	2317.75	PSI
Average Pace Rate	266.94	LBF
Fracture Type	Type 3	
Correction Factor	1.000	
Temperature @ START	85.2	°F
Temperature @ FINISH	85.6	°F



READ #	TIME	LOAD	STRESS (PSI)
1	000:00:00	1317	104.80
2	000:00:01	5741	456.85

HM Data Download - Concrete Test Results

READ #	TIME	LOAD	STRESS (PSI)
3	000:00:02	5558	442.29
4	000:00:03	5783	460.20
5	000:00:04	6197	493.14
6	000:00:05	6682	531.74
7	000:00:06	7309	581.63
8	000:00:07	7964	633.76
9	000:00:08	8632	686.91
10	000:00:09	9116	725.43
11	000:00:10	9511	756.86
12	000:00:11	9914	788.93
13	000:00:12	10280	818.06
14	000:00:13	10695	851.08
15	000:00:14	11127	885.46
16	000:00:15	11597	922.86
17	000:00:16	12048	958.75
18	000:00:17	12542	998.06
19	000:00:18	13034	1,037.21
20	000:00:19	13510	1,075.09
21	000:00:20	13968	1,111.54
22	000:00:21	14486	1,152.76
23	000:00:22	15005	1,194.06
24	000:00:23	15518	1,234.88
25	000:00:24	15974	1,271.17
26	000:00:25	16475	1,311.04
27	000:00:26	16968	1,350.27
28	000:00:27	17449	1,388.55
29	000:00:28	17878	1,422.69
30	000:00:29	18349	1,460.17
31	000:00:30	18817	1,497.41
32	000:00:31	19283	1,534.49
33	000:00:32	19693	1,567.12
34	000:00:33	20148	1,603.33
35	000:00:34	20602	1,639.46
36	000:00:35	21052	1,675.26
37	000:00:36	21480	1,709.32
38	000:00:37	21853	1,739.01
39	000:00:38	22265	1,771.79
40	000:00:39	22691	1,805.69

HM Data Download - Concrete Test Results

READ #	TIME	LOAD	STRESS (PSI)
41	000:00:40	23139	1,841.34
42	000:00:41	23547	1,873.81
43	000:00:42	23997	1,909.62
44	000:00:43	24434	1,944.40
45	000:00:44	24862	1,978.46
46	000:00:45	25243	2,008.77
47	000:00:46	25658	2,041.80
48	000:00:47	26000	2,069.01
49	000:00:48	26237	2,087.87
50	000:00:49	26434	2,103.55
51	000:00:50	26575	2,114.77
52	000:00:51	26764	2,129.81
53	000:00:52	26836	2,135.54
54	000:00:53	26590	2,115.97
55	000:00:54	26318	2,094.32
56	000:00:55	25913	2,062.09
57	000:00:56	25833	2,055.72
58	000:00:57	26025	2,071.00
59	000:00:58	26288	2,091.93
60	000:00:59	26556	2,113.26
61	000:01:00	26815	2,133.87
62	000:01:01	27046	2,152.25
63	000:01:02	27223	2,166.34
64	000:01:03	27391	2,179.71
65	000:01:04	27633	2,198.96
66	000:01:05	27880	2,218.62
67	000:01:06	28149	2,240.03
68	000:01:07	28367	2,257.37
69	000:01:08	28558	2,272.57
70	000:01:09	28736	2,286.74
71	000:01:10	28903	2,300.03
72	000:01:11	29059	2,312.44
73	000:01:12	27462	2,185.36
74	000:01:13	27973	2,226.02
75	000:01:14	28634	2,278.62
76	000:01:15	28944	2,303.29
77	000:01:16	28830	2,294.22
78	000:01:17	28395	2,259.60

HM Data Download - Concrete Test Results

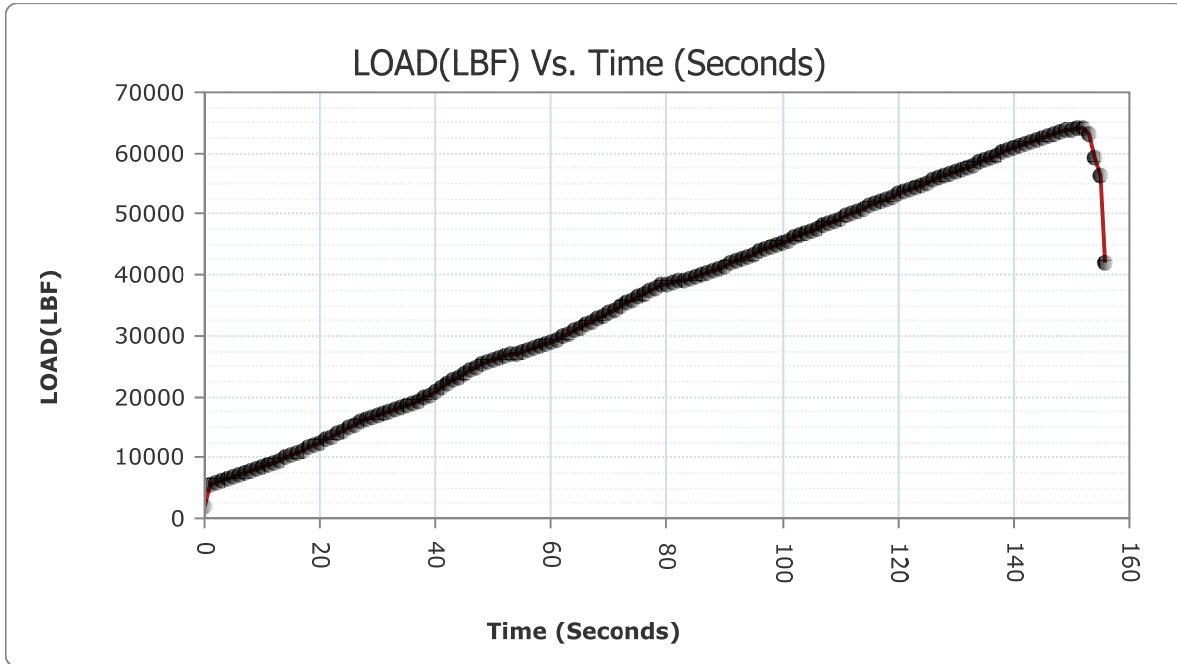
READ #	TIME	LOAD	STRESS (PSI)
79	000:01:18	27580	2,194.75
80	000:01:19	26638	2,119.78
81	000:01:20	24963	1,986.49
82	000:01:21	22093	1,758.11
83	000:01:21	21659	1,723.57

Concrete Test

Sample Identification: B3_1
 Machine ID: 6a127

Test Type: ASTM C39
 5/15/2020

TYPE	PEAK VALUES	UNITS
LOAD	64133	LBF
Diameter	4.00	IN
Length	8.00	IN
Cross-Sectional Area	12.57	IN ²
Sample Age	0.0	day(s)
Corrected Stress	5103.55	PSI
Average Pace Rate	380.11	LBF
Fracture Type	Type 1	
Correction Factor	1.000	
Temperature @ START	83.5	°F
Temperature @ FINISH	83.3	°F



READ #	TIME	LOAD	STRESS (PSI)
1	000:00:00	1989	158.28
2	000:00:01	5381	428.21

HM Data Download - Concrete Test Results

READ #	TIME	LOAD	STRESS (PSI)
3	000:00:02	5847	465.29
4	000:00:03	6314	502.45
5	000:00:04	6652	529.35
6	000:00:05	6947	552.82
7	000:00:06	7273	578.77
8	000:00:07	7603	605.03
9	000:00:08	7929	630.97
10	000:00:09	8229	654.84
11	000:00:10	8568	681.82
12	000:00:11	8910	709.04
13	000:00:12	9263	737.13
14	000:00:13	9585	762.75
15	000:00:14	9953	792.03
16	000:00:15	10327	821.80
17	000:00:16	10722	853.23
18	000:00:17	11115	884.50
19	000:00:18	11561	920.00
20	000:00:19	12018	956.36
21	000:00:20	12493	994.16
22	000:00:21	12925	1,028.54
23	000:00:22	13419	1,067.85
24	000:00:23	13922	1,107.88
25	000:00:24	14404	1,146.23
26	000:00:25	14898	1,185.55
27	000:00:26	15366	1,222.79
28	000:00:27	15844	1,260.83
29	000:00:28	16234	1,291.86
30	000:00:29	16595	1,320.59
31	000:00:30	16891	1,344.14
32	000:00:31	17205	1,369.13
33	000:00:32	17494	1,392.13
34	000:00:33	17816	1,417.75
35	000:00:34	18178	1,446.56
36	000:00:35	18556	1,476.64
37	000:00:36	18953	1,508.23
38	000:00:37	19352	1,539.98
39	000:00:38	19833	1,578.26
40	000:00:39	20343	1,618.84

HM Data Download - Concrete Test Results

READ #	TIME	LOAD	STRESS (PSI)
41	000:00:40	20857	1,659.75
42	000:00:41	21372	1,700.73
43	000:00:42	21981	1,749.19
44	000:00:43	22635	1,801.24
45	000:00:44	23274	1,852.09
46	000:00:45	23780	1,892.35
47	000:00:46	24282	1,932.30
48	000:00:47	24792	1,972.88
49	000:00:48	25241	2,008.61
50	000:00:49	25646	2,040.84
51	000:00:50	26052	2,073.15
52	000:00:51	26307	2,093.44
53	000:00:52	26606	2,117.24
54	000:00:53	26868	2,138.09
55	000:00:54	27159	2,161.24
56	000:00:55	27453	2,184.64
57	000:00:56	27750	2,208.27
58	000:00:57	28032	2,230.72
59	000:00:58	28376	2,258.09
60	000:00:59	28720	2,285.47
61	000:01:00	29068	2,313.16
62	000:01:01	29396	2,339.26
63	000:01:02	29826	2,373.48
64	000:01:03	30264	2,408.33
65	000:01:04	30775	2,449.00
66	000:01:05	31243	2,486.24
67	000:01:06	31760	2,527.38
68	000:01:07	32279	2,568.68
69	000:01:08	32801	2,610.22
70	000:01:09	33274	2,647.86
71	000:01:10	33796	2,689.40
72	000:01:11	34323	2,731.34
73	000:01:12	34853	2,773.51
74	000:01:13	35329	2,811.39
75	000:01:14	35862	2,853.81
76	000:01:15	36395	2,896.22
77	000:01:16	36926	2,938.48
78	000:01:17	37409	2,976.91

HM Data Download - Concrete Test Results

READ #	TIME	LOAD	STRESS (PSI)
79	000:01:18	37902	3,016.15
80	000:01:19	38263	3,044.87
81	000:01:20	38560	3,068.51
82	000:01:21	38762	3,084.58
83	000:01:22	38994	3,103.04
84	000:01:23	39223	3,121.27
85	000:01:24	39487	3,142.28
86	000:01:25	39743	3,162.65
87	000:01:26	40026	3,185.17
88	000:01:27	40301	3,207.05
89	000:01:28	40657	3,235.38
90	000:01:29	40999	3,262.60
91	000:01:30	41426	3,296.58
92	000:01:31	41851	3,330.40
93	000:01:32	42277	3,364.30
94	000:01:33	42659	3,394.70
95	000:01:34	43081	3,428.28
96	000:01:35	43459	3,458.36
97	000:01:36	43823	3,487.32
98	000:01:37	44171	3,515.02
99	000:01:38	44559	3,545.89
100	000:01:39	44948	3,576.85
101	000:01:40	45337	3,607.80
102	000:01:41	45685	3,635.50
103	000:01:42	46070	3,666.13
104	000:01:43	46482	3,698.92
105	000:01:44	46896	3,731.86
106	000:01:45	47273	3,761.87
107	000:01:46	47689	3,794.97
108	000:01:47	48103	3,827.92
109	000:01:48	48514	3,860.62
110	000:01:49	48885	3,890.14
111	000:01:50	49295	3,922.77
112	000:01:51	49703	3,955.24
113	000:01:52	50112	3,987.79
114	000:01:53	50478	4,016.91
115	000:01:54	50886	4,049.38
116	000:01:55	51291	4,081.61

HM Data Download - Concrete Test Results

READ #	TIME	LOAD	STRESS (PSI)
117	000:01:56	51696	4,113.84
118	000:01:57	52056	4,142.48
119	000:01:58	52457	4,174.40
120	000:01:59	52856	4,206.15
121	000:02:00	53252	4,237.66
122	000:02:01	53608	4,265.99
123	000:02:02	54003	4,297.42
124	000:02:03	54392	4,328.38
125	000:02:04	54782	4,359.41
126	000:02:05	55131	4,387.19
127	000:02:06	55514	4,417.66
128	000:02:07	55897	4,448.14
129	000:02:08	56273	4,478.06
130	000:02:09	56617	4,505.44
131	000:02:10	56987	4,534.88
132	000:02:11	57360	4,564.56
133	000:02:12	57728	4,593.85
134	000:02:13	58054	4,619.79
135	000:02:14	58471	4,652.97
136	000:02:15	58896	4,686.79
137	000:02:16	59316	4,720.22
138	000:02:17	59683	4,749.42
139	000:02:18	60084	4,781.33
140	000:02:19	60480	4,812.85
141	000:02:20	60864	4,843.40
142	000:02:21	61202	4,870.30
143	000:02:22	61569	4,899.51
144	000:02:23	61924	4,927.76
145	000:02:24	62275	4,955.69
146	000:02:25	62579	4,979.88
147	000:02:26	62896	5,005.10
148	000:02:27	63191	5,028.58
149	000:02:28	63467	5,050.54
150	000:02:29	63687	5,068.05
151	000:02:30	63892	5,084.36
152	000:02:31	64069	5,098.45
153	000:02:32	64089	5,100.04
154	000:02:33	63119	5,022.85

HM Data Download - Concrete Test Results

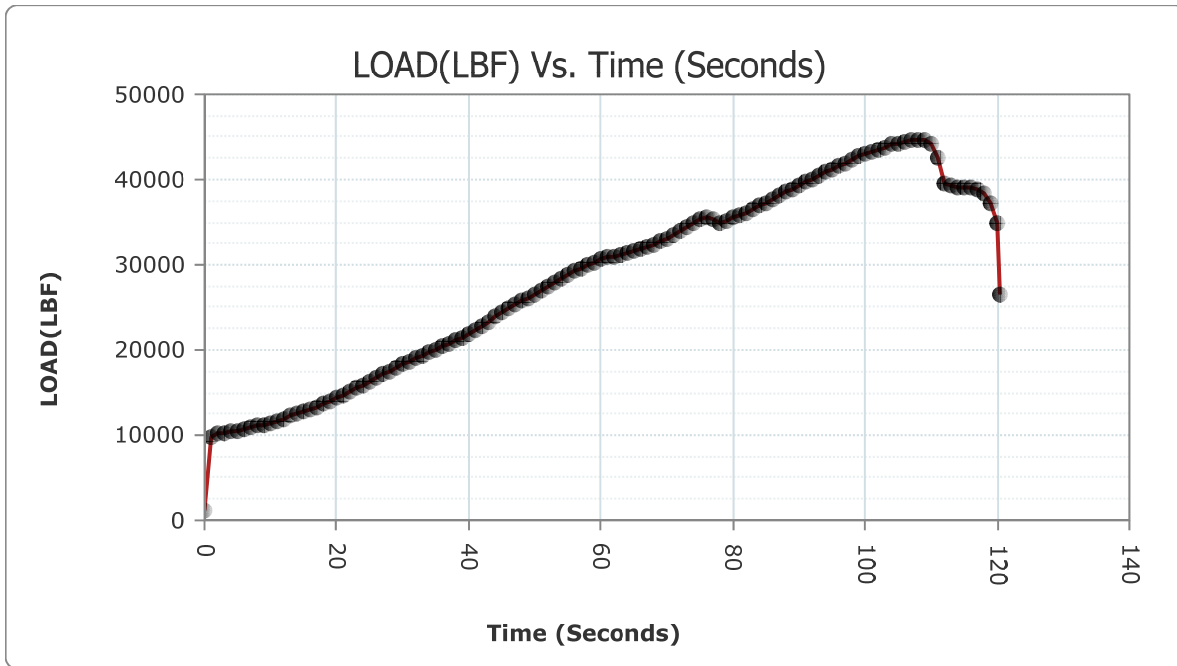
READ #	TIME	LOAD	STRESS (PSI)
155	000:02:34	59394	4,726.42
156	000:02:35	56360	4,484.99
157	000:02:35	42142	3,353.55

Concrete Test

Sample Identification: B3_2
 Machine ID: 6a127

Test Type: ASTM C39
 5/15/2020

TYPE	PEAK VALUES	UNITS
LOAD	44730	LBF
Diameter	4.00	IN
Length	8.00	IN
Cross-Sectional Area	12.57	IN ²
Sample Age	0.0	day(s)
Corrected Stress	3559.46	PSI
Average Pace Rate	338.69	LBF
Fracture Type	Type 1	
Correction Factor	1.000	
Temperature @ START	83.3	°F
Temperature @ FINISH	83.4	°F



READ #	TIME	LOAD	STRESS (PSI)
1	000:00:00	1051	83.64
2	000:00:01	9709	772.62

HM Data Download - Concrete Test Results

READ #	TIME	LOAD	STRESS (PSI)
3	000:00:02	10141	807.00
4	000:00:03	10237	814.63
5	000:00:04	10376	825.70
6	000:00:05	10526	837.63
7	000:00:06	10697	851.24
8	000:00:07	10882	865.96
9	000:00:08	11070	880.92
10	000:00:09	11247	895.01
11	000:00:10	11447	910.92
12	000:00:11	11644	926.60
13	000:00:12	11947	950.71
14	000:00:13	12213	971.88
15	000:00:14	12519	996.23
16	000:00:15	12809	1,019.31
17	000:00:16	13070	1,040.08
18	000:00:17	13365	1,063.55
19	000:00:18	13716	1,091.48
20	000:00:19	14062	1,119.02
21	000:00:20	14379	1,144.24
22	000:00:21	14743	1,173.21
23	000:00:22	15126	1,203.69
24	000:00:23	15526	1,235.52
25	000:00:24	15895	1,264.88
26	000:00:25	16290	1,296.32
27	000:00:26	16684	1,327.67
28	000:00:27	17096	1,360.46
29	000:00:28	17523	1,394.44
30	000:00:29	17897	1,424.20
31	000:00:30	18277	1,454.44
32	000:00:31	18643	1,483.56
33	000:00:32	19013	1,513.01
34	000:00:33	19355	1,540.22
35	000:00:34	19736	1,570.54
36	000:00:35	20059	1,596.24
37	000:00:36	20399	1,623.30
38	000:00:37	20712	1,648.21
39	000:00:38	21087	1,678.05
40	000:00:39	21495	1,710.52

HM Data Download - Concrete Test Results

READ #	TIME	LOAD	STRESS (PSI)
41	000:00:40	21924	1,744.66
42	000:00:41	22312	1,775.53
43	000:00:42	22796	1,814.05
44	000:00:43	23316	1,855.43
45	000:00:44	23843	1,897.37
46	000:00:45	24329	1,936.04
47	000:00:46	24861	1,978.38
48	000:00:47	25320	2,014.90
49	000:00:48	25728	2,047.37
50	000:00:49	26084	2,075.70
51	000:00:50	26520	2,110.39
52	000:00:51	26990	2,147.80
53	000:00:52	27477	2,186.55
54	000:00:53	27930	2,222.60
55	000:00:54	28424	2,261.91
56	000:00:55	28910	2,300.58
57	000:00:56	29307	2,332.18
58	000:00:57	29640	2,358.68
59	000:00:58	29993	2,386.77
60	000:00:59	30336	2,414.06
61	000:01:00	30640	2,438.25
62	000:01:01	30824	2,452.90
63	000:01:02	31014	2,468.02
64	000:01:03	31217	2,484.17
65	000:01:04	31475	2,504.70
66	000:01:05	31742	2,525.95
67	000:01:06	31946	2,542.18
68	000:01:07	32050	2,550.46
69	000:01:08	32342	2,573.69
70	000:01:09	32693	2,601.63
71	000:01:10	33131	2,636.48
72	000:01:11	33586	2,672.69
73	000:01:12	34035	2,708.42
74	000:01:13	34425	2,739.45
75	000:01:14	34864	2,774.39
76	000:01:15	35251	2,805.19
77	000:01:16	35608	2,833.59
78	000:01:17	35437	2,819.99

HM Data Download - Concrete Test Results

READ #	TIME	LOAD	STRESS (PSI)
79	000:01:18	34872	2,775.03
80	000:01:19	35165	2,798.34
81	000:01:20	35491	2,824.28
82	000:01:21	35751	2,844.97
83	000:01:22	36133	2,875.37
84	000:01:23	36505	2,904.98
85	000:01:24	36924	2,938.32
86	000:01:25	37293	2,967.68
87	000:01:26	37702	3,000.23
88	000:01:27	38123	3,033.73
89	000:01:28	38537	3,066.68
90	000:01:29	38900	3,095.56
91	000:01:30	39304	3,127.71
92	000:01:31	39707	3,159.78
93	000:01:32	40099	3,190.98
94	000:01:33	40442	3,218.27
95	000:01:34	40820	3,248.35
96	000:01:35	41200	3,278.59
97	000:01:36	41583	3,309.07
98	000:01:37	41932	3,336.84
99	000:01:38	42312	3,367.08
100	000:01:39	42676	3,396.05
101	000:01:40	43017	3,423.18
102	000:01:41	43265	3,442.92
103	000:01:42	43534	3,464.33
104	000:01:43	43781	3,483.98
105	000:01:44	44083	3,508.01
106	000:01:45	44299	3,525.20
107	000:01:46	44496	3,540.88
108	000:01:47	44665	3,554.33
109	000:01:48	44713	3,558.15
110	000:01:49	44595	3,548.76
111	000:01:50	44222	3,519.07
112	000:01:51	42608	3,390.64
113	000:01:52	39651	3,155.33
114	000:01:53	39319	3,128.91
115	000:01:54	39143	3,114.90
116	000:01:55	39051	3,107.58

HM Data Download - Concrete Test Results

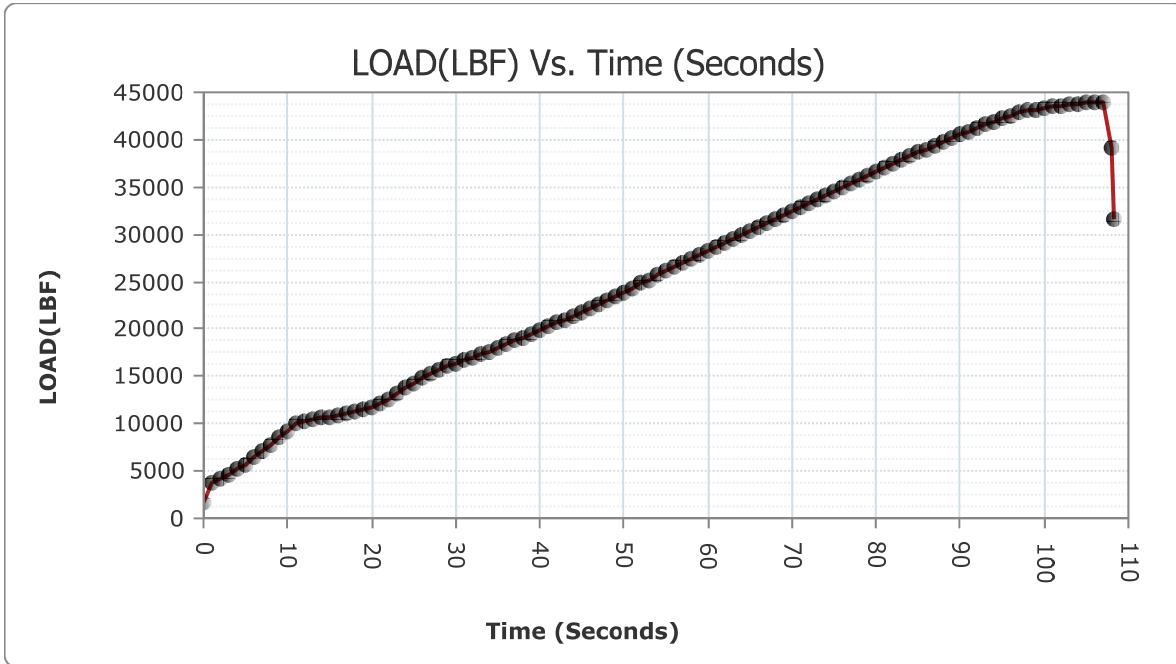
READ #	TIME	LOAD	STRESS (PSI)
117	000:01:56	38957	3,100.10
118	000:01:57	38824	3,089.52
119	000:01:58	38455	3,060.15
120	000:01:59	37253	2,964.50
121	000:02:00	34933	2,779.88
122	000:02:00	26558	2,113.42

Concrete Test

Sample Identification: B3_3
 Machine ID: 6a127

Test Type: ASTM C39
 5/15/2020

TYPE	PEAK VALUES	UNITS
LOAD	43894	LBF
Diameter	4.00	IN
Length	8.00	IN
Cross-Sectional Area	12.57	IN ²
Sample Age	0.0	day(s)
Corrected Stress	3492.94	PSI
Average Pace Rate	367.70	LBF
Fracture Type	Type 1	
Correction Factor	1.000	
Temperature @ START	83.4	°F
Temperature @ FINISH	83.2	°F



READ #	TIME	LOAD	STRESS (PSI)
1	000:00:00	1684	134.01
2	000:00:01	3727	296.59

HM Data Download - Concrete Test Results

READ #	TIME	LOAD	STRESS (PSI)
3	000:00:02	4143	329.69
4	000:00:03	4646	369.72
5	000:00:04	5202	413.96
6	000:00:05	5748	457.41
7	000:00:06	6403	509.53
8	000:00:07	7107	565.56
9	000:00:08	7841	623.97
10	000:00:09	8516	677.68
11	000:00:10	9305	740.47
12	000:00:11	9970	793.39
13	000:00:12	10227	813.84
14	000:00:13	10442	830.95
15	000:00:14	10592	842.88
16	000:00:15	10743	854.90
17	000:00:16	10901	867.47
18	000:00:17	11047	879.09
19	000:00:18	11206	891.75
20	000:00:19	11445	910.76
21	000:00:20	11786	937.90
22	000:00:21	12122	964.64
23	000:00:22	12587	1,001.64
24	000:00:23	13139	1,045.57
25	000:00:24	13730	1,092.60
26	000:00:25	14265	1,135.17
27	000:00:26	14828	1,179.97
28	000:00:27	15326	1,219.60
29	000:00:28	15759	1,254.06
30	000:00:29	16113	1,282.23
31	000:00:30	16407	1,305.63
32	000:00:31	16716	1,330.22
33	000:00:32	17034	1,355.52
34	000:00:33	17356	1,381.15
35	000:00:34	17652	1,404.70
36	000:00:35	17981	1,430.88
37	000:00:36	18346	1,459.93
38	000:00:37	18735	1,490.88
39	000:00:38	19088	1,518.97
40	000:00:39	19480	1,550.17

HM Data Download - Concrete Test Results

READ #	TIME	LOAD	STRESS (PSI)
41	000:00:40	19879	1,581.92
42	000:00:41	20271	1,613.11
43	000:00:42	20628	1,641.52
44	000:00:43	21030	1,673.51
45	000:00:44	21435	1,705.74
46	000:00:45	21797	1,734.55
47	000:00:46	22227	1,768.77
48	000:00:47	22664	1,803.54
49	000:00:48	23098	1,838.08
50	000:00:49	23495	1,869.67
51	000:00:50	23933	1,904.53
52	000:00:51	24371	1,939.38
53	000:00:52	24813	1,974.56
54	000:00:53	25208	2,005.99
55	000:00:54	25645	2,040.76
56	000:00:55	26087	2,075.94
57	000:00:56	26528	2,111.03
58	000:00:57	26921	2,142.31
59	000:00:58	27362	2,177.40
60	000:00:59	27799	2,212.17
61	000:01:00	28241	2,247.35
62	000:01:01	28635	2,278.70
63	000:01:02	29073	2,313.56
64	000:01:03	29508	2,348.17
65	000:01:04	29950	2,383.35
66	000:01:05	30345	2,414.78
67	000:01:06	30779	2,449.31
68	000:01:07	31214	2,483.93
69	000:01:08	31648	2,518.47
70	000:01:09	32039	2,549.58
71	000:01:10	32474	2,584.20
72	000:01:11	32905	2,618.50
73	000:01:12	33337	2,652.87
74	000:01:13	33726	2,683.83
75	000:01:14	34154	2,717.89
76	000:01:15	34579	2,751.71
77	000:01:16	35003	2,785.45
78	000:01:17	35424	2,818.95

HM Data Download - Concrete Test Results

READ #	TIME	LOAD	STRESS (PSI)
79	000:01:18	35805	2,849.27
80	000:01:19	36224	2,882.61
81	000:01:20	36639	2,915.64
82	000:01:21	37056	2,948.82
83	000:01:22	37425	2,978.19
84	000:01:23	37833	3,010.65
85	000:01:24	38241	3,043.12
86	000:01:25	38642	3,075.03
87	000:01:26	39000	3,103.52
88	000:01:27	39400	3,135.35
89	000:01:28	39788	3,166.23
90	000:01:29	40179	3,197.34
91	000:01:30	40521	3,224.56
92	000:01:31	40897	3,254.48
93	000:01:32	41259	3,283.29
94	000:01:33	41615	3,311.62
95	000:01:34	41932	3,336.84
96	000:01:35	42264	3,363.26
97	000:01:36	42564	3,387.14
98	000:01:37	42812	3,406.87
99	000:01:38	43012	3,422.79
100	000:01:39	43208	3,438.38
101	000:01:40	43379	3,451.99
102	000:01:41	43520	3,463.21
103	000:01:42	43629	3,471.89
104	000:01:43	43724	3,479.45
105	000:01:44	43805	3,485.89
106	000:01:45	43859	3,490.19
107	000:01:46	43891	3,492.73
108	000:01:47	43877	3,491.62
109	000:01:48	39200	3,119.44
110	000:01:48	31679	2,520.93

Concrete Test

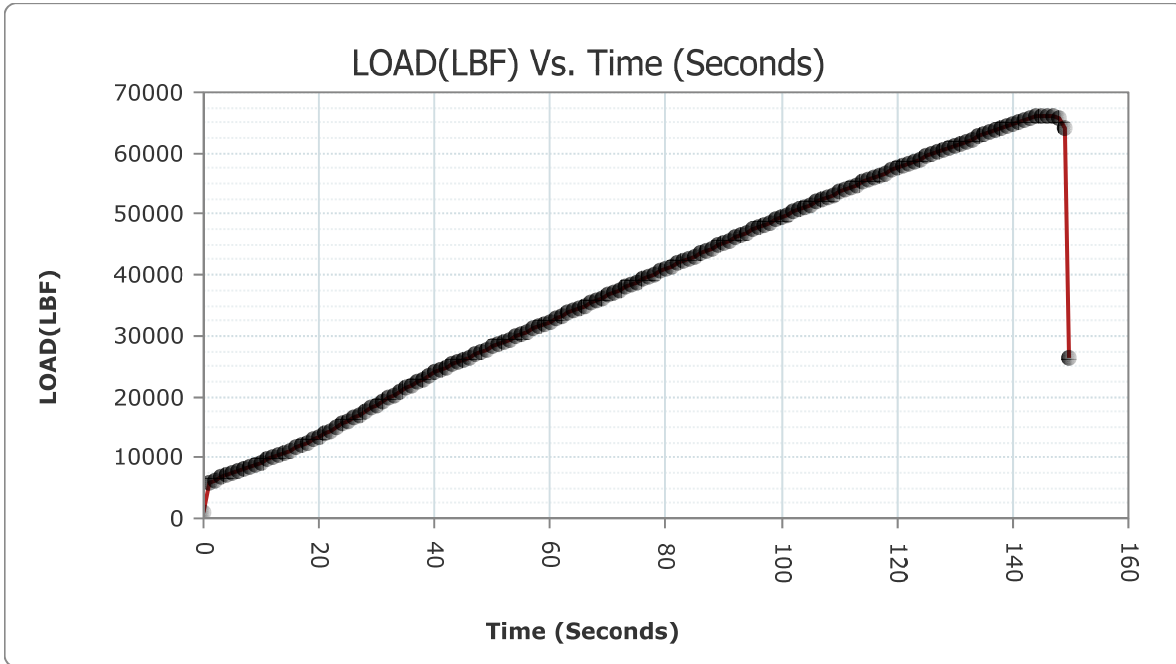
Sample Identification: B35_1

Machine ID: 6a127

Test Type: ASTM C39

5/15/2020

TYPE	PEAK VALUES	UNITS
LOAD	66239	LBF
Diameter	4.00	IN
Length	8.00	IN
Cross-Sectional Area	12.57	IN ²
Sample Age	0.0	day(s)
Corrected Stress	5271.16	PSI
Average Pace Rate	396.94	LBF
Fracture Type	Type 1	
Correction Factor	1.000	
Temperature @ START	82.7	°F
Temperature @ FINISH	82.6	°F



READ #	TIME	LOAD	STRESS (PSI)
1	000:00:00	1070	85.15
2	000:00:01	5934	472.21

HM Data Download - Concrete Test Results

READ #	TIME	LOAD	STRESS (PSI)
3	000:00:02	6188	492.43
4	000:00:03	6730	535.56
5	000:00:04	7143	568.42
6	000:00:05	7471	594.52
7	000:00:06	7822	622.45
8	000:00:07	8175	650.55
9	000:00:08	8534	679.11
10	000:00:09	8862	705.22
11	000:00:10	9238	735.14
12	000:00:11	9623	765.77
13	000:00:12	10018	797.21
14	000:00:13	10383	826.25
15	000:00:14	10801	859.52
16	000:00:15	11228	893.50
17	000:00:16	11666	928.35
18	000:00:17	12067	960.26
19	000:00:18	12528	996.95
20	000:00:19	13001	1,034.59
21	000:00:20	13484	1,073.02
22	000:00:21	13932	1,108.67
23	000:00:22	14438	1,148.94
24	000:00:23	14957	1,190.24
25	000:00:24	15477	1,231.62
26	000:00:25	15959	1,269.98
27	000:00:26	16510	1,313.82
28	000:00:27	17067	1,358.15
29	000:00:28	17632	1,403.11
30	000:00:29	18142	1,443.69
31	000:00:30	18689	1,487.22
32	000:00:31	19243	1,531.31
33	000:00:32	19781	1,574.12
34	000:00:33	20262	1,612.40
35	000:00:34	20804	1,655.53
36	000:00:35	21352	1,699.14
37	000:00:36	21903	1,742.99
38	000:00:37	22403	1,782.77
39	000:00:38	22936	1,825.19
40	000:00:39	23437	1,865.06

HM Data Download - Concrete Test Results

READ #	TIME	LOAD	STRESS (PSI)
41	000:00:40	23942	1,905.24
42	000:00:41	24399	1,941.61
43	000:00:42	24886	1,980.36
44	000:00:43	25311	2,014.19
45	000:00:44	25731	2,047.61
46	000:00:45	26109	2,077.69
47	000:00:46	26531	2,111.27
48	000:00:47	26954	2,144.93
49	000:00:48	27377	2,178.59
50	000:00:49	27762	2,209.23
51	000:00:50	28187	2,243.05
52	000:00:51	28625	2,277.91
53	000:00:52	29020	2,309.34
54	000:00:53	29450	2,343.56
55	000:00:54	29878	2,377.62
56	000:00:55	30310	2,411.99
57	000:00:56	30699	2,442.95
58	000:00:57	31134	2,477.56
59	000:00:58	31571	2,512.34
60	000:00:59	32004	2,546.80
61	000:01:00	32395	2,577.91
62	000:01:01	32831	2,612.61
63	000:01:02	33269	2,647.46
64	000:01:03	33708	2,682.40
65	000:01:04	34100	2,713.59
66	000:01:05	34539	2,748.53
67	000:01:06	34979	2,783.54
68	000:01:07	35419	2,818.55
69	000:01:08	35818	2,850.31
70	000:01:09	36257	2,885.24
71	000:01:10	36697	2,920.25
72	000:01:11	37136	2,955.19
73	000:01:12	37533	2,986.78
74	000:01:13	37975	3,021.95
75	000:01:14	38417	3,057.13
76	000:01:15	38855	3,091.98
77	000:01:16	39253	3,123.65
78	000:01:17	39695	3,158.83

HM Data Download - Concrete Test Results

READ #	TIME	LOAD	STRESS (PSI)
79	000:01:18	40138	3,194.08
80	000:01:19	40578	3,229.09
81	000:01:20	40975	3,260.69
82	000:01:21	41417	3,295.86
83	000:01:22	41856	3,330.79
84	000:01:23	42295	3,365.73
85	000:01:24	42690	3,397.16
86	000:01:25	43131	3,432.26
87	000:01:26	43567	3,466.95
88	000:01:27	44009	3,502.13
89	000:01:28	44404	3,533.56
90	000:01:29	44842	3,568.41
91	000:01:30	45280	3,603.27
92	000:01:31	45715	3,637.88
93	000:01:32	46109	3,669.24
94	000:01:33	46542	3,703.69
95	000:01:34	46977	3,738.31
96	000:01:35	47413	3,773.01
97	000:01:36	47801	3,803.88
98	000:01:37	48238	3,838.66
99	000:01:38	48669	3,872.96
100	000:01:39	49096	3,906.94
101	000:01:40	49480	3,937.49
102	000:01:41	49912	3,971.87
103	000:01:42	50339	4,005.85
104	000:01:43	50762	4,039.51
105	000:01:44	51146	4,070.07
106	000:01:45	51568	4,103.65
107	000:01:46	51990	4,137.23
108	000:01:47	52412	4,170.81
109	000:01:48	52788	4,200.74
110	000:01:49	53204	4,233.84
111	000:01:50	53623	4,267.18
112	000:01:51	54038	4,300.21
113	000:01:52	54419	4,330.53
114	000:01:53	54830	4,363.23
115	000:01:54	55239	4,395.78
116	000:01:55	55603	4,424.75

HM Data Download - Concrete Test Results

READ #	TIME	LOAD	STRESS (PSI)
117	000:01:56	56009	4,457.05
118	000:01:57	56412	4,489.12
119	000:01:58	56811	4,520.88
120	000:01:59	57167	4,549.21
121	000:02:00	57561	4,580.56
122	000:02:01	57951	4,611.59
123	000:02:02	58339	4,642.47
124	000:02:03	58690	4,670.40
125	000:02:04	59073	4,700.88
126	000:02:05	59456	4,731.36
127	000:02:06	59831	4,761.20
128	000:02:07	60168	4,788.02
129	000:02:08	60537	4,817.38
130	000:02:09	60907	4,846.83
131	000:02:10	61273	4,875.95
132	000:02:11	61595	4,901.57
133	000:02:12	61955	4,930.22
134	000:02:13	62331	4,960.14
135	000:02:14	62702	4,989.67
136	000:02:15	63044	5,016.88
137	000:02:16	63436	5,048.08
138	000:02:17	63819	5,078.55
139	000:02:18	64186	5,107.76
140	000:02:19	64518	5,134.18
141	000:02:20	64867	5,161.95
142	000:02:21	65205	5,188.85
143	000:02:22	65520	5,213.92
144	000:02:23	65801	5,236.28
145	000:02:24	66007	5,252.67
146	000:02:25	66174	5,265.96
147	000:02:26	66239	5,271.13
148	000:02:27	66148	5,263.89
149	000:02:28	65704	5,228.56
150	000:02:29	64231	5,111.34
151	000:02:29	26274	2,090.82

Concrete Test

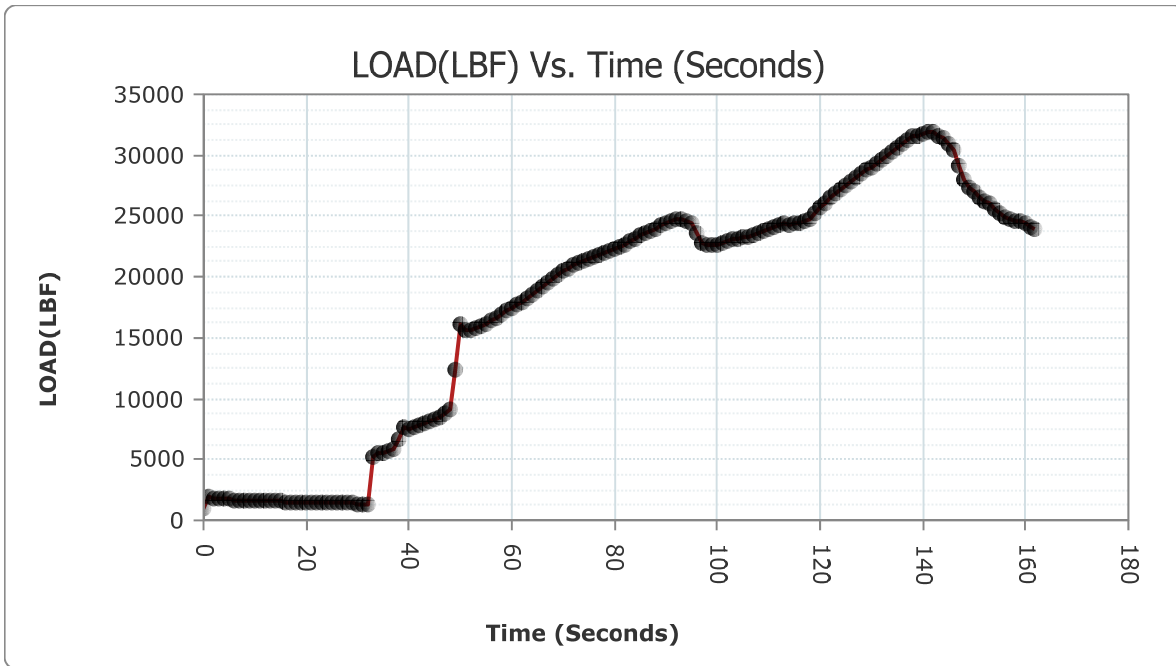
Sample Identification: B35_2

Machine ID: 6a127

Test Type: ASTM C39

5/15/2020

TYPE	PEAK VALUES	UNITS
LOAD	31908	LBF
Diameter	4.00	IN
Length	8.00	IN
Cross-Sectional Area	12.57	IN ²
Sample Age	0.0	day(s)
Corrected Stress	2539.19	PSI
Average Pace Rate	212.54	LBF
Fracture Type	Type 1	
Correction Factor	1.000	
Temperature @ START	82.8	°F
Temperature @ FINISH	82.6	°F



READ #	TIME	LOAD	STRESS (PSI)
1	000:00:00	1026	81.65
2	000:00:01	1943	154.62

HM Data Download - Concrete Test Results

READ #	TIME	LOAD	STRESS (PSI)
3	000:00:02	1849	147.14
4	000:00:03	1797	143.00
5	000:00:04	1763	140.30
6	000:00:05	1734	137.99
7	000:00:06	1709	136.00
8	000:00:07	1687	134.25
9	000:00:08	1668	132.74
10	000:00:09	1649	131.22
11	000:00:10	1632	129.87
12	000:00:11	1614	128.44
13	000:00:12	1598	127.16
14	000:00:13	1583	125.97
15	000:00:14	1567	124.70
16	000:00:15	1555	123.74
17	000:00:16	1540	122.55
18	000:00:17	1526	121.44
19	000:00:18	1514	120.48
20	000:00:19	1501	119.45
21	000:00:20	1488	118.41
22	000:00:21	1478	117.62
23	000:00:22	1467	116.74
24	000:00:23	1457	115.94
25	000:00:24	1447	115.15
26	000:00:25	1434	114.11
27	000:00:26	1423	113.24
28	000:00:27	1411	112.28
29	000:00:28	1401	111.49
30	000:00:29	1392	110.77
31	000:00:30	1380	109.82
32	000:00:31	1370	109.02
33	000:00:32	1364	108.54
34	000:00:33	5139	408.95
35	000:00:34	5513	438.71
36	000:00:35	5603	445.87
37	000:00:36	5741	456.85
38	000:00:37	5907	470.06
39	000:00:38	6629	527.52
40	000:00:39	7636	607.65

HM Data Download - Concrete Test Results

READ #	TIME	LOAD	STRESS (PSI)
41	000:00:40	7447	592.61
42	000:00:41	7573	602.64
43	000:00:42	7754	617.04
44	000:00:43	7943	632.08
45	000:00:44	8133	647.20
46	000:00:45	8312	661.45
47	000:00:46	8530	678.80
48	000:00:47	8792	699.65
49	000:00:48	9176	730.20
50	000:00:49	12301	978.88
51	000:00:50	16065	1,278.41
52	000:00:51	15555	1,237.83
53	000:00:52	15601	1,241.49
54	000:00:53	15741	1,252.63
55	000:00:54	15941	1,268.54
56	000:00:55	16175	1,287.17
57	000:00:56	16426	1,307.14
58	000:00:57	16658	1,325.60
59	000:00:58	16920	1,346.45
60	000:00:59	17186	1,367.62
61	000:01:00	17451	1,388.71
62	000:01:01	17685	1,407.33
63	000:01:02	17954	1,428.73
64	000:01:03	18266	1,453.56
65	000:01:04	18603	1,480.38
66	000:01:05	18895	1,503.62
67	000:01:06	19249	1,531.79
68	000:01:07	19600	1,559.72
69	000:01:08	19917	1,584.94
70	000:01:09	20214	1,608.58
71	000:01:10	20497	1,631.10
72	000:01:11	20739	1,650.36
73	000:01:12	20941	1,666.43
74	000:01:13	21125	1,681.07
75	000:01:14	21254	1,691.34
76	000:01:15	21439	1,706.06
77	000:01:16	21614	1,719.99
78	000:01:17	21802	1,734.95

HM Data Download - Concrete Test Results

READ #	TIME	LOAD	STRESS (PSI)
79	000:01:18	21980	1,749.11
80	000:01:19	22161	1,763.52
81	000:01:20	22309	1,775.29
82	000:01:21	22485	1,789.30
83	000:01:22	22680	1,804.82
84	000:01:23	22907	1,822.88
85	000:01:24	23155	1,842.62
86	000:01:25	23398	1,861.95
87	000:01:26	23626	1,880.10
88	000:01:27	23801	1,894.02
89	000:01:28	23959	1,906.60
90	000:01:29	24207	1,926.33
91	000:01:30	24448	1,945.51
92	000:01:31	24643	1,961.03
93	000:01:32	24765	1,970.74
94	000:01:33	24790	1,972.73
95	000:01:34	24644	1,961.11
96	000:01:35	24405	1,942.09
97	000:01:36	23649	1,881.93
98	000:01:37	22860	1,819.14
99	000:01:38	22668	1,803.86
100	000:01:39	22653	1,802.67
101	000:01:40	22706	1,806.89
102	000:01:41	22819	1,815.88
103	000:01:42	23012	1,831.24
104	000:01:43	23055	1,834.66
105	000:01:44	23102	1,838.40
106	000:01:45	23200	1,846.20
107	000:01:46	23341	1,857.42
108	000:01:47	23501	1,870.15
109	000:01:48	23622	1,879.78
110	000:01:49	23768	1,891.40
111	000:01:50	23920	1,903.49
112	000:01:51	24098	1,917.66
113	000:01:52	24234	1,928.48
114	000:01:53	24367	1,939.06
115	000:01:54	24337	1,936.68
116	000:01:55	24367	1,939.06

HM Data Download - Concrete Test Results

READ #	TIME	LOAD	STRESS (PSI)
117	000:01:56	24435	1,944.48
118	000:01:57	24533	1,952.27
119	000:01:58	24796	1,973.20
120	000:01:59	25299	2,013.23
121	000:02:00	25686	2,044.03
122	000:02:01	26094	2,076.49
123	000:02:02	26531	2,111.27
124	000:02:03	26923	2,142.46
125	000:02:04	27240	2,167.69
126	000:02:05	27582	2,194.91
127	000:02:06	27894	2,219.73
128	000:02:07	28169	2,241.62
129	000:02:08	28446	2,263.66
130	000:02:09	28739	2,286.98
131	000:02:10	28993	2,307.19
132	000:02:11	29269	2,329.15
133	000:02:12	29588	2,354.54
134	000:02:13	29890	2,378.57
135	000:02:14	30223	2,405.07
136	000:02:15	30642	2,438.41
137	000:02:16	30963	2,463.96
138	000:02:17	31281	2,489.26
139	000:02:18	31524	2,508.60
140	000:02:19	31651	2,518.71
141	000:02:20	31792	2,529.93
142	000:02:21	31855	2,534.94
143	000:02:22	31899	2,538.44
144	000:02:23	31522	2,508.44
145	000:02:24	31392	2,498.10
146	000:02:25	30943	2,462.37
147	000:02:26	30502	2,427.27
148	000:02:27	29109	2,316.42
149	000:02:28	28029	2,230.48
150	000:02:29	27409	2,181.14
151	000:02:30	26982	2,147.16
152	000:02:31	26549	2,112.70
153	000:02:32	26240	2,088.11
154	000:02:33	25973	2,066.87

HM Data Download - Concrete Test Results

READ #	TIME	LOAD	STRESS (PSI)
155	000:02:34	25581	2,035.67
156	000:02:35	25226	2,007.42
157	000:02:36	24965	1,986.65
158	000:02:37	24801	1,973.60
159	000:02:38	24661	1,962.46
160	000:02:39	24501	1,949.73
161	000:02:40	24369	1,939.22
162	000:02:41	24111	1,918.69
163	000:02:41	23908	1,902.54

Concrete Test

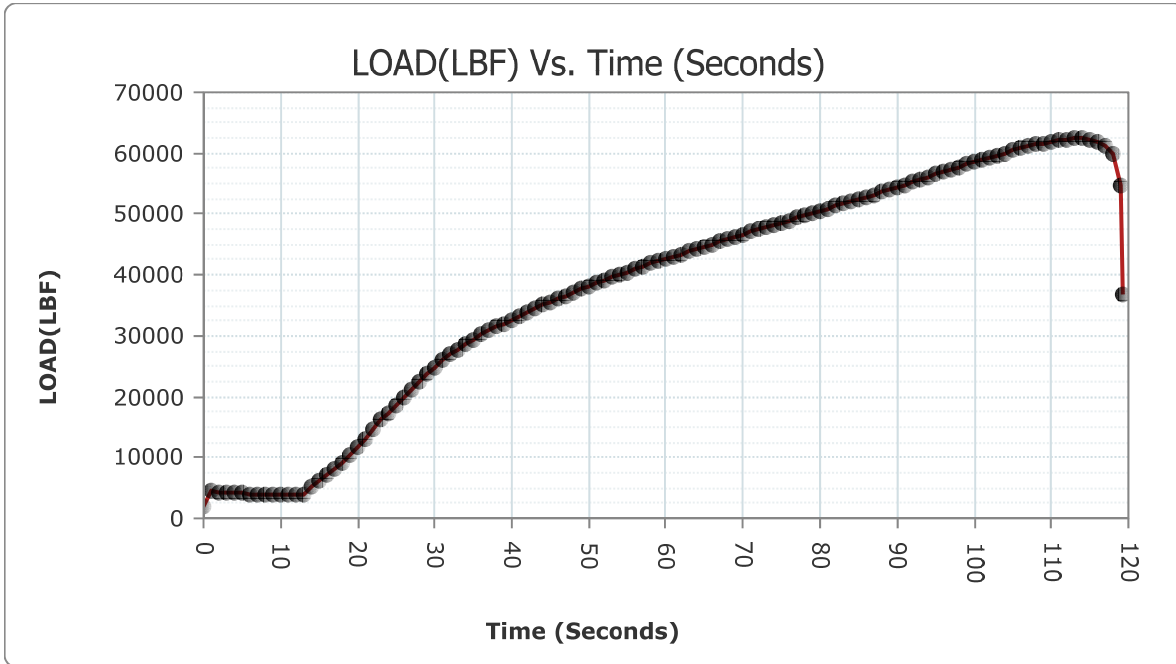
Sample Identification: B35_3

Machine ID: 6a127

Test Type: ASTM C39

5/15/2020

TYPE	PEAK VALUES	UNITS
LOAD	62503	LBF
Diameter	4.00	IN
Length	8.00	IN
Cross-Sectional Area	12.57	IN ²
Sample Age	0.0	day(s)
Corrected Stress	4973.82	PSI
Average Pace Rate	420.23	LBF
Fracture Type	Type 1	
Correction Factor	1.000	
Temperature @ START	82.4	°F
Temperature @ FINISH	82.5	°F



READ #	TIME	LOAD	STRESS (PSI)
1	000:00:00	1968	156.61
2	000:00:01	4498	357.94

HM Data Download - Concrete Test Results

READ #	TIME	LOAD	STRESS (PSI)
3	000:00:02	4320	343.77
4	000:00:03	4222	335.98
5	000:00:04	4145	329.85
6	000:00:05	4088	325.31
7	000:00:06	4033	320.94
8	000:00:07	3976	316.40
9	000:00:08	3932	312.90
10	000:00:09	3886	309.24
11	000:00:10	3842	305.74
12	000:00:11	3802	302.55
13	000:00:12	3765	299.61
14	000:00:13	3987	317.28
15	000:00:14	5146	409.51
16	000:00:15	6109	486.14
17	000:00:16	7015	558.24
18	000:00:17	8105	644.98
19	000:00:18	9276	738.16
20	000:00:19	10538	838.59
21	000:00:20	11737	934.00
22	000:00:21	13144	1,045.97
23	000:00:22	14619	1,163.34
24	000:00:23	16120	1,282.79
25	000:00:24	17379	1,382.98
26	000:00:25	18633	1,482.77
27	000:00:26	19901	1,583.67
28	000:00:27	21189	1,686.17
29	000:00:28	22355	1,778.95
30	000:00:29	23608	1,878.66
31	000:00:30	24826	1,975.59
32	000:00:31	25932	2,063.60
33	000:00:32	26942	2,143.98
34	000:00:33	27817	2,213.61
35	000:00:34	28622	2,277.67
36	000:00:35	29440	2,342.76
37	000:00:36	30171	2,400.93
38	000:00:37	30827	2,453.13
39	000:00:38	31437	2,501.68
40	000:00:39	32052	2,550.62

HM Data Download - Concrete Test Results

READ #	TIME	LOAD	STRESS (PSI)
41	000:00:40	32605	2,594.62
42	000:00:41	33224	2,643.88
43	000:00:42	33845	2,693.30
44	000:00:43	34463	2,742.48
45	000:00:44	35014	2,786.33
46	000:00:45	35567	2,830.33
47	000:00:46	36095	2,872.35
48	000:00:47	36622	2,914.29
49	000:00:48	37145	2,955.91
50	000:00:49	37621	2,993.78
51	000:00:50	38146	3,035.56
52	000:00:51	38643	3,075.11
53	000:00:52	39131	3,113.95
54	000:00:53	39573	3,149.12
55	000:00:54	40053	3,187.32
56	000:00:55	40518	3,224.32
57	000:00:56	40983	3,261.32
58	000:00:57	41388	3,293.55
59	000:00:58	41839	3,329.44
60	000:00:59	42258	3,362.78
61	000:01:00	42673	3,395.81
62	000:01:01	43042	3,425.17
63	000:01:02	43457	3,458.20
64	000:01:03	43867	3,490.82
65	000:01:04	44276	3,523.37
66	000:01:05	44647	3,552.90
67	000:01:06	45057	3,585.52
68	000:01:07	45468	3,618.23
69	000:01:08	45875	3,650.62
70	000:01:09	46243	3,679.90
71	000:01:10	46653	3,712.53
72	000:01:11	47069	3,745.63
73	000:01:12	47433	3,774.60
74	000:01:13	47834	3,806.51
75	000:01:14	48237	3,838.58
76	000:01:15	48637	3,870.41
77	000:01:16	48998	3,899.14
78	000:01:17	49397	3,930.89

HM Data Download - Concrete Test Results

READ #	TIME	LOAD	STRESS (PSI)
79	000:01:18	49792	3,962.32
80	000:01:19	50187	3,993.75
81	000:01:20	50541	4,021.93
82	000:01:21	50934	4,053.20
83	000:01:22	51324	4,084.23
84	000:01:23	51714	4,115.27
85	000:01:24	52065	4,143.20
86	000:01:25	52449	4,173.76
87	000:01:26	52837	4,204.63
88	000:01:27	53218	4,234.95
89	000:01:28	53560	4,262.17
90	000:01:29	53969	4,294.72
91	000:01:30	54380	4,327.42
92	000:01:31	54806	4,361.32
93	000:01:32	55214	4,393.79
94	000:01:33	55662	4,429.44
95	000:01:34	56105	4,464.69
96	000:01:35	56542	4,499.47
97	000:01:36	56931	4,530.42
98	000:01:37	57356	4,564.25
99	000:01:38	57776	4,597.67
100	000:01:39	58189	4,630.53
101	000:01:40	58554	4,659.58
102	000:01:41	58956	4,691.57
103	000:01:42	59348	4,722.76
104	000:01:43	59731	4,753.24
105	000:01:44	60068	4,780.06
106	000:01:45	60432	4,809.03
107	000:01:46	60783	4,836.96
108	000:01:47	61116	4,863.46
109	000:01:48	61399	4,885.98
110	000:01:49	61687	4,908.90
111	000:01:50	61947	4,929.59
112	000:01:51	62174	4,947.65
113	000:01:52	62344	4,961.18
114	000:01:53	62472	4,971.36
115	000:01:54	62471	4,971.28
116	000:01:55	62298	4,957.52

HM Data Download - Concrete Test Results

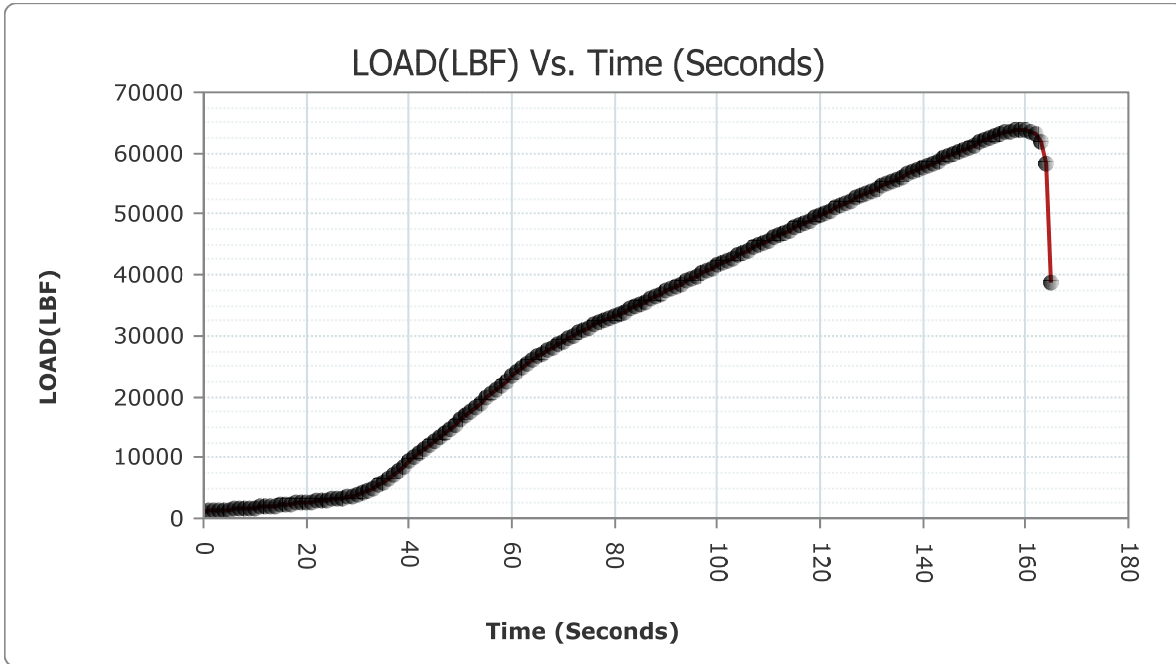
READ #	TIME	LOAD	STRESS (PSI)
117	000:01:56	61872	4,923.62
118	000:01:57	61059	4,858.92
119	000:01:58	59816	4,760.01
120	000:01:59	54553	4,341.19
121	000:01:59	36816	2,929.72

Concrete Test

Sample Identification: B4_1
 Machine ID: 6a127

Test Type: ASTM C39
 5/15/2020

TYPE	PEAK VALUES	UNITS
LOAD	63814	LBF
Diameter	4.00	IN
Length	8.00	IN
Cross-Sectional Area	12.57	IN ²
Sample Age	0.0	day(s)
Corrected Stress	5078.15	PSI
Average Pace Rate	389.67	LBF
Fracture Type	Type 1	
Correction Factor	1.000	
Temperature @ START	82.5	°F
Temperature @ FINISH	82.8	°F



READ #	TIME	LOAD	STRESS (PSI)
1	000:00:00	1092	86.90
2	000:00:01	1265	100.67

HM Data Download - Concrete Test Results

READ #	TIME	LOAD	STRESS (PSI)
3	000:00:02	1294	102.97
4	000:00:03	1339	106.55
5	000:00:04	1389	110.53
6	000:00:05	1442	114.75
7	000:00:06	1503	119.60
8	000:00:07	1566	124.62
9	000:00:08	1635	130.11
10	000:00:09	1696	134.96
11	000:00:10	1772	141.01
12	000:00:11	1850	147.22
13	000:00:12	1929	153.50
14	000:00:13	2006	159.63
15	000:00:14	2092	166.48
16	000:00:15	2183	173.72
17	000:00:16	2273	180.88
18	000:00:17	2357	187.56
19	000:00:18	2454	195.28
20	000:00:19	2551	203.00
21	000:00:20	2642	210.24
22	000:00:21	2742	218.20
23	000:00:22	2850	226.80
24	000:00:23	2960	235.55
25	000:00:24	3037	241.68
26	000:00:25	3158	251.31
27	000:00:26	3281	261.09
28	000:00:27	3415	271.76
29	000:00:28	3541	281.78
30	000:00:29	3713	295.47
31	000:00:30	3941	313.61
32	000:00:31	4214	335.34
33	000:00:32	4551	362.16
34	000:00:33	4921	391.60
35	000:00:34	5424	431.63
36	000:00:35	5979	475.79
37	000:00:36	6591	524.50
38	000:00:37	7195	572.56
39	000:00:38	7873	626.51
40	000:00:39	8573	682.22

HM Data Download - Concrete Test Results

READ #	TIME	LOAD	STRESS (PSI)
41	000:00:40	9293	739.51
42	000:00:41	9954	792.11
43	000:00:42	10684	850.21
44	000:00:43	11392	906.55
45	000:00:44	12086	961.77
46	000:00:45	12696	1,010.32
47	000:00:46	13373	1,064.19
48	000:00:47	14068	1,119.50
49	000:00:48	14781	1,176.23
50	000:00:49	15434	1,228.20
51	000:00:50	16170	1,286.77
52	000:00:51	16870	1,342.47
53	000:00:52	17583	1,399.21
54	000:00:53	18233	1,450.94
55	000:00:54	18961	1,508.87
56	000:00:55	19698	1,567.52
57	000:00:56	20439	1,626.48
58	000:00:57	21098	1,678.93
59	000:00:58	21828	1,737.02
60	000:00:59	22561	1,795.35
61	000:01:00	23300	1,854.16
62	000:01:01	23967	1,907.23
63	000:01:02	24668	1,963.02
64	000:01:03	25373	2,019.12
65	000:01:04	26037	2,071.96
66	000:01:05	26572	2,114.53
67	000:01:06	27114	2,157.66
68	000:01:07	27649	2,200.24
69	000:01:08	28159	2,240.82
70	000:01:09	28606	2,276.39
71	000:01:10	29097	2,315.47
72	000:01:11	29579	2,353.82
73	000:01:12	30055	2,391.70
74	000:01:13	30471	2,424.81
75	000:01:14	30921	2,460.61
76	000:01:15	31348	2,494.59
77	000:01:16	31773	2,528.42
78	000:01:17	32157	2,558.97

HM Data Download - Concrete Test Results

READ #	TIME	LOAD	STRESS (PSI)
79	000:01:18	32494	2,585.79
80	000:01:19	32861	2,615.00
81	000:01:20	33191	2,641.26
82	000:01:21	33590	2,673.01
83	000:01:22	33997	2,705.40
84	000:01:23	34412	2,738.42
85	000:01:24	34821	2,770.97
86	000:01:25	35200	2,801.13
87	000:01:26	35624	2,834.87
88	000:01:27	36053	2,869.01
89	000:01:28	36489	2,903.70
90	000:01:29	36879	2,934.74
91	000:01:30	37310	2,969.04
92	000:01:31	37746	3,003.73
93	000:01:32	38179	3,038.19
94	000:01:33	38568	3,069.14
95	000:01:34	39002	3,103.68
96	000:01:35	39431	3,137.82
97	000:01:36	39862	3,172.12
98	000:01:37	40252	3,203.15
99	000:01:38	40685	3,237.61
100	000:01:39	41116	3,271.91
101	000:01:40	41544	3,305.97
102	000:01:41	41933	3,336.92
103	000:01:42	42361	3,370.98
104	000:01:43	42791	3,405.20
105	000:01:44	43219	3,439.26
106	000:01:45	43604	3,469.90
107	000:01:46	44030	3,503.80
108	000:01:47	44458	3,537.86
109	000:01:48	44887	3,571.99
110	000:01:49	45268	3,602.31
111	000:01:50	45695	3,636.29
112	000:01:51	46115	3,669.72
113	000:01:52	46541	3,703.61
114	000:01:53	46923	3,734.01
115	000:01:54	47344	3,767.52
116	000:01:55	47765	3,801.02

HM Data Download - Concrete Test Results

READ #	TIME	LOAD	STRESS (PSI)
117	000:01:56	48186	3,834.52
118	000:01:57	48565	3,864.68
119	000:01:58	48983	3,897.94
120	000:01:59	49401	3,931.21
121	000:02:00	49820	3,964.55
122	000:02:01	50193	3,994.23
123	000:02:02	50606	4,027.10
124	000:02:03	51018	4,059.88
125	000:02:04	51431	4,092.75
126	000:02:05	51841	4,125.38
127	000:02:06	52209	4,154.66
128	000:02:07	52618	4,187.21
129	000:02:08	53025	4,219.60
130	000:02:09	53427	4,251.59
131	000:02:10	53790	4,280.47
132	000:02:11	54194	4,312.62
133	000:02:12	54592	4,344.29
134	000:02:13	54989	4,375.89
135	000:02:14	55350	4,404.61
136	000:02:15	55742	4,435.81
137	000:02:16	56136	4,467.16
138	000:02:17	56524	4,498.04
139	000:02:18	56880	4,526.37
140	000:02:19	57270	4,557.40
141	000:02:20	57657	4,588.20
142	000:02:21	57997	4,615.25
143	000:02:22	58377	4,645.49
144	000:02:23	58753	4,675.42
145	000:02:24	59125	4,705.02
146	000:02:25	59458	4,731.52
147	000:02:26	59824	4,760.64
148	000:02:27	60186	4,789.45
149	000:02:28	60572	4,820.17
150	000:02:29	60939	4,849.37
151	000:02:30	61340	4,881.28
152	000:02:31	61732	4,912.48
153	000:02:32	62103	4,942.00
154	000:02:33	62424	4,967.54

HM Data Download - Concrete Test Results

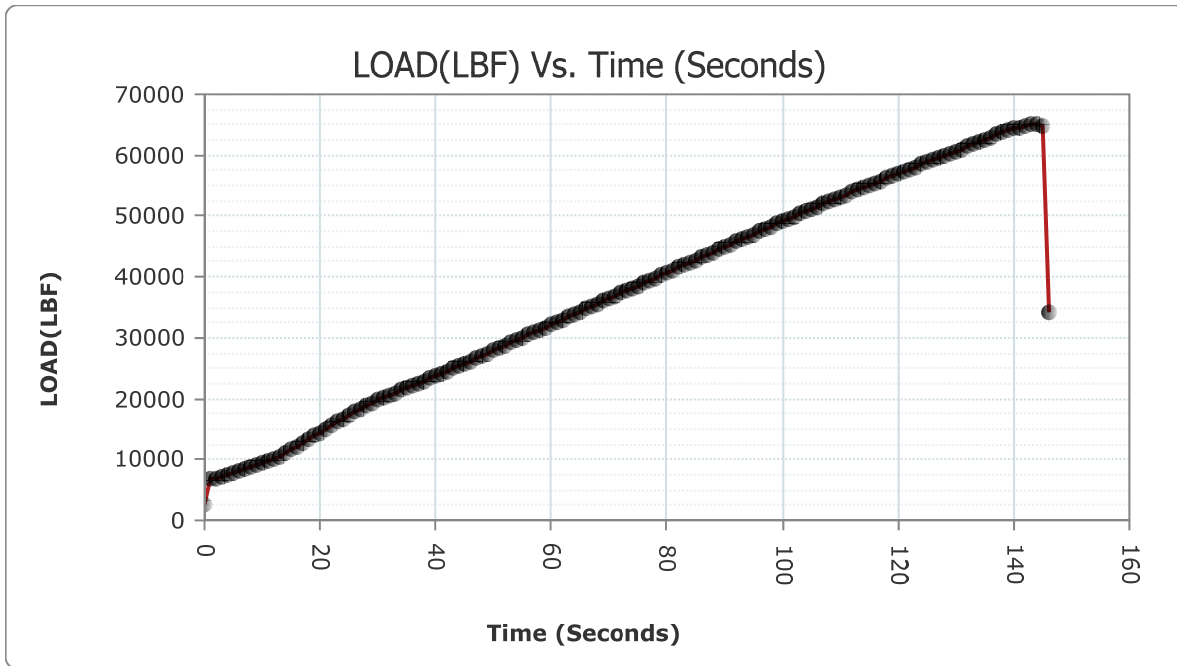
READ #	TIME	LOAD	STRESS (PSI)
155	000:02:34	62775	4,995.48
156	000:02:35	63103	5,021.58
157	000:02:36	63379	5,043.54
158	000:02:37	63583	5,059.77
159	000:02:38	63726	5,071.15
160	000:02:39	63811	5,077.92
161	000:02:40	63788	5,076.09
162	000:02:41	63621	5,062.80
163	000:02:42	63157	5,025.87
164	000:02:43	62012	4,934.76
165	000:02:44	58357	4,643.90
166	000:02:44	38585	3,070.50

Concrete Test

Sample Identification: B4_2
 Machine ID: 6a127

Test Type: ASTM C39
 5/15/2020

TYPE	PEAK VALUES	UNITS
LOAD	65090	LBF
Diameter	4.00	IN
Length	8.00	IN
Cross-Sectional Area	12.57	IN ²
Sample Age	0.0	day(s)
Corrected Stress	5179.72	PSI
Average Pace Rate	396.06	LBF
Fracture Type	Type 1	
Correction Factor	1.000	
Temperature @ START	82.9	°F
Temperature @ FINISH	82.9	°F



READ #	TIME	LOAD	STRESS (PSI)
1	000:00:00	2567	204.28
2	000:00:01	6820	542.72

HM Data Download - Concrete Test Results

READ #	TIME	LOAD	STRESS (PSI)
3	000:00:02	6984	555.77
4	000:00:03	7234	575.66
5	000:00:04	7517	598.18
6	000:00:05	7785	619.51
7	000:00:06	8092	643.94
8	000:00:07	8414	669.56
9	000:00:08	8745	695.90
10	000:00:09	9050	720.18
11	000:00:10	9400	748.03
12	000:00:11	9760	776.68
13	000:00:12	10145	807.31
14	000:00:13	10544	839.06
15	000:00:14	11028	877.58
16	000:00:15	11582	921.67
17	000:00:16	12152	967.03
18	000:00:17	12672	1,008.41
19	000:00:18	13264	1,055.52
20	000:00:19	13875	1,104.14
21	000:00:20	14422	1,147.67
22	000:00:21	15035	1,196.45
23	000:00:22	15650	1,245.39
24	000:00:23	16238	1,292.18
25	000:00:24	16730	1,331.33
26	000:00:25	17256	1,373.19
27	000:00:26	17770	1,414.09
28	000:00:27	18287	1,455.23
29	000:00:28	18753	1,492.32
30	000:00:29	19250	1,531.87
31	000:00:30	19728	1,569.90
32	000:00:31	20154	1,603.80
33	000:00:32	20563	1,636.35
34	000:00:33	20939	1,666.27
35	000:00:34	21341	1,698.26
36	000:00:35	21735	1,729.62
37	000:00:36	22124	1,760.57
38	000:00:37	22482	1,789.06
39	000:00:38	22879	1,820.65
40	000:00:39	23296	1,853.84

HM Data Download - Concrete Test Results

READ #	TIME	LOAD	STRESS (PSI)
41	000:00:40	23721	1,887.66
42	000:00:41	24105	1,918.21
43	000:00:42	24533	1,952.27
44	000:00:43	24963	1,986.49
45	000:00:44	25390	2,020.47
46	000:00:45	25775	2,051.11
47	000:00:46	26206	2,085.41
48	000:00:47	26636	2,119.63
49	000:00:48	27069	2,154.08
50	000:00:49	27458	2,185.04
51	000:00:50	27891	2,219.50
52	000:00:51	28325	2,254.03
53	000:00:52	28761	2,288.73
54	000:00:53	29149	2,319.60
55	000:00:54	29587	2,354.46
56	000:00:55	30022	2,389.07
57	000:00:56	30458	2,423.77
58	000:00:57	30851	2,455.04
59	000:00:58	31287	2,489.74
60	000:00:59	31725	2,524.60
61	000:01:00	32161	2,559.29
62	000:01:01	32556	2,590.72
63	000:01:02	32995	2,625.66
64	000:01:03	33432	2,660.43
65	000:01:04	33869	2,695.21
66	000:01:05	34264	2,726.64
67	000:01:06	34704	2,761.66
68	000:01:07	35141	2,796.43
69	000:01:08	35581	2,831.45
70	000:01:09	35980	2,863.20
71	000:01:10	36415	2,897.81
72	000:01:11	36856	2,932.91
73	000:01:12	37295	2,967.84
74	000:01:13	37689	2,999.20
75	000:01:14	38128	3,034.13
76	000:01:15	38566	3,068.98
77	000:01:16	39002	3,103.68
78	000:01:17	39399	3,135.27

HM Data Download - Concrete Test Results

READ #	TIME	LOAD	STRESS (PSI)
79	000:01:18	39836	3,170.05
80	000:01:19	40284	3,205.70
81	000:01:20	40721	3,240.47
82	000:01:21	41113	3,271.67
83	000:01:22	41552	3,306.60
84	000:01:23	41981	3,340.74
85	000:01:24	42415	3,375.28
86	000:01:25	42807	3,406.47
87	000:01:26	43241	3,441.01
88	000:01:27	43675	3,475.55
89	000:01:28	44106	3,509.84
90	000:01:29	44495	3,540.80
91	000:01:30	44926	3,575.10
92	000:01:31	45359	3,609.55
93	000:01:32	45785	3,643.45
94	000:01:33	46172	3,674.25
95	000:01:34	46598	3,708.15
96	000:01:35	47026	3,742.21
97	000:01:36	47453	3,776.19
98	000:01:37	47831	3,806.27
99	000:01:38	48259	3,840.33
100	000:01:39	48682	3,873.99
101	000:01:40	49106	3,907.73
102	000:01:41	49484	3,937.81
103	000:01:42	49903	3,971.15
104	000:01:43	50317	4,004.10
105	000:01:44	50735	4,037.36
106	000:01:45	51107	4,066.97
107	000:01:46	51522	4,099.99
108	000:01:47	51933	4,132.70
109	000:01:48	52342	4,165.24
110	000:01:49	52710	4,194.53
111	000:01:50	53116	4,226.84
112	000:01:51	53518	4,258.83
113	000:01:52	53920	4,290.82
114	000:01:53	54282	4,319.62
115	000:01:54	54679	4,351.22
116	000:01:55	55077	4,382.89

HM Data Download - Concrete Test Results

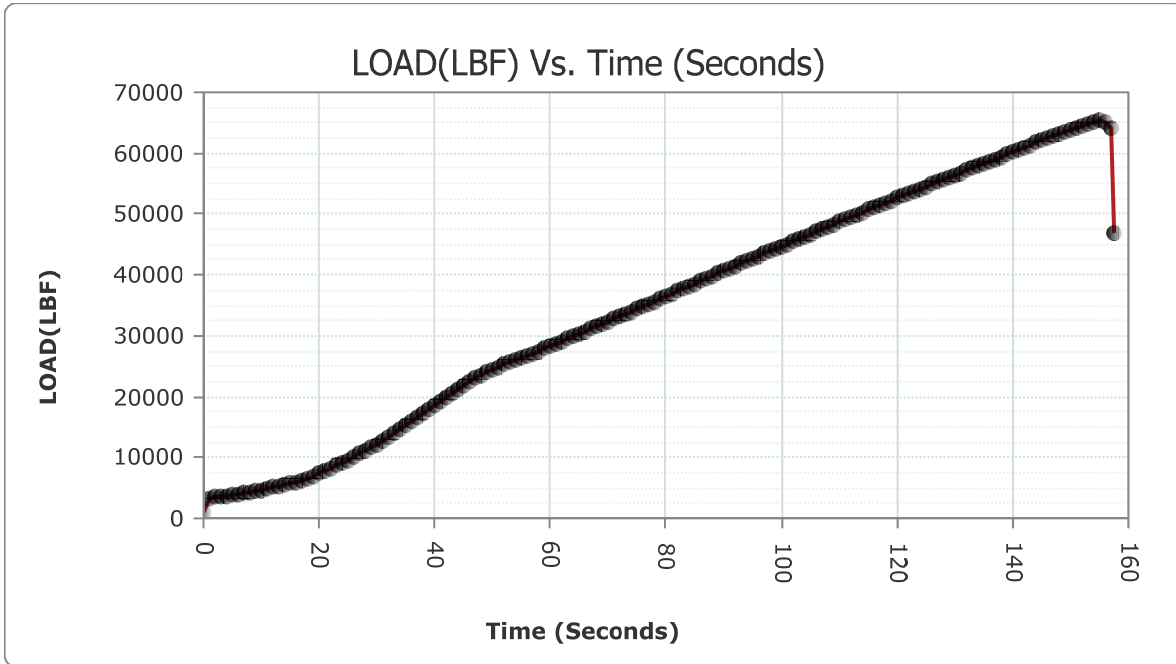
READ #	TIME	LOAD	STRESS (PSI)
117	000:01:56	55471	4,414.24
118	000:01:57	55825	4,442.41
119	000:01:58	56214	4,473.37
120	000:01:59	56603	4,504.32
121	000:02:00	56986	4,534.80
122	000:02:01	57329	4,562.10
123	000:02:02	57707	4,592.18
124	000:02:03	58082	4,622.02
125	000:02:04	58455	4,651.70
126	000:02:05	58784	4,677.88
127	000:02:06	59153	4,707.25
128	000:02:07	59515	4,736.05
129	000:02:08	59875	4,764.70
130	000:02:09	60222	4,792.31
131	000:02:10	60606	4,822.87
132	000:02:11	61008	4,854.86
133	000:02:12	61406	4,886.53
134	000:02:13	61781	4,916.38
135	000:02:14	62177	4,947.89
136	000:02:15	62565	4,978.76
137	000:02:16	62961	5,010.28
138	000:02:17	63346	5,040.91
139	000:02:18	63676	5,067.18
140	000:02:19	64022	5,094.71
141	000:02:20	64342	5,120.17
142	000:02:21	64594	5,140.23
143	000:02:22	64847	5,160.36
144	000:02:23	65034	5,175.24
145	000:02:24	65074	5,178.42
146	000:02:25	64639	5,143.81
147	000:02:26	34161	2,718.45

Concrete Test

Sample Identification: B4_3
 Machine ID: 6a127

Test Type: ASTM C39
 5/15/2020

TYPE	PEAK VALUES	UNITS
LOAD	65318	LBF
Diameter	4.00	IN
Length	8.00	IN
Cross-Sectional Area	12.57	IN ²
Sample Age	0.0	day(s)
Corrected Stress	5197.80	PSI
Average Pace Rate	389.95	LBF
Fracture Type	Type 1	
Correction Factor	1.000	
Temperature @ START	82.9	°F
Temperature @ FINISH	82.8	°F



READ #	TIME	LOAD	STRESS (PSI)
1	000:00:00	1003	79.82
2	000:00:01	3410	271.36

HM Data Download - Concrete Test Results

READ #	TIME	LOAD	STRESS (PSI)
3	000:00:02	3456	275.02
4	000:00:03	3568	283.93
5	000:00:04	3704	294.75
6	000:00:05	3836	305.26
7	000:00:06	3996	317.99
8	000:00:07	4168	331.68
9	000:00:08	4341	345.45
10	000:00:09	4505	358.50
11	000:00:10	4696	373.70
12	000:00:11	4892	389.29
13	000:00:12	5097	405.61
14	000:00:13	5288	420.81
15	000:00:14	5508	438.31
16	000:00:15	5739	456.70
17	000:00:16	5979	475.79
18	000:00:17	6235	496.17
19	000:00:18	6567	522.59
20	000:00:19	6942	552.43
21	000:00:20	7360	585.69
22	000:00:21	7742	616.09
23	000:00:22	8175	650.55
24	000:00:23	8633	686.99
25	000:00:24	9107	724.71
26	000:00:25	9602	764.10
27	000:00:26	10067	801.11
28	000:00:27	10602	843.68
29	000:00:28	11141	886.57
30	000:00:29	11691	930.34
31	000:00:30	12196	970.53
32	000:00:31	12778	1,016.84
33	000:00:32	13381	1,064.83
34	000:00:33	13997	1,113.85
35	000:00:34	14568	1,159.28
36	000:00:35	15214	1,210.69
37	000:00:36	15873	1,263.13
38	000:00:37	16532	1,315.57
39	000:00:38	17140	1,363.96
40	000:00:39	17827	1,418.63

HM Data Download - Concrete Test Results

READ #	TIME	LOAD	STRESS (PSI)
41	000:00:40	18515	1,473.38
42	000:00:41	19143	1,523.35
43	000:00:42	19843	1,579.06
44	000:00:43	20558	1,635.95
45	000:00:44	21276	1,693.09
46	000:00:45	21863	1,739.80
47	000:00:46	22453	1,786.75
48	000:00:47	23024	1,832.19
49	000:00:48	23549	1,873.97
50	000:00:49	23983	1,908.51
51	000:00:50	24441	1,944.95
52	000:00:51	24863	1,978.53
53	000:00:52	25285	2,012.12
54	000:00:53	25665	2,042.36
55	000:00:54	26052	2,073.15
56	000:00:55	26439	2,103.95
57	000:00:56	26814	2,133.79
58	000:00:57	27140	2,159.73
59	000:00:58	27508	2,189.02
60	000:00:59	27905	2,220.61
61	000:01:00	28303	2,252.28
62	000:01:01	28663	2,280.93
63	000:01:02	29064	2,312.84
64	000:01:03	29484	2,346.26
65	000:01:04	29904	2,379.68
66	000:01:05	30287	2,410.16
67	000:01:06	30710	2,443.82
68	000:01:07	31128	2,477.09
69	000:01:08	31552	2,510.83
70	000:01:09	31932	2,541.07
71	000:01:10	32354	2,574.65
72	000:01:11	32776	2,608.23
73	000:01:12	33195	2,641.57
74	000:01:13	33576	2,671.89
75	000:01:14	33999	2,705.55
76	000:01:15	34422	2,739.22
77	000:01:16	34844	2,772.80
78	000:01:17	35268	2,806.54

HM Data Download - Concrete Test Results

READ #	TIME	LOAD	STRESS (PSI)
79	000:01:18	35651	2,837.02
80	000:01:19	36073	2,870.60
81	000:01:20	36495	2,904.18
82	000:01:21	36914	2,937.52
83	000:01:22	37299	2,968.16
84	000:01:23	37720	3,001.66
85	000:01:24	38141	3,035.16
86	000:01:25	38565	3,068.91
87	000:01:26	38943	3,098.99
88	000:01:27	39369	3,132.89
89	000:01:28	39790	3,166.39
90	000:01:29	40210	3,199.81
91	000:01:30	40584	3,229.57
92	000:01:31	41010	3,263.47
93	000:01:32	41430	3,296.89
94	000:01:33	41848	3,330.16
95	000:01:34	42228	3,360.40
96	000:01:35	42647	3,393.74
97	000:01:36	43064	3,426.92
98	000:01:37	43484	3,460.35
99	000:01:38	43864	3,490.59
100	000:01:39	44287	3,524.25
101	000:01:40	44705	3,557.51
102	000:01:41	45076	3,587.03
103	000:01:42	45491	3,620.06
104	000:01:43	45908	3,653.24
105	000:01:44	46321	3,686.11
106	000:01:45	46693	3,715.71
107	000:01:46	47104	3,748.42
108	000:01:47	47516	3,781.20
109	000:01:48	47928	3,813.99
110	000:01:49	48297	3,843.35
111	000:01:50	48703	3,875.66
112	000:01:51	49113	3,908.29
113	000:01:52	49516	3,940.36
114	000:01:53	49882	3,969.48
115	000:01:54	50288	4,001.79
116	000:01:55	50689	4,033.70

HM Data Download - Concrete Test Results

READ #	TIME	LOAD	STRESS (PSI)
117	000:01:56	51092	4,065.77
118	000:01:57	51455	4,094.66
119	000:01:58	51853	4,126.33
120	000:01:59	52249	4,157.84
121	000:02:00	52645	4,189.36
122	000:02:01	53001	4,217.69
123	000:02:02	53393	4,248.88
124	000:02:03	53786	4,280.15
125	000:02:04	54178	4,311.35
126	000:02:05	54526	4,339.04
127	000:02:06	54916	4,370.08
128	000:02:07	55301	4,400.71
129	000:02:08	55683	4,431.11
130	000:02:09	56062	4,461.27
131	000:02:10	56402	4,488.33
132	000:02:11	56778	4,518.25
133	000:02:12	57150	4,547.85
134	000:02:13	57524	4,577.61
135	000:02:14	57879	4,605.86
136	000:02:15	58269	4,636.90
137	000:02:16	58656	4,667.70
138	000:02:17	59039	4,698.17
139	000:02:18	59396	4,726.58
140	000:02:19	59797	4,758.49
141	000:02:20	60191	4,789.85
142	000:02:21	60576	4,820.48
143	000:02:22	60934	4,848.97
144	000:02:23	61323	4,879.93
145	000:02:24	61714	4,911.04
146	000:02:25	62111	4,942.64
147	000:02:26	62464	4,970.73
148	000:02:27	62854	5,001.76
149	000:02:28	63243	5,032.72
150	000:02:29	63617	5,062.48
151	000:02:30	63943	5,088.42
152	000:02:31	64282	5,115.40
153	000:02:32	64600	5,140.70
154	000:02:33	64889	5,163.70

HM Data Download - Concrete Test Results

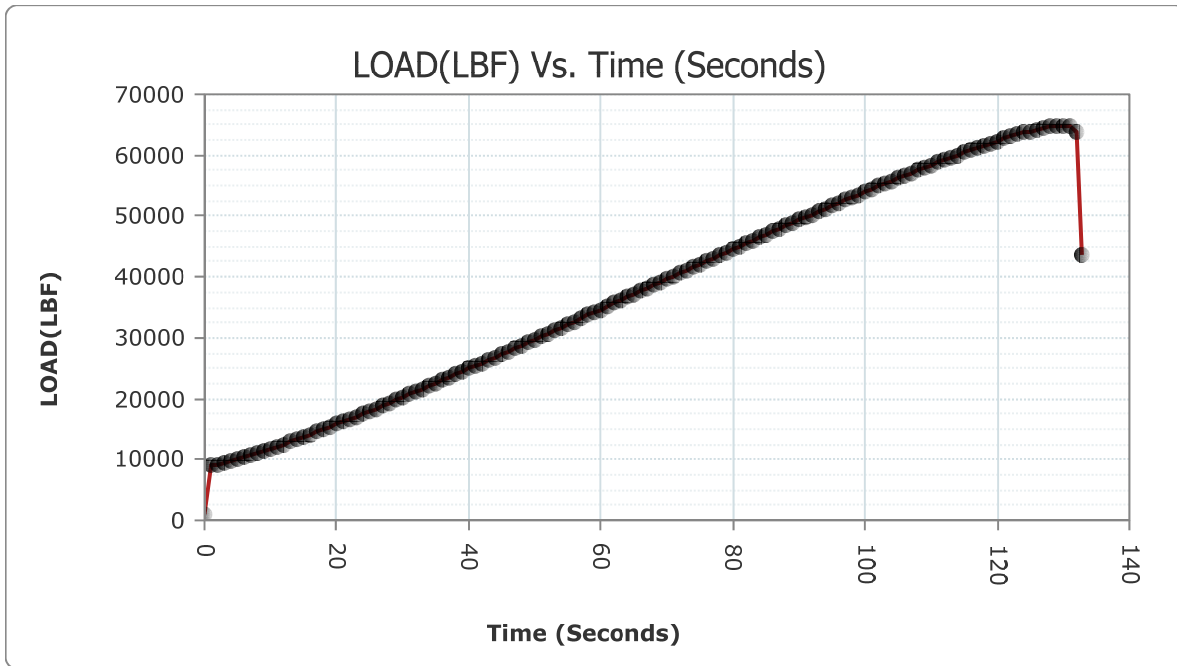
READ #	TIME	LOAD	STRESS (PSI)
155	000:02:34	65110	5,181.29
156	000:02:35	65286	5,195.29
157	000:02:36	65232	5,191.00
158	000:02:37	64041	5,096.22
159	000:02:37	47019	3,741.65

Concrete Test

Sample Identification: B6_1
 Machine ID: 6a127

Test Type: ASTM C39
 5/15/2020

TYPE	PEAK VALUES	UNITS
LOAD	64865	LBF
Diameter	4.00	IN
Length	8.00	IN
Cross-Sectional Area	12.57	IN ²
Sample Age	0.0	day(s)
Corrected Stress	5161.77	PSI
Average Pace Rate	440.11	LBF
Fracture Type	Type 1	
Correction Factor	1.000	
Temperature @ START	82.5	°F
Temperature @ FINISH	82.4	°F



READ #	TIME	LOAD	STRESS (PSI)
1	000:00:00	1105	87.93
2	000:00:01	8956	712.70

HM Data Download - Concrete Test Results

READ #	TIME	LOAD	STRESS (PSI)
3	000:00:02	9058	720.81
4	000:00:03	9344	743.57
5	000:00:04	9658	768.56
6	000:00:05	9961	792.67
7	000:00:06	10303	819.89
8	000:00:07	10660	848.30
9	000:00:08	11025	877.34
10	000:00:09	11361	904.08
11	000:00:10	11742	934.40
12	000:00:11	12131	965.35
13	000:00:12	12525	996.71
14	000:00:13	12883	1,025.20
15	000:00:14	13291	1,057.66
16	000:00:15	13704	1,090.53
17	000:00:16	14119	1,123.55
18	000:00:17	14497	1,153.63
19	000:00:18	14923	1,187.53
20	000:00:19	15354	1,221.83
21	000:00:20	15791	1,256.61
22	000:00:21	16185	1,287.96
23	000:00:22	16626	1,323.06
24	000:00:23	17075	1,358.79
25	000:00:24	17526	1,394.67
26	000:00:25	17935	1,427.22
27	000:00:26	18393	1,463.67
28	000:00:27	18853	1,500.27
29	000:00:28	19318	1,537.28
30	000:00:29	19737	1,570.62
31	000:00:30	20209	1,608.18
32	000:00:31	20679	1,645.58
33	000:00:32	21153	1,683.30
34	000:00:33	21583	1,717.52
35	000:00:34	22062	1,755.64
36	000:00:35	22546	1,794.15
37	000:00:36	23026	1,832.35
38	000:00:37	23463	1,867.13
39	000:00:38	23949	1,905.80
40	000:00:39	24440	1,944.87

HM Data Download - Concrete Test Results

READ #	TIME	LOAD	STRESS (PSI)
41	000:00:40	24928	1,983.71
42	000:00:41	25372	2,019.04
43	000:00:42	25864	2,058.19
44	000:00:43	26356	2,097.34
45	000:00:44	26853	2,136.89
46	000:00:45	27298	2,172.31
47	000:00:46	27793	2,211.70
48	000:00:47	28292	2,251.41
49	000:00:48	28792	2,291.19
50	000:00:49	29245	2,327.24
51	000:00:50	29745	2,367.03
52	000:00:51	30246	2,406.90
53	000:00:52	30746	2,446.69
54	000:00:53	31211	2,483.69
55	000:00:54	31731	2,525.07
56	000:00:55	32237	2,565.34
57	000:00:56	32691	2,601.47
58	000:00:57	33195	2,641.57
59	000:00:58	33702	2,681.92
60	000:00:59	34207	2,722.11
61	000:01:00	34662	2,758.31
62	000:01:01	35170	2,798.74
63	000:01:02	35677	2,839.09
64	000:01:03	36185	2,879.51
65	000:01:04	36641	2,915.80
66	000:01:05	37146	2,955.98
67	000:01:06	37656	2,996.57
68	000:01:07	38160	3,036.68
69	000:01:08	38619	3,073.20
70	000:01:09	39122	3,113.23
71	000:01:10	39628	3,153.50
72	000:01:11	40132	3,193.60
73	000:01:12	40587	3,229.81
74	000:01:13	41091	3,269.92
75	000:01:14	41596	3,310.10
76	000:01:15	42099	3,350.13
77	000:01:16	42549	3,385.94
78	000:01:17	43054	3,426.13

HM Data Download - Concrete Test Results

READ #	TIME	LOAD	STRESS (PSI)
79	000:01:18	43556	3,466.08
80	000:01:19	44056	3,505.86
81	000:01:20	44508	3,541.83
82	000:01:21	45002	3,581.15
83	000:01:22	45497	3,620.54
84	000:01:23	45996	3,660.25
85	000:01:24	46442	3,695.74
86	000:01:25	46939	3,735.29
87	000:01:26	47430	3,774.36
88	000:01:27	47924	3,813.67
89	000:01:28	48365	3,848.76
90	000:01:29	48852	3,887.52
91	000:01:30	49339	3,926.27
92	000:01:31	49827	3,965.11
93	000:01:32	50262	3,999.72
94	000:01:33	50744	4,038.08
95	000:01:34	51227	4,076.52
96	000:01:35	51702	4,114.31
97	000:01:36	52134	4,148.69
98	000:01:37	52609	4,186.49
99	000:01:38	53080	4,223.97
100	000:01:39	53548	4,261.21
101	000:01:40	53967	4,294.56
102	000:01:41	54431	4,331.48
103	000:01:42	54891	4,368.09
104	000:01:43	55351	4,404.69
105	000:01:44	55764	4,437.56
106	000:01:45	56213	4,473.29
107	000:01:46	56662	4,509.02
108	000:01:47	57108	4,544.51
109	000:01:48	57506	4,576.18
110	000:01:49	57945	4,611.12
111	000:01:50	58377	4,645.49
112	000:01:51	58808	4,679.79
113	000:01:52	59192	4,710.35
114	000:01:53	59611	4,743.69
115	000:01:54	60036	4,777.51
116	000:01:55	60404	4,806.80

HM Data Download - Concrete Test Results

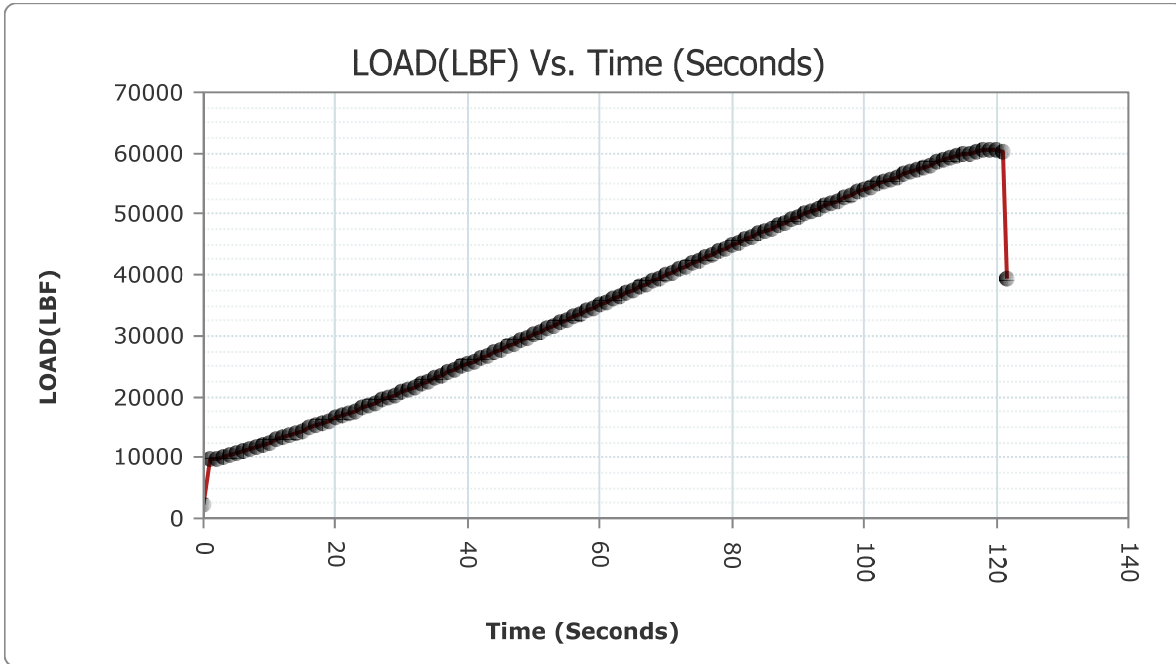
READ #	TIME	LOAD	STRESS (PSI)
117	000:01:56	60804	4,838.63
118	000:01:57	61205	4,870.54
119	000:01:58	61593	4,901.42
120	000:01:59	61936	4,928.71
121	000:02:00	62314	4,958.79
122	000:02:01	62677	4,987.68
123	000:02:02	63031	5,015.85
124	000:02:03	63339	5,040.36
125	000:02:04	63661	5,065.98
126	000:02:05	63965	5,090.17
127	000:02:06	64240	5,112.06
128	000:02:07	64458	5,129.40
129	000:02:08	64662	5,145.64
130	000:02:09	64805	5,157.02
131	000:02:10	64865	5,161.79
132	000:02:11	64767	5,153.99
133	000:02:12	63961	5,089.85
134	000:02:12	43580	3,467.99

Concrete Test

Sample Identification: B6_2
 Machine ID: 6a127

Test Type: ASTM C39
 5/15/2020

TYPE	PEAK VALUES	UNITS
LOAD	60637	LBF
Diameter	4.00	IN
Length	8.00	IN
Cross-Sectional Area	12.57	IN ²
Sample Age	0.0	day(s)
Corrected Stress	4825.34	PSI
Average Pace Rate	441.19	LBF
Fracture Type	Type 1	
Correction Factor	1.000	
Temperature @ START	82.6	°F
Temperature @ FINISH	82.4	°F



READ #	TIME	LOAD	STRESS (PSI)
1	000:00:00	2136	169.98
2	000:00:01	9778	778.11

HM Data Download - Concrete Test Results

READ #	TIME	LOAD	STRESS (PSI)
3	000:00:02	9930	790.20
4	000:00:03	10197	811.45
5	000:00:04	10501	835.64
6	000:00:05	10785	858.24
7	000:00:06	11123	885.14
8	000:00:07	11468	912.59
9	000:00:08	11821	940.69
10	000:00:09	12147	966.63
11	000:00:10	12518	996.15
12	000:00:11	12894	1,026.07
13	000:00:12	13275	1,056.39
14	000:00:13	13624	1,084.16
15	000:00:14	14016	1,115.36
16	000:00:15	14412	1,146.87
17	000:00:16	14816	1,179.02
18	000:00:17	15185	1,208.38
19	000:00:18	15598	1,241.25
20	000:00:19	16013	1,274.27
21	000:00:20	16443	1,308.49
22	000:00:21	16825	1,338.89
23	000:00:22	17256	1,373.19
24	000:00:23	17692	1,407.88
25	000:00:24	18130	1,442.74
26	000:00:25	18529	1,474.49
27	000:00:26	18991	1,511.26
28	000:00:27	19441	1,547.07
29	000:00:28	19847	1,579.37
30	000:00:29	20308	1,616.06
31	000:00:30	20763	1,652.27
32	000:00:31	21228	1,689.27
33	000:00:32	21649	1,722.77
34	000:00:33	22116	1,759.94
35	000:00:34	22585	1,797.26
36	000:00:35	23058	1,834.90
37	000:00:36	23486	1,868.96
38	000:00:37	23960	1,906.68
39	000:00:38	24440	1,944.87
40	000:00:39	24922	1,983.23

HM Data Download - Concrete Test Results

READ #	TIME	LOAD	STRESS (PSI)
41	000:00:40	25356	2,017.77
42	000:00:41	25842	2,056.44
43	000:00:42	26326	2,094.96
44	000:00:43	26813	2,133.71
45	000:00:44	27254	2,168.80
46	000:00:45	27747	2,208.04
47	000:00:46	28237	2,247.03
48	000:00:47	28733	2,286.50
49	000:00:48	29175	2,321.67
50	000:00:49	29673	2,361.30
51	000:00:50	30169	2,400.77
52	000:00:51	30665	2,440.24
53	000:00:52	31114	2,475.97
54	000:00:53	31612	2,515.60
55	000:00:54	32111	2,555.31
56	000:00:55	32613	2,595.26
57	000:00:56	33065	2,631.23
58	000:00:57	33563	2,670.86
59	000:00:58	34066	2,710.89
60	000:00:59	34565	2,750.60
61	000:01:00	35019	2,786.72
62	000:01:01	35519	2,826.51
63	000:01:02	36024	2,866.70
64	000:01:03	36524	2,906.49
65	000:01:04	36977	2,942.54
66	000:01:05	37479	2,982.48
67	000:01:06	37983	3,022.59
68	000:01:07	38483	3,062.38
69	000:01:08	38936	3,098.43
70	000:01:09	39436	3,138.22
71	000:01:10	39941	3,178.40
72	000:01:11	40442	3,218.27
73	000:01:12	40941	3,257.98
74	000:01:13	41393	3,293.95
75	000:01:14	41891	3,333.58
76	000:01:15	42391	3,373.37
77	000:01:16	42887	3,412.84
78	000:01:17	43334	3,448.41

HM Data Download - Concrete Test Results

READ #	TIME	LOAD	STRESS (PSI)
79	000:01:18	43833	3,488.12
80	000:01:19	44326	3,527.35
81	000:01:20	44820	3,566.66
82	000:01:21	45263	3,601.92
83	000:01:22	45753	3,640.91
84	000:01:23	46238	3,679.50
85	000:01:24	46728	3,718.50
86	000:01:25	47163	3,753.11
87	000:01:26	47653	3,792.11
88	000:01:27	48095	3,827.28
89	000:01:28	48576	3,865.56
90	000:01:29	49056	3,903.75
91	000:01:30	49531	3,941.55
92	000:01:31	50007	3,979.43
93	000:01:32	50434	4,013.41
94	000:01:33	50902	4,050.65
95	000:01:34	51370	4,087.89
96	000:01:35	51837	4,125.06
97	000:01:36	52251	4,158.00
98	000:01:37	52711	4,194.61
99	000:01:38	53170	4,231.13
100	000:01:39	53620	4,266.94
101	000:01:40	54025	4,299.17
102	000:01:41	54470	4,334.58
103	000:01:42	54908	4,369.44
104	000:01:43	55344	4,404.14
105	000:01:44	55731	4,434.93
106	000:01:45	56154	4,468.59
107	000:01:46	56573	4,501.94
108	000:01:47	56985	4,534.72
109	000:01:48	57347	4,563.53
110	000:01:49	57734	4,594.33
111	000:01:50	58110	4,624.25
112	000:01:51	58480	4,653.69
113	000:01:52	58800	4,679.16
114	000:01:53	59143	4,706.45
115	000:01:54	59472	4,732.63
116	000:01:55	59778	4,756.98

HM Data Download - Concrete Test Results

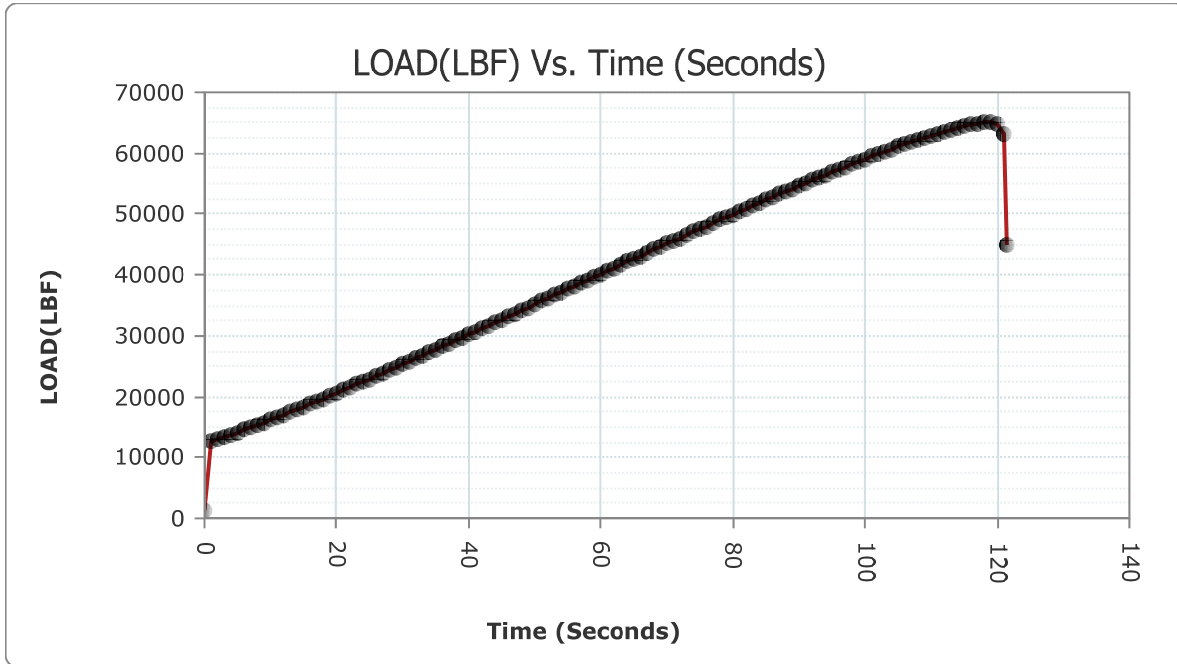
READ #	TIME	LOAD	STRESS (PSI)
117	000:01:56	60028	4,776.88
118	000:01:57	60275	4,796.53
119	000:01:58	60476	4,812.53
120	000:01:59	60611	4,823.27
121	000:02:00	60618	4,823.83
122	000:02:01	60228	4,792.79
123	000:02:01	39542	3,146.65

Concrete Test

Sample Identification: B6_3
 Machine ID: 6a127

Test Type: ASTM C39
 5/15/2020

TYPE	PEAK VALUES	UNITS
LOAD	64991	LBF
Diameter	4.00	IN
Length	8.00	IN
Cross-Sectional Area	12.57	IN ²
Sample Age	0.0	day(s)
Corrected Stress	5171.85	PSI
Average Pace Rate	443.29	LBF
Fracture Type	Type 6	
Correction Factor	1.000	
Temperature @ START	82.5	°F
Temperature @ FINISH	82.7	°F



READ #	TIME	LOAD	STRESS (PSI)
1	000:00:00	1421	113.08
2	000:00:01	12693	1,010.08

HM Data Download - Concrete Test Results

READ #	TIME	LOAD	STRESS (PSI)
3	000:00:02	13049	1,038.41
4	000:00:03	13377	1,064.51
5	000:00:04	13751	1,094.27
6	000:00:05	14103	1,122.28
7	000:00:06	14506	1,154.35
8	000:00:07	14915	1,186.90
9	000:00:08	15336	1,220.40
10	000:00:09	15722	1,251.12
11	000:00:10	16163	1,286.21
12	000:00:11	16601	1,321.07
13	000:00:12	16996	1,352.50
14	000:00:13	17442	1,387.99
15	000:00:14	17892	1,423.80
16	000:00:15	18348	1,460.09
17	000:00:16	18760	1,492.87
18	000:00:17	19222	1,529.64
19	000:00:18	19686	1,566.56
20	000:00:19	20153	1,603.72
21	000:00:20	20578	1,637.55
22	000:00:21	21055	1,675.50
23	000:00:22	21528	1,713.14
24	000:00:23	22008	1,751.34
25	000:00:24	22442	1,785.88
26	000:00:25	22926	1,824.39
27	000:00:26	23410	1,862.91
28	000:00:27	23896	1,901.58
29	000:00:28	24338	1,936.76
30	000:00:29	24830	1,975.91
31	000:00:30	25328	2,015.54
32	000:00:31	25821	2,054.77
33	000:00:32	26266	2,090.18
34	000:00:33	26762	2,129.65
35	000:00:34	27263	2,169.52
36	000:00:35	27763	2,209.31
37	000:00:36	28214	2,245.20
38	000:00:37	28716	2,285.15
39	000:00:38	29221	2,325.33
40	000:00:39	29725	2,365.44

HM Data Download - Concrete Test Results

READ #	TIME	LOAD	STRESS (PSI)
41	000:00:40	30180	2,401.65
42	000:00:41	30687	2,441.99
43	000:00:42	31194	2,482.34
44	000:00:43	31699	2,522.53
45	000:00:44	32160	2,559.21
46	000:00:45	32669	2,599.72
47	000:00:46	33179	2,640.30
48	000:00:47	33689	2,680.89
49	000:00:48	34148	2,717.41
50	000:00:49	34661	2,758.23
51	000:00:50	35173	2,798.98
52	000:00:51	35683	2,839.56
53	000:00:52	36146	2,876.41
54	000:00:53	36656	2,916.99
55	000:00:54	37170	2,957.89
56	000:00:55	37681	2,998.56
57	000:00:56	38139	3,035.01
58	000:00:57	38650	3,075.67
59	000:00:58	39164	3,116.57
60	000:00:59	39672	3,157.00
61	000:01:00	40132	3,193.60
62	000:01:01	40642	3,234.19
63	000:01:02	41152	3,274.77
64	000:01:03	41659	3,315.12
65	000:01:04	42171	3,355.86
66	000:01:05	42625	3,391.99
67	000:01:06	43133	3,432.42
68	000:01:07	43640	3,472.76
69	000:01:08	44145	3,512.95
70	000:01:09	44604	3,549.47
71	000:01:10	45116	3,590.22
72	000:01:11	45570	3,626.35
73	000:01:12	46069	3,666.05
74	000:01:13	46570	3,705.92
75	000:01:14	47070	3,745.71
76	000:01:15	47520	3,781.52
77	000:01:16	48016	3,820.99
78	000:01:17	48512	3,860.46

HM Data Download - Concrete Test Results

READ #	TIME	LOAD	STRESS (PSI)
79	000:01:18	49006	3,899.77
80	000:01:19	49451	3,935.19
81	000:01:20	49940	3,974.10
82	000:01:21	50434	4,013.41
83	000:01:22	50919	4,052.01
84	000:01:23	51404	4,090.60
85	000:01:24	51840	4,125.30
86	000:01:25	52325	4,163.89
87	000:01:26	52803	4,201.93
88	000:01:27	53280	4,239.89
89	000:01:28	53709	4,274.03
90	000:01:29	54181	4,311.59
91	000:01:30	54649	4,348.83
92	000:01:31	55114	4,385.83
93	000:01:32	55533	4,419.18
94	000:01:33	55996	4,456.02
95	000:01:34	56453	4,492.39
96	000:01:35	56905	4,528.36
97	000:01:36	57312	4,560.74
98	000:01:37	57762	4,596.55
99	000:01:38	58204	4,631.73
100	000:01:39	58642	4,666.58
101	000:01:40	59032	4,697.62
102	000:01:41	59459	4,731.60
103	000:01:42	59881	4,765.18
104	000:01:43	60296	4,798.20
105	000:01:44	60666	4,827.65
106	000:01:45	61071	4,859.88
107	000:01:46	61467	4,891.39
108	000:01:47	61853	4,922.11
109	000:01:48	62195	4,949.32
110	000:01:49	62563	4,978.61
111	000:01:50	62919	5,006.94
112	000:01:51	63264	5,034.39
113	000:01:52	63562	5,058.10
114	000:01:53	63877	5,083.17
115	000:01:54	64166	5,106.17
116	000:01:55	64435	5,127.57

HM Data Download - Concrete Test Results

READ #	TIME	LOAD	STRESS (PSI)
117	000:01:56	64645	5,144.29
118	000:01:57	64838	5,159.64
119	000:01:58	64964	5,169.67
120	000:01:59	64978	5,170.79
121	000:02:00	64770	5,154.23
122	000:02:01	63171	5,026.99
123	000:02:01	44905	3,573.43

Concrete Test

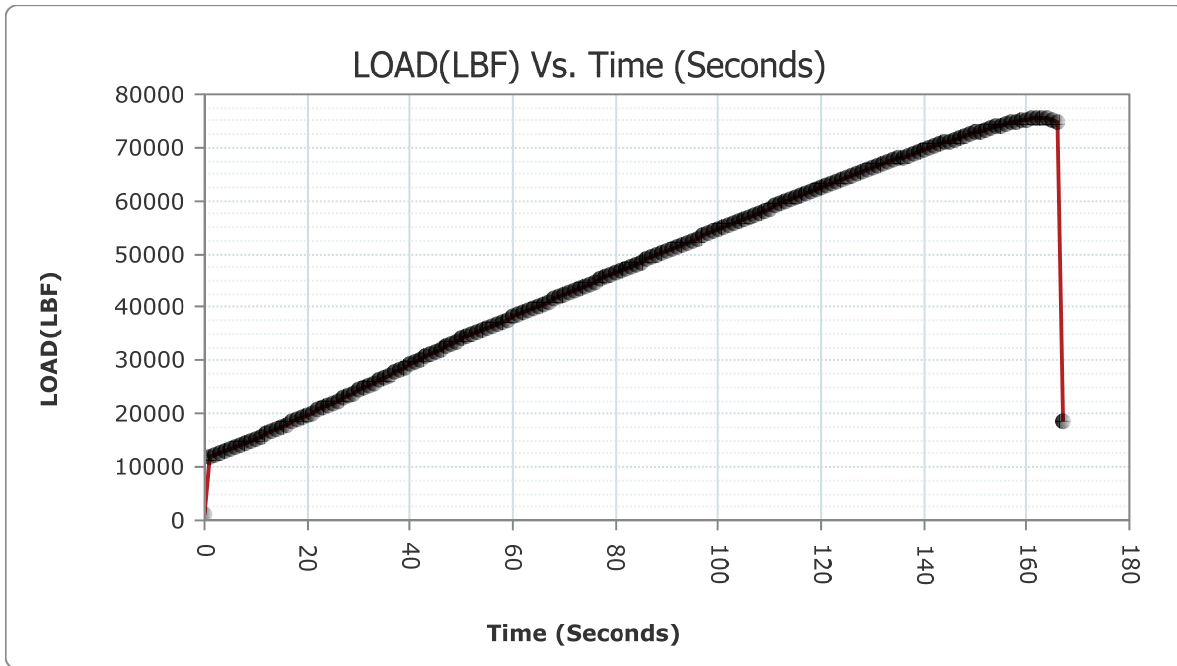
Sample Identification: B24H_1

Machine ID: 6a127

Test Type: ASTM C39

5/16/2020

TYPE	PEAK VALUES	UNITS
LOAD	75539	LBF
Diameter	4.00	IN
Length	8.00	IN
Cross-Sectional Area	12.57	IN ²
Sample Age	0.0	day(s)
Corrected Stress	6011.16	PSI
Average Pace Rate	366.10	LBF
Fracture Type	Type 1	
Correction Factor	1.000	
Temperature @ START	79.7	°F
Temperature @ FINISH	79.3	°F



READ #	TIME	LOAD	STRESS (PSI)
1	000:00:00	1223	97.32
2	000:00:01	12021	956.60

HM Data Download - Concrete Test Results

READ #	TIME	LOAD	STRESS (PSI)
3	000:00:02	12311	979.68
4	000:00:03	12638	1,005.70
5	000:00:04	13008	1,035.14
6	000:00:05	13358	1,063.00
7	000:00:06	13756	1,094.67
8	000:00:07	14173	1,127.85
9	000:00:08	14545	1,157.45
10	000:00:09	14964	1,190.80
11	000:00:10	15385	1,224.30
12	000:00:11	15813	1,258.36
13	000:00:12	16245	1,292.74
14	000:00:13	16638	1,324.01
15	000:00:14	17078	1,359.02
16	000:00:15	17520	1,394.20
17	000:00:16	17966	1,429.69
18	000:00:17	18419	1,465.74
19	000:00:18	18870	1,501.63
20	000:00:19	19326	1,537.91
21	000:00:20	19738	1,570.70
22	000:00:21	20201	1,607.54
23	000:00:22	20665	1,644.47
24	000:00:23	21127	1,681.23
25	000:00:24	21599	1,718.79
26	000:00:25	22070	1,756.27
27	000:00:26	22499	1,790.41
28	000:00:27	22972	1,828.05
29	000:00:28	23452	1,866.25
30	000:00:29	23931	1,904.37
31	000:00:30	24413	1,942.72
32	000:00:31	24898	1,981.32
33	000:00:32	25381	2,019.76
34	000:00:33	25820	2,054.69
35	000:00:34	26313	2,093.92
36	000:00:35	26801	2,132.76
37	000:00:36	27290	2,171.67
38	000:00:37	27783	2,210.90
39	000:00:38	28273	2,249.89
40	000:00:39	28717	2,285.23

HM Data Download - Concrete Test Results

READ #	TIME	LOAD	STRESS (PSI)
41	000:00:40	29217	2,325.01
42	000:00:41	29711	2,364.33
43	000:00:42	30206	2,403.72
44	000:00:43	30704	2,443.35
45	000:00:44	31204	2,483.14
46	000:00:45	31654	2,518.95
47	000:00:46	32153	2,558.65
48	000:00:47	32653	2,598.44
49	000:00:48	33156	2,638.47
50	000:00:49	33618	2,675.24
51	000:00:50	34051	2,709.69
52	000:00:51	34475	2,743.43
53	000:00:52	34852	2,773.43
54	000:00:53	35273	2,806.94
55	000:00:54	35694	2,840.44
56	000:00:55	36118	2,874.18
57	000:00:56	36538	2,907.60
58	000:00:57	36959	2,941.10
59	000:00:58	37340	2,971.42
60	000:00:59	37764	3,005.16
61	000:01:00	38187	3,038.82
62	000:01:01	38614	3,072.80
63	000:01:02	39039	3,106.63
64	000:01:03	39422	3,137.10
65	000:01:04	39849	3,171.08
66	000:01:05	40274	3,204.90
67	000:01:06	40701	3,238.88
68	000:01:07	41085	3,269.44
69	000:01:08	41518	3,303.90
70	000:01:09	41947	3,338.04
71	000:01:10	42328	3,368.36
72	000:01:11	42747	3,401.70
73	000:01:12	43171	3,435.44
74	000:01:13	43593	3,469.02
75	000:01:14	44013	3,502.44
76	000:01:15	44434	3,535.95
77	000:01:16	44810	3,565.87
78	000:01:17	45231	3,599.37

HM Data Download - Concrete Test Results

READ #	TIME	LOAD	STRESS (PSI)
79	000:01:18	45652	3,632.87
80	000:01:19	46072	3,666.29
81	000:01:20	46488	3,699.40
82	000:01:21	46906	3,732.66
83	000:01:22	47283	3,762.66
84	000:01:23	47702	3,796.00
85	000:01:24	48118	3,829.11
86	000:01:25	48534	3,862.21
87	000:01:26	48949	3,895.24
88	000:01:27	49368	3,928.58
89	000:01:28	49780	3,961.37
90	000:01:29	50151	3,990.89
91	000:01:30	50567	4,023.99
92	000:01:31	50981	4,056.94
93	000:01:32	51393	4,089.73
94	000:01:33	51806	4,122.59
95	000:01:34	52216	4,155.22
96	000:01:35	52589	4,184.90
97	000:01:36	52998	4,217.45
98	000:01:37	53409	4,250.15
99	000:01:38	53818	4,282.70
100	000:01:39	54227	4,315.25
101	000:01:40	54634	4,347.64
102	000:01:41	55000	4,376.76
103	000:01:42	55406	4,409.07
104	000:01:43	55809	4,441.14
105	000:01:44	56214	4,473.37
106	000:01:45	56617	4,505.44
107	000:01:46	57019	4,537.43
108	000:01:47	57423	4,569.58
109	000:01:48	57780	4,597.99
110	000:01:49	58181	4,629.90
111	000:01:50	58580	4,661.65
112	000:01:51	58978	4,693.32
113	000:01:52	59376	4,724.99
114	000:01:53	59767	4,756.11
115	000:01:54	60122	4,784.36
116	000:01:55	60515	4,815.63

HM Data Download - Concrete Test Results

READ #	TIME	LOAD	STRESS (PSI)
117	000:01:56	60905	4,846.67
118	000:01:57	61295	4,877.70
119	000:01:58	61683	4,908.58
120	000:01:59	62067	4,939.13
121	000:02:00	62419	4,967.15
122	000:02:01	62804	4,997.78
123	000:02:02	63192	5,028.66
124	000:02:03	63576	5,059.22
125	000:02:04	63921	5,086.67
126	000:02:05	64305	5,117.23
127	000:02:06	64683	5,147.31
128	000:02:07	65062	5,177.47
129	000:02:08	65409	5,205.08
130	000:02:09	65782	5,234.77
131	000:02:10	66153	5,264.29
132	000:02:11	66519	5,293.41
133	000:02:12	66846	5,319.44
134	000:02:13	67206	5,348.08
135	000:02:14	67568	5,376.89
136	000:02:15	67923	5,405.14
137	000:02:16	68278	5,433.39
138	000:02:17	68629	5,461.32
139	000:02:18	68975	5,488.86
140	000:02:19	69288	5,513.76
141	000:02:20	69629	5,540.90
142	000:02:21	69970	5,568.04
143	000:02:22	70304	5,594.61
144	000:02:23	70635	5,620.95
145	000:02:24	70962	5,646.98
146	000:02:25	71254	5,670.21
147	000:02:26	71575	5,695.76
148	000:02:27	71885	5,720.43
149	000:02:28	72194	5,745.02
150	000:02:29	72496	5,769.05
151	000:02:30	72792	5,792.60
152	000:02:31	73055	5,813.53
153	000:02:32	73343	5,836.45
154	000:02:33	73616	5,858.18

HM Data Download - Concrete Test Results

READ #	TIME	LOAD	STRESS (PSI)
155	000:02:34	73881	5,879.26
156	000:02:35	74141	5,899.95
157	000:02:36	74389	5,919.69
158	000:02:37	74620	5,938.07
159	000:02:38	74817	5,953.75
160	000:02:39	75020	5,969.90
161	000:02:40	75205	5,984.62
162	000:02:41	75360	5,996.96
163	000:02:42	75472	6,005.87
164	000:02:43	75536	6,010.96
165	000:02:44	75515	6,009.29
166	000:02:45	75322	5,993.93
167	000:02:46	74723	5,946.27
168	000:02:47	18743	1,491.52

Concrete Test

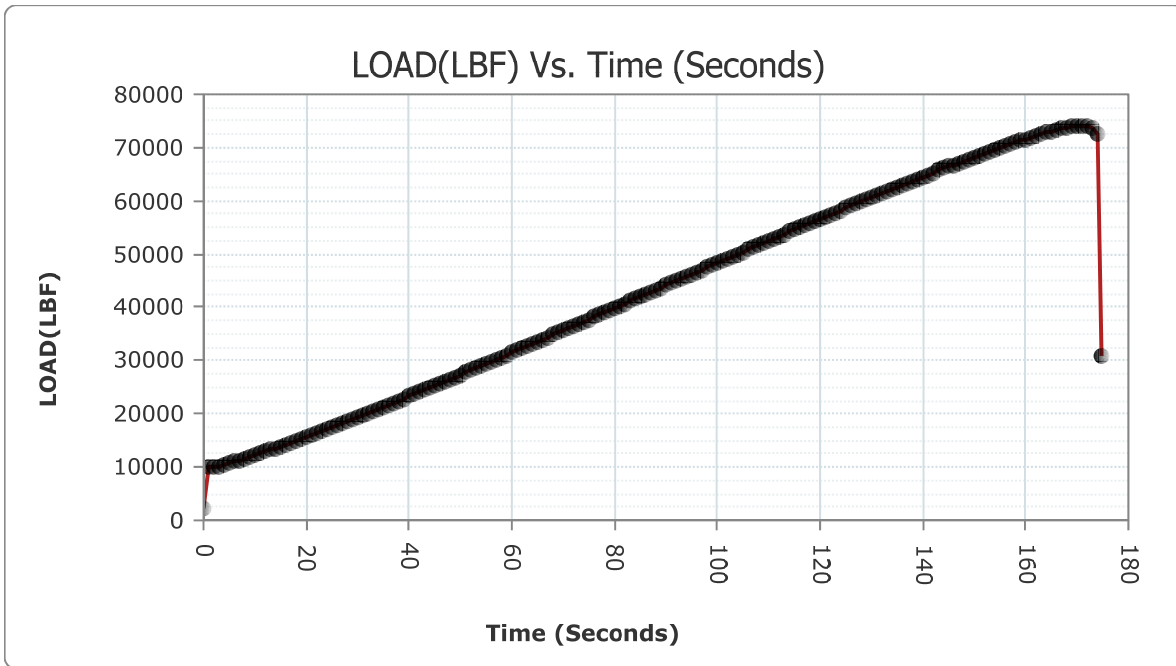
Sample Identification: B24H_2

Machine ID: 6a127

Test Type: ASTM C39

5/16/2020

TYPE	PEAK VALUES	UNITS
LOAD	74026	LBF
Diameter	4.00	IN
Length	8.00	IN
Cross-Sectional Area	12.57	IN ²
Sample Age	0.0	day(s)
Corrected Stress	5890.78	PSI
Average Pace Rate	385.51	LBF
Fracture Type	Type 1	
Correction Factor	1.000	
Temperature @ START	79.2	°F
Temperature @ FINISH	79.0	°F



READ #	TIME	LOAD	STRESS (PSI)
1	000:00:00	2349	186.93
2	000:00:01	10206	812.17

HM Data Download - Concrete Test Results

READ #	TIME	LOAD	STRESS (PSI)
3	000:00:02	10025	797.76
4	000:00:03	10171	809.38
5	000:00:04	10444	831.11
6	000:00:05	10730	853.87
7	000:00:06	11005	875.75
8	000:00:07	11309	899.94
9	000:00:08	11616	924.37
10	000:00:09	11930	949.36
11	000:00:10	12252	974.98
12	000:00:11	12547	998.46
13	000:00:12	12878	1,024.80
14	000:00:13	13212	1,051.38
15	000:00:14	13552	1,078.43
16	000:00:15	13893	1,105.57
17	000:00:16	14243	1,133.42
18	000:00:17	14560	1,158.65
19	000:00:18	14914	1,186.82
20	000:00:19	15274	1,215.47
21	000:00:20	15637	1,244.35
22	000:00:21	16002	1,273.40
23	000:00:22	16371	1,302.76
24	000:00:23	16704	1,329.26
25	000:00:24	17077	1,358.94
26	000:00:25	17455	1,389.02
27	000:00:26	17834	1,419.18
28	000:00:27	18213	1,449.34
29	000:00:28	18600	1,480.14
30	000:00:29	18986	1,510.86
31	000:00:30	19337	1,538.79
32	000:00:31	19724	1,569.59
33	000:00:32	20118	1,600.94
34	000:00:33	20513	1,632.37
35	000:00:34	20907	1,663.73
36	000:00:35	21304	1,695.32
37	000:00:36	21663	1,723.89
38	000:00:37	22067	1,756.04
39	000:00:38	22466	1,787.79
40	000:00:39	22872	1,820.10

HM Data Download - Concrete Test Results

READ #	TIME	LOAD	STRESS (PSI)
41	000:00:40	23276	1,852.25
42	000:00:41	23683	1,884.63
43	000:00:42	24051	1,913.92
44	000:00:43	24459	1,946.39
45	000:00:44	24872	1,979.25
46	000:00:45	25282	2,011.88
47	000:00:46	25694	2,044.66
48	000:00:47	26106	2,077.45
49	000:00:48	26482	2,107.37
50	000:00:49	26899	2,140.55
51	000:00:50	27315	2,173.66
52	000:00:51	27731	2,206.76
53	000:00:52	28149	2,240.03
54	000:00:53	28571	2,273.61
55	000:00:54	28954	2,304.09
56	000:00:55	29376	2,337.67
57	000:00:56	29802	2,371.57
58	000:00:57	30225	2,405.23
59	000:00:58	30609	2,435.79
60	000:00:59	31040	2,470.08
61	000:01:00	31465	2,503.91
62	000:01:01	31897	2,538.28
63	000:01:02	32284	2,569.08
64	000:01:03	32707	2,602.74
65	000:01:04	33133	2,636.64
66	000:01:05	33558	2,670.46
67	000:01:06	33987	2,704.60
68	000:01:07	34379	2,735.79
69	000:01:08	34806	2,769.77
70	000:01:09	35232	2,803.67
71	000:01:10	35660	2,837.73
72	000:01:11	36089	2,871.87
73	000:01:12	36520	2,906.17
74	000:01:13	36902	2,936.57
75	000:01:14	37329	2,970.55
76	000:01:15	37759	3,004.77
77	000:01:16	38188	3,038.90
78	000:01:17	38616	3,072.96

HM Data Download - Concrete Test Results

READ #	TIME	LOAD	STRESS (PSI)
79	000:01:18	39044	3,107.02
80	000:01:19	39431	3,137.82
81	000:01:20	39861	3,172.04
82	000:01:21	40293	3,206.42
83	000:01:22	40719	3,240.32
84	000:01:23	41147	3,274.37
85	000:01:24	41578	3,308.67
86	000:01:25	41966	3,339.55
87	000:01:26	42396	3,373.77
88	000:01:27	42827	3,408.06
89	000:01:28	43252	3,441.88
90	000:01:29	43682	3,476.10
91	000:01:30	44111	3,510.24
92	000:01:31	44540	3,544.38
93	000:01:32	44926	3,575.10
94	000:01:33	45357	3,609.40
95	000:01:34	45783	3,643.30
96	000:01:35	46211	3,677.35
97	000:01:36	46640	3,711.49
98	000:01:37	47069	3,745.63
99	000:01:38	47453	3,776.19
100	000:01:39	47880	3,810.17
101	000:01:40	48307	3,844.15
102	000:01:41	48736	3,878.29
103	000:01:42	49164	3,912.35
104	000:01:43	49585	3,945.85
105	000:01:44	49968	3,976.33
106	000:01:45	50395	4,010.31
107	000:01:46	50818	4,043.97
108	000:01:47	51246	4,078.03
109	000:01:48	51669	4,111.69
110	000:01:49	52089	4,145.11
111	000:01:50	52469	4,175.35
112	000:01:51	52889	4,208.77
113	000:01:52	53313	4,242.51
114	000:01:53	53733	4,275.94
115	000:01:54	54158	4,309.76
116	000:01:55	54538	4,340.00

HM Data Download - Concrete Test Results

READ #	TIME	LOAD	STRESS (PSI)
117	000:01:56	54959	4,373.50
118	000:01:57	55380	4,407.00
119	000:01:58	55803	4,440.66
120	000:01:59	56181	4,470.74
121	000:02:00	56601	4,504.16
122	000:02:01	57016	4,537.19
123	000:02:02	57435	4,570.53
124	000:02:03	57809	4,600.29
125	000:02:04	58224	4,633.32
126	000:02:05	58633	4,665.87
127	000:02:06	59039	4,698.17
128	000:02:07	59463	4,731.92
129	000:02:08	59828	4,760.96
130	000:02:09	60232	4,793.11
131	000:02:10	60634	4,825.10
132	000:02:11	61041	4,857.49
133	000:02:12	61446	4,889.72
134	000:02:13	61846	4,921.55
135	000:02:14	62203	4,949.96
136	000:02:15	62601	4,981.63
137	000:02:16	62996	5,013.06
138	000:02:17	63391	5,044.50
139	000:02:18	63786	5,075.93
140	000:02:19	64173	5,106.73
141	000:02:20	64525	5,134.74
142	000:02:21	64908	5,165.21
143	000:02:22	65297	5,196.17
144	000:02:23	65677	5,226.41
145	000:02:24	66059	5,256.81
146	000:02:25	66438	5,286.97
147	000:02:26	66777	5,313.94
148	000:02:27	67150	5,343.63
149	000:02:28	67521	5,373.15
150	000:02:29	67887	5,402.28
151	000:02:30	68250	5,431.16
152	000:02:31	68613	5,460.05
153	000:02:32	68971	5,488.54
154	000:02:33	69289	5,513.84

HM Data Download - Concrete Test Results

READ #	TIME	LOAD	STRESS (PSI)
155	000:02:34	69642	5,541.93
156	000:02:35	69986	5,569.31
157	000:02:36	70328	5,596.52
158	000:02:37	70666	5,623.42
159	000:02:38	71000	5,650.00
160	000:02:39	71293	5,673.32
161	000:02:40	71614	5,698.86
162	000:02:41	71926	5,723.69
163	000:02:42	72224	5,747.40
164	000:02:43	72516	5,770.64
165	000:02:44	72799	5,793.16
166	000:02:45	73039	5,812.26
167	000:02:46	73289	5,832.15
168	000:02:47	73522	5,850.69
169	000:02:48	73728	5,867.09
170	000:02:49	73911	5,881.65
171	000:02:50	74019	5,890.24
172	000:02:51	74014	5,889.85
173	000:02:52	73899	5,880.70
174	000:02:53	73565	5,854.12
175	000:02:54	72702	5,785.44
176	000:02:54	30942	2,462.29

Concrete Test

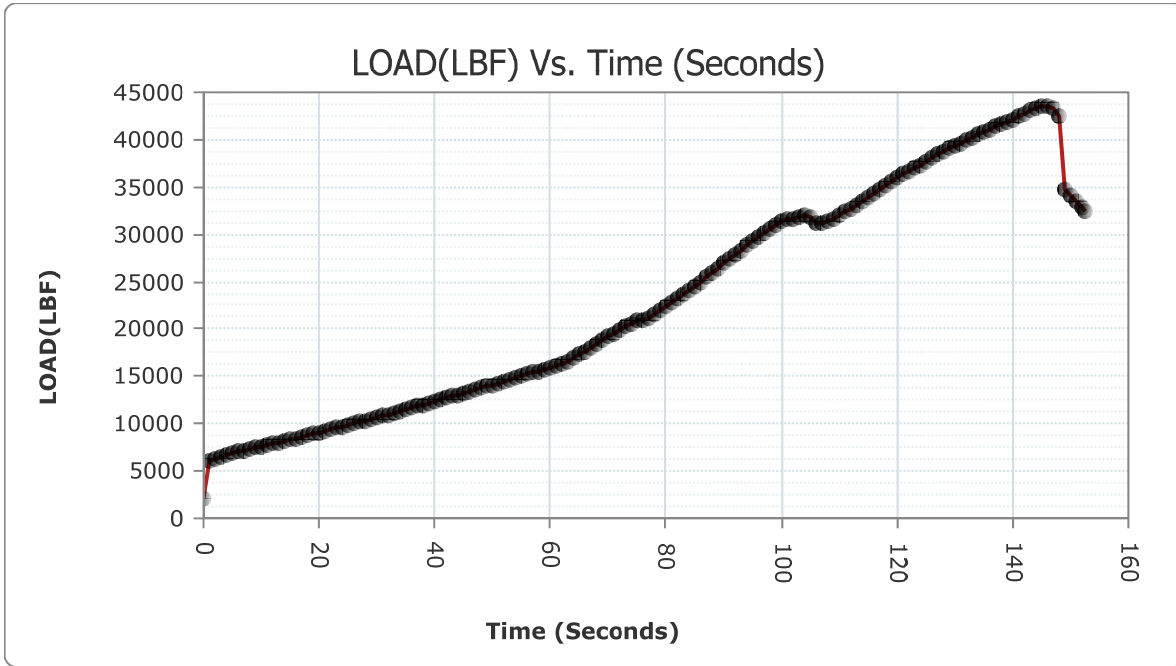
Sample Identification: B24H_3

Machine ID: 6a127

Test Type: ASTM C39

5/16/2020

TYPE	PEAK VALUES	UNITS
LOAD	43492	LBF
Diameter	4.00	IN
Length	8.00	IN
Cross-Sectional Area	12.57	IN ²
Sample Age	0.0	day(s)
Corrected Stress	3461.00	PSI
Average Pace Rate	326.16	LBF
Fracture Type	Type 1	
Correction Factor	1.000	
Temperature @ START	78.7	°F
Temperature @ FINISH	78.5	°F



READ #	TIME	LOAD	STRESS (PSI)
1	000:00:00	2173	172.92
2	000:00:01	6082	483.99

HM Data Download - Concrete Test Results

READ #	TIME	LOAD	STRESS (PSI)
3	000:00:02	6226	495.45
4	000:00:03	6497	517.01
5	000:00:04	6725	535.16
6	000:00:05	6875	547.10
7	000:00:06	7018	558.47
8	000:00:07	7157	569.54
9	000:00:08	7300	580.92
10	000:00:09	7442	592.22
11	000:00:10	7584	603.52
12	000:00:11	7729	615.05
13	000:00:12	7861	625.56
14	000:00:13	8005	637.02
15	000:00:14	8154	648.87
16	000:00:15	8302	660.65
17	000:00:16	8457	672.99
18	000:00:17	8605	684.76
19	000:00:18	8745	695.90
20	000:00:19	8899	708.16
21	000:00:20	9052	720.34
22	000:00:21	9210	732.91
23	000:00:22	9367	745.40
24	000:00:23	9530	758.37
25	000:00:24	9674	769.83
26	000:00:25	9836	782.72
27	000:00:26	9998	795.62
28	000:00:27	10165	808.90
29	000:00:28	10331	822.11
30	000:00:29	10497	835.32
31	000:00:30	10663	848.53
32	000:00:31	10818	860.87
33	000:00:32	10987	874.32
34	000:00:33	11159	888.01
35	000:00:34	11334	901.93
36	000:00:35	11509	915.86
37	000:00:36	11685	929.86
38	000:00:37	11844	942.52
39	000:00:38	12022	956.68
40	000:00:39	12197	970.61

HM Data Download - Concrete Test Results

READ #	TIME	LOAD	STRESS (PSI)
41	000:00:40	12371	984.45
42	000:00:41	12538	997.74
43	000:00:42	12714	1,011.75
44	000:00:43	12875	1,024.56
45	000:00:44	13052	1,038.65
46	000:00:45	13229	1,052.73
47	000:00:46	13410	1,067.13
48	000:00:47	13593	1,081.70
49	000:00:48	13781	1,096.66
50	000:00:49	13941	1,109.39
51	000:00:50	14122	1,123.79
52	000:00:51	14308	1,138.59
53	000:00:52	14490	1,153.08
54	000:00:53	14676	1,167.88
55	000:00:54	14859	1,182.44
56	000:00:55	15027	1,195.81
57	000:00:56	15218	1,211.01
58	000:00:57	15405	1,225.89
59	000:00:58	15578	1,239.66
60	000:00:59	15764	1,254.46
61	000:01:00	15956	1,269.74
62	000:01:01	16145	1,284.78
63	000:01:02	16316	1,298.39
64	000:01:03	16591	1,320.27
65	000:01:04	16949	1,348.76
66	000:01:05	17309	1,377.41
67	000:01:06	17660	1,405.34
68	000:01:07	17988	1,431.44
69	000:01:08	18379	1,462.55
70	000:01:09	18777	1,494.23
71	000:01:10	19168	1,525.34
72	000:01:11	19561	1,556.61
73	000:01:12	19930	1,585.98
74	000:01:13	20281	1,613.91
75	000:01:14	20585	1,638.10
76	000:01:15	20894	1,662.69
77	000:01:16	20968	1,668.58
78	000:01:17	21243	1,690.46

HM Data Download - Concrete Test Results

READ #	TIME	LOAD	STRESS (PSI)
79	000:01:18	21598	1,718.71
80	000:01:19	21980	1,749.11
81	000:01:20	22340	1,777.76
82	000:01:21	22758	1,811.02
83	000:01:22	23206	1,846.67
84	000:01:23	23658	1,882.64
85	000:01:24	24104	1,918.14
86	000:01:25	24544	1,953.15
87	000:01:26	24958	1,986.09
88	000:01:27	25434	2,023.97
89	000:01:28	25925	2,063.05
90	000:01:29	26416	2,102.12
91	000:01:30	26905	2,141.03
92	000:01:31	27406	2,180.90
93	000:01:32	27896	2,219.89
94	000:01:33	28321	2,253.71
95	000:01:34	28791	2,291.11
96	000:01:35	29263	2,328.68
97	000:01:36	29727	2,365.60
98	000:01:37	30186	2,402.13
99	000:01:38	30638	2,438.09
100	000:01:39	31042	2,470.24
101	000:01:40	31421	2,500.40
102	000:01:41	31530	2,509.08
103	000:01:42	31642	2,517.99
104	000:01:43	31841	2,533.83
105	000:01:44	32006	2,546.96
106	000:01:45	31805	2,530.96
107	000:01:46	31177	2,480.99
108	000:01:47	31143	2,478.28
109	000:01:48	31379	2,497.06
110	000:01:49	31685	2,521.41
111	000:01:50	32040	2,549.66
112	000:01:51	32356	2,574.81
113	000:01:52	32703	2,602.42
114	000:01:53	33095	2,633.62
115	000:01:54	33496	2,665.53
116	000:01:55	33903	2,697.92

HM Data Download - Concrete Test Results

READ #	TIME	LOAD	STRESS (PSI)
117	000:01:56	34286	2,728.39
118	000:01:57	34696	2,761.02
119	000:01:58	35121	2,794.84
120	000:01:59	35500	2,825.00
121	000:02:00	35923	2,858.66
122	000:02:01	36346	2,892.32
123	000:02:02	36718	2,921.93
124	000:02:03	36992	2,943.73
125	000:02:04	37297	2,968.00
126	000:02:05	37654	2,996.41
127	000:02:06	38040	3,027.13
128	000:02:07	38420	3,057.37
129	000:02:08	38780	3,086.01
130	000:02:09	39066	3,108.77
131	000:02:10	39367	3,132.73
132	000:02:11	39659	3,155.96
133	000:02:12	39958	3,179.76
134	000:02:13	40250	3,202.99
135	000:02:14	40536	3,225.75
136	000:02:15	40815	3,247.95
137	000:02:16	41068	3,268.09
138	000:02:17	41338	3,289.57
139	000:02:18	41621	3,312.09
140	000:02:19	41893	3,333.74
141	000:02:20	42164	3,355.30
142	000:02:21	42493	3,381.49
143	000:02:22	42786	3,404.80
144	000:02:23	43057	3,426.37
145	000:02:24	43282	3,444.27
146	000:02:25	43451	3,457.72
147	000:02:26	43483	3,460.27
148	000:02:27	43279	3,444.03
149	000:02:28	42410	3,374.88
150	000:02:29	34696	2,761.02
151	000:02:30	34093	2,713.03
152	000:02:31	33544	2,669.35
153	000:02:32	32930	2,620.49
154	000:02:32	32364	2,575.45

Concrete Test

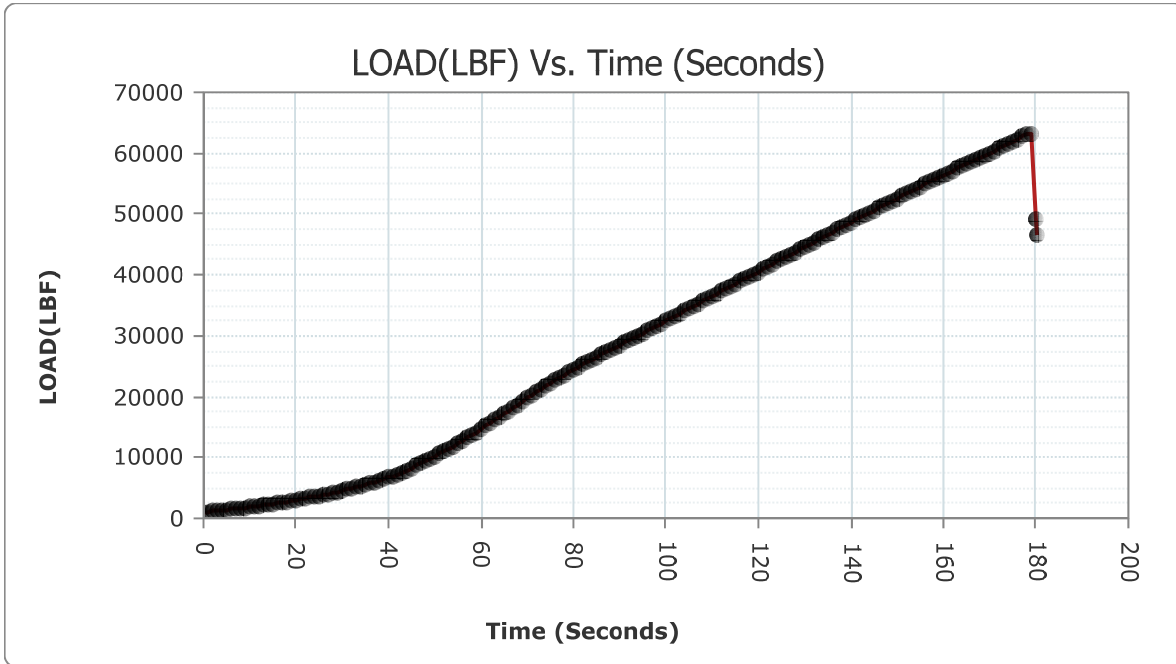
Sample Identification: B3D_1

Machine ID: 6a127

Test Type: ASTM C39

5/18/2020

TYPE	PEAK VALUES	UNITS
LOAD	63259	LBF
Diameter	4.00	IN
Length	8.00	IN
Cross-Sectional Area	12.57	IN ²
Sample Age	0.0	day(s)
Corrected Stress	5034.01	PSI
Average Pace Rate	393.49	LBF
Fracture Type	Type 1	
Correction Factor	1.000	
Temperature @ START	87.9	°F
Temperature @ FINISH	87.9	°F



READ #	TIME	LOAD	STRESS (PSI)
1	000:00:00	1001	79.66
2	000:00:01	1066	84.83

HM Data Download - Concrete Test Results

READ #	TIME	LOAD	STRESS (PSI)
3	000:00:02	1141	90.80
4	000:00:03	1221	97.16
5	000:00:04	1304	103.77
6	000:00:05	1390	110.61
7	000:00:06	1481	117.85
8	000:00:07	1574	125.25
9	000:00:08	1662	132.26
10	000:00:09	1763	140.30
11	000:00:10	1862	148.17
12	000:00:11	1941	154.46
13	000:00:12	2048	162.97
14	000:00:13	2148	170.93
15	000:00:14	2264	180.16
16	000:00:15	2379	189.31
17	000:00:16	2500	198.94
18	000:00:17	2624	208.81
19	000:00:18	2754	219.16
20	000:00:19	2872	228.55
21	000:00:20	3006	239.21
22	000:00:21	3148	250.51
23	000:00:22	3291	261.89
24	000:00:23	3441	273.83
25	000:00:24	3581	284.97
26	000:00:25	3736	297.30
27	000:00:26	3897	310.11
28	000:00:27	4065	323.48
29	000:00:28	4218	335.66
30	000:00:29	4394	349.66
31	000:00:30	4572	363.83
32	000:00:31	4753	378.23
33	000:00:32	4941	393.19
34	000:00:33	5113	406.88
35	000:00:34	5308	422.40
36	000:00:35	5506	438.15
37	000:00:36	5706	454.07
38	000:00:37	5921	471.18
39	000:00:38	6186	492.27
40	000:00:39	6425	511.29

HM Data Download - Concrete Test Results

READ #	TIME	LOAD	STRESS (PSI)
41	000:00:40	6698	533.01
42	000:00:41	6973	554.89
43	000:00:42	7270	578.53
44	000:00:43	7593	604.23
45	000:00:44	7946	632.32
46	000:00:45	8268	657.95
47	000:00:46	8637	687.31
48	000:00:47	9013	717.23
49	000:00:48	9399	747.95
50	000:00:49	9796	779.54
51	000:00:50	10200	811.69
52	000:00:51	10613	844.56
53	000:00:52	10996	875.03
54	000:00:53	11429	909.49
55	000:00:54	11866	944.27
56	000:00:55	12316	980.08
57	000:00:56	12776	1,016.68
58	000:00:57	13243	1,053.84
59	000:00:58	13676	1,088.30
60	000:00:59	14159	1,126.74
61	000:01:00	14652	1,165.97
62	000:01:01	15143	1,205.04
63	000:01:02	15641	1,244.67
64	000:01:03	16148	1,285.02
65	000:01:04	16610	1,321.78
66	000:01:05	17120	1,362.37
67	000:01:06	17637	1,403.51
68	000:01:07	18161	1,445.21
69	000:01:08	18691	1,487.38
70	000:01:09	19187	1,526.85
71	000:01:10	19722	1,569.43
72	000:01:11	20245	1,611.05
73	000:01:12	20756	1,651.71
74	000:01:13	21262	1,691.98
75	000:01:14	21738	1,729.86
76	000:01:15	22160	1,763.44
77	000:01:16	22632	1,801.00
78	000:01:17	23106	1,838.72

HM Data Download - Concrete Test Results

READ #	TIME	LOAD	STRESS (PSI)
79	000:01:18	23550	1,874.05
80	000:01:19	23998	1,909.70
81	000:01:20	24424	1,943.60
82	000:01:21	24813	1,974.56
83	000:01:22	25248	2,009.17
84	000:01:23	25685	2,043.95
85	000:01:24	26110	2,077.77
86	000:01:25	26509	2,109.52
87	000:01:26	26870	2,138.25
88	000:01:27	27273	2,170.32
89	000:01:28	27675	2,202.31
90	000:01:29	28080	2,234.54
91	000:01:30	28444	2,263.50
92	000:01:31	28848	2,295.65
93	000:01:32	29256	2,328.12
94	000:01:33	29657	2,360.03
95	000:01:34	30063	2,392.34
96	000:01:35	30429	2,421.46
97	000:01:36	30834	2,453.69
98	000:01:37	31238	2,485.84
99	000:01:38	31647	2,518.39
100	000:01:39	32053	2,550.70
101	000:01:40	32463	2,583.32
102	000:01:41	32827	2,612.29
103	000:01:42	33240	2,645.16
104	000:01:43	33648	2,677.62
105	000:01:44	34058	2,710.25
106	000:01:45	34467	2,742.80
107	000:01:46	34880	2,775.66
108	000:01:47	35250	2,805.11
109	000:01:48	35660	2,837.73
110	000:01:49	36072	2,870.52
111	000:01:50	36481	2,903.07
112	000:01:51	36895	2,936.01
113	000:01:52	37308	2,968.88
114	000:01:53	37680	2,998.48
115	000:01:54	38090	3,031.11
116	000:01:55	38503	3,063.97

HM Data Download - Concrete Test Results

READ #	TIME	LOAD	STRESS (PSI)
117	000:01:56	38914	3,096.68
118	000:01:57	39330	3,129.78
119	000:01:58	39740	3,162.41
120	000:01:59	40155	3,195.43
121	000:02:00	40526	3,224.96
122	000:02:01	40939	3,257.82
123	000:02:02	41352	3,290.69
124	000:02:03	41766	3,323.63
125	000:02:04	42178	3,356.42
126	000:02:05	42590	3,389.20
127	000:02:06	42960	3,418.65
128	000:02:07	43370	3,451.27
129	000:02:08	43783	3,484.14
130	000:02:09	44198	3,517.17
131	000:02:10	44618	3,550.59
132	000:02:11	44989	3,580.11
133	000:02:12	45399	3,612.74
134	000:02:13	45806	3,645.13
135	000:02:14	46213	3,677.51
136	000:02:15	46623	3,710.14
137	000:02:16	47029	3,742.45
138	000:02:17	47395	3,771.57
139	000:02:18	47800	3,803.80
140	000:02:19	48205	3,836.03
141	000:02:20	48607	3,868.02
142	000:02:21	49014	3,900.41
143	000:02:22	49416	3,932.40
144	000:02:23	49784	3,961.68
145	000:02:24	50184	3,993.52
146	000:02:25	50589	4,025.74
147	000:02:26	50992	4,057.81
148	000:02:27	51353	4,086.54
149	000:02:28	51754	4,118.45
150	000:02:29	52153	4,150.20
151	000:02:30	52554	4,182.11
152	000:02:31	52914	4,210.76
153	000:02:32	53311	4,242.35
154	000:02:33	53699	4,273.23

HM Data Download - Concrete Test Results

READ #	TIME	LOAD	STRESS (PSI)
155	000:02:34	54092	4,304.50
156	000:02:35	54483	4,335.62
157	000:02:36	54869	4,366.34
158	000:02:37	55218	4,394.11
159	000:02:38	55604	4,424.83
160	000:02:39	55989	4,455.46
161	000:02:40	56370	4,485.78
162	000:02:41	56755	4,516.42
163	000:02:42	57134	4,546.58
164	000:02:43	57471	4,573.40
165	000:02:44	57848	4,603.40
166	000:02:45	58219	4,632.92
167	000:02:46	58590	4,662.44
168	000:02:47	58959	4,691.81
169	000:02:48	59321	4,720.62
170	000:02:49	59647	4,746.56
171	000:02:50	60007	4,775.21
172	000:02:51	60360	4,803.30
173	000:02:52	60725	4,832.34
174	000:02:53	61117	4,863.54
175	000:02:54	61521	4,895.69
176	000:02:55	61912	4,926.80
177	000:02:56	62336	4,960.54
178	000:02:57	62753	4,993.73
179	000:02:58	63111	5,022.21
180	000:02:59	63209	5,030.01
181	000:03:00	49052	3,903.43
182	000:03:00	46526	3,702.42

Concrete Test

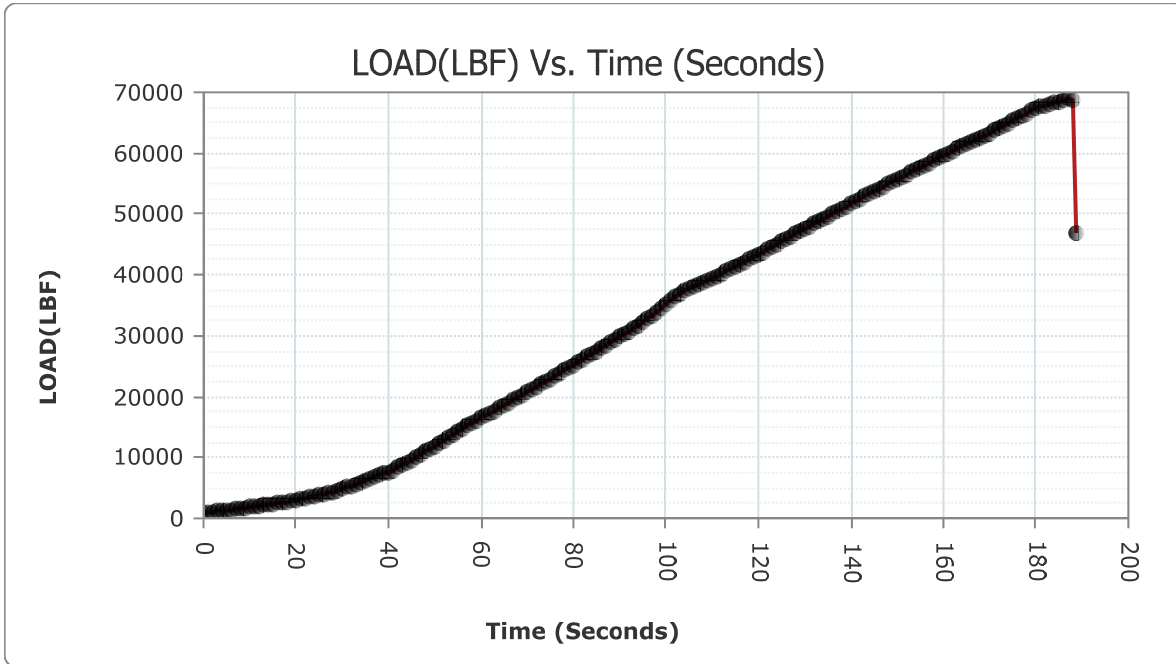
Sample Identification: B3D_2

Machine ID: 6a127

Test Type: ASTM C39

5/18/2020

TYPE	PEAK VALUES	UNITS
LOAD	68913	LBF
Diameter	4.00	IN
Length	8.00	IN
Cross-Sectional Area	12.57	IN ²
Sample Age	0.0	day(s)
Corrected Stress	5483.89	PSI
Average Pace Rate	396.36	LBF
Fracture Type	Type 1	
Correction Factor	1.000	
Temperature @ START	88.0	°F
Temperature @ FINISH	88.6	°F



READ #	TIME	LOAD	STRESS (PSI)
1	000:00:00	1005	79.98
2	000:00:01	1065	84.75

HM Data Download - Concrete Test Results

READ #	TIME	LOAD	STRESS (PSI)
3	000:00:02	1132	90.08
4	000:00:03	1203	95.73
5	000:00:04	1279	101.78
6	000:00:05	1357	107.99
7	000:00:06	1444	114.91
8	000:00:07	1533	121.99
9	000:00:08	1616	128.60
10	000:00:09	1715	136.48
11	000:00:10	1816	144.51
12	000:00:11	1924	153.11
13	000:00:12	2039	162.26
14	000:00:13	2156	171.57
15	000:00:14	2267	180.40
16	000:00:15	2391	190.27
17	000:00:16	2516	200.22
18	000:00:17	2641	210.16
19	000:00:18	2751	218.92
20	000:00:19	2887	229.74
21	000:00:20	3024	240.64
22	000:00:21	3159	251.39
23	000:00:22	3314	263.72
24	000:00:23	3478	276.77
25	000:00:24	3648	290.30
26	000:00:25	3825	304.38
27	000:00:26	4014	319.42
28	000:00:27	4189	333.35
29	000:00:28	4395	349.74
30	000:00:29	4609	366.77
31	000:00:30	4836	384.84
32	000:00:31	5072	403.62
33	000:00:32	5323	423.59
34	000:00:33	5582	444.20
35	000:00:34	5825	463.54
36	000:00:35	6109	486.14
37	000:00:36	6400	509.30
38	000:00:37	6705	533.57
39	000:00:38	7016	558.32
40	000:00:39	7338	583.94

HM Data Download - Concrete Test Results

READ #	TIME	LOAD	STRESS (PSI)
41	000:00:40	7635	607.57
42	000:00:41	7969	634.15
43	000:00:42	8317	661.85
44	000:00:43	8667	689.70
45	000:00:44	9071	721.85
46	000:00:45	9500	755.99
47	000:00:46	9988	794.82
48	000:00:47	10491	834.85
49	000:00:48	10974	873.28
50	000:00:49	11400	907.18
51	000:00:50	11868	944.43
52	000:00:51	12351	982.86
53	000:00:52	12836	1,021.46
54	000:00:53	13282	1,056.95
55	000:00:54	13784	1,096.90
56	000:00:55	14257	1,134.54
57	000:00:56	14725	1,171.78
58	000:00:57	15147	1,205.36
59	000:00:58	15593	1,240.85
60	000:00:59	16040	1,276.42
61	000:01:00	16465	1,310.24
62	000:01:01	16883	1,343.51
63	000:01:02	17307	1,377.25
64	000:01:03	17727	1,410.67
65	000:01:04	18113	1,441.39
66	000:01:05	18543	1,475.61
67	000:01:06	18978	1,510.22
68	000:01:07	19415	1,545.00
69	000:01:08	19852	1,579.77
70	000:01:09	20292	1,614.79
71	000:01:10	20695	1,646.86
72	000:01:11	21138	1,682.11
73	000:01:12	21586	1,717.76
74	000:01:13	22036	1,753.57
75	000:01:14	22488	1,789.54
76	000:01:15	22943	1,825.75
77	000:01:16	23357	1,858.69
78	000:01:17	23813	1,894.98

HM Data Download - Concrete Test Results

READ #	TIME	LOAD	STRESS (PSI)
79	000:01:18	24274	1,931.66
80	000:01:19	24735	1,968.35
81	000:01:20	25198	2,005.19
82	000:01:21	25662	2,042.12
83	000:01:22	26080	2,075.38
84	000:01:23	26548	2,112.62
85	000:01:24	27016	2,149.86
86	000:01:25	27483	2,187.03
87	000:01:26	27956	2,224.67
88	000:01:27	28425	2,261.99
89	000:01:28	28896	2,299.47
90	000:01:29	29322	2,333.37
91	000:01:30	29795	2,371.01
92	000:01:31	30271	2,408.89
93	000:01:32	30745	2,446.61
94	000:01:33	31224	2,484.73
95	000:01:34	31719	2,524.12
96	000:01:35	32183	2,561.04
97	000:01:36	32729	2,604.49
98	000:01:37	33302	2,650.09
99	000:01:38	33883	2,696.32
100	000:01:39	34517	2,746.78
101	000:01:40	35203	2,801.37
102	000:01:41	35861	2,853.73
103	000:01:42	36479	2,902.91
104	000:01:43	36944	2,939.91
105	000:01:44	37362	2,973.17
106	000:01:45	37744	3,003.57
107	000:01:46	38068	3,029.36
108	000:01:47	38423	3,057.61
109	000:01:48	38770	3,085.22
110	000:01:49	39117	3,112.83
111	000:01:50	39432	3,137.90
112	000:01:51	39799	3,167.10
113	000:01:52	40200	3,199.01
114	000:01:53	40600	3,230.85
115	000:01:54	40993	3,262.12
116	000:01:55	41359	3,291.24

HM Data Download - Concrete Test Results

READ #	TIME	LOAD	STRESS (PSI)
117	000:01:56	41753	3,322.60
118	000:01:57	42148	3,354.03
119	000:01:58	42539	3,385.15
120	000:01:59	42957	3,418.41
121	000:02:00	43342	3,449.05
122	000:02:01	43775	3,483.50
123	000:02:02	44207	3,517.88
124	000:02:03	44636	3,552.02
125	000:02:04	45062	3,585.92
126	000:02:05	45491	3,620.06
127	000:02:06	45877	3,650.78
128	000:02:07	46303	3,684.68
129	000:02:08	46729	3,718.58
130	000:02:09	47151	3,752.16
131	000:02:10	47580	3,786.30
132	000:02:11	48000	3,819.72
133	000:02:12	48381	3,850.04
134	000:02:13	48802	3,883.54
135	000:02:14	49224	3,917.12
136	000:02:15	49646	3,950.70
137	000:02:16	50067	3,984.21
138	000:02:17	50485	4,017.47
139	000:02:18	50862	4,047.47
140	000:02:19	51276	4,080.41
141	000:02:20	51691	4,113.44
142	000:02:21	52103	4,146.23
143	000:02:22	52516	4,179.09
144	000:02:23	52926	4,211.72
145	000:02:24	53339	4,244.58
146	000:02:25	53703	4,273.55
147	000:02:26	54110	4,305.94
148	000:02:27	54514	4,338.09
149	000:02:28	54917	4,370.16
150	000:02:29	55320	4,402.23
151	000:02:30	55722	4,434.22
152	000:02:31	56086	4,463.18
153	000:02:32	56487	4,495.09
154	000:02:33	56886	4,526.84

HM Data Download - Concrete Test Results

READ #	TIME	LOAD	STRESS (PSI)
155	000:02:34	57287	4,558.75
156	000:02:35	57683	4,590.27
157	000:02:36	58079	4,621.78
158	000:02:37	58436	4,650.19
159	000:02:38	58826	4,681.22
160	000:02:39	59214	4,712.10
161	000:02:40	59603	4,743.06
162	000:02:41	59990	4,773.85
163	000:02:42	60374	4,804.41
164	000:02:43	60754	4,834.65
165	000:02:44	61099	4,862.10
166	000:02:45	61478	4,892.26
167	000:02:46	61857	4,922.42
168	000:02:47	62231	4,952.19
169	000:02:48	62564	4,978.69
170	000:02:49	62926	5,007.49
171	000:02:50	63284	5,035.98
172	000:02:51	63664	5,066.22
173	000:02:52	64049	5,096.86
174	000:02:53	64492	5,132.11
175	000:02:54	64929	5,166.89
176	000:02:55	65363	5,201.42
177	000:02:56	65750	5,232.22
178	000:02:57	66157	5,264.61
179	000:02:58	66555	5,296.28
180	000:02:59	66942	5,327.08
181	000:03:00	67300	5,355.56
182	000:03:01	67585	5,378.24
183	000:03:02	67777	5,393.52
184	000:03:03	68008	5,411.90
185	000:03:04	68272	5,432.91
186	000:03:05	68530	5,453.44
187	000:03:06	68763	5,471.99
188	000:03:07	68902	5,483.05
189	000:03:08	68798	5,474.77
190	000:03:08	46912	3,733.14

Concrete Test

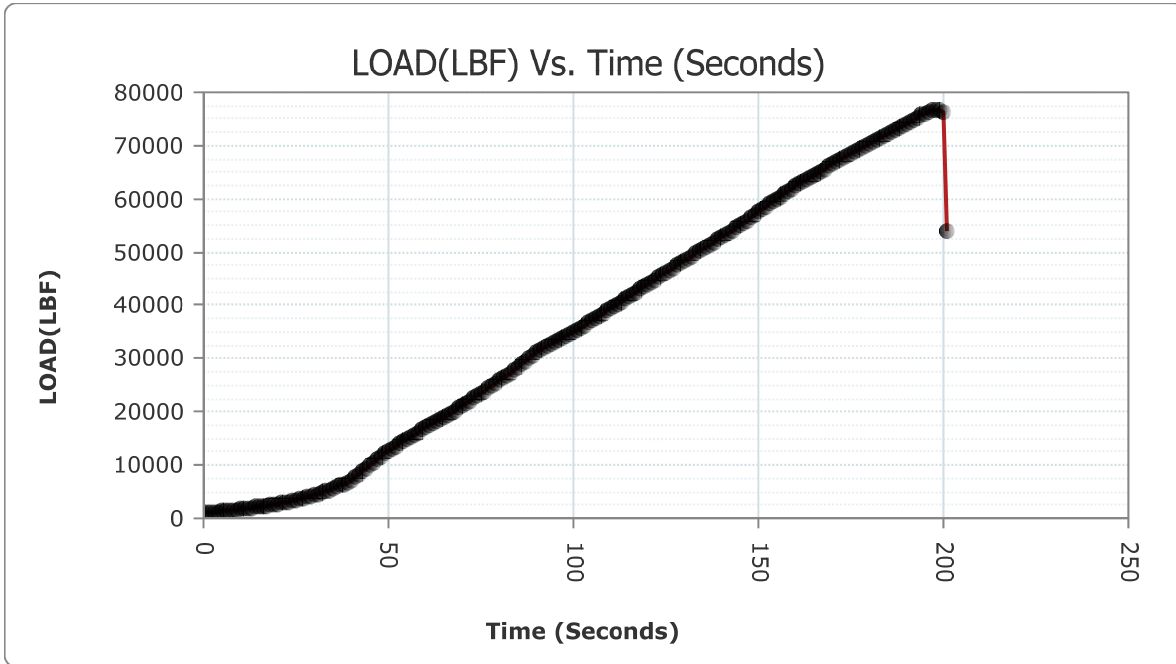
Sample Identification: B3D_3

Machine ID: 6a127

Test Type: ASTM C39

5/18/2020

TYPE	PEAK VALUES	UNITS
LOAD	76792	LBF
Diameter	4.00	IN
Length	8.00	IN
Cross-Sectional Area	12.57	IN ²
Sample Age	0.0	day(s)
Corrected Stress	6110.91	PSI
Average Pace Rate	428.58	LBF
Fracture Type	Type 1	
Correction Factor	1.000	
Temperature @ START	88.9	°F
Temperature @ FINISH	89.3	°F



READ #	TIME	LOAD	STRESS (PSI)
1	000:00:00	1005	79.98
2	000:00:01	1063	84.59

HM Data Download - Concrete Test Results

READ #	TIME	LOAD	STRESS (PSI)
3	000:00:02	1137	90.48
4	000:00:03	1200	95.49
5	000:00:04	1270	101.06
6	000:00:05	1352	107.59
7	000:00:06	1429	113.72
8	000:00:07	1501	119.45
9	000:00:08	1584	126.05
10	000:00:09	1669	132.81
11	000:00:10	1752	139.42
12	000:00:11	1837	146.18
13	000:00:12	1916	152.47
14	000:00:13	2009	159.87
15	000:00:14	2103	167.35
16	000:00:15	2206	175.55
17	000:00:16	2301	183.11
18	000:00:17	2408	191.62
19	000:00:18	2521	200.61
20	000:00:19	2636	209.77
21	000:00:20	2758	219.47
22	000:00:21	2874	228.71
23	000:00:22	3009	239.45
24	000:00:23	3150	250.67
25	000:00:24	3301	262.69
26	000:00:25	3463	275.58
27	000:00:26	3635	289.26
28	000:00:27	3799	302.31
29	000:00:28	3996	317.99
30	000:00:29	4199	334.15
31	000:00:30	4412	351.10
32	000:00:31	4620	367.65
33	000:00:32	4852	386.11
34	000:00:33	5099	405.77
35	000:00:34	5353	425.98
36	000:00:35	5621	447.30
37	000:00:36	5904	469.83
38	000:00:37	6203	493.62
39	000:00:38	6487	516.22
40	000:00:39	6843	544.55

HM Data Download - Concrete Test Results

READ #	TIME	LOAD	STRESS (PSI)
41	000:00:40	7252	577.10
42	000:00:41	7761	617.60
43	000:00:42	8294	660.02
44	000:00:43	8854	704.58
45	000:00:44	9370	745.64
46	000:00:45	9931	790.28
47	000:00:46	10505	835.96
48	000:00:47	11062	880.29
49	000:00:48	11629	925.41
50	000:00:49	12180	969.25
51	000:00:50	12634	1,005.38
52	000:00:51	13118	1,043.90
53	000:00:52	13564	1,079.39
54	000:00:53	13994	1,113.61
55	000:00:54	14432	1,148.46
56	000:00:55	14873	1,183.56
57	000:00:56	15318	1,218.97
58	000:00:57	15725	1,251.36
59	000:00:58	16178	1,287.40
60	000:00:59	16612	1,321.94
61	000:01:00	17027	1,354.97
62	000:01:01	17445	1,388.23
63	000:01:02	17866	1,421.73
64	000:01:03	18235	1,451.10
65	000:01:04	18633	1,482.77
66	000:01:05	19025	1,513.96
67	000:01:06	19422	1,545.55
68	000:01:07	19824	1,577.54
69	000:01:08	20241	1,610.73
70	000:01:09	20662	1,644.23
71	000:01:10	21138	1,682.11
72	000:01:11	21611	1,719.75
73	000:01:12	22087	1,757.63
74	000:01:13	22520	1,792.08
75	000:01:14	22998	1,830.12
76	000:01:15	23481	1,868.56
77	000:01:16	23966	1,907.15
78	000:01:17	24406	1,942.17

HM Data Download - Concrete Test Results

READ #	TIME	LOAD	STRESS (PSI)
79	000:01:18	24890	1,980.68
80	000:01:19	25372	2,019.04
81	000:01:20	25861	2,057.95
82	000:01:21	26346	2,096.55
83	000:01:22	26834	2,135.38
84	000:01:23	27278	2,170.71
85	000:01:24	27772	2,210.03
86	000:01:25	28325	2,254.03
87	000:01:26	28911	2,300.66
88	000:01:27	29534	2,350.24
89	000:01:28	30171	2,400.93
90	000:01:29	30670	2,440.64
91	000:01:30	31156	2,479.32
92	000:01:31	31603	2,514.89
93	000:01:32	32048	2,550.30
94	000:01:33	32483	2,584.92
95	000:01:34	32866	2,615.39
96	000:01:35	33231	2,644.44
97	000:01:36	33591	2,673.09
98	000:01:37	33947	2,701.42
99	000:01:38	34305	2,729.91
100	000:01:39	34667	2,758.71
101	000:01:40	35005	2,785.61
102	000:01:41	35400	2,817.04
103	000:01:42	35805	2,849.27
104	000:01:43	36244	2,884.21
105	000:01:44	36698	2,920.33
106	000:01:45	37153	2,956.54
107	000:01:46	37609	2,992.83
108	000:01:47	38017	3,025.30
109	000:01:48	38475	3,061.74
110	000:01:49	38928	3,097.79
111	000:01:50	39385	3,134.16
112	000:01:51	39837	3,170.13
113	000:01:52	40252	3,203.15
114	000:01:53	40707	3,239.36
115	000:01:54	41162	3,275.57
116	000:01:55	41617	3,311.78

HM Data Download - Concrete Test Results

READ #	TIME	LOAD	STRESS (PSI)
117	000:01:56	42071	3,347.90
118	000:01:57	42531	3,384.51
119	000:01:58	42986	3,420.72
120	000:01:59	43396	3,453.34
121	000:02:00	43850	3,489.47
122	000:02:01	44303	3,525.52
123	000:02:02	44761	3,561.97
124	000:02:03	45218	3,598.33
125	000:02:04	45669	3,634.22
126	000:02:05	46080	3,666.93
127	000:02:06	46532	3,702.90
128	000:02:07	46988	3,739.19
129	000:02:08	47446	3,775.63
130	000:02:09	47901	3,811.84
131	000:02:10	48311	3,844.47
132	000:02:11	48773	3,881.23
133	000:02:12	49232	3,917.76
134	000:02:13	49687	3,953.97
135	000:02:14	50102	3,986.99
136	000:02:15	50558	4,023.28
137	000:02:16	51015	4,059.64
138	000:02:17	51472	4,096.01
139	000:02:18	51880	4,128.48
140	000:02:19	52332	4,164.45
141	000:02:20	52781	4,200.18
142	000:02:21	53238	4,236.55
143	000:02:22	53686	4,272.20
144	000:02:23	54137	4,308.09
145	000:02:24	54588	4,343.98
146	000:02:25	54996	4,376.44
147	000:02:26	55457	4,413.13
148	000:02:27	55949	4,452.28
149	000:02:28	56466	4,493.42
150	000:02:29	56982	4,534.48
151	000:02:30	57494	4,575.23
152	000:02:31	57955	4,611.91
153	000:02:32	58474	4,653.21
154	000:02:33	58984	4,693.80

HM Data Download - Concrete Test Results

READ #	TIME	LOAD	STRESS (PSI)
155	000:02:34	59490	4,734.06
156	000:02:35	59946	4,770.35
157	000:02:36	60449	4,810.38
158	000:02:37	60953	4,850.49
159	000:02:38	61455	4,890.43
160	000:02:39	61936	4,928.71
161	000:02:40	62399	4,965.55
162	000:02:41	62824	4,999.38
163	000:02:42	63200	5,029.30
164	000:02:43	63616	5,062.40
165	000:02:44	64032	5,095.50
166	000:02:45	64446	5,128.45
167	000:02:46	64862	5,161.55
168	000:02:47	65274	5,194.34
169	000:02:48	65645	5,223.86
170	000:02:49	66056	5,256.57
171	000:02:50	66464	5,289.04
172	000:02:51	66877	5,321.90
173	000:02:52	67286	5,354.45
174	000:02:53	67690	5,386.60
175	000:02:54	68053	5,415.49
176	000:02:55	68454	5,447.40
177	000:02:56	68851	5,478.99
178	000:02:57	69240	5,509.94
179	000:02:58	69634	5,541.30
180	000:02:59	70023	5,572.25
181	000:03:00	70412	5,603.21
182	000:03:01	70764	5,631.22
183	000:03:02	71149	5,661.86
184	000:03:03	71528	5,692.02
185	000:03:04	71906	5,722.10
186	000:03:05	72283	5,752.10
187	000:03:06	72662	5,782.26
188	000:03:07	72997	5,808.92
189	000:03:08	73373	5,838.84
190	000:03:09	73747	5,868.60
191	000:03:10	74160	5,901.47
192	000:03:11	74542	5,931.86

HM Data Download - Concrete Test Results

READ #	TIME	LOAD	STRESS (PSI)
193	000:03:12	74951	5,964.41
194	000:03:13	75343	5,995.61
195	000:03:14	75721	6,025.69
196	000:03:15	76031	6,050.35
197	000:03:16	76346	6,075.42
198	000:03:17	76590	6,094.84
199	000:03:18	76755	6,107.97
200	000:03:19	76750	6,107.57
201	000:03:20	76375	6,077.73
202	000:03:20	53858	4,285.88

Concrete Test

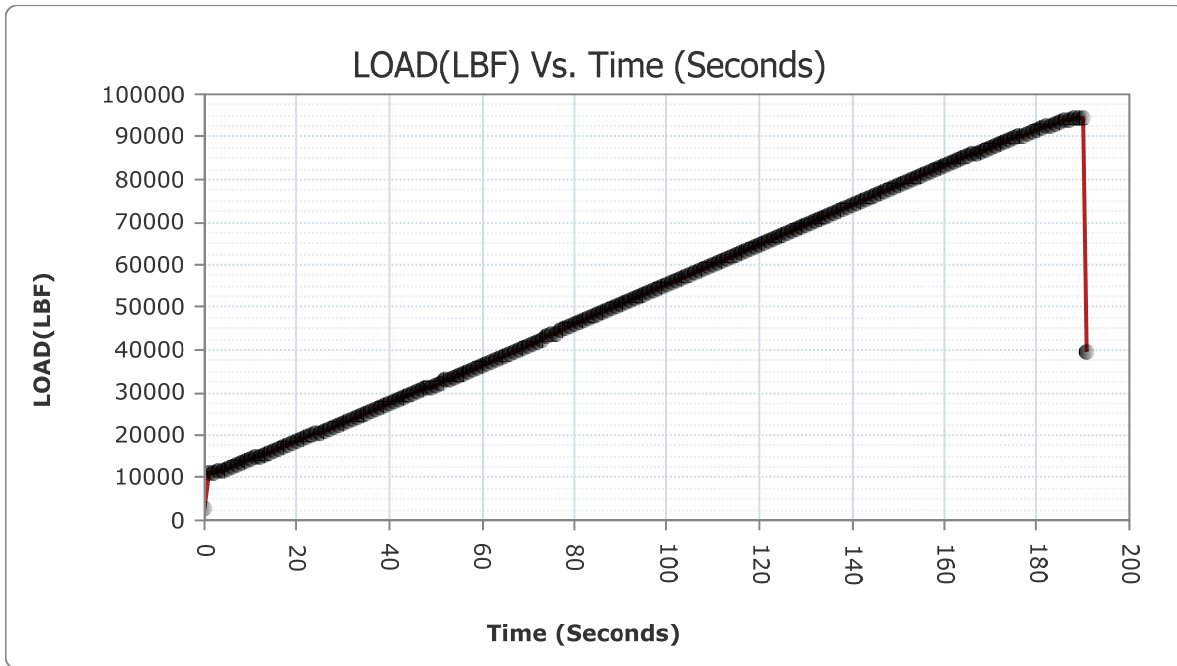
Sample Identification: B28_1

Machine ID: 6a127

Test Type: ASTM C39

6/12/2020

TYPE	PEAK VALUES	UNITS
LOAD	94389	LBF
Diameter	4.00	IN
Length	8.00	IN
Cross-Sectional Area	12.57	IN ²
Sample Age	0.0	day(s)
Corrected Stress	7511.20	PSI
Average Pace Rate	447.83	LBF
Fracture Type	Type 1	
Correction Factor	1.000	
Temperature @ START	88.5	°F
Temperature @ FINISH	88.7	°F



READ #	TIME	LOAD	STRESS (PSI)
1	000:00:00	2780	221.23
2	000:00:01	11008	875.99

HM Data Download - Concrete Test Results

READ #	TIME	LOAD	STRESS (PSI)
3	000:00:02	11125	885.30
4	000:00:03	11457	911.72
5	000:00:04	11828	941.24
6	000:00:05	12212	971.80
7	000:00:06	12609	1,003.39
8	000:00:07	12970	1,032.12
9	000:00:08	13382	1,064.91
10	000:00:09	13799	1,098.09
11	000:00:10	14224	1,131.91
12	000:00:11	14652	1,165.97
13	000:00:12	15087	1,200.59
14	000:00:13	15528	1,235.68
15	000:00:14	15925	1,267.27
16	000:00:15	16385	1,303.88
17	000:00:16	16838	1,339.93
18	000:00:17	17293	1,376.13
19	000:00:18	17751	1,412.58
20	000:00:19	18171	1,446.00
21	000:00:20	18595	1,479.74
22	000:00:21	19017	1,513.32
23	000:00:22	19443	1,547.22
24	000:00:23	19871	1,581.28
25	000:00:24	20305	1,615.82
26	000:00:25	20693	1,646.70
27	000:00:26	21127	1,681.23
28	000:00:27	21566	1,716.17
29	000:00:28	22005	1,751.10
30	000:00:29	22448	1,786.36
31	000:00:30	22896	1,822.01
32	000:00:31	23294	1,853.68
33	000:00:32	23740	1,889.17
34	000:00:33	24189	1,924.90
35	000:00:34	24637	1,960.55
36	000:00:35	25088	1,996.44
37	000:00:36	25538	2,032.25
38	000:00:37	25947	2,064.80
39	000:00:38	26402	2,101.00
40	000:00:39	26858	2,137.29

HM Data Download - Concrete Test Results

READ #	TIME	LOAD	STRESS (PSI)
41	000:00:40	27315	2,173.66
42	000:00:41	27772	2,210.03
43	000:00:42	28230	2,246.47
44	000:00:43	28690	2,283.08
45	000:00:44	29104	2,316.02
46	000:00:45	29566	2,352.79
47	000:00:46	30030	2,389.71
48	000:00:47	30490	2,426.32
49	000:00:48	30956	2,463.40
50	000:00:49	31381	2,497.22
51	000:00:50	31850	2,534.54
52	000:00:51	32320	2,571.94
53	000:00:52	32791	2,609.42
54	000:00:53	33213	2,643.01
55	000:00:54	33685	2,680.57
56	000:00:55	34159	2,718.29
57	000:00:56	34633	2,756.01
58	000:00:57	35057	2,789.75
59	000:00:58	35532	2,827.55
60	000:00:59	36005	2,865.19
61	000:01:00	36475	2,902.59
62	000:01:01	36948	2,940.23
63	000:01:02	37420	2,977.79
64	000:01:03	37845	3,011.61
65	000:01:04	38320	3,049.41
66	000:01:05	38793	3,087.05
67	000:01:06	39269	3,124.93
68	000:01:07	39742	3,162.57
69	000:01:08	40217	3,200.37
70	000:01:09	40648	3,234.67
71	000:01:10	41123	3,272.46
72	000:01:11	41597	3,310.18
73	000:01:12	42077	3,348.38
74	000:01:13	42551	3,386.10
75	000:01:14	43030	3,424.22
76	000:01:15	43508	3,462.26
77	000:01:16	43950	3,497.43
78	000:01:17	44430	3,535.63

HM Data Download - Concrete Test Results

READ #	TIME	LOAD	STRESS (PSI)
79	000:01:18	44909	3,573.74
80	000:01:19	45390	3,612.02
81	000:01:20	45821	3,646.32
82	000:01:21	46295	3,684.04
83	000:01:22	46779	3,722.55
84	000:01:23	47257	3,760.59
85	000:01:24	47737	3,798.79
86	000:01:25	48217	3,836.99
87	000:01:26	48697	3,875.18
88	000:01:27	49129	3,909.56
89	000:01:28	49613	3,948.08
90	000:01:29	50096	3,986.51
91	000:01:30	50575	4,024.63
92	000:01:31	51056	4,062.91
93	000:01:32	51491	4,097.52
94	000:01:33	51974	4,135.96
95	000:01:34	52454	4,174.16
96	000:01:35	52936	4,212.51
97	000:01:36	53418	4,250.87
98	000:01:37	53899	4,289.15
99	000:01:38	54383	4,327.66
100	000:01:39	54817	4,362.20
101	000:01:40	55298	4,400.48
102	000:01:41	55777	4,438.59
103	000:01:42	56260	4,477.03
104	000:01:43	56743	4,515.46
105	000:01:44	57222	4,553.58
106	000:01:45	57658	4,588.28
107	000:01:46	58137	4,626.40
108	000:01:47	58617	4,664.59
109	000:01:48	59104	4,703.35
110	000:01:49	59588	4,741.86
111	000:01:50	60028	4,776.88
112	000:01:51	60509	4,815.15
113	000:01:52	60995	4,853.83
114	000:01:53	61480	4,892.42
115	000:01:54	61914	4,926.96
116	000:01:55	62400	4,965.63

HM Data Download - Concrete Test Results

READ #	TIME	LOAD	STRESS (PSI)
117	000:01:56	62886	5,004.31
118	000:01:57	63370	5,042.82
119	000:01:58	63803	5,077.28
120	000:01:59	64281	5,115.32
121	000:02:00	64760	5,153.44
122	000:02:01	65234	5,191.16
123	000:02:02	65716	5,229.51
124	000:02:03	66196	5,267.71
125	000:02:04	66674	5,305.75
126	000:02:05	67102	5,339.81
127	000:02:06	67580	5,377.85
128	000:02:07	68059	5,415.96
129	000:02:08	68535	5,453.84
130	000:02:09	69014	5,491.96
131	000:02:10	69487	5,529.60
132	000:02:11	69915	5,563.66
133	000:02:12	70390	5,601.46
134	000:02:13	70865	5,639.26
135	000:02:14	71338	5,676.90
136	000:02:15	71811	5,714.54
137	000:02:16	72251	5,749.55
138	000:02:17	72723	5,787.11
139	000:02:18	73193	5,824.51
140	000:02:19	73666	5,862.15
141	000:02:20	74136	5,899.56
142	000:02:21	74609	5,937.20
143	000:02:22	75031	5,970.78
144	000:02:23	75499	6,008.02
145	000:02:24	75969	6,045.42
146	000:02:25	76436	6,082.58
147	000:02:26	76905	6,119.91
148	000:02:27	77370	6,156.91
149	000:02:28	77790	6,190.33
150	000:02:29	78251	6,227.02
151	000:02:30	78715	6,263.94
152	000:02:31	79179	6,300.86
153	000:02:32	79639	6,337.47
154	000:02:33	80098	6,374.00

HM Data Download - Concrete Test Results

READ #	TIME	LOAD	STRESS (PSI)
155	000:02:34	80560	6,410.76
156	000:02:35	80970	6,443.39
157	000:02:36	81431	6,480.07
158	000:02:37	81885	6,516.20
159	000:02:38	82336	6,552.09
160	000:02:39	82786	6,587.90
161	000:02:40	83235	6,623.63
162	000:02:41	83643	6,656.10
163	000:02:42	84090	6,691.67
164	000:02:43	84534	6,727.00
165	000:02:44	84979	6,762.41
166	000:02:45	85422	6,797.67
167	000:02:46	85862	6,832.68
168	000:02:47	86261	6,864.43
169	000:02:48	86700	6,899.37
170	000:02:49	87137	6,934.14
171	000:02:50	87573	6,968.84
172	000:02:51	87966	7,000.11
173	000:02:52	88392	7,034.01
174	000:02:53	88823	7,068.31
175	000:02:54	89246	7,101.97
176	000:02:55	89626	7,132.21
177	000:02:56	90038	7,165.00
178	000:02:57	90443	7,197.23
179	000:02:58	90848	7,229.45
180	000:02:59	91245	7,261.05
181	000:03:00	91603	7,289.54
182	000:03:01	91990	7,320.33
183	000:03:02	92371	7,350.65
184	000:03:03	92740	7,380.01
185	000:03:04	93095	7,408.26
186	000:03:05	93436	7,435.40
187	000:03:06	93755	7,460.79
188	000:03:07	94013	7,481.32
189	000:03:08	94249	7,500.10
190	000:03:09	94383	7,510.76
191	000:03:10	94216	7,497.47
192	000:03:10	39306	3,127.87

Concrete Test

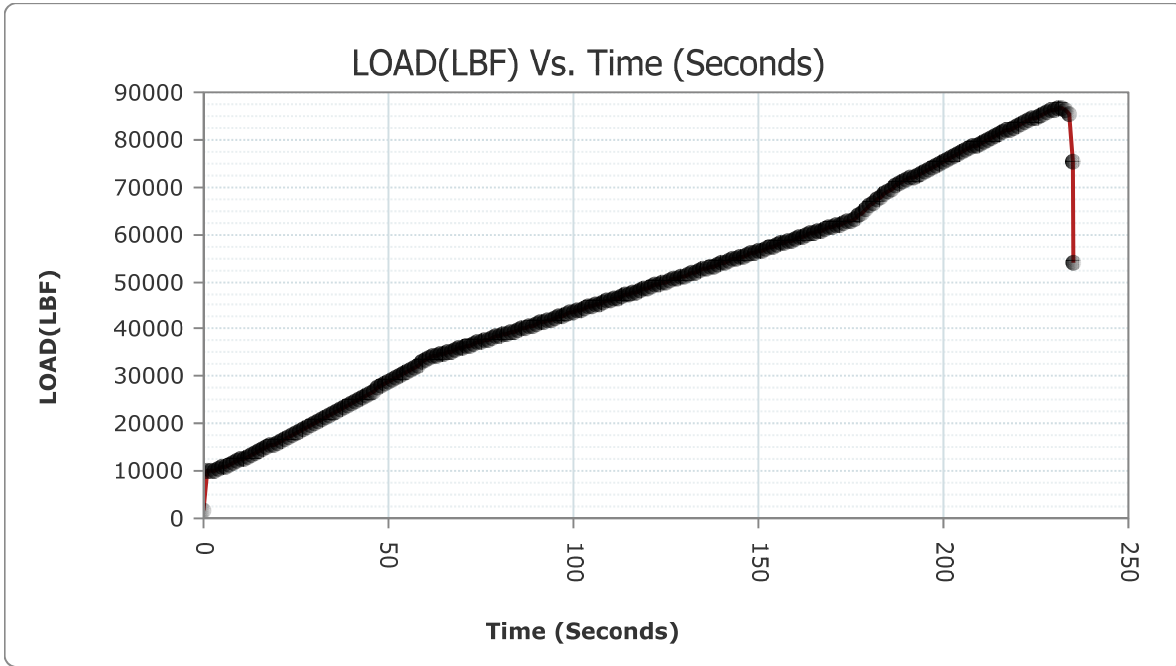
Sample Identification: B28-2

Machine ID: 6a127

Test Type: ASTM C39

6/12/2020

TYPE	PEAK VALUES	UNITS
LOAD	86841	LBF
Diameter	4.00	IN
Length	8.00	IN
Cross-Sectional Area	12.57	IN ²
Sample Age	0.0	day(s)
Corrected Stress	6910.59	PSI
Average Pace Rate	327.74	LBF
Fracture Type	Type 1	
Correction Factor	1.000	
Temperature @ START	88.7	°F
Temperature @ FINISH	88.8	°F



READ #	TIME	LOAD	STRESS (PSI)
1	000:00:00	1768	140.69
2	000:00:01	9844	783.36

HM Data Download - Concrete Test Results

READ #	TIME	LOAD	STRESS (PSI)
3	000:00:02	9890	787.02
4	000:00:03	10141	807.00
5	000:00:04	10429	829.91
6	000:00:05	10742	854.82
7	000:00:06	11060	880.13
8	000:00:07	11355	903.60
9	000:00:08	11692	930.42
10	000:00:09	12032	957.48
11	000:00:10	12383	985.41
12	000:00:11	12738	1,013.66
13	000:00:12	13097	1,042.23
14	000:00:13	13423	1,068.17
15	000:00:14	13791	1,097.45
16	000:00:15	14164	1,127.14
17	000:00:16	14541	1,157.14
18	000:00:17	14917	1,187.06
19	000:00:18	15305	1,217.93
20	000:00:19	15695	1,248.97
21	000:00:20	16051	1,277.30
22	000:00:21	16448	1,308.89
23	000:00:22	16849	1,340.80
24	000:00:23	17253	1,372.95
25	000:00:24	17618	1,402.00
26	000:00:25	18030	1,434.78
27	000:00:26	18444	1,467.73
28	000:00:27	18861	1,500.91
29	000:00:28	19236	1,530.75
30	000:00:29	19658	1,564.33
31	000:00:30	20082	1,598.07
32	000:00:31	20504	1,631.66
33	000:00:32	20932	1,665.72
34	000:00:33	21318	1,696.43
35	000:00:34	21747	1,730.57
36	000:00:35	22183	1,765.27
37	000:00:36	22616	1,799.72
38	000:00:37	23054	1,834.58
39	000:00:38	23494	1,869.59
40	000:00:39	23892	1,901.26

HM Data Download - Concrete Test Results

READ #	TIME	LOAD	STRESS (PSI)
41	000:00:40	24333	1,936.36
42	000:00:41	24777	1,971.69
43	000:00:42	25225	2,007.34
44	000:00:43	25672	2,042.91
45	000:00:44	26121	2,078.64
46	000:00:45	26528	2,111.03
47	000:00:46	26978	2,146.84
48	000:00:47	27431	2,182.89
49	000:00:48	27886	2,219.10
50	000:00:49	28341	2,255.31
51	000:00:50	28775	2,289.84
52	000:00:51	29230	2,326.05
53	000:00:52	29692	2,362.81
54	000:00:53	30152	2,399.42
55	000:00:54	30612	2,436.03
56	000:00:55	31034	2,469.61
57	000:00:56	31498	2,506.53
58	000:00:57	31960	2,543.30
59	000:00:58	32424	2,580.22
60	000:00:59	32892	2,617.46
61	000:01:00	33359	2,654.62
62	000:01:01	33782	2,688.29
63	000:01:02	34191	2,720.83
64	000:01:03	34421	2,739.14
65	000:01:04	34661	2,758.23
66	000:01:05	34899	2,777.17
67	000:01:06	35140	2,796.35
68	000:01:07	35361	2,813.94
69	000:01:08	35605	2,833.36
70	000:01:09	35855	2,853.25
71	000:01:10	36100	2,872.75
72	000:01:11	36346	2,892.32
73	000:01:12	36595	2,912.14
74	000:01:13	36820	2,930.04
75	000:01:14	37072	2,950.10
76	000:01:15	37322	2,969.99
77	000:01:16	37572	2,989.88
78	000:01:17	37825	3,010.02

HM Data Download - Concrete Test Results

READ #	TIME	LOAD	STRESS (PSI)
79	000:01:18	38072	3,029.67
80	000:01:19	38327	3,049.97
81	000:01:20	38556	3,068.19
82	000:01:21	38810	3,088.40
83	000:01:22	39067	3,108.85
84	000:01:23	39321	3,129.07
85	000:01:24	39554	3,147.61
86	000:01:25	39808	3,167.82
87	000:01:26	40067	3,188.43
88	000:01:27	40323	3,208.80
89	000:01:28	40553	3,227.11
90	000:01:29	40810	3,247.56
91	000:01:30	41067	3,268.01
92	000:01:31	41323	3,288.38
93	000:01:32	41579	3,308.75
94	000:01:33	41810	3,327.13
95	000:01:34	42068	3,347.67
96	000:01:35	42326	3,368.20
97	000:01:36	42581	3,388.49
98	000:01:37	42840	3,409.10
99	000:01:38	43096	3,429.47
100	000:01:39	43355	3,450.08
101	000:01:40	43588	3,468.62
102	000:01:41	43844	3,488.99
103	000:01:42	44103	3,509.61
104	000:01:43	44361	3,530.14
105	000:01:44	44618	3,550.59
106	000:01:45	44876	3,571.12
107	000:01:46	45111	3,589.82
108	000:01:47	45372	3,610.59
109	000:01:48	45631	3,631.20
110	000:01:49	45890	3,651.81
111	000:01:50	46157	3,673.06
112	000:01:51	46391	3,691.68
113	000:01:52	46652	3,712.45
114	000:01:53	46915	3,733.38
115	000:01:54	47174	3,753.99
116	000:01:55	47433	3,774.60

HM Data Download - Concrete Test Results

READ #	TIME	LOAD	STRESS (PSI)
117	000:01:56	47694	3,795.37
118	000:01:57	47927	3,813.91
119	000:01:58	48188	3,834.68
120	000:01:59	48452	3,855.69
121	000:02:00	48712	3,876.38
122	000:02:01	48973	3,897.15
123	000:02:02	49235	3,918.00
124	000:02:03	49462	3,936.06
125	000:02:04	49724	3,956.91
126	000:02:05	49986	3,977.76
127	000:02:06	50249	3,998.69
128	000:02:07	50511	4,019.54
129	000:02:08	50771	4,040.23
130	000:02:09	51010	4,059.25
131	000:02:10	51271	4,080.02
132	000:02:11	51531	4,100.71
133	000:02:12	51794	4,121.64
134	000:02:13	52058	4,142.64
135	000:02:14	52319	4,163.41
136	000:02:15	52558	4,182.43
137	000:02:16	52819	4,203.20
138	000:02:17	53084	4,224.29
139	000:02:18	53345	4,245.06
140	000:02:19	53609	4,266.07
141	000:02:20	53877	4,287.40
142	000:02:21	54112	4,306.10
143	000:02:22	54380	4,327.42
144	000:02:23	54644	4,348.43
145	000:02:24	54909	4,369.52
146	000:02:25	55150	4,388.70
147	000:02:26	55414	4,409.71
148	000:02:27	55682	4,431.03
149	000:02:28	55947	4,452.12
150	000:02:29	56186	4,471.14
151	000:02:30	56451	4,492.23
152	000:02:31	56714	4,513.16
153	000:02:32	56978	4,534.17
154	000:02:33	57239	4,554.94

HM Data Download - Concrete Test Results

READ #	TIME	LOAD	STRESS (PSI)
155	000:02:34	57504	4,576.02
156	000:02:35	57741	4,594.88
157	000:02:36	58003	4,615.73
158	000:02:37	58268	4,636.82
159	000:02:38	58529	4,657.59
160	000:02:39	58793	4,678.60
161	000:02:40	59057	4,699.61
162	000:02:41	59293	4,718.39
163	000:02:42	59559	4,739.55
164	000:02:43	59822	4,760.48
165	000:02:44	60082	4,781.17
166	000:02:45	60344	4,802.02
167	000:02:46	60611	4,823.27
168	000:02:47	60847	4,842.05
169	000:02:48	61110	4,862.98
170	000:02:49	61373	4,883.91
171	000:02:50	61639	4,905.08
172	000:02:51	61886	4,924.73
173	000:02:52	62151	4,945.82
174	000:02:53	62414	4,966.75
175	000:02:54	62673	4,987.36
176	000:02:55	62940	5,008.61
177	000:02:56	63333	5,039.88
178	000:02:57	63928	5,087.23
179	000:02:58	64614	5,141.82
180	000:02:59	65287	5,195.37
181	000:03:00	65955	5,248.53
182	000:03:01	66625	5,301.85
183	000:03:02	67291	5,354.85
184	000:03:03	67881	5,401.80
185	000:03:04	68513	5,452.09
186	000:03:05	69101	5,498.88
187	000:03:06	69649	5,542.49
188	000:03:07	70142	5,581.72
189	000:03:08	70601	5,618.25
190	000:03:09	70984	5,648.73
191	000:03:10	71390	5,681.04
192	000:03:11	71793	5,713.11

HM Data Download - Concrete Test Results

READ #	TIME	LOAD	STRESS (PSI)
193	000:03:12	72200	5,745.49
194	000:03:13	72609	5,778.04
195	000:03:14	73013	5,810.19
196	000:03:15	73420	5,842.58
197	000:03:16	73784	5,871.54
198	000:03:17	74186	5,903.53
199	000:03:18	74591	5,935.76
200	000:03:19	74991	5,967.59
201	000:03:20	75396	5,999.82
202	000:03:21	75761	6,028.87
203	000:03:22	76161	6,060.70
204	000:03:23	76566	6,092.93
205	000:03:24	76965	6,124.68
206	000:03:25	77321	6,153.01
207	000:03:26	77719	6,184.68
208	000:03:27	78113	6,216.04
209	000:03:28	78508	6,247.47
210	000:03:29	78859	6,275.40
211	000:03:30	79250	6,306.51
212	000:03:31	79635	6,337.15
213	000:03:32	80021	6,367.87
214	000:03:33	80401	6,398.11
215	000:03:34	80785	6,428.67
216	000:03:35	81126	6,455.80
217	000:03:36	81506	6,486.04
218	000:03:37	81878	6,515.64
219	000:03:38	82249	6,545.17
220	000:03:39	82617	6,574.45
221	000:03:40	82980	6,603.34
222	000:03:41	83341	6,632.07
223	000:03:42	83666	6,657.93
224	000:03:43	84021	6,686.18
225	000:03:44	84375	6,714.35
226	000:03:45	84724	6,742.12
227	000:03:46	85071	6,769.73
228	000:03:47	85410	6,796.71
229	000:03:48	85710	6,820.58
230	000:03:49	86029	6,845.97

HM Data Download - Concrete Test Results

READ #	TIME	LOAD	STRESS (PSI)
231	000:03:50	86334	6,870.24
232	000:03:51	86617	6,892.76
233	000:03:52	86830	6,909.71
234	000:03:53	86417	6,876.85
235	000:03:54	85270	6,785.57
236	000:03:55	75474	6,006.03
237	000:03:55	53905	4,289.62

Concrete Test

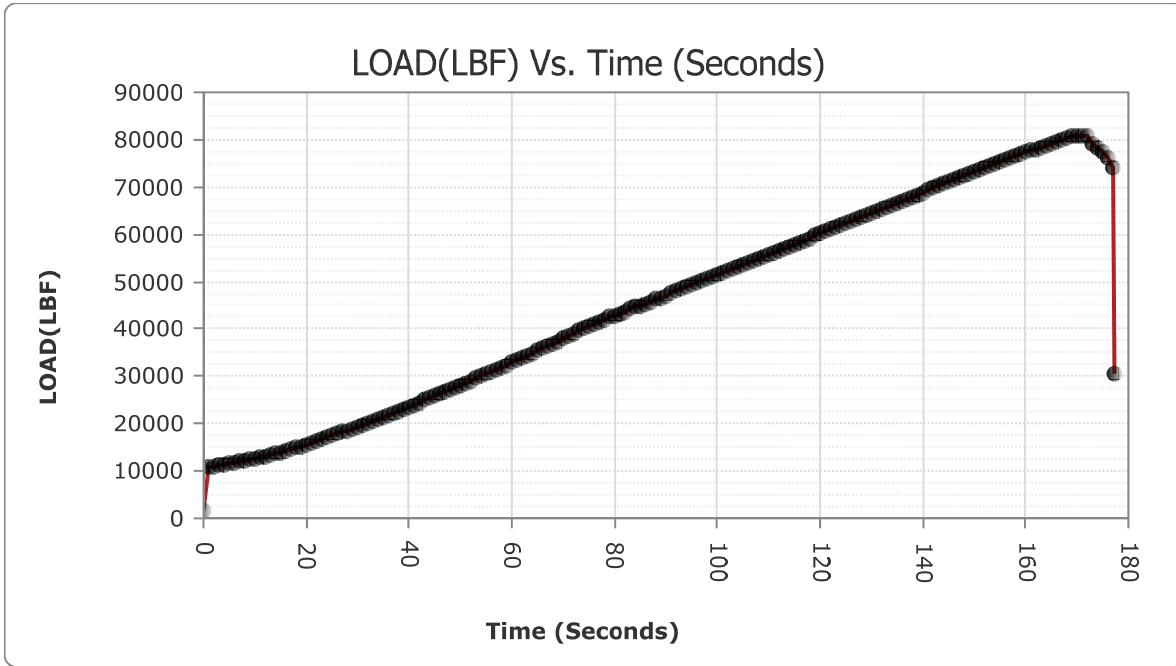
Sample Identification: B28_3

Machine ID: 6a127

Test Type: ASTM C39

6/12/2020

TYPE	PEAK VALUES	UNITS
LOAD	81049	LBF
Diameter	4.00	IN
Length	8.00	IN
Cross-Sectional Area	12.57	IN ²
Sample Age	0.0	day(s)
Corrected Stress	6449.69	PSI
Average Pace Rate	422.09	LBF
Fracture Type	Type 1	
Correction Factor	1.000	
Temperature @ START	88.8	°F
Temperature @ FINISH	88.9	°F



READ #	TIME	LOAD	STRESS (PSI)
1	000:00:00	1527	121.51
2	000:00:01	10857	863.97

HM Data Download - Concrete Test Results

READ #	TIME	LOAD	STRESS (PSI)
3	000:00:02	10911	868.27
4	000:00:03	11133	885.94
5	000:00:04	11344	902.73
6	000:00:05	11557	919.68
7	000:00:06	11777	937.18
8	000:00:07	12004	955.25
9	000:00:08	12210	971.64
10	000:00:09	12447	990.50
11	000:00:10	12688	1,009.68
12	000:00:11	12928	1,028.78
13	000:00:12	13145	1,046.05
14	000:00:13	13391	1,065.62
15	000:00:14	13640	1,085.44
16	000:00:15	13893	1,105.57
17	000:00:16	14191	1,129.28
18	000:00:17	14531	1,156.34
19	000:00:18	14886	1,184.59
20	000:00:19	15217	1,210.93
21	000:00:20	15585	1,240.21
22	000:00:21	15955	1,269.66
23	000:00:22	16329	1,299.42
24	000:00:23	16710	1,329.74
25	000:00:24	17056	1,357.27
26	000:00:25	17443	1,388.07
27	000:00:26	17837	1,419.42
28	000:00:27	18232	1,450.86
29	000:00:28	18591	1,479.42
30	000:00:29	18993	1,511.41
31	000:00:30	19404	1,544.12
32	000:00:31	19818	1,577.07
33	000:00:32	20191	1,606.75
34	000:00:33	20610	1,640.09
35	000:00:34	21031	1,673.59
36	000:00:35	21451	1,707.02
37	000:00:36	21884	1,741.47
38	000:00:37	22313	1,775.61
39	000:00:38	22707	1,806.97
40	000:00:39	23148	1,842.06

HM Data Download - Concrete Test Results

READ #	TIME	LOAD	STRESS (PSI)
41	000:00:40	23591	1,877.31
42	000:00:41	24037	1,912.80
43	000:00:42	24484	1,948.37
44	000:00:43	24939	1,984.58
45	000:00:44	25349	2,017.21
46	000:00:45	25807	2,053.66
47	000:00:46	26268	2,090.34
48	000:00:47	26733	2,127.34
49	000:00:48	27202	2,164.67
50	000:00:49	27670	2,201.91
51	000:00:50	28094	2,235.65
52	000:00:51	28570	2,273.53
53	000:00:52	29050	2,311.73
54	000:00:53	29534	2,350.24
55	000:00:54	30013	2,388.36
56	000:00:55	30505	2,427.51
57	000:00:56	30995	2,466.50
58	000:00:57	31438	2,501.76
59	000:00:58	31937	2,541.47
60	000:00:59	32436	2,581.17
61	000:01:00	32937	2,621.04
62	000:01:01	33438	2,660.91
63	000:01:02	33945	2,701.26
64	000:01:03	34403	2,737.70
65	000:01:04	34913	2,778.29
66	000:01:05	35425	2,819.03
67	000:01:06	35939	2,859.93
68	000:01:07	36453	2,900.84
69	000:01:08	36972	2,942.14
70	000:01:09	37448	2,980.02
71	000:01:10	37977	3,022.11
72	000:01:11	38502	3,063.89
73	000:01:12	39029	3,105.83
74	000:01:13	39559	3,148.01
75	000:01:14	40034	3,185.80
76	000:01:15	40564	3,227.98
77	000:01:16	41068	3,268.09
78	000:01:17	41555	3,306.84

HM Data Download - Concrete Test Results

READ #	TIME	LOAD	STRESS (PSI)
79	000:01:18	42032	3,344.80
80	000:01:19	42492	3,381.41
81	000:01:20	42890	3,413.08
82	000:01:21	43314	3,446.82
83	000:01:22	43736	3,480.40
84	000:01:23	44164	3,514.46
85	000:01:24	44593	3,548.60
86	000:01:25	44977	3,579.16
87	000:01:26	45406	3,613.29
88	000:01:27	45836	3,647.51
89	000:01:28	46270	3,682.05
90	000:01:29	46657	3,712.85
91	000:01:30	47093	3,747.54
92	000:01:31	47526	3,782.00
93	000:01:32	47961	3,816.62
94	000:01:33	48394	3,851.07
95	000:01:34	48782	3,881.95
96	000:01:35	49216	3,916.48
97	000:01:36	49652	3,951.18
98	000:01:37	50088	3,985.88
99	000:01:38	50525	4,020.65
100	000:01:39	50962	4,055.43
101	000:01:40	51360	4,087.10
102	000:01:41	51799	4,122.03
103	000:01:42	52238	4,156.97
104	000:01:43	52680	4,192.14
105	000:01:44	53124	4,227.47
106	000:01:45	53561	4,262.25
107	000:01:46	53964	4,294.32
108	000:01:47	54406	4,329.49
109	000:01:48	54848	4,364.67
110	000:01:49	55290	4,399.84
111	000:01:50	55734	4,435.17
112	000:01:51	56181	4,470.74
113	000:01:52	56581	4,502.57
114	000:01:53	57027	4,538.06
115	000:01:54	57469	4,573.24
116	000:01:55	57915	4,608.73

HM Data Download - Concrete Test Results

READ #	TIME	LOAD	STRESS (PSI)
117	000:01:56	58363	4,644.38
118	000:01:57	58808	4,679.79
119	000:01:58	59209	4,711.70
120	000:01:59	59656	4,747.27
121	000:02:00	60103	4,782.84
122	000:02:01	60549	4,818.34
123	000:02:02	60998	4,854.07
124	000:02:03	61439	4,889.16
125	000:02:04	61887	4,924.81
126	000:02:05	62286	4,956.56
127	000:02:06	62730	4,991.90
128	000:02:07	63175	5,027.31
129	000:02:08	63616	5,062.40
130	000:02:09	64061	5,097.81
131	000:02:10	64473	5,130.60
132	000:02:11	64915	5,165.77
133	000:02:12	65358	5,201.02
134	000:02:13	65798	5,236.04
135	000:02:14	66240	5,271.21
136	000:02:15	66683	5,306.46
137	000:02:16	67080	5,338.06
138	000:02:17	67524	5,373.39
139	000:02:18	67967	5,408.64
140	000:02:19	68408	5,443.74
141	000:02:20	68848	5,478.75
142	000:02:21	69287	5,513.68
143	000:02:22	69725	5,548.54
144	000:02:23	70122	5,580.13
145	000:02:24	70562	5,615.15
146	000:02:25	71002	5,650.16
147	000:02:26	71440	5,685.01
148	000:02:27	71829	5,715.97
149	000:02:28	72268	5,750.90
150	000:02:29	72705	5,785.68
151	000:02:30	73134	5,819.82
152	000:02:31	73521	5,850.62
153	000:02:32	73952	5,884.91
154	000:02:33	74377	5,918.73

HM Data Download - Concrete Test Results

READ #	TIME	LOAD	STRESS (PSI)
155	000:02:34	74798	5,952.24
156	000:02:35	75219	5,985.74
157	000:02:36	75600	6,016.06
158	000:02:37	76021	6,049.56
159	000:02:38	76434	6,082.42
160	000:02:39	76847	6,115.29
161	000:02:40	77259	6,148.08
162	000:02:41	77672	6,180.94
163	000:02:42	78033	6,209.67
164	000:02:43	78429	6,241.18
165	000:02:44	78825	6,272.69
166	000:02:45	79219	6,304.05
167	000:02:46	79609	6,335.08
168	000:02:47	79987	6,365.16
169	000:02:48	80298	6,389.91
170	000:02:49	80603	6,414.18
171	000:02:50	80783	6,428.51
172	000:02:51	80977	6,443.94
173	000:02:52	80989	6,444.90
174	000:02:53	78921	6,280.33
175	000:02:54	78165	6,220.17
176	000:02:55	77556	6,171.71
177	000:02:56	76322	6,073.51
178	000:02:57	73967	5,886.11
179	000:02:57	30696	2,442.71

Mix Delay - Orange

Target Temp: 70 °F

Date Cast:	2/11/2020	Temp During Casting (°F):	65
Time of Casting:	11:09:00 AM	Air Content (%):	7.6

Date:	Time interval	Test Date:			Compressive Strength (psi)	AVE Compressive Strength (psi)
		Target Time	Actual Test Time	Time Elapsed (hr)		
2/11/2020	1.5 HR	12:39:00 PM	12:39:00 PM	1.50	NA - Too Wet	
2/11/2020	1.5 HR	12:39:00 PM	12:39:00 PM	1.50	NA - Too Wet	NA
2/11/2020	1.5 HR	12:39:00 PM	12:39:00 PM	1.50	NA - Too Wet	
2/11/2020	2 HR	1:09:00 PM	1:09:00 PM	2.00	NA - Too Wet	
2/11/2020	2 HR	1:09:00 PM	1:09:00 PM	2.00	NA - Too Wet	NA
2/11/2020	2 HR	1:09:00 PM	1:09:00 PM	2.00	NA - Too Wet	
2/11/2020	2.5 HR	1:39:00 PM	1:39:00 PM	2.50	NA - Too Wet	
2/11/2020	2.5 HR	1:39:00 PM	1:39:00 PM	2.50	NA - Too Wet	NA
2/11/2020	2.5 HR	1:39:00 PM	1:39:00 PM	2.50	NA - Too Wet	
2/11/2020	3 HR	2:09:00 PM	2:09:00 PM	3.00	NA - Too Wet	
2/11/2020	3 HR	2:09:00 PM	2:09:00 PM	3.00	NA - Too Wet	NA
2/11/2020	3 HR	2:09:00 PM	2:09:00 PM	3.00	NA - Too Wet	
2/11/2020	3.5 HR	2:39:00 PM	2:50:00 PM	3.68	40	
2/11/2020	3.5 HR	2:39:00 PM	2:53:00 PM	3.73	80	53
2/11/2020	3.5 HR	2:39:00 PM	2:55:00 PM	3.77	40	
2/11/2020	4 HR	3:09:00 PM	3:11:00 PM	4.03	117	
2/11/2020	4 HR	3:09:00 PM	3:14:00 PM	4.08	100	103
2/11/2020	4 HR	3:09:00 PM	3:17:00 PM	4.13	93	
2/11/2020	6 HR	5:09:00 PM	5:19:00 PM	6.17	1400	
2/11/2020	6 HR	5:09:00 PM	5:22:00 PM	6.22	1820	1847
2/11/2020	6 HR	5:09:00 PM	5:25:00 PM	6.27	2321	
2/12/2020	24 HR	11:09:00 AM	11:10:00 AM	24.02	3844	
2/12/2020	24 HR	11:09:00 AM	11:17:00 AM	24.13	4299	4064
2/12/2020	24 HR	11:09:00 AM	11:23:00 AM	24.23	4050	
2/14/2020	3 DAY	11:09:00 AM	11:03:00 AM	71.90	3794	
2/14/2020	3 DAY	11:09:00 AM	11:09:00 AM	72.00	4436	3655
2/14/2020	3 DAY	11:09:00 AM	11:15:00 AM	72.10	2734	
3/10/2020	28 DAY	11:09:00 AM	11:07:00 AM	671.97	5403	
3/10/2020	28 DAY	11:09:00 AM	11:11:00 AM	672.03	6333	5781
3/10/2020	28 DAY	11:09:00 AM	11:16:00 AM	672.12	5607	

Concrete Test

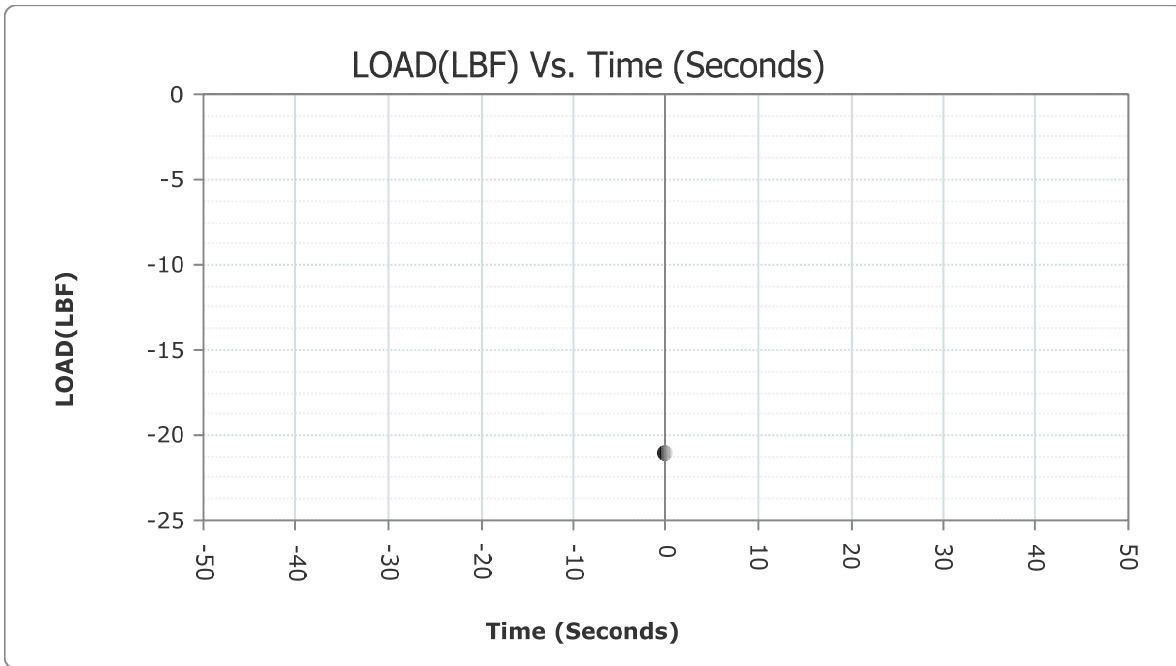
Sample Identification: O35A

Machine ID: 6a127

Test Type: ASTM C39

2/11/2020

TYPE	PEAK VALUES	UNITS
LOAD	0	LBF
Diameter	4.00	IN
Length	8.00	IN
Cross-Sectional Area	12.57	IN ²
Sample Age	0.0	day(s)
Corrected Stress	0.00	PSI
Average Pace Rate	0.00	PSI/SEC
Fracture Type	Type 3	
Correction Factor	1.000	
Temperature @ START	68.6	°F
Temperature @ FINISH	68.6	°F



READ #	TIME	LOAD	STRESS (PSI)
1	000:00:00	-21	-1.67

Concrete Test

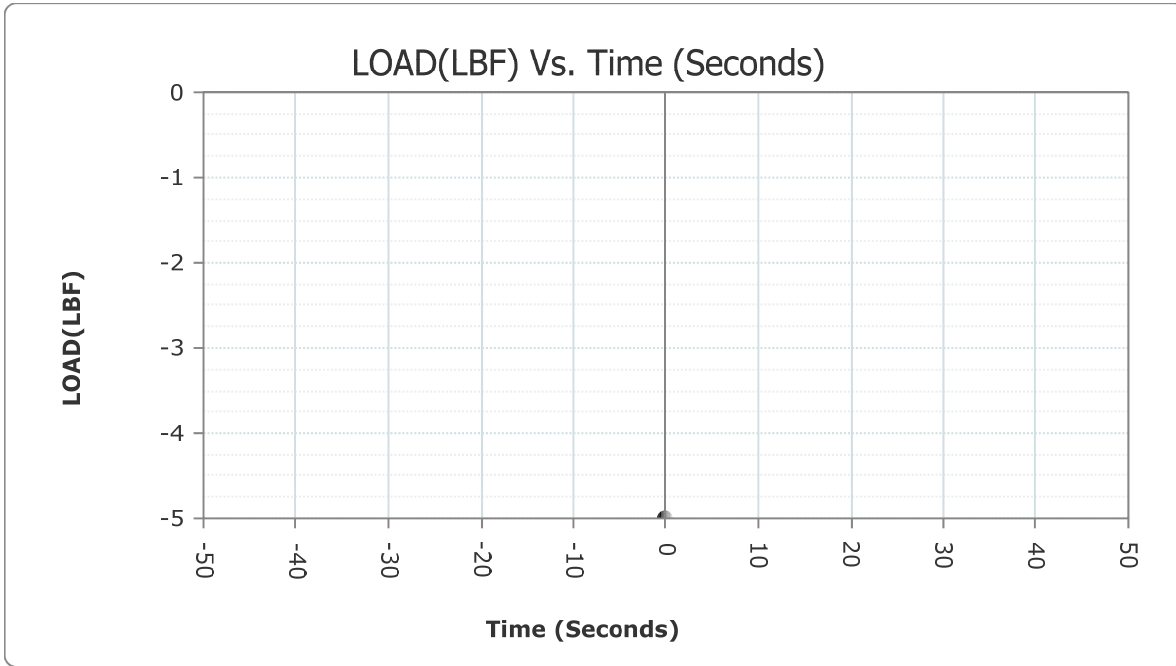
Sample Identification: O35B

Machine ID: 6a127

Test Type: ASTM C39

2/11/2020

TYPE	PEAK VALUES	UNITS
LOAD	0	LBF
Diameter	4.00	IN
Length	8.00	IN
Cross-Sectional Area	12.57	IN ²
Sample Age	0.0	day(s)
Corrected Stress	0.00	PSI
Average Pace Rate	0.00	PSI/SEC
Fracture Type	Type 3	
Correction Factor	1.000	
Temperature @ START	69.9	°F
Temperature @ FINISH	69.9	°F



READ #	TIME	LOAD	STRESS (PSI)
1	000:00:00	-5	-0.40

Concrete Test

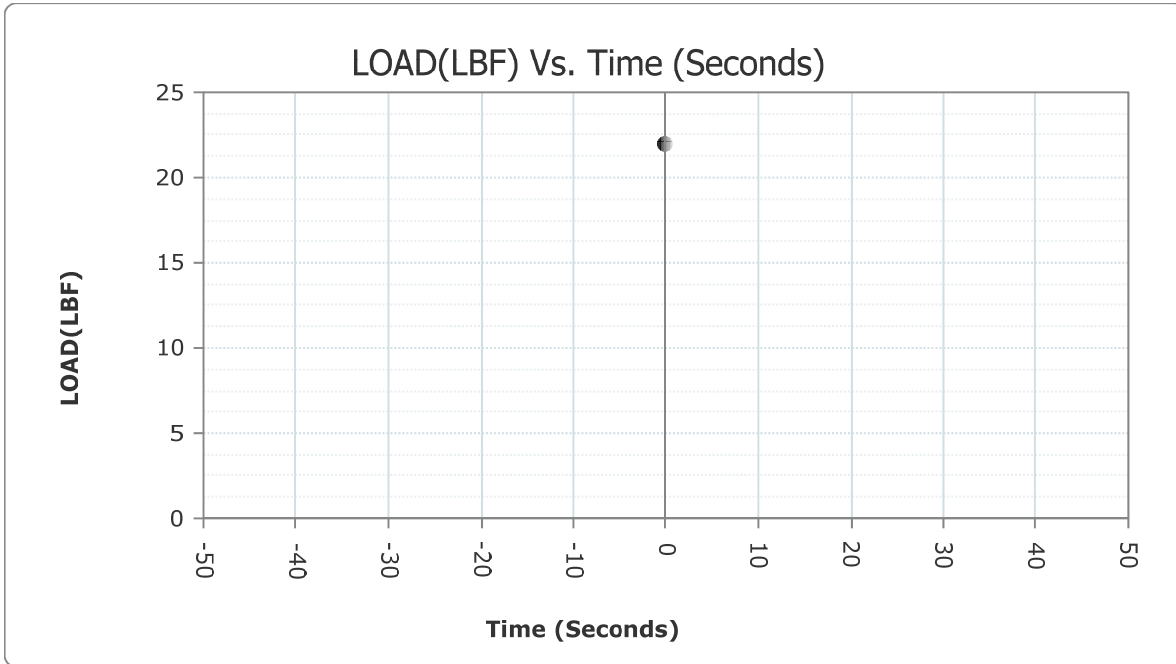
Sample Identification: O35C

Machine ID: 6a127

Test Type: ASTM C39

2/11/2020

TYPE	PEAK VALUES	UNITS
LOAD	22	LBF
Diameter	4.00	IN
Length	8.00	IN
Cross-Sectional Area	12.57	IN ²
Sample Age	0.0	day(s)
Corrected Stress	1.78	PSI
Average Pace Rate	0.00	PSI/SEC
Fracture Type	Type 3	
Correction Factor	1.000	
Temperature @ START	70.5	°F
Temperature @ FINISH	70.5	°F



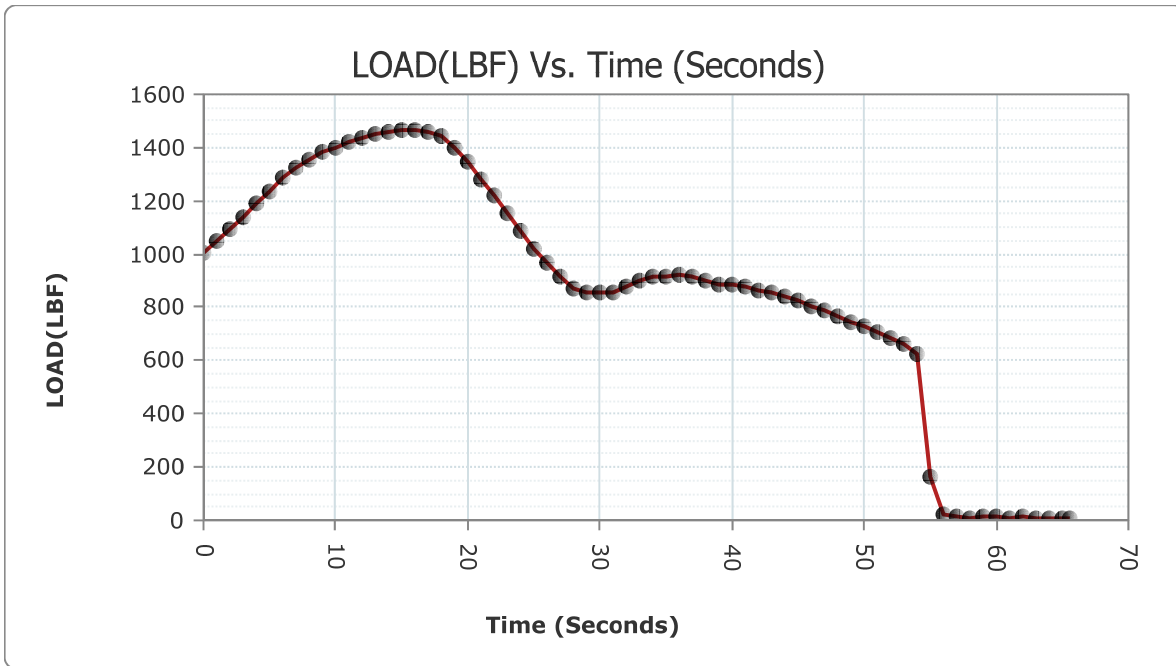
READ #	TIME	LOAD	STRESS (PSI)
1	000:00:00	22	1.75

Concrete Test

Sample Identification: O4A
 Machine ID: 6a127

Test Type: ASTM C39
 2/11/2020

TYPE	PEAK VALUES	UNITS
LOAD	1471	LBF
Diameter	4.00	IN
Length	8.00	IN
Cross-Sectional Area	12.57	IN ²
Sample Age	0.0	day(s)
Corrected Stress	117.03	PSI
Average Pace Rate	0.00	PSI/SEC
Fracture Type	Type 1	
Correction Factor	1.000	
Temperature @ START	70.3	°F
Temperature @ FINISH	70.3	°F



READ #	TIME	LOAD	STRESS (PSI)
1	000:00:00	1004	79.90
2	000:00:01	1046	83.24

HM Data Download - Concrete Test Results

READ #	TIME	LOAD	STRESS (PSI)
3	000:00:02	1093	86.98
4	000:00:03	1140	90.72
5	000:00:04	1193	94.94
6	000:00:05	1238	98.52
7	000:00:06	1284	102.18
8	000:00:07	1323	105.28
9	000:00:08	1357	107.99
10	000:00:09	1382	109.98
11	000:00:10	1401	111.49
12	000:00:11	1420	113.00
13	000:00:12	1437	114.35
14	000:00:13	1451	115.47
15	000:00:14	1458	116.02
16	000:00:15	1467	116.74
17	000:00:16	1467	116.74
18	000:00:17	1460	116.18
19	000:00:18	1441	114.67
20	000:00:19	1396	111.09
21	000:00:20	1344	106.95
22	000:00:21	1283	102.10
23	000:00:22	1224	97.40
24	000:00:23	1157	92.07
25	000:00:24	1090	86.74
26	000:00:25	1022	81.33
27	000:00:26	966	76.87
28	000:00:27	915	72.81
29	000:00:28	874	69.55
30	000:00:29	858	68.28
31	000:00:30	854	67.96
32	000:00:31	858	68.28
33	000:00:32	877	69.79
34	000:00:33	899	71.54
35	000:00:34	913	72.65
36	000:00:35	919	73.13
37	000:00:36	921	73.29
38	000:00:37	916	72.89
39	000:00:38	899	71.54
40	000:00:39	888	70.66

HM Data Download - Concrete Test Results

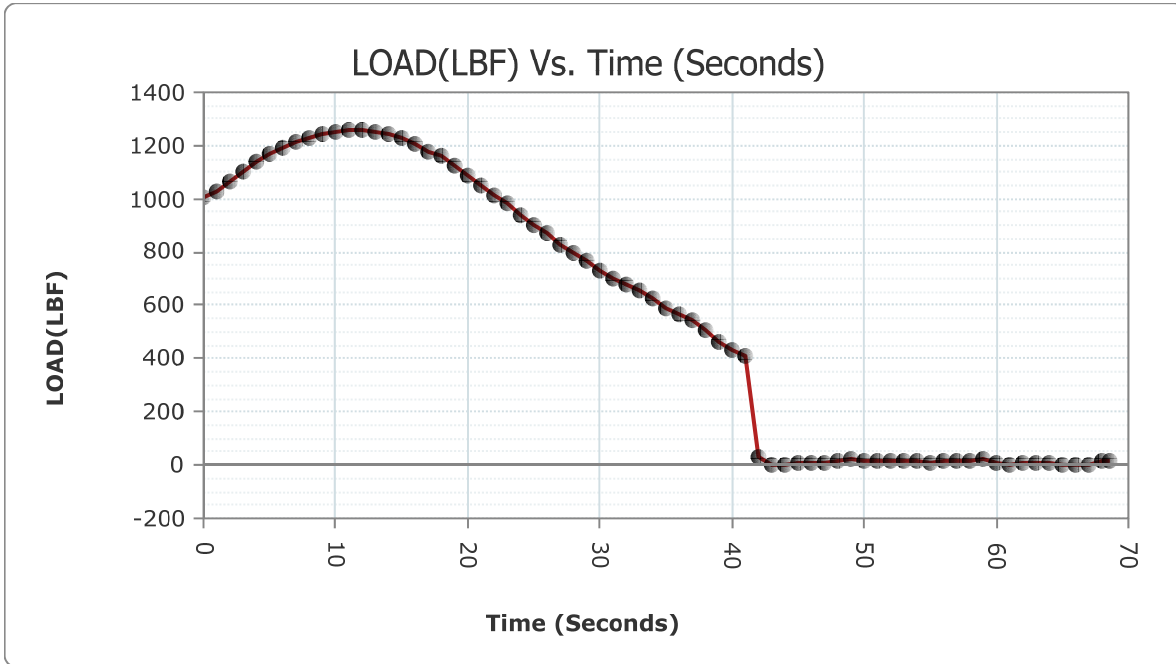
READ #	TIME	LOAD	STRESS (PSI)
41	000:00:40	882	70.19
42	000:00:41	878	69.87
43	000:00:42	865	68.83
44	000:00:43	853	67.88
45	000:00:44	838	66.69
46	000:00:45	823	65.49
47	000:00:46	807	64.22
48	000:00:47	790	62.87
49	000:00:48	768	61.12
50	000:00:49	744	59.21
51	000:00:50	728	57.93
52	000:00:51	705	56.10
53	000:00:52	683	54.35
54	000:00:53	661	52.60
55	000:00:54	628	49.97
56	000:00:55	162	12.89
57	000:00:56	19	1.51
58	000:00:57	12	0.95
59	000:00:58	8	0.64
60	000:00:59	12	0.95
61	000:01:00	12	0.95
62	000:01:01	9	0.72
63	000:01:02	12	0.95
64	000:01:03	10	0.80
65	000:01:04	8	0.64
66	000:01:05	6	0.48
67	000:01:05	7	0.56

Concrete Test

Sample Identification: O4B
 Machine ID: 6a127

Test Type: ASTM C39
 2/11/2020

TYPE	PEAK VALUES	UNITS
LOAD	1258	LBF
Diameter	4.00	IN
Length	8.00	IN
Cross-Sectional Area	12.57	IN ²
Sample Age	0.0	day(s)
Corrected Stress	100.10	PSI
Average Pace Rate	0.00	PSI/SEC
Fracture Type	Type 1	
Correction Factor	1.000	
Temperature @ START	70.4	°F
Temperature @ FINISH	70.7	°F



READ #	TIME	LOAD	STRESS (PSI)
1	000:00:00	1001	79.66
2	000:00:01	1029	81.89

HM Data Download - Concrete Test Results

READ #	TIME	LOAD	STRESS (PSI)
3	000:00:02	1067	84.91
4	000:00:03	1103	87.77
5	000:00:04	1139	90.64
6	000:00:05	1166	92.79
7	000:00:06	1193	94.94
8	000:00:07	1214	96.61
9	000:00:08	1230	97.88
10	000:00:09	1243	98.91
11	000:00:10	1249	99.39
12	000:00:11	1258	100.11
13	000:00:12	1256	99.95
14	000:00:13	1251	99.55
15	000:00:14	1245	99.07
16	000:00:15	1229	97.80
17	000:00:16	1209	96.21
18	000:00:17	1178	93.74
19	000:00:18	1158	92.15
20	000:00:19	1124	89.45
21	000:00:20	1089	86.66
22	000:00:21	1053	83.80
23	000:00:22	1015	80.77
24	000:00:23	979	77.91
25	000:00:24	940	74.80
26	000:00:25	899	71.54
27	000:00:26	867	68.99
28	000:00:27	828	65.89
29	000:00:28	794	63.18
30	000:00:29	763	60.72
31	000:00:30	733	58.33
32	000:00:31	703	55.94
33	000:00:32	679	54.03
34	000:00:33	655	52.12
35	000:00:34	622	49.50
36	000:00:35	591	47.03
37	000:00:36	564	44.88
38	000:00:37	545	43.37
39	000:00:38	509	40.50
40	000:00:39	461	36.69

HM Data Download - Concrete Test Results

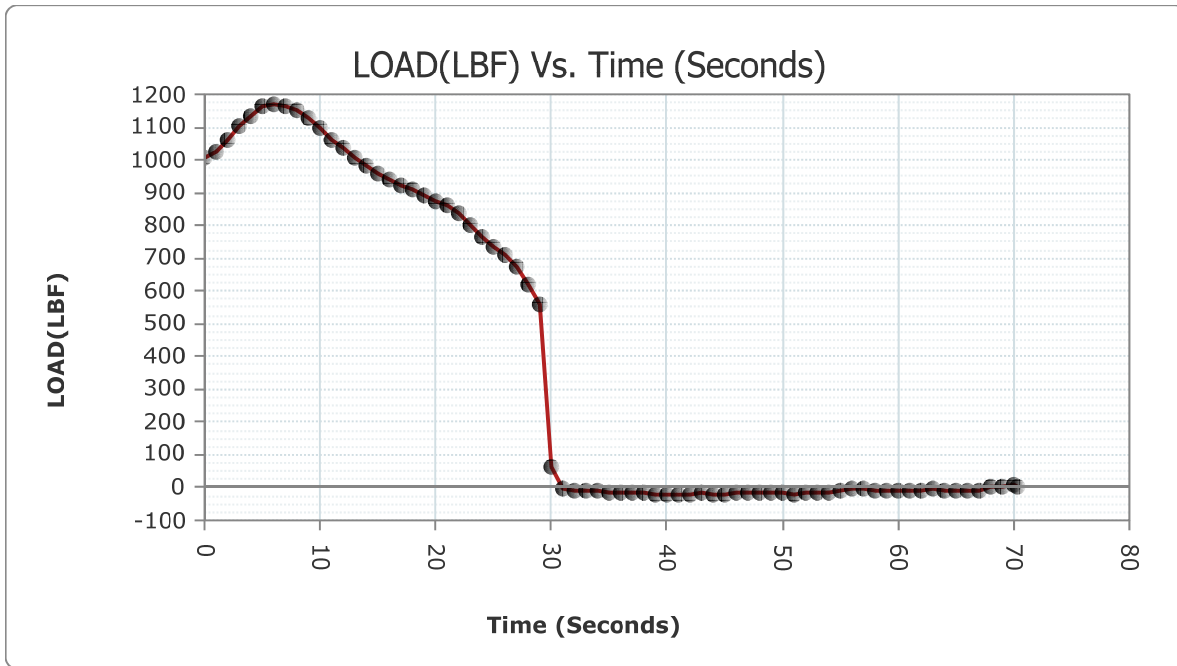
READ #	TIME	LOAD	STRESS (PSI)
41	000:00:40	429	34.14
42	000:00:41	411	32.71
43	000:00:42	27	2.15
44	000:00:43	2	0.16
45	000:00:44	2	0.16
46	000:00:45	4	0.32
47	000:00:46	9	0.72
48	000:00:47	6	0.48
49	000:00:48	16	1.27
50	000:00:49	19	1.51
51	000:00:50	15	1.19
52	000:00:51	12	0.95
53	000:00:52	12	0.95
54	000:00:53	12	0.95
55	000:00:54	12	0.95
56	000:00:55	10	0.80
57	000:00:56	14	1.11
58	000:00:57	13	1.03
59	000:00:58	12	0.95
60	000:00:59	23	1.83
61	000:01:00	5	0.40
62	000:01:01	3	0.24
63	000:01:02	6	0.48
64	000:01:03	7	0.56
65	000:01:04	5	0.40
66	000:01:05	2	0.16
67	000:01:06	1	0.08
68	000:01:07	-1	-0.08
69	000:01:08	13	1.03
70	000:01:08	15	1.19

Concrete Test

Sample Identification: O4C
 Machine ID: 6a127

Test Type: ASTM C39
 2/11/2020

TYPE	PEAK VALUES	UNITS
LOAD	1170	LBF
Diameter	4.00	IN
Length	8.00	IN
Cross-Sectional Area	12.57	IN ²
Sample Age	0.0	day(s)
Corrected Stress	93.12	PSI
Average Pace Rate	0.00	PSI/SEC
Fracture Type	Type 1	
Correction Factor	1.000	
Temperature @ START	71.0	°F
Temperature @ FINISH	71.2	°F



READ #	TIME	LOAD	STRESS (PSI)
1	000:00:00	1001	79.66
2	000:00:01	1020	81.17

HM Data Download - Concrete Test Results

READ #	TIME	LOAD	STRESS (PSI)
3	000:00:02	1057	84.11
4	000:00:03	1098	87.38
5	000:00:04	1131	90.00
6	000:00:05	1160	92.31
7	000:00:06	1168	92.95
8	000:00:07	1162	92.47
9	000:00:08	1151	91.59
10	000:00:09	1124	89.45
11	000:00:10	1093	86.98
12	000:00:11	1057	84.11
13	000:00:12	1032	82.12
14	000:00:13	1006	80.05
15	000:00:14	978	77.83
16	000:00:15	953	75.84
17	000:00:16	935	74.40
18	000:00:17	920	73.21
19	000:00:18	905	72.02
20	000:00:19	889	70.74
21	000:00:20	871	69.31
22	000:00:21	859	68.36
23	000:00:22	832	66.21
24	000:00:23	798	63.50
25	000:00:24	763	60.72
26	000:00:25	733	58.33
27	000:00:26	709	56.42
28	000:00:27	672	53.48
29	000:00:28	614	48.86
30	000:00:29	559	44.48
31	000:00:30	63	5.01
32	000:00:31	-4	-0.32
33	000:00:32	-13	-1.03
34	000:00:33	-14	-1.11
35	000:00:34	-15	-1.19
36	000:00:35	-19	-1.51
37	000:00:36	-20	-1.59
38	000:00:37	-21	-1.67
39	000:00:38	-20	-1.59
40	000:00:39	-23	-1.83

HM Data Download - Concrete Test Results

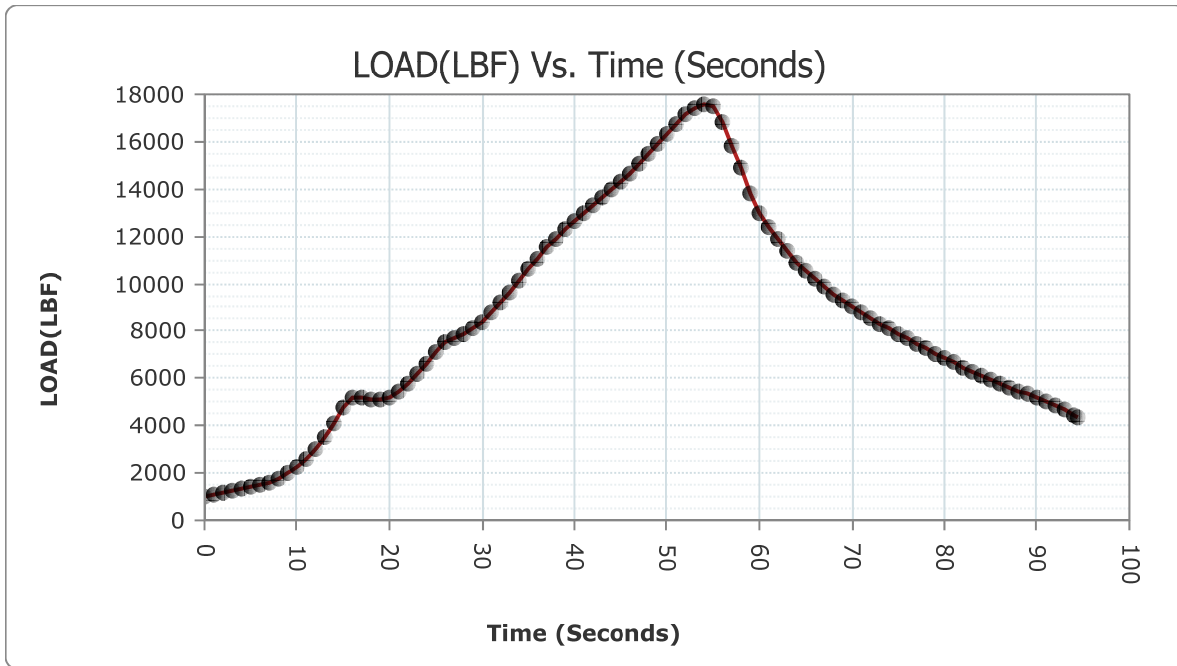
READ #	TIME	LOAD	STRESS (PSI)
41	000:00:40	-25	-1.99
42	000:00:41	-24	-1.91
43	000:00:42	-25	-1.99
44	000:00:43	-21	-1.67
45	000:00:44	-23	-1.83
46	000:00:45	-22	-1.75
47	000:00:46	-21	-1.67
48	000:00:47	-21	-1.67
49	000:00:48	-20	-1.59
50	000:00:49	-20	-1.59
51	000:00:50	-20	-1.59
52	000:00:51	-23	-1.83
53	000:00:52	-20	-1.59
54	000:00:53	-20	-1.59
55	000:00:54	-19	-1.51
56	000:00:55	-10	-0.80
57	000:00:56	-6	-0.48
58	000:00:57	-7	-0.56
59	000:00:58	-11	-0.88
60	000:00:59	-11	-0.88
61	000:01:00	-10	-0.80
62	000:01:01	-11	-0.88
63	000:01:02	-11	-0.88
64	000:01:03	-9	-0.72
65	000:01:04	-12	-0.95
66	000:01:05	-12	-0.95
67	000:01:06	-13	-1.03
68	000:01:07	-10	-0.80
69	000:01:08	2	0.16
70	000:01:09	3	0.24
71	000:01:10	6	0.48
72	000:01:10	3	0.24

Concrete Test

Sample Identification: O6A
 Machine ID: 6a127

Test Type: ASTM C39
 2/11/2020

TYPE	PEAK VALUES	UNITS
LOAD	17603	LBF
Diameter	4.00	IN
Length	8.00	IN
Cross-Sectional Area	12.57	IN ²
Sample Age	0.0	day(s)
Corrected Stress	1400.80	PSI
Average Pace Rate	31.23	PSI/SEC
Fracture Type	Type 3	
Correction Factor	1.000	
Temperature @ START	72.3	°F
Temperature @ FINISH	72.0	°F



READ #	TIME	LOAD	STRESS (PSI)
1	000:00:00	1001	79.66
2	000:00:01	1099	87.46

HM Data Download - Concrete Test Results

READ #	TIME	LOAD	STRESS (PSI)
3	000:00:02	1175	93.50
4	000:00:03	1253	99.71
5	000:00:04	1331	105.92
6	000:00:05	1407	111.97
7	000:00:06	1499	119.29
8	000:00:07	1625	129.31
9	000:00:08	1797	143.00
10	000:00:09	2010	159.95
11	000:00:10	2295	182.63
12	000:00:11	2626	208.97
13	000:00:12	3047	242.47
14	000:00:13	3502	278.68
15	000:00:14	4089	325.39
16	000:00:15	4760	378.79
17	000:00:16	5155	410.22
18	000:00:17	5154	410.14
19	000:00:18	5113	406.88
20	000:00:19	5086	404.73
21	000:00:20	5208	414.44
22	000:00:21	5419	431.23
23	000:00:22	5755	457.97
24	000:00:23	6161	490.28
25	000:00:24	6622	526.96
26	000:00:25	7094	564.52
27	000:00:26	7503	597.07
28	000:00:27	7676	610.84
29	000:00:28	7866	625.96
30	000:00:29	8123	646.41
31	000:00:30	8400	668.45
32	000:00:31	8769	697.81
33	000:00:32	9183	730.76
34	000:00:33	9650	767.92
35	000:00:34	10099	803.65
36	000:00:35	10612	844.48
37	000:00:36	11091	882.59
38	000:00:37	11518	916.57
39	000:00:38	11895	946.57
40	000:00:39	12293	978.25

HM Data Download - Concrete Test Results

READ #	TIME	LOAD	STRESS (PSI)
41	000:00:40	12649	1,006.58
42	000:00:41	12961	1,031.40
43	000:00:42	13305	1,058.78
44	000:00:43	13647	1,085.99
45	000:00:44	13984	1,112.81
46	000:00:45	14286	1,136.84
47	000:00:46	14673	1,167.64
48	000:00:47	15083	1,200.27
49	000:00:48	15490	1,232.66
50	000:00:49	15873	1,263.13
51	000:00:50	16305	1,297.51
52	000:00:51	16745	1,332.52
53	000:00:52	17134	1,363.48
54	000:00:53	17404	1,384.97
55	000:00:54	17587	1,399.53
56	000:00:55	17514	1,393.72
57	000:00:56	16792	1,336.26
58	000:00:57	15835	1,260.11
59	000:00:58	14904	1,186.02
60	000:00:59	13796	1,097.85
61	000:01:00	12957	1,031.09
62	000:01:01	12369	984.29
63	000:01:02	11847	942.75
64	000:01:03	11345	902.81
65	000:01:04	10900	867.39
66	000:01:05	10540	838.75
67	000:01:06	10204	812.01
68	000:01:07	9883	786.46
69	000:01:08	9563	761.00
70	000:01:09	9275	738.08
71	000:01:10	9025	718.19
72	000:01:11	8770	697.89
73	000:01:12	8533	679.03
74	000:01:13	8326	662.56
75	000:01:14	8125	646.57
76	000:01:15	7879	626.99
77	000:01:16	7669	610.28
78	000:01:17	7447	592.61

HM Data Download - Concrete Test Results

READ #	TIME	LOAD	STRESS (PSI)
79	000:01:18	7260	577.73
80	000:01:19	7065	562.21
81	000:01:20	6874	547.02
82	000:01:21	6674	531.10
83	000:01:22	6484	515.98
84	000:01:23	6302	501.50
85	000:01:24	6113	486.46
86	000:01:25	5924	471.42
87	000:01:26	5758	458.21
88	000:01:27	5618	447.07
89	000:01:28	5463	434.73
90	000:01:29	5321	423.43
91	000:01:30	5186	412.69
92	000:01:31	5023	399.72
93	000:01:32	4842	385.31
94	000:01:33	4650	370.04
95	000:01:34	4478	356.35
96	000:01:34	4391	349.42

Concrete Test

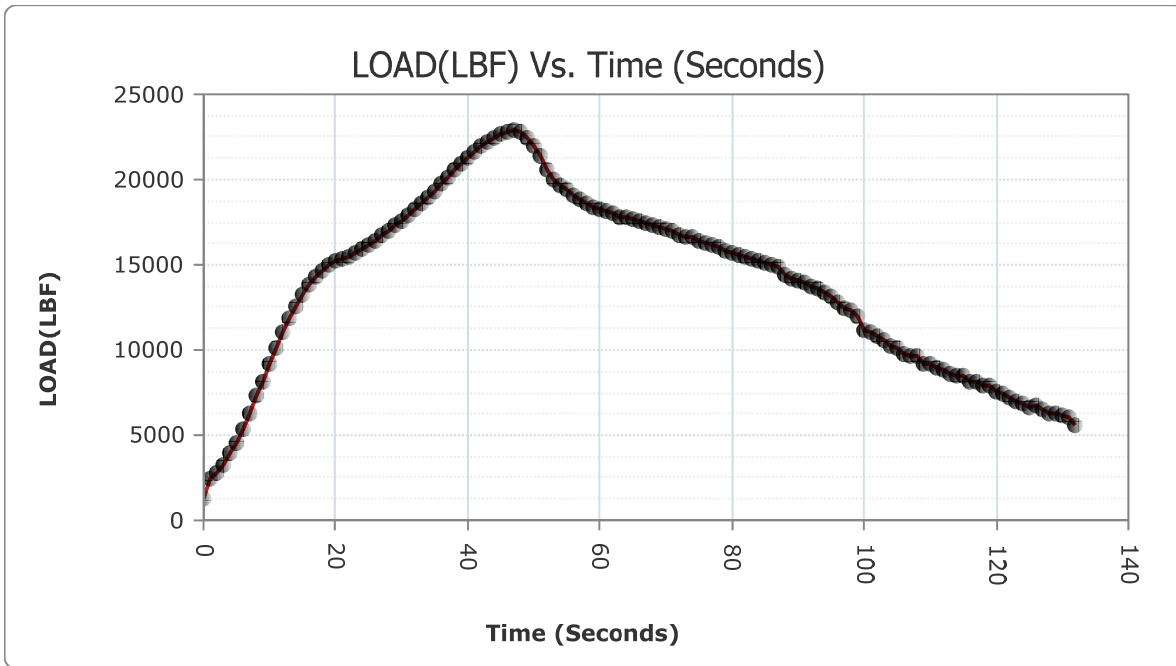
Sample Identification: O6_2

Machine ID: 6a127

Test Type: ASTM C39

2/11/2020

TYPE	PEAK VALUES	UNITS
LOAD	22871	LBF
Diameter	4.00	IN
Length	8.00	IN
Cross-Sectional Area	12.57	IN ²
Sample Age	0.0	day(s)
Corrected Stress	1820.01	PSI
Average Pace Rate	-3.09	PSI/SEC
Fracture Type	Type 2	
Correction Factor	1.000	
Temperature @ START	69.7	°F
Temperature @ FINISH	69.4	°F



READ #	TIME	LOAD	STRESS (PSI)
1	000:00:00	1248	99.31
2	000:00:01	2387	189.95

HM Data Download - Concrete Test Results

READ #	TIME	LOAD	STRESS (PSI)
3	000:00:02	2797	222.58
4	000:00:03	3310	263.40
5	000:00:04	3903	310.59
6	000:00:05	4529	360.41
7	000:00:06	5327	423.91
8	000:00:07	6241	496.64
9	000:00:08	7270	578.53
10	000:00:09	8189	651.66
11	000:00:10	9193	731.56
12	000:00:11	10153	807.95
13	000:00:12	11076	881.40
14	000:00:13	11846	942.67
15	000:00:14	12608	1,003.31
16	000:00:15	13280	1,056.79
17	000:00:16	13836	1,101.03
18	000:00:17	14269	1,135.49
19	000:00:18	14674	1,167.72
20	000:00:19	15023	1,195.49
21	000:00:20	15221	1,211.25
22	000:00:21	15372	1,223.26
23	000:00:22	15516	1,234.72
24	000:00:23	15707	1,249.92
25	000:00:24	15944	1,268.78
26	000:00:25	16170	1,286.77
27	000:00:26	16440	1,308.25
28	000:00:27	16721	1,330.61
29	000:00:28	17014	1,353.93
30	000:00:29	17309	1,377.41
31	000:00:30	17581	1,399.05
32	000:00:31	17893	1,423.88
33	000:00:32	18224	1,450.22
34	000:00:33	18571	1,477.83
35	000:00:34	18912	1,504.97
36	000:00:35	19322	1,537.60
37	000:00:36	19751	1,571.73
38	000:00:37	20172	1,605.24
39	000:00:38	20532	1,633.88
40	000:00:39	20920	1,664.76

HM Data Download - Concrete Test Results

READ #	TIME	LOAD	STRESS (PSI)
41	000:00:40	21290	1,694.20
42	000:00:41	21635	1,721.66
43	000:00:42	21929	1,745.05
44	000:00:43	22223	1,768.45
45	000:00:44	22477	1,788.66
46	000:00:45	22679	1,804.74
47	000:00:46	22810	1,815.16
48	000:00:47	22871	1,820.02
49	000:00:48	22769	1,811.90
50	000:00:49	22432	1,785.08
51	000:00:50	21975	1,748.71
52	000:00:51	21339	1,698.10
53	000:00:52	20582	1,637.86
54	000:00:53	20042	1,594.89
55	000:00:54	19705	1,568.07
56	000:00:55	19405	1,544.20
57	000:00:56	19097	1,519.69
58	000:00:57	18803	1,496.30
59	000:00:58	18548	1,476.00
60	000:00:59	18389	1,463.35
61	000:01:00	18240	1,451.49
62	000:01:01	18116	1,441.63
63	000:01:02	17981	1,430.88
64	000:01:03	17848	1,420.30
65	000:01:04	17733	1,411.15
66	000:01:05	17629	1,402.87
67	000:01:06	17523	1,394.44
68	000:01:07	17415	1,385.84
69	000:01:08	17301	1,376.77
70	000:01:09	17191	1,368.02
71	000:01:10	17062	1,357.75
72	000:01:11	16930	1,347.25
73	000:01:12	16799	1,336.82
74	000:01:13	16681	1,327.43
75	000:01:14	16575	1,319.00
76	000:01:15	16427	1,307.22
77	000:01:16	16269	1,294.65
78	000:01:17	16137	1,284.14

HM Data Download - Concrete Test Results

READ #	TIME	LOAD	STRESS (PSI)
79	000:01:18	16005	1,273.64
80	000:01:19	15868	1,262.74
81	000:01:20	15730	1,251.75
82	000:01:21	15603	1,241.65
83	000:01:22	15508	1,234.09
84	000:01:23	15401	1,225.57
85	000:01:24	15277	1,215.71
86	000:01:25	15141	1,204.88
87	000:01:26	15013	1,194.70
88	000:01:27	14838	1,180.77
89	000:01:28	14471	1,151.57
90	000:01:29	14228	1,132.23
91	000:01:30	14102	1,122.20
92	000:01:31	13950	1,110.11
93	000:01:32	13764	1,095.30
94	000:01:33	13556	1,078.75
95	000:01:34	13365	1,063.55
96	000:01:35	13150	1,046.44
97	000:01:36	12777	1,016.76
98	000:01:37	12487	993.68
99	000:01:38	12304	979.12
100	000:01:39	11949	950.87
101	000:01:40	11170	888.88
102	000:01:41	11076	881.40
103	000:01:42	10844	862.94
104	000:01:43	10562	840.50
105	000:01:44	10241	814.95
106	000:01:45	10116	805.01
107	000:01:46	9778	778.11
108	000:01:47	9649	767.84
109	000:01:48	9676	769.99
110	000:01:49	9192	731.48
111	000:01:50	9223	733.94
112	000:01:51	8929	710.55
113	000:01:52	8799	700.20
114	000:01:53	8657	688.90
115	000:01:54	8464	673.54
116	000:01:55	8525	678.40

HM Data Download - Concrete Test Results

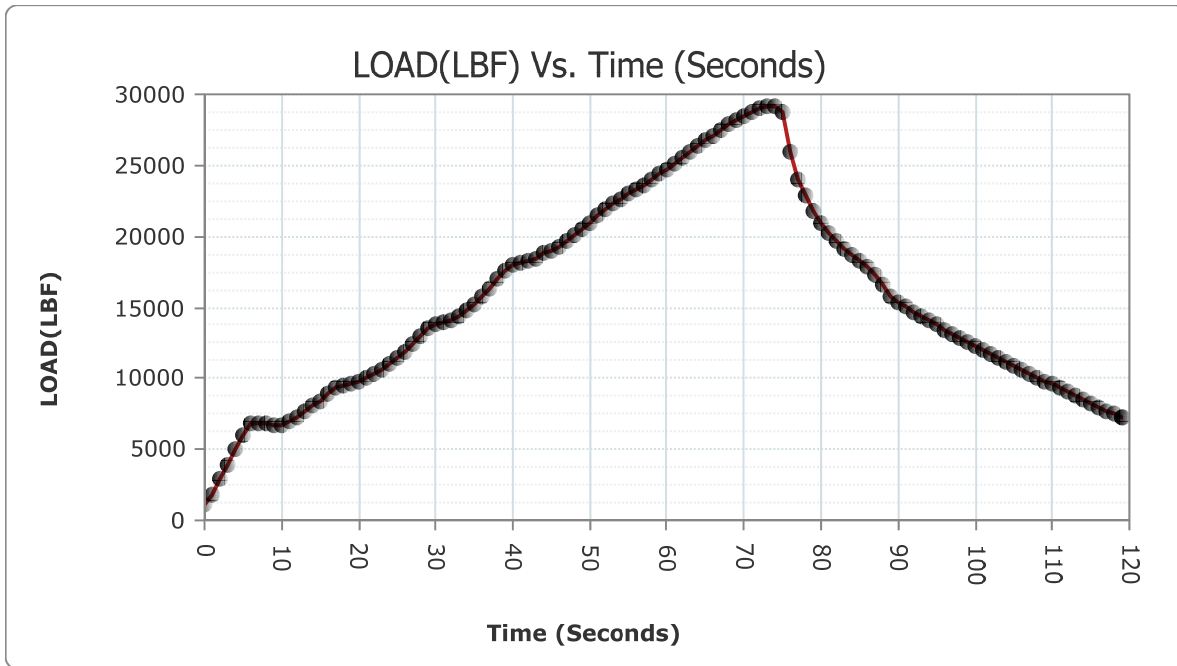
READ #	TIME	LOAD	STRESS (PSI)
117	000:01:56	8165	649.75
118	000:01:57	8180	650.94
119	000:01:58	7959	633.36
120	000:01:59	7851	624.76
121	000:02:00	7571	602.48
122	000:02:01	7433	591.50
123	000:02:02	7191	572.24
124	000:02:03	7026	559.11
125	000:02:04	6883	547.73
126	000:02:05	6683	531.82
127	000:02:06	6689	532.29
128	000:02:07	6467	514.63
129	000:02:08	6332	503.88
130	000:02:09	6253	497.60
131	000:02:10	6197	493.14
132	000:02:11	6097	485.18
133	000:02:11	5612	446.59

Concrete Test

Sample Identification: O6C
 Machine ID: 6a127

Test Type: ASTM C39
 2/11/2020

TYPE	PEAK VALUES	UNITS
LOAD	29166	LBF
Diameter	4.00	IN
Length	8.00	IN
Cross-Sectional Area	12.57	IN ²
Sample Age	0.0	day(s)
Corrected Stress	2320.95	PSI
Average Pace Rate	29.79	PSI/SEC
Fracture Type	Type 3	
Correction Factor	1.000	
Temperature @ START	71.4	°F
Temperature @ FINISH	71.6	°F



READ #	TIME	LOAD	STRESS (PSI)
1	000:00:00	1050	83.56
2	000:00:01	1801	143.32

HM Data Download - Concrete Test Results

READ #	TIME	LOAD	STRESS (PSI)
3	000:00:02	2875	228.79
4	000:00:03	3878	308.60
5	000:00:04	4982	396.45
6	000:00:05	5958	474.12
7	000:00:06	6777	539.30
8	000:00:07	6882	547.65
9	000:00:08	6782	539.69
10	000:00:09	6710	533.96
11	000:00:10	6659	529.91
12	000:00:11	6915	550.28
13	000:00:12	7288	579.96
14	000:00:13	7692	612.11
15	000:00:14	8060	641.39
16	000:00:15	8437	671.40
17	000:00:16	8895	707.84
18	000:00:17	9333	742.70
19	000:00:18	9466	753.28
20	000:00:19	9561	760.84
21	000:00:20	9724	773.81
22	000:00:21	9977	793.94
23	000:00:22	10280	818.06
24	000:00:23	10608	844.16
25	000:00:24	10989	874.48
26	000:00:25	11373	905.03
27	000:00:26	11871	944.66
28	000:00:27	12437	989.71
29	000:00:28	13027	1,036.66
30	000:00:29	13599	1,082.17
31	000:00:30	13812	1,099.12
32	000:00:31	13938	1,109.15
33	000:00:32	14095	1,121.64
34	000:00:33	14440	1,149.10
35	000:00:34	14757	1,174.32
36	000:00:35	15165	1,206.79
37	000:00:36	15737	1,252.31
38	000:00:37	16368	1,302.52
39	000:00:38	16964	1,349.95
40	000:00:39	17615	1,401.76

HM Data Download - Concrete Test Results

READ #	TIME	LOAD	STRESS (PSI)
41	000:00:40	18004	1,432.71
42	000:00:41	18181	1,446.80
43	000:00:42	18309	1,456.98
44	000:00:43	18482	1,470.75
45	000:00:44	18772	1,493.83
46	000:00:45	19030	1,514.36
47	000:00:46	19324	1,537.76
48	000:00:47	19693	1,567.12
49	000:00:48	20073	1,597.36
50	000:00:49	20457	1,627.92
51	000:00:50	20944	1,666.67
52	000:00:51	21451	1,707.02
53	000:00:52	21939	1,745.85
54	000:00:53	22315	1,775.77
55	000:00:54	22649	1,802.35
56	000:00:55	22975	1,828.29
57	000:00:56	23303	1,854.39
58	000:00:57	23595	1,877.63
59	000:00:58	23965	1,907.07
60	000:00:59	24357	1,938.27
61	000:01:00	24760	1,970.34
62	000:01:01	25134	2,000.10
63	000:01:02	25547	2,032.97
64	000:01:03	25960	2,065.83
65	000:01:04	26357	2,097.42
66	000:01:05	26724	2,126.63
67	000:01:06	27118	2,157.98
68	000:01:07	27494	2,187.90
69	000:01:08	27860	2,217.03
70	000:01:09	28215	2,245.28
71	000:01:10	28516	2,269.23
72	000:01:11	28809	2,292.55
73	000:01:12	29039	2,310.85
74	000:01:13	29160	2,320.48
75	000:01:14	29128	2,317.93
76	000:01:15	28688	2,282.92
77	000:01:16	25925	2,063.05
78	000:01:17	24030	1,912.25

HM Data Download - Concrete Test Results

READ #	TIME	LOAD	STRESS (PSI)
79	000:01:18	22951	1,826.38
80	000:01:19	21816	1,736.06
81	000:01:20	20999	1,671.05
82	000:01:21	20209	1,608.18
83	000:01:22	19650	1,563.70
84	000:01:23	19108	1,520.57
85	000:01:24	18650	1,484.12
86	000:01:25	18225	1,450.30
87	000:01:26	17801	1,416.56
88	000:01:27	17253	1,372.95
89	000:01:28	16669	1,326.48
90	000:01:29	15785	1,256.13
91	000:01:30	15379	1,223.82
92	000:01:31	15066	1,198.91
93	000:01:32	14682	1,168.36
94	000:01:33	14367	1,143.29
95	000:01:34	14087	1,121.01
96	000:01:35	13770	1,095.78
97	000:01:36	13462	1,071.27
98	000:01:37	13121	1,044.14
99	000:01:38	12824	1,020.50
100	000:01:39	12559	999.41
101	000:01:40	12292	978.17
102	000:01:41	12037	957.87
103	000:01:42	11760	935.83
104	000:01:43	11466	912.44
105	000:01:44	11167	888.64
106	000:01:45	10866	864.69
107	000:01:46	10583	842.17
108	000:01:47	10303	819.89
109	000:01:48	10037	798.72
110	000:01:49	9810	780.65
111	000:01:50	9561	760.84
112	000:01:51	9301	740.15
113	000:01:52	9026	718.27
114	000:01:53	8803	700.52
115	000:01:54	8483	675.06
116	000:01:55	8189	651.66

HM Data Download - Concrete Test Results

READ #	TIME	LOAD	STRESS (PSI)
117	000:01:56	7965	633.83
118	000:01:57	7734	615.45
119	000:01:58	7516	598.10
120	000:01:59	7303	581.15
121	000:01:59	7282	579.48

Concrete Test

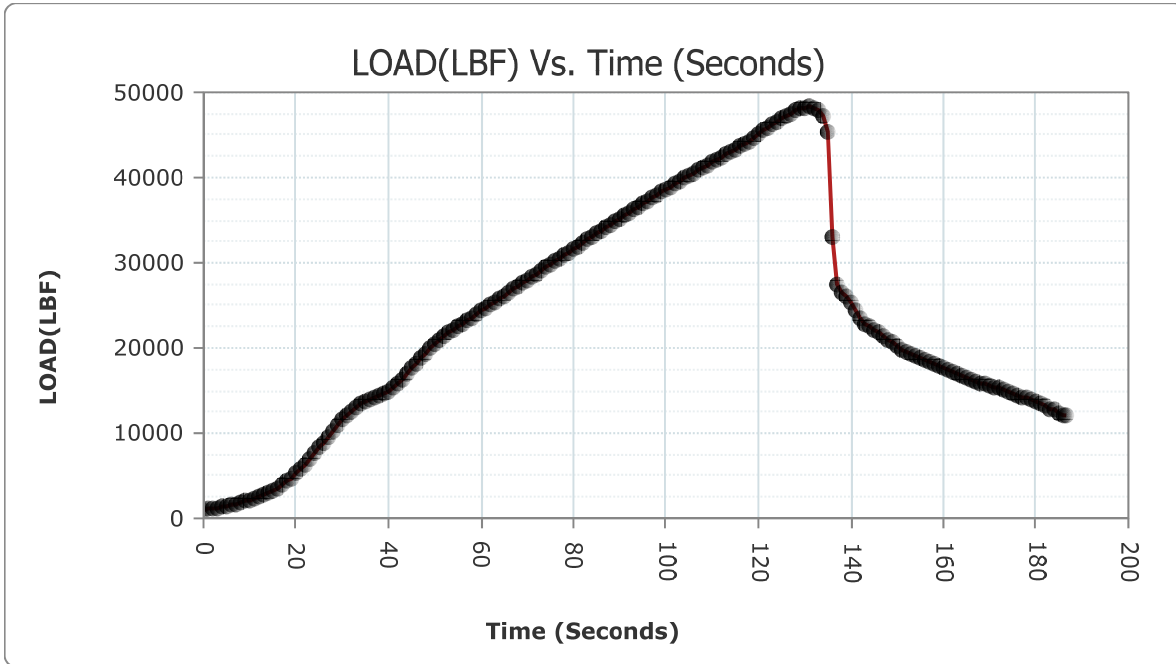
Sample Identification: O24_1

Machine ID: 6a127

Test Type: ASTM C39

2/12/2020

TYPE	PEAK VALUES	UNITS
LOAD	48301	LBF
Diameter	4.00	IN
Length	8.00	IN
Cross-Sectional Area	12.57	IN ²
Sample Age	0.0	day(s)
Corrected Stress	3843.71	PSI
Average Pace Rate	27.19	PSI/SEC
Fracture Type	Type 2	
Correction Factor	1.000	
Temperature @ START	74.4	°F
Temperature @ FINISH	75.0	°F



READ #	TIME	LOAD	STRESS (PSI)
1	000:00:00	1004	79.90
2	000:00:01	1068	84.99

HM Data Download - Concrete Test Results

READ #	TIME	LOAD	STRESS (PSI)
3	000:00:02	1151	91.59
4	000:00:03	1246	99.15
5	000:00:04	1350	107.43
6	000:00:05	1454	115.71
7	000:00:06	1578	125.57
8	000:00:07	1715	136.48
9	000:00:08	1865	148.41
10	000:00:09	2014	160.27
11	000:00:10	2188	174.12
12	000:00:11	2361	187.88
13	000:00:12	2560	203.72
14	000:00:13	2755	219.24
15	000:00:14	2989	237.86
16	000:00:15	3241	257.91
17	000:00:16	3563	283.53
18	000:00:17	3934	313.06
19	000:00:18	4312	343.14
20	000:00:19	4765	379.19
21	000:00:20	5263	418.82
22	000:00:21	5807	462.11
23	000:00:22	6342	504.68
24	000:00:23	6968	554.50
25	000:00:24	7624	606.70
26	000:00:25	8298	660.33
27	000:00:26	8918	709.67
28	000:00:27	9606	764.42
29	000:00:28	10287	818.61
30	000:00:29	10949	871.29
31	000:00:30	11520	916.73
32	000:00:31	12095	962.49
33	000:00:32	12612	1,003.63
34	000:00:33	13042	1,037.85
35	000:00:34	13410	1,067.13
36	000:00:35	13754	1,094.51
37	000:00:36	13997	1,113.85
38	000:00:37	14210	1,130.80
39	000:00:38	14426	1,147.98
40	000:00:39	14671	1,167.48

HM Data Download - Concrete Test Results

READ #	TIME	LOAD	STRESS (PSI)
41	000:00:40	14922	1,187.46
42	000:00:41	15271	1,215.23
43	000:00:42	15743	1,252.79
44	000:00:43	16322	1,298.86
45	000:00:44	16946	1,348.52
46	000:00:45	17571	1,398.26
47	000:00:46	18138	1,443.38
48	000:00:47	18771	1,493.75
49	000:00:48	19410	1,544.60
50	000:00:49	20044	1,595.05
51	000:00:50	20569	1,636.83
52	000:00:51	21027	1,673.28
53	000:00:52	21431	1,705.42
54	000:00:53	21813	1,735.82
55	000:00:54	22162	1,763.60
56	000:00:55	22521	1,792.16
57	000:00:56	22885	1,821.13
58	000:00:57	23252	1,850.34
59	000:00:58	23582	1,876.60
60	000:00:59	23951	1,905.96
61	000:01:00	24320	1,935.32
62	000:01:01	24688	1,964.61
63	000:01:02	25061	1,994.29
64	000:01:03	25435	2,024.05
65	000:01:04	25803	2,053.34
66	000:01:05	26139	2,080.08
67	000:01:06	26507	2,109.36
68	000:01:07	26878	2,138.88
69	000:01:08	27252	2,168.65
70	000:01:09	27624	2,198.25
71	000:01:10	27994	2,227.69
72	000:01:11	28327	2,254.19
73	000:01:12	28697	2,283.63
74	000:01:13	29067	2,313.08
75	000:01:14	29435	2,342.36
76	000:01:15	29805	2,371.81
77	000:01:16	30176	2,401.33
78	000:01:17	30541	2,430.38

HM Data Download - Concrete Test Results

READ #	TIME	LOAD	STRESS (PSI)
79	000:01:18	30875	2,456.95
80	000:01:19	31239	2,485.92
81	000:01:20	31607	2,515.21
82	000:01:21	31972	2,544.25
83	000:01:22	32336	2,573.22
84	000:01:23	32699	2,602.10
85	000:01:24	33027	2,628.21
86	000:01:25	33390	2,657.09
87	000:01:26	33748	2,685.58
88	000:01:27	34108	2,714.23
89	000:01:28	34468	2,742.88
90	000:01:29	34826	2,771.36
91	000:01:30	35149	2,797.07
92	000:01:31	35501	2,825.08
93	000:01:32	35853	2,853.09
94	000:01:33	36205	2,881.10
95	000:01:34	36557	2,909.11
96	000:01:35	36911	2,937.28
97	000:01:36	37226	2,962.35
98	000:01:37	37574	2,990.04
99	000:01:38	37921	3,017.66
100	000:01:39	38268	3,045.27
101	000:01:40	38575	3,069.70
102	000:01:41	38916	3,096.84
103	000:01:42	39261	3,124.29
104	000:01:43	39569	3,148.80
105	000:01:44	39905	3,175.54
106	000:01:45	40235	3,201.80
107	000:01:46	40562	3,227.82
108	000:01:47	40887	3,253.68
109	000:01:48	41210	3,279.39
110	000:01:49	41500	3,302.47
111	000:01:50	41816	3,327.61
112	000:01:51	42128	3,352.44
113	000:01:52	42440	3,377.27
114	000:01:53	42746	3,401.62
115	000:01:54	43050	3,425.81
116	000:01:55	43321	3,447.38

HM Data Download - Concrete Test Results

READ #	TIME	LOAD	STRESS (PSI)
117	000:01:56	43615	3,470.77
118	000:01:57	43911	3,494.33
119	000:01:58	44275	3,523.29
120	000:01:59	44699	3,557.03
121	000:02:00	45124	3,590.85
122	000:02:01	45498	3,620.62
123	000:02:02	45889	3,651.73
124	000:02:03	46255	3,680.86
125	000:02:04	46613	3,709.34
126	000:02:05	46946	3,735.84
127	000:02:06	47261	3,760.91
128	000:02:07	47553	3,784.15
129	000:02:08	47796	3,803.48
130	000:02:09	48029	3,822.03
131	000:02:10	48210	3,836.43
132	000:02:11	48301	3,843.67
133	000:02:12	48213	3,836.67
134	000:02:13	47893	3,811.20
135	000:02:14	47179	3,754.39
136	000:02:15	45357	3,609.40
137	000:02:16	33042	2,629.40
138	000:02:17	27469	2,185.91
139	000:02:18	26558	2,113.42
140	000:02:19	26005	2,069.41
141	000:02:20	25386	2,020.15
142	000:02:21	24340	1,936.92
143	000:02:22	23415	1,863.31
144	000:02:23	22891	1,821.61
145	000:02:24	22497	1,790.25
146	000:02:25	22117	1,760.01
147	000:02:26	21752	1,730.97
148	000:02:27	21381	1,701.45
149	000:02:28	21001	1,671.21
150	000:02:29	20599	1,639.22
151	000:02:30	20125	1,601.50
152	000:02:31	19742	1,571.02
153	000:02:32	19458	1,548.42
154	000:02:33	19230	1,530.27

HM Data Download - Concrete Test Results

READ #	TIME	LOAD	STRESS (PSI)
155	000:02:34	18975	1,509.98
156	000:02:35	18743	1,491.52
157	000:02:36	18528	1,474.41
158	000:02:37	18338	1,459.29
159	000:02:38	18111	1,441.23
160	000:02:39	17884	1,423.16
161	000:02:40	17664	1,405.66
162	000:02:41	17456	1,389.10
163	000:02:42	17221	1,370.40
164	000:02:43	16965	1,350.03
165	000:02:44	16690	1,328.15
166	000:02:45	16468	1,310.48
167	000:02:46	16252	1,293.29
168	000:02:47	16064	1,278.33
169	000:02:48	15892	1,264.65
170	000:02:49	15734	1,252.07
171	000:02:50	15580	1,239.82
172	000:02:51	15444	1,228.99
173	000:02:52	15280	1,215.94
174	000:02:53	15067	1,198.99
175	000:02:54	14830	1,180.13
176	000:02:55	14628	1,164.06
177	000:02:56	14446	1,149.58
178	000:02:57	14285	1,136.76
179	000:02:58	14104	1,122.36
180	000:02:59	13904	1,106.45
181	000:03:00	13671	1,087.90
182	000:03:01	13402	1,066.50
183	000:03:02	13152	1,046.60
184	000:03:03	12903	1,026.79
185	000:03:04	12684	1,009.36
186	000:03:05	12438	989.78
187	000:03:06	12184	969.57
188	000:03:06	12048	958.75

Concrete Test

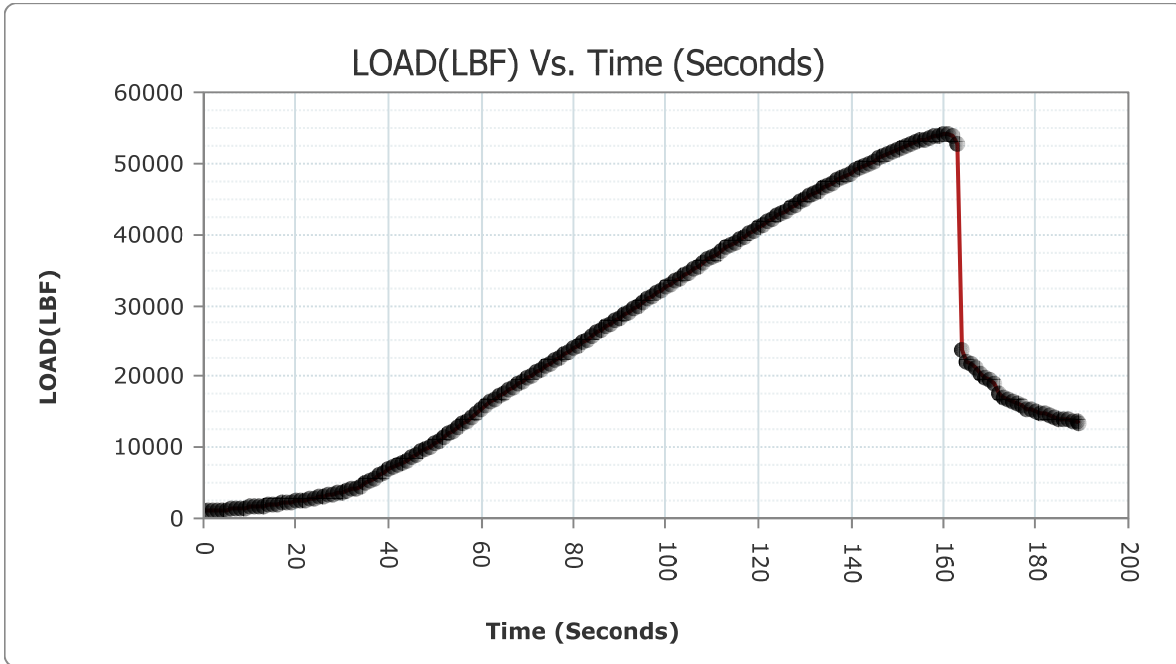
Sample Identification: O24_2

Machine ID: 6a127

Test Type: ASTM C39

2/12/2020

TYPE	PEAK VALUES	UNITS
LOAD	54023	LBF
Diameter	4.00	IN
Length	8.00	IN
Cross-Sectional Area	12.57	IN ²
Sample Age	0.0	day(s)
Corrected Stress	4298.97	PSI
Average Pace Rate	29.83	PSI/SEC
Fracture Type	Type 3	
Correction Factor	1.000	
Temperature @ START	75.2	°F
Temperature @ FINISH	75.7	°F



READ #	TIME	LOAD	STRESS (PSI)
1	000:00:00	1004	79.90
2	000:00:01	1043	83.00

HM Data Download - Concrete Test Results

READ #	TIME	LOAD	STRESS (PSI)
3	000:00:02	1089	86.66
4	000:00:03	1138	90.56
5	000:00:04	1189	94.62
6	000:00:05	1243	98.91
7	000:00:06	1297	103.21
8	000:00:07	1350	107.43
9	000:00:08	1408	112.05
10	000:00:09	1472	117.14
11	000:00:10	1539	122.47
12	000:00:11	1609	128.04
13	000:00:12	1684	134.01
14	000:00:13	1758	139.90
15	000:00:14	1829	145.55
16	000:00:15	1914	152.31
17	000:00:16	2004	159.47
18	000:00:17	2097	166.87
19	000:00:18	2197	174.83
20	000:00:19	2300	183.03
21	000:00:20	2396	190.67
22	000:00:21	2499	198.86
23	000:00:22	2611	207.78
24	000:00:23	2732	217.41
25	000:00:24	2845	226.40
26	000:00:25	2979	237.06
27	000:00:26	3116	247.96
28	000:00:27	3262	259.58
29	000:00:28	3413	271.60
30	000:00:29	3571	284.17
31	000:00:30	3722	296.19
32	000:00:31	3897	310.11
33	000:00:32	4084	324.99
34	000:00:33	4290	341.39
35	000:00:34	4583	364.70
36	000:00:35	4934	392.64
37	000:00:36	5308	422.40
38	000:00:37	5667	450.97
39	000:00:38	6079	483.75
40	000:00:39	6474	515.18

HM Data Download - Concrete Test Results

READ #	TIME	LOAD	STRESS (PSI)
41	000:00:40	6846	544.79
42	000:00:41	7201	573.04
43	000:00:42	7541	600.09
44	000:00:43	7844	624.21
45	000:00:44	8202	652.69
46	000:00:45	8574	682.30
47	000:00:46	8960	713.01
48	000:00:47	9357	744.61
49	000:00:48	9765	777.07
50	000:00:49	10142	807.07
51	000:00:50	10578	841.77
52	000:00:51	11022	877.10
53	000:00:52	11474	913.07
54	000:00:53	11889	946.10
55	000:00:54	12362	983.74
56	000:00:55	12843	1,022.01
57	000:00:56	13332	1,060.93
58	000:00:57	13778	1,096.42
59	000:00:58	14280	1,136.37
60	000:00:59	14789	1,176.87
61	000:01:00	15299	1,217.46
62	000:01:01	15822	1,259.07
63	000:01:02	16345	1,300.69
64	000:01:03	16799	1,336.82
65	000:01:04	17258	1,373.35
66	000:01:05	17697	1,408.28
67	000:01:06	18114	1,441.47
68	000:01:07	18518	1,473.62
69	000:01:08	18926	1,506.08
70	000:01:09	19339	1,538.95
71	000:01:10	19717	1,569.03
72	000:01:11	20138	1,602.53
73	000:01:12	20561	1,636.19
74	000:01:13	20987	1,670.09
75	000:01:14	21412	1,703.91
76	000:01:15	21838	1,737.81
77	000:01:16	22225	1,768.61
78	000:01:17	22653	1,802.67

HM Data Download - Concrete Test Results

READ #	TIME	LOAD	STRESS (PSI)
79	000:01:18	23088	1,837.28
80	000:01:19	23520	1,871.66
81	000:01:20	23954	1,906.20
82	000:01:21	24393	1,941.13
83	000:01:22	24793	1,972.96
84	000:01:23	25231	2,007.82
85	000:01:24	25666	2,042.44
86	000:01:25	26104	2,077.29
87	000:01:26	26541	2,112.07
88	000:01:27	26934	2,143.34
89	000:01:28	27375	2,178.43
90	000:01:29	27813	2,213.29
91	000:01:30	28254	2,248.38
92	000:01:31	28693	2,283.32
93	000:01:32	29133	2,318.33
94	000:01:33	29530	2,349.92
95	000:01:34	29970	2,384.94
96	000:01:35	30407	2,419.71
97	000:01:36	30847	2,454.73
98	000:01:37	31286	2,489.66
99	000:01:38	31725	2,524.60
100	000:01:39	32166	2,559.69
101	000:01:40	32559	2,590.96
102	000:01:41	32995	2,625.66
103	000:01:42	33431	2,660.35
104	000:01:43	33866	2,694.97
105	000:01:44	34298	2,729.35
106	000:01:45	34733	2,763.96
107	000:01:46	35167	2,798.50
108	000:01:47	35558	2,829.62
109	000:01:48	35987	2,863.75
110	000:01:49	36419	2,898.13
111	000:01:50	36857	2,932.99
112	000:01:51	37242	2,963.62
113	000:01:52	37674	2,998.00
114	000:01:53	38104	3,032.22
115	000:01:54	38528	3,065.96
116	000:01:55	38919	3,097.08

HM Data Download - Concrete Test Results

READ #	TIME	LOAD	STRESS (PSI)
117	000:01:56	39343	3,130.82
118	000:01:57	39765	3,164.40
119	000:01:58	40185	3,197.82
120	000:01:59	40604	3,231.16
121	000:02:00	40980	3,261.08
122	000:02:01	41390	3,293.71
123	000:02:02	41802	3,326.50
124	000:02:03	42209	3,358.89
125	000:02:04	42619	3,391.51
126	000:02:05	43022	3,423.58
127	000:02:06	43385	3,452.47
128	000:02:07	43786	3,484.38
129	000:02:08	44186	3,516.21
130	000:02:09	44584	3,547.88
131	000:02:10	44976	3,579.08
132	000:02:11	45364	3,609.95
133	000:02:12	45752	3,640.83
134	000:02:13	46097	3,668.28
135	000:02:14	46479	3,698.68
136	000:02:15	46859	3,728.92
137	000:02:16	47232	3,758.60
138	000:02:17	47605	3,788.29
139	000:02:18	47973	3,817.57
140	000:02:19	48304	3,843.91
141	000:02:20	48661	3,872.32
142	000:02:21	49018	3,900.73
143	000:02:22	49379	3,929.46
144	000:02:23	49694	3,954.52
145	000:02:24	50033	3,981.50
146	000:02:25	50372	4,008.48
147	000:02:26	50700	4,034.58
148	000:02:27	51026	4,060.52
149	000:02:28	51345	4,085.91
150	000:02:29	51621	4,107.87
151	000:02:30	51924	4,131.98
152	000:02:31	52213	4,154.98
153	000:02:32	52491	4,177.10
154	000:02:33	52755	4,198.11

HM Data Download - Concrete Test Results

READ #	TIME	LOAD	STRESS (PSI)
155	000:02:34	53004	4,217.92
156	000:02:35	53233	4,236.15
157	000:02:36	53424	4,251.35
158	000:02:37	53611	4,266.23
159	000:02:38	53777	4,279.44
160	000:02:39	53918	4,290.66
161	000:02:40	54009	4,297.90
162	000:02:41	54009	4,297.90
163	000:02:42	53828	4,283.50
164	000:02:43	52752	4,197.87
165	000:02:44	23779	1,892.27
166	000:02:45	21937	1,745.69
167	000:02:46	21693	1,726.27
168	000:02:47	21263	1,692.06
169	000:02:48	20494	1,630.86
170	000:02:49	19946	1,587.25
171	000:02:50	19420	1,545.39
172	000:02:51	18897	1,503.78
173	000:02:52	17662	1,405.50
174	000:02:53	17131	1,363.24
175	000:02:54	16847	1,340.64
176	000:02:55	16504	1,313.35
177	000:02:56	16161	1,286.05
178	000:02:57	15796	1,257.01
179	000:02:58	15448	1,229.31
180	000:02:59	15243	1,213.00
181	000:03:00	15083	1,200.27
182	000:03:01	14911	1,186.58
183	000:03:02	14728	1,172.02
184	000:03:03	14543	1,157.30
185	000:03:04	14274	1,135.89
186	000:03:05	14086	1,120.93
187	000:03:06	13957	1,110.66
188	000:03:07	13826	1,100.24
189	000:03:08	13689	1,089.34
190	000:03:09	13555	1,078.67
191	000:03:09	13501	1,074.38

Concrete Test

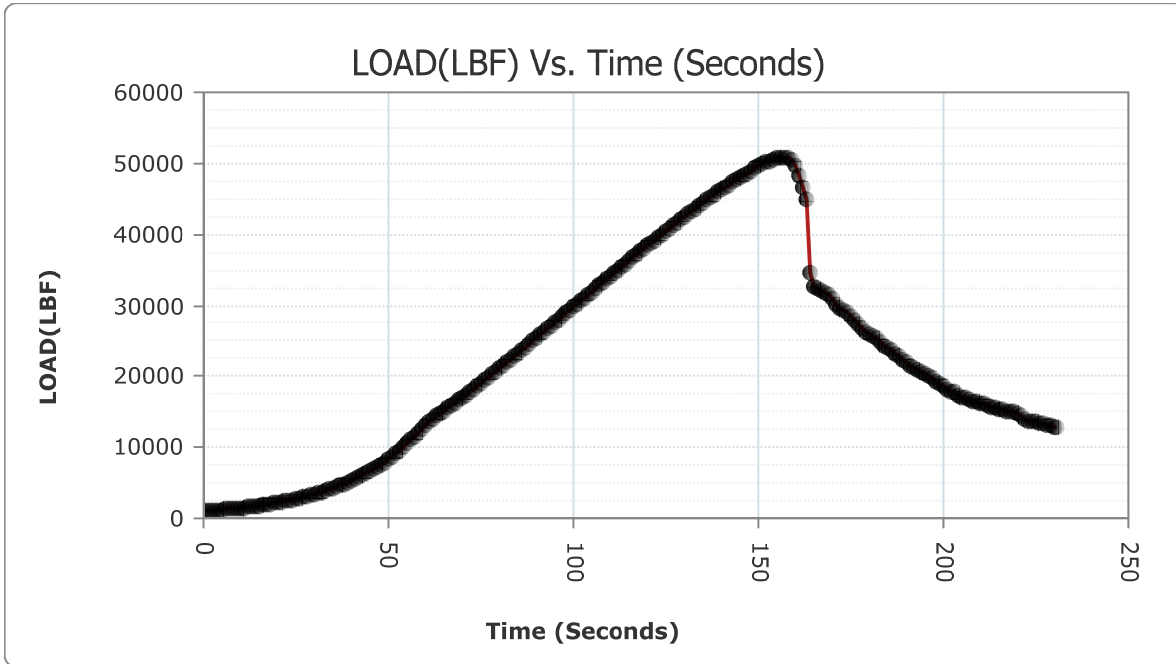
Sample Identification: O24_3

Machine ID: 6a127

Test Type: ASTM C39

2/12/2020

TYPE	PEAK VALUES	UNITS
LOAD	50903	LBF
Diameter	4.00	IN
Length	8.00	IN
Cross-Sectional Area	12.57	IN ²
Sample Age	0.0	day(s)
Corrected Stress	4050.73	PSI
Average Pace Rate	30.69	PSI/SEC
Fracture Type	Type 1	
Correction Factor	1.000	
Temperature @ START	75.8	°F
Temperature @ FINISH	75.9	°F



READ #	TIME	LOAD	STRESS (PSI)
1	000:00:00	1003	79.82
2	000:00:01	1042	82.92

HM Data Download - Concrete Test Results

READ #	TIME	LOAD	STRESS (PSI)
3	000:00:02	1080	85.94
4	000:00:03	1125	89.52
5	000:00:04	1168	92.95
6	000:00:05	1211	96.37
7	000:00:06	1263	100.51
8	000:00:07	1310	104.25
9	000:00:08	1362	108.38
10	000:00:09	1414	112.52
11	000:00:10	1472	117.14
12	000:00:11	1533	121.99
13	000:00:12	1595	126.93
14	000:00:13	1659	132.02
15	000:00:14	1721	136.95
16	000:00:15	1790	142.44
17	000:00:16	1871	148.89
18	000:00:17	1948	155.02
19	000:00:18	2034	161.86
20	000:00:19	2123	168.94
21	000:00:20	2204	175.39
22	000:00:21	2305	183.43
23	000:00:22	2410	191.78
24	000:00:23	2518	200.38
25	000:00:24	2610	207.70
26	000:00:25	2729	217.17
27	000:00:26	2850	226.80
28	000:00:27	2966	236.03
29	000:00:28	3102	246.85
30	000:00:29	3241	257.91
31	000:00:30	3393	270.01
32	000:00:31	3548	282.34
33	000:00:32	3713	295.47
34	000:00:33	3867	307.73
35	000:00:34	4051	322.37
36	000:00:35	4238	337.25
37	000:00:36	4437	353.09
38	000:00:37	4639	369.16
39	000:00:38	4856	386.43
40	000:00:39	5061	402.74

HM Data Download - Concrete Test Results

READ #	TIME	LOAD	STRESS (PSI)
41	000:00:40	5300	421.76
42	000:00:41	5545	441.26
43	000:00:42	5805	461.95
44	000:00:43	6071	483.11
45	000:00:44	6322	503.09
46	000:00:45	6613	526.25
47	000:00:46	6912	550.04
48	000:00:47	7219	574.47
49	000:00:48	7508	597.47
50	000:00:49	7840	623.89
51	000:00:50	8255	656.91
52	000:00:51	8697	692.09
53	000:00:52	9144	727.66
54	000:00:53	9557	760.52
55	000:00:54	10032	798.32
56	000:00:55	10527	837.71
57	000:00:56	11030	877.74
58	000:00:57	11546	918.80
59	000:00:58	12035	957.71
60	000:00:59	12576	1,000.77
61	000:01:00	13108	1,043.10
62	000:01:01	13582	1,080.82
63	000:01:02	14012	1,115.04
64	000:01:03	14414	1,147.03
65	000:01:04	14741	1,173.05
66	000:01:05	15108	1,202.26
67	000:01:06	15490	1,232.66
68	000:01:07	15878	1,263.53
69	000:01:08	16270	1,294.73
70	000:01:09	16668	1,326.40
71	000:01:10	17073	1,358.63
72	000:01:11	17438	1,387.67
73	000:01:12	17844	1,419.98
74	000:01:13	18256	1,452.77
75	000:01:14	18667	1,485.47
76	000:01:15	19085	1,518.74
77	000:01:16	19502	1,551.92
78	000:01:17	19882	1,582.16

HM Data Download - Concrete Test Results

READ #	TIME	LOAD	STRESS (PSI)
79	000:01:18	20300	1,615.42
80	000:01:19	20725	1,649.24
81	000:01:20	21151	1,683.14
82	000:01:21	21579	1,717.20
83	000:01:22	22009	1,751.42
84	000:01:23	22442	1,785.88
85	000:01:24	22829	1,816.67
86	000:01:25	23261	1,851.05
87	000:01:26	23697	1,885.75
88	000:01:27	24135	1,920.60
89	000:01:28	24572	1,955.38
90	000:01:29	25012	1,990.39
91	000:01:30	25407	2,021.82
92	000:01:31	25848	2,056.92
93	000:01:32	26288	2,091.93
94	000:01:33	26734	2,127.42
95	000:01:34	27174	2,162.44
96	000:01:35	27616	2,197.61
97	000:01:36	28014	2,229.28
98	000:01:37	28459	2,264.70
99	000:01:38	28903	2,300.03
100	000:01:39	29349	2,335.52
101	000:01:40	29796	2,371.09
102	000:01:41	30198	2,403.08
103	000:01:42	30644	2,438.57
104	000:01:43	31088	2,473.90
105	000:01:44	31537	2,509.63
106	000:01:45	31938	2,541.55
107	000:01:46	32385	2,577.12
108	000:01:47	32828	2,612.37
109	000:01:48	33272	2,647.70
110	000:01:49	33715	2,682.95
111	000:01:50	34110	2,714.39
112	000:01:51	34549	2,749.32
113	000:01:52	34985	2,784.02
114	000:01:53	35422	2,818.79
115	000:01:54	35859	2,853.57
116	000:01:55	36290	2,887.87

HM Data Download - Concrete Test Results

READ #	TIME	LOAD	STRESS (PSI)
117	000:01:56	36719	2,922.01
118	000:01:57	37108	2,952.96
119	000:01:58	37539	2,987.26
120	000:01:59	37971	3,021.64
121	000:02:00	38399	3,055.70
122	000:02:01	38823	3,089.44
123	000:02:02	39206	3,119.91
124	000:02:03	39629	3,153.58
125	000:02:04	40046	3,186.76
126	000:02:05	40463	3,219.94
127	000:02:06	40877	3,252.89
128	000:02:07	41293	3,285.99
129	000:02:08	41660	3,315.20
130	000:02:09	42066	3,347.51
131	000:02:10	42473	3,379.89
132	000:02:11	42872	3,411.65
133	000:02:12	43273	3,443.56
134	000:02:13	43669	3,475.07
135	000:02:14	44023	3,503.24
136	000:02:15	44413	3,534.27
137	000:02:16	44795	3,564.67
138	000:02:17	45179	3,595.23
139	000:02:18	45555	3,625.15
140	000:02:19	45934	3,655.31
141	000:02:20	46264	3,681.57
142	000:02:21	46628	3,710.54
143	000:02:22	46987	3,739.11
144	000:02:23	47341	3,767.28
145	000:02:24	47689	3,794.97
146	000:02:25	48034	3,822.42
147	000:02:26	48365	3,848.76
148	000:02:27	48655	3,871.84
149	000:02:28	48972	3,897.07
150	000:02:29	49278	3,921.42
151	000:02:30	49570	3,944.66
152	000:02:31	49851	3,967.02
153	000:02:32	50110	3,987.63
154	000:02:33	50329	4,005.05

HM Data Download - Concrete Test Results

READ #	TIME	LOAD	STRESS (PSI)
155	000:02:34	50544	4,022.16
156	000:02:35	50730	4,036.97
157	000:02:36	50861	4,047.39
158	000:02:37	50894	4,050.02
159	000:02:38	50758	4,039.19
160	000:02:39	50509	4,019.38
161	000:02:40	49726	3,957.07
162	000:02:41	48163	3,832.69
163	000:02:42	46630	3,710.70
164	000:02:43	44821	3,566.74
165	000:02:44	34662	2,758.31
166	000:02:45	32744	2,605.68
167	000:02:46	32280	2,568.76
168	000:02:47	32056	2,550.94
169	000:02:48	31860	2,535.34
170	000:02:49	31596	2,514.33
171	000:02:50	31037	2,469.85
172	000:02:51	30131	2,397.75
173	000:02:52	29574	2,353.42
174	000:02:53	29268	2,329.07
175	000:02:54	28975	2,305.76
176	000:02:55	28590	2,275.12
177	000:02:56	27880	2,218.62
178	000:02:57	27319	2,173.98
179	000:02:58	26762	2,129.65
180	000:02:59	26348	2,096.71
181	000:03:00	26011	2,069.89
182	000:03:01	25679	2,043.47
183	000:03:02	25300	2,013.31
184	000:03:03	24850	1,977.50
185	000:03:04	24390	1,940.89
186	000:03:05	23952	1,906.04
187	000:03:06	23596	1,877.71
188	000:03:07	23256	1,850.65
189	000:03:08	22876	1,820.41
190	000:03:09	22435	1,785.32
191	000:03:10	22010	1,751.50
192	000:03:11	21549	1,714.81

HM Data Download - Concrete Test Results

READ #	TIME	LOAD	STRESS (PSI)
193	000:03:12	21216	1,688.32
194	000:03:13	20962	1,668.10
195	000:03:14	20685	1,646.06
196	000:03:15	20373	1,621.23
197	000:03:16	20069	1,597.04
198	000:03:17	19729	1,569.98
199	000:03:18	19202	1,528.05
200	000:03:19	18951	1,508.07
201	000:03:20	18566	1,477.44
202	000:03:21	18235	1,451.10
203	000:03:22	17999	1,432.31
204	000:03:23	17740	1,411.70
205	000:03:24	17373	1,382.50
206	000:03:25	17131	1,363.24
207	000:03:26	16906	1,345.34
208	000:03:27	16701	1,329.02
209	000:03:28	16529	1,315.34
210	000:03:29	16349	1,301.01
211	000:03:30	16208	1,289.79
212	000:03:31	16058	1,277.85
213	000:03:32	15911	1,266.16
214	000:03:33	15766	1,254.62
215	000:03:34	15617	1,242.76
216	000:03:35	15476	1,231.54
217	000:03:36	15344	1,221.04
218	000:03:37	15208	1,210.21
219	000:03:38	15077	1,199.79
220	000:03:39	14932	1,188.25
221	000:03:40	14769	1,175.28
222	000:03:41	14483	1,152.52
223	000:03:42	13897	1,105.89
224	000:03:43	13713	1,091.25
225	000:03:44	13643	1,085.68
226	000:03:45	13582	1,080.82
227	000:03:46	13487	1,073.26
228	000:03:47	13347	1,062.12
229	000:03:48	13175	1,048.43
230	000:03:49	13019	1,036.02

HM Data Download - Concrete Test Results

READ #	TIME	LOAD	STRESS (PSI)
231	000:03:50	12827	1,020.74
232	000:03:50	12722	1,012.38

Concrete Test

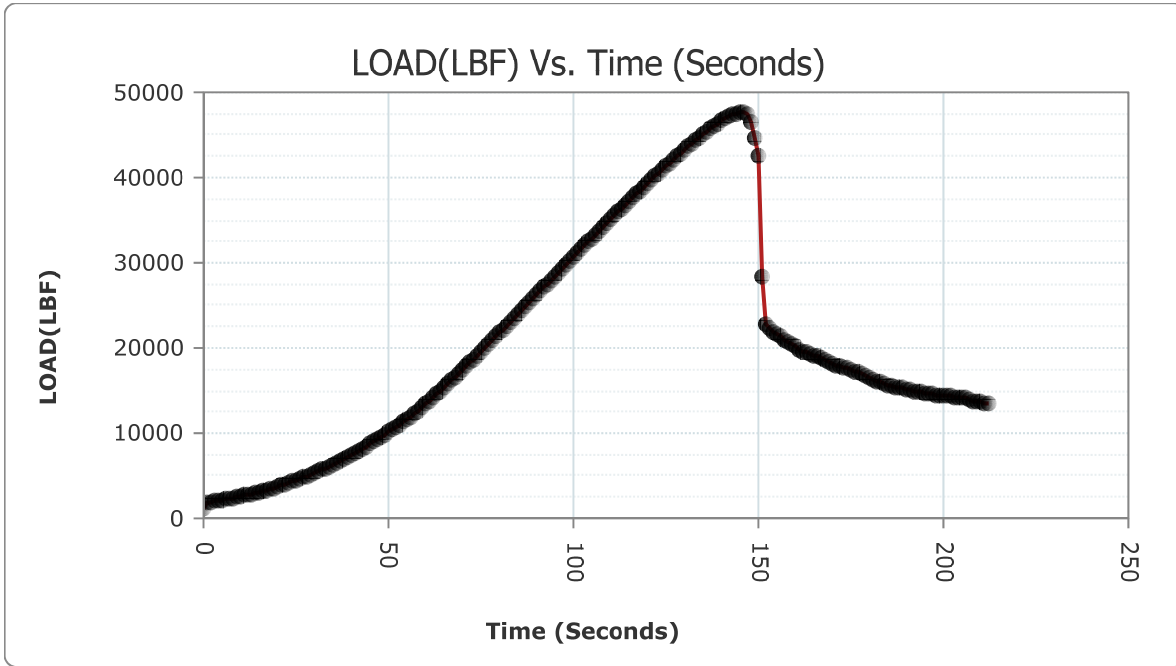
Sample Identification: O3D_1

Machine ID: 6a127

Test Type: ASTM C39

2/14/2020

TYPE	PEAK VALUES	UNITS
LOAD	47679	LBF
Diameter	4.00	IN
Length	8.00	IN
Cross-Sectional Area	12.57	IN ²
Sample Age	0.0	day(s)
Corrected Stress	3794.14	PSI
Average Pace Rate	31.45	PSI/SEC
Fracture Type	Type 2	
Correction Factor	1.000	
Temperature @ START	79.0	°F
Temperature @ FINISH	79.0	°F



READ #	TIME	LOAD	STRESS (PSI)
1	000:00:00	1242	98.84
2	000:00:01	1905	151.60

HM Data Download - Concrete Test Results

READ #	TIME	LOAD	STRESS (PSI)
3	000:00:02	1952	155.34
4	000:00:03	2017	160.51
5	000:00:04	2090	166.32
6	000:00:05	2160	171.89
7	000:00:06	2247	178.81
8	000:00:07	2333	185.65
9	000:00:08	2421	192.66
10	000:00:09	2499	198.86
11	000:00:10	2580	205.31
12	000:00:11	2678	213.11
13	000:00:12	2780	221.23
14	000:00:13	2877	228.94
15	000:00:14	2984	237.46
16	000:00:15	3099	246.61
17	000:00:16	3218	256.08
18	000:00:17	3342	265.95
19	000:00:18	3455	274.94
20	000:00:19	3587	285.44
21	000:00:20	3724	296.35
22	000:00:21	3868	307.81
23	000:00:22	3997	318.07
24	000:00:23	4147	330.01
25	000:00:24	4306	342.66
26	000:00:25	4467	355.47
27	000:00:26	4617	367.41
28	000:00:27	4786	380.86
29	000:00:28	4966	395.18
30	000:00:29	5147	409.59
31	000:00:30	5319	423.27
32	000:00:31	5512	438.63
33	000:00:32	5711	454.47
34	000:00:33	5918	470.94
35	000:00:34	6104	485.74
36	000:00:35	6321	503.01
37	000:00:36	6541	520.52
38	000:00:37	6773	538.98
39	000:00:38	6981	555.53
40	000:00:39	7221	574.63

HM Data Download - Concrete Test Results

READ #	TIME	LOAD	STRESS (PSI)
41	000:00:40	7466	594.13
42	000:00:41	7714	613.86
43	000:00:42	7945	632.24
44	000:00:43	8204	652.85
45	000:00:44	8469	673.94
46	000:00:45	8740	695.51
47	000:00:46	8987	715.16
48	000:00:47	9270	737.68
49	000:00:48	9555	760.36
50	000:00:49	9846	783.52
51	000:00:50	10145	807.31
52	000:00:51	10419	829.12
53	000:00:52	10730	853.87
54	000:00:53	11039	878.46
55	000:00:54	11318	900.66
56	000:00:55	11639	926.20
57	000:00:56	11962	951.91
58	000:00:57	12286	977.69
59	000:00:58	12589	1,001.80
60	000:00:59	12980	1,032.92
61	000:01:00	13376	1,064.43
62	000:01:01	13775	1,096.18
63	000:01:02	14139	1,125.15
64	000:01:03	14547	1,157.61
65	000:01:04	14959	1,190.40
66	000:01:05	15373	1,223.34
67	000:01:06	15750	1,253.35
68	000:01:07	16170	1,286.77
69	000:01:08	16593	1,320.43
70	000:01:09	17022	1,354.57
71	000:01:10	17407	1,385.21
72	000:01:11	17837	1,419.42
73	000:01:12	18276	1,454.36
74	000:01:13	18715	1,489.29
75	000:01:14	19114	1,521.04
76	000:01:15	19553	1,555.98
77	000:01:16	20002	1,591.71
78	000:01:17	20443	1,626.80

HM Data Download - Concrete Test Results

READ #	TIME	LOAD	STRESS (PSI)
79	000:01:18	20848	1,659.03
80	000:01:19	21299	1,694.92
81	000:01:20	21749	1,730.73
82	000:01:21	22199	1,766.54
83	000:01:22	22608	1,799.09
84	000:01:23	23064	1,835.37
85	000:01:24	23520	1,871.66
86	000:01:25	23976	1,907.95
87	000:01:26	24389	1,940.81
88	000:01:27	24845	1,977.10
89	000:01:28	25304	2,013.63
90	000:01:29	25765	2,050.31
91	000:01:30	26180	2,083.34
92	000:01:31	26637	2,119.71
93	000:01:32	27099	2,156.47
94	000:01:33	27557	2,192.92
95	000:01:34	27971	2,225.86
96	000:01:35	28429	2,262.31
97	000:01:36	28890	2,298.99
98	000:01:37	29348	2,335.44
99	000:01:38	29758	2,368.07
100	000:01:39	30218	2,404.67
101	000:01:40	30675	2,441.04
102	000:01:41	31131	2,477.33
103	000:01:42	31585	2,513.45
104	000:01:43	31993	2,545.92
105	000:01:44	32447	2,582.05
106	000:01:45	32898	2,617.94
107	000:01:46	33348	2,653.75
108	000:01:47	33755	2,686.14
109	000:01:48	34203	2,721.79
110	000:01:49	34652	2,757.52
111	000:01:50	35096	2,792.85
112	000:01:51	35498	2,824.84
113	000:01:52	35944	2,860.33
114	000:01:53	36392	2,895.98
115	000:01:54	36786	2,927.34
116	000:01:55	37221	2,961.95

HM Data Download - Concrete Test Results

READ #	TIME	LOAD	STRESS (PSI)
117	000:01:56	37657	2,996.65
118	000:01:57	38086	3,030.79
119	000:01:58	38475	3,061.74
120	000:01:59	38902	3,095.72
121	000:02:00	39324	3,129.30
122	000:02:01	39744	3,162.73
123	000:02:02	40120	3,192.65
124	000:02:03	40533	3,225.51
125	000:02:04	40942	3,258.06
126	000:02:05	41351	3,290.61
127	000:02:06	41712	3,319.34
128	000:02:07	42111	3,351.09
129	000:02:08	42506	3,382.52
130	000:02:09	42895	3,413.48
131	000:02:10	43243	3,441.17
132	000:02:11	43621	3,471.25
133	000:02:12	43995	3,501.01
134	000:02:13	44361	3,530.14
135	000:02:14	44687	3,556.08
136	000:02:15	45045	3,584.57
137	000:02:16	45384	3,611.54
138	000:02:17	45717	3,638.04
139	000:02:18	46014	3,661.68
140	000:02:19	46329	3,686.74
141	000:02:20	46629	3,710.62
142	000:02:21	46911	3,733.06
143	000:02:22	47144	3,751.60
144	000:02:23	47363	3,769.03
145	000:02:24	47517	3,781.28
146	000:02:25	47630	3,790.27
147	000:02:26	47679	3,794.17
148	000:02:27	47522	3,781.68
149	000:02:28	46519	3,701.86
150	000:02:29	44751	3,561.17
151	000:02:30	42508	3,382.68
152	000:02:31	28476	2,266.05
153	000:02:32	22738	1,809.43
154	000:02:33	22290	1,773.78

HM Data Download - Concrete Test Results

READ #	TIME	LOAD	STRESS (PSI)
155	000:02:34	21956	1,747.20
156	000:02:35	21641	1,722.14
157	000:02:36	21283	1,693.65
158	000:02:37	20960	1,667.94
159	000:02:38	20684	1,645.98
160	000:02:39	20435	1,626.17
161	000:02:40	20132	1,602.05
162	000:02:41	19852	1,579.77
163	000:02:42	19643	1,563.14
164	000:02:43	19466	1,549.06
165	000:02:44	19292	1,535.21
166	000:02:45	19127	1,522.08
167	000:02:46	18955	1,508.39
168	000:02:47	18798	1,495.90
169	000:02:48	18628	1,482.37
170	000:02:49	18450	1,468.20
171	000:02:50	18224	1,450.22
172	000:02:51	17984	1,431.12
173	000:02:52	17802	1,416.64
174	000:02:53	17678	1,406.77
175	000:02:54	17575	1,398.57
176	000:02:55	17445	1,388.23
177	000:02:56	17300	1,376.69
178	000:02:57	17142	1,364.12
179	000:02:58	16984	1,351.54
180	000:02:59	16785	1,335.71
181	000:03:00	16549	1,316.93
182	000:03:01	16319	1,298.62
183	000:03:02	16162	1,286.13
184	000:03:03	15996	1,272.92
185	000:03:04	15814	1,258.44
186	000:03:05	15666	1,246.66
187	000:03:06	15551	1,237.51
188	000:03:07	15440	1,228.68
189	000:03:08	15334	1,220.24
190	000:03:09	15239	1,212.68
191	000:03:10	15154	1,205.92
192	000:03:11	15053	1,197.88

HM Data Download - Concrete Test Results

READ #	TIME	LOAD	STRESS (PSI)
193	000:03:12	14938	1,188.73
194	000:03:13	14859	1,182.44
195	000:03:14	14792	1,177.11
196	000:03:15	14720	1,171.38
197	000:03:16	14657	1,166.37
198	000:03:17	14590	1,161.04
199	000:03:18	14525	1,155.86
200	000:03:19	14467	1,151.25
201	000:03:20	14406	1,146.39
202	000:03:21	14354	1,142.26
203	000:03:22	14316	1,139.23
204	000:03:23	14266	1,135.25
205	000:03:24	14191	1,129.28
206	000:03:25	14128	1,124.27
207	000:03:26	14078	1,120.29
208	000:03:27	14019	1,115.60
209	000:03:28	13826	1,100.24
210	000:03:29	13675	1,088.22
211	000:03:30	13628	1,084.48
212	000:03:31	13585	1,081.06
213	000:03:32	13500	1,074.30

Concrete Test

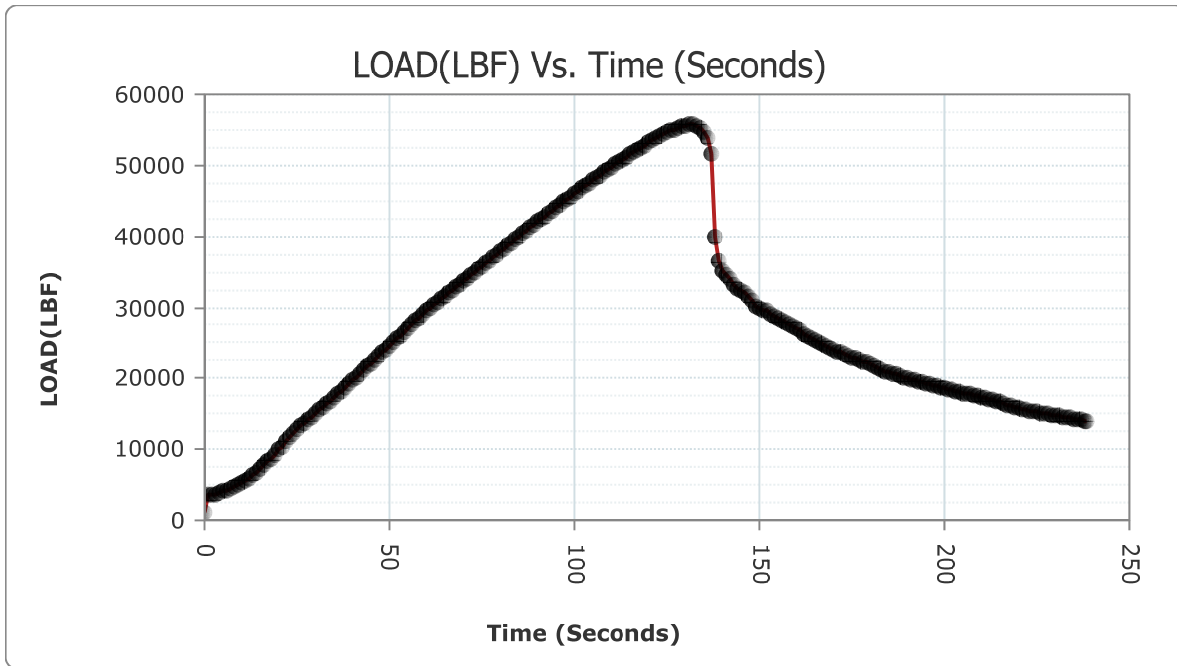
Sample Identification: O3D_2

Machine ID: 6a127

Test Type: ASTM C39

2/14/2020

TYPE	PEAK VALUES	UNITS
LOAD	55751	LBF
Diameter	4.00	IN
Length	8.00	IN
Cross-Sectional Area	12.57	IN ²
Sample Age	0.0	day(s)
Corrected Stress	4436.49	PSI
Average Pace Rate	29.81	PSI/SEC
Fracture Type	Type 2	
Correction Factor	1.000	
Temperature @ START	79.0	°F
Temperature @ FINISH	79.2	°F



READ #	TIME	LOAD	STRESS (PSI)
1	000:00:00	1078	85.78
2	000:00:01	3532	281.07

HM Data Download - Concrete Test Results

READ #	TIME	LOAD	STRESS (PSI)
3	000:00:02	3613	287.51
4	000:00:03	3766	299.69
5	000:00:04	3937	313.30
6	000:00:05	4097	326.03
7	000:00:06	4287	341.15
8	000:00:07	4486	356.98
9	000:00:08	4671	371.71
10	000:00:09	4921	391.60
11	000:00:10	5234	416.51
12	000:00:11	5584	444.36
13	000:00:12	5943	472.93
14	000:00:13	6377	507.47
15	000:00:14	6829	543.43
16	000:00:15	7303	581.15
17	000:00:16	7743	616.17
18	000:00:17	8255	656.91
19	000:00:18	8788	699.33
20	000:00:19	9341	743.33
21	000:00:20	9915	789.01
22	000:00:21	10451	831.66
23	000:00:22	11059	880.05
24	000:00:23	11680	929.46
25	000:00:24	12257	975.38
26	000:00:25	12766	1,015.89
27	000:00:26	13278	1,056.63
28	000:00:27	13767	1,095.54
29	000:00:28	14223	1,131.83
30	000:00:29	14614	1,162.95
31	000:00:30	15048	1,197.48
32	000:00:31	15500	1,233.45
33	000:00:32	15961	1,270.14
34	000:00:33	16380	1,303.48
35	000:00:34	16849	1,340.80
36	000:00:35	17320	1,378.28
37	000:00:36	17799	1,416.40
38	000:00:37	18232	1,450.86
39	000:00:38	18717	1,489.45
40	000:00:39	19202	1,528.05

HM Data Download - Concrete Test Results

READ #	TIME	LOAD	STRESS (PSI)
41	000:00:40	19697	1,567.44
42	000:00:41	20140	1,602.69
43	000:00:42	20635	1,642.08
44	000:00:43	21134	1,681.79
45	000:00:44	21634	1,721.58
46	000:00:45	22088	1,757.71
47	000:00:46	22593	1,797.89
48	000:00:47	23100	1,838.24
49	000:00:48	23609	1,878.74
50	000:00:49	24068	1,915.27
51	000:00:50	24582	1,956.17
52	000:00:51	25095	1,997.00
53	000:00:52	25611	2,038.06
54	000:00:53	26077	2,075.14
55	000:00:54	26594	2,116.28
56	000:00:55	27111	2,157.42
57	000:00:56	27629	2,198.65
58	000:00:57	28078	2,234.38
59	000:00:58	28564	2,273.05
60	000:00:59	29019	2,309.26
61	000:01:00	29464	2,344.67
62	000:01:01	29855	2,375.79
63	000:01:02	30288	2,410.24
64	000:01:03	30723	2,444.86
65	000:01:04	31161	2,479.71
66	000:01:05	31551	2,510.75
67	000:01:06	31990	2,545.68
68	000:01:07	32433	2,580.94
69	000:01:08	32870	2,615.71
70	000:01:09	33260	2,646.75
71	000:01:10	33694	2,681.28
72	000:01:11	34127	2,715.74
73	000:01:12	34558	2,750.04
74	000:01:13	34947	2,780.99
75	000:01:14	35379	2,815.37
76	000:01:15	35812	2,849.83
77	000:01:16	36243	2,884.13
78	000:01:17	36630	2,914.92

HM Data Download - Concrete Test Results

READ #	TIME	LOAD	STRESS (PSI)
79	000:01:18	37058	2,948.98
80	000:01:19	37486	2,983.04
81	000:01:20	37914	3,017.10
82	000:01:21	38299	3,047.74
83	000:01:22	38727	3,081.80
84	000:01:23	39148	3,115.30
85	000:01:24	39574	3,149.20
86	000:01:25	39954	3,179.44
87	000:01:26	40375	3,212.94
88	000:01:27	40797	3,246.52
89	000:01:28	41218	3,280.02
90	000:01:29	41595	3,310.02
91	000:01:30	42012	3,343.21
92	000:01:31	42424	3,375.99
93	000:01:32	42837	3,408.86
94	000:01:33	43208	3,438.38
95	000:01:34	43619	3,471.09
96	000:01:35	44027	3,503.56
97	000:01:36	44437	3,536.18
98	000:01:37	44803	3,565.31
99	000:01:38	45205	3,597.30
100	000:01:39	45607	3,629.29
101	000:01:40	46006	3,661.04
102	000:01:41	46365	3,689.61
103	000:01:42	46764	3,721.36
104	000:01:43	47156	3,752.56
105	000:01:44	47546	3,783.59
106	000:01:45	47896	3,811.44
107	000:01:46	48282	3,842.16
108	000:01:47	48669	3,872.96
109	000:01:48	49047	3,903.04
110	000:01:49	49390	3,930.33
111	000:01:50	49764	3,960.09
112	000:01:51	50134	3,989.54
113	000:01:52	50501	4,018.74
114	000:01:53	50825	4,044.52
115	000:01:54	51185	4,073.17
116	000:01:55	51538	4,101.26

HM Data Download - Concrete Test Results

READ #	TIME	LOAD	STRESS (PSI)
117	000:01:56	51888	4,129.12
118	000:01:57	52230	4,156.33
119	000:01:58	52534	4,180.52
120	000:01:59	52866	4,206.94
121	000:02:00	53188	4,232.57
122	000:02:01	53504	4,257.71
123	000:02:02	53776	4,279.36
124	000:02:03	54068	4,302.59
125	000:02:04	54347	4,324.80
126	000:02:05	54616	4,346.20
127	000:02:06	54847	4,364.59
128	000:02:07	55094	4,384.24
129	000:02:08	55314	4,401.75
130	000:02:09	55487	4,415.52
131	000:02:10	55633	4,427.13
132	000:02:11	55726	4,434.53
133	000:02:12	55746	4,436.13
134	000:02:13	55657	4,429.04
135	000:02:14	55324	4,402.54
136	000:02:15	54709	4,353.60
137	000:02:16	53743	4,276.73
138	000:02:17	51513	4,099.27
139	000:02:18	39885	3,173.95
140	000:02:19	36637	2,915.48
141	000:02:20	35297	2,808.85
142	000:02:21	34608	2,754.02
143	000:02:22	33986	2,704.52
144	000:02:23	33272	2,647.70
145	000:02:24	32729	2,604.49
146	000:02:25	32347	2,574.09
147	000:02:26	31995	2,546.08
148	000:02:27	31643	2,518.07
149	000:02:28	30979	2,465.23
150	000:02:29	30258	2,407.86
151	000:02:30	29894	2,378.89
152	000:02:31	29695	2,363.05
153	000:02:32	29475	2,345.55
154	000:02:33	29159	2,320.40

HM Data Download - Concrete Test Results

READ #	TIME	LOAD	STRESS (PSI)
155	000:02:34	28871	2,297.48
156	000:02:35	28546	2,271.62
157	000:02:36	28212	2,245.04
158	000:02:37	27891	2,219.50
159	000:02:38	27567	2,193.71
160	000:02:39	27250	2,168.49
161	000:02:40	26976	2,146.68
162	000:02:41	26662	2,121.69
163	000:02:42	26327	2,095.04
164	000:02:43	26016	2,070.29
165	000:02:44	25755	2,049.52
166	000:02:45	25494	2,028.75
167	000:02:46	25211	2,006.23
168	000:02:47	24888	1,980.52
169	000:02:48	24608	1,958.24
170	000:02:49	24351	1,937.79
171	000:02:50	24102	1,917.98
172	000:02:51	23859	1,898.64
173	000:02:52	23652	1,882.17
174	000:02:53	23428	1,864.34
175	000:02:54	23206	1,846.67
176	000:02:55	22997	1,830.04
177	000:02:56	22801	1,814.45
178	000:02:57	22609	1,799.17
179	000:02:58	22398	1,782.38
180	000:02:59	22202	1,766.78
181	000:03:00	22000	1,750.70
182	000:03:01	21795	1,734.39
183	000:03:02	21533	1,713.54
184	000:03:03	21265	1,692.21
185	000:03:04	21018	1,672.56
186	000:03:05	20840	1,658.39
187	000:03:06	20675	1,645.26
188	000:03:07	20523	1,633.17
189	000:03:08	20361	1,620.28
190	000:03:09	20221	1,609.14
191	000:03:10	20070	1,597.12
192	000:03:11	19914	1,584.71

HM Data Download - Concrete Test Results

READ #	TIME	LOAD	STRESS (PSI)
193	000:03:12	19765	1,572.85
194	000:03:13	19614	1,560.83
195	000:03:14	19459	1,548.50
196	000:03:15	19311	1,536.72
197	000:03:16	19147	1,523.67
198	000:03:17	19003	1,512.21
199	000:03:18	18866	1,501.31
200	000:03:19	18732	1,490.65
201	000:03:20	18604	1,480.46
202	000:03:21	18468	1,469.64
203	000:03:22	18337	1,459.21
204	000:03:23	18201	1,448.39
205	000:03:24	18083	1,439.00
206	000:03:25	17968	1,429.85
207	000:03:26	17861	1,421.33
208	000:03:27	17731	1,410.99
209	000:03:28	17595	1,400.17
210	000:03:29	17455	1,389.02
211	000:03:30	17333	1,379.32
212	000:03:31	17197	1,368.49
213	000:03:32	17066	1,358.07
214	000:03:33	16916	1,346.13
215	000:03:34	16757	1,333.48
216	000:03:35	16621	1,322.66
217	000:03:36	16454	1,309.37
218	000:03:37	16287	1,296.08
219	000:03:38	16132	1,283.74
220	000:03:39	15983	1,271.89
221	000:03:40	15816	1,258.60
222	000:03:41	15676	1,247.46
223	000:03:42	15536	1,236.32
224	000:03:43	15426	1,227.56
225	000:03:44	15330	1,219.92
226	000:03:45	15234	1,212.28
227	000:03:46	15136	1,204.48
228	000:03:47	15032	1,196.21
229	000:03:48	14940	1,188.89
230	000:03:49	14844	1,181.25

HM Data Download - Concrete Test Results

READ #	TIME	LOAD	STRESS (PSI)
231	000:03:50	14748	1,173.61
232	000:03:51	14657	1,166.37
233	000:03:52	14573	1,159.68
234	000:03:53	14494	1,153.40
235	000:03:54	14416	1,147.19
236	000:03:55	14321	1,139.63
237	000:03:56	14209	1,130.72
238	000:03:57	14095	1,121.64
239	000:03:58	13979	1,112.41
240	000:03:58	13931	1,108.59

Concrete Test

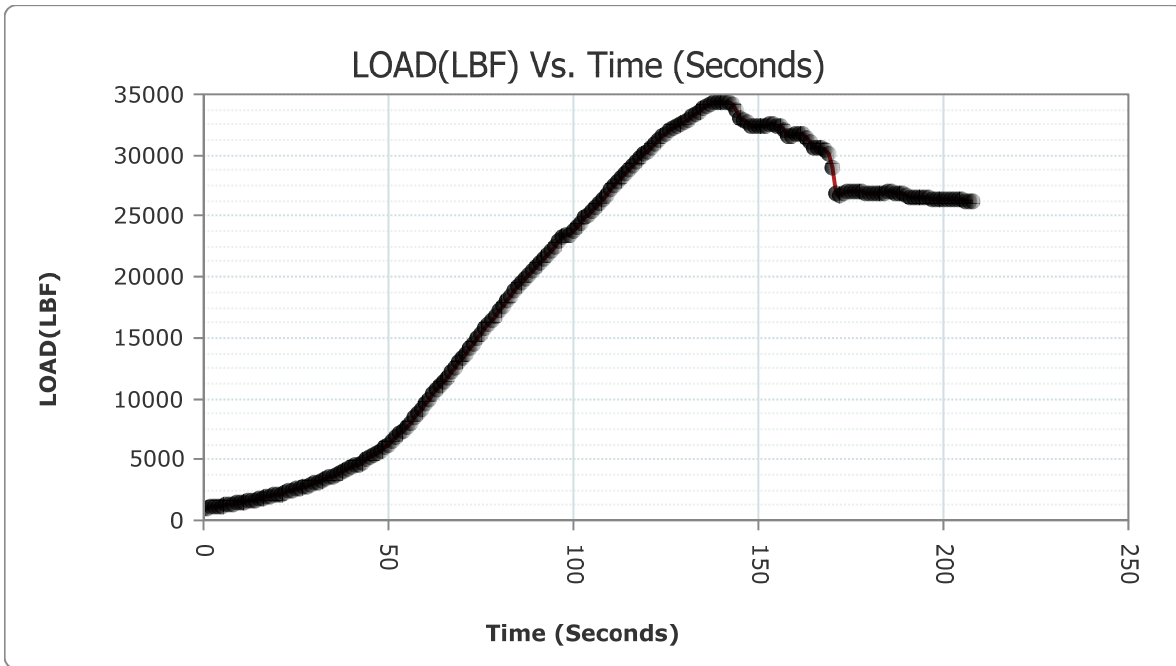
Sample Identification: O3D_3

Machine ID: 6a127

Test Type: ASTM C39

2/14/2020

TYPE	PEAK VALUES	UNITS
LOAD	34355	LBF
Diameter	4.00	IN
Length	8.00	IN
Cross-Sectional Area	12.57	IN ²
Sample Age	0.0	day(s)
Corrected Stress	2733.87	PSI
Average Pace Rate	6.20	PSI/SEC
Fracture Type	Type 2	
Correction Factor	1.000	
Temperature @ START	79.3	°F
Temperature @ FINISH	79.3	°F



READ #	TIME	LOAD	STRESS (PSI)
1	000:00:00	1001	79.66
2	000:00:01	1038	82.60

HM Data Download - Concrete Test Results

READ #	TIME	LOAD	STRESS (PSI)
3	000:00:02	1076	85.63
4	000:00:03	1119	89.05
5	000:00:04	1161	92.39
6	000:00:05	1207	96.05
7	000:00:06	1255	99.87
8	000:00:07	1298	103.29
9	000:00:08	1346	107.11
10	000:00:09	1399	111.33
11	000:00:10	1455	115.79
12	000:00:11	1510	120.16
13	000:00:12	1564	124.46
14	000:00:13	1626	129.39
15	000:00:14	1690	134.49
16	000:00:15	1754	139.58
17	000:00:16	1815	144.43
18	000:00:17	1886	150.08
19	000:00:18	1959	155.89
20	000:00:19	2035	161.94
21	000:00:20	2115	168.31
22	000:00:21	2195	174.67
23	000:00:22	2274	180.96
24	000:00:23	2364	188.12
25	000:00:24	2453	195.20
26	000:00:25	2549	202.84
27	000:00:26	2627	209.05
28	000:00:27	2729	217.17
29	000:00:28	2821	224.49
30	000:00:29	2928	233.00
31	000:00:30	3035	241.52
32	000:00:31	3149	250.59
33	000:00:32	3267	259.98
34	000:00:33	3388	269.61
35	000:00:34	3501	278.60
36	000:00:35	3631	288.95
37	000:00:36	3764	299.53
38	000:00:37	3902	310.51
39	000:00:38	4040	321.49
40	000:00:39	4190	333.43

HM Data Download - Concrete Test Results

READ #	TIME	LOAD	STRESS (PSI)
41	000:00:40	4340	345.37
42	000:00:41	4479	356.43
43	000:00:42	4639	369.16
44	000:00:43	4802	382.13
45	000:00:44	4973	395.74
46	000:00:45	5147	409.59
47	000:00:46	5324	423.67
48	000:00:47	5488	436.72
49	000:00:48	5686	452.48
50	000:00:49	5947	473.25
51	000:00:50	6219	494.89
52	000:00:51	6499	517.17
53	000:00:52	6786	540.01
54	000:00:53	7082	563.57
55	000:00:54	7361	585.77
56	000:00:55	7695	612.35
57	000:00:56	8048	640.44
58	000:00:57	8420	670.04
59	000:00:58	8815	701.48
60	000:00:59	9186	731.00
61	000:01:00	9602	764.10
62	000:01:01	10003	796.01
63	000:01:02	10386	826.49
64	000:01:03	10759	856.17
65	000:01:04	11120	884.90
66	000:01:05	11440	910.37
67	000:01:06	11796	938.70
68	000:01:07	12177	969.01
69	000:01:08	12563	999.73
70	000:01:09	12953	1,030.77
71	000:01:10	13311	1,059.26
72	000:01:11	13715	1,091.41
73	000:01:12	14116	1,123.32
74	000:01:13	14525	1,155.86
75	000:01:14	14897	1,185.47
76	000:01:15	15303	1,217.77
77	000:01:16	15718	1,250.80
78	000:01:17	16104	1,281.52

HM Data Download - Concrete Test Results

READ #	TIME	LOAD	STRESS (PSI)
79	000:01:18	16493	1,312.47
80	000:01:19	16847	1,340.64
81	000:01:20	17241	1,372.00
82	000:01:21	17643	1,403.99
83	000:01:22	18052	1,436.53
84	000:01:23	18439	1,467.33
85	000:01:24	18814	1,497.17
86	000:01:25	19149	1,523.83
87	000:01:26	19531	1,554.23
88	000:01:27	19911	1,584.47
89	000:01:28	20253	1,611.68
90	000:01:29	20566	1,636.59
91	000:01:30	20891	1,662.45
92	000:01:31	21175	1,685.05
93	000:01:32	21433	1,705.58
94	000:01:33	21765	1,732.00
95	000:01:34	22141	1,761.92
96	000:01:35	22533	1,793.12
97	000:01:36	22942	1,825.67
98	000:01:37	23343	1,857.58
99	000:01:38	23419	1,863.62
100	000:01:39	23489	1,869.20
101	000:01:40	23755	1,890.36
102	000:01:41	24097	1,917.58
103	000:01:42	24465	1,946.86
104	000:01:43	24827	1,975.67
105	000:01:44	25137	2,000.34
106	000:01:45	25448	2,025.09
107	000:01:46	25791	2,052.38
108	000:01:47	26113	2,078.01
109	000:01:48	26419	2,102.36
110	000:01:49	26778	2,130.93
111	000:01:50	27109	2,157.27
112	000:01:51	27436	2,183.29
113	000:01:52	27800	2,212.25
114	000:01:53	28159	2,240.82
115	000:01:54	28518	2,269.39
116	000:01:55	28844	2,295.33

HM Data Download - Concrete Test Results

READ #	TIME	LOAD	STRESS (PSI)
117	000:01:56	29183	2,322.31
118	000:01:57	29507	2,348.09
119	000:01:58	29788	2,370.45
120	000:01:59	30057	2,391.86
121	000:02:00	30343	2,414.62
122	000:02:01	30644	2,438.57
123	000:02:02	30917	2,460.30
124	000:02:03	31214	2,483.93
125	000:02:04	31503	2,506.93
126	000:02:05	31786	2,529.45
127	000:02:06	32053	2,550.70
128	000:02:07	32276	2,568.44
129	000:02:08	32430	2,580.70
130	000:02:09	32554	2,590.56
131	000:02:10	32724	2,604.09
132	000:02:11	32934	2,620.80
133	000:02:12	33147	2,637.75
134	000:02:13	33391	2,657.17
135	000:02:14	33614	2,674.92
136	000:02:15	33839	2,692.82
137	000:02:16	34020	2,707.23
138	000:02:17	34171	2,719.24
139	000:02:18	34276	2,727.60
140	000:02:19	34329	2,731.81
141	000:02:20	34350	2,733.49
142	000:02:21	34345	2,733.09
143	000:02:22	34309	2,730.22
144	000:02:23	34137	2,716.54
145	000:02:24	33619	2,675.31
146	000:02:25	33120	2,635.61
147	000:02:26	32910	2,618.89
148	000:02:27	32671	2,599.88
149	000:02:28	32454	2,582.61
150	000:02:29	32373	2,576.16
151	000:02:30	32325	2,572.34
152	000:02:31	32348	2,574.17
153	000:02:32	32439	2,581.41
154	000:02:33	32510	2,587.06

HM Data Download - Concrete Test Results

READ #	TIME	LOAD	STRESS (PSI)
155	000:02:34	32509	2,586.98
156	000:02:35	32464	2,583.40
157	000:02:36	32378	2,576.56
158	000:02:37	32098	2,554.28
159	000:02:38	31634	2,517.35
160	000:02:39	31616	2,515.92
161	000:02:40	31679	2,520.93
162	000:02:41	31724	2,524.52
163	000:02:42	31666	2,519.90
164	000:02:43	31454	2,503.03
165	000:02:44	31160	2,479.63
166	000:02:45	30571	2,432.76
167	000:02:46	30540	2,430.30
168	000:02:47	30583	2,433.72
169	000:02:48	30435	2,421.94
170	000:02:49	30043	2,390.75
171	000:02:50	29043	2,311.17
172	000:02:51	26851	2,136.73
173	000:02:52	26772	2,130.45
174	000:02:53	26878	2,138.88
175	000:02:54	26964	2,145.73
176	000:02:55	26975	2,146.60
177	000:02:56	26963	2,145.65
178	000:02:57	26959	2,145.33
179	000:02:58	26970	2,146.20
180	000:02:59	26933	2,143.26
181	000:03:00	26916	2,141.91
182	000:03:01	26924	2,142.54
183	000:03:02	26911	2,141.51
184	000:03:03	26916	2,141.91
185	000:03:04	26939	2,143.74
186	000:03:05	26951	2,144.69
187	000:03:06	26955	2,145.01
188	000:03:07	26928	2,142.86
189	000:03:08	26869	2,138.17
190	000:03:09	26819	2,134.19
191	000:03:10	26744	2,128.22
192	000:03:11	26563	2,113.82

HM Data Download - Concrete Test Results

READ #	TIME	LOAD	STRESS (PSI)
193	000:03:12	26480	2,107.21
194	000:03:13	26494	2,108.33
195	000:03:14	26510	2,109.60
196	000:03:15	26490	2,108.01
197	000:03:16	26467	2,106.18
198	000:03:17	26444	2,104.35
199	000:03:18	26414	2,101.96
200	000:03:19	26373	2,098.70
201	000:03:20	26351	2,096.95
202	000:03:21	26350	2,096.87
203	000:03:22	26359	2,097.58
204	000:03:23	26356	2,097.34
205	000:03:24	26340	2,096.07
206	000:03:25	26308	2,093.52
207	000:03:26	26266	2,090.18
208	000:03:27	26232	2,087.48
209	000:03:27	26181	2,083.42

Concrete Test

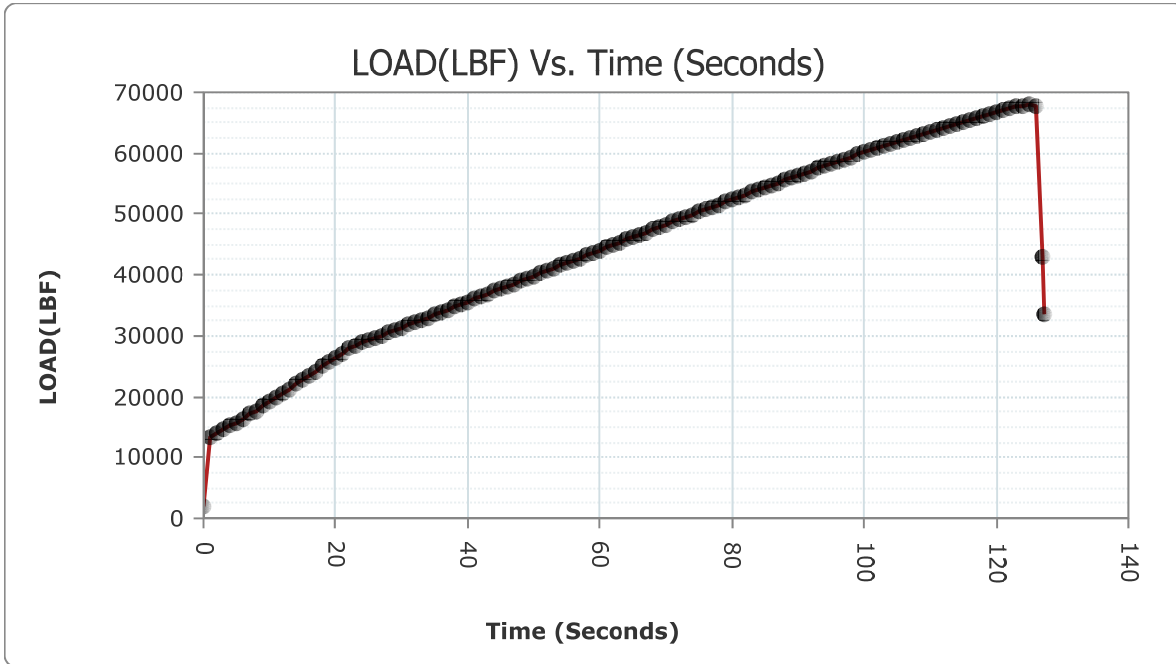
Sample Identification: O28_1

Machine ID: 6a127

Test Type: ASTM C39

3/10/2020

TYPE	PEAK VALUES	UNITS
LOAD	67899	LBF
Diameter	4.00	IN
Length	8.00	IN
Cross-Sectional Area	12.57	IN ²
Sample Age	0.0	day(s)
Corrected Stress	5403.21	PSI
Average Pace Rate	30.72	PSI/SEC
Fracture Type	Type 2	
Correction Factor	1.000	
Temperature @ START	74.4	°F
Temperature @ FINISH	74.4	°F



READ #	TIME	LOAD	STRESS (PSI)
1	000:00:00	1811	144.11
2	000:00:01	13397	1,066.10

HM Data Download - Concrete Test Results

READ #	TIME	LOAD	STRESS (PSI)
3	000:00:02	14012	1,115.04
4	000:00:03	14548	1,157.69
5	000:00:04	15172	1,207.35
6	000:00:05	15764	1,254.46
7	000:00:06	16429	1,307.38
8	000:00:07	17108	1,361.41
9	000:00:08	17732	1,411.07
10	000:00:09	18433	1,466.85
11	000:00:10	19143	1,523.35
12	000:00:11	19863	1,580.65
13	000:00:12	20519	1,632.85
14	000:00:13	21248	1,690.86
15	000:00:14	21988	1,749.75
16	000:00:15	22731	1,808.88
17	000:00:16	23407	1,862.67
18	000:00:17	24159	1,922.51
19	000:00:18	24913	1,982.51
20	000:00:19	25676	2,043.23
21	000:00:20	26364	2,097.98
22	000:00:21	27130	2,158.94
23	000:00:22	27872	2,217.98
24	000:00:23	28427	2,262.15
25	000:00:24	28840	2,295.01
26	000:00:25	29252	2,327.80
27	000:00:26	29665	2,360.67
28	000:00:27	30088	2,394.33
29	000:00:28	30517	2,428.47
30	000:00:29	30902	2,459.10
31	000:00:30	31335	2,493.56
32	000:00:31	31765	2,527.78
33	000:00:32	32197	2,562.16
34	000:00:33	32587	2,593.19
35	000:00:34	33024	2,627.97
36	000:00:35	33458	2,662.50
37	000:00:36	33895	2,697.28
38	000:00:37	34287	2,728.47
39	000:00:38	34721	2,763.01
40	000:00:39	35157	2,797.71

HM Data Download - Concrete Test Results

READ #	TIME	LOAD	STRESS (PSI)
41	000:00:40	35592	2,832.32
42	000:00:41	35986	2,863.67
43	000:00:42	36426	2,898.69
44	000:00:43	36861	2,933.31
45	000:00:44	37299	2,968.16
46	000:00:45	37692	2,999.43
47	000:00:46	38128	3,034.13
48	000:00:47	38565	3,068.91
49	000:00:48	39002	3,103.68
50	000:00:49	39396	3,135.03
51	000:00:50	39832	3,169.73
52	000:00:51	40271	3,204.66
53	000:00:52	40705	3,239.20
54	000:00:53	41098	3,270.47
55	000:00:54	41535	3,305.25
56	000:00:55	41968	3,339.71
57	000:00:56	42405	3,374.48
58	000:00:57	42793	3,405.36
59	000:00:58	43230	3,440.13
60	000:00:59	43663	3,474.59
61	000:01:00	44096	3,509.05
62	000:01:01	44484	3,539.92
63	000:01:02	44918	3,574.46
64	000:01:03	45348	3,608.68
65	000:01:04	45779	3,642.98
66	000:01:05	46175	3,674.49
67	000:01:06	46603	3,708.55
68	000:01:07	47033	3,742.77
69	000:01:08	47415	3,773.17
70	000:01:09	47845	3,807.38
71	000:01:10	48270	3,841.20
72	000:01:11	48693	3,874.87
73	000:01:12	49075	3,905.26
74	000:01:13	49499	3,939.01
75	000:01:14	49920	3,972.51
76	000:01:15	50341	4,006.01
77	000:01:16	50761	4,039.43
78	000:01:17	51136	4,069.27

HM Data Download - Concrete Test Results

READ #	TIME	LOAD	STRESS (PSI)
79	000:01:18	51555	4,102.62
80	000:01:19	51975	4,136.04
81	000:01:20	52389	4,168.98
82	000:01:21	52763	4,198.75
83	000:01:22	53175	4,231.53
84	000:01:23	53585	4,264.16
85	000:01:24	53994	4,296.71
86	000:01:25	54367	4,326.39
87	000:01:26	54772	4,358.62
88	000:01:27	55177	4,390.85
89	000:01:28	55580	4,422.92
90	000:01:29	55944	4,451.88
91	000:01:30	56341	4,483.47
92	000:01:31	56740	4,515.23
93	000:01:32	57137	4,546.82
94	000:01:33	57495	4,575.31
95	000:01:34	57885	4,606.34
96	000:01:35	58274	4,637.30
97	000:01:36	58662	4,668.17
98	000:01:37	59012	4,696.03
99	000:01:38	59393	4,726.34
100	000:01:39	59774	4,756.66
101	000:01:40	60150	4,786.58
102	000:01:41	60487	4,813.40
103	000:01:42	60859	4,843.01
104	000:01:43	61228	4,872.37
105	000:01:44	61593	4,901.42
106	000:01:45	61922	4,927.60
107	000:01:46	62274	4,955.61
108	000:01:47	62627	4,983.70
109	000:01:48	62979	5,011.71
110	000:01:49	63292	5,036.62
111	000:01:50	63631	5,063.59
112	000:01:51	63967	5,090.33
113	000:01:52	64302	5,116.99
114	000:01:53	64596	5,140.39
115	000:01:54	64914	5,165.69
116	000:01:55	65228	5,190.68

HM Data Download - Concrete Test Results

READ #	TIME	LOAD	STRESS (PSI)
117	000:01:56	65529	5,214.63
118	000:01:57	65791	5,235.48
119	000:01:58	66145	5,263.65
120	000:01:59	66531	5,294.37
121	000:02:00	66895	5,323.33
122	000:02:01	67221	5,349.28
123	000:02:02	67472	5,369.25
124	000:02:03	67706	5,387.87
125	000:02:04	67868	5,400.76
126	000:02:05	67891	5,402.59
127	000:02:06	67567	5,376.81
128	000:02:07	43089	3,428.91
129	000:02:07	33567	2,671.18

Concrete Test

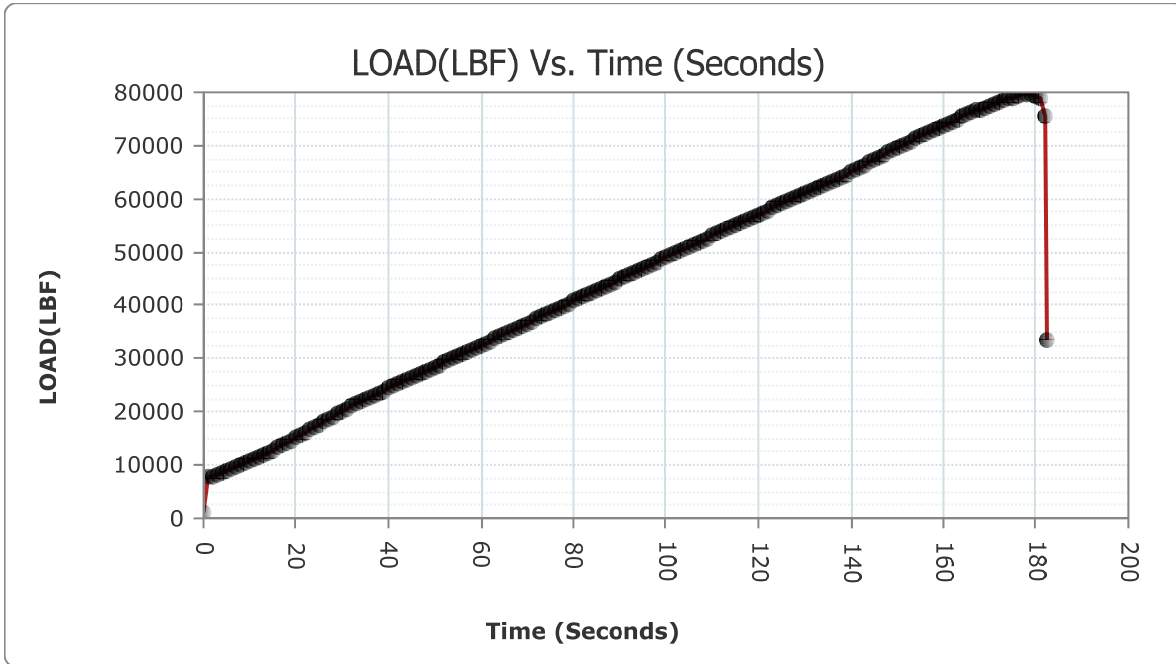
Sample Identification: O28_2

Machine ID: 6a127

Test Type: ASTM C39

3/10/2020

TYPE	PEAK VALUES	UNITS
LOAD	79579	LBF
Diameter	4.00	IN
Length	8.00	IN
Cross-Sectional Area	12.57	IN ²
Sample Age	0.0	day(s)
Corrected Stress	6332.73	PSI
Average Pace Rate	31.83	PSI/SEC
Fracture Type	Type 2	
Correction Factor	1.000	
Temperature @ START	74.5	°F
Temperature @ FINISH	74.8	°F



READ #	TIME	LOAD	STRESS (PSI)
1	000:00:00	1073	85.39
2	000:00:01	7858	625.32

HM Data Download - Concrete Test Results

READ #	TIME	LOAD	STRESS (PSI)
3	000:00:02	7867	626.04
4	000:00:03	8159	649.27
5	000:00:04	8485	675.21
6	000:00:05	8799	700.20
7	000:00:06	9158	728.77
8	000:00:07	9530	758.37
9	000:00:08	9920	789.41
10	000:00:09	10279	817.98
11	000:00:10	10686	850.36
12	000:00:11	11114	884.42
13	000:00:12	11498	914.98
14	000:00:13	11933	949.60
15	000:00:14	12374	984.69
16	000:00:15	12826	1,020.66
17	000:00:16	13241	1,053.69
18	000:00:17	13706	1,090.69
19	000:00:18	14178	1,128.25
20	000:00:19	14655	1,166.21
21	000:00:20	15092	1,200.98
22	000:00:21	15585	1,240.21
23	000:00:22	16077	1,279.37
24	000:00:23	16577	1,319.16
25	000:00:24	17037	1,355.76
26	000:00:25	17547	1,396.35
27	000:00:26	18060	1,437.17
28	000:00:27	18579	1,478.47
29	000:00:28	19101	1,520.01
30	000:00:29	19578	1,557.97
31	000:00:30	20112	1,600.46
32	000:00:31	20632	1,641.84
33	000:00:32	21109	1,679.80
34	000:00:33	21542	1,714.26
35	000:00:34	22015	1,751.90
36	000:00:35	22447	1,786.28
37	000:00:36	22837	1,817.31
38	000:00:37	23189	1,845.32
39	000:00:38	23591	1,877.31
40	000:00:39	23993	1,909.30

HM Data Download - Concrete Test Results

READ #	TIME	LOAD	STRESS (PSI)
41	000:00:40	24394	1,941.21
42	000:00:41	24761	1,970.42
43	000:00:42	25168	2,002.81
44	000:00:43	25577	2,035.35
45	000:00:44	25984	2,067.74
46	000:00:45	26354	2,097.18
47	000:00:46	26770	2,130.29
48	000:00:47	27178	2,162.76
49	000:00:48	27592	2,195.70
50	000:00:49	27964	2,225.30
51	000:00:50	28379	2,258.33
52	000:00:51	28795	2,291.43
53	000:00:52	29211	2,324.54
54	000:00:53	29588	2,354.54
55	000:00:54	30006	2,387.80
56	000:00:55	30423	2,420.99
57	000:00:56	30843	2,454.41
58	000:00:57	31221	2,484.49
59	000:00:58	31640	2,517.83
60	000:00:59	32062	2,551.41
61	000:01:00	32482	2,584.84
62	000:01:01	32864	2,615.23
63	000:01:02	33284	2,648.66
64	000:01:03	33707	2,682.32
65	000:01:04	34131	2,716.06
66	000:01:05	34511	2,746.30
67	000:01:06	34934	2,779.96
68	000:01:07	35358	2,813.70
69	000:01:08	35780	2,847.28
70	000:01:09	36161	2,877.60
71	000:01:10	36586	2,911.42
72	000:01:11	37015	2,945.56
73	000:01:12	37443	2,979.62
74	000:01:13	37827	3,010.18
75	000:01:14	38250	3,043.84
76	000:01:15	38673	3,077.50
77	000:01:16	39098	3,111.32
78	000:01:17	39480	3,141.72

HM Data Download - Concrete Test Results

READ #	TIME	LOAD	STRESS (PSI)
79	000:01:18	39902	3,175.30
80	000:01:19	40329	3,209.28
81	000:01:20	40753	3,243.02
82	000:01:21	41133	3,273.26
83	000:01:22	41560	3,307.24
84	000:01:23	41981	3,340.74
85	000:01:24	42405	3,374.48
86	000:01:25	42787	3,404.88
87	000:01:26	43210	3,438.54
88	000:01:27	43633	3,472.20
89	000:01:28	44057	3,505.94
90	000:01:29	44439	3,536.34
91	000:01:30	44862	3,570.00
92	000:01:31	45284	3,603.59
93	000:01:32	45707	3,637.25
94	000:01:33	46087	3,667.49
95	000:01:34	46508	3,700.99
96	000:01:35	46928	3,734.41
97	000:01:36	47352	3,768.15
98	000:01:37	47730	3,798.23
99	000:01:38	48152	3,831.81
100	000:01:39	48571	3,865.16
101	000:01:40	48990	3,898.50
102	000:01:41	49368	3,928.58
103	000:01:42	49786	3,961.84
104	000:01:43	50203	3,995.03
105	000:01:44	50622	4,028.37
106	000:01:45	50998	4,058.29
107	000:01:46	51414	4,091.40
108	000:01:47	51832	4,124.66
109	000:01:48	52246	4,157.60
110	000:01:49	52621	4,187.45
111	000:01:50	53036	4,220.47
112	000:01:51	53449	4,253.34
113	000:01:52	53864	4,286.36
114	000:01:53	54278	4,319.31
115	000:01:54	54647	4,348.67
116	000:01:55	55056	4,381.22

HM Data Download - Concrete Test Results

READ #	TIME	LOAD	STRESS (PSI)
117	000:01:56	55464	4,413.69
118	000:01:57	55876	4,446.47
119	000:01:58	56246	4,475.91
120	000:01:59	56652	4,508.22
121	000:02:00	57064	4,541.01
122	000:02:01	57468	4,573.16
123	000:02:02	57833	4,602.20
124	000:02:03	58241	4,634.67
125	000:02:04	58644	4,666.74
126	000:02:05	59046	4,698.73
127	000:02:06	59402	4,727.06
128	000:02:07	59804	4,759.05
129	000:02:08	60200	4,790.56
130	000:02:09	60599	4,822.32
131	000:02:10	60992	4,853.59
132	000:02:11	61387	4,885.02
133	000:02:12	61756	4,914.39
134	000:02:13	62148	4,945.58
135	000:02:14	62540	4,976.77
136	000:02:15	62931	5,007.89
137	000:02:16	63283	5,035.90
138	000:02:17	63667	5,066.46
139	000:02:18	64054	5,097.26
140	000:02:19	64473	5,130.60
141	000:02:20	64958	5,169.19
142	000:02:21	65443	5,207.79
143	000:02:22	65918	5,245.59
144	000:02:23	66346	5,279.65
145	000:02:24	66816	5,317.05
146	000:02:25	67284	5,354.29
147	000:02:26	67750	5,391.37
148	000:02:27	68211	5,428.06
149	000:02:28	68670	5,464.58
150	000:02:29	69080	5,497.21
151	000:02:30	69530	5,533.02
152	000:02:31	69977	5,568.59
153	000:02:32	70422	5,604.00
154	000:02:33	70864	5,639.18

HM Data Download - Concrete Test Results

READ #	TIME	LOAD	STRESS (PSI)
155	000:02:34	71300	5,673.87
156	000:02:35	71691	5,704.99
157	000:02:36	72123	5,739.37
158	000:02:37	72551	5,773.43
159	000:02:38	72974	5,807.09
160	000:02:39	73392	5,840.35
161	000:02:40	73805	5,873.22
162	000:02:41	74213	5,905.68
163	000:02:42	74572	5,934.25
164	000:02:43	74973	5,966.16
165	000:02:44	75362	5,997.12
166	000:02:45	75749	6,027.91
167	000:02:46	76126	6,057.91
168	000:02:47	76498	6,087.52
169	000:02:48	76831	6,114.02
170	000:02:49	77188	6,142.43
171	000:02:50	77537	6,170.20
172	000:02:51	77872	6,196.86
173	000:02:52	78193	6,222.40
174	000:02:53	78503	6,247.07
175	000:02:54	78772	6,268.48
176	000:02:55	79049	6,290.52
177	000:02:56	79294	6,310.02
178	000:02:57	79483	6,325.06
179	000:02:58	79576	6,332.46
180	000:02:59	79562	6,331.34
181	000:03:00	79419	6,319.96
182	000:03:01	78874	6,276.59
183	000:03:02	75499	6,008.02
184	000:03:02	33645	2,677.38

Concrete Test

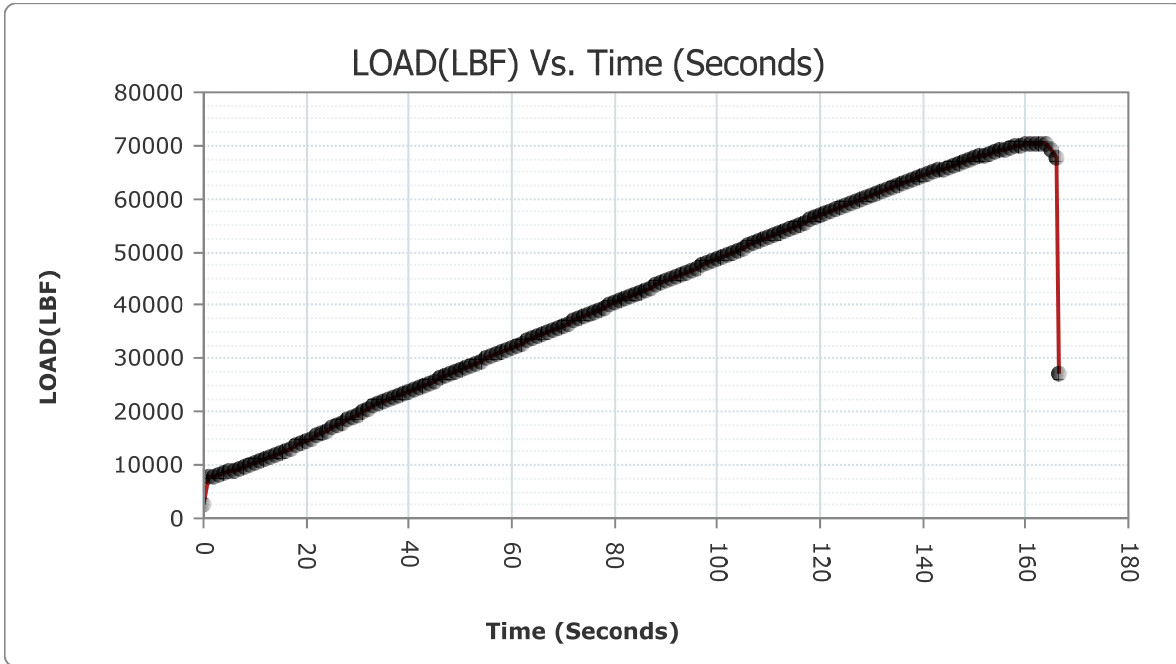
Sample Identification: O38_3

Machine ID: 6a127

Test Type: ASTM C39

3/10/2020

TYPE	PEAK VALUES	UNITS
LOAD	70464	LBF
Diameter	4.00	IN
Length	8.00	IN
Cross-Sectional Area	12.57	IN ²
Sample Age	0.0	day(s)
Corrected Stress	5607.38	PSI
Average Pace Rate	29.71	PSI/SEC
Fracture Type	Type 1	
Correction Factor	1.000	
Temperature @ START	74.9	°F
Temperature @ FINISH	75.1	°F



READ #	TIME	LOAD	STRESS (PSI)
1	000:00:00	2616	208.17
2	000:00:01	7960	633.44

HM Data Download - Concrete Test Results

READ #	TIME	LOAD	STRESS (PSI)
3	000:00:02	7980	635.03
4	000:00:03	8222	654.29
5	000:00:04	8498	676.25
6	000:00:05	8789	699.41
7	000:00:06	9093	723.60
8	000:00:07	9405	748.43
9	000:00:08	9695	771.50
10	000:00:09	10026	797.84
11	000:00:10	10360	824.42
12	000:00:11	10705	851.88
13	000:00:12	11057	879.89
14	000:00:13	11421	908.85
15	000:00:14	11815	940.21
16	000:00:15	12266	976.10
17	000:00:16	12720	1,012.23
18	000:00:17	13179	1,048.75
19	000:00:18	13601	1,082.33
20	000:00:19	14071	1,119.73
21	000:00:20	14551	1,157.93
22	000:00:21	15034	1,196.37
23	000:00:22	15527	1,235.60
24	000:00:23	15970	1,270.85
25	000:00:24	16469	1,310.56
26	000:00:25	16972	1,350.59
27	000:00:26	17477	1,390.78
28	000:00:27	17984	1,431.12
29	000:00:28	18447	1,467.97
30	000:00:29	18961	1,508.87
31	000:00:30	19481	1,550.25
32	000:00:31	20005	1,591.95
33	000:00:32	20531	1,633.81
34	000:00:33	21055	1,675.50
35	000:00:34	21437	1,705.90
36	000:00:35	21823	1,736.62
37	000:00:36	22220	1,768.21
38	000:00:37	22623	1,800.28
39	000:00:38	23026	1,832.35
40	000:00:39	23432	1,864.66

HM Data Download - Concrete Test Results

READ #	TIME	LOAD	STRESS (PSI)
41	000:00:40	23800	1,893.94
42	000:00:41	24211	1,926.65
43	000:00:42	24622	1,959.36
44	000:00:43	25032	1,991.98
45	000:00:44	25444	2,024.77
46	000:00:45	25860	2,057.87
47	000:00:46	26271	2,090.58
48	000:00:47	26648	2,120.58
49	000:00:48	27065	2,153.76
50	000:00:49	27478	2,186.63
51	000:00:50	27899	2,220.13
52	000:00:51	28317	2,253.40
53	000:00:52	28736	2,286.74
54	000:00:53	29117	2,317.06
55	000:00:54	29536	2,350.40
56	000:00:55	29967	2,384.70
57	000:00:56	30390	2,418.36
58	000:00:57	30814	2,452.10
59	000:00:58	31191	2,482.10
60	000:00:59	31616	2,515.92
61	000:01:00	32040	2,549.66
62	000:01:01	32466	2,583.56
63	000:01:02	32887	2,617.06
64	000:01:03	33314	2,651.04
65	000:01:04	33696	2,681.44
66	000:01:05	34120	2,715.18
67	000:01:06	34545	2,749.00
68	000:01:07	34973	2,783.06
69	000:01:08	35398	2,816.88
70	000:01:09	35825	2,850.86
71	000:01:10	36207	2,881.26
72	000:01:11	36633	2,915.16
73	000:01:12	37056	2,948.82
74	000:01:13	37484	2,982.88
75	000:01:14	37908	3,016.62
76	000:01:15	38337	3,050.76
77	000:01:16	38724	3,081.56
78	000:01:17	39154	3,115.78

HM Data Download - Concrete Test Results

READ #	TIME	LOAD	STRESS (PSI)
79	000:01:18	39582	3,149.84
80	000:01:19	40013	3,184.13
81	000:01:20	40400	3,214.93
82	000:01:21	40826	3,248.83
83	000:01:22	41255	3,282.97
84	000:01:23	41680	3,316.79
85	000:01:24	42068	3,347.67
86	000:01:25	42494	3,381.57
87	000:01:26	42917	3,415.23
88	000:01:27	43341	3,448.97
89	000:01:28	43765	3,482.71
90	000:01:29	44188	3,516.37
91	000:01:30	44569	3,546.69
92	000:01:31	44993	3,580.43
93	000:01:32	45416	3,614.09
94	000:01:33	45838	3,647.67
95	000:01:34	46256	3,680.94
96	000:01:35	46677	3,714.44
97	000:01:36	47057	3,744.68
98	000:01:37	47476	3,778.02
99	000:01:38	47896	3,811.44
100	000:01:39	48314	3,844.71
101	000:01:40	48733	3,878.05
102	000:01:41	49152	3,911.39
103	000:01:42	49525	3,941.07
104	000:01:43	49946	3,974.58
105	000:01:44	50360	4,007.52
106	000:01:45	50775	4,040.55
107	000:01:46	51191	4,073.65
108	000:01:47	51606	4,106.67
109	000:01:48	52017	4,139.38
110	000:01:49	52385	4,168.67
111	000:01:50	52794	4,201.21
112	000:01:51	53207	4,234.08
113	000:01:52	53616	4,266.63
114	000:01:53	54024	4,299.09
115	000:01:54	54430	4,331.40
116	000:01:55	54799	4,360.77

HM Data Download - Concrete Test Results

READ #	TIME	LOAD	STRESS (PSI)
117	000:01:56	55210	4,393.47
118	000:01:57	55612	4,425.46
119	000:01:58	56018	4,457.77
120	000:01:59	56419	4,489.68
121	000:02:00	56778	4,518.25
122	000:02:01	57175	4,549.84
123	000:02:02	57574	4,581.59
124	000:02:03	57970	4,613.11
125	000:02:04	58364	4,644.46
126	000:02:05	58749	4,675.10
127	000:02:06	59095	4,702.63
128	000:02:07	59483	4,733.51
129	000:02:08	59869	4,764.22
130	000:02:09	60253	4,794.78
131	000:02:10	60635	4,825.18
132	000:02:11	61014	4,855.34
133	000:02:12	61357	4,882.63
134	000:02:13	61733	4,912.56
135	000:02:14	62108	4,942.40
136	000:02:15	62481	4,972.08
137	000:02:16	62854	5,001.76
138	000:02:17	63189	5,028.42
139	000:02:18	63557	5,057.71
140	000:02:19	63923	5,086.83
141	000:02:20	64285	5,115.64
142	000:02:21	64645	5,144.29
143	000:02:22	64969	5,170.07
144	000:02:23	65322	5,198.16
145	000:02:24	65673	5,226.09
146	000:02:25	66016	5,253.39
147	000:02:26	66323	5,277.82
148	000:02:27	66656	5,304.32
149	000:02:28	66984	5,330.42
150	000:02:29	67306	5,356.04
151	000:02:30	67615	5,380.63
152	000:02:31	67922	5,405.06
153	000:02:32	68191	5,426.47
154	000:02:33	68483	5,449.70

HM Data Download - Concrete Test Results

READ #	TIME	LOAD	STRESS (PSI)
155	000:02:34	68769	5,472.46
156	000:02:35	69047	5,494.59
157	000:02:36	69317	5,516.07
158	000:02:37	69574	5,536.52
159	000:02:38	69793	5,553.95
160	000:02:39	70001	5,570.50
161	000:02:40	70180	5,584.75
162	000:02:41	70332	5,596.84
163	000:02:42	70438	5,605.28
164	000:02:43	70463	5,607.27
165	000:02:44	70148	5,582.20
166	000:02:45	69272	5,512.49
167	000:02:46	67823	5,397.18
168	000:02:46	27099	2,156.47

Mix Delay - Orange

Target Temp: 90 °F

Date Cast:	5/15/2020	Temp During Casting (°F):	87
Time of Casting:	10:50:00 AM	Air Content (%):	6.8

Date:	Time interval	Test Date:			Compressive Strength (psi)	AVE Compressive Strength (psi)
		Target Time	Actual Test Time	Time Elapsed (hr)		
5/15/2020	1.5 HR	12:20:00 PM	12:26:00 PM	1.60	1681	
5/15/2020	1.5 HR	12:20:00 PM	12:32:00 PM	1.70	3066	2451
5/15/2020	1.5 HR	12:20:00 PM	12:36:00 PM	1.77	2606	
5/15/2020	2 HR	12:50:00 PM	1:22:00 PM	2.53	3496	
5/15/2020	2 HR	12:50:00 PM	1:25:00 PM	2.58	3566	3531
5/15/2020	2 HR	12:50:00 PM	1:27:00 PM	2.62	1867*	
5/15/2020	2.5 HR	1:20:00 PM	2:17:00 PM	3.45	3659	
5/15/2020	2.5 HR	1:20:00 PM	2:19:00 PM	3.48	922*	3823
5/15/2020	2.5 HR	1:20:00 PM	2:22:00 PM	3.53	3987	
5/15/2020	3 HR	1:50:00 PM	3:17:00 PM	4.45	5254	
5/15/2020	3 HR	1:50:00 PM	3:21:00 PM	4.52	4265	4497
5/15/2020	3 HR	1:50:00 PM	3:24:00 PM	4.57	3972	
5/15/2020	3.5 HR	2:20:00 PM	4:40:00 PM	5.83	3185	
5/15/2020	3.5 HR	2:20:00 PM	4:44:00 PM	5.90	4206	3959
5/15/2020	3.5 HR	2:20:00 PM	4:47:00 PM	5.95	4485	
5/15/2020	4 HR	2:50:00 PM	5:32:00 PM	6.70	3107	
5/15/2020	4 HR	2:50:00 PM	5:36:00 PM	6.77	3471	3697
5/15/2020	4 HR	2:50:00 PM	5:39:00 PM	6.82	4514	
5/15/2020	6 HR	4:50:00 PM	6:11:00 PM	7.35	5273	
5/15/2020	6 HR	4:50:00 PM	6:14:00 PM	7.40	3094	4161
5/15/2020	6 HR	4:50:00 PM	6:16:00 PM	7.43	4116	
5/16/2020	24 HR	10:50:00 AM	10:49:00 AM	23.98	6721	
5/16/2020	24 HR	10:50:00 AM	10:53:00 AM	24.05	5140	5300
5/16/2020	24 HR	10:50:00 AM	10:56:00 AM	24.10	4040	
5/18/2020	3 DAY	10:50:00 AM	11:01:00 AM	72.18	6845	
5/18/2020	3 DAY	10:50:00 AM	11:05:00 AM	72.25	4876	5861
5/18/2020	3 DAY	10:50:00 AM	11:09:00 AM	72.32	2637*	
6/12/2020	28 DAY	10:50:00 AM	10:32:00 AM	671.70	4949	
6/12/2020	28 DAY	10:50:00 AM	10:36:00 AM	671.77	6978	6092
6/12/2020	28 DAY	10:50:00 AM	10:40:00 AM	671.83	6350	

Concrete Test

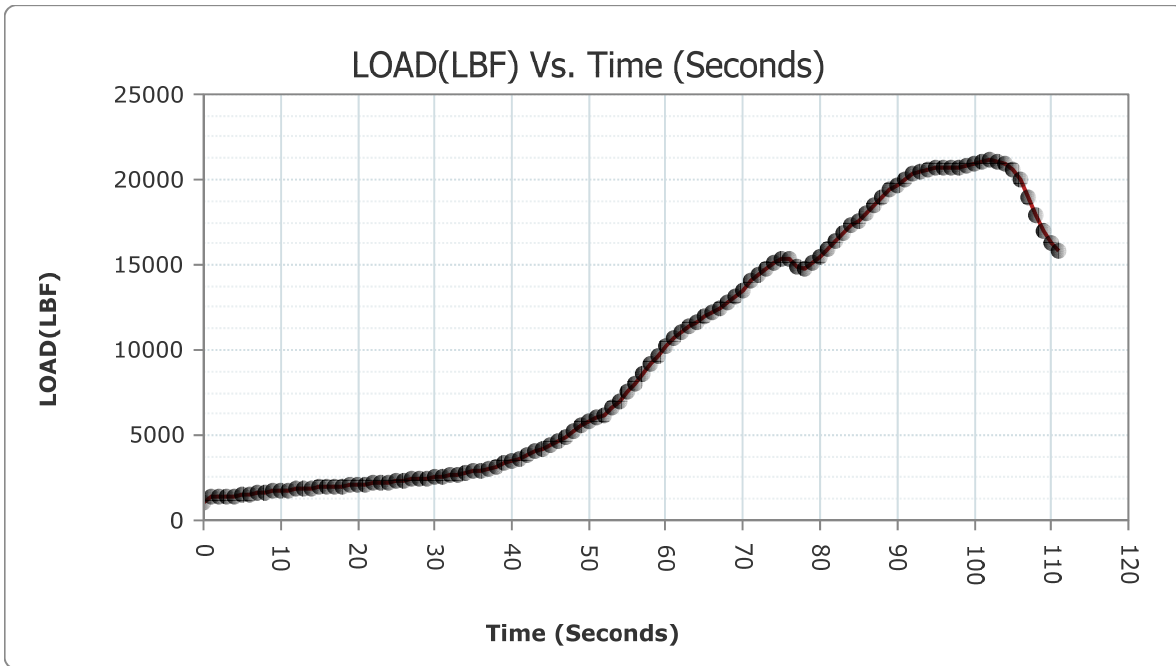
Sample Identification: O15_1

Machine ID: 6a127

Test Type: ASTM C39

5/15/2020

TYPE	PEAK VALUES	UNITS
LOAD	21129	LBF
Diameter	4.00	IN
Length	8.00	IN
Cross-Sectional Area	12.57	IN ²
Sample Age	0.0	day(s)
Corrected Stress	1681.35	PSI
Average Pace Rate	265.38	LBF
Fracture Type	Type 6	
Correction Factor	1.000	
Temperature @ START	83.4	°F
Temperature @ FINISH	83.4	°F



READ #	TIME	LOAD	STRESS (PSI)
1	000:00:00	1011	80.45
2	000:00:01	1383	110.06

HM Data Download - Concrete Test Results

READ #	TIME	LOAD	STRESS (PSI)
3	000:00:02	1387	110.37
4	000:00:03	1410	112.20
5	000:00:04	1447	115.15
6	000:00:05	1503	119.60
7	000:00:06	1556	123.82
8	000:00:07	1605	127.72
9	000:00:08	1659	132.02
10	000:00:09	1707	135.84
11	000:00:10	1754	139.58
12	000:00:11	1798	143.08
13	000:00:12	1837	146.18
14	000:00:13	1868	148.65
15	000:00:14	1902	151.36
16	000:00:15	1934	153.90
17	000:00:16	1962	156.13
18	000:00:17	1991	158.44
19	000:00:18	2019	160.67
20	000:00:19	2046	162.82
21	000:00:20	2073	164.96
22	000:00:21	2118	168.55
23	000:00:22	2173	172.92
24	000:00:23	2214	176.18
25	000:00:24	2254	179.37
26	000:00:25	2299	182.95
27	000:00:26	2383	189.63
28	000:00:27	2402	191.15
29	000:00:28	2435	193.77
30	000:00:29	2478	197.19
31	000:00:30	2524	200.85
32	000:00:31	2569	204.43
33	000:00:32	2623	208.73
34	000:00:33	2682	213.43
35	000:00:34	2764	219.95
36	000:00:35	2854	227.11
37	000:00:36	2938	233.80
38	000:00:37	3035	241.52
39	000:00:38	3195	254.25
40	000:00:39	3328	264.83

HM Data Download - Concrete Test Results

READ #	TIME	LOAD	STRESS (PSI)
41	000:00:40	3475	276.53
42	000:00:41	3654	290.78
43	000:00:42	3853	306.61
44	000:00:43	4029	320.62
45	000:00:44	4176	332.32
46	000:00:45	4409	350.86
47	000:00:46	4631	368.52
48	000:00:47	4871	387.62
49	000:00:48	5192	413.17
50	000:00:49	5526	439.75
51	000:00:50	5805	461.95
52	000:00:51	6066	482.72
53	000:00:52	6193	492.82
54	000:00:53	6584	523.94
55	000:00:54	6985	555.85
56	000:00:55	7505	597.23
57	000:00:56	8045	640.20
58	000:00:57	8608	685.00
59	000:00:58	9185	730.92
60	000:00:59	9690	771.11
61	000:01:00	10176	809.78
62	000:01:01	10653	847.74
63	000:01:02	11090	882.51
64	000:01:03	11430	909.57
65	000:01:04	11684	929.78
66	000:01:05	11984	953.66
67	000:01:06	12177	969.01
68	000:01:07	12447	990.50
69	000:01:08	12810	1,019.39
70	000:01:09	13124	1,044.37
71	000:01:10	13535	1,077.08
72	000:01:11	14027	1,116.23
73	000:01:12	14442	1,149.26
74	000:01:13	14805	1,178.14
75	000:01:14	15160	1,206.39
76	000:01:15	15392	1,224.86
77	000:01:16	15341	1,220.80
78	000:01:17	14828	1,179.97

HM Data Download - Concrete Test Results

READ #	TIME	LOAD	STRESS (PSI)
79	000:01:18	14800	1,177.75
80	000:01:19	15076	1,199.71
81	000:01:20	15462	1,230.43
82	000:01:21	15945	1,268.86
83	000:01:22	16373	1,302.92
84	000:01:23	16830	1,339.29
85	000:01:24	17309	1,377.41
86	000:01:25	17583	1,399.21
87	000:01:26	17987	1,431.36
88	000:01:27	18528	1,474.41
89	000:01:28	18989	1,511.10
90	000:01:29	19421	1,545.47
91	000:01:30	19632	1,562.26
92	000:01:31	19963	1,588.61
93	000:01:32	20301	1,615.50
94	000:01:33	20517	1,632.69
95	000:01:34	20583	1,637.94
96	000:01:35	20646	1,642.96
97	000:01:36	20682	1,645.82
98	000:01:37	20721	1,648.92
99	000:01:38	20719	1,648.77
100	000:01:39	20783	1,653.86
101	000:01:40	20915	1,664.36
102	000:01:41	21057	1,675.66
103	000:01:42	21128	1,681.31
104	000:01:43	21048	1,674.95
105	000:01:44	20917	1,664.52
106	000:01:45	20570	1,636.91
107	000:01:46	19966	1,588.84
108	000:01:47	18980	1,510.38
109	000:01:48	17923	1,426.27
110	000:01:49	16940	1,348.04
111	000:01:50	16261	1,294.01
112	000:01:50	15836	1,260.19

Concrete Test

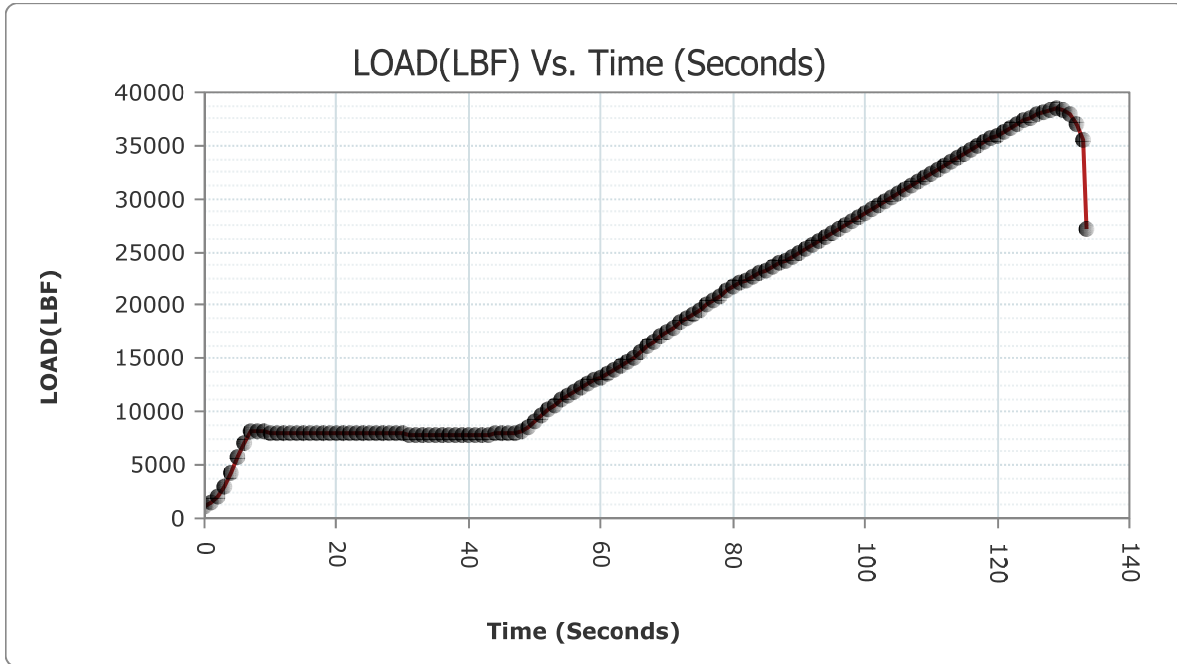
Sample Identification: O15_2

Machine ID: 6a127

Test Type: ASTM C39

5/15/2020

TYPE	PEAK VALUES	UNITS
LOAD	38534	LBF
Diameter	4.00	IN
Length	8.00	IN
Cross-Sectional Area	12.57	IN ²
Sample Age	0.0	day(s)
Corrected Stress	3066.44	PSI
Average Pace Rate	353.91	LBF
Fracture Type	Type 6	
Correction Factor	1.000	
Temperature @ START	83.4	°F
Temperature @ FINISH	83.4	°F



READ #	TIME	LOAD	STRESS (PSI)
1	000:00:00	1030	81.96
2	000:00:01	1418	112.84

HM Data Download - Concrete Test Results

READ #	TIME	LOAD	STRESS (PSI)
3	000:00:02	2102	167.27
4	000:00:03	3032	241.28
5	000:00:04	4256	338.68
6	000:00:05	5748	457.41
7	000:00:06	7085	563.81
8	000:00:07	8166	649.83
9	000:00:08	8203	652.77
10	000:00:09	8107	645.13
11	000:00:10	8082	643.15
12	000:00:11	8068	642.03
13	000:00:12	8057	641.16
14	000:00:13	8046	640.28
15	000:00:14	8037	639.56
16	000:00:15	8033	639.25
17	000:00:16	8034	639.33
18	000:00:17	8029	638.93
19	000:00:18	8024	638.53
20	000:00:19	8021	638.29
21	000:00:20	8018	638.05
22	000:00:21	8012	637.57
23	000:00:22	8002	636.78
24	000:00:23	7992	635.98
25	000:00:24	7981	635.11
26	000:00:25	7973	634.47
27	000:00:26	7959	633.36
28	000:00:27	7946	632.32
29	000:00:28	7933	631.29
30	000:00:29	7925	630.65
31	000:00:30	7915	629.86
32	000:00:31	7906	629.14
33	000:00:32	7895	628.26
34	000:00:33	7887	627.63
35	000:00:34	7879	626.99
36	000:00:35	7871	626.35
37	000:00:36	7864	625.80
38	000:00:37	7855	625.08
39	000:00:38	7848	624.52
40	000:00:39	7844	624.21

HM Data Download - Concrete Test Results

READ #	TIME	LOAD	STRESS (PSI)
41	000:00:40	7834	623.41
42	000:00:41	7832	623.25
43	000:00:42	7857	625.24
44	000:00:43	7884	627.39
45	000:00:44	7908	629.30
46	000:00:45	7930	631.05
47	000:00:46	7959	633.36
48	000:00:47	7984	635.35
49	000:00:48	8141	647.84
50	000:00:49	8527	678.56
51	000:00:50	9064	721.29
52	000:00:51	9617	765.30
53	000:00:52	10174	809.62
54	000:00:53	10683	850.13
55	000:00:54	11174	889.20
56	000:00:55	11619	924.61
57	000:00:56	11983	953.58
58	000:00:57	12325	980.79
59	000:00:58	12659	1,007.37
60	000:00:59	12955	1,030.93
61	000:01:00	13235	1,053.21
62	000:01:01	13530	1,076.68
63	000:01:02	13893	1,105.57
64	000:01:03	14254	1,134.30
65	000:01:04	14639	1,164.93
66	000:01:05	15030	1,196.05
67	000:01:06	15546	1,237.11
68	000:01:07	16102	1,281.36
69	000:01:08	16603	1,321.22
70	000:01:09	17116	1,362.05
71	000:01:10	17526	1,394.67
72	000:01:11	17948	1,428.26
73	000:01:12	18374	1,462.16
74	000:01:13	18806	1,496.53
75	000:01:14	19236	1,530.75
76	000:01:15	19622	1,561.47
77	000:01:16	20057	1,596.09
78	000:01:17	20493	1,630.78

HM Data Download - Concrete Test Results

READ #	TIME	LOAD	STRESS (PSI)
79	000:01:18	20926	1,665.24
80	000:01:19	21363	1,700.01
81	000:01:20	21792	1,734.15
82	000:01:21	22064	1,755.80
83	000:01:22	22364	1,779.67
84	000:01:23	22677	1,804.58
85	000:01:24	23001	1,830.36
86	000:01:25	23322	1,855.91
87	000:01:26	23646	1,881.69
88	000:01:27	23936	1,904.77
89	000:01:28	24260	1,930.55
90	000:01:29	24581	1,956.09
91	000:01:30	24894	1,981.00
92	000:01:31	25211	2,006.23
93	000:01:32	25590	2,036.39
94	000:01:33	25992	2,068.38
95	000:01:34	26352	2,097.03
96	000:01:35	26748	2,128.54
97	000:01:36	27143	2,159.97
98	000:01:37	27529	2,190.69
99	000:01:38	27918	2,221.64
100	000:01:39	28306	2,252.52
101	000:01:40	28651	2,279.97
102	000:01:41	29030	2,310.13
103	000:01:42	29415	2,340.77
104	000:01:43	29791	2,370.69
105	000:01:44	30165	2,400.45
106	000:01:45	30537	2,430.06
107	000:01:46	30870	2,456.56
108	000:01:47	31239	2,485.92
109	000:01:48	31606	2,515.13
110	000:01:49	31968	2,543.93
111	000:01:50	32300	2,570.35
112	000:01:51	32698	2,602.02
113	000:01:52	33086	2,632.90
114	000:01:53	33467	2,663.22
115	000:01:54	33843	2,693.14
116	000:01:55	34174	2,719.48

HM Data Download - Concrete Test Results

READ #	TIME	LOAD	STRESS (PSI)
117	000:01:56	34548	2,749.24
118	000:01:57	34930	2,779.64
119	000:01:58	35304	2,809.40
120	000:01:59	35663	2,837.97
121	000:02:00	35975	2,862.80
122	000:02:01	36310	2,889.46
123	000:02:02	36634	2,915.24
124	000:02:03	36988	2,943.41
125	000:02:04	37325	2,970.23
126	000:02:05	37587	2,991.08
127	000:02:06	37878	3,014.24
128	000:02:07	38146	3,035.56
129	000:02:08	38347	3,051.56
130	000:02:09	38534	3,066.44
131	000:02:10	38335	3,050.60
132	000:02:11	37872	3,013.76
133	000:02:12	37096	2,952.01
134	000:02:13	35537	2,827.94
135	000:02:13	27184	2,163.23

Concrete Test

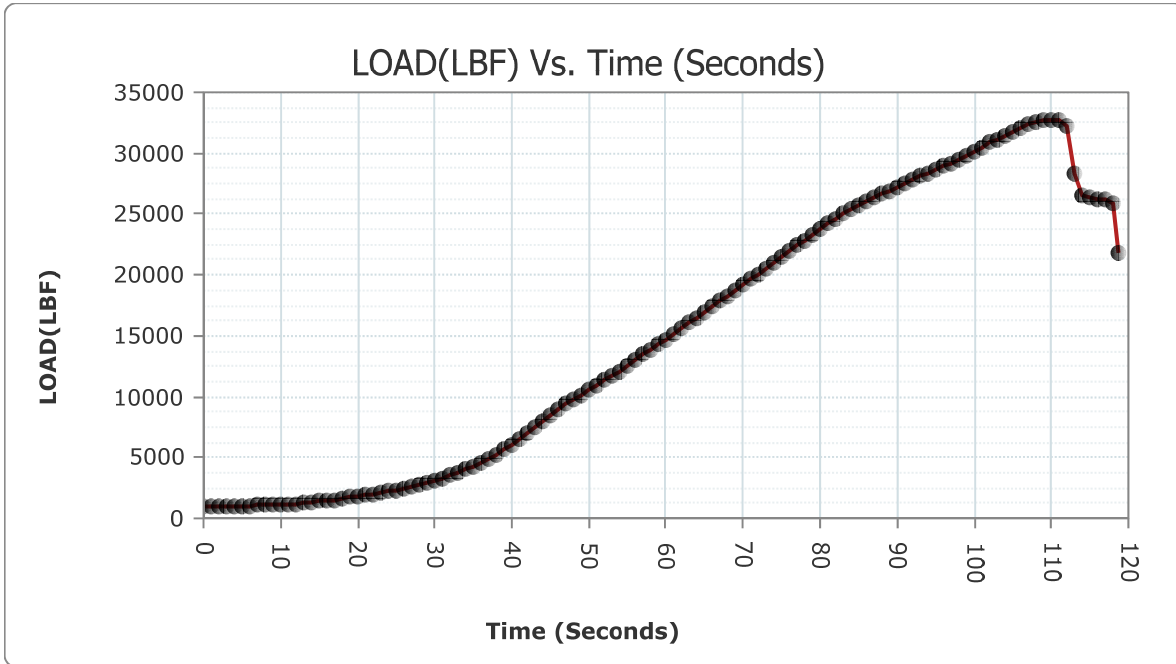
Sample Identification: 015_3

Machine ID: 6a127

Test Type: ASTM C39

5/15/2020

TYPE	PEAK VALUES	UNITS
LOAD	32747	LBF
Diameter	4.00	IN
Length	8.00	IN
Cross-Sectional Area	12.57	IN ²
Sample Age	0.0	day(s)
Corrected Stress	2605.91	PSI
Average Pace Rate	361.31	LBF
Fracture Type	Type 6	
Correction Factor	1.000	
Temperature @ START	82.9	°F
Temperature @ FINISH	82.4	°F



READ #	TIME	LOAD	STRESS (PSI)
1	000:00:00	1002	79.74
2	000:00:01	1000	79.58

HM Data Download - Concrete Test Results

READ #	TIME	LOAD	STRESS (PSI)
3	000:00:02	1004	79.90
4	000:00:03	1014	80.69
5	000:00:04	1026	81.65
6	000:00:05	1039	82.68
7	000:00:06	1053	83.80
8	000:00:07	1070	85.15
9	000:00:08	1083	86.18
10	000:00:09	1099	87.46
11	000:00:10	1116	88.81
12	000:00:11	1129	89.84
13	000:00:12	1174	93.42
14	000:00:13	1248	99.31
15	000:00:14	1318	104.88
16	000:00:15	1386	110.29
17	000:00:16	1460	116.18
18	000:00:17	1537	122.31
19	000:00:18	1619	128.84
20	000:00:19	1711	136.16
21	000:00:20	1795	142.84
22	000:00:21	1889	150.32
23	000:00:22	1993	158.60
24	000:00:23	2101	167.19
25	000:00:24	2225	177.06
26	000:00:25	2352	187.17
27	000:00:26	2487	197.91
28	000:00:27	2615	208.10
29	000:00:28	2766	220.11
30	000:00:29	2920	232.37
31	000:00:30	3109	247.41
32	000:00:31	3310	263.40
33	000:00:32	3530	280.91
34	000:00:33	3757	298.97
35	000:00:34	4011	319.19
36	000:00:35	4278	340.43
37	000:00:36	4580	364.46
38	000:00:37	4900	389.93
39	000:00:38	5263	418.82
40	000:00:39	5674	451.52

HM Data Download - Concrete Test Results

READ #	TIME	LOAD	STRESS (PSI)
41	000:00:40	6067	482.80
42	000:00:41	6527	519.40
43	000:00:42	7016	558.32
44	000:00:43	7530	599.22
45	000:00:44	8029	638.93
46	000:00:45	8479	674.74
47	000:00:46	8898	708.08
48	000:00:47	9379	746.36
49	000:00:48	9757	776.44
50	000:00:49	10134	806.44
51	000:00:50	10528	837.79
52	000:00:51	10930	869.78
53	000:00:52	11343	902.65
54	000:00:53	11717	932.41
55	000:00:54	12126	964.96
56	000:00:55	12542	998.06
57	000:00:56	12990	1,033.71
58	000:00:57	13436	1,069.20
59	000:00:58	13872	1,103.90
60	000:00:59	14257	1,134.54
61	000:01:00	14691	1,169.07
62	000:01:01	15131	1,204.09
63	000:01:02	15580	1,239.82
64	000:01:03	16036	1,276.10
65	000:01:04	16449	1,308.97
66	000:01:05	16910	1,345.66
67	000:01:06	17372	1,382.42
68	000:01:07	17836	1,419.34
69	000:01:08	18256	1,452.77
70	000:01:09	18727	1,490.25
71	000:01:10	19193	1,527.33
72	000:01:11	19662	1,564.65
73	000:01:12	20083	1,598.15
74	000:01:13	20548	1,635.16
75	000:01:14	21013	1,672.16
76	000:01:15	21479	1,709.24
77	000:01:16	21939	1,745.85
78	000:01:17	22402	1,782.69

HM Data Download - Concrete Test Results

READ #	TIME	LOAD	STRESS (PSI)
79	000:01:18	22865	1,819.54
80	000:01:19	23287	1,853.12
81	000:01:20	23747	1,889.73
82	000:01:21	24207	1,926.33
83	000:01:22	24657	1,962.14
84	000:01:23	25076	1,995.48
85	000:01:24	25368	2,018.72
86	000:01:25	25692	2,044.50
87	000:01:26	26010	2,069.81
88	000:01:27	26322	2,094.64
89	000:01:28	26627	2,118.91
90	000:01:29	26932	2,143.18
91	000:01:30	27205	2,164.91
92	000:01:31	27508	2,189.02
93	000:01:32	27806	2,212.73
94	000:01:33	28106	2,236.60
95	000:01:34	28396	2,259.68
96	000:01:35	28672	2,281.65
97	000:01:36	28944	2,303.29
98	000:01:37	29189	2,322.79
99	000:01:38	29502	2,347.69
100	000:01:39	29839	2,374.51
101	000:01:40	30185	2,402.05
102	000:01:41	30518	2,428.55
103	000:01:42	30861	2,455.84
104	000:01:43	31168	2,480.27
105	000:01:44	31493	2,506.13
106	000:01:45	31799	2,530.48
107	000:01:46	32082	2,553.00
108	000:01:47	32324	2,572.26
109	000:01:48	32516	2,587.54
110	000:01:49	32657	2,598.76
111	000:01:50	32728	2,604.41
112	000:01:51	32701	2,602.26
113	000:01:52	32312	2,571.31
114	000:01:53	28324	2,253.95
115	000:01:54	26564	2,113.90
116	000:01:55	26332	2,095.43

HM Data Download - Concrete Test Results

READ #	TIME	LOAD	STRESS (PSI)
117	000:01:56	26267	2,090.26
118	000:01:57	26163	2,081.99
119	000:01:58	25890	2,060.26
120	000:01:58	21886	1,741.63

Concrete Test

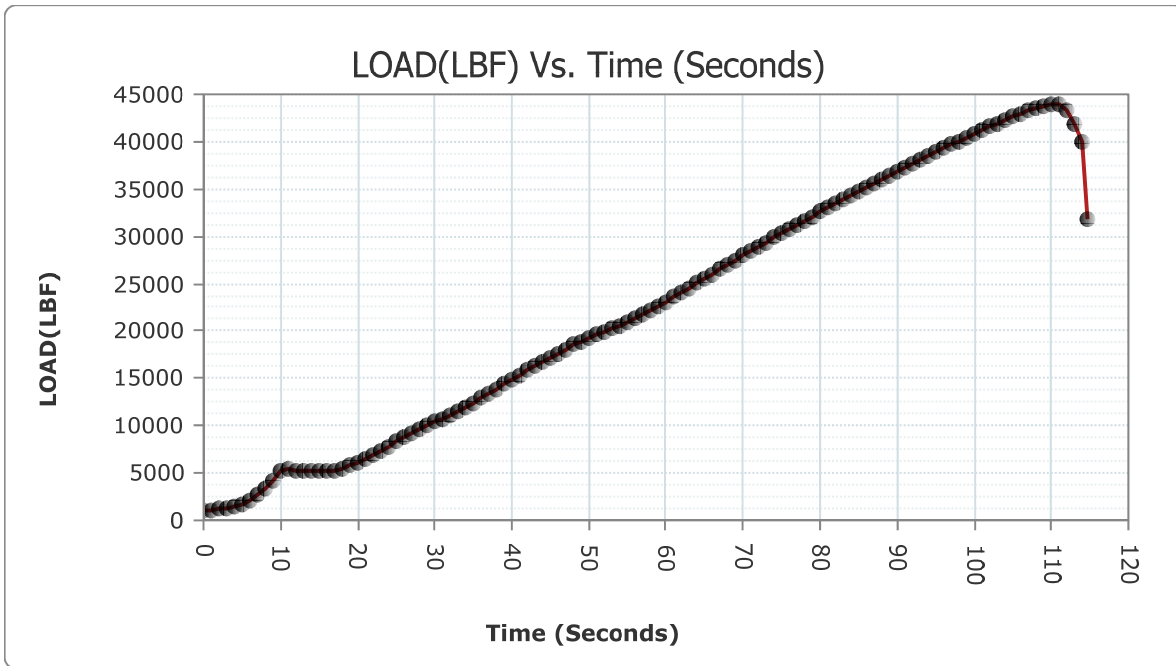
Sample Identification: O2_2

Machine ID: 6a127

Test Type: ASTM C39

5/15/2020

TYPE	PEAK VALUES	UNITS
LOAD	43931	LBF
Diameter	4.00	IN
Length	8.00	IN
Cross-Sectional Area	12.57	IN ²
Sample Age	0.0	day(s)
Corrected Stress	3495.96	PSI
Average Pace Rate	417.42	LBF
Fracture Type	Type 6	
Correction Factor	1.000	
Temperature @ START	85.2	°F
Temperature @ FINISH	84.9	°F



READ #	TIME	LOAD	STRESS (PSI)
1	000:00:00	1012	80.53
2	000:00:01	1126	89.60

HM Data Download - Concrete Test Results

READ #	TIME	LOAD	STRESS (PSI)
3	000:00:02	1246	99.15
4	000:00:03	1338	106.47
5	000:00:04	1456	115.86
6	000:00:05	1649	131.22
7	000:00:06	2069	164.65
8	000:00:07	2653	211.12
9	000:00:08	3349	266.50
10	000:00:09	4182	332.79
11	000:00:10	5147	409.59
12	000:00:11	5364	426.85
13	000:00:12	5304	422.08
14	000:00:13	5280	420.17
15	000:00:14	5267	419.13
16	000:00:15	5247	417.54
17	000:00:16	5236	416.67
18	000:00:17	5235	416.59
19	000:00:18	5413	430.75
20	000:00:19	5774	459.48
21	000:00:20	6151	489.48
22	000:00:21	6553	521.47
23	000:00:22	6921	550.76
24	000:00:23	7353	585.13
25	000:00:24	7796	620.39
26	000:00:25	8287	659.46
27	000:00:26	8734	695.03
28	000:00:27	9174	730.04
29	000:00:28	9605	764.34
30	000:00:29	10017	797.13
31	000:00:30	10361	824.50
32	000:00:31	10737	854.42
33	000:00:32	11123	885.14
34	000:00:33	11547	918.88
35	000:00:34	11954	951.27
36	000:00:35	12432	989.31
37	000:00:36	12926	1,028.62
38	000:00:37	13427	1,068.49
39	000:00:38	13890	1,105.33
40	000:00:39	14410	1,146.71

HM Data Download - Concrete Test Results

READ #	TIME	LOAD	STRESS (PSI)
41	000:00:40	14890	1,184.91
42	000:00:41	15327	1,219.68
43	000:00:42	15817	1,258.68
44	000:00:43	16297	1,296.87
45	000:00:44	16755	1,333.32
46	000:00:45	17171	1,366.42
47	000:00:46	17636	1,403.43
48	000:00:47	18104	1,440.67
49	000:00:48	18559	1,476.88
50	000:00:49	18938	1,507.04
51	000:00:50	19296	1,535.53
52	000:00:51	19614	1,560.83
53	000:00:52	19921	1,585.26
54	000:00:53	20234	1,610.17
55	000:00:54	20609	1,640.01
56	000:00:55	21001	1,671.21
57	000:00:56	21397	1,702.72
58	000:00:57	21768	1,732.24
59	000:00:58	22197	1,766.38
60	000:00:59	22644	1,801.95
61	000:01:00	23120	1,839.83
62	000:01:01	23564	1,875.16
63	000:01:02	24068	1,915.27
64	000:01:03	24572	1,955.38
65	000:01:04	25072	1,995.17
66	000:01:05	25576	2,035.27
67	000:01:06	26023	2,070.84
68	000:01:07	26513	2,109.84
69	000:01:08	27008	2,149.23
70	000:01:09	27502	2,188.54
71	000:01:10	27947	2,223.95
72	000:01:11	28434	2,262.71
73	000:01:12	28920	2,301.38
74	000:01:13	29404	2,339.90
75	000:01:14	29831	2,373.88
76	000:01:15	30305	2,411.60
77	000:01:16	30773	2,448.84
78	000:01:17	31240	2,486.00

HM Data Download - Concrete Test Results

READ #	TIME	LOAD	STRESS (PSI)
79	000:01:18	31658	2,519.26
80	000:01:19	32118	2,555.87
81	000:01:20	32574	2,592.16
82	000:01:21	33032	2,628.60
83	000:01:22	33437	2,660.83
84	000:01:23	33883	2,696.32
85	000:01:24	34324	2,731.42
86	000:01:25	34765	2,766.51
87	000:01:26	35159	2,797.86
88	000:01:27	35596	2,832.64
89	000:01:28	36027	2,866.94
90	000:01:29	36457	2,901.16
91	000:01:30	36841	2,931.71
92	000:01:31	37262	2,965.22
93	000:01:32	37682	2,998.64
94	000:01:33	38099	3,031.82
95	000:01:34	38468	3,061.19
96	000:01:35	38876	3,093.65
97	000:01:36	39277	3,125.56
98	000:01:37	39686	3,158.11
99	000:01:38	40055	3,187.48
100	000:01:39	40459	3,219.63
101	000:01:40	40861	3,251.61
102	000:01:41	41208	3,279.23
103	000:01:42	41581	3,308.91
104	000:01:43	41942	3,337.64
105	000:01:44	42295	3,365.73
106	000:01:45	42600	3,390.00
107	000:01:46	42926	3,415.94
108	000:01:47	43232	3,440.29
109	000:01:48	43511	3,462.50
110	000:01:49	43724	3,479.45
111	000:01:50	43891	3,492.73
112	000:01:51	43892	3,492.81
113	000:01:52	43249	3,441.65
114	000:01:53	41837	3,329.28
115	000:01:54	40047	3,186.84
116	000:01:54	31816	2,531.84

Concrete Test

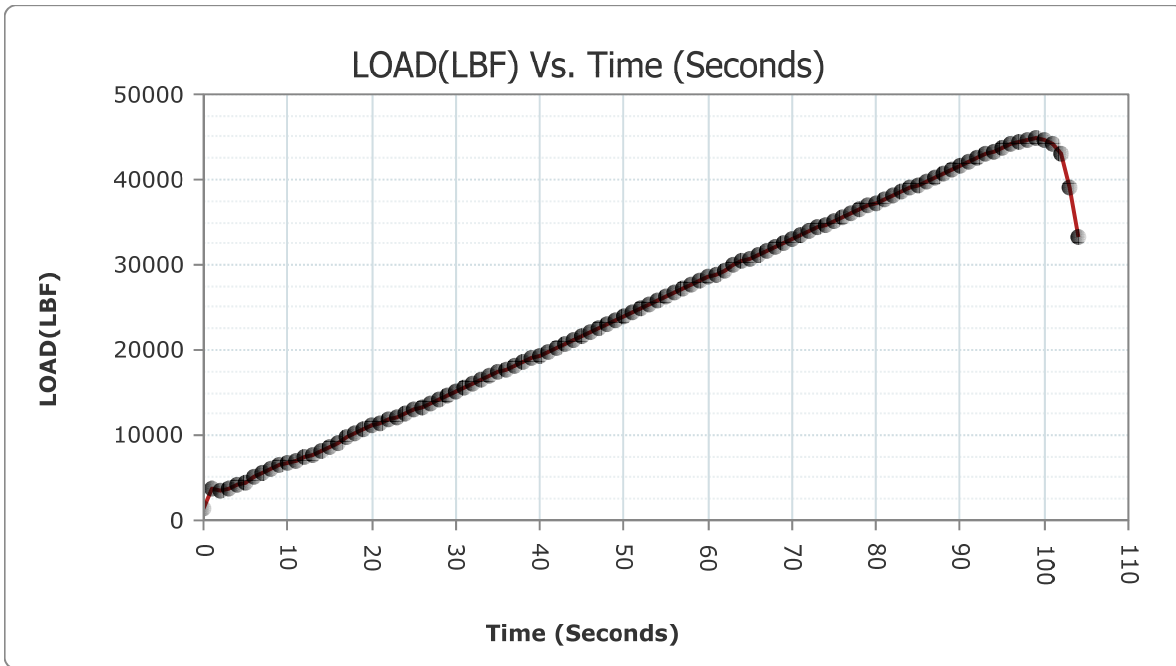
Sample Identification: O2_2

Machine ID: 6a127

Test Type: ASTM C39

5/15/2020

TYPE	PEAK VALUES	UNITS
LOAD	44812	LBF
Diameter	4.00	IN
Length	8.00	IN
Cross-Sectional Area	12.57	IN ²
Sample Age	0.0	day(s)
Corrected Stress	3566.04	PSI
Average Pace Rate	435.81	LBF
Fracture Type	Type 6	
Correction Factor	1.000	
Temperature @ START	84.7	°F
Temperature @ FINISH	84.1	°F



READ #	TIME	LOAD	STRESS (PSI)
1	000:00:00	1376	109.50
2	000:00:01	3735	297.22

HM Data Download - Concrete Test Results

READ #	TIME	LOAD	STRESS (PSI)
3	000:00:02	3596	286.16
4	000:00:03	3737	297.38
5	000:00:04	4078	324.52
6	000:00:05	4500	358.10
7	000:00:06	5049	401.79
8	000:00:07	5646	449.29
9	000:00:08	6149	489.32
10	000:00:09	6465	514.47
11	000:00:10	6709	533.89
12	000:00:11	6963	554.10
13	000:00:12	7333	583.54
14	000:00:13	7675	610.76
15	000:00:14	8109	645.29
16	000:00:15	8626	686.44
17	000:00:16	9169	729.65
18	000:00:17	9659	768.64
19	000:00:18	10193	811.13
20	000:00:19	10652	847.66
21	000:00:20	11082	881.88
22	000:00:21	11432	909.73
23	000:00:22	11813	940.05
24	000:00:23	12192	970.21
25	000:00:24	12553	998.94
26	000:00:25	12912	1,027.50
27	000:00:26	13249	1,054.32
28	000:00:27	13682	1,088.78
29	000:00:28	14155	1,126.42
30	000:00:29	14626	1,163.90
31	000:00:30	15070	1,199.23
32	000:00:31	15554	1,237.75
33	000:00:32	16028	1,275.47
34	000:00:33	16438	1,308.09
35	000:00:34	16892	1,344.22
36	000:00:35	17334	1,379.40
37	000:00:36	17766	1,413.77
38	000:00:37	18146	1,444.01
39	000:00:38	18563	1,477.20
40	000:00:39	18976	1,510.06

HM Data Download - Concrete Test Results

READ #	TIME	LOAD	STRESS (PSI)
41	000:00:40	19398	1,543.64
42	000:00:41	19797	1,575.40
43	000:00:42	20248	1,611.28
44	000:00:43	20709	1,647.97
45	000:00:44	21167	1,684.42
46	000:00:45	21579	1,717.20
47	000:00:46	22049	1,754.60
48	000:00:47	22522	1,792.24
49	000:00:48	22993	1,829.72
50	000:00:49	23417	1,863.47
51	000:00:50	23882	1,900.47
52	000:00:51	24350	1,937.71
53	000:00:52	24824	1,975.43
54	000:00:53	25246	2,009.01
55	000:00:54	25720	2,046.73
56	000:00:55	26196	2,084.61
57	000:00:56	26673	2,122.57
58	000:00:57	27102	2,156.71
59	000:00:58	27578	2,194.59
60	000:00:59	28050	2,232.15
61	000:01:00	28523	2,269.79
62	000:01:01	28946	2,303.45
63	000:01:02	29416	2,340.85
64	000:01:03	29886	2,378.25
65	000:01:04	30350	2,415.18
66	000:01:05	30768	2,448.44
67	000:01:06	31231	2,485.28
68	000:01:07	31693	2,522.05
69	000:01:08	32154	2,558.73
70	000:01:09	32563	2,591.28
71	000:01:10	33019	2,627.57
72	000:01:11	33471	2,663.54
73	000:01:12	33916	2,698.95
74	000:01:13	34364	2,734.60
75	000:01:14	34762	2,766.27
76	000:01:15	35206	2,801.60
77	000:01:16	35645	2,836.54
78	000:01:17	36079	2,871.08

HM Data Download - Concrete Test Results

READ #	TIME	LOAD	STRESS (PSI)
79	000:01:18	36469	2,902.11
80	000:01:19	36898	2,936.25
81	000:01:20	37323	2,970.07
82	000:01:21	37746	3,003.73
83	000:01:22	38124	3,033.81
84	000:01:23	38545	3,067.31
85	000:01:24	38968	3,100.97
86	000:01:25	39394	3,134.88
87	000:01:26	39776	3,165.27
88	000:01:27	40208	3,199.65
89	000:01:28	40680	3,237.21
90	000:01:29	41171	3,276.28
91	000:01:30	41619	3,311.93
92	000:01:31	42103	3,350.45
93	000:01:32	42565	3,387.22
94	000:01:33	42957	3,418.41
95	000:01:34	43362	3,450.64
96	000:01:35	43753	3,481.75
97	000:01:36	44131	3,511.83
98	000:01:37	44443	3,536.66
99	000:01:38	44711	3,557.99
100	000:01:39	44812	3,566.03
101	000:01:40	44602	3,549.31
102	000:01:41	44094	3,508.89
103	000:01:42	42955	3,418.25
104	000:01:43	39018	3,104.95
105	000:01:44	33287	2,648.90

Concrete Test

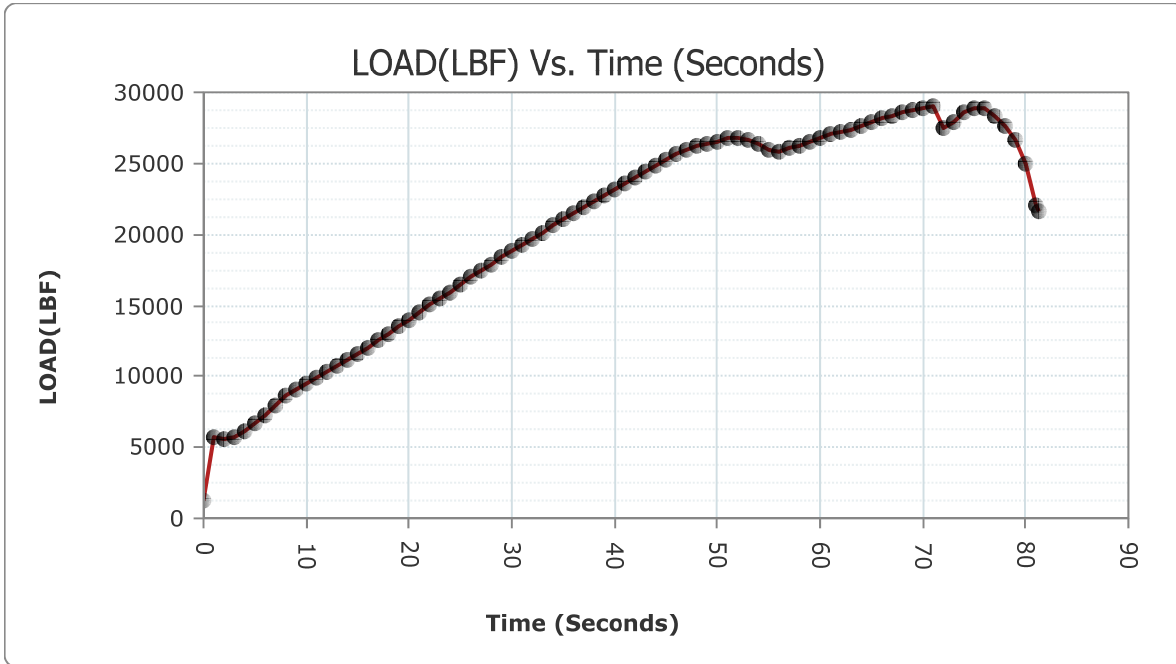
Sample Identification: B25_3

Machine ID: 6a127

Test Type: ASTM C39

5/15/2020

TYPE	PEAK VALUES	UNITS
LOAD	29126	LBF
Diameter	4.00	IN
Length	8.00	IN
Cross-Sectional Area	12.57	IN ²
Sample Age	0.0	day(s)
Corrected Stress	2317.75	PSI
Average Pace Rate	266.94	LBF
Fracture Type	Type 3	
Correction Factor	1.000	
Temperature @ START	85.2	°F
Temperature @ FINISH	85.6	°F



READ #	TIME	LOAD	STRESS (PSI)
1	000:00:00	1317	104.80
2	000:00:01	5741	456.85

HM Data Download - Concrete Test Results

READ #	TIME	LOAD	STRESS (PSI)
3	000:00:02	5558	442.29
4	000:00:03	5783	460.20
5	000:00:04	6197	493.14
6	000:00:05	6682	531.74
7	000:00:06	7309	581.63
8	000:00:07	7964	633.76
9	000:00:08	8632	686.91
10	000:00:09	9116	725.43
11	000:00:10	9511	756.86
12	000:00:11	9914	788.93
13	000:00:12	10280	818.06
14	000:00:13	10695	851.08
15	000:00:14	11127	885.46
16	000:00:15	11597	922.86
17	000:00:16	12048	958.75
18	000:00:17	12542	998.06
19	000:00:18	13034	1,037.21
20	000:00:19	13510	1,075.09
21	000:00:20	13968	1,111.54
22	000:00:21	14486	1,152.76
23	000:00:22	15005	1,194.06
24	000:00:23	15518	1,234.88
25	000:00:24	15974	1,271.17
26	000:00:25	16475	1,311.04
27	000:00:26	16968	1,350.27
28	000:00:27	17449	1,388.55
29	000:00:28	17878	1,422.69
30	000:00:29	18349	1,460.17
31	000:00:30	18817	1,497.41
32	000:00:31	19283	1,534.49
33	000:00:32	19693	1,567.12
34	000:00:33	20148	1,603.33
35	000:00:34	20602	1,639.46
36	000:00:35	21052	1,675.26
37	000:00:36	21480	1,709.32
38	000:00:37	21853	1,739.01
39	000:00:38	22265	1,771.79
40	000:00:39	22691	1,805.69

HM Data Download - Concrete Test Results

READ #	TIME	LOAD	STRESS (PSI)
41	000:00:40	23139	1,841.34
42	000:00:41	23547	1,873.81
43	000:00:42	23997	1,909.62
44	000:00:43	24434	1,944.40
45	000:00:44	24862	1,978.46
46	000:00:45	25243	2,008.77
47	000:00:46	25658	2,041.80
48	000:00:47	26000	2,069.01
49	000:00:48	26237	2,087.87
50	000:00:49	26434	2,103.55
51	000:00:50	26575	2,114.77
52	000:00:51	26764	2,129.81
53	000:00:52	26836	2,135.54
54	000:00:53	26590	2,115.97
55	000:00:54	26318	2,094.32
56	000:00:55	25913	2,062.09
57	000:00:56	25833	2,055.72
58	000:00:57	26025	2,071.00
59	000:00:58	26288	2,091.93
60	000:00:59	26556	2,113.26
61	000:01:00	26815	2,133.87
62	000:01:01	27046	2,152.25
63	000:01:02	27223	2,166.34
64	000:01:03	27391	2,179.71
65	000:01:04	27633	2,198.96
66	000:01:05	27880	2,218.62
67	000:01:06	28149	2,240.03
68	000:01:07	28367	2,257.37
69	000:01:08	28558	2,272.57
70	000:01:09	28736	2,286.74
71	000:01:10	28903	2,300.03
72	000:01:11	29059	2,312.44
73	000:01:12	27462	2,185.36
74	000:01:13	27973	2,226.02
75	000:01:14	28634	2,278.62
76	000:01:15	28944	2,303.29
77	000:01:16	28830	2,294.22
78	000:01:17	28395	2,259.60

HM Data Download - Concrete Test Results

READ #	TIME	LOAD	STRESS (PSI)
79	000:01:18	27580	2,194.75
80	000:01:19	26638	2,119.78
81	000:01:20	24963	1,986.49
82	000:01:21	22093	1,758.11
83	000:01:21	21659	1,723.57

Concrete Test

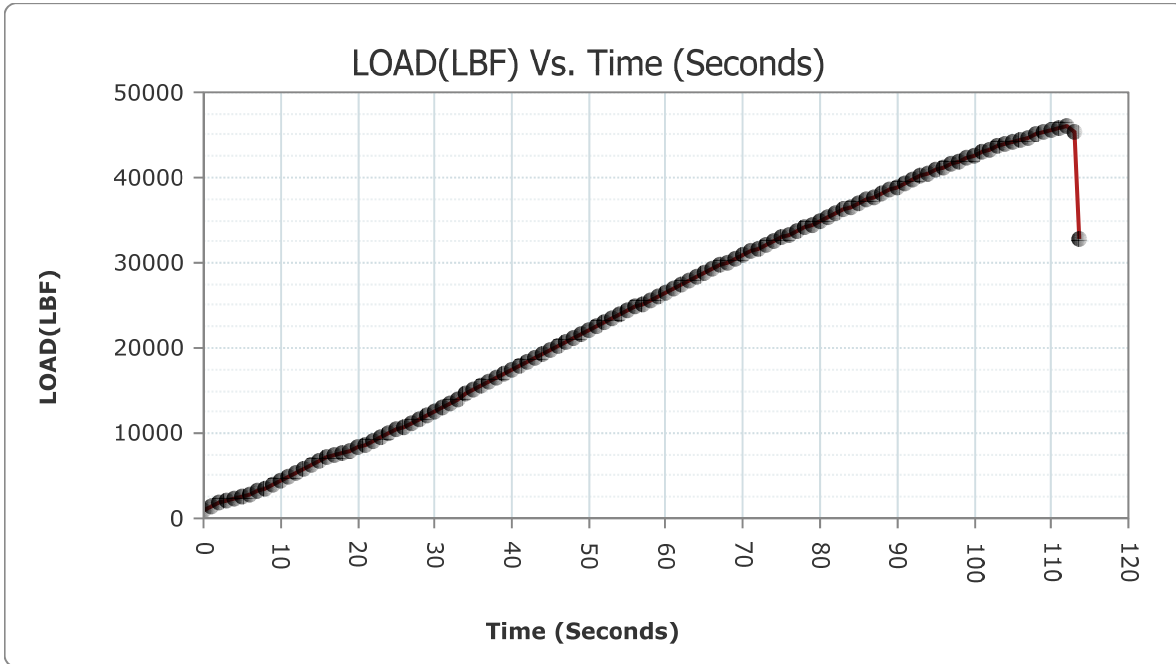
Sample Identification: O25_1

Machine ID: 6a127

Test Type: ASTM C39

5/15/2020

TYPE	PEAK VALUES	UNITS
LOAD	45985	LBF
Diameter	4.00	IN
Length	8.00	IN
Cross-Sectional Area	12.57	IN ²
Sample Age	0.0	day(s)
Corrected Stress	3659.34	PSI
Average Pace Rate	388.52	LBF
Fracture Type	Type 1	
Correction Factor	1.000	
Temperature @ START	85.9	°F
Temperature @ FINISH	85.4	°F



READ #	TIME	LOAD	STRESS (PSI)
1	000:00:00	1024	81.49
2	000:00:01	1419	112.92

HM Data Download - Concrete Test Results

READ #	TIME	LOAD	STRESS (PSI)
3	000:00:02	1876	149.29
4	000:00:03	2078	165.36
5	000:00:04	2315	184.22
6	000:00:05	2570	204.51
7	000:00:06	2879	229.10
8	000:00:07	3206	255.13
9	000:00:08	3581	284.97
10	000:00:09	3950	314.33
11	000:00:10	4381	348.63
12	000:00:11	4843	385.39
13	000:00:12	5339	424.86
14	000:00:13	5778	459.80
15	000:00:14	6278	499.59
16	000:00:15	6732	535.72
17	000:00:16	7096	564.68
18	000:00:17	7344	584.42
19	000:00:18	7656	609.25
20	000:00:19	8004	636.94
21	000:00:20	8369	665.98
22	000:00:21	8714	693.44
23	000:00:22	9107	724.71
24	000:00:23	9523	757.82
25	000:00:24	9952	791.96
26	000:00:25	10400	827.61
27	000:00:26	10808	860.07
28	000:00:27	11267	896.60
29	000:00:28	11733	933.68
30	000:00:29	12205	971.24
31	000:00:30	12637	1,005.62
32	000:00:31	13115	1,043.66
33	000:00:32	13599	1,082.17
34	000:00:33	14044	1,117.59
35	000:00:34	14541	1,157.14
36	000:00:35	15037	1,196.61
37	000:00:36	15525	1,235.44
38	000:00:37	15966	1,270.53
39	000:00:38	16455	1,309.45
40	000:00:39	16939	1,347.96

HM Data Download - Concrete Test Results

READ #	TIME	LOAD	STRESS (PSI)
41	000:00:40	17424	1,386.56
42	000:00:41	17862	1,421.41
43	000:00:42	18343	1,459.69
44	000:00:43	18824	1,497.97
45	000:00:44	19306	1,536.32
46	000:00:45	19741	1,570.94
47	000:00:46	20220	1,609.06
48	000:00:47	20693	1,646.70
49	000:00:48	21170	1,684.66
50	000:00:49	21596	1,718.56
51	000:00:50	22059	1,755.40
52	000:00:51	22524	1,792.40
53	000:00:52	22983	1,828.93
54	000:00:53	23399	1,862.03
55	000:00:54	23855	1,898.32
56	000:00:55	24314	1,934.85
57	000:00:56	24770	1,971.13
58	000:00:57	25184	2,004.08
59	000:00:58	25640	2,040.37
60	000:00:59	26103	2,077.21
61	000:01:00	26562	2,113.74
62	000:01:01	26980	2,147.00
63	000:01:02	27442	2,183.76
64	000:01:03	27900	2,220.21
65	000:01:04	28359	2,256.74
66	000:01:05	28770	2,289.44
67	000:01:06	29219	2,325.17
68	000:01:07	29656	2,359.95
69	000:01:08	30080	2,393.69
70	000:01:09	30498	2,426.95
71	000:01:10	30871	2,456.64
72	000:01:11	31288	2,489.82
73	000:01:12	31701	2,522.69
74	000:01:13	32116	2,555.71
75	000:01:14	32488	2,585.31
76	000:01:15	32907	2,618.66
77	000:01:16	33324	2,651.84
78	000:01:17	33740	2,684.94

HM Data Download - Concrete Test Results

READ #	TIME	LOAD	STRESS (PSI)
79	000:01:18	34111	2,714.47
80	000:01:19	34532	2,747.97
81	000:01:20	34951	2,781.31
82	000:01:21	35372	2,814.81
83	000:01:22	35747	2,844.66
84	000:01:23	36166	2,878.00
85	000:01:24	36579	2,910.86
86	000:01:25	36995	2,943.97
87	000:01:26	37365	2,973.41
88	000:01:27	37770	3,005.64
89	000:01:28	38176	3,037.95
90	000:01:29	38576	3,069.78
91	000:01:30	38938	3,098.59
92	000:01:31	39341	3,130.66
93	000:01:32	39736	3,162.09
94	000:01:33	40130	3,193.44
95	000:01:34	40489	3,222.01
96	000:01:35	40869	3,252.25
97	000:01:36	41245	3,282.17
98	000:01:37	41577	3,308.59
99	000:01:38	41940	3,337.48
100	000:01:39	42301	3,366.21
101	000:01:40	42649	3,393.90
102	000:01:41	42958	3,418.49
103	000:01:42	43293	3,445.15
104	000:01:43	43614	3,470.69
105	000:01:44	43928	3,495.68
106	000:01:45	44200	3,517.32
107	000:01:46	44492	3,540.56
108	000:01:47	44764	3,562.21
109	000:01:48	45028	3,583.21
110	000:01:49	45305	3,605.26
111	000:01:50	45629	3,631.04
112	000:01:51	45905	3,653.00
113	000:01:52	45958	3,657.22
114	000:01:53	45266	3,602.15
115	000:01:53	32769	2,607.67

Concrete Test

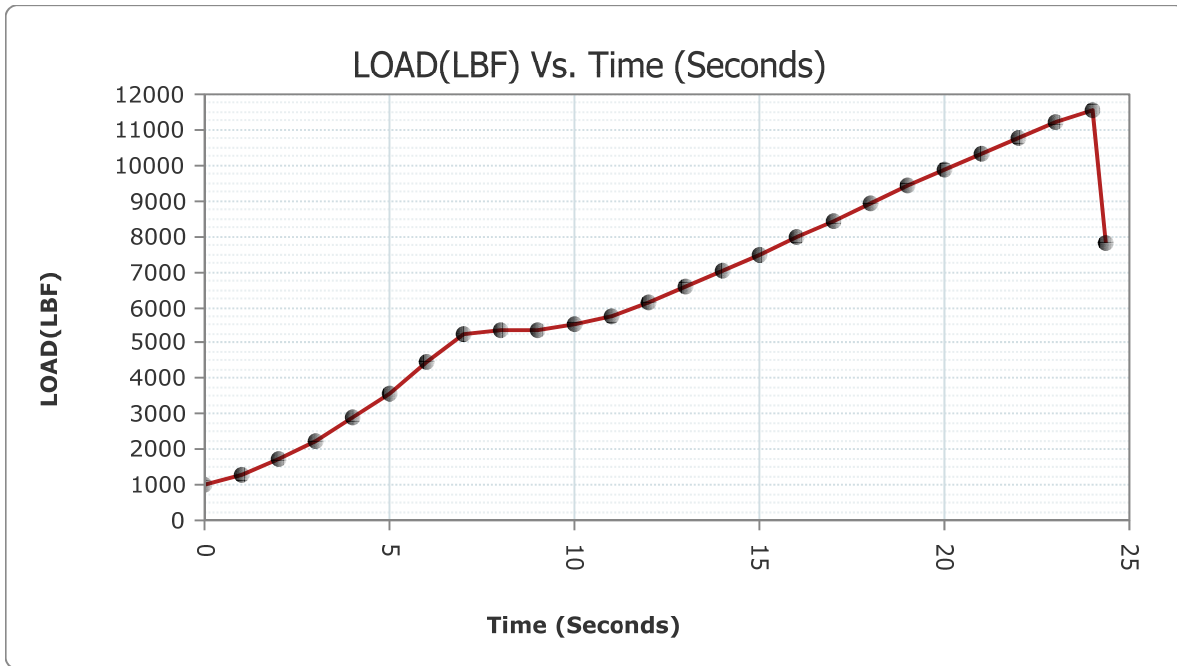
Sample Identification: O25_2

Machine ID: 6a127

Test Type: ASTM C39

5/15/2020

TYPE	PEAK VALUES	UNITS
LOAD	11585	LBF
Diameter	4.00	IN
Length	8.00	IN
Cross-Sectional Area	12.57	IN ²
Sample Age	0.0	day(s)
Corrected Stress	921.91	PSI
Average Pace Rate	456.80	LBF
Fracture Type	Type 3	
Correction Factor	1.000	
Temperature @ START	85.0	°F
Temperature @ FINISH	84.9	°F



READ #	TIME	LOAD	STRESS (PSI)
1	000:00:00	1015	80.77
2	000:00:01	1300	103.45

HM Data Download - Concrete Test Results

READ #	TIME	LOAD	STRESS (PSI)
3	000:00:02	1715	136.48
4	000:00:03	2246	178.73
5	000:00:04	2910	231.57
6	000:00:05	3589	285.60
7	000:00:06	4443	353.56
8	000:00:07	5249	417.70
9	000:00:08	5354	426.06
10	000:00:09	5378	427.97
11	000:00:10	5498	437.52
12	000:00:11	5731	456.06
13	000:00:12	6167	490.75
14	000:00:13	6559	521.95
15	000:00:14	7027	559.19
16	000:00:15	7505	597.23
17	000:00:16	7997	636.38
18	000:00:17	8440	671.63
19	000:00:18	8938	711.26
20	000:00:19	9423	749.86
21	000:00:20	9895	787.42
22	000:00:21	10313	820.68
23	000:00:22	10767	856.81
24	000:00:23	11213	892.30
25	000:00:24	11534	917.85
26	000:00:24	7837	623.65

Concrete Test

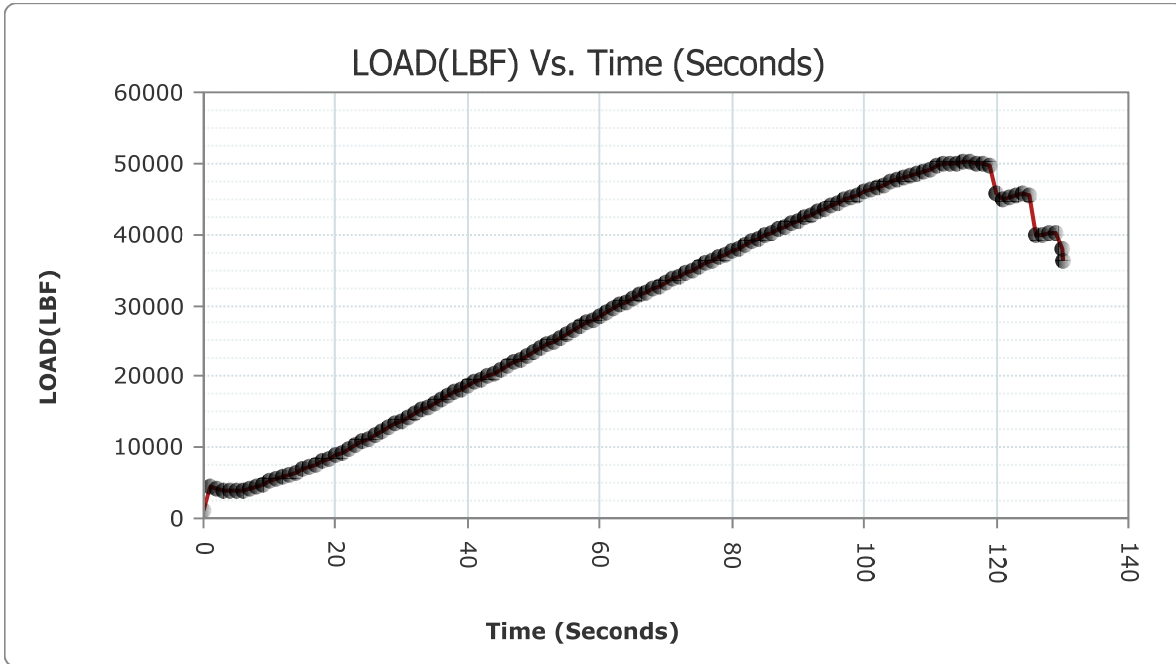
Sample Identification: O25_3

Machine ID: 6a127

Test Type: ASTM C39

5/15/2020

TYPE	PEAK VALUES	UNITS
LOAD	50108	LBF
Diameter	4.00	IN
Length	8.00	IN
Cross-Sectional Area	12.57	IN ²
Sample Age	0.0	day(s)
Corrected Stress	3987.49	PSI
Average Pace Rate	202.34	LBF
Fracture Type	Type 1	
Correction Factor	1.000	
Temperature @ START	84.9	°F
Temperature @ FINISH	84.6	°F



READ #	TIME	LOAD	STRESS (PSI)
1	000:00:00	1086	86.42
2	000:00:01	4417	351.49

HM Data Download - Concrete Test Results

READ #	TIME	LOAD	STRESS (PSI)
3	000:00:02	4156	330.72
4	000:00:03	4034	321.02
5	000:00:04	3943	313.77
6	000:00:05	3915	311.55
7	000:00:06	3956	314.81
8	000:00:07	4125	328.26
9	000:00:08	4456	354.60
10	000:00:09	4855	386.35
11	000:00:10	5224	415.71
12	000:00:11	5562	442.61
13	000:00:12	5888	468.55
14	000:00:13	6183	492.03
15	000:00:14	6519	518.77
16	000:00:15	6868	546.54
17	000:00:16	7240	576.14
18	000:00:17	7595	604.39
19	000:00:18	8007	637.18
20	000:00:19	8433	671.08
21	000:00:20	8874	706.17
22	000:00:21	9289	739.20
23	000:00:22	9784	778.59
24	000:00:23	10309	820.36
25	000:00:24	10814	860.55
26	000:00:25	11261	896.12
27	000:00:26	11760	935.83
28	000:00:27	12260	975.62
29	000:00:28	12765	1,015.81
30	000:00:29	13274	1,056.31
31	000:00:30	13735	1,093.00
32	000:00:31	14247	1,133.74
33	000:00:32	14764	1,174.88
34	000:00:33	15283	1,216.18
35	000:00:34	15754	1,253.66
36	000:00:35	16279	1,295.44
37	000:00:36	16793	1,336.34
38	000:00:37	17295	1,376.29
39	000:00:38	17737	1,411.47
40	000:00:39	18204	1,448.63

HM Data Download - Concrete Test Results

READ #	TIME	LOAD	STRESS (PSI)
41	000:00:40	18675	1,486.11
42	000:00:41	19132	1,522.48
43	000:00:42	19553	1,555.98
44	000:00:43	20027	1,593.70
45	000:00:44	20511	1,632.21
46	000:00:45	20963	1,668.18
47	000:00:46	21458	1,707.57
48	000:00:47	21962	1,747.68
49	000:00:48	22465	1,787.71
50	000:00:49	22928	1,824.55
51	000:00:50	23443	1,865.53
52	000:00:51	23963	1,906.91
53	000:00:52	24485	1,948.45
54	000:00:53	24959	1,986.17
55	000:00:54	25485	2,028.03
56	000:00:55	26015	2,070.21
57	000:00:56	26541	2,112.07
58	000:00:57	26998	2,148.43
59	000:00:58	27510	2,189.18
60	000:00:59	28027	2,230.32
61	000:01:00	28542	2,271.30
62	000:01:01	29004	2,308.06
63	000:01:02	29513	2,348.57
64	000:01:03	30009	2,388.04
65	000:01:04	30497	2,426.87
66	000:01:05	30935	2,461.73
67	000:01:06	31419	2,500.24
68	000:01:07	31897	2,538.28
69	000:01:08	32366	2,575.60
70	000:01:09	32786	2,609.03
71	000:01:10	33254	2,646.27
72	000:01:11	33714	2,682.87
73	000:01:12	34162	2,718.53
74	000:01:13	34568	2,750.83
75	000:01:14	35020	2,786.80
76	000:01:15	35472	2,822.77
77	000:01:16	35920	2,858.42
78	000:01:17	36329	2,890.97

HM Data Download - Concrete Test Results

READ #	TIME	LOAD	STRESS (PSI)
79	000:01:18	36779	2,926.78
80	000:01:19	37228	2,962.51
81	000:01:20	37675	2,998.08
82	000:01:21	38078	3,030.15
83	000:01:22	38522	3,065.48
84	000:01:23	38965	3,100.74
85	000:01:24	39410	3,136.15
86	000:01:25	39805	3,167.58
87	000:01:26	40246	3,202.67
88	000:01:27	40678	3,237.05
89	000:01:28	41112	3,271.59
90	000:01:29	41546	3,306.13
91	000:01:30	41932	3,336.84
92	000:01:31	42360	3,370.90
93	000:01:32	42782	3,404.48
94	000:01:33	43204	3,438.07
95	000:01:34	43581	3,468.07
96	000:01:35	43990	3,500.61
97	000:01:36	44399	3,533.16
98	000:01:37	44803	3,565.31
99	000:01:38	45159	3,593.64
100	000:01:39	45554	3,625.07
101	000:01:40	45937	3,655.55
102	000:01:41	46311	3,685.31
103	000:01:42	46644	3,711.81
104	000:01:43	47004	3,740.46
105	000:01:44	47363	3,769.03
106	000:01:45	47714	3,796.96
107	000:01:46	48012	3,820.67
108	000:01:47	48303	3,843.83
109	000:01:48	48573	3,865.32
110	000:01:49	48805	3,883.78
111	000:01:50	49191	3,914.50
112	000:01:51	49568	3,944.50
113	000:01:52	49830	3,965.35
114	000:01:53	49991	3,978.16
115	000:01:54	50079	3,985.16
116	000:01:55	50096	3,986.51

HM Data Download - Concrete Test Results

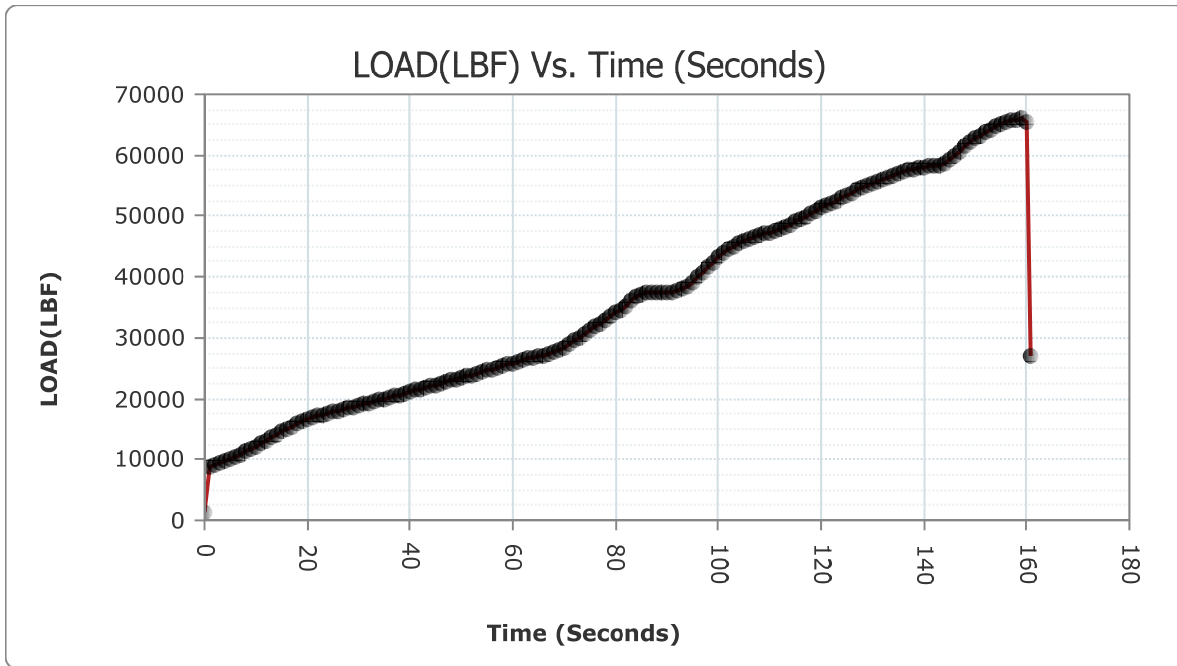
READ #	TIME	LOAD	STRESS (PSI)
117	000:01:56	50108	3,987.47
118	000:01:57	50042	3,982.22
119	000:01:58	49870	3,968.53
120	000:01:59	49550	3,943.06
121	000:02:00	45821	3,646.32
122	000:02:01	45014	3,582.10
123	000:02:02	45309	3,605.58
124	000:02:03	45587	3,627.70
125	000:02:04	45725	3,638.68
126	000:02:05	45567	3,626.11
127	000:02:06	39933	3,177.77
128	000:02:07	39923	3,176.97
129	000:02:08	40134	3,193.76
130	000:02:09	40272	3,204.74
131	000:02:10	37982	3,022.51
132	000:02:10	36412	2,897.57

Concrete Test

Sample Identification: O3_1
 Machine ID: 6a127

Test Type: ASTM C39
 5/15/2020

TYPE	PEAK VALUES	UNITS
LOAD	66025	LBF
Diameter	4.00	IN
Length	8.00	IN
Cross-Sectional Area	12.57	IN ²
Sample Age	0.0	day(s)
Corrected Stress	5254.07	PSI
Average Pace Rate	411.54	LBF
Fracture Type	Type 1	
Correction Factor	1.000	
Temperature @ START	83.2	°F
Temperature @ FINISH	83.0	°F



READ #	TIME	LOAD	STRESS (PSI)
1	000:00:00	1309	104.17
2	000:00:01	8757	696.86

HM Data Download - Concrete Test Results

READ #	TIME	LOAD	STRESS (PSI)
3	000:00:02	8982	714.76
4	000:00:03	9324	741.98
5	000:00:04	9702	772.06
6	000:00:05	10061	800.63
7	000:00:06	10467	832.94
8	000:00:07	10888	866.44
9	000:00:08	11322	900.98
10	000:00:09	11716	932.33
11	000:00:10	12166	968.14
12	000:00:11	12623	1,004.51
13	000:00:12	13088	1,041.51
14	000:00:13	13525	1,076.29
15	000:00:14	14017	1,115.44
16	000:00:15	14518	1,155.31
17	000:00:16	15026	1,195.73
18	000:00:17	15463	1,230.51
19	000:00:18	15916	1,266.56
20	000:00:19	16331	1,299.58
21	000:00:20	16694	1,328.47
22	000:00:21	16971	1,350.51
23	000:00:22	17184	1,367.46
24	000:00:23	17393	1,384.09
25	000:00:24	17590	1,399.77
26	000:00:25	17803	1,416.72
27	000:00:26	18019	1,433.91
28	000:00:27	18241	1,451.57
29	000:00:28	18440	1,467.41
30	000:00:29	18660	1,484.92
31	000:00:30	18885	1,502.82
32	000:00:31	19108	1,520.57
33	000:00:32	19311	1,536.72
34	000:00:33	19540	1,554.94
35	000:00:34	19763	1,572.69
36	000:00:35	19994	1,591.07
37	000:00:36	20223	1,609.30
38	000:00:37	20431	1,625.85
39	000:00:38	20661	1,644.15
40	000:00:39	20895	1,662.77

HM Data Download - Concrete Test Results

READ #	TIME	LOAD	STRESS (PSI)
41	000:00:40	21128	1,681.31
42	000:00:41	21340	1,698.18
43	000:00:42	21575	1,716.88
44	000:00:43	21811	1,735.66
45	000:00:44	22048	1,754.52
46	000:00:45	22259	1,771.31
47	000:00:46	22499	1,790.41
48	000:00:47	22737	1,809.35
49	000:00:48	22979	1,828.61
50	000:00:49	23195	1,845.80
51	000:00:50	23436	1,864.98
52	000:00:51	23677	1,884.16
53	000:00:52	23922	1,903.65
54	000:00:53	24139	1,920.92
55	000:00:54	24386	1,940.58
56	000:00:55	24629	1,959.91
57	000:00:56	24876	1,979.57
58	000:00:57	25097	1,997.16
59	000:00:58	25345	2,016.89
60	000:00:59	25593	2,036.63
61	000:01:00	25838	2,056.12
62	000:01:01	26063	2,074.03
63	000:01:02	26312	2,093.84
64	000:01:03	26561	2,113.66
65	000:01:04	26808	2,133.31
66	000:01:05	27023	2,150.42
67	000:01:06	27145	2,160.13
68	000:01:07	27225	2,166.50
69	000:01:08	27534	2,191.09
70	000:01:09	27920	2,221.80
71	000:01:10	28440	2,263.18
72	000:01:11	29001	2,307.83
73	000:01:12	29573	2,353.34
74	000:01:13	30093	2,394.72
75	000:01:14	30676	2,441.12
76	000:01:15	31257	2,487.35
77	000:01:16	31835	2,533.35
78	000:01:17	32360	2,575.13

HM Data Download - Concrete Test Results

READ #	TIME	LOAD	STRESS (PSI)
79	000:01:18	32940	2,621.28
80	000:01:19	33517	2,667.20
81	000:01:20	34062	2,710.57
82	000:01:21	34571	2,751.07
83	000:01:22	35295	2,808.69
84	000:01:23	36095	2,872.35
85	000:01:24	36787	2,927.42
86	000:01:25	37192	2,959.65
87	000:01:26	37442	2,979.54
88	000:01:27	37477	2,982.32
89	000:01:28	37479	2,982.48
90	000:01:29	37477	2,982.32
91	000:01:30	37500	2,984.16
92	000:01:31	37591	2,991.40
93	000:01:32	37768	3,005.48
94	000:01:33	38064	3,029.04
95	000:01:34	38492	3,063.10
96	000:01:35	39093	3,110.92
97	000:01:36	39943	3,178.56
98	000:01:37	40766	3,244.06
99	000:01:38	41606	3,310.90
100	000:01:39	42410	3,374.88
101	000:01:40	43211	3,438.62
102	000:01:41	43873	3,491.30
103	000:01:42	44481	3,539.69
104	000:01:43	45025	3,582.98
105	000:01:44	45494	3,620.30
106	000:01:45	45903	3,652.84
107	000:01:46	46350	3,688.42
108	000:01:47	46707	3,716.82
109	000:01:48	46950	3,736.16
110	000:01:49	47137	3,751.04
111	000:01:50	47346	3,767.68
112	000:01:51	47581	3,786.38
113	000:01:52	47855	3,808.18
114	000:01:53	48155	3,832.05
115	000:01:54	48571	3,865.16
116	000:01:55	49026	3,901.37

HM Data Download - Concrete Test Results

READ #	TIME	LOAD	STRESS (PSI)
117	000:01:56	49490	3,938.29
118	000:01:57	49913	3,971.95
119	000:01:58	50374	4,008.64
120	000:01:59	50829	4,044.84
121	000:02:00	51291	4,081.61
122	000:02:01	51689	4,113.28
123	000:02:02	52128	4,148.21
124	000:02:03	52562	4,182.75
125	000:02:04	52997	4,217.37
126	000:02:05	53386	4,248.32
127	000:02:06	53815	4,282.46
128	000:02:07	54240	4,316.28
129	000:02:08	54666	4,350.18
130	000:02:09	55044	4,380.26
131	000:02:10	55417	4,409.94
132	000:02:11	55764	4,437.56
133	000:02:12	56090	4,463.50
134	000:02:13	56387	4,487.13
135	000:02:14	56709	4,512.76
136	000:02:15	56995	4,535.52
137	000:02:16	57275	4,557.80
138	000:02:17	57519	4,577.22
139	000:02:18	57757	4,596.16
140	000:02:19	57942	4,610.88
141	000:02:20	58063	4,620.51
142	000:02:21	58140	4,626.63
143	000:02:22	58183	4,630.06
144	000:02:23	58194	4,630.93
145	000:02:24	58613	4,664.27
146	000:02:25	59157	4,707.56
147	000:02:26	59878	4,764.94
148	000:02:27	60665	4,827.57
149	000:02:28	61431	4,888.52
150	000:02:29	62090	4,940.97
151	000:02:30	62748	4,993.33
152	000:02:31	63295	5,036.86
153	000:02:32	63822	5,078.79
154	000:02:33	64257	5,113.41

HM Data Download - Concrete Test Results

READ #	TIME	LOAD	STRESS (PSI)
155	000:02:34	64694	5,148.19
156	000:02:35	65075	5,178.50
157	000:02:36	65392	5,203.73
158	000:02:37	65650	5,224.26
159	000:02:38	65863	5,241.21
160	000:02:39	66001	5,252.19
161	000:02:40	65578	5,218.53
162	000:02:40	26971	2,146.28

Concrete Test

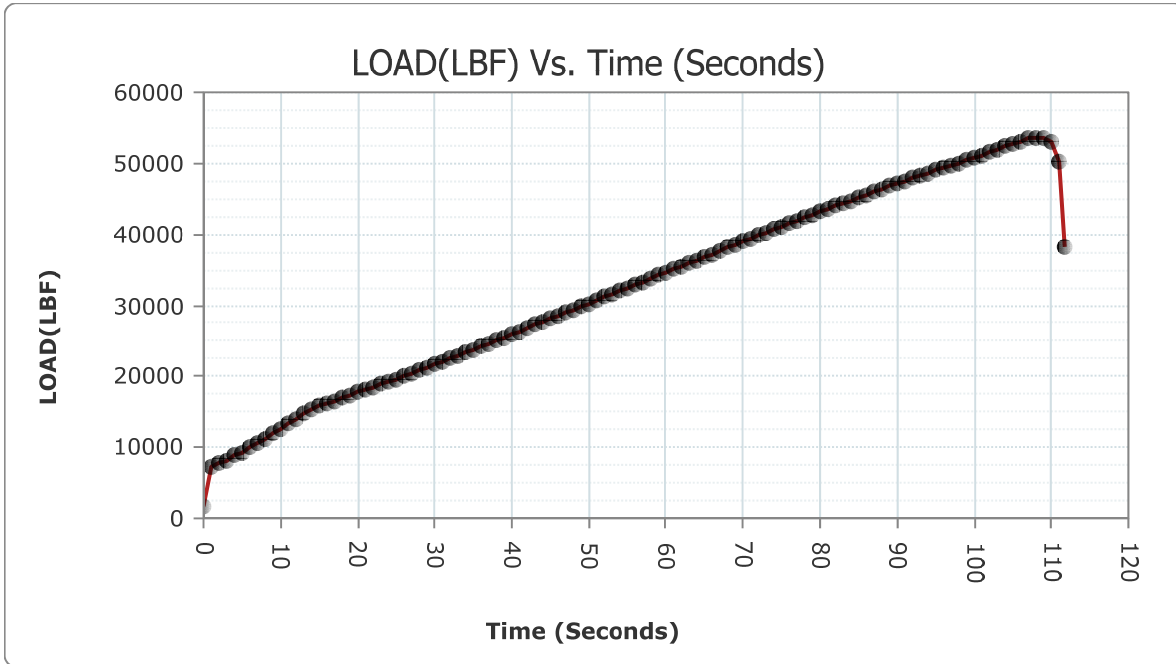
Sample Identification: O3_2

Machine ID: 6a127

Test Type: ASTM C39

5/15/2020

TYPE	PEAK VALUES	UNITS
LOAD	53591	LBF
Diameter	4.00	IN
Length	8.00	IN
Cross-Sectional Area	12.57	IN ²
Sample Age	0.0	day(s)
Corrected Stress	4264.63	PSI
Average Pace Rate	410.31	LBF
Fracture Type	Type 1	
Correction Factor	1.000	
Temperature @ START	83.0	°F
Temperature @ FINISH	83.2	°F



READ #	TIME	LOAD	STRESS (PSI)
1	000:00:00	1688	134.33
2	000:00:01	7285	579.72

HM Data Download - Concrete Test Results

READ #	TIME	LOAD	STRESS (PSI)
3	000:00:02	7701	612.83
4	000:00:03	8225	654.52
5	000:00:04	8791	699.57
6	000:00:05	9329	742.38
7	000:00:06	9948	791.64
8	000:00:07	10595	843.12
9	000:00:08	11265	896.44
10	000:00:09	11890	946.18
11	000:00:10	12602	1,002.84
12	000:00:11	13330	1,060.77
13	000:00:12	14078	1,120.29
14	000:00:13	14769	1,175.28
15	000:00:14	15367	1,222.87
16	000:00:15	15835	1,260.11
17	000:00:16	16209	1,289.87
18	000:00:17	16594	1,320.51
19	000:00:18	16983	1,351.46
20	000:00:19	17380	1,383.06
21	000:00:20	17740	1,411.70
22	000:00:21	18141	1,443.61
23	000:00:22	18511	1,473.06
24	000:00:23	18892	1,503.38
25	000:00:24	19249	1,531.79
26	000:00:25	19652	1,563.86
27	000:00:26	20066	1,596.80
28	000:00:27	20490	1,630.54
29	000:00:28	20911	1,664.04
30	000:00:29	21292	1,694.36
31	000:00:30	21719	1,728.34
32	000:00:31	22147	1,762.40
33	000:00:32	22578	1,796.70
34	000:00:33	22965	1,827.50
35	000:00:34	23397	1,861.87
36	000:00:35	23831	1,896.41
37	000:00:36	24264	1,930.87
38	000:00:37	24655	1,961.98
39	000:00:38	25094	1,996.92
40	000:00:39	25533	2,031.85

HM Data Download - Concrete Test Results

READ #	TIME	LOAD	STRESS (PSI)
41	000:00:40	25973	2,066.87
42	000:00:41	26366	2,098.14
43	000:00:42	26808	2,133.31
44	000:00:43	27249	2,168.41
45	000:00:44	27695	2,203.90
46	000:00:45	28094	2,235.65
47	000:00:46	28538	2,270.98
48	000:00:47	28981	2,306.23
49	000:00:48	29427	2,341.73
50	000:00:49	29830	2,373.80
51	000:00:50	30274	2,409.13
52	000:00:51	30722	2,444.78
53	000:00:52	31169	2,480.35
54	000:00:53	31572	2,512.42
55	000:00:54	32019	2,547.99
56	000:00:55	32464	2,583.40
57	000:00:56	32913	2,619.13
58	000:00:57	33315	2,651.12
59	000:00:58	33762	2,686.69
60	000:00:59	34208	2,722.19
61	000:01:00	34654	2,757.68
62	000:01:01	35054	2,789.51
63	000:01:02	35499	2,824.92
64	000:01:03	35944	2,860.33
65	000:01:04	36389	2,895.74
66	000:01:05	36787	2,927.42
67	000:01:06	37230	2,962.67
68	000:01:07	37671	2,997.76
69	000:01:08	38112	3,032.86
70	000:01:09	38507	3,064.29
71	000:01:10	38949	3,099.46
72	000:01:11	39383	3,134.00
73	000:01:12	39822	3,168.93
74	000:01:13	40229	3,201.32
75	000:01:14	40665	3,236.02
76	000:01:15	41097	3,270.40
77	000:01:16	41482	3,301.03
78	000:01:17	41912	3,335.25

HM Data Download - Concrete Test Results

READ #	TIME	LOAD	STRESS (PSI)
79	000:01:18	42341	3,369.39
80	000:01:19	42765	3,403.13
81	000:01:20	43144	3,433.29
82	000:01:21	43567	3,466.95
83	000:01:22	43984	3,500.14
84	000:01:23	44398	3,533.08
85	000:01:24	44771	3,562.76
86	000:01:25	45182	3,595.47
87	000:01:26	45592	3,628.10
88	000:01:27	45996	3,660.25
89	000:01:28	46355	3,688.81
90	000:01:29	46754	3,720.57
91	000:01:30	47148	3,751.92
92	000:01:31	47541	3,783.19
93	000:01:32	47888	3,810.81
94	000:01:33	48273	3,841.44
95	000:01:34	48649	3,871.36
96	000:01:35	49022	3,901.05
97	000:01:36	49354	3,927.47
98	000:01:37	49713	3,956.03
99	000:01:38	50069	3,984.36
100	000:01:39	50418	4,012.14
101	000:01:40	50724	4,036.49
102	000:01:41	51102	4,066.57
103	000:01:42	51531	4,100.71
104	000:01:43	51980	4,136.44
105	000:01:44	52382	4,168.43
106	000:01:45	52793	4,201.13
107	000:01:46	53152	4,229.70
108	000:01:47	53446	4,253.10
109	000:01:48	53573	4,263.20
110	000:01:49	53548	4,261.21
111	000:01:50	52913	4,210.68
112	000:01:51	50149	3,990.73
113	000:01:51	38340	3,051.00

Concrete Test

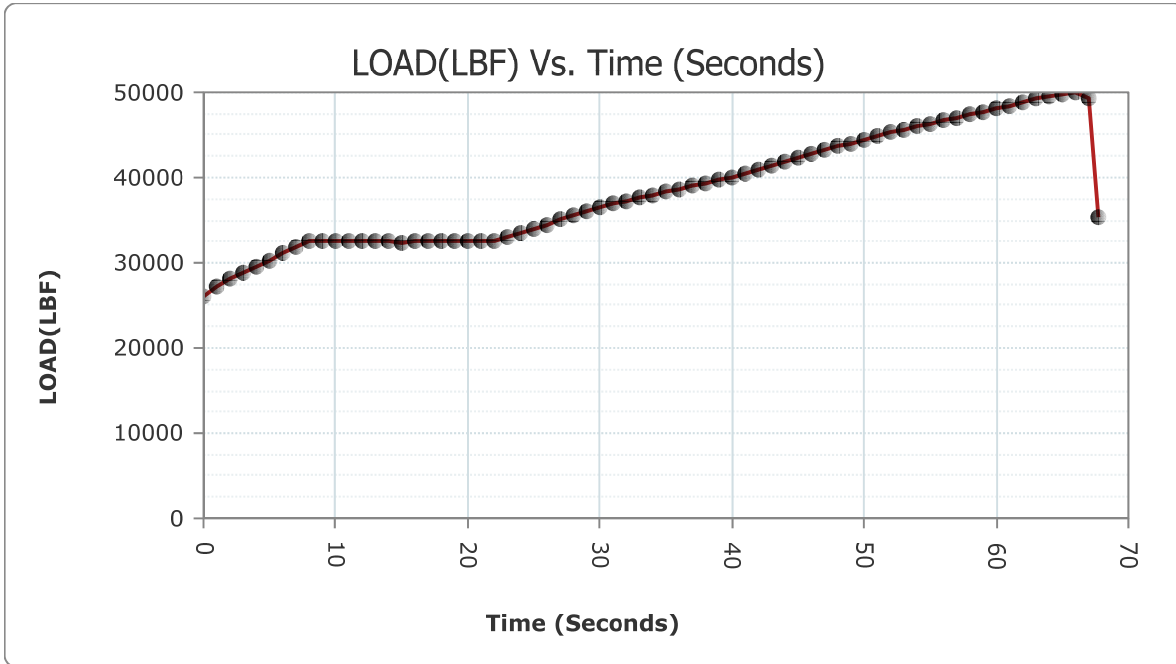
Sample Identification: O3_3

Machine ID: 6a127

Test Type: ASTM C39

5/15/2020

TYPE	PEAK VALUES	UNITS
LOAD	49919	LBF
Diameter	4.00	IN
Length	8.00	IN
Cross-Sectional Area	12.57	IN ²
Sample Age	0.0	day(s)
Corrected Stress	3972.43	PSI
Average Pace Rate	0.00	LBF
Fracture Type	Type 1	
Correction Factor	1.000	
Temperature @ START	83.2	°F
Temperature @ FINISH	83.2	°F



READ #	TIME	LOAD	STRESS (PSI)
1	000:00:00	25992	2,068.38
2	000:00:01	27248	2,168.33

HM Data Download - Concrete Test Results

READ #	TIME	LOAD	STRESS (PSI)
3	000:00:02	28030	2,230.56
4	000:00:03	28822	2,293.58
5	000:00:04	29529	2,349.84
6	000:00:05	30319	2,412.71
7	000:00:06	31108	2,475.50
8	000:00:07	31900	2,538.52
9	000:00:08	32517	2,587.62
10	000:00:09	32560	2,591.04
11	000:00:10	32524	2,588.18
12	000:00:11	32508	2,586.90
13	000:00:12	32502	2,586.43
14	000:00:13	32482	2,584.84
15	000:00:14	32461	2,583.16
16	000:00:15	32441	2,581.57
17	000:00:16	32451	2,582.37
18	000:00:17	32466	2,583.56
19	000:00:18	32462	2,583.24
20	000:00:19	32451	2,582.37
21	000:00:20	32446	2,581.97
22	000:00:21	32450	2,582.29
23	000:00:22	32581	2,592.71
24	000:00:23	32970	2,623.67
25	000:00:24	33446	2,661.55
26	000:00:25	33931	2,700.14
27	000:00:26	34472	2,743.19
28	000:00:27	35007	2,785.77
29	000:00:28	35545	2,828.58
30	000:00:29	36015	2,865.98
31	000:00:30	36475	2,902.59
32	000:00:31	36892	2,935.77
33	000:00:32	37280	2,966.65
34	000:00:33	37611	2,992.99
35	000:00:34	37973	3,021.80
36	000:00:35	38332	3,050.36
37	000:00:36	38692	3,079.01
38	000:00:37	39019	3,105.03
39	000:00:38	39376	3,133.44
40	000:00:39	39736	3,162.09

HM Data Download - Concrete Test Results

READ #	TIME	LOAD	STRESS (PSI)
41	000:00:40	40100	3,191.06
42	000:00:41	40437	3,217.87
43	000:00:42	40849	3,250.66
44	000:00:43	41314	3,287.66
45	000:00:44	41799	3,326.26
46	000:00:45	42249	3,362.07
47	000:00:46	42743	3,401.38
48	000:00:47	43215	3,438.94
49	000:00:48	43660	3,474.35
50	000:00:49	44060	3,506.18
51	000:00:50	44493	3,540.64
52	000:00:51	44895	3,572.63
53	000:00:52	45286	3,603.75
54	000:00:53	45631	3,631.20
55	000:00:54	46015	3,661.76
56	000:00:55	46388	3,691.44
57	000:00:56	46756	3,720.72
58	000:00:57	47079	3,746.43
59	000:00:58	47430	3,774.36
60	000:00:59	47768	3,801.26
61	000:01:00	48102	3,827.84
62	000:01:01	48389	3,850.67
63	000:01:02	48794	3,882.90
64	000:01:03	49221	3,916.88
65	000:01:04	49592	3,946.41
66	000:01:05	49841	3,966.22
67	000:01:06	49906	3,971.39
68	000:01:07	49251	3,919.27
69	000:01:07	35379	2,815.37

Concrete Test

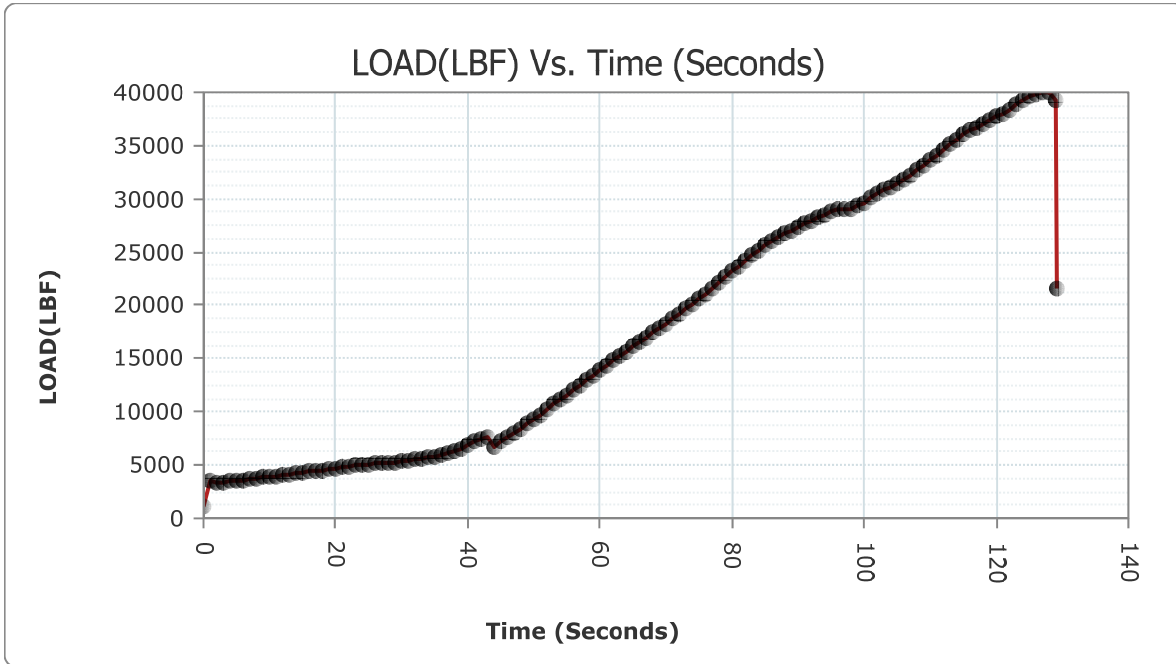
Sample Identification: 035_1

Machine ID: 6a127

Test Type: ASTM C39

5/15/2020

TYPE	PEAK VALUES	UNITS
LOAD	40025	LBF
Diameter	4.00	IN
Length	8.00	IN
Cross-Sectional Area	12.57	IN ²
Sample Age	0.0	day(s)
Corrected Stress	3185.09	PSI
Average Pace Rate	379.44	LBF
Fracture Type	Type 1	
Correction Factor	1.000	
Temperature @ START	82.4	°F
Temperature @ FINISH	82.5	°F



READ #	TIME	LOAD	STRESS (PSI)
1	000:00:00	1158	92.15
2	000:00:01	3502	278.68

HM Data Download - Concrete Test Results

READ #	TIME	LOAD	STRESS (PSI)
3	000:00:02	3405	270.96
4	000:00:03	3424	272.47
5	000:00:04	3473	276.37
6	000:00:05	3527	280.67
7	000:00:06	3596	286.16
8	000:00:07	3671	292.13
9	000:00:08	3749	298.34
10	000:00:09	3819	303.91
11	000:00:10	3899	310.27
12	000:00:11	3980	316.72
13	000:00:12	4065	323.48
14	000:00:13	4139	329.37
15	000:00:14	4218	335.66
16	000:00:15	4300	342.18
17	000:00:16	4380	348.55
18	000:00:17	4456	354.60
19	000:00:18	4541	361.36
20	000:00:19	4623	367.89
21	000:00:20	4702	374.17
22	000:00:21	4779	380.30
23	000:00:22	4855	386.35
24	000:00:23	4939	393.03
25	000:00:24	5018	399.32
26	000:00:25	5088	404.89
27	000:00:26	5145	409.43
28	000:00:27	5217	415.16
29	000:00:28	5271	419.45
30	000:00:29	5300	421.76
31	000:00:30	5336	424.63
32	000:00:31	5418	431.15
33	000:00:32	5545	441.26
34	000:00:33	5659	450.33
35	000:00:34	5707	454.15
36	000:00:35	5795	461.15
37	000:00:36	5885	468.31
38	000:00:37	6108	486.06
39	000:00:38	6334	504.04
40	000:00:39	6590	524.42

HM Data Download - Concrete Test Results

READ #	TIME	LOAD	STRESS (PSI)
41	000:00:40	6875	547.10
42	000:00:41	7165	570.17
43	000:00:42	7400	588.87
44	000:00:43	7592	604.15
45	000:00:44	6755	537.55
46	000:00:45	7200	572.96
47	000:00:46	7600	604.79
48	000:00:47	8019	638.13
49	000:00:48	8435	671.24
50	000:00:49	8866	705.53
51	000:00:50	9273	737.92
52	000:00:51	9745	775.48
53	000:00:52	10223	813.52
54	000:00:53	10710	852.27
55	000:00:54	11126	885.38
56	000:00:55	11570	920.71
57	000:00:56	12050	958.91
58	000:00:57	12503	994.96
59	000:00:58	12998	1,034.35
60	000:00:59	13469	1,071.83
61	000:01:00	13934	1,108.83
62	000:01:01	14378	1,144.16
63	000:01:02	14838	1,180.77
64	000:01:03	15247	1,213.32
65	000:01:04	15667	1,246.74
66	000:01:05	16120	1,282.79
67	000:01:06	16547	1,316.77
68	000:01:07	17006	1,353.29
69	000:01:08	17455	1,389.02
70	000:01:09	17868	1,421.89
71	000:01:10	18315	1,457.46
72	000:01:11	18787	1,495.02
73	000:01:12	19252	1,532.03
74	000:01:13	19708	1,568.31
75	000:01:14	20126	1,601.58
76	000:01:15	20605	1,639.69
77	000:01:16	21101	1,679.16
78	000:01:17	21631	1,721.34

HM Data Download - Concrete Test Results

READ #	TIME	LOAD	STRESS (PSI)
79	000:01:18	22111	1,759.54
80	000:01:19	22641	1,801.71
81	000:01:20	23186	1,845.08
82	000:01:21	23702	1,886.15
83	000:01:22	24158	1,922.43
84	000:01:23	24671	1,963.26
85	000:01:24	25170	2,002.96
86	000:01:25	25646	2,040.84
87	000:01:26	26021	2,070.69
88	000:01:27	26392	2,100.21
89	000:01:28	26716	2,125.99
90	000:01:29	27041	2,151.85
91	000:01:30	27336	2,175.33
92	000:01:31	27674	2,202.23
93	000:01:32	27947	2,223.95
94	000:01:33	28238	2,247.11
95	000:01:34	28504	2,268.28
96	000:01:35	28766	2,289.13
97	000:01:36	28954	2,304.09
98	000:01:37	28948	2,303.61
99	000:01:38	29083	2,314.35
100	000:01:39	29382	2,338.15
101	000:01:40	29673	2,361.30
102	000:01:41	30087	2,394.25
103	000:01:42	30448	2,422.97
104	000:01:43	30793	2,450.43
105	000:01:44	31150	2,478.84
106	000:01:45	31486	2,505.58
107	000:01:46	31825	2,532.55
108	000:01:47	32258	2,567.01
109	000:01:48	32689	2,601.31
110	000:01:49	33171	2,639.66
111	000:01:50	33630	2,676.19
112	000:01:51	34122	2,715.34
113	000:01:52	34600	2,753.38
114	000:01:53	35105	2,793.57
115	000:01:54	35569	2,830.49
116	000:01:55	36055	2,869.17

HM Data Download - Concrete Test Results

READ #	TIME	LOAD	STRESS (PSI)
117	000:01:56	36422	2,898.37
118	000:01:57	36729	2,922.80
119	000:01:58	37066	2,949.62
120	000:01:59	37411	2,977.07
121	000:02:00	37728	3,002.30
122	000:02:01	38012	3,024.90
123	000:02:02	38395	3,055.38
124	000:02:03	38821	3,089.28
125	000:02:04	39244	3,122.94
126	000:02:05	39542	3,146.65
127	000:02:06	39818	3,168.62
128	000:02:07	39999	3,183.02
129	000:02:08	39971	3,180.79
130	000:02:09	39278	3,125.64
131	000:02:09	21528	1,713.14

Concrete Test

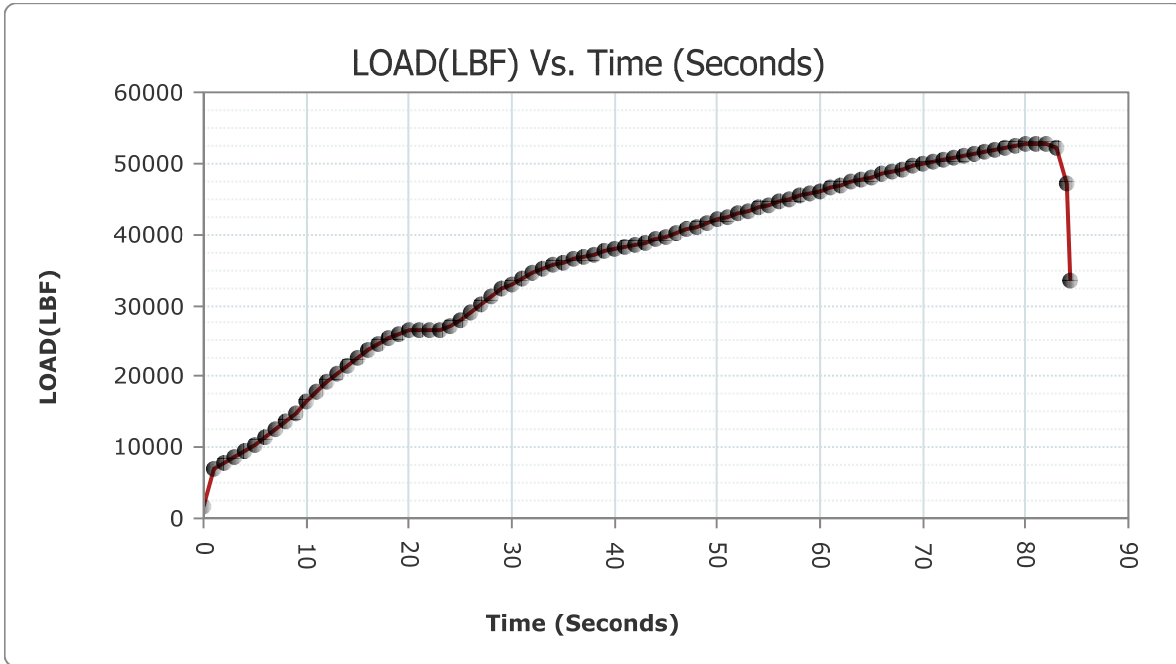
Sample Identification: O35_2

Machine ID: 6a127

Test Type: ASTM C39

5/15/2020

TYPE	PEAK VALUES	UNITS
LOAD	52858	LBF
Diameter	4.00	IN
Length	8.00	IN
Cross-Sectional Area	12.57	IN ²
Sample Age	0.0	day(s)
Corrected Stress	4206.32	PSI
Average Pace Rate	436.76	LBF
Fracture Type	Type 1	
Correction Factor	1.000	
Temperature @ START	82.4	°F
Temperature @ FINISH	82.4	°F



READ #	TIME	LOAD	STRESS (PSI)
1	000:00:00	1601	127.40
2	000:00:01	6929	551.39

HM Data Download - Concrete Test Results

READ #	TIME	LOAD	STRESS (PSI)
3	000:00:02	7710	613.54
4	000:00:03	8591	683.65
5	000:00:04	9539	759.09
6	000:00:05	10444	831.11
7	000:00:06	11492	914.50
8	000:00:07	12591	1,001.96
9	000:00:08	13734	1,092.92
10	000:00:09	14910	1,186.50
11	000:00:10	16326	1,299.18
12	000:00:11	17786	1,415.36
13	000:00:12	19247	1,531.63
14	000:00:13	20341	1,618.69
15	000:00:14	21558	1,715.53
16	000:00:15	22744	1,809.91
17	000:00:16	23778	1,892.19
18	000:00:17	24542	1,952.99
19	000:00:18	25300	2,013.31
20	000:00:19	26058	2,073.63
21	000:00:20	26449	2,104.74
22	000:00:21	26427	2,102.99
23	000:00:22	26432	2,103.39
24	000:00:23	26520	2,110.39
25	000:00:24	27176	2,162.60
26	000:00:25	27990	2,227.37
27	000:00:26	29095	2,315.31
28	000:00:27	30263	2,408.25
29	000:00:28	31384	2,497.46
30	000:00:29	32267	2,567.73
31	000:00:30	33068	2,631.47
32	000:00:31	33875	2,695.69
33	000:00:32	34520	2,747.01
34	000:00:33	35102	2,793.33
35	000:00:34	35601	2,833.04
36	000:00:35	36057	2,869.32
37	000:00:36	36467	2,901.95
38	000:00:37	36881	2,934.90
39	000:00:38	37215	2,961.48
40	000:00:39	37555	2,988.53

HM Data Download - Concrete Test Results

READ #	TIME	LOAD	STRESS (PSI)
41	000:00:40	37860	3,012.80
42	000:00:41	38200	3,039.86
43	000:00:42	38541	3,067.00
44	000:00:43	38897	3,095.32
45	000:00:44	39286	3,126.28
46	000:00:45	39755	3,163.60
47	000:00:46	40258	3,203.63
48	000:00:47	40726	3,240.87
49	000:00:48	41134	3,273.34
50	000:00:49	41582	3,308.99
51	000:00:50	42026	3,344.32
52	000:00:51	42467	3,379.42
53	000:00:52	42863	3,410.93
54	000:00:53	43295	3,445.31
55	000:00:54	43725	3,479.52
56	000:00:55	44153	3,513.58
57	000:00:56	44575	3,547.17
58	000:00:57	44955	3,577.41
59	000:00:58	45379	3,611.15
60	000:00:59	45792	3,644.01
61	000:01:00	46165	3,673.69
62	000:01:01	46571	3,706.00
63	000:01:02	46976	3,738.23
64	000:01:03	47373	3,769.82
65	000:01:04	47731	3,798.31
66	000:01:05	48115	3,828.87
67	000:01:06	48495	3,859.11
68	000:01:07	48869	3,888.87
69	000:01:08	49197	3,914.97
70	000:01:09	49555	3,943.46
71	000:01:10	49905	3,971.31
72	000:01:11	50239	3,997.89
73	000:01:12	50561	4,023.52
74	000:01:13	50837	4,045.48
75	000:01:14	51126	4,068.48
76	000:01:15	51394	4,089.80
77	000:01:16	51659	4,110.89
78	000:01:17	51935	4,132.86

HM Data Download - Concrete Test Results

READ #	TIME	LOAD	STRESS (PSI)
79	000:01:18	52240	4,157.13
80	000:01:19	52493	4,177.26
81	000:01:20	52700	4,193.73
82	000:01:21	52840	4,204.87
83	000:01:22	52791	4,200.97
84	000:01:23	52282	4,160.47
85	000:01:24	47204	3,756.38
86	000:01:24	33353	2,654.15

Concrete Test

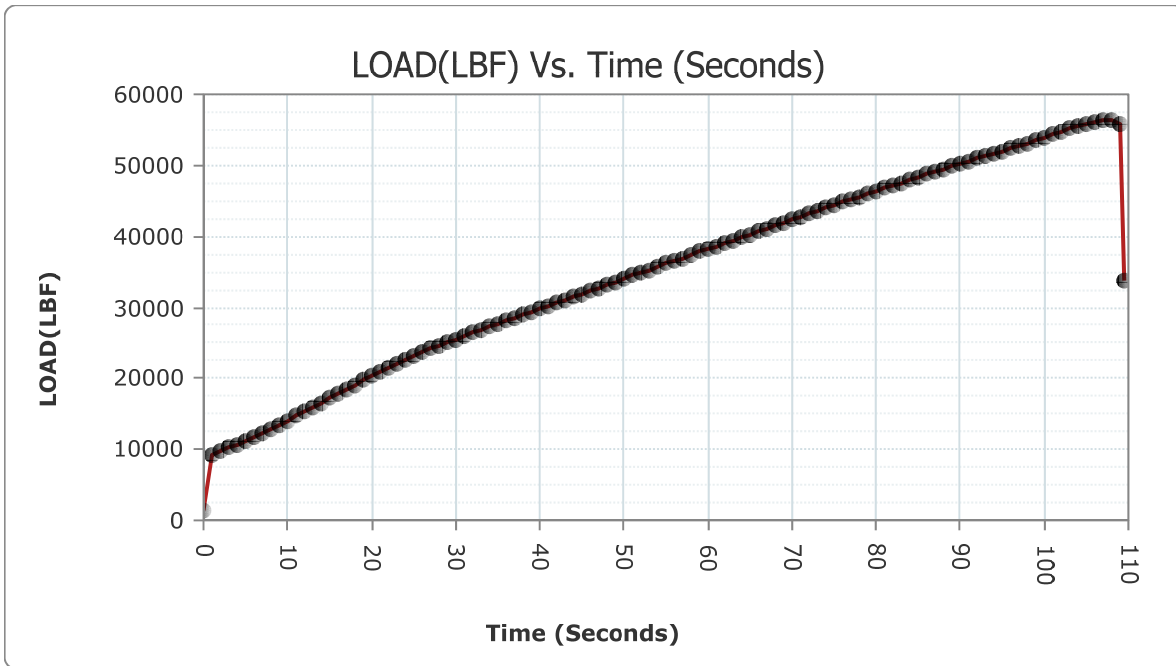
Sample Identification: O35_3

Machine ID: 6a127

Test Type: ASTM C39

5/15/2020

TYPE	PEAK VALUES	UNITS
LOAD	56356	LBF
Diameter	4.00	IN
Length	8.00	IN
Cross-Sectional Area	12.57	IN ²
Sample Age	0.0	day(s)
Corrected Stress	4484.63	PSI
Average Pace Rate	396.48	LBF
Fracture Type	Type 1	
Correction Factor	1.000	
Temperature @ START	82.4	°F
Temperature @ FINISH	82.3	°F



READ #	TIME	LOAD	STRESS (PSI)
1	000:00:00	1310	104.25
2	000:00:01	9246	735.77

HM Data Download - Concrete Test Results

READ #	TIME	LOAD	STRESS (PSI)
3	000:00:02	9755	776.28
4	000:00:03	10231	814.16
5	000:00:04	10741	854.74
6	000:00:05	11222	893.02
7	000:00:06	11770	936.63
8	000:00:07	12341	982.07
9	000:00:08	12920	1,028.14
10	000:00:09	13453	1,070.56
11	000:00:10	14057	1,118.62
12	000:00:11	14676	1,167.88
13	000:00:12	15304	1,217.85
14	000:00:13	15875	1,263.29
15	000:00:14	16520	1,314.62
16	000:00:15	17173	1,366.58
17	000:00:16	17836	1,419.34
18	000:00:17	18436	1,467.09
19	000:00:18	19091	1,519.21
20	000:00:19	19726	1,569.75
21	000:00:20	20366	1,620.67
22	000:00:21	20932	1,665.72
23	000:00:22	21495	1,710.52
24	000:00:23	22060	1,755.48
25	000:00:24	22629	1,800.76
26	000:00:25	23147	1,841.98
27	000:00:26	23721	1,887.66
28	000:00:27	24190	1,924.98
29	000:00:28	24642	1,960.95
30	000:00:29	25054	1,993.73
31	000:00:30	25511	2,030.10
32	000:00:31	25972	2,066.79
33	000:00:32	26432	2,103.39
34	000:00:33	26851	2,136.73
35	000:00:34	27282	2,171.03
36	000:00:35	27713	2,205.33
37	000:00:36	28143	2,239.55
38	000:00:37	28530	2,270.35
39	000:00:38	28960	2,304.56
40	000:00:39	29393	2,339.02

HM Data Download - Concrete Test Results

READ #	TIME	LOAD	STRESS (PSI)
41	000:00:40	29825	2,373.40
42	000:00:41	30215	2,404.43
43	000:00:42	30645	2,438.65
44	000:00:43	31079	2,473.19
45	000:00:44	31514	2,507.80
46	000:00:45	31904	2,538.84
47	000:00:46	32337	2,573.30
48	000:00:47	32770	2,607.75
49	000:00:48	33203	2,642.21
50	000:00:49	33604	2,674.12
51	000:00:50	34039	2,708.74
52	000:00:51	34472	2,743.19
53	000:00:52	34862	2,774.23
54	000:00:53	35286	2,807.97
55	000:00:54	35715	2,842.11
56	000:00:55	36140	2,875.93
57	000:00:56	36529	2,906.89
58	000:00:57	36958	2,941.02
59	000:00:58	37389	2,975.32
60	000:00:59	37815	3,009.22
61	000:01:00	38247	3,043.60
62	000:01:01	38631	3,074.16
63	000:01:02	39057	3,108.06
64	000:01:03	39486	3,142.20
65	000:01:04	39868	3,172.59
66	000:01:05	40297	3,206.73
67	000:01:06	40722	3,240.55
68	000:01:07	41145	3,274.22
69	000:01:08	41569	3,307.96
70	000:01:09	41950	3,338.27
71	000:01:10	42370	3,371.70
72	000:01:11	42789	3,405.04
73	000:01:12	43207	3,438.30
74	000:01:13	43581	3,468.07
75	000:01:14	43998	3,501.25
76	000:01:15	44409	3,533.96
77	000:01:16	44823	3,566.90
78	000:01:17	45193	3,596.34

HM Data Download - Concrete Test Results

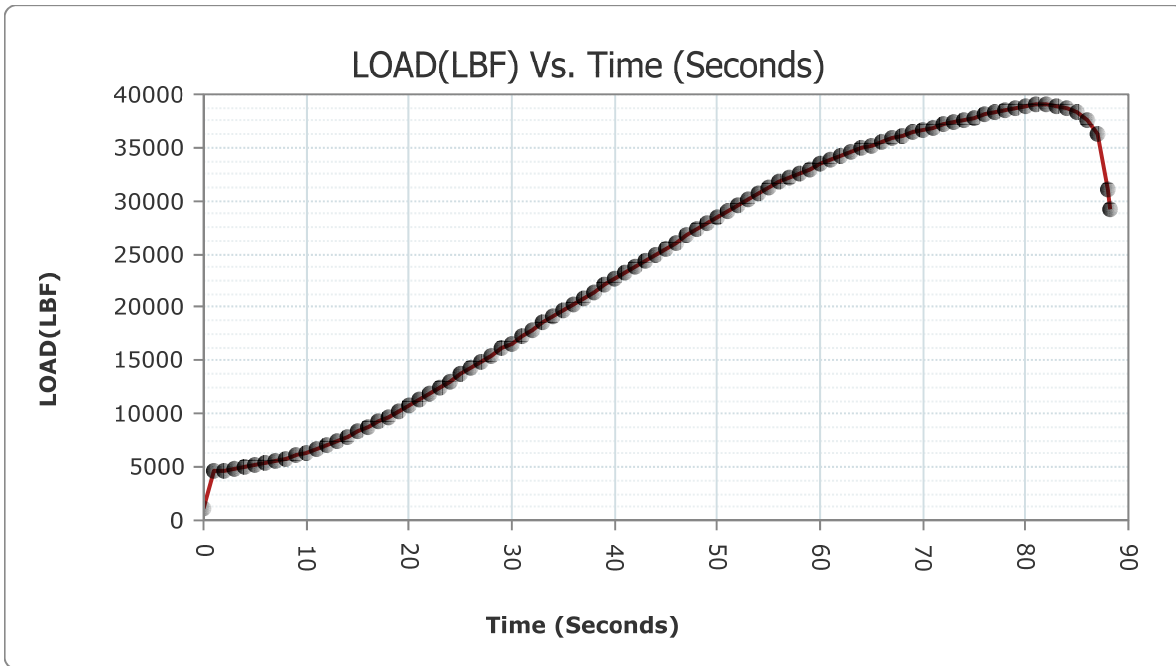
READ #	TIME	LOAD	STRESS (PSI)
79	000:01:18	45599	3,628.65
80	000:01:19	46007	3,661.12
81	000:01:20	46413	3,693.43
82	000:01:21	46778	3,722.47
83	000:01:22	47177	3,754.23
84	000:01:23	47579	3,786.22
85	000:01:24	47974	3,817.65
86	000:01:25	48330	3,845.98
87	000:01:26	48720	3,877.01
88	000:01:27	49110	3,908.05
89	000:01:28	49494	3,938.61
90	000:01:29	49839	3,966.06
91	000:01:30	50221	3,996.46
92	000:01:31	50595	4,026.22
93	000:01:32	50966	4,055.75
94	000:01:33	51297	4,082.09
95	000:01:34	51661	4,111.05
96	000:01:35	52017	4,139.38
97	000:01:36	52368	4,167.31
98	000:01:37	52712	4,194.69
99	000:01:38	53119	4,227.08
100	000:01:39	53528	4,259.62
101	000:01:40	53957	4,293.76
102	000:01:41	54339	4,324.16
103	000:01:42	54753	4,357.11
104	000:01:43	55146	4,388.38
105	000:01:44	55523	4,418.38
106	000:01:45	55822	4,442.17
107	000:01:46	56100	4,464.30
108	000:01:47	56293	4,479.65
109	000:01:48	56348	4,484.03
110	000:01:49	55876	4,446.47
111	000:01:49	33805	2,690.12

Concrete Test

Sample Identification: O4_1
 Machine ID: 6a127

Test Type: ASTM C39
 5/15/2020

TYPE	PEAK VALUES	UNITS
LOAD	39043	LBF
Diameter	4.00	IN
Length	8.00	IN
Cross-Sectional Area	12.57	IN ²
Sample Age	0.0	day(s)
Corrected Stress	3106.97	PSI
Average Pace Rate	423.52	LBF
Fracture Type	Type 1	
Correction Factor	1.000	
Temperature @ START	82.9	°F
Temperature @ FINISH	82.9	°F



READ #	TIME	LOAD	STRESS (PSI)
1	000:00:00	1039	82.68
2	000:00:01	4618	367.49

HM Data Download - Concrete Test Results

READ #	TIME	LOAD	STRESS (PSI)
3	000:00:02	4664	371.15
4	000:00:03	4814	383.09
5	000:00:04	4996	397.57
6	000:00:05	5174	411.73
7	000:00:06	5385	428.52
8	000:00:07	5605	446.03
9	000:00:08	5834	464.25
10	000:00:09	6047	481.20
11	000:00:10	6319	502.85
12	000:00:11	6639	528.31
13	000:00:12	7021	558.71
14	000:00:13	7406	589.35
15	000:00:14	7851	624.76
16	000:00:15	8308	661.13
17	000:00:16	8794	699.80
18	000:00:17	9247	735.85
19	000:00:18	9765	777.07
20	000:00:19	10299	819.57
21	000:00:20	10844	862.94
22	000:00:21	11407	907.74
23	000:00:22	11917	948.32
24	000:00:23	12505	995.12
25	000:00:24	13102	1,042.62
26	000:00:25	13707	1,090.77
27	000:00:26	14261	1,134.85
28	000:00:27	14874	1,183.64
29	000:00:28	15486	1,232.34
30	000:00:29	16099	1,281.12
31	000:00:30	16650	1,324.96
32	000:00:31	17263	1,373.75
33	000:00:32	17884	1,423.16
34	000:00:33	18512	1,473.14
35	000:00:34	19080	1,518.34
36	000:00:35	19679	1,566.01
37	000:00:36	20287	1,614.39
38	000:00:37	20896	1,662.85
39	000:00:38	21450	1,706.94
40	000:00:39	22055	1,755.08

HM Data Download - Concrete Test Results

READ #	TIME	LOAD	STRESS (PSI)
41	000:00:40	22652	1,802.59
42	000:00:41	23245	1,849.78
43	000:00:42	23785	1,892.75
44	000:00:43	24384	1,940.42
45	000:00:44	24984	1,988.16
46	000:00:45	25579	2,035.51
47	000:00:46	26131	2,079.44
48	000:00:47	26730	2,127.11
49	000:00:48	27326	2,174.53
50	000:00:49	27857	2,216.79
51	000:00:50	28442	2,263.34
52	000:00:51	29020	2,309.34
53	000:00:52	29596	2,355.17
54	000:00:53	30112	2,396.24
55	000:00:54	30684	2,441.76
56	000:00:55	31250	2,486.80
57	000:00:56	31726	2,524.67
58	000:00:57	32131	2,556.90
59	000:00:58	32570	2,591.84
60	000:00:59	33004	2,626.37
61	000:01:00	33414	2,659.00
62	000:01:01	33778	2,687.97
63	000:01:02	34179	2,719.88
64	000:01:03	34565	2,750.60
65	000:01:04	34925	2,779.24
66	000:01:05	35234	2,803.83
67	000:01:06	35560	2,829.77
68	000:01:07	35866	2,854.13
69	000:01:08	36149	2,876.65
70	000:01:09	36407	2,897.18
71	000:01:10	36628	2,914.76
72	000:01:11	36876	2,934.50
73	000:01:12	37125	2,954.31
74	000:01:13	37366	2,973.49
75	000:01:14	37575	2,990.12
76	000:01:15	37831	3,010.50
77	000:01:16	38095	3,031.50
78	000:01:17	38371	3,053.47

HM Data Download - Concrete Test Results

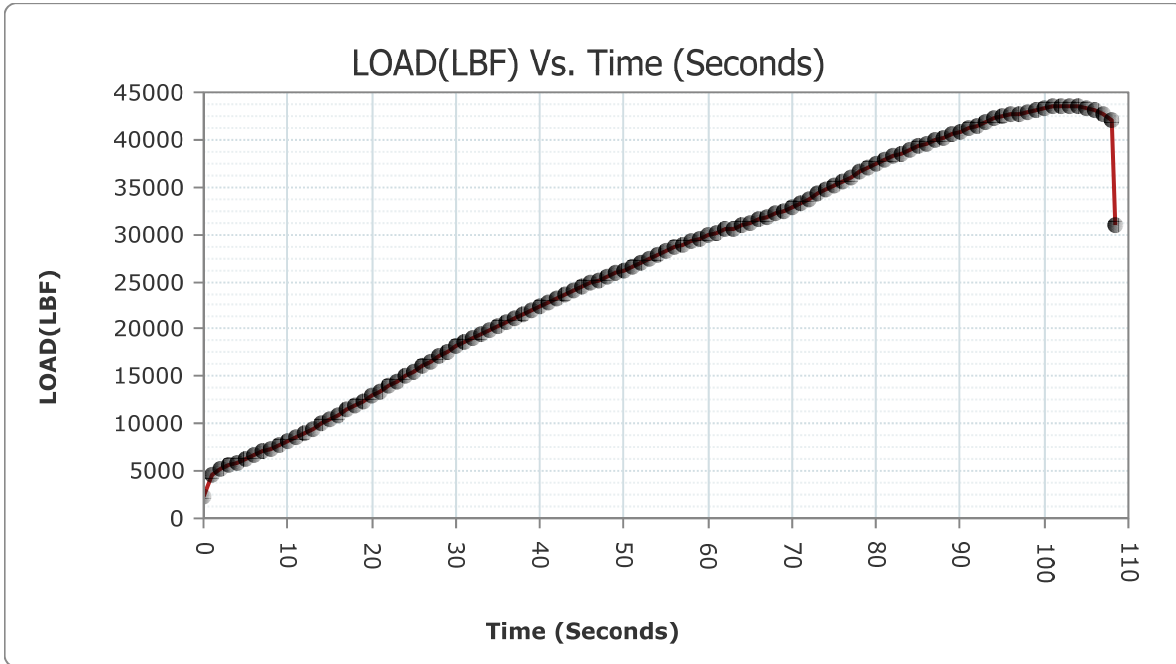
READ #	TIME	LOAD	STRESS (PSI)
79	000:01:18	38589	3,070.81
80	000:01:19	38769	3,085.14
81	000:01:20	38885	3,094.37
82	000:01:21	38985	3,102.33
83	000:01:22	39043	3,106.94
84	000:01:23	38970	3,101.13
85	000:01:24	38716	3,080.92
86	000:01:25	38286	3,046.70
87	000:01:26	37627	2,994.26
88	000:01:27	36206	2,881.18
89	000:01:28	31161	2,479.71
90	000:01:28	29195	2,323.26

Concrete Test

Sample Identification: O4_2
 Machine ID: 6a127

Test Type: ASTM C39
 5/15/2020

TYPE	PEAK VALUES	UNITS
LOAD	43620	LBF
Diameter	4.00	IN
Length	8.00	IN
Cross-Sectional Area	12.57	IN ²
Sample Age	0.0	day(s)
Corrected Stress	3471.19	PSI
Average Pace Rate	342.89	LBF
Fracture Type	Type 1	
Correction Factor	1.000	
Temperature @ START	82.8	°F
Temperature @ FINISH	82.8	°F



READ #	TIME	LOAD	STRESS (PSI)
1	000:00:00	2391	190.27
2	000:00:01	4707	374.57

HM Data Download - Concrete Test Results

READ #	TIME	LOAD	STRESS (PSI)
3	000:00:02	5171	411.50
4	000:00:03	5573	443.49
5	000:00:04	5928	471.74
6	000:00:05	6286	500.22
7	000:00:06	6652	529.35
8	000:00:07	7034	559.75
9	000:00:08	7380	587.28
10	000:00:09	7798	620.55
11	000:00:10	8221	654.21
12	000:00:11	8658	688.98
13	000:00:12	9060	720.97
14	000:00:13	9521	757.66
15	000:00:14	9990	794.98
16	000:00:15	10477	833.73
17	000:00:16	10916	868.67
18	000:00:17	11413	908.22
19	000:00:18	11923	948.80
20	000:00:19	12443	990.18
21	000:00:20	12917	1,027.90
22	000:00:21	13450	1,070.32
23	000:00:22	13983	1,112.73
24	000:00:23	14520	1,155.46
25	000:00:24	15011	1,194.54
26	000:00:25	15556	1,237.91
27	000:00:26	16104	1,281.52
28	000:00:27	16638	1,324.01
29	000:00:28	17115	1,361.97
30	000:00:29	17628	1,402.79
31	000:00:30	18124	1,442.26
32	000:00:31	18600	1,480.14
33	000:00:32	19026	1,514.04
34	000:00:33	19503	1,552.00
35	000:00:34	19952	1,587.73
36	000:00:35	20398	1,623.22
37	000:00:36	20797	1,654.97
38	000:00:37	21224	1,688.95
39	000:00:38	21635	1,721.66
40	000:00:39	22051	1,754.76

HM Data Download - Concrete Test Results

READ #	TIME	LOAD	STRESS (PSI)
41	000:00:40	22423	1,784.37
42	000:00:41	22835	1,817.15
43	000:00:42	23247	1,849.94
44	000:00:43	23663	1,883.04
45	000:00:44	24035	1,912.64
46	000:00:45	24441	1,944.95
47	000:00:46	24808	1,974.16
48	000:00:47	25141	2,000.66
49	000:00:48	25477	2,027.40
50	000:00:49	25868	2,058.51
51	000:00:50	26264	2,090.02
52	000:00:51	26655	2,121.14
53	000:00:52	27023	2,150.42
54	000:00:53	27437	2,183.37
55	000:00:54	27841	2,215.52
56	000:00:55	28242	2,247.43
57	000:00:56	28583	2,274.56
58	000:00:57	28936	2,302.65
59	000:00:58	29286	2,330.51
60	000:00:59	29581	2,353.98
61	000:01:00	29865	2,376.58
62	000:01:01	30205	2,403.64
63	000:01:02	30465	2,424.33
64	000:01:03	30607	2,435.63
65	000:01:04	30894	2,458.47
66	000:01:05	31224	2,484.73
67	000:01:06	31567	2,512.02
68	000:01:07	31879	2,536.85
69	000:01:08	32177	2,560.56
70	000:01:09	32482	2,584.84
71	000:01:10	32895	2,617.70
72	000:01:11	33304	2,650.25
73	000:01:12	33772	2,687.49
74	000:01:13	34244	2,725.05
75	000:01:14	34722	2,763.09
76	000:01:15	35148	2,796.99
77	000:01:16	35617	2,834.31
78	000:01:17	36088	2,871.79

HM Data Download - Concrete Test Results

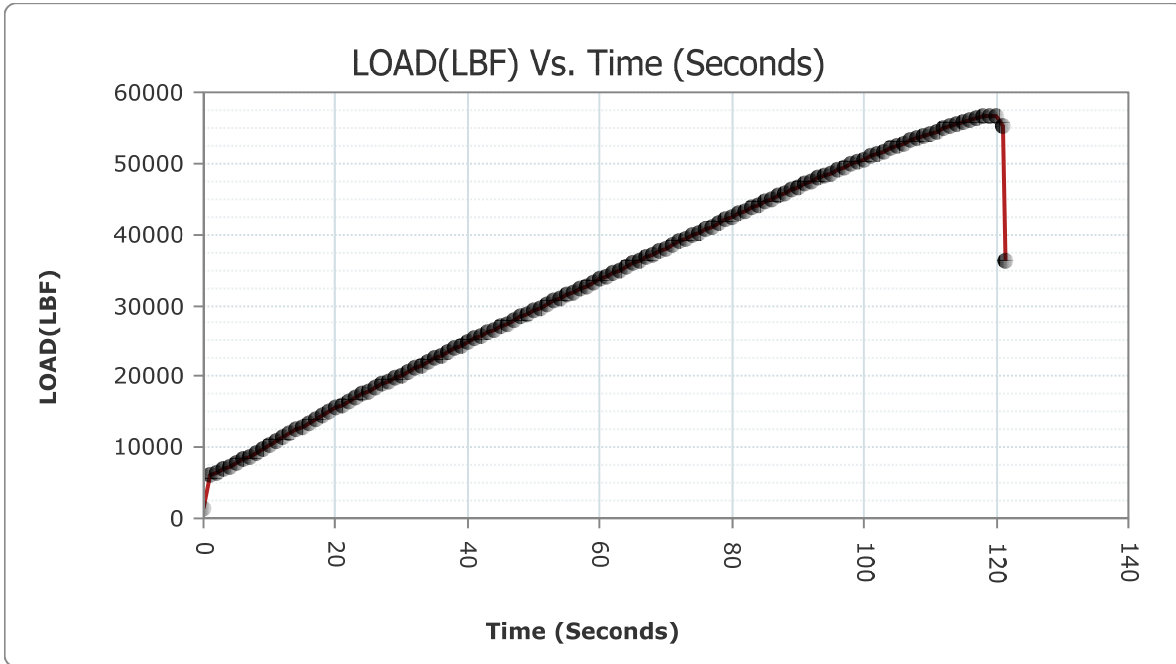
READ #	TIME	LOAD	STRESS (PSI)
79	000:01:18	36544	2,908.08
80	000:01:19	36942	2,939.75
81	000:01:20	37379	2,974.53
82	000:01:21	37797	3,007.79
83	000:01:22	38208	3,040.50
84	000:01:23	38570	3,069.30
85	000:01:24	38940	3,098.75
86	000:01:25	39306	3,127.87
87	000:01:26	39658	3,155.88
88	000:01:27	39959	3,179.84
89	000:01:28	40280	3,205.38
90	000:01:29	40583	3,229.49
91	000:01:30	40898	3,254.56
92	000:01:31	41198	3,278.43
93	000:01:32	41525	3,304.45
94	000:01:33	41868	3,331.75
95	000:01:34	42213	3,359.20
96	000:01:35	42451	3,378.14
97	000:01:36	42633	3,392.63
98	000:01:37	42768	3,403.37
99	000:01:38	42943	3,417.30
100	000:01:39	43122	3,431.54
101	000:01:40	43302	3,445.86
102	000:01:41	43456	3,458.12
103	000:01:42	43580	3,467.99
104	000:01:43	43620	3,471.17
105	000:01:44	43554	3,465.92
106	000:01:45	43331	3,448.17
107	000:01:46	43015	3,423.02
108	000:01:47	42676	3,396.05
109	000:01:48	42174	3,356.10
110	000:01:48	30924	2,460.85

Concrete Test

Sample Identification: 04_3
 Machine ID: 6a127

Test Type: ASTM C39
 5/15/2020

TYPE	PEAK VALUES	UNITS
LOAD	56726	LBF
Diameter	4.00	IN
Length	8.00	IN
Cross-Sectional Area	12.57	IN ²
Sample Age	0.0	day(s)
Corrected Stress	4514.12	PSI
Average Pace Rate	404.58	LBF
Fracture Type	Type 1	
Correction Factor	1.000	
Temperature @ START	82.7	°F
Temperature @ FINISH	82.7	°F



READ #	TIME	LOAD	STRESS (PSI)
1	000:00:00	1435	114.19
2	000:00:01	6196	493.06

HM Data Download - Concrete Test Results

READ #	TIME	LOAD	STRESS (PSI)
3	000:00:02	6495	516.86
4	000:00:03	6902	549.24
5	000:00:04	7355	585.29
6	000:00:05	7790	619.91
7	000:00:06	8280	658.90
8	000:00:07	8767	697.66
9	000:00:08	9277	738.24
10	000:00:09	9754	776.20
11	000:00:10	10297	819.41
12	000:00:11	10855	863.81
13	000:00:12	11387	906.15
14	000:00:13	11884	945.70
15	000:00:14	12428	988.99
16	000:00:15	12966	1,031.80
17	000:00:16	13493	1,073.74
18	000:00:17	13963	1,111.14
19	000:00:18	14470	1,151.49
20	000:00:19	14985	1,192.47
21	000:00:20	15492	1,232.81
22	000:00:21	15947	1,269.02
23	000:00:22	16455	1,309.45
24	000:00:23	16961	1,349.71
25	000:00:24	17447	1,388.39
26	000:00:25	17894	1,423.96
27	000:00:26	18395	1,463.83
28	000:00:27	18885	1,502.82
29	000:00:28	19337	1,538.79
30	000:00:29	19747	1,571.42
31	000:00:30	20204	1,607.78
32	000:00:31	20671	1,644.95
33	000:00:32	21132	1,681.63
34	000:00:33	21555	1,715.29
35	000:00:34	22021	1,752.38
36	000:00:35	22494	1,790.02
37	000:00:36	22965	1,827.50
38	000:00:37	23436	1,864.98
39	000:00:38	23864	1,899.04
40	000:00:39	24334	1,936.44

HM Data Download - Concrete Test Results

READ #	TIME	LOAD	STRESS (PSI)
41	000:00:40	24797	1,973.28
42	000:00:41	25256	2,009.81
43	000:00:42	25662	2,042.12
44	000:00:43	26115	2,078.17
45	000:00:44	26565	2,113.98
46	000:00:45	27019	2,150.10
47	000:00:46	27427	2,182.57
48	000:00:47	27880	2,218.62
49	000:00:48	28336	2,254.91
50	000:00:49	28788	2,290.88
51	000:00:50	29198	2,323.50
52	000:00:51	29654	2,359.79
53	000:00:52	30109	2,396.00
54	000:00:53	30563	2,432.13
55	000:00:54	30974	2,464.83
56	000:00:55	31428	2,500.96
57	000:00:56	31887	2,537.49
58	000:00:57	32342	2,573.69
59	000:00:58	32756	2,606.64
60	000:00:59	33222	2,643.72
61	000:01:00	33680	2,680.17
62	000:01:01	34090	2,712.80
63	000:01:02	34548	2,749.24
64	000:01:03	35003	2,785.45
65	000:01:04	35460	2,821.82
66	000:01:05	35867	2,854.21
67	000:01:06	36322	2,890.41
68	000:01:07	36775	2,926.46
69	000:01:08	37231	2,962.75
70	000:01:09	37639	2,995.22
71	000:01:10	38091	3,031.19
72	000:01:11	38541	3,067.00
73	000:01:12	38992	3,102.88
74	000:01:13	39396	3,135.03
75	000:01:14	39844	3,170.68
76	000:01:15	40292	3,206.34
77	000:01:16	40739	3,241.91
78	000:01:17	41138	3,273.66

HM Data Download - Concrete Test Results

READ #	TIME	LOAD	STRESS (PSI)
79	000:01:18	41586	3,309.31
80	000:01:19	42027	3,344.40
81	000:01:20	42469	3,379.58
82	000:01:21	42867	3,411.25
83	000:01:22	43305	3,446.10
84	000:01:23	43742	3,480.88
85	000:01:24	44175	3,515.33
86	000:01:25	44565	3,546.37
87	000:01:26	44995	3,580.59
88	000:01:27	45427	3,614.97
89	000:01:28	45855	3,649.02
90	000:01:29	46240	3,679.66
91	000:01:30	46662	3,713.24
92	000:01:31	47083	3,746.75
93	000:01:32	47499	3,779.85
94	000:01:33	47873	3,809.61
95	000:01:34	48285	3,842.40
96	000:01:35	48696	3,875.10
97	000:01:36	49101	3,907.33
98	000:01:37	49460	3,935.90
99	000:01:38	49862	3,967.89
100	000:01:39	50256	3,999.25
101	000:01:40	50646	4,030.28
102	000:01:41	50992	4,057.81
103	000:01:42	51375	4,088.29
104	000:01:43	51757	4,118.69
105	000:01:44	52126	4,148.06
106	000:01:45	52458	4,174.48
107	000:01:46	52823	4,203.52
108	000:01:47	53179	4,231.85
109	000:01:48	53531	4,259.86
110	000:01:49	53839	4,284.37
111	000:01:50	54186	4,311.98
112	000:01:51	54556	4,341.43
113	000:01:52	54909	4,369.52
114	000:01:53	55218	4,394.11
115	000:01:54	55551	4,420.61
116	000:01:55	55865	4,445.60

HM Data Download - Concrete Test Results

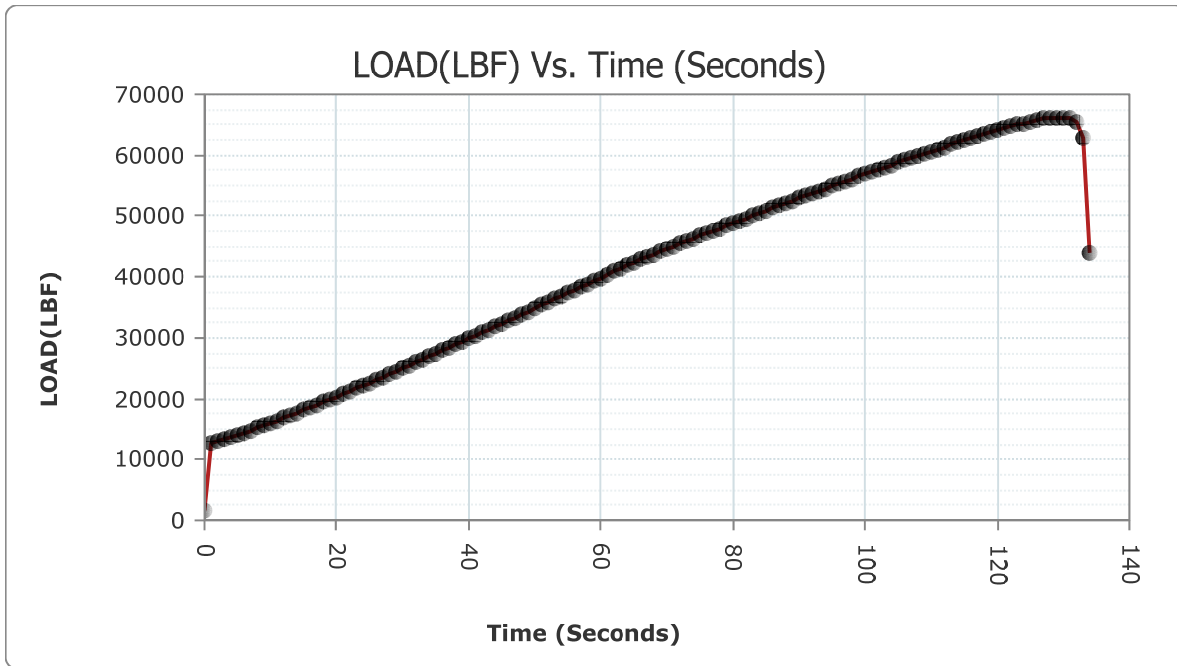
READ #	TIME	LOAD	STRESS (PSI)
117	000:01:56	56184	4,470.98
118	000:01:57	56442	4,491.51
119	000:01:58	56656	4,508.54
120	000:01:59	56721	4,513.71
121	000:02:00	56519	4,497.64
122	000:02:01	55192	4,392.04
123	000:02:01	36192	2,880.07

Concrete Test

Sample Identification: O6_1
 Machine ID: 6a127

Test Type: ASTM C39
 5/15/2020

TYPE	PEAK VALUES	UNITS
LOAD	66269	LBF
Diameter	4.00	IN
Length	8.00	IN
Cross-Sectional Area	12.57	IN ²
Sample Age	0.0	day(s)
Corrected Stress	5273.48	PSI
Average Pace Rate	402.62	LBF
Fracture Type	Type 1	
Correction Factor	1.000	
Temperature @ START	82.6	°F
Temperature @ FINISH	82.5	°F



READ #	TIME	LOAD	STRESS (PSI)
1	000:00:00	1637	130.27
2	000:00:01	12543	998.14

HM Data Download - Concrete Test Results

READ #	TIME	LOAD	STRESS (PSI)
3	000:00:02	13061	1,039.36
4	000:00:03	13360	1,063.16
5	000:00:04	13704	1,090.53
6	000:00:05	14034	1,116.79
7	000:00:06	14416	1,147.19
8	000:00:07	14809	1,178.46
9	000:00:08	15211	1,210.45
10	000:00:09	15579	1,239.74
11	000:00:10	15997	1,273.00
12	000:00:11	16420	1,306.66
13	000:00:12	16847	1,340.64
14	000:00:13	17235	1,371.52
15	000:00:14	17674	1,406.45
16	000:00:15	18118	1,441.78
17	000:00:16	18566	1,477.44
18	000:00:17	18971	1,509.66
19	000:00:18	19425	1,545.79
20	000:00:19	19881	1,582.08
21	000:00:20	20345	1,619.00
22	000:00:21	20763	1,652.27
23	000:00:22	21230	1,689.43
24	000:00:23	21705	1,727.23
25	000:00:24	22176	1,764.71
26	000:00:25	22607	1,799.01
27	000:00:26	23085	1,837.05
28	000:00:27	23570	1,875.64
29	000:00:28	24052	1,914.00
30	000:00:29	24489	1,948.77
31	000:00:30	24982	1,988.00
32	000:00:31	25473	2,027.08
33	000:00:32	25968	2,066.47
34	000:00:33	26412	2,101.80
35	000:00:34	26908	2,141.27
36	000:00:35	27406	2,180.90
37	000:00:36	27908	2,220.85
38	000:00:37	28361	2,256.90
39	000:00:38	28863	2,296.84
40	000:00:39	29369	2,337.11

HM Data Download - Concrete Test Results

READ #	TIME	LOAD	STRESS (PSI)
41	000:00:40	29875	2,377.38
42	000:00:41	30332	2,413.74
43	000:00:42	30840	2,454.17
44	000:00:43	31350	2,494.75
45	000:00:44	31860	2,535.34
46	000:00:45	32323	2,572.18
47	000:00:46	32831	2,612.61
48	000:00:47	33346	2,653.59
49	000:00:48	33859	2,694.41
50	000:00:49	34323	2,731.34
51	000:00:50	34837	2,772.24
52	000:00:51	35353	2,813.30
53	000:00:52	35868	2,854.28
54	000:00:53	36348	2,892.48
55	000:00:54	36862	2,933.38
56	000:00:55	37380	2,974.61
57	000:00:56	37845	3,011.61
58	000:00:57	38365	3,052.99
59	000:00:58	38880	3,093.97
60	000:00:59	39397	3,135.11
61	000:01:00	39863	3,172.20
62	000:01:01	40380	3,213.34
63	000:01:02	40895	3,254.32
64	000:01:03	41414	3,295.62
65	000:01:04	41877	3,332.47
66	000:01:05	42394	3,373.61
67	000:01:06	42908	3,414.51
68	000:01:07	43354	3,450.00
69	000:01:08	43742	3,480.88
70	000:01:09	44176	3,515.41
71	000:01:10	44613	3,550.19
72	000:01:11	45047	3,584.73
73	000:01:12	45481	3,619.26
74	000:01:13	45869	3,650.14
75	000:01:14	46302	3,684.60
76	000:01:15	46735	3,719.05
77	000:01:16	47163	3,753.11
78	000:01:17	47553	3,784.15

HM Data Download - Concrete Test Results

READ #	TIME	LOAD	STRESS (PSI)
79	000:01:18	47984	3,818.45
80	000:01:19	48413	3,852.58
81	000:01:20	48842	3,886.72
82	000:01:21	49225	3,917.20
83	000:01:22	49651	3,951.10
84	000:01:23	50074	3,984.76
85	000:01:24	50496	4,018.34
86	000:01:25	50874	4,048.42
87	000:01:26	51292	4,081.69
88	000:01:27	51716	4,115.43
89	000:01:28	52134	4,148.69
90	000:01:29	52511	4,178.69
91	000:01:30	52926	4,211.72
92	000:01:31	53342	4,244.82
93	000:01:32	53753	4,277.53
94	000:01:33	54124	4,307.05
95	000:01:34	54531	4,339.44
96	000:01:35	54941	4,372.07
97	000:01:36	55344	4,404.14
98	000:01:37	55710	4,433.26
99	000:01:38	56111	4,465.17
100	000:01:39	56512	4,497.08
101	000:01:40	56909	4,528.67
102	000:01:41	57266	4,557.08
103	000:01:42	57661	4,588.52
104	000:01:43	58049	4,619.39
105	000:01:44	58436	4,650.19
106	000:01:45	58787	4,678.12
107	000:01:46	59172	4,708.76
108	000:01:47	59551	4,738.92
109	000:01:48	59932	4,769.24
110	000:01:49	60268	4,795.98
111	000:01:50	60641	4,825.66
112	000:01:51	61008	4,854.86
113	000:01:52	61371	4,883.75
114	000:01:53	61701	4,910.01
115	000:01:54	62064	4,938.90
116	000:01:55	62417	4,966.99

HM Data Download - Concrete Test Results

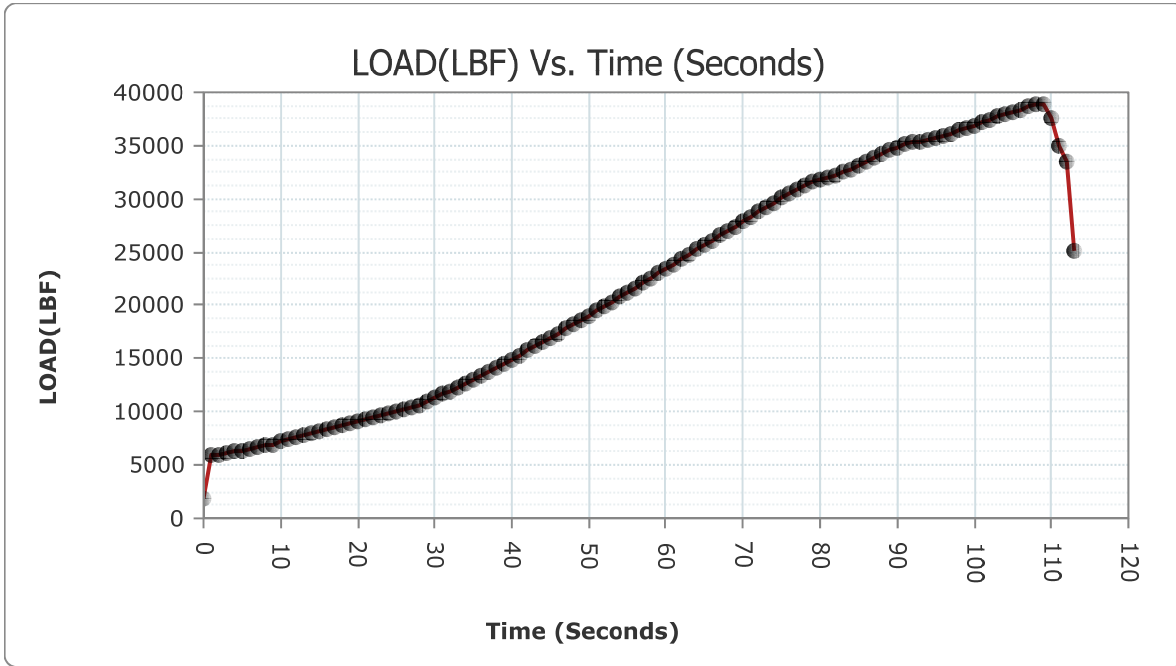
READ #	TIME	LOAD	STRESS (PSI)
117	000:01:56	62732	4,992.05
118	000:01:57	63075	5,019.35
119	000:01:58	63413	5,046.25
120	000:01:59	63749	5,072.98
121	000:02:00	64040	5,096.14
122	000:02:01	64359	5,121.53
123	000:02:02	64667	5,146.04
124	000:02:03	64965	5,169.75
125	000:02:04	65224	5,190.36
126	000:02:05	65495	5,211.93
127	000:02:06	65748	5,232.06
128	000:02:07	65968	5,249.57
129	000:02:08	66130	5,262.46
130	000:02:09	66249	5,271.93
131	000:02:10	66251	5,272.09
132	000:02:11	66002	5,252.27
133	000:02:12	65301	5,196.49
134	000:02:13	62989	5,012.51
135	000:02:13	43902	3,493.61

Concrete Test

Sample Identification: O6_2
 Machine ID: 6a127

Test Type: ASTM C39
 5/15/2020

TYPE	PEAK VALUES	UNITS
LOAD	38879	LBF
Diameter	4.00	IN
Length	8.00	IN
Cross-Sectional Area	12.57	IN ²
Sample Age	0.0	day(s)
Corrected Stress	3093.88	PSI
Average Pace Rate	343.53	LBF
Fracture Type	Type 1	
Correction Factor	1.000	
Temperature @ START	82.5	°F
Temperature @ FINISH	82.4	°F



READ #	TIME	LOAD	STRESS (PSI)
1	000:00:00	1913	152.23
2	000:00:01	5973	475.32

HM Data Download - Concrete Test Results

READ #	TIME	LOAD	STRESS (PSI)
3	000:00:02	6042	480.81
4	000:00:03	6153	489.64
5	000:00:04	6266	498.63
6	000:00:05	6383	507.94
7	000:00:06	6516	518.53
8	000:00:07	6656	529.67
9	000:00:08	6800	541.13
10	000:00:09	6969	554.58
11	000:00:10	7188	572.00
12	000:00:11	7395	588.48
13	000:00:12	7597	604.55
14	000:00:13	7773	618.56
15	000:00:14	7971	634.31
16	000:00:15	8165	649.75
17	000:00:16	8359	665.19
18	000:00:17	8535	679.19
19	000:00:18	8729	694.63
20	000:00:19	8923	710.07
21	000:00:20	9119	725.67
22	000:00:21	9290	739.27
23	000:00:22	9484	754.71
24	000:00:23	9679	770.23
25	000:00:24	9865	785.03
26	000:00:25	10069	801.27
27	000:00:26	10264	816.78
28	000:00:27	10474	833.49
29	000:00:28	10664	848.61
30	000:00:29	10902	867.55
31	000:00:30	11276	897.32
32	000:00:31	11640	926.28
33	000:00:32	11959	951.67
34	000:00:33	12315	980.00
35	000:00:34	12679	1,008.96
36	000:00:35	13052	1,038.65
37	000:00:36	13394	1,065.86
38	000:00:37	13780	1,096.58
39	000:00:38	14166	1,127.29
40	000:00:39	14559	1,158.57

HM Data Download - Concrete Test Results

READ #	TIME	LOAD	STRESS (PSI)
41	000:00:40	14921	1,187.38
42	000:00:41	15323	1,219.37
43	000:00:42	15728	1,251.59
44	000:00:43	16138	1,284.22
45	000:00:44	16553	1,317.25
46	000:00:45	16933	1,347.49
47	000:00:46	17352	1,380.83
48	000:00:47	17785	1,415.29
49	000:00:48	18221	1,449.98
50	000:00:49	18615	1,481.33
51	000:00:50	19056	1,516.43
52	000:00:51	19489	1,550.89
53	000:00:52	19935	1,586.38
54	000:00:53	20341	1,618.69
55	000:00:54	20788	1,654.26
56	000:00:55	21232	1,689.59
57	000:00:56	21670	1,724.44
58	000:00:57	22066	1,755.96
59	000:00:58	22521	1,792.16
60	000:00:59	22980	1,828.69
61	000:01:00	23443	1,865.53
62	000:01:01	23864	1,899.04
63	000:01:02	24332	1,936.28
64	000:01:03	24800	1,973.52
65	000:01:04	25266	2,010.60
66	000:01:05	25688	2,044.19
67	000:01:06	26107	2,077.53
68	000:01:07	26551	2,112.86
69	000:01:08	27001	2,148.67
70	000:01:09	27408	2,181.06
71	000:01:10	27847	2,215.99
72	000:01:11	28300	2,252.04
73	000:01:12	28760	2,288.65
74	000:01:13	29180	2,322.07
75	000:01:14	29632	2,358.04
76	000:01:15	30068	2,392.74
77	000:01:16	30488	2,426.16
78	000:01:17	30838	2,454.01

HM Data Download - Concrete Test Results

READ #	TIME	LOAD	STRESS (PSI)
79	000:01:18	31208	2,483.45
80	000:01:19	31576	2,512.74
81	000:01:20	31891	2,537.81
82	000:01:21	32032	2,549.03
83	000:01:22	32240	2,565.58
84	000:01:23	32508	2,586.90
85	000:01:24	32819	2,611.65
86	000:01:25	33139	2,637.12
87	000:01:26	33510	2,666.64
88	000:01:27	33889	2,696.80
89	000:01:28	34205	2,721.95
90	000:01:29	34539	2,748.53
91	000:01:30	34871	2,774.95
92	000:01:31	35120	2,794.76
93	000:01:32	35283	2,807.73
94	000:01:33	35419	2,818.55
95	000:01:34	35586	2,831.84
96	000:01:35	35724	2,842.83
97	000:01:36	35914	2,857.95
98	000:01:37	36146	2,876.41
99	000:01:38	36392	2,895.98
100	000:01:39	36637	2,915.48
101	000:01:40	36898	2,936.25
102	000:01:41	37202	2,960.44
103	000:01:42	37449	2,980.10
104	000:01:43	37711	3,000.95
105	000:01:44	37940	3,019.17
106	000:01:45	38174	3,037.79
107	000:01:46	38407	3,056.33
108	000:01:47	38637	3,074.63
109	000:01:48	38819	3,089.12
110	000:01:49	38814	3,088.72
111	000:01:50	37560	2,988.93
112	000:01:51	34896	2,776.94
113	000:01:52	33434	2,660.59
114	000:01:52	25042	1,992.78

Concrete Test

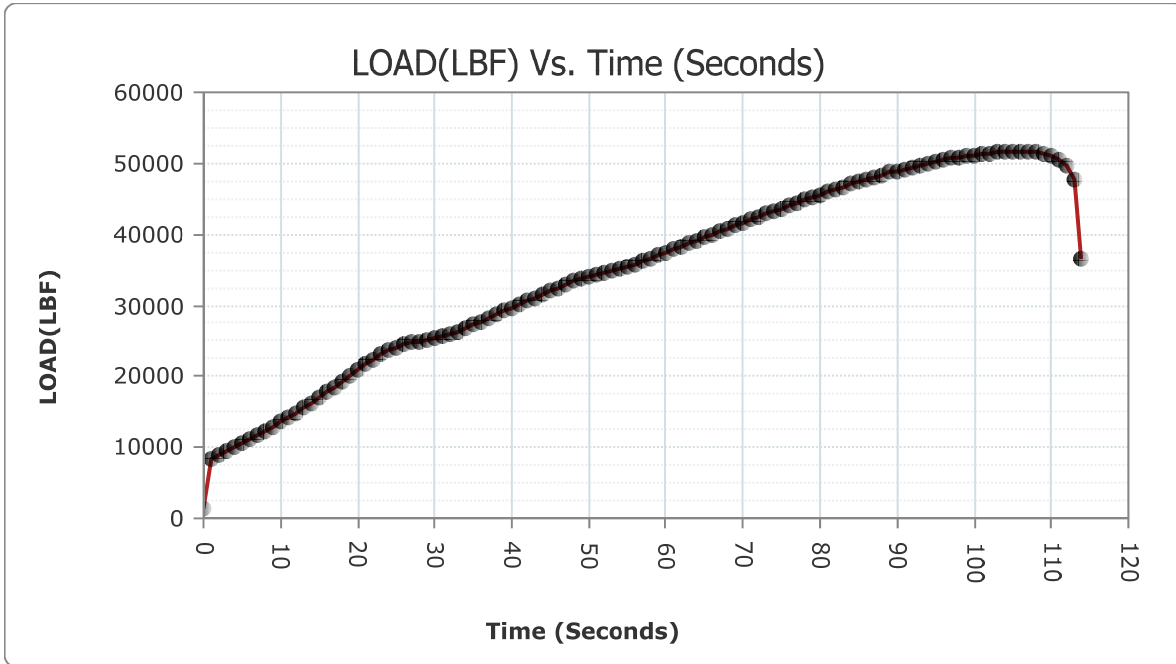
Sample Identification: O6_3

Machine ID: 6a127

Test Type: ASTM C39

5/15/2020

TYPE	PEAK VALUES	UNITS
LOAD	51718	LBF
Diameter	4.00	IN
Length	8.00	IN
Cross-Sectional Area	12.57	IN ²
Sample Age	0.0	day(s)
Corrected Stress	4115.56	PSI
Average Pace Rate	351.81	LBF
Fracture Type	Type 1	
Correction Factor	1.000	
Temperature @ START	82.5	°F
Temperature @ FINISH	82.4	°F



READ #	TIME	LOAD	STRESS (PSI)
1	000:00:00	1532	121.91
2	000:00:01	8463	673.46

HM Data Download - Concrete Test Results

READ #	TIME	LOAD	STRESS (PSI)
3	000:00:02	9020	717.79
4	000:00:03	9519	757.50
5	000:00:04	10048	799.59
6	000:00:05	10540	838.75
7	000:00:06	11117	884.66
8	000:00:07	11710	931.85
9	000:00:08	12328	981.03
10	000:00:09	12898	1,026.39
11	000:00:10	13556	1,078.75
12	000:00:11	14228	1,132.23
13	000:00:12	14915	1,186.90
14	000:00:13	15553	1,237.67
15	000:00:14	16276	1,295.20
16	000:00:15	17020	1,354.41
17	000:00:16	17786	1,415.36
18	000:00:17	18497	1,471.94
19	000:00:18	19284	1,534.57
20	000:00:19	20086	1,598.39
21	000:00:20	20816	1,656.48
22	000:00:21	21634	1,721.58
23	000:00:22	22457	1,787.07
24	000:00:23	23220	1,847.79
25	000:00:24	23692	1,885.35
26	000:00:25	24112	1,918.77
27	000:00:26	24452	1,945.83
28	000:00:27	24727	1,967.71
29	000:00:28	24940	1,984.66
30	000:00:29	25173	2,003.20
31	000:00:30	25410	2,022.06
32	000:00:31	25647	2,040.92
33	000:00:32	25910	2,061.85
34	000:00:33	26362	2,097.82
35	000:00:34	26839	2,135.78
36	000:00:35	27317	2,173.82
37	000:00:36	27747	2,208.04
38	000:00:37	28221	2,245.76
39	000:00:38	28699	2,283.79
40	000:00:39	29179	2,321.99

HM Data Download - Concrete Test Results

READ #	TIME	LOAD	STRESS (PSI)
41	000:00:40	29608	2,356.13
42	000:00:41	30089	2,394.41
43	000:00:42	30566	2,432.36
44	000:00:43	31045	2,470.48
45	000:00:44	31480	2,505.10
46	000:00:45	31959	2,543.22
47	000:00:46	32442	2,581.65
48	000:00:47	32920	2,619.69
49	000:00:48	33392	2,657.25
50	000:00:49	33694	2,681.28
51	000:00:50	33989	2,704.76
52	000:00:51	34289	2,728.63
53	000:00:52	34560	2,750.20
54	000:00:53	34859	2,773.99
55	000:00:54	35162	2,798.10
56	000:00:55	35464	2,822.14
57	000:00:56	35832	2,851.42
58	000:00:57	36212	2,881.66
59	000:00:58	36650	2,916.51
60	000:00:59	37083	2,950.97
61	000:01:00	37514	2,985.27
62	000:01:01	37902	3,016.15
63	000:01:02	38332	3,050.36
64	000:01:03	38762	3,084.58
65	000:01:04	39186	3,118.32
66	000:01:05	39570	3,148.88
67	000:01:06	39996	3,182.78
68	000:01:07	40417	3,216.28
69	000:01:08	40844	3,250.26
70	000:01:09	41221	3,280.26
71	000:01:10	41638	3,313.45
72	000:01:11	42056	3,346.71
73	000:01:12	42470	3,379.66
74	000:01:13	42842	3,409.26
75	000:01:14	43254	3,442.04
76	000:01:15	43658	3,474.19
77	000:01:16	44065	3,506.58
78	000:01:17	44444	3,536.74

HM Data Download - Concrete Test Results

READ #	TIME	LOAD	STRESS (PSI)
79	000:01:18	44841	3,568.33
80	000:01:19	45238	3,599.93
81	000:01:20	45590	3,627.94
82	000:01:21	45978	3,658.81
83	000:01:22	46357	3,688.97
84	000:01:23	46736	3,719.13
85	000:01:24	47067	3,745.47
86	000:01:25	47427	3,774.12
87	000:01:26	47776	3,801.89
88	000:01:27	48114	3,828.79
89	000:01:28	48398	3,851.39
90	000:01:29	48699	3,875.34
91	000:01:30	48964	3,896.43
92	000:01:31	49224	3,917.12
93	000:01:32	49459	3,935.82
94	000:01:33	49715	3,956.19
95	000:01:34	49969	3,976.41
96	000:01:35	50220	3,996.38
97	000:01:36	50434	4,013.41
98	000:01:37	50661	4,031.47
99	000:01:38	50866	4,047.79
100	000:01:39	51048	4,062.27
101	000:01:40	51187	4,073.33
102	000:01:41	51325	4,084.31
103	000:01:42	51435	4,093.07
104	000:01:43	51534	4,100.95
105	000:01:44	51615	4,107.39
106	000:01:45	51681	4,112.64
107	000:01:46	51718	4,115.59
108	000:01:47	51664	4,111.29
109	000:01:48	51547	4,101.98
110	000:01:49	51353	4,086.54
111	000:01:50	51057	4,062.99
112	000:01:51	50586	4,025.51
113	000:01:52	49788	3,962.00
114	000:01:53	47697	3,795.61
115	000:01:53	36593	2,911.98

Concrete Test

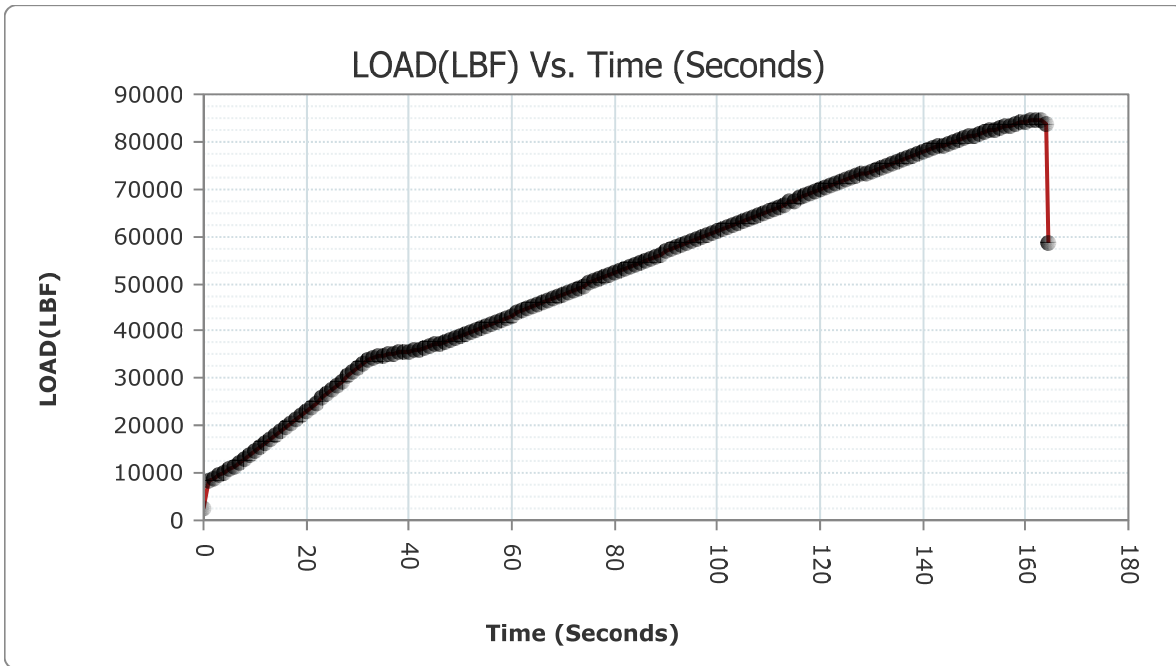
Sample Identification: O24H_1

Machine ID: 6a127

Test Type: ASTM C39

5/16/2020

TYPE	PEAK VALUES	UNITS
LOAD	84463	LBF
Diameter	4.00	IN
Length	8.00	IN
Cross-Sectional Area	12.57	IN ²
Sample Age	0.0	day(s)
Corrected Stress	6721.37	PSI
Average Pace Rate	407.67	LBF
Fracture Type	Type 1	
Correction Factor	1.000	
Temperature @ START	78.7	°F
Temperature @ FINISH	78.6	°F



READ #	TIME	LOAD	STRESS (PSI)
1	000:00:00	2496	198.63
2	000:00:01	8418	669.88

HM Data Download - Concrete Test Results

READ #	TIME	LOAD	STRESS (PSI)
3	000:00:02	8898	708.08
4	000:00:03	9508	756.62
5	000:00:04	10167	809.06
6	000:00:05	10856	863.89
7	000:00:06	11504	915.46
8	000:00:07	12244	974.35
9	000:00:08	13006	1,034.98
10	000:00:09	13787	1,097.13
11	000:00:10	14531	1,156.34
12	000:00:11	15342	1,220.88
13	000:00:12	16175	1,287.17
14	000:00:13	17013	1,353.85
15	000:00:14	17866	1,421.73
16	000:00:15	18724	1,490.01
17	000:00:16	19516	1,553.03
18	000:00:17	20392	1,622.74
19	000:00:18	21282	1,693.57
20	000:00:19	22178	1,764.87
21	000:00:20	23083	1,836.89
22	000:00:21	24003	1,910.10
23	000:00:22	24825	1,975.51
24	000:00:23	25746	2,048.80
25	000:00:24	26672	2,122.49
26	000:00:25	27599	2,196.26
27	000:00:26	28535	2,270.74
28	000:00:27	29474	2,345.47
29	000:00:28	30411	2,420.03
30	000:00:29	31259	2,487.51
31	000:00:30	32201	2,562.47
32	000:00:31	33149	2,637.91
33	000:00:32	33871	2,695.37
34	000:00:33	34331	2,731.97
35	000:00:34	34645	2,756.96
36	000:00:35	34863	2,774.31
37	000:00:36	35070	2,790.78
38	000:00:37	35232	2,803.67
39	000:00:38	35383	2,815.69
40	000:00:39	35564	2,830.09

HM Data Download - Concrete Test Results

READ #	TIME	LOAD	STRESS (PSI)
41	000:00:40	35773	2,846.72
42	000:00:41	35953	2,861.05
43	000:00:42	36209	2,881.42
44	000:00:43	36472	2,902.35
45	000:00:44	36759	2,925.19
46	000:00:45	37062	2,949.30
47	000:00:46	37416	2,977.47
48	000:00:47	37802	3,008.19
49	000:00:48	38160	3,036.68
50	000:00:49	38568	3,069.14
51	000:00:50	38978	3,101.77
52	000:00:51	39382	3,133.92
53	000:00:52	39791	3,166.47
54	000:00:53	40201	3,199.09
55	000:00:54	40587	3,229.81
56	000:00:55	41050	3,266.66
57	000:00:56	41511	3,303.34
58	000:00:57	41975	3,340.26
59	000:00:58	42393	3,373.53
60	000:00:59	42855	3,410.29
61	000:01:00	43316	3,446.98
62	000:01:01	43778	3,483.74
63	000:01:02	44192	3,516.69
64	000:01:03	44654	3,553.45
65	000:01:04	45112	3,589.90
66	000:01:05	45569	3,626.27
67	000:01:06	46026	3,662.63
68	000:01:07	46436	3,695.26
69	000:01:08	46893	3,731.63
70	000:01:09	47351	3,768.07
71	000:01:10	47818	3,805.24
72	000:01:11	48276	3,841.68
73	000:01:12	48684	3,874.15
74	000:01:13	49141	3,910.52
75	000:01:14	49594	3,946.57
76	000:01:15	50051	3,982.93
77	000:01:16	50504	4,018.98
78	000:01:17	50959	4,055.19

HM Data Download - Concrete Test Results

READ #	TIME	LOAD	STRESS (PSI)
79	000:01:18	51367	4,087.66
80	000:01:19	51822	4,123.86
81	000:01:20	52279	4,160.23
82	000:01:21	52731	4,196.20
83	000:01:22	53182	4,232.09
84	000:01:23	53632	4,267.90
85	000:01:24	54041	4,300.45
86	000:01:25	54491	4,336.26
87	000:01:26	54939	4,371.91
88	000:01:27	55391	4,407.88
89	000:01:28	55838	4,443.45
90	000:01:29	56290	4,479.42
91	000:01:30	56739	4,515.15
92	000:01:31	57147	4,547.61
93	000:01:32	57595	4,583.26
94	000:01:33	58042	4,618.84
95	000:01:34	58489	4,654.41
96	000:01:35	58939	4,690.22
97	000:01:36	59389	4,726.03
98	000:01:37	59790	4,757.94
99	000:01:38	60238	4,793.59
100	000:01:39	60680	4,828.76
101	000:01:40	61125	4,864.17
102	000:01:41	61573	4,899.82
103	000:01:42	62016	4,935.08
104	000:01:43	62417	4,966.99
105	000:01:44	62857	5,002.00
106	000:01:45	63299	5,037.17
107	000:01:46	63740	5,072.27
108	000:01:47	64181	5,107.36
109	000:01:48	64620	5,142.30
110	000:01:49	65057	5,177.07
111	000:01:50	65452	5,208.50
112	000:01:51	65888	5,243.20
113	000:01:52	66323	5,277.82
114	000:01:53	66759	5,312.51
115	000:01:54	67197	5,347.37
116	000:01:55	67588	5,378.48

HM Data Download - Concrete Test Results

READ #	TIME	LOAD	STRESS (PSI)
117	000:01:56	68027	5,413.42
118	000:01:57	68462	5,448.03
119	000:01:58	68895	5,482.49
120	000:01:59	69284	5,513.45
121	000:02:00	69715	5,547.74
122	000:02:01	70144	5,581.88
123	000:02:02	70572	5,615.94
124	000:02:03	70957	5,646.58
125	000:02:04	71382	5,680.40
126	000:02:05	71802	5,713.82
127	000:02:06	72220	5,747.08
128	000:02:07	72640	5,780.51
129	000:02:08	73055	5,813.53
130	000:02:09	73431	5,843.45
131	000:02:10	73845	5,876.40
132	000:02:11	74270	5,910.22
133	000:02:12	74635	5,939.26
134	000:02:13	75043	5,971.73
135	000:02:14	75445	6,003.72
136	000:02:15	75843	6,035.39
137	000:02:16	76242	6,067.15
138	000:02:17	76638	6,098.66
139	000:02:18	77028	6,129.69
140	000:02:19	77385	6,158.10
141	000:02:20	77770	6,188.74
142	000:02:21	78153	6,219.22
143	000:02:22	78534	6,249.54
144	000:02:23	78910	6,279.46
145	000:02:24	79279	6,308.82
146	000:02:25	79609	6,335.08
147	000:02:26	79971	6,363.89
148	000:02:27	80332	6,392.62
149	000:02:28	80683	6,420.55
150	000:02:29	81032	6,448.32
151	000:02:30	81375	6,475.62
152	000:02:31	81678	6,499.73
153	000:02:32	82010	6,526.15
154	000:02:33	82334	6,551.93

HM Data Download - Concrete Test Results

READ #	TIME	LOAD	STRESS (PSI)
155	000:02:34	82654	6,577.40
156	000:02:35	82959	6,601.67
157	000:02:36	83249	6,624.75
158	000:02:37	83499	6,644.64
159	000:02:38	83757	6,665.17
160	000:02:39	83994	6,684.03
161	000:02:40	84202	6,700.58
162	000:02:41	84373	6,714.19
163	000:02:42	84463	6,721.35
164	000:02:43	84363	6,713.39
165	000:02:44	83696	6,660.32
166	000:02:44	58687	4,670.16

Concrete Test

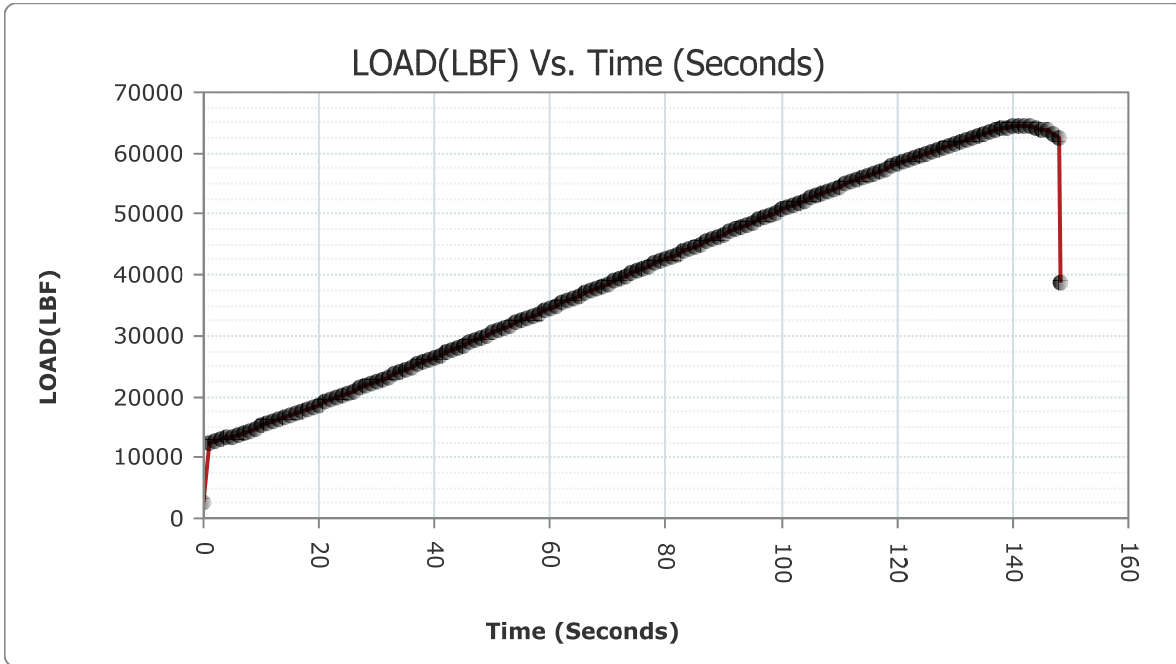
Sample Identification: O24H_2

Machine ID: 6a127

Test Type: ASTM C39

5/16/2020

TYPE	PEAK VALUES	UNITS
LOAD	64596	LBF
Diameter	4.00	IN
Length	8.00	IN
Cross-Sectional Area	12.57	IN ²
Sample Age	0.0	day(s)
Corrected Stress	5140.41	PSI
Average Pace Rate	376.33	LBF
Fracture Type	Type 2	
Correction Factor	1.000	
Temperature @ START	78.9	°F
Temperature @ FINISH	79.0	°F



READ #	TIME	LOAD	STRESS (PSI)
1	000:00:00	2650	210.88
2	000:00:01	12462	991.69

HM Data Download - Concrete Test Results

READ #	TIME	LOAD	STRESS (PSI)
3	000:00:02	12634	1,005.38
4	000:00:03	12894	1,026.07
5	000:00:04	13189	1,049.55
6	000:00:05	13501	1,074.38
7	000:00:06	13819	1,099.68
8	000:00:07	14149	1,125.94
9	000:00:08	14452	1,150.05
10	000:00:09	14793	1,177.19
11	000:00:10	15146	1,205.28
12	000:00:11	15495	1,233.05
13	000:00:12	15811	1,258.20
14	000:00:13	16168	1,286.61
15	000:00:14	16528	1,315.26
16	000:00:15	16892	1,344.22
17	000:00:16	17254	1,373.03
18	000:00:17	17623	1,402.39
19	000:00:18	17995	1,432.00
20	000:00:19	18328	1,458.50
21	000:00:20	18705	1,488.50
22	000:00:21	19082	1,518.50
23	000:00:22	19460	1,548.58
24	000:00:23	19848	1,579.45
25	000:00:24	20196	1,607.15
26	000:00:25	20585	1,638.10
27	000:00:26	20978	1,669.38
28	000:00:27	21367	1,700.33
29	000:00:28	21723	1,728.66
30	000:00:29	22115	1,759.86
31	000:00:30	22513	1,791.53
32	000:00:31	22911	1,823.20
33	000:00:32	23269	1,851.69
34	000:00:33	23666	1,883.28
35	000:00:34	24065	1,915.03
36	000:00:35	24464	1,946.78
37	000:00:36	24865	1,978.69
38	000:00:37	25265	2,010.52
39	000:00:38	25667	2,042.52
40	000:00:39	26029	2,071.32

HM Data Download - Concrete Test Results

READ #	TIME	LOAD	STRESS (PSI)
41	000:00:40	26436	2,103.71
42	000:00:41	26837	2,135.62
43	000:00:42	27245	2,168.09
44	000:00:43	27651	2,200.40
45	000:00:44	28057	2,232.71
46	000:00:45	28424	2,261.91
47	000:00:46	28834	2,294.54
48	000:00:47	29240	2,326.85
49	000:00:48	29650	2,359.47
50	000:00:49	30061	2,392.18
51	000:00:50	30470	2,424.73
52	000:00:51	30843	2,454.41
53	000:00:52	31252	2,486.96
54	000:00:53	31665	2,519.82
55	000:00:54	32074	2,552.37
56	000:00:55	32489	2,585.39
57	000:00:56	32902	2,618.26
58	000:00:57	33314	2,651.04
59	000:00:58	33687	2,680.73
60	000:00:59	34100	2,713.59
61	000:01:00	34513	2,746.46
62	000:01:01	34924	2,779.16
63	000:01:02	35339	2,812.19
64	000:01:03	35754	2,845.21
65	000:01:04	36127	2,874.90
66	000:01:05	36539	2,907.68
67	000:01:06	36955	2,940.79
68	000:01:07	37367	2,973.57
69	000:01:08	37782	3,006.60
70	000:01:09	38194	3,039.38
71	000:01:10	38573	3,069.54
72	000:01:11	38994	3,103.04
73	000:01:12	39408	3,135.99
74	000:01:13	39821	3,168.85
75	000:01:14	40234	3,201.72
76	000:01:15	40607	3,231.40
77	000:01:16	41022	3,264.43
78	000:01:17	41433	3,297.13

HM Data Download - Concrete Test Results

READ #	TIME	LOAD	STRESS (PSI)
79	000:01:18	41845	3,329.92
80	000:01:19	42256	3,362.63
81	000:01:20	42667	3,395.33
82	000:01:21	43080	3,428.20
83	000:01:22	43452	3,457.80
84	000:01:23	43864	3,490.59
85	000:01:24	44279	3,523.61
86	000:01:25	44694	3,556.64
87	000:01:26	45063	3,586.00
88	000:01:27	45475	3,618.79
89	000:01:28	45887	3,651.57
90	000:01:29	46299	3,684.36
91	000:01:30	46669	3,713.80
92	000:01:31	47077	3,746.27
93	000:01:32	47488	3,778.97
94	000:01:33	47890	3,810.97
95	000:01:34	48293	3,843.03
96	000:01:35	48657	3,872.00
97	000:01:36	49057	3,903.83
98	000:01:37	49460	3,935.90
99	000:01:38	49857	3,967.49
100	000:01:39	50257	3,999.32
101	000:01:40	50652	4,030.76
102	000:01:41	51011	4,059.33
103	000:01:42	51406	4,090.76
104	000:01:43	51800	4,122.11
105	000:01:44	52193	4,153.39
106	000:01:45	52587	4,184.74
107	000:01:46	52980	4,216.01
108	000:01:47	53329	4,243.79
109	000:01:48	53717	4,274.66
110	000:01:49	54102	4,305.30
111	000:01:50	54487	4,335.94
112	000:01:51	54872	4,366.58
113	000:01:52	55252	4,396.81
114	000:01:53	55632	4,427.05
115	000:01:54	55973	4,454.19
116	000:01:55	56350	4,484.19

HM Data Download - Concrete Test Results

READ #	TIME	LOAD	STRESS (PSI)
117	000:01:56	56722	4,513.79
118	000:01:57	57095	4,543.48
119	000:01:58	57464	4,572.84
120	000:01:59	57831	4,602.04
121	000:02:00	58159	4,628.15
122	000:02:01	58523	4,657.11
123	000:02:02	58885	4,685.92
124	000:02:03	59240	4,714.17
125	000:02:04	59596	4,742.50
126	000:02:05	59947	4,770.43
127	000:02:06	60294	4,798.04
128	000:02:07	60608	4,823.03
129	000:02:08	60946	4,849.93
130	000:02:09	61282	4,876.67
131	000:02:10	61616	4,903.25
132	000:02:11	61918	4,927.28
133	000:02:12	62240	4,952.90
134	000:02:13	62556	4,978.05
135	000:02:14	62869	5,002.96
136	000:02:15	63171	5,026.99
137	000:02:16	63462	5,050.15
138	000:02:17	63742	5,072.43
139	000:02:18	63982	5,091.53
140	000:02:19	64228	5,111.10
141	000:02:20	64439	5,127.89
142	000:02:21	64573	5,138.56
143	000:02:22	64570	5,138.32
144	000:02:23	64412	5,125.74
145	000:02:24	64178	5,107.12
146	000:02:25	63917	5,086.35
147	000:02:26	63661	5,065.98
148	000:02:27	63322	5,039.00
149	000:02:28	62645	4,985.13
150	000:02:28	38801	3,087.69

Concrete Test

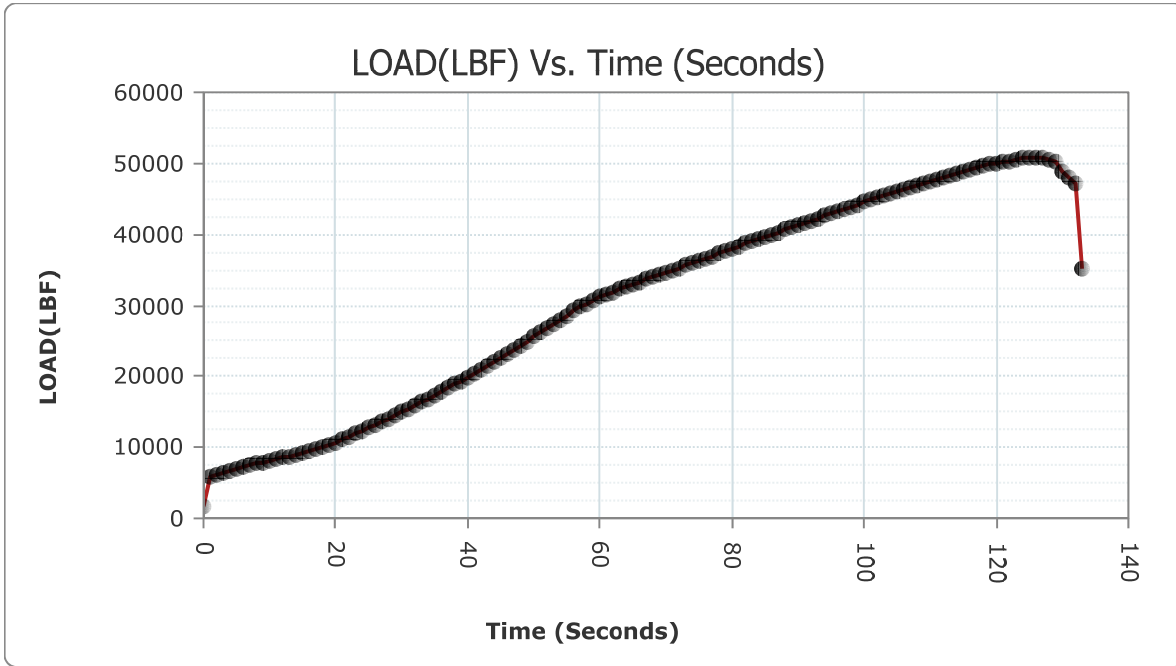
Sample Identification: O24H_3

Machine ID: 6a127

Test Type: ASTM C39

5/16/2020

TYPE	PEAK VALUES	UNITS
LOAD	50769	LBF
Diameter	4.00	IN
Length	8.00	IN
Cross-Sectional Area	12.57	IN ²
Sample Age	0.0	day(s)
Corrected Stress	4040.06	PSI
Average Pace Rate	339.38	LBF
Fracture Type	Type 2	
Correction Factor	1.000	
Temperature @ START	79.0	°F
Temperature @ FINISH	79.1	°F



READ #	TIME	LOAD	STRESS (PSI)
1	000:00:00	1562	124.30
2	000:00:01	5894	469.03

HM Data Download - Concrete Test Results

READ #	TIME	LOAD	STRESS (PSI)
3	000:00:02	6064	482.56
4	000:00:03	6384	508.02
5	000:00:04	6749	537.07
6	000:00:05	7047	560.78
7	000:00:06	7287	579.88
8	000:00:07	7486	595.72
9	000:00:08	7703	612.99
10	000:00:09	7918	630.09
11	000:00:10	8135	647.36
12	000:00:11	8325	662.48
13	000:00:12	8538	679.43
14	000:00:13	8753	696.54
15	000:00:14	8968	713.65
16	000:00:15	9162	729.09
17	000:00:16	9415	749.22
18	000:00:17	9735	774.69
19	000:00:18	10058	800.39
20	000:00:19	10383	826.25
21	000:00:20	10715	852.67
22	000:00:21	11077	881.48
23	000:00:22	11525	917.13
24	000:00:23	11973	952.78
25	000:00:24	12399	986.68
26	000:00:25	12809	1,019.31
27	000:00:26	13237	1,053.37
28	000:00:27	13638	1,085.28
29	000:00:28	14080	1,120.45
30	000:00:29	14530	1,156.26
31	000:00:30	14994	1,193.18
32	000:00:31	15459	1,230.19
33	000:00:32	15885	1,264.09
34	000:00:33	16365	1,302.29
35	000:00:34	16857	1,341.44
36	000:00:35	17356	1,381.15
37	000:00:36	17859	1,421.17
38	000:00:37	18372	1,462.00
39	000:00:38	18887	1,502.98
40	000:00:39	19359	1,540.54

HM Data Download - Concrete Test Results

READ #	TIME	LOAD	STRESS (PSI)
41	000:00:40	19894	1,583.11
42	000:00:41	20435	1,626.17
43	000:00:42	20985	1,669.93
44	000:00:43	21547	1,714.66
45	000:00:44	22110	1,759.46
46	000:00:45	22623	1,800.28
47	000:00:46	23192	1,845.56
48	000:00:47	23771	1,891.64
49	000:00:48	24359	1,938.43
50	000:00:49	24951	1,985.54
51	000:00:50	25551	2,033.28
52	000:00:51	26099	2,076.89
53	000:00:52	26705	2,125.12
54	000:00:53	27316	2,173.74
55	000:00:54	27935	2,223.00
56	000:00:55	28561	2,272.81
57	000:00:56	29185	2,322.47
58	000:00:57	29786	2,370.29
59	000:00:58	30229	2,405.55
60	000:00:59	30696	2,442.71
61	000:01:00	31140	2,478.04
62	000:01:01	31549	2,510.59
63	000:01:02	31935	2,541.31
64	000:01:03	32293	2,569.80
65	000:01:04	32609	2,594.94
66	000:01:05	32947	2,621.84
67	000:01:06	33293	2,649.37
68	000:01:07	33634	2,676.51
69	000:01:08	33946	2,701.34
70	000:01:09	34286	2,728.39
71	000:01:10	34631	2,755.85
72	000:01:11	34975	2,783.22
73	000:01:12	35286	2,807.97
74	000:01:13	35632	2,835.50
75	000:01:14	35977	2,862.96
76	000:01:15	36318	2,890.09
77	000:01:16	36660	2,917.31
78	000:01:17	36963	2,941.42

HM Data Download - Concrete Test Results

READ #	TIME	LOAD	STRESS (PSI)
79	000:01:18	37305	2,968.64
80	000:01:19	37644	2,995.61
81	000:01:20	37983	3,022.59
82	000:01:21	38321	3,049.49
83	000:01:22	38660	3,076.47
84	000:01:23	38998	3,103.36
85	000:01:24	39301	3,127.47
86	000:01:25	39636	3,154.13
87	000:01:26	39972	3,180.87
88	000:01:27	40310	3,207.77
89	000:01:28	40651	3,234.90
90	000:01:29	40950	3,258.70
91	000:01:30	41284	3,285.28
92	000:01:31	41616	3,311.70
93	000:01:32	41947	3,338.04
94	000:01:33	42278	3,364.38
95	000:01:34	42607	3,390.56
96	000:01:35	42900	3,413.87
97	000:01:36	43230	3,440.13
98	000:01:37	43553	3,465.84
99	000:01:38	43876	3,491.54
100	000:01:39	44199	3,517.24
101	000:01:40	44520	3,542.79
102	000:01:41	44809	3,565.79
103	000:01:42	45127	3,591.09
104	000:01:43	45440	3,616.00
105	000:01:44	45752	3,640.83
106	000:01:45	46055	3,664.94
107	000:01:46	46353	3,688.65
108	000:01:47	46621	3,709.98
109	000:01:48	46916	3,733.46
110	000:01:49	47207	3,756.61
111	000:01:50	47497	3,779.69
112	000:01:51	47781	3,802.29
113	000:01:52	48066	3,824.97
114	000:01:53	48340	3,846.77
115	000:01:54	48583	3,866.11
116	000:01:55	48847	3,887.12

HM Data Download - Concrete Test Results

READ #	TIME	LOAD	STRESS (PSI)
117	000:01:56	49107	3,907.81
118	000:01:57	49358	3,927.78
119	000:01:58	49598	3,946.88
120	000:01:59	49831	3,965.43
121	000:02:00	50023	3,980.70
122	000:02:01	50214	3,995.90
123	000:02:02	50371	4,008.40
124	000:02:03	50515	4,019.86
125	000:02:04	50667	4,031.95
126	000:02:05	50744	4,038.08
127	000:02:06	50766	4,039.83
128	000:02:07	50747	4,038.32
129	000:02:08	50602	4,026.78
130	000:02:09	50170	3,992.40
131	000:02:10	48968	3,896.75
132	000:02:11	48072	3,825.45
133	000:02:12	47233	3,758.68
134	000:02:12	35272	2,806.86

Concrete Test

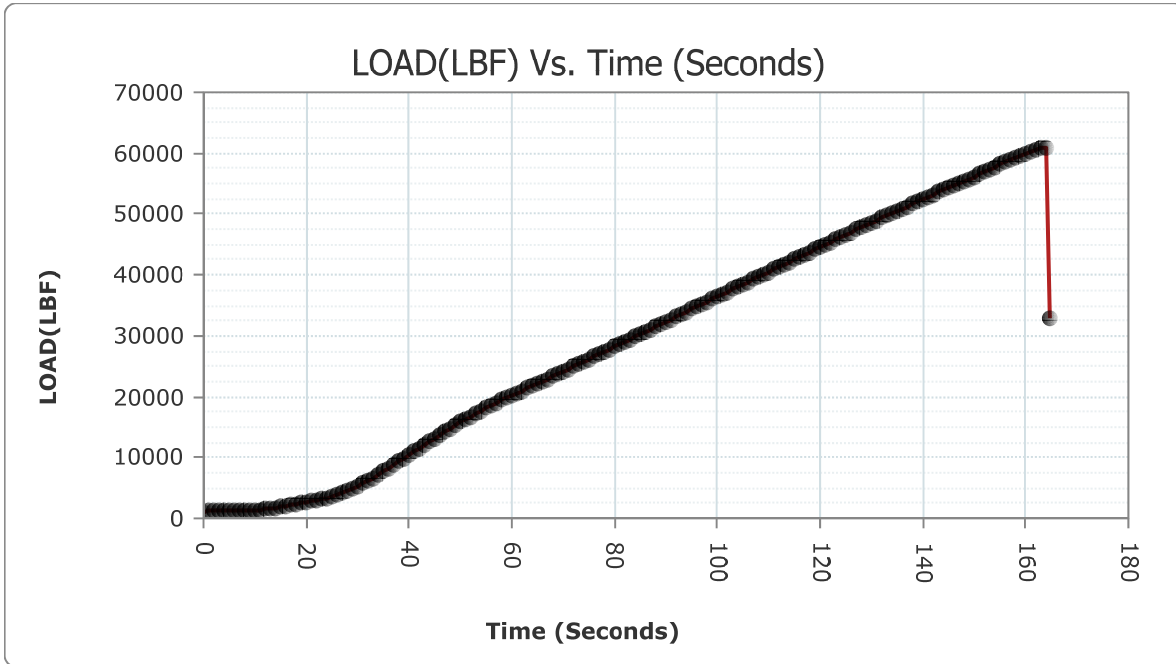
Sample Identification: O3D_1

Machine ID: 6a127

Test Type: ASTM C39

5/18/2020

TYPE	PEAK VALUES	UNITS
LOAD	60895	LBF
Diameter	4.00	IN
Length	8.00	IN
Cross-Sectional Area	12.57	IN ²
Sample Age	0.0	day(s)
Corrected Stress	4845.87	PSI
Average Pace Rate	392.28	LBF
Fracture Type	Type 1	
Correction Factor	1.000	
Temperature @ START	90.0	°F
Temperature @ FINISH	90.2	°F



READ #	TIME	LOAD	STRESS (PSI)
1	000:00:00	1023	81.41
2	000:00:01	1266	100.75

HM Data Download - Concrete Test Results

READ #	TIME	LOAD	STRESS (PSI)
3	000:00:02	1226	97.56
4	000:00:03	1201	95.57
5	000:00:04	1185	94.30
6	000:00:05	1170	93.11
7	000:00:06	1156	91.99
8	000:00:07	1184	94.22
9	000:00:08	1232	98.04
10	000:00:09	1291	102.73
11	000:00:10	1362	108.38
12	000:00:11	1431	113.88
13	000:00:12	1501	119.45
14	000:00:13	1599	127.24
15	000:00:14	1702	135.44
16	000:00:15	1826	145.31
17	000:00:16	1971	156.85
18	000:00:17	2122	168.86
19	000:00:18	2284	181.75
20	000:00:19	2455	195.36
21	000:00:20	2619	208.41
22	000:00:21	2805	223.21
23	000:00:22	2984	237.46
24	000:00:23	3193	254.09
25	000:00:24	3394	270.09
26	000:00:25	3635	289.26
27	000:00:26	3919	311.86
28	000:00:27	4230	336.61
29	000:00:28	4533	360.72
30	000:00:29	4906	390.41
31	000:00:30	5319	423.27
32	000:00:31	5751	457.65
33	000:00:32	6155	489.80
34	000:00:33	6630	527.60
35	000:00:34	7136	567.86
36	000:00:35	7664	609.88
37	000:00:36	8215	653.73
38	000:00:37	8769	697.81
39	000:00:38	9322	741.82
40	000:00:39	9823	781.69

HM Data Download - Concrete Test Results

READ #	TIME	LOAD	STRESS (PSI)
41	000:00:40	10400	827.61
42	000:00:41	10976	873.44
43	000:00:42	11557	919.68
44	000:00:43	12141	966.15
45	000:00:44	12693	1,010.08
46	000:00:45	13184	1,049.15
47	000:00:46	13726	1,092.28
48	000:00:47	14275	1,135.97
49	000:00:48	14803	1,177.99
50	000:00:49	15300	1,217.54
51	000:00:50	15799	1,257.24
52	000:00:51	16229	1,291.46
53	000:00:52	16695	1,328.55
54	000:00:53	17167	1,366.11
55	000:00:54	17631	1,403.03
56	000:00:55	18095	1,439.95
57	000:00:56	18549	1,476.08
58	000:00:57	18993	1,511.41
59	000:00:58	19388	1,542.85
60	000:00:59	19811	1,576.51
61	000:01:00	20201	1,607.54
62	000:01:01	20589	1,638.42
63	000:01:02	20987	1,670.09
64	000:01:03	21383	1,701.61
65	000:01:04	21740	1,730.01
66	000:01:05	22142	1,762.00
67	000:01:06	22541	1,793.76
68	000:01:07	22944	1,825.83
69	000:01:08	23350	1,858.13
70	000:01:09	23756	1,890.44
71	000:01:10	24124	1,919.73
72	000:01:11	24527	1,951.80
73	000:01:12	24934	1,984.18
74	000:01:13	25346	2,016.97
75	000:01:14	25754	2,049.44
76	000:01:15	26167	2,082.30
77	000:01:16	26575	2,114.77
78	000:01:17	26949	2,144.53

HM Data Download - Concrete Test Results

READ #	TIME	LOAD	STRESS (PSI)
79	000:01:18	27361	2,177.32
80	000:01:19	27777	2,210.42
81	000:01:20	28195	2,243.69
82	000:01:21	28570	2,273.53
83	000:01:22	28989	2,306.87
84	000:01:23	29407	2,340.13
85	000:01:24	29829	2,373.72
86	000:01:25	30208	2,403.88
87	000:01:26	30627	2,437.22
88	000:01:27	31050	2,470.88
89	000:01:28	31473	2,504.54
90	000:01:29	31892	2,537.88
91	000:01:30	32279	2,568.68
92	000:01:31	32706	2,602.66
93	000:01:32	33085	2,632.82
94	000:01:33	33508	2,666.48
95	000:01:34	33930	2,700.06
96	000:01:35	34352	2,733.65
97	000:01:36	34774	2,767.23
98	000:01:37	35156	2,797.63
99	000:01:38	35579	2,831.29
100	000:01:39	36001	2,864.87
101	000:01:40	36420	2,898.21
102	000:01:41	36799	2,928.37
103	000:01:42	37227	2,962.43
104	000:01:43	37647	2,995.85
105	000:01:44	38067	3,029.28
106	000:01:45	38446	3,059.44
107	000:01:46	38867	3,092.94
108	000:01:47	39291	3,126.68
109	000:01:48	39712	3,160.18
110	000:01:49	40090	3,190.26
111	000:01:50	40508	3,223.52
112	000:01:51	40927	3,256.87
113	000:01:52	41348	3,290.37
114	000:01:53	41722	3,320.13
115	000:01:54	42144	3,353.71
116	000:01:55	42558	3,386.66

HM Data Download - Concrete Test Results

READ #	TIME	LOAD	STRESS (PSI)
117	000:01:56	42974	3,419.76
118	000:01:57	43353	3,449.92
119	000:01:58	43766	3,482.79
120	000:01:59	44181	3,515.81
121	000:02:00	44593	3,548.60
122	000:02:01	44965	3,578.20
123	000:02:02	45380	3,611.23
124	000:02:03	45789	3,643.77
125	000:02:04	46200	3,676.48
126	000:02:05	46568	3,705.76
127	000:02:06	46973	3,737.99
128	000:02:07	47381	3,770.46
129	000:02:08	47788	3,802.85
130	000:02:09	48152	3,831.81
131	000:02:10	48556	3,863.96
132	000:02:11	48959	3,896.03
133	000:02:12	49360	3,927.94
134	000:02:13	49722	3,956.75
135	000:02:14	50116	3,988.10
136	000:02:15	50516	4,019.94
137	000:02:16	50912	4,051.45
138	000:02:17	51266	4,079.62
139	000:02:18	51659	4,110.89
140	000:02:19	52052	4,142.17
141	000:02:20	52440	4,173.04
142	000:02:21	52791	4,200.97
143	000:02:22	53173	4,231.37
144	000:02:23	53559	4,262.09
145	000:02:24	53938	4,292.25
146	000:02:25	54282	4,319.62
147	000:02:26	54656	4,349.39
148	000:02:27	55035	4,379.55
149	000:02:28	55406	4,409.07
150	000:02:29	55740	4,435.65
151	000:02:30	56114	4,465.41
152	000:02:31	56511	4,497.00
153	000:02:32	56869	4,525.49
154	000:02:33	57284	4,558.52

HM Data Download - Concrete Test Results

READ #	TIME	LOAD	STRESS (PSI)
155	000:02:34	57709	4,592.34
156	000:02:35	58129	4,625.76
157	000:02:36	58499	4,655.20
158	000:02:37	58887	4,686.08
159	000:02:38	59261	4,715.84
160	000:02:39	59618	4,744.25
161	000:02:40	59934	4,769.40
162	000:02:41	60260	4,795.34
163	000:02:42	60561	4,819.29
164	000:02:43	60806	4,838.79
165	000:02:44	60870	4,843.88
166	000:02:44	32777	2,608.31

Concrete Test

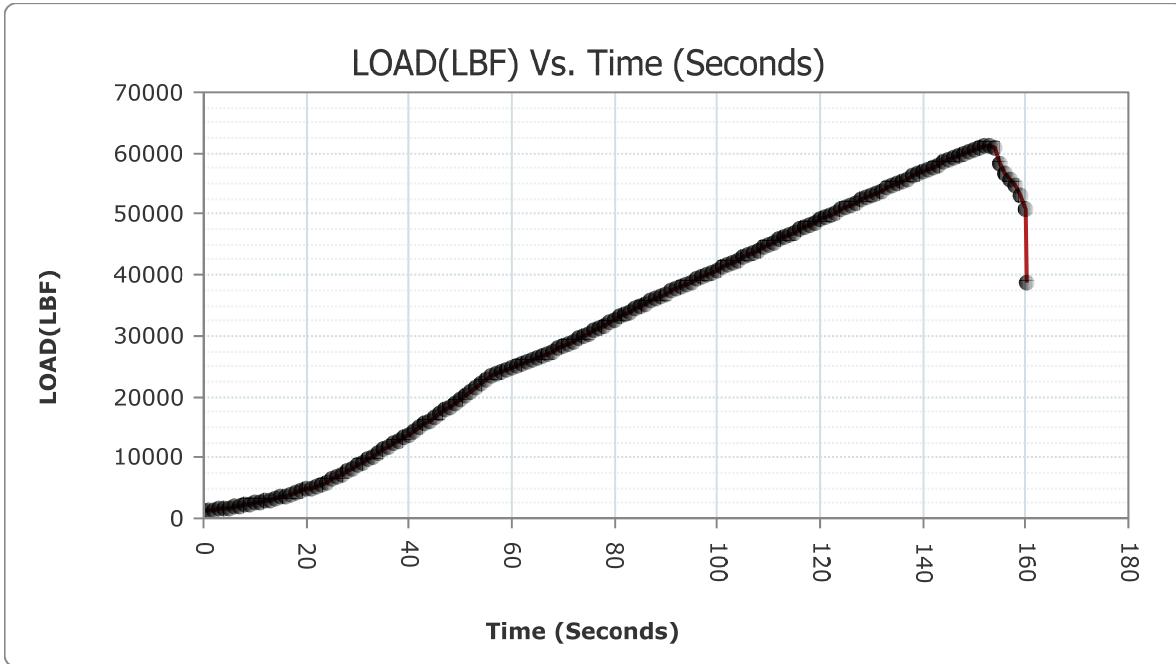
Sample Identification: O3D_2

Machine ID: 6a127

Test Type: ASTM C39

5/18/2020

TYPE	PEAK VALUES	UNITS
LOAD	61284	LBF
Diameter	4.00	IN
Length	8.00	IN
Cross-Sectional Area	12.57	IN ²
Sample Age	0.0	day(s)
Corrected Stress	4876.80	PSI
Average Pace Rate	400.48	LBF
Fracture Type	Type 1	
Correction Factor	1.000	
Temperature @ START	90.5	°F
Temperature @ FINISH	90.4	°F



READ #	TIME	LOAD	STRESS (PSI)
1	000:00:00	1155	91.91
2	000:00:01	1358	108.07

HM Data Download - Concrete Test Results

READ #	TIME	LOAD	STRESS (PSI)
3	000:00:02	1436	114.27
4	000:00:03	1534	122.07
5	000:00:04	1648	131.14
6	000:00:05	1755	139.66
7	000:00:06	1886	150.08
8	000:00:07	2028	161.38
9	000:00:08	2181	173.56
10	000:00:09	2325	185.02
11	000:00:10	2497	198.70
12	000:00:11	2676	212.95
13	000:00:12	2862	227.75
14	000:00:13	3023	240.56
15	000:00:14	3232	257.19
16	000:00:15	3456	275.02
17	000:00:16	3689	293.56
18	000:00:17	3913	311.39
19	000:00:18	4169	331.76
20	000:00:19	4441	353.40
21	000:00:20	4728	376.24
22	000:00:21	4997	397.65
23	000:00:22	5310	422.56
24	000:00:23	5641	448.90
25	000:00:24	5994	476.99
26	000:00:25	6350	505.32
27	000:00:26	6784	539.85
28	000:00:27	7248	576.78
29	000:00:28	7740	615.93
30	000:00:29	8196	652.22
31	000:00:30	8728	694.55
32	000:00:31	9260	736.89
33	000:00:32	9730	774.29
34	000:00:33	10244	815.19
35	000:00:34	10771	857.13
36	000:00:35	11284	897.95
37	000:00:36	11743	934.48
38	000:00:37	12265	976.02
39	000:00:38	12797	1,018.35
40	000:00:39	13339	1,061.48

HM Data Download - Concrete Test Results

READ #	TIME	LOAD	STRESS (PSI)
41	000:00:40	13830	1,100.56
42	000:00:41	14379	1,144.24
43	000:00:42	14940	1,188.89
44	000:00:43	15508	1,234.09
45	000:00:44	16023	1,275.07
46	000:00:45	16606	1,321.46
47	000:00:46	17194	1,368.26
48	000:00:47	17788	1,415.52
49	000:00:48	18326	1,458.34
50	000:00:49	18933	1,506.64
51	000:00:50	19546	1,555.42
52	000:00:51	20164	1,604.60
53	000:00:52	20731	1,649.72
54	000:00:53	21378	1,701.21
55	000:00:54	22073	1,756.51
56	000:00:55	22754	1,810.71
57	000:00:56	23338	1,857.18
58	000:00:57	23784	1,892.67
59	000:00:58	24209	1,926.49
60	000:00:59	24571	1,955.30
61	000:01:00	24889	1,980.60
62	000:01:01	25154	2,001.69
63	000:01:02	25450	2,025.25
64	000:01:03	25747	2,048.88
65	000:01:04	26047	2,072.75
66	000:01:05	26354	2,097.18
67	000:01:06	26705	2,125.12
68	000:01:07	27084	2,155.28
69	000:01:08	27483	2,187.03
70	000:01:09	27854	2,216.55
71	000:01:10	28274	2,249.97
72	000:01:11	28700	2,283.87
73	000:01:12	29133	2,318.33
74	000:01:13	29523	2,349.37
75	000:01:14	29953	2,383.58
76	000:01:15	30403	2,419.39
77	000:01:16	30858	2,455.60
78	000:01:17	31272	2,488.55

HM Data Download - Concrete Test Results

READ #	TIME	LOAD	STRESS (PSI)
79	000:01:18	31723	2,524.44
80	000:01:19	32184	2,561.12
81	000:01:20	32642	2,597.57
82	000:01:21	33052	2,630.19
83	000:01:22	33510	2,666.64
84	000:01:23	33967	2,703.01
85	000:01:24	34423	2,739.30
86	000:01:25	34839	2,772.40
87	000:01:26	35292	2,808.45
88	000:01:27	35723	2,842.75
89	000:01:28	36147	2,876.49
90	000:01:29	36505	2,904.98
91	000:01:30	36903	2,936.65
92	000:01:31	37316	2,969.51
93	000:01:32	37678	2,998.32
94	000:01:33	38075	3,029.91
95	000:01:34	38475	3,061.74
96	000:01:35	38874	3,093.49
97	000:01:36	39233	3,122.06
98	000:01:37	39634	3,153.97
99	000:01:38	40030	3,185.49
100	000:01:39	40430	3,217.32
101	000:01:40	40787	3,245.73
102	000:01:41	41205	3,278.99
103	000:01:42	41634	3,313.13
104	000:01:43	42062	3,347.19
105	000:01:44	42446	3,377.75
106	000:01:45	42873	3,411.72
107	000:01:46	43300	3,445.70
108	000:01:47	43727	3,479.68
109	000:01:48	44106	3,509.84
110	000:01:49	44531	3,543.66
111	000:01:50	44958	3,577.64
112	000:01:51	45381	3,611.31
113	000:01:52	45763	3,641.70
114	000:01:53	46184	3,675.21
115	000:01:54	46604	3,708.63
116	000:01:55	47026	3,742.21

HM Data Download - Concrete Test Results

READ #	TIME	LOAD	STRESS (PSI)
117	000:01:56	47403	3,772.21
118	000:01:57	47821	3,805.47
119	000:01:58	48238	3,838.66
120	000:01:59	48655	3,871.84
121	000:02:00	49069	3,904.79
122	000:02:01	49447	3,934.87
123	000:02:02	49861	3,967.81
124	000:02:03	50273	4,000.60
125	000:02:04	50686	4,033.46
126	000:02:05	51056	4,062.91
127	000:02:06	51466	4,095.53
128	000:02:07	51877	4,128.24
129	000:02:08	52283	4,160.55
130	000:02:09	52653	4,189.99
131	000:02:10	53059	4,222.30
132	000:02:11	53465	4,254.61
133	000:02:12	53869	4,286.76
134	000:02:13	54233	4,315.73
135	000:02:14	54629	4,347.24
136	000:02:15	55029	4,379.07
137	000:02:16	55427	4,410.74
138	000:02:17	55784	4,439.15
139	000:02:18	56175	4,470.26
140	000:02:19	56567	4,501.46
141	000:02:20	56957	4,532.49
142	000:02:21	57307	4,560.35
143	000:02:22	57696	4,591.30
144	000:02:23	58080	4,621.86
145	000:02:24	58462	4,652.26
146	000:02:25	58803	4,679.39
147	000:02:26	59171	4,708.68
148	000:02:27	59531	4,737.33
149	000:02:28	59888	4,765.74
150	000:02:29	60239	4,793.67
151	000:02:30	60614	4,823.51
152	000:02:31	60981	4,852.71
153	000:02:32	61240	4,873.32
154	000:02:33	61264	4,875.23

HM Data Download - Concrete Test Results

READ #	TIME	LOAD	STRESS (PSI)
155	000:02:34	60776	4,836.40
156	000:02:35	58344	4,642.87
157	000:02:36	56615	4,505.28
158	000:02:37	55823	4,442.25
159	000:02:38	54671	4,350.58
160	000:02:39	53071	4,223.26
161	000:02:40	50805	4,042.93
162	000:02:40	38583	3,070.34

Concrete Test

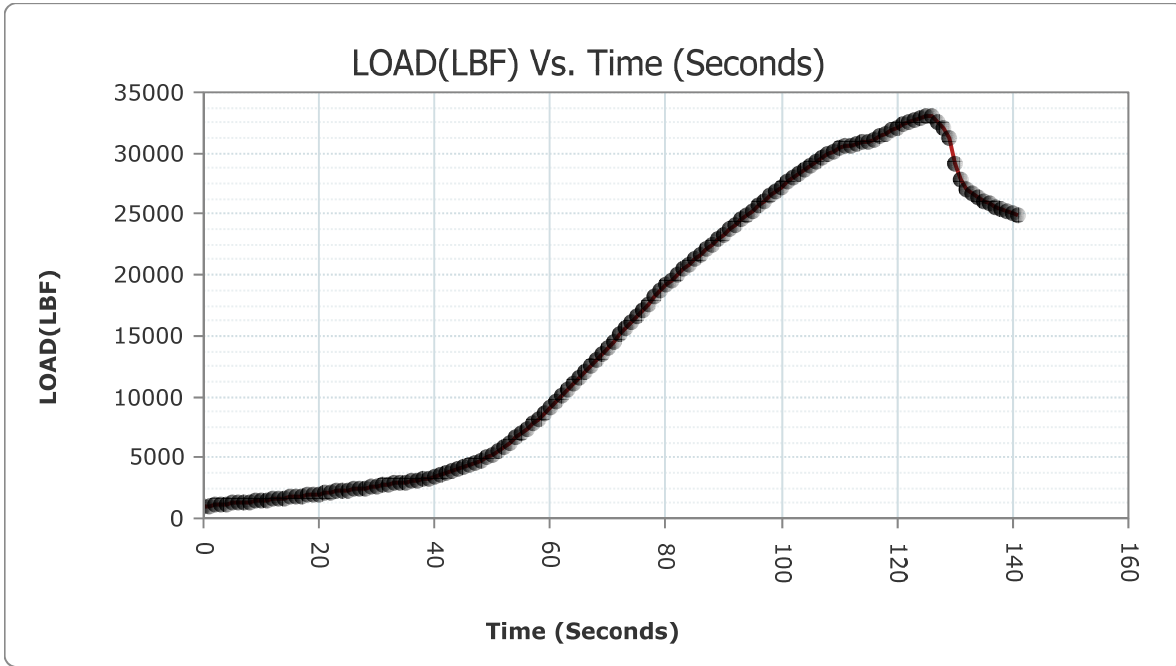
Sample Identification: O3D_3

Machine ID: 6a127

Test Type: ASTM C39

5/18/2020

TYPE	PEAK VALUES	UNITS
LOAD	33136	LBF
Diameter	4.00	IN
Length	8.00	IN
Cross-Sectional Area	12.57	IN ²
Sample Age	0.0	day(s)
Corrected Stress	2636.86	PSI
Average Pace Rate	337.51	LBF
Fracture Type	Type 1	
Correction Factor	1.000	
Temperature @ START	90.5	°F
Temperature @ FINISH	90.6	°F



READ #	TIME	LOAD	STRESS (PSI)
1	000:00:00	1004	79.90
2	000:00:01	1043	83.00

HM Data Download - Concrete Test Results

READ #	TIME	LOAD	STRESS (PSI)
3	000:00:02	1087	86.50
4	000:00:03	1133	90.16
5	000:00:04	1182	94.06
6	000:00:05	1225	97.48
7	000:00:06	1272	101.22
8	000:00:07	1323	105.28
9	000:00:08	1375	109.42
10	000:00:09	1422	113.16
11	000:00:10	1474	117.30
12	000:00:11	1531	121.83
13	000:00:12	1587	126.29
14	000:00:13	1635	130.11
15	000:00:14	1691	134.57
16	000:00:15	1746	138.94
17	000:00:16	1803	143.48
18	000:00:17	1857	147.78
19	000:00:18	1916	152.47
20	000:00:19	1976	157.25
21	000:00:20	2032	161.70
22	000:00:21	2086	166.00
23	000:00:22	2148	170.93
24	000:00:23	2203	175.31
25	000:00:24	2266	180.32
26	000:00:25	2323	184.86
27	000:00:26	2385	189.79
28	000:00:27	2447	194.73
29	000:00:28	2514	200.06
30	000:00:29	2578	205.15
31	000:00:30	2638	209.93
32	000:00:31	2707	215.42
33	000:00:32	2782	221.38
34	000:00:33	2858	227.43
35	000:00:34	2910	231.57
36	000:00:35	2994	238.25
37	000:00:36	3068	244.14
38	000:00:37	3148	250.51
39	000:00:38	3228	256.88
40	000:00:39	3310	263.40

HM Data Download - Concrete Test Results

READ #	TIME	LOAD	STRESS (PSI)
41	000:00:40	3412	271.52
42	000:00:41	3546	282.18
43	000:00:42	3697	294.20
44	000:00:43	3852	306.53
45	000:00:44	3995	317.91
46	000:00:45	4160	331.04
47	000:00:46	4329	344.49
48	000:00:47	4529	360.41
49	000:00:48	4765	379.19
50	000:00:49	5000	397.89
51	000:00:50	5285	420.57
52	000:00:51	5593	445.08
53	000:00:52	5919	471.02
54	000:00:53	6231	495.85
55	000:00:54	6594	524.73
56	000:00:55	6973	554.89
57	000:00:56	7377	587.04
58	000:00:57	7749	616.65
59	000:00:58	8181	651.02
60	000:00:59	8632	686.91
61	000:01:00	9099	724.08
62	000:01:01	9536	758.85
63	000:01:02	10037	798.72
64	000:01:03	10539	838.67
65	000:01:04	11036	878.22
66	000:01:05	11491	914.42
67	000:01:06	11998	954.77
68	000:01:07	12506	995.20
69	000:01:08	13019	1,036.02
70	000:01:09	13489	1,073.42
71	000:01:10	14011	1,114.96
72	000:01:11	14537	1,156.82
73	000:01:12	15068	1,199.07
74	000:01:13	15554	1,237.75
75	000:01:14	16082	1,279.76
76	000:01:15	16620	1,322.58
77	000:01:16	17158	1,365.39
78	000:01:17	17650	1,404.54

HM Data Download - Concrete Test Results

READ #	TIME	LOAD	STRESS (PSI)
79	000:01:18	18193	1,447.75
80	000:01:19	18683	1,486.75
81	000:01:20	19153	1,524.15
82	000:01:21	19559	1,556.46
83	000:01:22	20002	1,591.71
84	000:01:23	20438	1,626.40
85	000:01:24	20870	1,660.78
86	000:01:25	21261	1,691.90
87	000:01:26	21689	1,725.96
88	000:01:27	22119	1,760.17
89	000:01:28	22535	1,793.28
90	000:01:29	22913	1,823.36
91	000:01:30	23323	1,855.99
92	000:01:31	23730	1,888.37
93	000:01:32	24137	1,920.76
94	000:01:33	24503	1,949.89
95	000:01:34	24901	1,981.56
96	000:01:35	25303	2,013.55
97	000:01:36	25664	2,042.28
98	000:01:37	26062	2,073.95
99	000:01:38	26469	2,106.34
100	000:01:39	26871	2,138.33
101	000:01:40	27232	2,167.05
102	000:01:41	27618	2,197.77
103	000:01:42	27993	2,227.61
104	000:01:43	28356	2,256.50
105	000:01:44	28670	2,281.49
106	000:01:45	29009	2,308.46
107	000:01:46	29339	2,334.72
108	000:01:47	29655	2,359.87
109	000:01:48	29919	2,380.88
110	000:01:49	30183	2,401.89
111	000:01:50	30409	2,419.87
112	000:01:51	30555	2,431.49
113	000:01:52	30677	2,441.20
114	000:01:53	30768	2,448.44
115	000:01:54	30852	2,455.12
116	000:01:55	30974	2,464.83

HM Data Download - Concrete Test Results

READ #	TIME	LOAD	STRESS (PSI)
117	000:01:56	31173	2,480.67
118	000:01:57	31377	2,496.90
119	000:01:58	31600	2,514.65
120	000:01:59	31853	2,534.78
121	000:02:00	32112	2,555.39
122	000:02:01	32327	2,572.50
123	000:02:02	32566	2,591.52
124	000:02:03	32784	2,608.87
125	000:02:04	32957	2,622.63
126	000:02:05	33080	2,632.42
127	000:02:06	33059	2,630.75
128	000:02:07	32639	2,597.33
129	000:02:08	32018	2,547.91
130	000:02:09	31251	2,486.88
131	000:02:10	29176	2,321.75
132	000:02:11	27825	2,214.24
133	000:02:12	27102	2,156.71
134	000:02:13	26683	2,123.37
135	000:02:14	26339	2,095.99
136	000:02:15	26065	2,074.19
137	000:02:16	25820	2,054.69
138	000:02:17	25626	2,039.25
139	000:02:18	25421	2,022.94
140	000:02:19	25240	2,008.54
141	000:02:20	25020	1,991.03
142	000:02:20	24837	1,976.47

Concrete Test

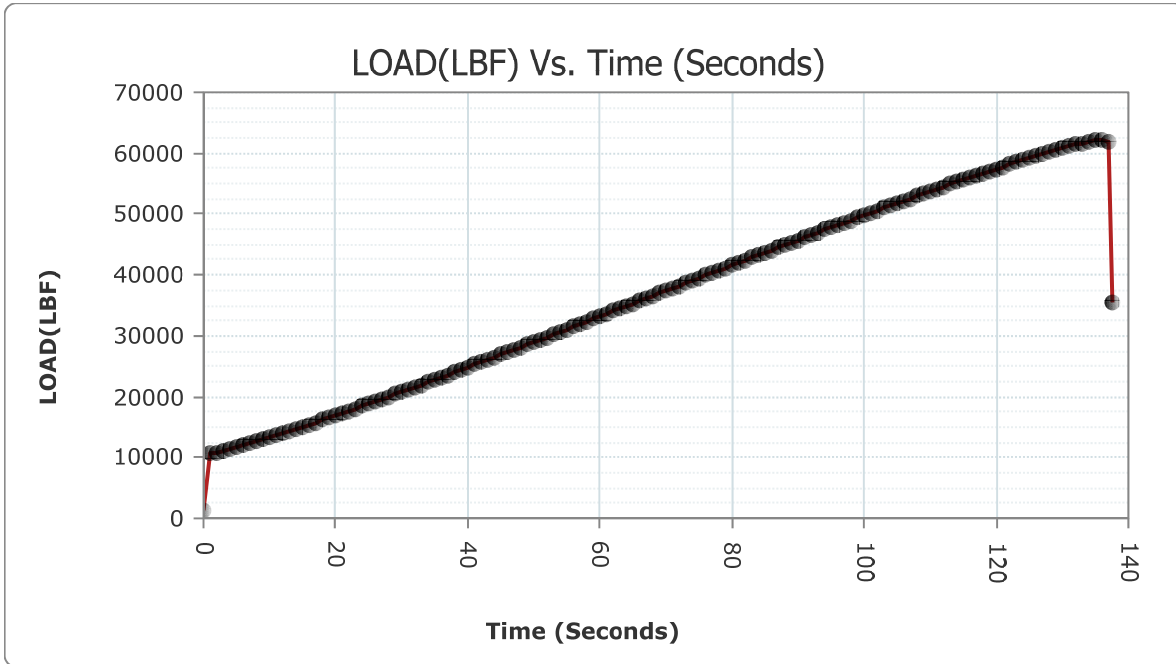
Sample Identification: O28_1

Machine ID: 6a127

Test Type: ASTM C39

6/12/2020

TYPE	PEAK VALUES	UNITS
LOAD	62189	LBF
Diameter	4.00	IN
Length	8.00	IN
Cross-Sectional Area	12.57	IN ²
Sample Age	0.0	day(s)
Corrected Stress	4948.84	PSI
Average Pace Rate	387.87	LBF
Fracture Type	Type 1	
Correction Factor	1.000	
Temperature @ START	89.3	°F
Temperature @ FINISH	88.8	°F



READ #	TIME	LOAD	STRESS (PSI)
1	000:00:00	1409	112.12
2	000:00:01	10776	857.53

HM Data Download - Concrete Test Results

READ #	TIME	LOAD	STRESS (PSI)
3	000:00:02	10817	860.79
4	000:00:03	11068	880.76
5	000:00:04	11355	903.60
6	000:00:05	11660	927.87
7	000:00:06	11974	952.86
8	000:00:07	12263	975.86
9	000:00:08	12595	1,002.28
10	000:00:09	12931	1,029.02
11	000:00:10	13276	1,056.47
12	000:00:11	13622	1,084.00
13	000:00:12	13975	1,112.10
14	000:00:13	14332	1,140.50
15	000:00:14	14659	1,166.53
16	000:00:15	15026	1,195.73
17	000:00:16	15394	1,225.02
18	000:00:17	15765	1,254.54
19	000:00:18	16143	1,284.62
20	000:00:19	16518	1,314.46
21	000:00:20	16864	1,341.99
22	000:00:21	17248	1,372.55
23	000:00:22	17634	1,403.27
24	000:00:23	18025	1,434.38
25	000:00:24	18416	1,465.50
26	000:00:25	18810	1,496.85
27	000:00:26	19167	1,525.26
28	000:00:27	19565	1,556.93
29	000:00:28	19964	1,588.68
30	000:00:29	20365	1,620.60
31	000:00:30	20769	1,652.74
32	000:00:31	21177	1,685.21
33	000:00:32	21585	1,717.68
34	000:00:33	21951	1,746.81
35	000:00:34	22361	1,779.43
36	000:00:35	22774	1,812.30
37	000:00:36	23189	1,845.32
38	000:00:37	23603	1,878.27
39	000:00:38	24018	1,911.29
40	000:00:39	24397	1,941.45

HM Data Download - Concrete Test Results

READ #	TIME	LOAD	STRESS (PSI)
41	000:00:40	24822	1,975.27
42	000:00:41	25244	2,008.85
43	000:00:42	25670	2,042.75
44	000:00:43	26046	2,072.67
45	000:00:44	26473	2,106.65
46	000:00:45	26897	2,140.40
47	000:00:46	27322	2,174.22
48	000:00:47	27705	2,204.69
49	000:00:48	28128	2,238.36
50	000:00:49	28552	2,272.10
51	000:00:50	28982	2,306.31
52	000:00:51	29364	2,336.71
53	000:00:52	29788	2,370.45
54	000:00:53	30211	2,404.11
55	000:00:54	30638	2,438.09
56	000:00:55	31066	2,472.15
57	000:00:56	31495	2,506.29
58	000:00:57	31878	2,536.77
59	000:00:58	32309	2,571.07
60	000:00:59	32737	2,605.13
61	000:01:00	33164	2,639.11
62	000:01:01	33595	2,673.41
63	000:01:02	34029	2,707.94
64	000:01:03	34455	2,741.84
65	000:01:04	34841	2,772.56
66	000:01:05	35272	2,806.86
67	000:01:06	35699	2,840.84
68	000:01:07	36131	2,875.21
69	000:01:08	36561	2,909.43
70	000:01:09	36991	2,943.65
71	000:01:10	37377	2,974.37
72	000:01:11	37805	3,008.43
73	000:01:12	38235	3,042.64
74	000:01:13	38663	3,076.70
75	000:01:14	39092	3,110.84
76	000:01:15	39519	3,144.82
77	000:01:16	39944	3,178.64
78	000:01:17	40325	3,208.96

HM Data Download - Concrete Test Results

READ #	TIME	LOAD	STRESS (PSI)
79	000:01:18	40754	3,243.10
80	000:01:19	41179	3,276.92
81	000:01:20	41603	3,310.66
82	000:01:21	42025	3,344.24
83	000:01:22	42448	3,377.90
84	000:01:23	42830	3,408.30
85	000:01:24	43254	3,442.04
86	000:01:25	43675	3,475.55
87	000:01:26	44094	3,508.89
88	000:01:27	44512	3,542.15
89	000:01:28	44932	3,575.57
90	000:01:29	45309	3,605.58
91	000:01:30	45728	3,638.92
92	000:01:31	46144	3,672.02
93	000:01:32	46560	3,705.13
94	000:01:33	46971	3,737.83
95	000:01:34	47389	3,771.10
96	000:01:35	47798	3,803.64
97	000:01:36	48170	3,833.25
98	000:01:37	48577	3,865.63
99	000:01:38	48987	3,898.26
100	000:01:39	49401	3,931.21
101	000:01:40	49812	3,963.91
102	000:01:41	50180	3,993.20
103	000:01:42	50585	4,025.43
104	000:01:43	50992	4,057.81
105	000:01:44	51398	4,090.12
106	000:01:45	51759	4,118.85
107	000:01:46	52160	4,150.76
108	000:01:47	52561	4,182.67
109	000:01:48	52955	4,214.02
110	000:01:49	53309	4,242.20
111	000:01:50	53710	4,274.11
112	000:01:51	54101	4,305.22
113	000:01:52	54484	4,335.70
114	000:01:53	54873	4,366.65
115	000:01:54	55218	4,394.11
116	000:01:55	55597	4,424.27

HM Data Download - Concrete Test Results

READ #	TIME	LOAD	STRESS (PSI)
117	000:01:56	55976	4,454.43
118	000:01:57	56352	4,484.35
119	000:01:58	56727	4,514.19
120	000:01:59	57098	4,543.71
121	000:02:00	57426	4,569.82
122	000:02:01	57788	4,598.62
123	000:02:02	58150	4,627.43
124	000:02:03	58507	4,655.84
125	000:02:04	58859	4,683.85
126	000:02:05	59204	4,711.30
127	000:02:06	59514	4,735.97
128	000:02:07	59853	4,762.95
129	000:02:08	60182	4,789.13
130	000:02:09	60506	4,814.91
131	000:02:10	60815	4,839.50
132	000:02:11	61116	4,863.46
133	000:02:12	61405	4,886.45
134	000:02:13	61657	4,906.51
135	000:02:14	61897	4,925.61
136	000:02:15	62096	4,941.44
137	000:02:16	62189	4,948.84
138	000:02:17	61954	4,930.14
139	000:02:17	35438	2,820.07

Concrete Test

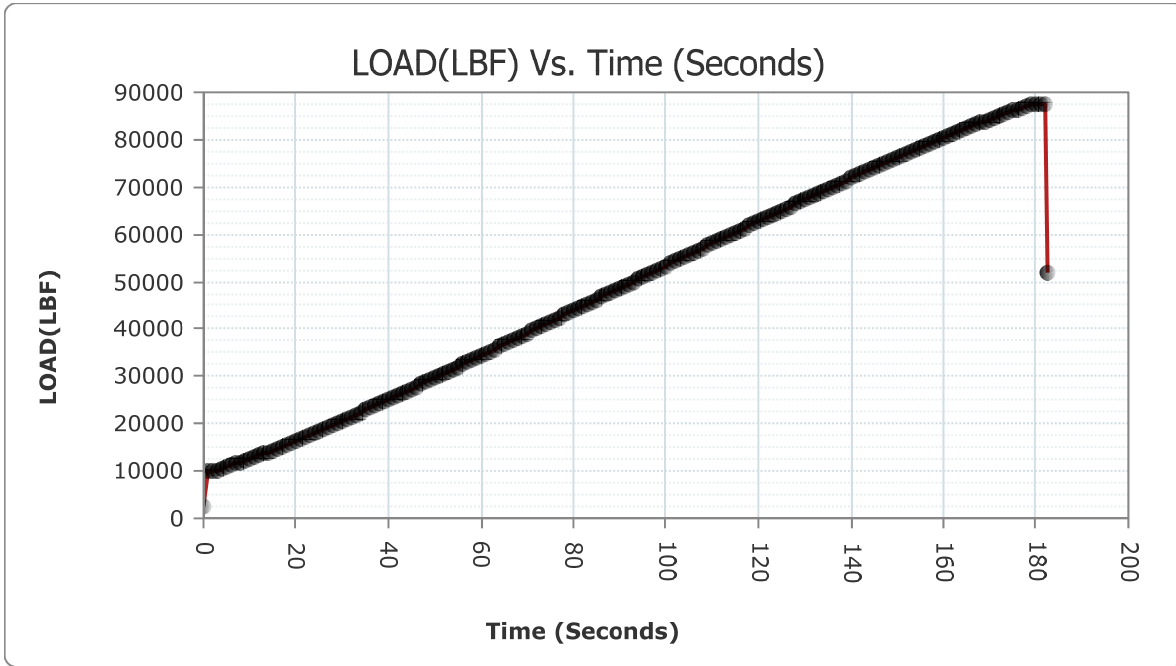
Sample Identification: O28_2

Machine ID: 6a127

Test Type: ASTM C39

6/12/2020

TYPE	PEAK VALUES	UNITS
LOAD	87693	LBF
Diameter	4.00	IN
Length	8.00	IN
Cross-Sectional Area	12.57	IN ²
Sample Age	0.0	day(s)
Corrected Stress	6978.35	PSI
Average Pace Rate	437.51	LBF
Fracture Type	Type 1	
Correction Factor	1.000	
Temperature @ START	88.6	°F
Temperature @ FINISH	88.7	°F



READ #	TIME	LOAD	STRESS (PSI)
1	000:00:00	2412	191.94
2	000:00:01	9865	785.03

HM Data Download - Concrete Test Results

READ #	TIME	LOAD	STRESS (PSI)
3	000:00:02	9855	784.24
4	000:00:03	10253	815.91
5	000:00:04	10559	840.26
6	000:00:05	10871	865.09
7	000:00:06	11194	890.79
8	000:00:07	11528	917.37
9	000:00:08	11835	941.80
10	000:00:09	12184	969.57
11	000:00:10	12543	998.14
12	000:00:11	12905	1,026.95
13	000:00:12	13276	1,056.47
14	000:00:13	13656	1,086.71
15	000:00:14	14001	1,114.16
16	000:00:15	14387	1,144.88
17	000:00:16	14784	1,176.47
18	000:00:17	15187	1,208.54
19	000:00:18	15591	1,240.69
20	000:00:19	15956	1,269.74
21	000:00:20	16369	1,302.60
22	000:00:21	16783	1,335.55
23	000:00:22	17204	1,369.05
24	000:00:23	17624	1,402.47
25	000:00:24	18050	1,436.37
26	000:00:25	18435	1,467.01
27	000:00:26	18867	1,501.39
28	000:00:27	19301	1,535.92
29	000:00:28	19738	1,570.70
30	000:00:29	20179	1,605.79
31	000:00:30	20621	1,640.97
32	000:00:31	21022	1,672.88
33	000:00:32	21467	1,708.29
34	000:00:33	21914	1,743.86
35	000:00:34	22366	1,779.83
36	000:00:35	22821	1,816.04
37	000:00:36	23274	1,852.09
38	000:00:37	23732	1,888.53
39	000:00:38	24143	1,921.24
40	000:00:39	24604	1,957.92

HM Data Download - Concrete Test Results

READ #	TIME	LOAD	STRESS (PSI)
41	000:00:40	25064	1,994.53
42	000:00:41	25527	2,031.37
43	000:00:42	25992	2,068.38
44	000:00:43	26458	2,105.46
45	000:00:44	26877	2,138.80
46	000:00:45	27344	2,175.97
47	000:00:46	27814	2,213.37
48	000:00:47	28281	2,250.53
49	000:00:48	28754	2,288.17
50	000:00:49	29227	2,325.81
51	000:00:50	29658	2,360.11
52	000:00:51	30138	2,398.31
53	000:00:52	30614	2,436.18
54	000:00:53	31091	2,474.14
55	000:00:54	31523	2,508.52
56	000:00:55	32003	2,546.72
57	000:00:56	32487	2,585.23
58	000:00:57	32966	2,623.35
59	000:00:58	33402	2,658.05
60	000:00:59	33886	2,696.56
61	000:01:00	34367	2,734.84
62	000:01:01	34847	2,773.04
63	000:01:02	35328	2,811.31
64	000:01:03	35759	2,845.61
65	000:01:04	36240	2,883.89
66	000:01:05	36720	2,922.08
67	000:01:06	37201	2,960.36
68	000:01:07	37684	2,998.80
69	000:01:08	38167	3,037.23
70	000:01:09	38601	3,071.77
71	000:01:10	39084	3,110.21
72	000:01:11	39566	3,148.56
73	000:01:12	40051	3,187.16
74	000:01:13	40531	3,225.35
75	000:01:14	41016	3,263.95
76	000:01:15	41498	3,302.31
77	000:01:16	41938	3,337.32
78	000:01:17	42431	3,376.55

HM Data Download - Concrete Test Results

READ #	TIME	LOAD	STRESS (PSI)
79	000:01:18	42915	3,415.07
80	000:01:19	43400	3,453.66
81	000:01:20	43834	3,488.20
82	000:01:21	44318	3,526.71
83	000:01:22	44800	3,565.07
84	000:01:23	45282	3,603.43
85	000:01:24	45766	3,641.94
86	000:01:25	46249	3,680.38
87	000:01:26	46682	3,714.84
88	000:01:27	47163	3,753.11
89	000:01:28	47647	3,791.63
90	000:01:29	48129	3,829.98
91	000:01:30	48614	3,868.58
92	000:01:31	49095	3,906.86
93	000:01:32	49577	3,945.21
94	000:01:33	50009	3,979.59
95	000:01:34	50488	4,017.71
96	000:01:35	50970	4,056.06
97	000:01:36	51452	4,094.42
98	000:01:37	51929	4,132.38
99	000:01:38	52411	4,170.73
100	000:01:39	52843	4,205.11
101	000:01:40	53324	4,243.39
102	000:01:41	53806	4,281.75
103	000:01:42	54288	4,320.10
104	000:01:43	54763	4,357.90
105	000:01:44	55241	4,395.94
106	000:01:45	55672	4,430.24
107	000:01:46	56152	4,468.43
108	000:01:47	56626	4,506.15
109	000:01:48	57105	4,544.27
110	000:01:49	57580	4,582.07
111	000:01:50	58064	4,620.59
112	000:01:51	58494	4,654.80
113	000:01:52	58974	4,693.00
114	000:01:53	59452	4,731.04
115	000:01:54	59931	4,769.16
116	000:01:55	60365	4,803.69

HM Data Download - Concrete Test Results

READ #	TIME	LOAD	STRESS (PSI)
117	000:01:56	60839	4,841.41
118	000:01:57	61316	4,879.37
119	000:01:58	61794	4,917.41
120	000:01:59	62221	4,951.39
121	000:02:00	62695	4,989.11
122	000:02:01	63162	5,026.27
123	000:02:02	63634	5,063.83
124	000:02:03	64102	5,101.08
125	000:02:04	64569	5,138.24
126	000:02:05	64995	5,172.14
127	000:02:06	65461	5,209.22
128	000:02:07	65924	5,246.07
129	000:02:08	66388	5,282.99
130	000:02:09	66853	5,319.99
131	000:02:10	67317	5,356.92
132	000:02:11	67734	5,390.10
133	000:02:12	68195	5,426.79
134	000:02:13	68654	5,463.31
135	000:02:14	69112	5,499.76
136	000:02:15	69572	5,536.36
137	000:02:16	70028	5,572.65
138	000:02:17	70451	5,606.31
139	000:02:18	70904	5,642.36
140	000:02:19	71364	5,678.97
141	000:02:20	71814	5,714.78
142	000:02:21	72261	5,750.35
143	000:02:22	72667	5,782.66
144	000:02:23	73113	5,818.15
145	000:02:24	73560	5,853.72
146	000:02:25	74007	5,889.29
147	000:02:26	74447	5,924.30
148	000:02:27	74892	5,959.72
149	000:02:28	75289	5,991.31
150	000:02:29	75727	6,026.16
151	000:02:30	76167	6,061.18
152	000:02:31	76598	6,095.48
153	000:02:32	77029	6,129.77
154	000:02:33	77464	6,164.39

HM Data Download - Concrete Test Results

READ #	TIME	LOAD	STRESS (PSI)
155	000:02:34	77852	6,195.27
156	000:02:35	78276	6,229.01
157	000:02:36	78704	6,263.07
158	000:02:37	79124	6,296.49
159	000:02:38	79547	6,330.15
160	000:02:39	79963	6,363.25
161	000:02:40	80381	6,396.52
162	000:02:41	80750	6,425.88
163	000:02:42	81164	6,458.83
164	000:02:43	81572	6,491.29
165	000:02:44	81979	6,523.68
166	000:02:45	82377	6,555.35
167	000:02:46	82781	6,587.50
168	000:02:47	83136	6,615.75
169	000:02:48	83527	6,646.87
170	000:02:49	83915	6,677.74
171	000:02:50	84299	6,708.30
172	000:02:51	84679	6,738.54
173	000:02:52	85018	6,765.52
174	000:02:53	85387	6,794.88
175	000:02:54	85747	6,823.53
176	000:02:55	86096	6,851.30
177	000:02:56	86405	6,875.89
178	000:02:57	86736	6,902.23
179	000:02:58	87058	6,927.86
180	000:02:59	87356	6,951.57
181	000:03:00	87585	6,969.79
182	000:03:01	87687	6,977.91
183	000:03:02	87292	6,946.48
184	000:03:02	51865	4,127.29

Concrete Test

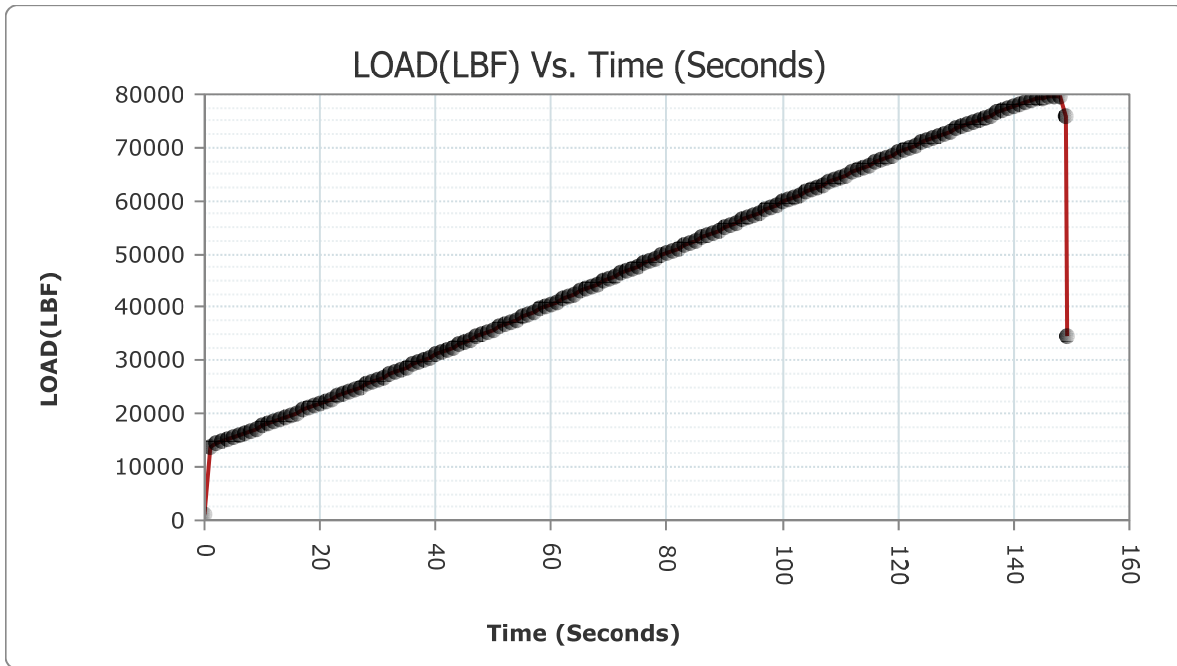
Sample Identification: O28_3

Machine ID: 6a127

Test Type: ASTM C39

6/12/2020

TYPE	PEAK VALUES	UNITS
LOAD	79800	LBF
Diameter	4.00	IN
Length	8.00	IN
Cross-Sectional Area	12.57	IN ²
Sample Age	0.0	day(s)
Corrected Stress	6350.29	PSI
Average Pace Rate	454.71	LBF
Fracture Type	Type 1	
Correction Factor	1.000	
Temperature @ START	88.7	°F
Temperature @ FINISH	88.6	°F



READ #	TIME	LOAD	STRESS (PSI)
1	000:00:00	1252	99.63
2	000:00:01	13790	1,097.37

HM Data Download - Concrete Test Results

READ #	TIME	LOAD	STRESS (PSI)
3	000:00:02	14683	1,168.44
4	000:00:03	14984	1,192.39
5	000:00:04	15341	1,220.80
6	000:00:05	15719	1,250.88
7	000:00:06	16109	1,281.91
8	000:00:07	16508	1,313.66
9	000:00:08	16870	1,342.47
10	000:00:09	17283	1,375.34
11	000:00:10	17699	1,408.44
12	000:00:11	18117	1,441.71
13	000:00:12	18543	1,475.61
14	000:00:13	18969	1,509.51
15	000:00:14	19358	1,540.46
16	000:00:15	19792	1,575.00
17	000:00:16	20227	1,609.61
18	000:00:17	20671	1,644.95
19	000:00:18	21113	1,680.12
20	000:00:19	21559	1,715.61
21	000:00:20	21961	1,747.60
22	000:00:21	22411	1,783.41
23	000:00:22	22863	1,819.38
24	000:00:23	23316	1,855.43
25	000:00:24	23772	1,891.72
26	000:00:25	24228	1,928.00
27	000:00:26	24691	1,964.85
28	000:00:27	25104	1,997.71
29	000:00:28	25566	2,034.48
30	000:00:29	26029	2,071.32
31	000:00:30	26495	2,108.41
32	000:00:31	26959	2,145.33
33	000:00:32	27426	2,182.49
34	000:00:33	27849	2,216.15
35	000:00:34	28319	2,253.55
36	000:00:35	28787	2,290.80
37	000:00:36	29258	2,328.28
38	000:00:37	29732	2,366.00
39	000:00:38	30208	2,403.88
40	000:00:39	30635	2,437.86

HM Data Download - Concrete Test Results

READ #	TIME	LOAD	STRESS (PSI)
41	000:00:40	31109	2,475.58
42	000:00:41	31591	2,513.93
43	000:00:42	32071	2,552.13
44	000:00:43	32552	2,590.41
45	000:00:44	32987	2,625.02
46	000:00:45	33472	2,663.62
47	000:00:46	33955	2,702.05
48	000:00:47	34438	2,740.49
49	000:00:48	34877	2,775.42
50	000:00:49	35365	2,814.26
51	000:00:50	35847	2,852.61
52	000:00:51	36334	2,891.37
53	000:00:52	36817	2,929.80
54	000:00:53	37252	2,964.42
55	000:00:54	37734	3,002.78
56	000:00:55	38220	3,041.45
57	000:00:56	38707	3,080.21
58	000:00:57	39189	3,118.56
59	000:00:58	39673	3,157.08
60	000:00:59	40118	3,192.49
61	000:01:00	40611	3,231.72
62	000:01:01	41100	3,270.63
63	000:01:02	41582	3,308.99
64	000:01:03	42021	3,343.93
65	000:01:04	42506	3,382.52
66	000:01:05	42992	3,421.19
67	000:01:06	43481	3,460.11
68	000:01:07	43964	3,498.54
69	000:01:08	44454	3,537.54
70	000:01:09	44892	3,572.39
71	000:01:10	45382	3,611.38
72	000:01:11	45863	3,649.66
73	000:01:12	46352	3,688.57
74	000:01:13	46837	3,727.17
75	000:01:14	47325	3,766.00
76	000:01:15	47813	3,804.84
77	000:01:16	48252	3,839.77
78	000:01:17	48737	3,878.37

HM Data Download - Concrete Test Results

READ #	TIME	LOAD	STRESS (PSI)
79	000:01:18	49222	3,916.96
80	000:01:19	49717	3,956.35
81	000:01:20	50200	3,994.79
82	000:01:21	50684	4,033.30
83	000:01:22	51125	4,068.40
84	000:01:23	51611	4,107.07
85	000:01:24	52097	4,145.75
86	000:01:25	52585	4,184.58
87	000:01:26	53076	4,223.65
88	000:01:27	53562	4,262.33
89	000:01:28	54044	4,300.69
90	000:01:29	54484	4,335.70
91	000:01:30	54974	4,374.69
92	000:01:31	55460	4,413.37
93	000:01:32	55943	4,451.80
94	000:01:33	56428	4,490.40
95	000:01:34	56911	4,528.83
96	000:01:35	57346	4,563.45
97	000:01:36	57829	4,601.89
98	000:01:37	58309	4,640.08
99	000:01:38	58791	4,678.44
100	000:01:39	59274	4,716.88
101	000:01:40	59759	4,755.47
102	000:01:41	60192	4,789.93
103	000:01:42	60676	4,828.44
104	000:01:43	61163	4,867.20
105	000:01:44	61644	4,905.47
106	000:01:45	62083	4,940.41
107	000:01:46	62564	4,978.69
108	000:01:47	63042	5,016.72
109	000:01:48	63523	5,055.00
110	000:01:49	63955	5,089.38
111	000:01:50	64435	5,127.57
112	000:01:51	64910	5,165.37
113	000:01:52	65382	5,202.93
114	000:01:53	65854	5,240.49
115	000:01:54	66324	5,277.90
116	000:01:55	66750	5,311.80

HM Data Download - Concrete Test Results

READ #	TIME	LOAD	STRESS (PSI)
117	000:01:56	67221	5,349.28
118	000:01:57	67687	5,386.36
119	000:01:58	68155	5,423.60
120	000:01:59	68619	5,460.53
121	000:02:00	69049	5,494.74
122	000:02:01	69511	5,531.51
123	000:02:02	69972	5,568.19
124	000:02:03	70431	5,604.72
125	000:02:04	70888	5,641.09
126	000:02:05	71347	5,677.61
127	000:02:06	71757	5,710.24
128	000:02:07	72207	5,746.05
129	000:02:08	72654	5,781.62
130	000:02:09	73100	5,817.11
131	000:02:10	73545	5,852.52
132	000:02:11	73981	5,887.22
133	000:02:12	74375	5,918.57
134	000:02:13	74809	5,953.11
135	000:02:14	75240	5,987.41
136	000:02:15	75666	6,021.31
137	000:02:16	76089	6,054.97
138	000:02:17	76507	6,088.23
139	000:02:18	76879	6,117.84
140	000:02:19	77287	6,150.30
141	000:02:20	77678	6,181.42
142	000:02:21	78063	6,212.06
143	000:02:22	78439	6,241.98
144	000:02:23	78800	6,270.70
145	000:02:24	79152	6,298.72
146	000:02:25	79437	6,321.40
147	000:02:26	79688	6,341.37
148	000:02:27	79776	6,348.37
149	000:02:28	79715	6,343.52
150	000:02:29	75921	6,041.60
151	000:02:29	34480	2,743.83

Mix Pea Gravel - Red

Target Temp: 32 °F

Date Cast:	2/11/2020	Temp During Casting (°F):	28
Time of Casting:	1:05:00 PM	Air Content (%):	8.4

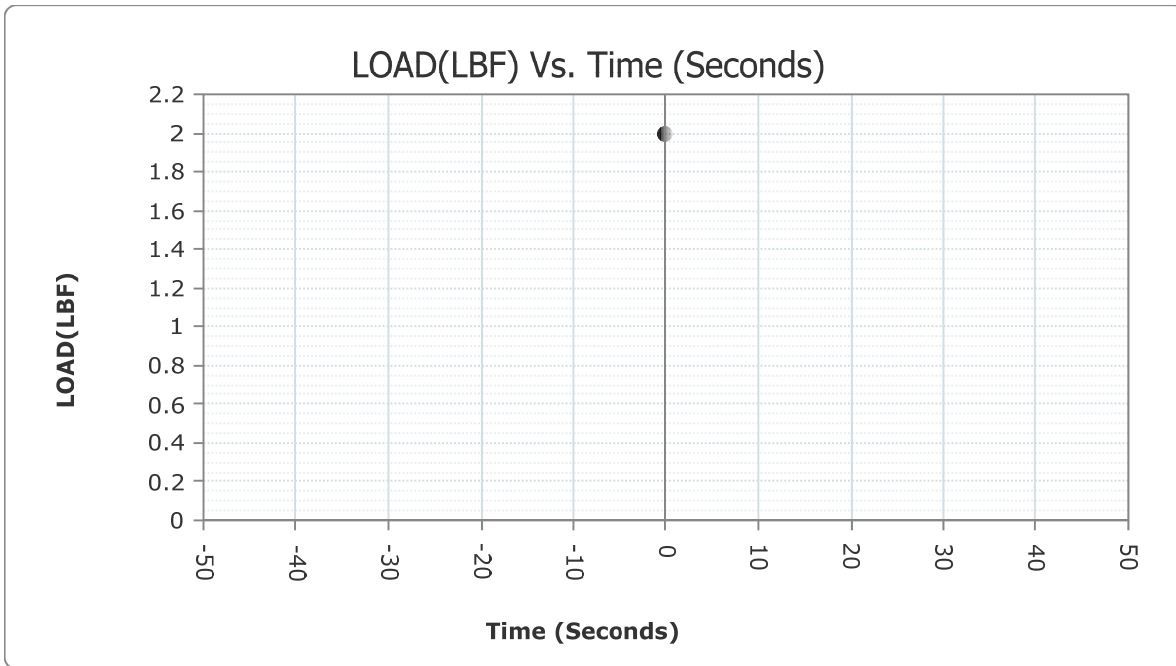
Test Date:					Compressive Strength (psi)	AVE Compressive Strength (psi)
Date:	Time interval	Target Time	Actual Test Time	Time Elapsed (hr)		
2/11/2020	1.5 HR	2:35:00 PM	2:31:00 PM	1.43	NA- Too Wet	
2/11/2020	1.5 HR	2:35:00 PM	2:35:00 PM	1.50	NA- Too Wet	NA
2/11/2020	1.5 HR	2:35:00 PM	2:35:00 PM	1.50	NA- Too Wet	
2/11/2020	2 HR	3:05:00 PM	3:05:00 PM	2.00	NA- Too Wet	
2/11/2020	2 HR	3:05:00 PM	3:05:00 PM	2.00	NA- Too Wet	46
2/11/2020	2 HR	3:05:00 PM	3:05:00 PM	2.00	46	
2/11/2020	2.5 HR	3:35:00 PM	3:35:00 PM	2.50	57	
2/11/2020	2.5 HR	3:35:00 PM	3:38:00 PM	2.55	72	59
2/11/2020	2.5 HR	3:35:00 PM	3:41:00 PM	2.60	48	
2/11/2020	3 HR	4:05:00 PM	4:05:00 PM	3.00	54	
2/11/2020	3 HR	4:05:00 PM	4:08:00 PM	3.05	94	74
2/11/2020	3 HR	4:05:00 PM	4:08:00 PM	3.05	NA- Too Wet	
2/11/2020	3.5 HR	4:35:00 PM	4:35:00 PM	3.50	NA- Too Wet	
2/11/2020	3.5 HR	4:35:00 PM	4:36:00 PM	3.52	87	88
2/11/2020	3.5 HR	4:35:00 PM	4:38:00 PM	3.55	89	
2/11/2020	4 HR	5:05:00 PM	5:05:00 PM	4.00	122	
2/11/2020	4 HR	5:05:00 PM	5:07:00 PM	4.03	72	104
2/11/2020	4 HR	5:05:00 PM	5:09:00 PM	4.07	119	
2/11/2020	6 HR	7:05:00 PM	7:12:00 PM	6.12	258	
2/11/2020	6 HR	7:05:00 PM	7:14:00 PM	6.15	2177	1363
2/11/2020	6 HR	7:05:00 PM	7:18:00 PM	6.22	1654	
2/12/2020	24 HR	1:05:00 PM	1:03:00 PM	23.97	3498	
2/12/2020	24 HR	1:05:00 PM	1:08:00 PM	24.05	4174	4457
2/12/2020	24 HR	1:05:00 PM	1:12:00 PM	24.12	5700	
2/14/2020	3 DAY	1:05:00 PM	1:02:00 PM	71.95	4296	
2/14/2020	3 DAY	1:05:00 PM	1:06:00 PM	72.02	6207	5752
2/14/2020	3 DAY	1:05:00 PM	1:11:00 PM	72.10	6752	
3/10/2020	28 DAY	1:05:00 PM	1:07:00 PM	672.03	7515	
3/10/2020	28 DAY	1:05:00 PM	1:11:00 PM	672.10	6302	7114
3/10/2020	28 DAY	1:05:00 PM	1:17:00 PM	672.20	7524	

Concrete Test

Sample Identification: R2A
Machine ID: 6a127

Test Type: ASTM C39
2/11/2020

TYPE	PEAK VALUES	UNITS
LOAD	2	LBF
Diameter	4.00	IN
Length	8.00	IN
Cross-Sectional Area	12.57	IN ²
Sample Age	0.0	day(s)
Corrected Stress	0.15	PSI
Average Pace Rate	0.00	PSI/SEC
Fracture Type	Type 1	
Correction Factor	1.000	
Temperature @ START	71.0	°F
Temperature @ FINISH	71.0	°F



READ #	TIME	LOAD	STRESS (PSI)
1	000:00:00	2	0.16

Concrete Test

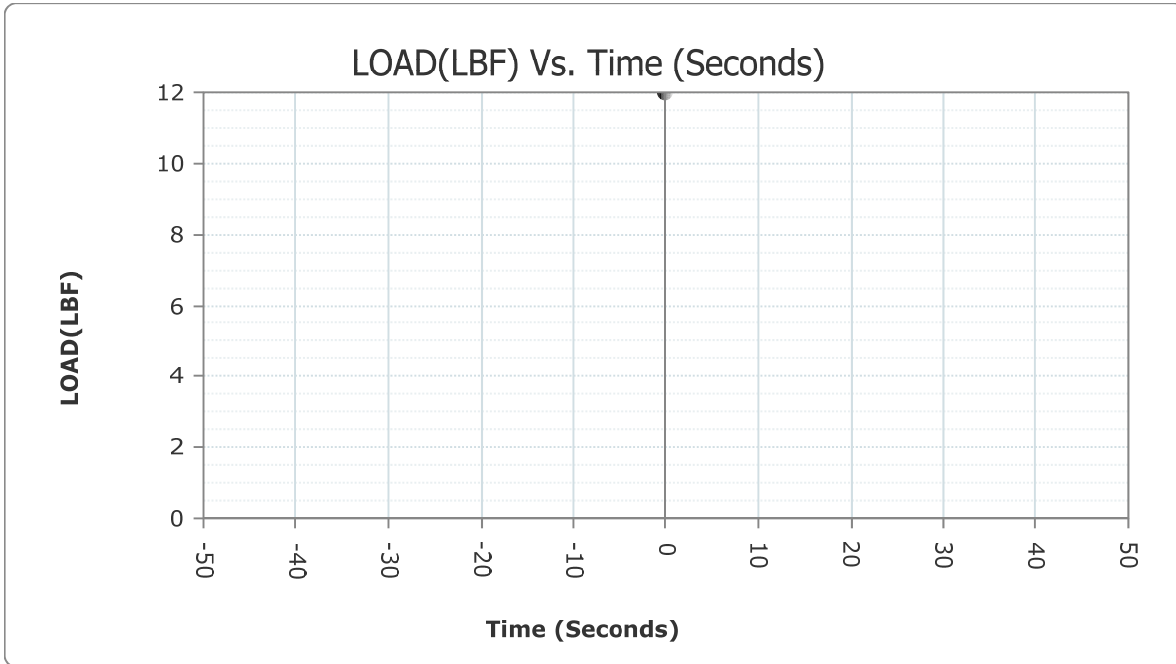
Sample Identification: R25A

Machine ID: 6a127

Test Type: ASTM C39

2/11/2020

TYPE	PEAK VALUES	UNITS
LOAD	12	LBF
Diameter	4.00	IN
Length	8.00	IN
Cross-Sectional Area	12.57	IN ²
Sample Age	0.0	day(s)
Corrected Stress	0.93	PSI
Average Pace Rate	0.00	PSI/SEC
Fracture Type	Type 1	
Correction Factor	1.000	
Temperature @ START	70.4	°F
Temperature @ FINISH	70.4	°F



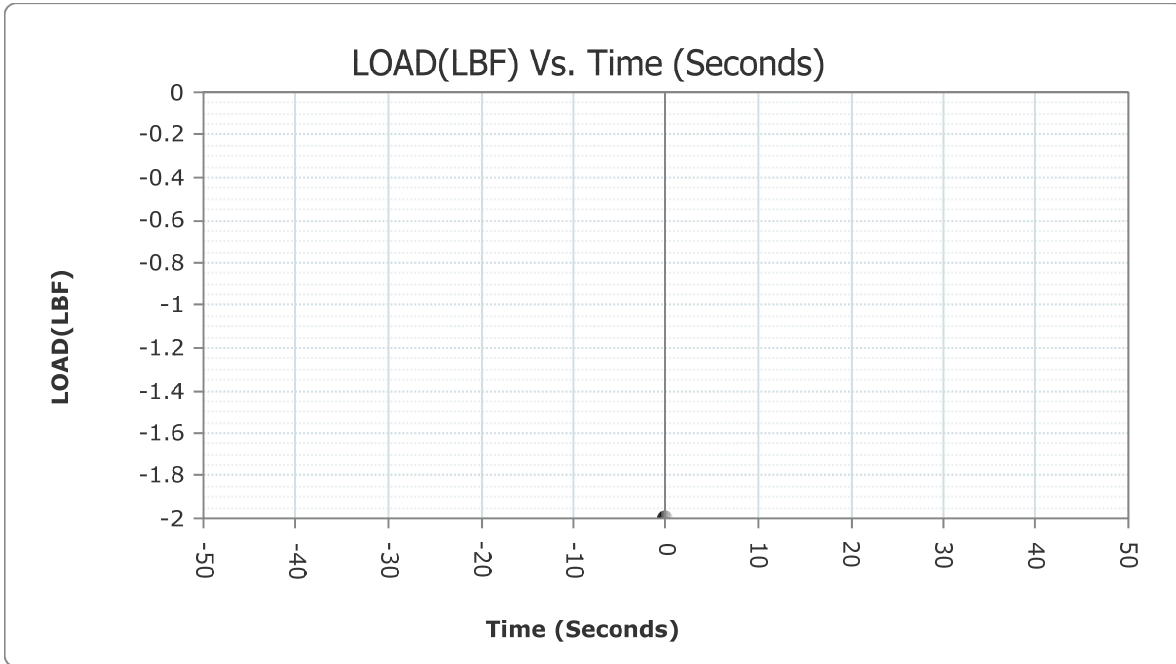
READ #	TIME	LOAD	STRESS (PSI)
1	000:00:00	12	0.95

Concrete Test

Sample Identification: R25B
Machine ID: 6a127

Test Type: ASTM C39
2/11/2020

TYPE	PEAK VALUES	UNITS
LOAD	0	LBF
Diameter	4.00	IN
Length	8.00	IN
Cross-Sectional Area	12.57	IN ²
Sample Age	0.0	day(s)
Corrected Stress	0.00	PSI
Average Pace Rate	0.00	PSI/SEC
Fracture Type	Type 1	
Correction Factor	1.000	
Temperature @ START	69.9	°F
Temperature @ FINISH	69.9	°F



READ #	TIME	LOAD	STRESS (PSI)
1	000:00:00	-2	-0.16

Concrete Test

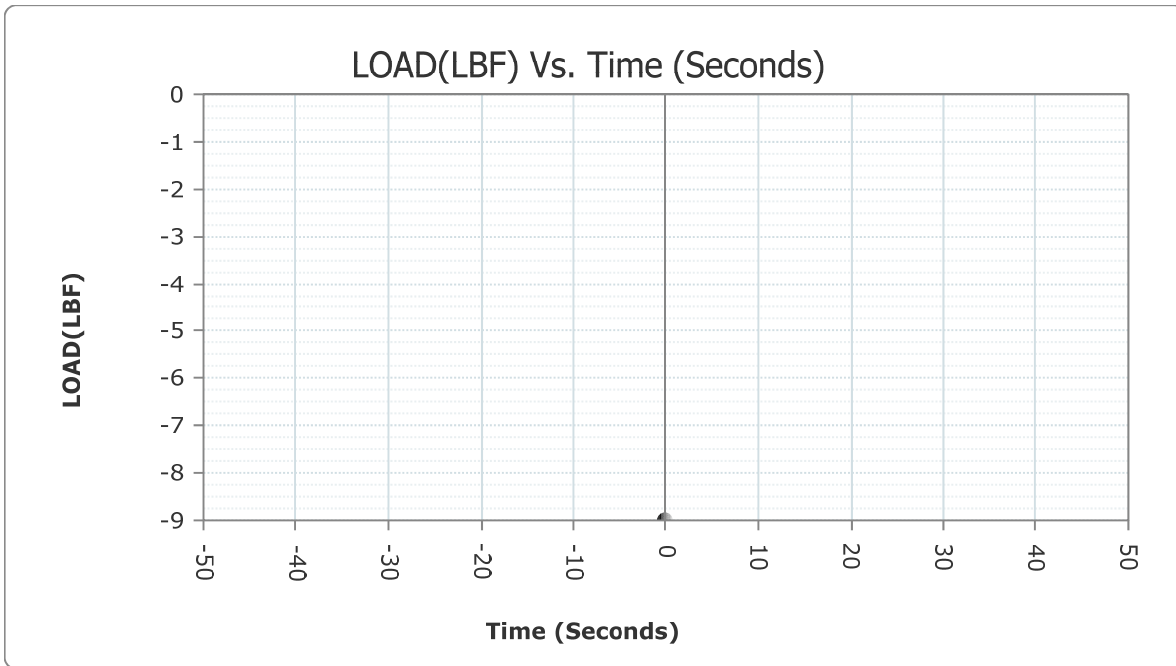
Sample Identification: R25C

Machine ID: 6a127

Test Type: ASTM C39

2/11/2020

TYPE	PEAK VALUES	UNITS
LOAD	0	LBF
Diameter	4.00	IN
Length	8.00	IN
Cross-Sectional Area	12.57	IN ²
Sample Age	0.0	day(s)
Corrected Stress	0.00	PSI
Average Pace Rate	0.00	PSI/SEC
Fracture Type	Type 1	
Correction Factor	1.000	
Temperature @ START	69.6	°F
Temperature @ FINISH	69.6	°F



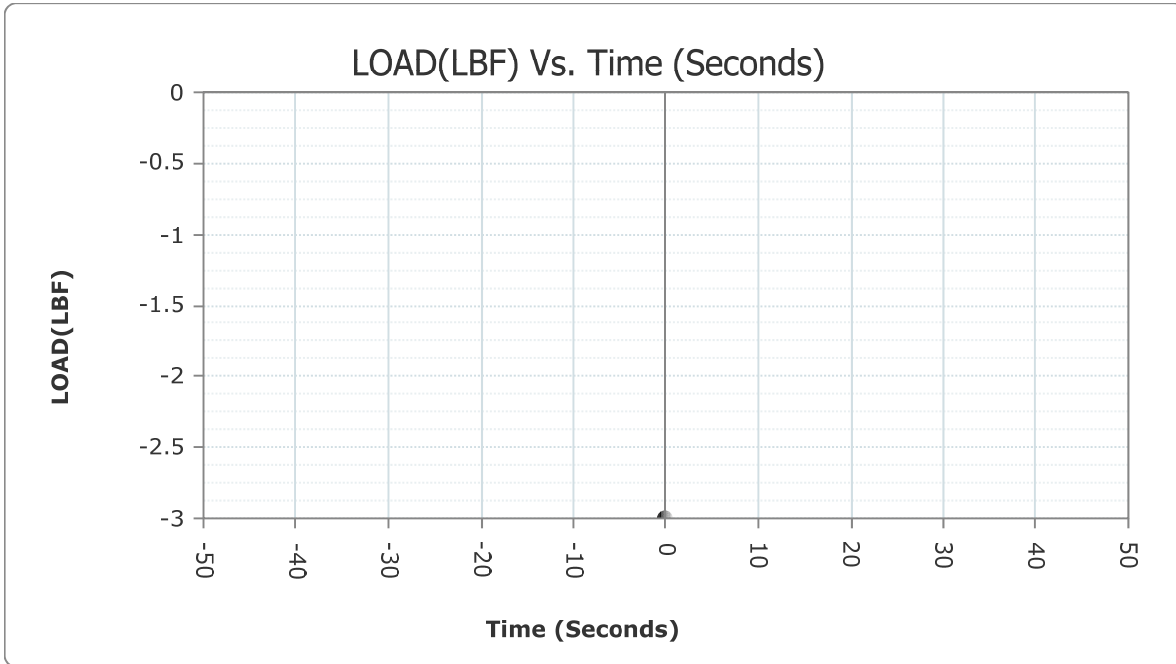
READ #	TIME	LOAD	STRESS (PSI)
1	000:00:00	-9	-0.72

Concrete Test

Sample Identification: R3A
 Machine ID: 6a127

Test Type: ASTM C39
 2/11/2020

TYPE	PEAK VALUES	UNITS
LOAD	0	LBF
Diameter	4.00	IN
Length	8.00	IN
Cross-Sectional Area	12.57	IN ²
Sample Age	0.0	day(s)
Corrected Stress	0.00	PSI
Average Pace Rate	0.00	PSI/SEC
Fracture Type	Type 1	
Correction Factor	1.000	
Temperature @ START	71.6	°F
Temperature @ FINISH	71.6	°F



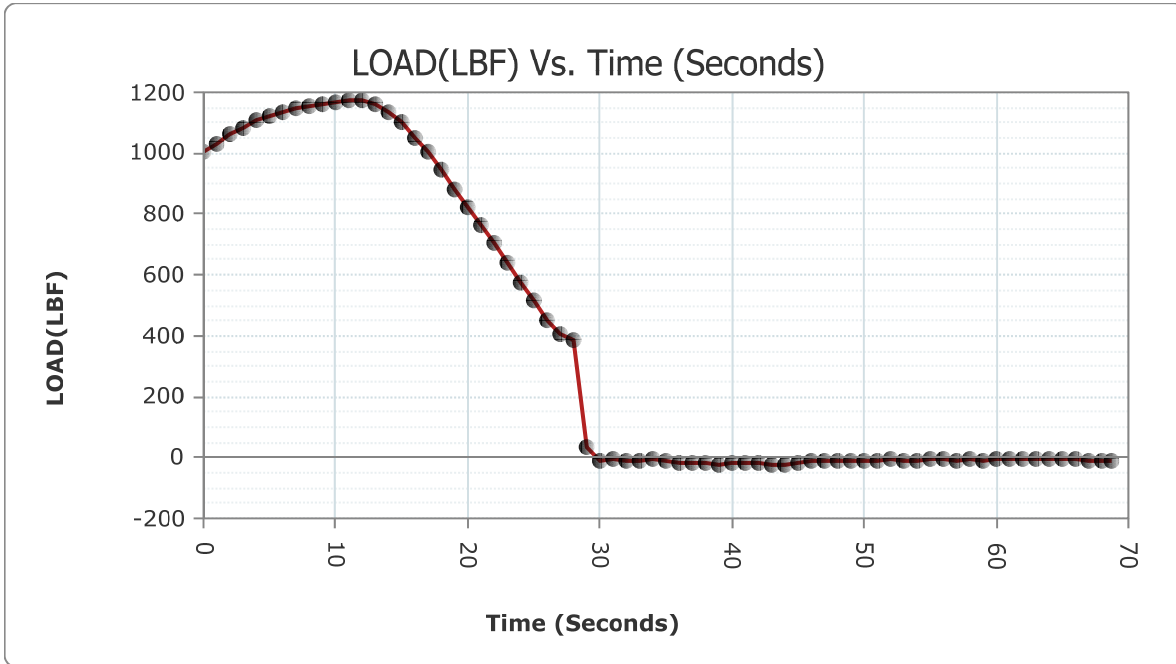
READ #	TIME	LOAD	STRESS (PSI)
1	000:00:00	-3	-0.24

Concrete Test

Sample Identification: R3B
 Machine ID: 6a127

Test Type: ASTM C39
 2/11/2020

TYPE	PEAK VALUES	UNITS
LOAD	1177	LBF
Diameter	4.00	IN
Length	8.00	IN
Cross-Sectional Area	12.57	IN ²
Sample Age	0.0	day(s)
Corrected Stress	93.67	PSI
Average Pace Rate	0.00	PSI/SEC
Fracture Type	Type 1	
Correction Factor	1.000	
Temperature @ START	71.5	°F
Temperature @ FINISH	71.2	°F



READ #	TIME	LOAD	STRESS (PSI)
1	000:00:00	1003	79.82
2	000:00:01	1031	82.04

HM Data Download - Concrete Test Results

READ #	TIME	LOAD	STRESS (PSI)
3	000:00:02	1059	84.27
4	000:00:03	1084	86.26
5	000:00:04	1106	88.01
6	000:00:05	1122	89.29
7	000:00:06	1135	90.32
8	000:00:07	1147	91.28
9	000:00:08	1155	91.91
10	000:00:09	1160	92.31
11	000:00:10	1167	92.87
12	000:00:11	1175	93.50
13	000:00:12	1171	93.19
14	000:00:13	1160	92.31
15	000:00:14	1135	90.32
16	000:00:15	1099	87.46
17	000:00:16	1051	83.64
18	000:00:17	1001	79.66
19	000:00:18	942	74.96
20	000:00:19	880	70.03
21	000:00:20	819	65.17
22	000:00:21	764	60.80
23	000:00:22	701	55.78
24	000:00:23	637	50.69
25	000:00:24	575	45.76
26	000:00:25	515	40.98
27	000:00:26	449	35.73
28	000:00:27	402	31.99
29	000:00:28	381	30.32
30	000:00:29	33	2.63
31	000:00:30	-13	-1.03
32	000:00:31	-7	-0.56
33	000:00:32	-12	-0.95
34	000:00:33	-10	-0.80
35	000:00:34	-9	-0.72
36	000:00:35	-15	-1.19
37	000:00:36	-18	-1.43
38	000:00:37	-19	-1.51
39	000:00:38	-20	-1.59
40	000:00:39	-24	-1.91

HM Data Download - Concrete Test Results

READ #	TIME	LOAD	STRESS (PSI)
41	000:00:40	-20	-1.59
42	000:00:41	-17	-1.35
43	000:00:42	-21	-1.67
44	000:00:43	-23	-1.83
45	000:00:44	-27	-2.15
46	000:00:45	-18	-1.43
47	000:00:46	-11	-0.88
48	000:00:47	-11	-0.88
49	000:00:48	-12	-0.95
50	000:00:49	-10	-0.80
51	000:00:50	-10	-0.80
52	000:00:51	-10	-0.80
53	000:00:52	-9	-0.72
54	000:00:53	-11	-0.88
55	000:00:54	-10	-0.80
56	000:00:55	-9	-0.72
57	000:00:56	-8	-0.64
58	000:00:57	-11	-0.88
59	000:00:58	-9	-0.72
60	000:00:59	-10	-0.80
61	000:01:00	-9	-0.72
62	000:01:01	-8	-0.64
63	000:01:02	-6	-0.48
64	000:01:03	-9	-0.72
65	000:01:04	-9	-0.72
66	000:01:05	-8	-0.64
67	000:01:06	-9	-0.72
68	000:01:07	-10	-0.80
69	000:01:08	-11	-0.88
70	000:01:08	-10	-0.80

Concrete Test

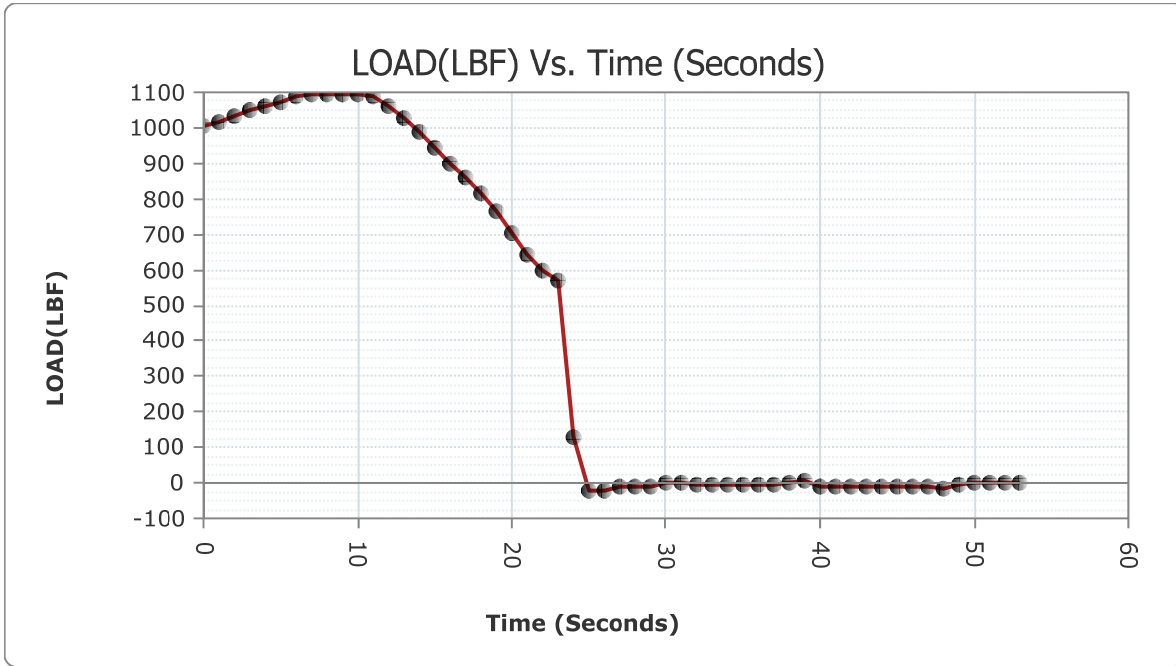
Sample Identification: R35A

Machine ID: 6a127

Test Type: ASTM C39

2/11/2020

TYPE	PEAK VALUES	UNITS
LOAD	1098	LBF
Diameter	4.00	IN
Length	8.00	IN
Cross-Sectional Area	12.57	IN ²
Sample Age	0.0	day(s)
Corrected Stress	87.34	PSI
Average Pace Rate	0.00	PSI/SEC
Fracture Type	Type 1	
Correction Factor	1.000	
Temperature @ START	71.3	°F
Temperature @ FINISH	71.6	°F



READ #	TIME	LOAD	STRESS (PSI)
1	000:00:00	1002	79.74
2	000:00:01	1017	80.93

HM Data Download - Concrete Test Results

READ #	TIME	LOAD	STRESS (PSI)
3	000:00:02	1034	82.28
4	000:00:03	1047	83.32
5	000:00:04	1059	84.27
6	000:00:05	1073	85.39
7	000:00:06	1086	86.42
8	000:00:07	1092	86.90
9	000:00:08	1093	86.98
10	000:00:09	1093	86.98
11	000:00:10	1095	87.14
12	000:00:11	1086	86.42
13	000:00:12	1062	84.51
14	000:00:13	1025	81.57
15	000:00:14	988	78.62
16	000:00:15	945	75.20
17	000:00:16	901	71.70
18	000:00:17	857	68.20
19	000:00:18	817	65.01
20	000:00:19	766	60.96
21	000:00:20	705	56.10
22	000:00:21	640	50.93
23	000:00:22	598	47.59
24	000:00:23	572	45.52
25	000:00:24	129	10.27
26	000:00:25	-21	-1.67
27	000:00:26	-21	-1.67
28	000:00:27	-13	-1.03
29	000:00:28	-12	-0.95
30	000:00:29	-12	-0.95
31	000:00:30	1	0.08
32	000:00:31	-1	-0.08
33	000:00:32	-7	-0.56
34	000:00:33	-6	-0.48
35	000:00:34	-3	-0.24
36	000:00:35	-3	-0.24
37	000:00:36	-5	-0.40
38	000:00:37	-4	-0.32
39	000:00:38	0	0.00
40	000:00:39	3	0.24

HM Data Download - Concrete Test Results

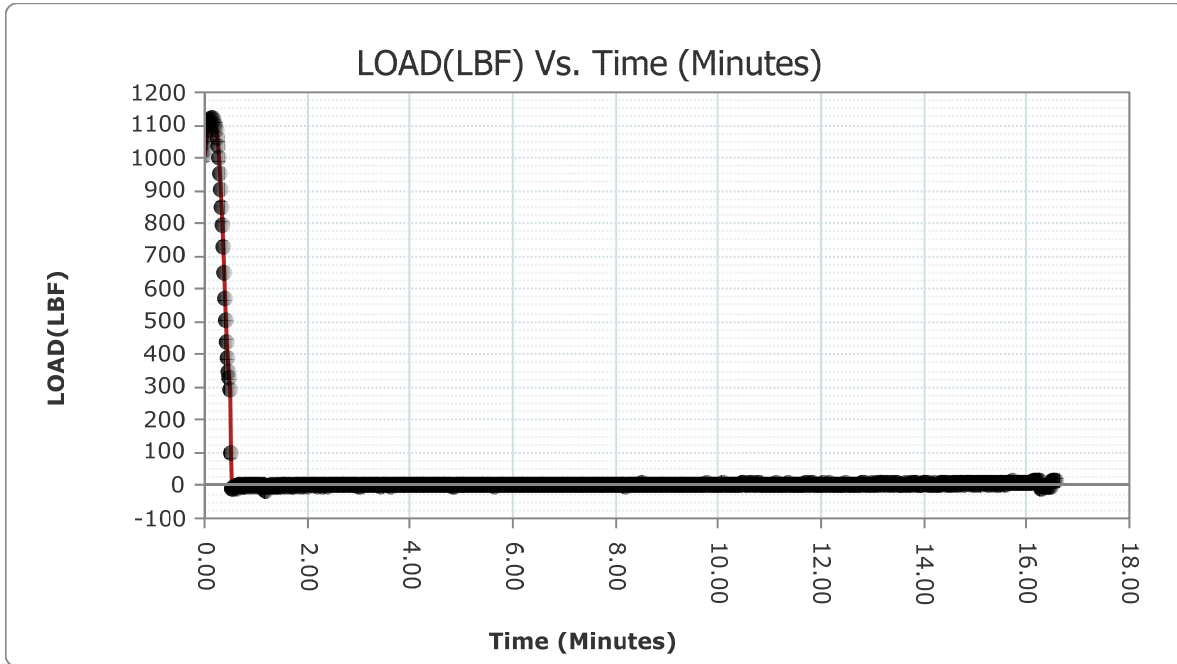
READ #	TIME	LOAD	STRESS (PSI)
41	000:00:40	-12	-0.95
42	000:00:41	-11	-0.88
43	000:00:42	-9	-0.72
44	000:00:43	-9	-0.72
45	000:00:44	-10	-0.80
46	000:00:45	-10	-0.80
47	000:00:46	-10	-0.80
48	000:00:47	-10	-0.80
49	000:00:48	-14	-1.11
50	000:00:49	-4	-0.32
51	000:00:50	1	0.08
52	000:00:51	-1	-0.08
53	000:00:52	0	0.00
54	000:00:52	1	0.08

Concrete Test

Sample Identification: R35B
 Machine ID: 6a127

Test Type: ASTM C39
 2/11/2020

TYPE	PEAK VALUES	UNITS
LOAD	1120	LBF
Diameter	4.00	IN
Length	8.00	IN
Cross-Sectional Area	12.57	IN ²
Sample Age	0.0	day(s)
Corrected Stress	89.10	PSI
Average Pace Rate	0.00	PSI/SEC
Fracture Type	Type 1	
Correction Factor	1.000	
Temperature @ START	71.8	°F
Temperature @ FINISH	71.9	°F



READ #	TIME	LOAD	STRESS (PSI)
1	000:00:00	1001	79.66
2	000:00:01	1024	81.49

HM Data Download - Concrete Test Results

READ #	TIME	LOAD	STRESS (PSI)
3	000:00:02	1044	83.08
4	000:00:03	1064	84.67
5	000:00:04	1084	86.26
6	000:00:05	1097	87.30
7	000:00:06	1107	88.09
8	000:00:07	1114	88.65
9	000:00:08	1117	88.89
10	000:00:09	1120	89.13
11	000:00:10	1116	88.81
12	000:00:11	1111	88.41
13	000:00:12	1103	87.77
14	000:00:13	1094	87.06
15	000:00:14	1082	86.10
16	000:00:15	1059	84.27
17	000:00:16	1031	82.04
18	000:00:17	1000	79.58
19	000:00:18	951	75.68
20	000:00:19	902	71.78
21	000:00:20	847	67.40
22	000:00:21	793	63.10
23	000:00:22	726	57.77
24	000:00:23	646	51.41
25	000:00:24	567	45.12
26	000:00:25	500	39.79
27	000:00:26	437	34.78
28	000:00:27	385	30.64
29	000:00:28	344	27.37
30	000:00:29	325	25.86
31	000:00:30	288	22.92
32	000:00:31	98	7.80
33	000:00:32	-14	-1.11
34	000:00:33	-13	-1.03
35	000:00:34	-10	-0.80
36	000:00:35	-6	-0.48
37	000:00:36	-8	-0.64
38	000:00:37	-9	-0.72
39	000:00:38	-10	-0.80
40	000:00:39	-5	-0.40

HM Data Download - Concrete Test Results

READ #	TIME	LOAD	STRESS (PSI)
41	000:00:40	2	0.16
42	000:00:41	2	0.16
43	000:00:42	-3	-0.24
44	000:00:43	-4	-0.32
45	000:00:44	-4	-0.32
46	000:00:45	-3	-0.24
47	000:00:46	-5	-0.40
48	000:00:47	-3	-0.24
49	000:00:48	-4	-0.32
50	000:00:49	-2	-0.16
51	000:00:50	-2	-0.16
52	000:00:51	-2	-0.16
53	000:00:52	-4	-0.32
54	000:00:53	-2	-0.16
55	000:00:54	-3	-0.24
56	000:00:55	-3	-0.24
57	000:00:56	-4	-0.32
58	000:00:57	-3	-0.24
59	000:00:58	-1	-0.08
60	000:00:59	1	0.08
61	000:01:00	-2	-0.16
62	000:01:01	-4	-0.32
63	000:01:02	-3	-0.24
64	000:01:03	-2	-0.16
65	000:01:04	-2	-0.16
66	000:01:05	-4	-0.32
67	000:01:06	-4	-0.32
68	000:01:07	-3	-0.24
69	000:01:08	-1	-0.08
70	000:01:09	-2	-0.16
71	000:01:10	-5	-0.40
72	000:01:11	-20	-1.59
73	000:01:12	-17	-1.35
74	000:01:13	-5	-0.40
75	000:01:14	-6	-0.48
76	000:01:15	-5	-0.40
77	000:01:16	-5	-0.40
78	000:01:17	-5	-0.40

HM Data Download - Concrete Test Results

READ #	TIME	LOAD	STRESS (PSI)
79	000:01:18	-2	-0.16
80	000:01:19	-4	-0.32
81	000:01:20	0	0.00
82	000:01:21	-4	-0.32
83	000:01:22	-4	-0.32
84	000:01:23	-4	-0.32
85	000:01:24	-3	-0.24
86	000:01:25	-4	-0.32
87	000:01:26	-2	-0.16
88	000:01:27	-4	-0.32
89	000:01:28	-4	-0.32
90	000:01:29	-3	-0.24
91	000:01:30	-5	-0.40
92	000:01:31	-2	-0.16
93	000:01:32	-2	-0.16
94	000:01:33	-3	-0.24
95	000:01:34	-3	-0.24
96	000:01:35	-4	-0.32
97	000:01:36	-3	-0.24
98	000:01:37	-3	-0.24
99	000:01:38	-5	-0.40
100	000:01:39	-2	-0.16
101	000:01:40	-3	-0.24
102	000:01:41	-1	-0.08
103	000:01:42	-4	-0.32
104	000:01:43	-5	-0.40
105	000:01:44	-3	-0.24
106	000:01:45	-4	-0.32
107	000:01:46	-2	-0.16
108	000:01:47	0	0.00
109	000:01:48	0	0.00
110	000:01:49	-1	-0.08
111	000:01:50	-1	-0.08
112	000:01:51	-5	-0.40
113	000:01:52	-1	-0.08
114	000:01:53	-3	-0.24
115	000:01:54	-3	-0.24
116	000:01:55	-4	-0.32

HM Data Download - Concrete Test Results

READ #	TIME	LOAD	STRESS (PSI)
117	000:01:56	-3	-0.24
118	000:01:57	1	0.08
119	000:01:58	-1	-0.08
120	000:01:59	1	0.08
121	000:02:00	-2	-0.16
122	000:02:01	-5	-0.40
123	000:02:02	-1	-0.08
124	000:02:03	0	0.00
125	000:02:04	-3	-0.24
126	000:02:05	-3	-0.24
127	000:02:06	-2	-0.16
128	000:02:07	-1	-0.08
129	000:02:08	-2	-0.16
130	000:02:09	-3	-0.24
131	000:02:10	-1	-0.08
132	000:02:11	-3	-0.24
133	000:02:12	-4	-0.32
134	000:02:13	-2	-0.16
135	000:02:14	-2	-0.16
136	000:02:15	-2	-0.16
137	000:02:16	-3	-0.24
138	000:02:17	0	0.00
139	000:02:18	-4	-0.32
140	000:02:19	0	0.00
141	000:02:20	-1	-0.08
142	000:02:21	1	0.08
143	000:02:22	-3	-0.24
144	000:02:23	-3	-0.24
145	000:02:24	-4	-0.32
146	000:02:25	0	0.00
147	000:02:26	-1	-0.08
148	000:02:27	-3	-0.24
149	000:02:28	-3	-0.24
150	000:02:29	-1	-0.08
151	000:02:30	-3	-0.24
152	000:02:31	-3	-0.24
153	000:02:32	-1	-0.08
154	000:02:33	-2	-0.16

HM Data Download - Concrete Test Results

READ #	TIME	LOAD	STRESS (PSI)
155	000:02:34	-3	-0.24
156	000:02:35	0	0.00
157	000:02:36	1	0.08
158	000:02:37	1	0.08
159	000:02:38	1	0.08
160	000:02:39	0	0.00
161	000:02:40	-2	-0.16
162	000:02:41	1	0.08
163	000:02:42	-1	-0.08
164	000:02:43	0	0.00
165	000:02:44	-1	-0.08
166	000:02:45	-1	-0.08
167	000:02:46	0	0.00
168	000:02:47	1	0.08
169	000:02:48	-1	-0.08
170	000:02:49	-3	-0.24
171	000:02:50	1	0.08
172	000:02:51	0	0.00
173	000:02:52	-1	-0.08
174	000:02:53	0	0.00
175	000:02:54	-1	-0.08
176	000:02:55	0	0.00
177	000:02:56	0	0.00
178	000:02:57	-1	-0.08
179	000:02:58	-1	-0.08
180	000:02:59	-1	-0.08
181	000:03:00	-4	-0.32
182	000:03:01	-1	-0.08
183	000:03:02	1	0.08
184	000:03:03	-4	-0.32
185	000:03:04	-2	-0.16
186	000:03:05	-2	-0.16
187	000:03:06	-2	-0.16
188	000:03:07	-3	-0.24
189	000:03:08	-3	-0.24
190	000:03:09	-1	-0.08
191	000:03:10	-1	-0.08
192	000:03:11	-2	-0.16

HM Data Download - Concrete Test Results

READ #	TIME	LOAD	STRESS (PSI)
193	000:03:12	-2	-0.16
194	000:03:13	-2	-0.16
195	000:03:14	0	0.00
196	000:03:15	0	0.00
197	000:03:16	0	0.00
198	000:03:17	-1	-0.08
199	000:03:18	0	0.00
200	000:03:19	0	0.00
201	000:03:20	-1	-0.08
202	000:03:21	-1	-0.08
203	000:03:22	-3	-0.24
204	000:03:23	0	0.00
205	000:03:24	-3	-0.24
206	000:03:25	-1	-0.08
207	000:03:26	-4	-0.32
208	000:03:27	-1	-0.08
209	000:03:28	0	0.00
210	000:03:29	-3	-0.24
211	000:03:30	-2	-0.16
212	000:03:31	-1	-0.08
213	000:03:32	-2	-0.16
214	000:03:33	1	0.08
215	000:03:34	-2	-0.16
216	000:03:35	-1	-0.08
217	000:03:36	0	0.00
218	000:03:37	-2	-0.16
219	000:03:38	-4	-0.32
220	000:03:39	-1	-0.08
221	000:03:40	1	0.08
222	000:03:41	-1	-0.08
223	000:03:42	-2	-0.16
224	000:03:43	-2	-0.16
225	000:03:44	-1	-0.08
226	000:03:45	-2	-0.16
227	000:03:46	-2	-0.16
228	000:03:47	-2	-0.16
229	000:03:48	-1	-0.08
230	000:03:49	-1	-0.08

HM Data Download - Concrete Test Results

READ #	TIME	LOAD	STRESS (PSI)
231	000:03:50	-1	-0.08
232	000:03:51	2	0.16
233	000:03:52	0	0.00
234	000:03:53	0	0.00
235	000:03:54	0	0.00
236	000:03:55	1	0.08
237	000:03:56	1	0.08
238	000:03:57	-2	-0.16
239	000:03:58	0	0.00
240	000:03:59	-1	-0.08
241	000:04:00	-2	-0.16
242	000:04:01	2	0.16
243	000:04:02	-1	-0.08
244	000:04:03	-3	-0.24
245	000:04:04	3	0.24
246	000:04:05	0	0.00
247	000:04:06	-1	-0.08
248	000:04:07	-2	-0.16
249	000:04:08	-1	-0.08
250	000:04:09	-2	-0.16
251	000:04:10	0	0.00
252	000:04:11	-2	-0.16
253	000:04:12	-1	-0.08
254	000:04:13	-2	-0.16
255	000:04:14	1	0.08
256	000:04:15	-2	-0.16
257	000:04:16	0	0.00
258	000:04:17	-1	-0.08
259	000:04:18	-3	-0.24
260	000:04:19	-1	-0.08
261	000:04:20	0	0.00
262	000:04:21	0	0.00
263	000:04:22	0	0.00
264	000:04:23	-1	-0.08
265	000:04:24	-3	-0.24
266	000:04:25	0	0.00
267	000:04:26	1	0.08
268	000:04:27	-1	-0.08

HM Data Download - Concrete Test Results

READ #	TIME	LOAD	STRESS (PSI)
269	000:04:28	-1	-0.08
270	000:04:29	-1	-0.08
271	000:04:30	-1	-0.08
272	000:04:31	-2	-0.16
273	000:04:32	-1	-0.08
274	000:04:33	-1	-0.08
275	000:04:34	-2	-0.16
276	000:04:35	-1	-0.08
277	000:04:36	-1	-0.08
278	000:04:37	-2	-0.16
279	000:04:38	0	0.00
280	000:04:39	1	0.08
281	000:04:40	-1	-0.08
282	000:04:41	-1	-0.08
283	000:04:42	-1	-0.08
284	000:04:43	0	0.00
285	000:04:44	1	0.08
286	000:04:45	-1	-0.08
287	000:04:46	-2	-0.16
288	000:04:47	-2	-0.16
289	000:04:48	-1	-0.08
290	000:04:49	-2	-0.16
291	000:04:50	-4	-0.32
292	000:04:51	-1	-0.08
293	000:04:52	-4	-0.32
294	000:04:53	1	0.08
295	000:04:54	-1	-0.08
296	000:04:55	-1	-0.08
297	000:04:56	-1	-0.08
298	000:04:57	1	0.08
299	000:04:58	-1	-0.08
300	000:04:59	-2	-0.16
301	000:05:00	-3	-0.24
302	000:05:01	-2	-0.16
303	000:05:02	-1	-0.08
304	000:05:03	-1	-0.08
305	000:05:04	-3	-0.24
306	000:05:05	-1	-0.08

HM Data Download - Concrete Test Results

READ #	TIME	LOAD	STRESS (PSI)
307	000:05:06	-2	-0.16
308	000:05:07	0	0.00
309	000:05:08	-3	-0.24
310	000:05:09	-1	-0.08
311	000:05:10	-2	-0.16
312	000:05:11	-3	-0.24
313	000:05:12	-1	-0.08
314	000:05:13	2	0.16
315	000:05:14	1	0.08
316	000:05:15	0	0.00
317	000:05:16	1	0.08
318	000:05:17	0	0.00
319	000:05:18	1	0.08
320	000:05:19	1	0.08
321	000:05:20	0	0.00
322	000:05:21	0	0.00
323	000:05:22	0	0.00
324	000:05:23	0	0.00
325	000:05:24	0	0.00
326	000:05:25	1	0.08
327	000:05:26	1	0.08
328	000:05:27	-1	-0.08
329	000:05:28	1	0.08
330	000:05:29	0	0.00
331	000:05:30	0	0.00
332	000:05:31	0	0.00
333	000:05:32	0	0.00
334	000:05:33	-3	-0.24
335	000:05:34	1	0.08
336	000:05:35	-1	-0.08
337	000:05:36	-1	-0.08
338	000:05:37	1	0.08
339	000:05:38	0	0.00
340	000:05:39	-4	-0.32
341	000:05:40	-2	-0.16
342	000:05:41	2	0.16
343	000:05:42	2	0.16
344	000:05:43	-1	-0.08

HM Data Download - Concrete Test Results

READ #	TIME	LOAD	STRESS (PSI)
345	000:05:44	0	0.00
346	000:05:45	0	0.00
347	000:05:46	-2	-0.16
348	000:05:47	-1	-0.08
349	000:05:48	0	0.00
350	000:05:49	-2	-0.16
351	000:05:50	0	0.00
352	000:05:51	-2	-0.16
353	000:05:52	1	0.08
354	000:05:53	1	0.08
355	000:05:54	-1	-0.08
356	000:05:55	0	0.00
357	000:05:56	0	0.00
358	000:05:57	0	0.00
359	000:05:58	-1	-0.08
360	000:05:59	1	0.08
361	000:06:00	1	0.08
362	000:06:01	-1	-0.08
363	000:06:02	0	0.00
364	000:06:03	0	0.00
365	000:06:04	-2	-0.16
366	000:06:05	1	0.08
367	000:06:06	0	0.00
368	000:06:07	-1	-0.08
369	000:06:08	-2	-0.16
370	000:06:09	0	0.00
371	000:06:10	0	0.00
372	000:06:11	-3	-0.24
373	000:06:12	0	0.00
374	000:06:13	-1	-0.08
375	000:06:14	1	0.08
376	000:06:15	-1	-0.08
377	000:06:16	0	0.00
378	000:06:17	-2	-0.16
379	000:06:18	0	0.00
380	000:06:19	-2	-0.16
381	000:06:20	-1	-0.08
382	000:06:21	0	0.00

HM Data Download - Concrete Test Results

READ #	TIME	LOAD	STRESS (PSI)
383	000:06:22	1	0.08
384	000:06:23	1	0.08
385	000:06:24	0	0.00
386	000:06:25	2	0.16
387	000:06:26	-1	-0.08
388	000:06:27	2	0.16
389	000:06:28	1	0.08
390	000:06:29	-1	-0.08
391	000:06:30	0	0.00
392	000:06:31	2	0.16
393	000:06:32	3	0.24
394	000:06:33	0	0.00
395	000:06:34	-3	-0.24
396	000:06:35	-1	-0.08
397	000:06:36	0	0.00
398	000:06:37	-1	-0.08
399	000:06:38	0	0.00
400	000:06:39	1	0.08
401	000:06:40	1	0.08
402	000:06:41	0	0.00
403	000:06:42	0	0.00
404	000:06:43	-1	-0.08
405	000:06:44	0	0.00
406	000:06:45	-2	-0.16
407	000:06:46	0	0.00
408	000:06:47	1	0.08
409	000:06:48	0	0.00
410	000:06:49	-2	-0.16
411	000:06:50	0	0.00
412	000:06:51	2	0.16
413	000:06:52	1	0.08
414	000:06:53	1	0.08
415	000:06:54	-1	-0.08
416	000:06:55	2	0.16
417	000:06:56	1	0.08
418	000:06:57	-3	-0.24
419	000:06:58	1	0.08
420	000:06:59	-1	-0.08

HM Data Download - Concrete Test Results

READ #	TIME	LOAD	STRESS (PSI)
421	000:07:00	-1	-0.08
422	000:07:01	0	0.00
423	000:07:02	-1	-0.08
424	000:07:03	0	0.00
425	000:07:04	-2	-0.16
426	000:07:05	0	0.00
427	000:07:06	-1	-0.08
428	000:07:07	-1	-0.08
429	000:07:08	1	0.08
430	000:07:09	-1	-0.08
431	000:07:10	2	0.16
432	000:07:11	1	0.08
433	000:07:12	0	0.00
434	000:07:13	0	0.00
435	000:07:14	0	0.00
436	000:07:15	1	0.08
437	000:07:16	1	0.08
438	000:07:17	-1	-0.08
439	000:07:18	-1	-0.08
440	000:07:19	-1	-0.08
441	000:07:20	-1	-0.08
442	000:07:21	1	0.08
443	000:07:22	1	0.08
444	000:07:23	-1	-0.08
445	000:07:24	0	0.00
446	000:07:25	1	0.08
447	000:07:26	0	0.00
448	000:07:27	1	0.08
449	000:07:28	1	0.08
450	000:07:29	-1	-0.08
451	000:07:30	0	0.00
452	000:07:31	2	0.16
453	000:07:32	1	0.08
454	000:07:33	-1	-0.08
455	000:07:34	0	0.00
456	000:07:35	1	0.08
457	000:07:36	1	0.08
458	000:07:37	-1	-0.08

HM Data Download - Concrete Test Results

READ #	TIME	LOAD	STRESS (PSI)
459	000:07:38	2	0.16
460	000:07:39	0	0.00
461	000:07:40	-1	-0.08
462	000:07:41	-1	-0.08
463	000:07:42	1	0.08
464	000:07:43	1	0.08
465	000:07:44	0	0.00
466	000:07:45	0	0.00
467	000:07:46	-1	-0.08
468	000:07:47	0	0.00
469	000:07:48	-2	-0.16
470	000:07:49	2	0.16
471	000:07:50	1	0.08
472	000:07:51	0	0.00
473	000:07:52	3	0.24
474	000:07:53	-1	-0.08
475	000:07:54	-1	-0.08
476	000:07:55	1	0.08
477	000:07:56	1	0.08
478	000:07:57	3	0.24
479	000:07:58	1	0.08
480	000:07:59	1	0.08
481	000:08:00	1	0.08
482	000:08:01	-1	-0.08
483	000:08:02	-1	-0.08
484	000:08:03	-2	-0.16
485	000:08:04	-2	-0.16
486	000:08:05	1	0.08
487	000:08:06	0	0.00
488	000:08:07	-1	-0.08
489	000:08:08	1	0.08
490	000:08:09	1	0.08
491	000:08:10	1	0.08
492	000:08:11	2	0.16
493	000:08:12	-4	-0.32
494	000:08:13	2	0.16
495	000:08:14	1	0.08
496	000:08:15	0	0.00

HM Data Download - Concrete Test Results

READ #	TIME	LOAD	STRESS (PSI)
497	000:08:16	2	0.16
498	000:08:17	0	0.00
499	000:08:18	1	0.08
500	000:08:19	1	0.08
501	000:08:20	0	0.00
502	000:08:21	2	0.16
503	000:08:22	0	0.00
504	000:08:23	2	0.16
505	000:08:24	1	0.08
506	000:08:25	-1	-0.08
507	000:08:26	0	0.00
508	000:08:27	1	0.08
509	000:08:28	-1	-0.08
510	000:08:29	1	0.08
511	000:08:30	-1	-0.08
512	000:08:31	4	0.32
513	000:08:32	0	0.00
514	000:08:33	3	0.24
515	000:08:34	-1	-0.08
516	000:08:35	0	0.00
517	000:08:36	2	0.16
518	000:08:37	2	0.16
519	000:08:38	0	0.00
520	000:08:39	2	0.16
521	000:08:40	1	0.08
522	000:08:41	2	0.16
523	000:08:42	-2	-0.16
524	000:08:43	0	0.00
525	000:08:44	-1	-0.08
526	000:08:45	1	0.08
527	000:08:46	1	0.08
528	000:08:47	1	0.08
529	000:08:48	2	0.16
530	000:08:49	1	0.08
531	000:08:50	1	0.08
532	000:08:51	3	0.24
533	000:08:52	1	0.08
534	000:08:53	0	0.00

HM Data Download - Concrete Test Results

READ #	TIME	LOAD	STRESS (PSI)
535	000:08:54	1	0.08
536	000:08:55	0	0.00
537	000:08:56	1	0.08
538	000:08:57	-1	-0.08
539	000:08:58	2	0.16
540	000:08:59	-1	-0.08
541	000:09:00	1	0.08
542	000:09:01	-1	-0.08
543	000:09:02	2	0.16
544	000:09:03	2	0.16
545	000:09:04	-1	-0.08
546	000:09:05	2	0.16
547	000:09:06	-1	-0.08
548	000:09:07	0	0.00
549	000:09:08	2	0.16
550	000:09:09	3	0.24
551	000:09:10	2	0.16
552	000:09:11	1	0.08
553	000:09:12	3	0.24
554	000:09:13	1	0.08
555	000:09:14	0	0.00
556	000:09:15	-1	-0.08
557	000:09:16	-1	-0.08
558	000:09:17	2	0.16
559	000:09:18	1	0.08
560	000:09:19	-1	-0.08
561	000:09:20	2	0.16
562	000:09:21	0	0.00
563	000:09:22	-1	-0.08
564	000:09:23	0	0.00
565	000:09:24	0	0.00
566	000:09:25	1	0.08
567	000:09:26	-1	-0.08
568	000:09:27	2	0.16
569	000:09:28	2	0.16
570	000:09:29	2	0.16
571	000:09:30	0	0.00
572	000:09:31	2	0.16

HM Data Download - Concrete Test Results

READ #	TIME	LOAD	STRESS (PSI)
573	000:09:32	2	0.16
574	000:09:33	0	0.00
575	000:09:34	1	0.08
576	000:09:35	0	0.00
577	000:09:36	0	0.00
578	000:09:37	0	0.00
579	000:09:38	2	0.16
580	000:09:39	3	0.24
581	000:09:40	1	0.08
582	000:09:41	-1	-0.08
583	000:09:42	1	0.08
584	000:09:43	3	0.24
585	000:09:44	1	0.08
586	000:09:45	-1	-0.08
587	000:09:46	-2	-0.16
588	000:09:47	4	0.32
589	000:09:48	1	0.08
590	000:09:49	1	0.08
591	000:09:50	1	0.08
592	000:09:51	2	0.16
593	000:09:52	2	0.16
594	000:09:53	0	0.00
595	000:09:54	1	0.08
596	000:09:55	0	0.00
597	000:09:56	1	0.08
598	000:09:57	2	0.16
599	000:09:58	2	0.16
600	000:09:59	2	0.16
601	000:10:00	3	0.24
602	000:10:01	0	0.00
603	000:10:02	0	0.00
604	000:10:03	-1	-0.08
605	000:10:04	1	0.08
606	000:10:05	2	0.16
607	000:10:06	4	0.32
608	000:10:07	1	0.08
609	000:10:08	1	0.08
610	000:10:09	3	0.24

HM Data Download - Concrete Test Results

READ #	TIME	LOAD	STRESS (PSI)
611	000:10:10	0	0.00
612	000:10:11	2	0.16
613	000:10:12	2	0.16
614	000:10:13	1	0.08
615	000:10:14	3	0.24
616	000:10:15	1	0.08
617	000:10:16	1	0.08
618	000:10:17	3	0.24
619	000:10:18	1	0.08
620	000:10:19	2	0.16
621	000:10:20	2	0.16
622	000:10:21	1	0.08
623	000:10:22	1	0.08
624	000:10:23	2	0.16
625	000:10:24	1	0.08
626	000:10:25	2	0.16
627	000:10:26	2	0.16
628	000:10:27	3	0.24
629	000:10:28	4	0.32
630	000:10:29	6	0.48
631	000:10:30	4	0.32
632	000:10:31	3	0.24
633	000:10:32	3	0.24
634	000:10:33	2	0.16
635	000:10:34	3	0.24
636	000:10:35	-1	-0.08
637	000:10:36	4	0.32
638	000:10:37	1	0.08
639	000:10:38	4	0.32
640	000:10:39	2	0.16
641	000:10:40	3	0.24
642	000:10:41	5	0.40
643	000:10:42	1	0.08
644	000:10:43	0	0.00
645	000:10:44	2	0.16
646	000:10:45	3	0.24
647	000:10:46	4	0.32
648	000:10:47	2	0.16

HM Data Download - Concrete Test Results

READ #	TIME	LOAD	STRESS (PSI)
649	000:10:48	4	0.32
650	000:10:49	0	0.00
651	000:10:50	2	0.16
652	000:10:51	2	0.16
653	000:10:52	2	0.16
654	000:10:53	2	0.16
655	000:10:54	1	0.08
656	000:10:55	1	0.08
657	000:10:56	1	0.08
658	000:10:57	0	0.00
659	000:10:58	3	0.24
660	000:10:59	1	0.08
661	000:11:00	2	0.16
662	000:11:01	1	0.08
663	000:11:02	0	0.00
664	000:11:03	3	0.24
665	000:11:04	3	0.24
666	000:11:05	3	0.24
667	000:11:06	3	0.24
668	000:11:07	3	0.24
669	000:11:08	4	0.32
670	000:11:09	1	0.08
671	000:11:10	3	0.24
672	000:11:11	1	0.08
673	000:11:12	1	0.08
674	000:11:13	3	0.24
675	000:11:14	2	0.16
676	000:11:15	3	0.24
677	000:11:16	1	0.08
678	000:11:17	3	0.24
679	000:11:18	2	0.16
680	000:11:19	2	0.16
681	000:11:20	1	0.08
682	000:11:21	3	0.24
683	000:11:22	4	0.32
684	000:11:23	1	0.08
685	000:11:24	3	0.24
686	000:11:25	3	0.24

HM Data Download - Concrete Test Results

READ #	TIME	LOAD	STRESS (PSI)
687	000:11:26	2	0.16
688	000:11:27	2	0.16
689	000:11:28	2	0.16
690	000:11:29	-1	-0.08
691	000:11:30	3	0.24
692	000:11:31	1	0.08
693	000:11:32	2	0.16
694	000:11:33	1	0.08
695	000:11:34	2	0.16
696	000:11:35	1	0.08
697	000:11:36	0	0.00
698	000:11:37	2	0.16
699	000:11:38	3	0.24
700	000:11:39	1	0.08
701	000:11:40	2	0.16
702	000:11:41	1	0.08
703	000:11:42	4	0.32
704	000:11:43	3	0.24
705	000:11:44	5	0.40
706	000:11:45	3	0.24
707	000:11:46	1	0.08
708	000:11:47	3	0.24
709	000:11:48	3	0.24
710	000:11:49	4	0.32
711	000:11:50	4	0.32
712	000:11:51	3	0.24
713	000:11:52	2	0.16
714	000:11:53	2	0.16
715	000:11:54	3	0.24
716	000:11:55	3	0.24
717	000:11:56	2	0.16
718	000:11:57	1	0.08
719	000:11:58	2	0.16
720	000:11:59	3	0.24
721	000:12:00	0	0.00
722	000:12:01	1	0.08
723	000:12:02	1	0.08
724	000:12:03	4	0.32

HM Data Download - Concrete Test Results

READ #	TIME	LOAD	STRESS (PSI)
725	000:12:04	3	0.24
726	000:12:05	0	0.00
727	000:12:06	3	0.24
728	000:12:07	1	0.08
729	000:12:08	2	0.16
730	000:12:09	3	0.24
731	000:12:10	4	0.32
732	000:12:11	0	0.00
733	000:12:12	3	0.24
734	000:12:13	3	0.24
735	000:12:14	1	0.08
736	000:12:15	3	0.24
737	000:12:16	2	0.16
738	000:12:17	3	0.24
739	000:12:18	2	0.16
740	000:12:19	2	0.16
741	000:12:20	0	0.00
742	000:12:21	3	0.24
743	000:12:22	3	0.24
744	000:12:23	2	0.16
745	000:12:24	2	0.16
746	000:12:25	2	0.16
747	000:12:26	2	0.16
748	000:12:27	3	0.24
749	000:12:28	3	0.24
750	000:12:29	5	0.40
751	000:12:30	2	0.16
752	000:12:31	2	0.16
753	000:12:32	3	0.24
754	000:12:33	3	0.24
755	000:12:34	3	0.24
756	000:12:35	3	0.24
757	000:12:36	1	0.08
758	000:12:37	2	0.16
759	000:12:38	2	0.16
760	000:12:39	2	0.16
761	000:12:40	3	0.24
762	000:12:41	2	0.16

HM Data Download - Concrete Test Results

READ #	TIME	LOAD	STRESS (PSI)
763	000:12:42	1	0.08
764	000:12:43	3	0.24
765	000:12:44	3	0.24
766	000:12:45	2	0.16
767	000:12:46	3	0.24
768	000:12:47	0	0.00
769	000:12:48	4	0.32
770	000:12:49	4	0.32
771	000:12:50	1	0.08
772	000:12:51	2	0.16
773	000:12:52	4	0.32
774	000:12:53	2	0.16
775	000:12:54	3	0.24
776	000:12:55	2	0.16
777	000:12:56	2	0.16
778	000:12:57	3	0.24
779	000:12:58	3	0.24
780	000:12:59	3	0.24
781	000:13:00	4	0.32
782	000:13:01	1	0.08
783	000:13:02	1	0.08
784	000:13:03	3	0.24
785	000:13:04	3	0.24
786	000:13:05	4	0.32
787	000:13:06	3	0.24
788	000:13:07	3	0.24
789	000:13:08	5	0.40
790	000:13:09	3	0.24
791	000:13:10	6	0.48
792	000:13:11	5	0.40
793	000:13:12	4	0.32
794	000:13:13	3	0.24
795	000:13:14	3	0.24
796	000:13:15	4	0.32
797	000:13:16	2	0.16
798	000:13:17	4	0.32
799	000:13:18	4	0.32
800	000:13:19	2	0.16

HM Data Download - Concrete Test Results

READ #	TIME	LOAD	STRESS (PSI)
801	000:13:20	3	0.24
802	000:13:21	2	0.16
803	000:13:22	4	0.32
804	000:13:23	5	0.40
805	000:13:24	3	0.24
806	000:13:25	3	0.24
807	000:13:26	2	0.16
808	000:13:27	4	0.32
809	000:13:28	4	0.32
810	000:13:29	4	0.32
811	000:13:30	2	0.16
812	000:13:31	3	0.24
813	000:13:32	3	0.24
814	000:13:33	3	0.24
815	000:13:34	3	0.24
816	000:13:35	2	0.16
817	000:13:36	2	0.16
818	000:13:37	3	0.24
819	000:13:38	3	0.24
820	000:13:39	4	0.32
821	000:13:40	3	0.24
822	000:13:41	3	0.24
823	000:13:42	3	0.24
824	000:13:43	3	0.24
825	000:13:44	5	0.40
826	000:13:45	3	0.24
827	000:13:46	3	0.24
828	000:13:47	4	0.32
829	000:13:48	3	0.24
830	000:13:49	5	0.40
831	000:13:50	4	0.32
832	000:13:51	3	0.24
833	000:13:52	4	0.32
834	000:13:53	3	0.24
835	000:13:54	3	0.24
836	000:13:55	1	0.08
837	000:13:56	3	0.24
838	000:13:57	3	0.24

HM Data Download - Concrete Test Results

READ #	TIME	LOAD	STRESS (PSI)
839	000:13:58	3	0.24
840	000:13:59	3	0.24
841	000:14:00	4	0.32
842	000:14:01	5	0.40
843	000:14:02	4	0.32
844	000:14:03	4	0.32
845	000:14:04	3	0.24
846	000:14:05	3	0.24
847	000:14:06	4	0.32
848	000:14:07	3	0.24
849	000:14:08	3	0.24
850	000:14:09	2	0.16
851	000:14:10	2	0.16
852	000:14:11	3	0.24
853	000:14:12	2	0.16
854	000:14:13	4	0.32
855	000:14:14	2	0.16
856	000:14:15	3	0.24
857	000:14:16	3	0.24
858	000:14:17	2	0.16
859	000:14:18	2	0.16
860	000:14:19	3	0.24
861	000:14:20	5	0.40
862	000:14:21	4	0.32
863	000:14:22	4	0.32
864	000:14:23	3	0.24
865	000:14:24	5	0.40
866	000:14:25	4	0.32
867	000:14:26	6	0.48
868	000:14:27	3	0.24
869	000:14:28	3	0.24
870	000:14:29	6	0.48
871	000:14:30	1	0.08
872	000:14:31	3	0.24
873	000:14:32	5	0.40
874	000:14:33	3	0.24
875	000:14:34	3	0.24
876	000:14:35	5	0.40

HM Data Download - Concrete Test Results

READ #	TIME	LOAD	STRESS (PSI)
877	000:14:36	4	0.32
878	000:14:37	7	0.56
879	000:14:38	3	0.24
880	000:14:39	1	0.08
881	000:14:40	6	0.48
882	000:14:41	5	0.40
883	000:14:42	2	0.16
884	000:14:43	6	0.48
885	000:14:44	6	0.48
886	000:14:45	6	0.48
887	000:14:46	4	0.32
888	000:14:47	1	0.08
889	000:14:48	2	0.16
890	000:14:49	5	0.40
891	000:14:50	4	0.32
892	000:14:51	5	0.40
893	000:14:52	6	0.48
894	000:14:53	4	0.32
895	000:14:54	5	0.40
896	000:14:55	3	0.24
897	000:14:56	6	0.48
898	000:14:57	4	0.32
899	000:14:58	5	0.40
900	000:14:59	0	0.00
901	000:15:00	3	0.24
902	000:15:01	4	0.32
903	000:15:02	4	0.32
904	000:15:03	4	0.32
905	000:15:04	3	0.24
906	000:15:05	4	0.32
907	000:15:06	6	0.48
908	000:15:07	3	0.24
909	000:15:08	4	0.32
910	000:15:09	4	0.32
911	000:15:10	5	0.40
912	000:15:11	5	0.40
913	000:15:12	5	0.40
914	000:15:13	4	0.32

HM Data Download - Concrete Test Results

READ #	TIME	LOAD	STRESS (PSI)
915	000:15:14	3	0.24
916	000:15:15	4	0.32
917	000:15:16	2	0.16
918	000:15:17	5	0.40
919	000:15:18	6	0.48
920	000:15:19	4	0.32
921	000:15:20	3	0.24
922	000:15:21	4	0.32
923	000:15:22	7	0.56
924	000:15:23	4	0.32
925	000:15:24	3	0.24
926	000:15:25	6	0.48
927	000:15:26	4	0.32
928	000:15:27	3	0.24
929	000:15:28	3	0.24
930	000:15:29	5	0.40
931	000:15:30	6	0.48
932	000:15:31	5	0.40
933	000:15:32	5	0.40
934	000:15:33	4	0.32
935	000:15:34	3	0.24
936	000:15:35	4	0.32
937	000:15:36	2	0.16
938	000:15:37	6	0.48
939	000:15:38	6	0.48
940	000:15:39	7	0.56
941	000:15:40	5	0.40
942	000:15:41	7	0.56
943	000:15:42	6	0.48
944	000:15:43	7	0.56
945	000:15:44	10	0.80
946	000:15:45	6	0.48
947	000:15:46	8	0.64
948	000:15:47	7	0.56
949	000:15:48	6	0.48
950	000:15:49	7	0.56
951	000:15:50	6	0.48
952	000:15:51	7	0.56

HM Data Download - Concrete Test Results

READ #	TIME	LOAD	STRESS (PSI)
953	000:15:52	6	0.48
954	000:15:53	7	0.56
955	000:15:54	9	0.72
956	000:15:55	4	0.32
957	000:15:56	7	0.56
958	000:15:57	5	0.40
959	000:15:58	7	0.56
960	000:15:59	8	0.64
961	000:16:00	6	0.48
962	000:16:01	7	0.56
963	000:16:02	7	0.56
964	000:16:03	8	0.64
965	000:16:04	7	0.56
966	000:16:05	7	0.56
967	000:16:06	7	0.56
968	000:16:07	6	0.48
969	000:16:08	11	0.88
970	000:16:09	12	0.95
971	000:16:10	13	1.03
972	000:16:11	15	1.19
973	000:16:12	13	1.03
974	000:16:13	14	1.11
975	000:16:14	13	1.03
976	000:16:15	13	1.03
977	000:16:16	15	1.19
978	000:16:17	-15	-1.19
979	000:16:18	-10	-0.80
980	000:16:19	-7	-0.56
981	000:16:20	-5	-0.40
982	000:16:21	-4	-0.32
983	000:16:22	-9	-0.72
984	000:16:23	-4	-0.32
985	000:16:24	-6	-0.48
986	000:16:25	-7	-0.56
987	000:16:26	-8	-0.64
988	000:16:27	-8	-0.64
989	000:16:28	-4	-0.32
990	000:16:29	-4	-0.32

HM Data Download - Concrete Test Results

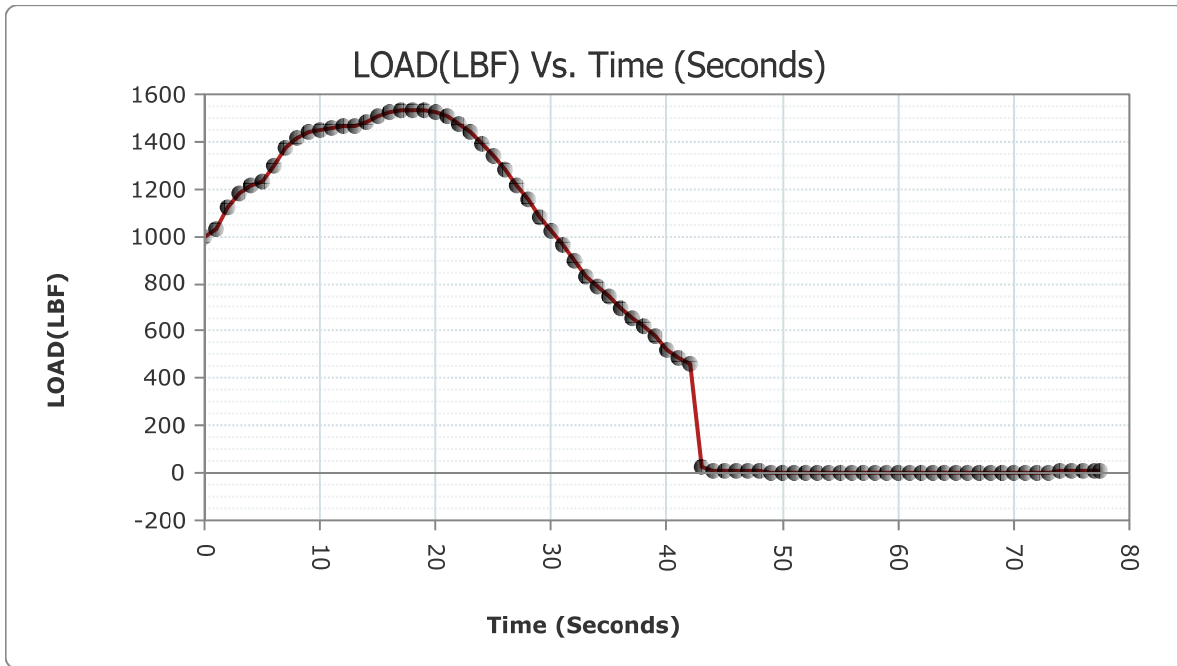
READ #	TIME	LOAD	STRESS (PSI)
991	000:16:30	10	0.80
992	000:16:31	12	0.95
993	000:16:32	13	1.03
994	000:16:33	11	0.88
995	000:16:34	11	0.88
996	000:16:34	12	0.95

Concrete Test

Sample Identification: R4A
 Machine ID: 6a127

Test Type: ASTM C39
 2/11/2020

TYPE	PEAK VALUES	UNITS
LOAD	1536	LBF
Diameter	4.00	IN
Length	8.00	IN
Cross-Sectional Area	12.57	IN ²
Sample Age	0.0	day(s)
Corrected Stress	122.27	PSI
Average Pace Rate	0.00	PSI/SEC
Fracture Type	Type 3	
Correction Factor	1.000	
Temperature @ START	72.0	°F
Temperature @ FINISH	71.8	°F



READ #	TIME	LOAD	STRESS (PSI)
1	000:00:00	1000	79.58
2	000:00:01	1030	81.96

HM Data Download - Concrete Test Results

READ #	TIME	LOAD	STRESS (PSI)
3	000:00:02	1123	89.37
4	000:00:03	1183	94.14
5	000:00:04	1217	96.85
6	000:00:05	1233	98.12
7	000:00:06	1299	103.37
8	000:00:07	1369	108.94
9	000:00:08	1413	112.44
10	000:00:09	1439	114.51
11	000:00:10	1448	115.23
12	000:00:11	1455	115.79
13	000:00:12	1463	116.42
14	000:00:13	1469	116.90
15	000:00:14	1486	118.25
16	000:00:15	1506	119.84
17	000:00:16	1523	121.20
18	000:00:17	1533	121.99
19	000:00:18	1535	122.15
20	000:00:19	1532	121.91
21	000:00:20	1521	121.04
22	000:00:21	1504	119.68
23	000:00:22	1473	117.22
24	000:00:23	1436	114.27
25	000:00:24	1390	110.61
26	000:00:25	1340	106.63
27	000:00:26	1282	102.02
28	000:00:27	1217	96.85
29	000:00:28	1153	91.75
30	000:00:29	1082	86.10
31	000:00:30	1024	81.49
32	000:00:31	960	76.39
33	000:00:32	893	71.06
34	000:00:33	833	66.29
35	000:00:34	785	62.47
36	000:00:35	742	59.05
37	000:00:36	697	55.47
38	000:00:37	650	51.73
39	000:00:38	616	49.02
40	000:00:39	576	45.84

HM Data Download - Concrete Test Results

READ #	TIME	LOAD	STRESS (PSI)
41	000:00:40	516	41.06
42	000:00:41	485	38.60
43	000:00:42	460	36.61
44	000:00:43	25	1.99
45	000:00:44	6	0.48
46	000:00:45	8	0.64
47	000:00:46	11	0.88
48	000:00:47	11	0.88
49	000:00:48	5	0.40
50	000:00:49	1	0.08
51	000:00:50	-2	-0.16
52	000:00:51	1	0.08
53	000:00:52	-2	-0.16
54	000:00:53	-1	-0.08
55	000:00:54	-1	-0.08
56	000:00:55	-2	-0.16
57	000:00:56	-1	-0.08
58	000:00:57	0	0.00
59	000:00:58	-1	-0.08
60	000:00:59	-1	-0.08
61	000:01:00	0	0.00
62	000:01:01	1	0.08
63	000:01:02	0	0.00
64	000:01:03	0	0.00
65	000:01:04	0	0.00
66	000:01:05	0	0.00
67	000:01:06	-1	-0.08
68	000:01:07	-1	-0.08
69	000:01:08	-1	-0.08
70	000:01:09	-2	-0.16
71	000:01:10	-1	-0.08
72	000:01:11	2	0.16
73	000:01:12	-3	-0.24
74	000:01:13	3	0.24
75	000:01:14	5	0.40
76	000:01:15	7	0.56
77	000:01:16	8	0.64
78	000:01:17	6	0.48

HM Data Download - Concrete Test Results

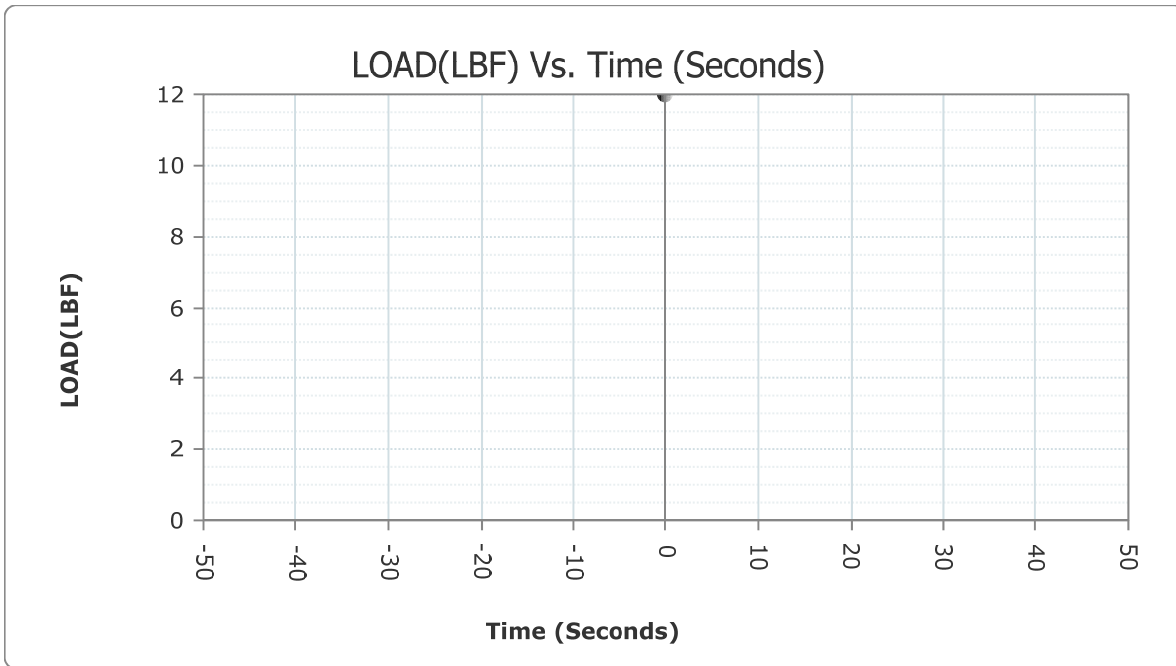
READ #	TIME	LOAD	STRESS (PSI)
79	000:01:17	7	0.56

Concrete Test

Sample Identification: R4B
Machine ID: 6a127

Test Type: ASTM C39
2/11/2020

TYPE	PEAK VALUES	UNITS
LOAD	12	LBF
Diameter	4.00	IN
Length	8.00	IN
Cross-Sectional Area	12.57	IN ²
Sample Age	0.0	day(s)
Corrected Stress	0.98	PSI
Average Pace Rate	0.00	PSI/SEC
Fracture Type	Type 3	
Correction Factor	1.000	
Temperature @ START	71.8	°F
Temperature @ FINISH	71.8	°F



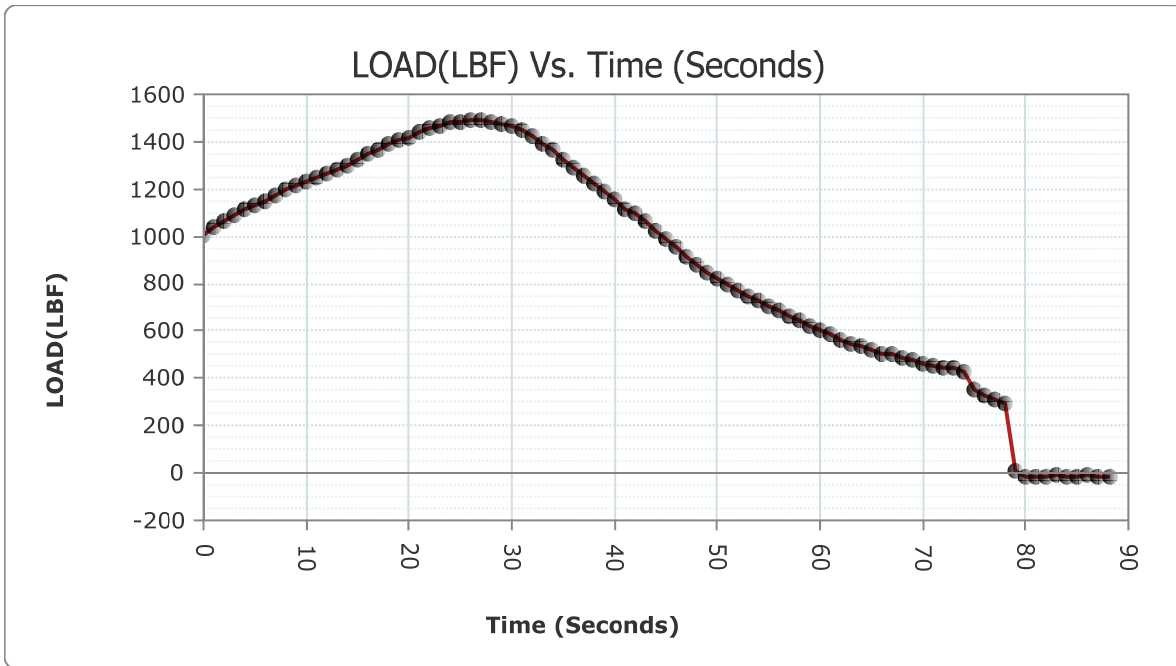
READ #	TIME	LOAD	STRESS (PSI)
1	000:00:00	12	0.95

Concrete Test

Sample Identification: R4C
 Machine ID: 6a127

Test Type: ASTM C39
 2/11/2020

TYPE	PEAK VALUES	UNITS
LOAD	1491	LBF
Diameter	4.00	IN
Length	8.00	IN
Cross-Sectional Area	12.57	IN ²
Sample Age	0.0	day(s)
Corrected Stress	118.62	PSI
Average Pace Rate	0.00	PSI/SEC
Fracture Type	Type 3	
Correction Factor	1.000	
Temperature @ START	71.8	°F
Temperature @ FINISH	72.2	°F



READ #	TIME	LOAD	STRESS (PSI)
1	000:00:00	1002	79.74
2	000:00:01	1040	82.76

HM Data Download - Concrete Test Results

READ #	TIME	LOAD	STRESS (PSI)
3	000:00:02	1067	84.91
4	000:00:03	1092	86.90
5	000:00:04	1111	88.41
6	000:00:05	1127	89.68
7	000:00:06	1150	91.51
8	000:00:07	1176	93.58
9	000:00:08	1195	95.10
10	000:00:09	1212	96.45
11	000:00:10	1233	98.12
12	000:00:11	1250	99.47
13	000:00:12	1264	100.59
14	000:00:13	1285	102.26
15	000:00:14	1299	103.37
16	000:00:15	1323	105.28
17	000:00:16	1344	106.95
18	000:00:17	1366	108.70
19	000:00:18	1387	110.37
20	000:00:19	1403	111.65
21	000:00:20	1416	112.68
22	000:00:21	1437	114.35
23	000:00:22	1456	115.86
24	000:00:23	1466	116.66
25	000:00:24	1478	117.62
26	000:00:25	1485	118.17
27	000:00:26	1489	118.49
28	000:00:27	1488	118.41
29	000:00:28	1484	118.09
30	000:00:29	1474	117.30
31	000:00:30	1463	116.42
32	000:00:31	1446	115.07
33	000:00:32	1420	113.00
34	000:00:33	1391	110.69
35	000:00:34	1363	108.46
36	000:00:35	1326	105.52
37	000:00:36	1291	102.73
38	000:00:37	1256	99.95
39	000:00:38	1224	97.40
40	000:00:39	1188	94.54

HM Data Download - Concrete Test Results

READ #	TIME	LOAD	STRESS (PSI)
41	000:00:40	1152	91.67
42	000:00:41	1117	88.89
43	000:00:42	1093	86.98
44	000:00:43	1060	84.35
45	000:00:44	1025	81.57
46	000:00:45	987	78.54
47	000:00:46	954	75.92
48	000:00:47	914	72.73
49	000:00:48	878	69.87
50	000:00:49	848	67.48
51	000:00:50	823	65.49
52	000:00:51	793	63.10
53	000:00:52	768	61.12
54	000:00:53	743	59.13
55	000:00:54	727	57.85
56	000:00:55	703	55.94
57	000:00:56	683	54.35
58	000:00:57	663	52.76
59	000:00:58	645	51.33
60	000:00:59	621	49.42
61	000:01:00	603	47.99
62	000:01:01	582	46.31
63	000:01:02	564	44.88
64	000:01:03	546	43.45
65	000:01:04	532	42.34
66	000:01:05	517	41.14
67	000:01:06	506	40.27
68	000:01:07	499	39.71
69	000:01:08	485	38.60
70	000:01:09	476	37.88
71	000:01:10	463	36.84
72	000:01:11	452	35.97
73	000:01:12	446	35.49
74	000:01:13	443	35.25
75	000:01:14	427	33.98
76	000:01:15	350	27.85
77	000:01:16	324	25.78
78	000:01:17	307	24.43

HM Data Download - Concrete Test Results

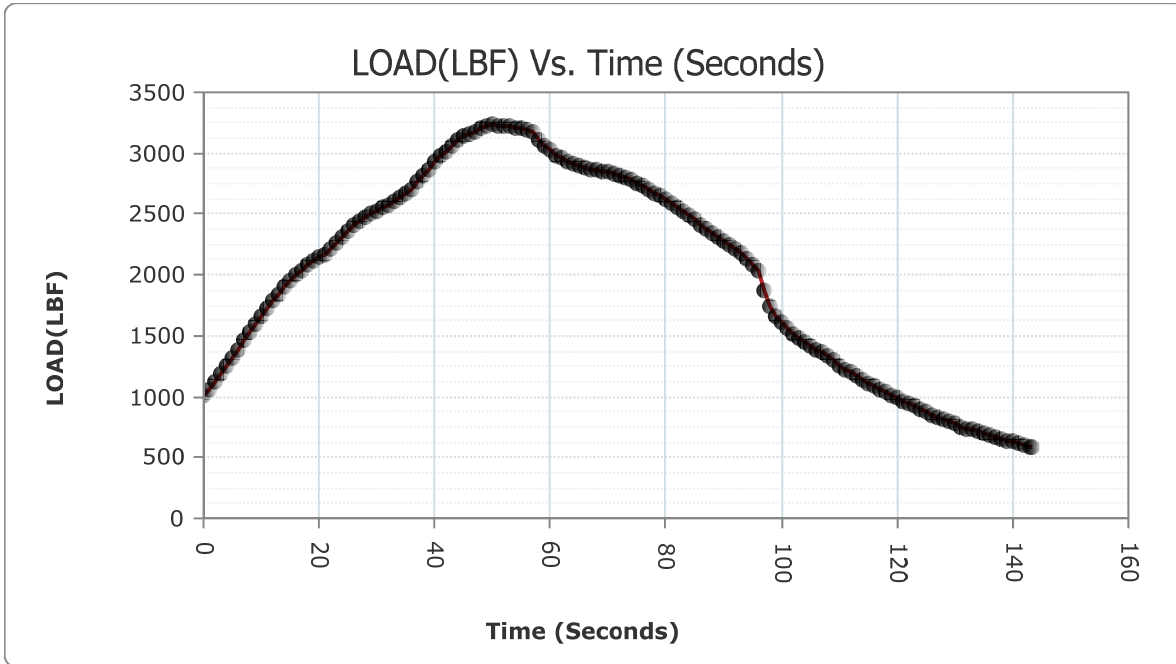
READ #	TIME	LOAD	STRESS (PSI)
79	000:01:18	295	23.48
80	000:01:19	6	0.48
81	000:01:20	-15	-1.19
82	000:01:21	-15	-1.19
83	000:01:22	-15	-1.19
84	000:01:23	-12	-0.95
85	000:01:24	-13	-1.03
86	000:01:25	-13	-1.03
87	000:01:26	-11	-0.88
88	000:01:27	-13	-1.03
89	000:01:28	-13	-1.03

Concrete Test

Sample Identification: R6_1
 Machine ID: 6a127

Test Type: ASTM C39
 2/11/2020

TYPE	PEAK VALUES	UNITS
LOAD	3235	LBF
Diameter	4.00	IN
Length	8.00	IN
Cross-Sectional Area	12.57	IN ²
Sample Age	0.0	day(s)
Corrected Stress	257.44	PSI
Average Pace Rate	3.25	PSI/SEC
Fracture Type	Type 2	
Correction Factor	1.000	
Temperature @ START	72.5	°F
Temperature @ FINISH	72.5	°F



READ #	TIME	LOAD	STRESS (PSI)
1	000:00:00	1003	79.82
2	000:00:01	1054	83.87

HM Data Download - Concrete Test Results

READ #	TIME	LOAD	STRESS (PSI)
3	000:00:02	1122	89.29
4	000:00:03	1189	94.62
5	000:00:04	1256	99.95
6	000:00:05	1320	105.04
7	000:00:06	1388	110.45
8	000:00:07	1459	116.10
9	000:00:08	1531	121.83
10	000:00:09	1596	127.01
11	000:00:10	1664	132.42
12	000:00:11	1732	137.83
13	000:00:12	1793	142.68
14	000:00:13	1847	146.98
15	000:00:14	1900	151.20
16	000:00:15	1952	155.34
17	000:00:16	1998	159.00
18	000:00:17	2042	162.50
19	000:00:18	2077	165.28
20	000:00:19	2113	168.15
21	000:00:20	2145	170.69
22	000:00:21	2172	172.84
23	000:00:22	2213	176.10
24	000:00:23	2266	180.32
25	000:00:24	2315	184.22
26	000:00:25	2367	188.36
27	000:00:26	2407	191.54
28	000:00:27	2447	194.73
29	000:00:28	2479	197.27
30	000:00:29	2506	199.42
31	000:00:30	2529	201.25
32	000:00:31	2553	203.16
33	000:00:32	2567	204.28
34	000:00:33	2606	207.38
35	000:00:34	2635	209.69
36	000:00:35	2662	211.84
37	000:00:36	2706	215.34
38	000:00:37	2763	219.87
39	000:00:38	2815	224.01
40	000:00:39	2871	228.47

HM Data Download - Concrete Test Results

READ #	TIME	LOAD	STRESS (PSI)
41	000:00:40	2928	233.00
42	000:00:41	2980	237.14
43	000:00:42	3019	240.24
44	000:00:43	3061	243.59
45	000:00:44	3103	246.93
46	000:00:45	3134	249.40
47	000:00:46	3161	251.54
48	000:00:47	3180	253.06
49	000:00:48	3208	255.28
50	000:00:49	3231	257.11
51	000:00:50	3233	257.27
52	000:00:51	3230	257.04
53	000:00:52	3228	256.88
54	000:00:53	3222	256.40
55	000:00:54	3215	255.84
56	000:00:55	3205	255.05
57	000:00:56	3192	254.01
58	000:00:57	3174	252.58
59	000:00:58	3112	247.65
60	000:00:59	3064	243.83
61	000:01:00	3027	240.88
62	000:01:01	2987	237.70
63	000:01:02	2965	235.95
64	000:01:03	2938	233.80
65	000:01:04	2918	232.21
66	000:01:05	2900	230.77
67	000:01:06	2884	229.50
68	000:01:07	2869	228.31
69	000:01:08	2863	227.83
70	000:01:09	2856	227.27
71	000:01:10	2844	226.32
72	000:01:11	2829	225.12
73	000:01:12	2815	224.01
74	000:01:13	2796	222.50
75	000:01:14	2776	220.91
76	000:01:15	2755	219.24
77	000:01:16	2727	217.01
78	000:01:17	2704	215.18

HM Data Download - Concrete Test Results

READ #	TIME	LOAD	STRESS (PSI)
79	000:01:18	2676	212.95
80	000:01:19	2649	210.80
81	000:01:20	2615	208.10
82	000:01:21	2586	205.79
83	000:01:22	2553	203.16
84	000:01:23	2520	200.54
85	000:01:24	2484	197.67
86	000:01:25	2450	194.96
87	000:01:26	2410	191.78
88	000:01:27	2380	189.39
89	000:01:28	2347	186.77
90	000:01:29	2314	184.14
91	000:01:30	2281	181.52
92	000:01:31	2252	179.21
93	000:01:32	2215	176.26
94	000:01:33	2174	173.00
95	000:01:34	2129	169.42
96	000:01:35	2089	166.24
97	000:01:36	2040	162.34
98	000:01:37	1872	148.97
99	000:01:38	1741	138.54
100	000:01:39	1664	132.42
101	000:01:40	1610	128.12
102	000:01:41	1563	124.38
103	000:01:42	1522	121.12
104	000:01:43	1485	118.17
105	000:01:44	1450	115.39
106	000:01:45	1420	113.00
107	000:01:46	1391	110.69
108	000:01:47	1360	108.23
109	000:01:48	1331	105.92
110	000:01:49	1295	103.05
111	000:01:50	1259	100.19
112	000:01:51	1227	97.64
113	000:01:52	1197	95.25
114	000:01:53	1170	93.11
115	000:01:54	1142	90.88
116	000:01:55	1109	88.25

HM Data Download - Concrete Test Results

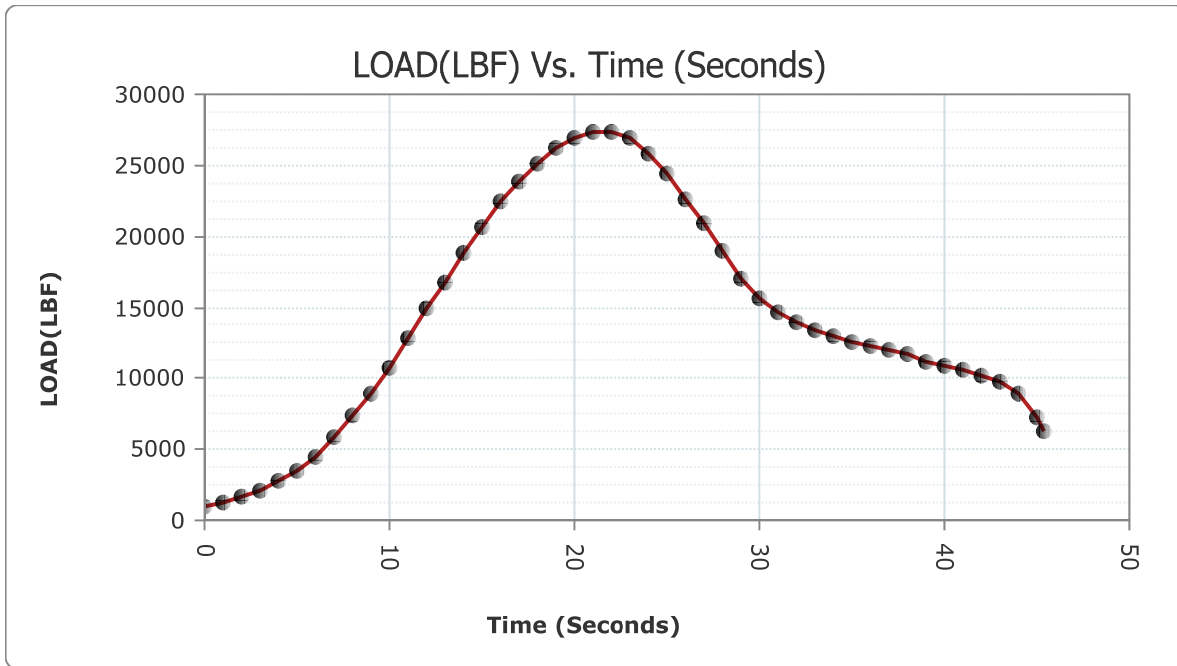
READ #	TIME	LOAD	STRESS (PSI)
117	000:01:56	1090	86.74
118	000:01:57	1065	84.75
119	000:01:58	1041	82.84
120	000:01:59	1016	80.85
121	000:02:00	993	79.02
122	000:02:01	968	77.03
123	000:02:02	943	75.04
124	000:02:03	923	73.45
125	000:02:04	897	71.38
126	000:02:05	871	69.31
127	000:02:06	848	67.48
128	000:02:07	827	65.81
129	000:02:08	812	64.62
130	000:02:09	792	63.03
131	000:02:10	775	61.67
132	000:02:11	755	60.08
133	000:02:12	740	58.89
134	000:02:13	727	57.85
135	000:02:14	711	56.58
136	000:02:15	692	55.07
137	000:02:16	681	54.19
138	000:02:17	668	53.16
139	000:02:18	654	52.04
140	000:02:19	642	51.09
141	000:02:20	629	50.05
142	000:02:21	616	49.02
143	000:02:22	604	48.06
144	000:02:23	589	46.87
145	000:02:23	586	46.63

Concrete Test

Sample Identification: R6_2
 Machine ID: 6a127

Test Type: ASTM C39
 2/11/2020

TYPE	PEAK VALUES	UNITS
LOAD	27356	LBF
Diameter	4.00	IN
Length	8.00	IN
Cross-Sectional Area	12.57	IN ²
Sample Age	0.0	day(s)
Corrected Stress	2176.94	PSI
Average Pace Rate	124.97	PSI/SEC
Fracture Type	Type 2	
Correction Factor	1.000	
Temperature @ START	72.9	°F
Temperature @ FINISH	73.1	°F



READ #	TIME	LOAD	STRESS (PSI)
1	000:00:00	1012	80.53
2	000:00:01	1288	102.50

HM Data Download - Concrete Test Results

READ #	TIME	LOAD	STRESS (PSI)
3	000:00:02	1661	132.18
4	000:00:03	2161	171.97
5	000:00:04	2779	221.15
6	000:00:05	3494	278.04
7	000:00:06	4526	360.17
8	000:00:07	5797	461.31
9	000:00:08	7327	583.06
10	000:00:09	8885	707.05
11	000:00:10	10793	858.88
12	000:00:11	12825	1,020.58
13	000:00:12	14907	1,186.26
14	000:00:13	16784	1,335.63
15	000:00:14	18798	1,495.90
16	000:00:15	20702	1,647.41
17	000:00:16	22456	1,786.99
18	000:00:17	23825	1,895.93
19	000:00:18	25128	1,999.62
20	000:00:19	26201	2,085.01
21	000:00:20	26957	2,145.17
22	000:00:21	27317	2,173.82
23	000:00:22	27284	2,171.19
24	000:00:23	26871	2,138.33
25	000:00:24	25874	2,058.99
26	000:00:25	24389	1,940.81
27	000:00:26	22635	1,801.24
28	000:00:27	20961	1,668.02
29	000:00:28	18968	1,509.43
30	000:00:29	16970	1,350.43
31	000:00:30	15571	1,239.10
32	000:00:31	14704	1,170.11
33	000:00:32	13996	1,113.77
34	000:00:33	13430	1,068.73
35	000:00:34	12932	1,029.10
36	000:00:35	12599	1,002.60
37	000:00:36	12302	978.96
38	000:00:37	12022	956.68
39	000:00:38	11671	928.75
40	000:00:39	11227	893.42

HM Data Download - Concrete Test Results

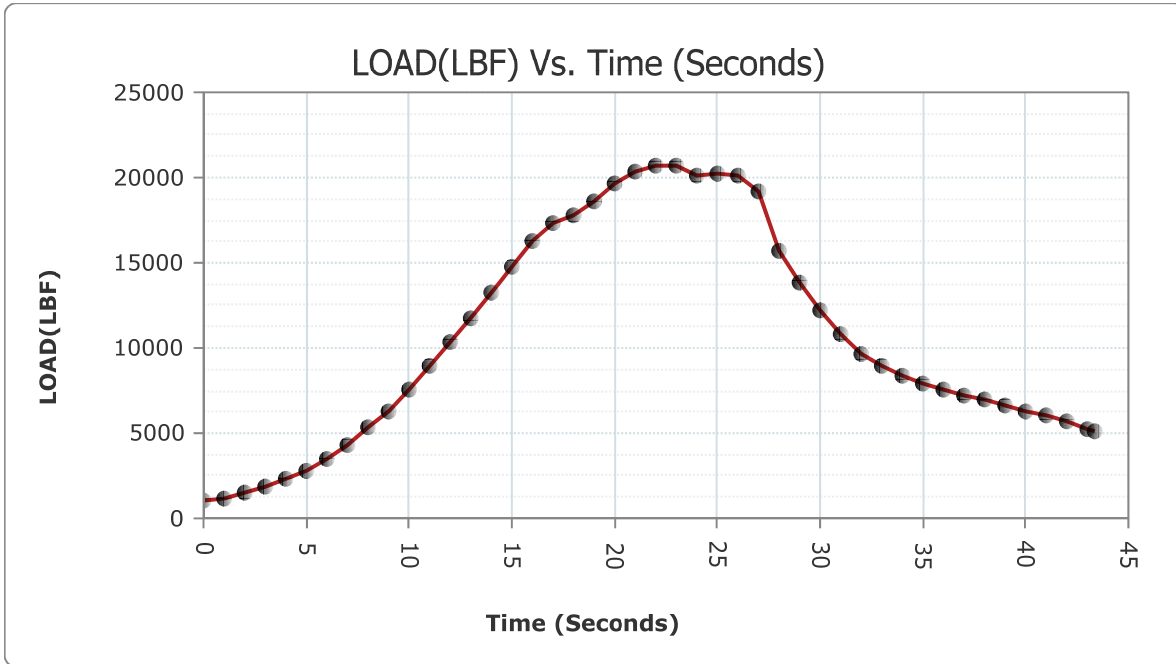
READ #	TIME	LOAD	STRESS (PSI)
41	000:00:40	10904	867.71
42	000:00:41	10644	847.02
43	000:00:42	10233	814.32
44	000:00:43	9766	777.15
45	000:00:44	8900	708.24
46	000:00:45	7302	581.07
47	000:00:45	6254	497.68

Concrete Test

Sample Identification: R6_3
 Machine ID: 6a127

Test Type: ASTM C39
 2/11/2020

TYPE	PEAK VALUES	UNITS
LOAD	20777	LBF
Diameter	4.00	IN
Length	8.00	IN
Cross-Sectional Area	12.57	IN ²
Sample Age	0.0	day(s)
Corrected Stress	1653.36	PSI
Average Pace Rate	64.90	PSI/SEC
Fracture Type	Type 3	
Correction Factor	1.000	
Temperature @ START	73.7	°F
Temperature @ FINISH	73.7	°F



READ #	TIME	LOAD	STRESS (PSI)
1	000:00:00	1003	79.82
2	000:00:01	1207	96.05

HM Data Download - Concrete Test Results

READ #	TIME	LOAD	STRESS (PSI)
3	000:00:02	1482	117.93
4	000:00:03	1830	145.63
5	000:00:04	2289	182.15
6	000:00:05	2782	221.38
7	000:00:06	3467	275.90
8	000:00:07	4309	342.90
9	000:00:08	5310	422.56
10	000:00:09	6329	503.65
11	000:00:10	7572	602.56
12	000:00:11	8936	711.10
13	000:00:12	10375	825.62
14	000:00:13	11729	933.36
15	000:00:14	13270	1,055.99
16	000:00:15	14814	1,178.86
17	000:00:16	16274	1,295.04
18	000:00:17	17322	1,378.44
19	000:00:18	17777	1,414.65
20	000:00:19	18619	1,481.65
21	000:00:20	19606	1,560.20
22	000:00:21	20353	1,619.64
23	000:00:22	20709	1,647.97
24	000:00:23	20678	1,645.50
25	000:00:24	20161	1,604.36
26	000:00:25	20194	1,606.99
27	000:00:26	20154	1,603.80
28	000:00:27	19143	1,523.35
29	000:00:28	15728	1,251.59
30	000:00:29	13878	1,104.38
31	000:00:30	12172	968.62
32	000:00:31	10851	863.50
33	000:00:32	9708	772.54
34	000:00:33	8922	709.99
35	000:00:34	8343	663.91
36	000:00:35	7933	631.29
37	000:00:36	7576	602.88
38	000:00:37	7251	577.02
39	000:00:38	6960	553.86
40	000:00:39	6619	526.72

HM Data Download - Concrete Test Results

READ #	TIME	LOAD	STRESS (PSI)
41	000:00:40	6316	502.61
42	000:00:41	6025	479.45
43	000:00:42	5640	448.82
44	000:00:43	5290	420.96
45	000:00:43	5170	411.42

Concrete Test

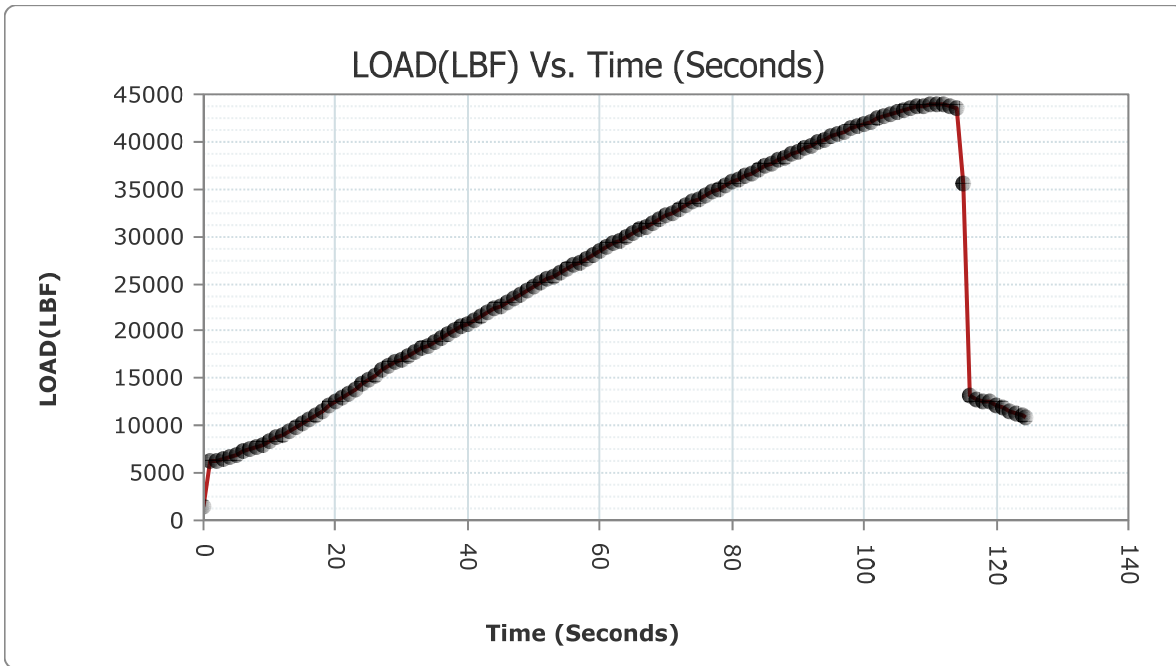
Sample Identification: R24_1

Machine ID: 6a127

Test Type: ASTM C39

2/12/2020

TYPE	PEAK VALUES	UNITS
LOAD	43961	LBF
Diameter	4.00	IN
Length	8.00	IN
Cross-Sectional Area	12.57	IN ²
Sample Age	0.0	day(s)
Corrected Stress	3498.32	PSI
Average Pace Rate	26.07	PSI/SEC
Fracture Type	Type 3	
Correction Factor	1.000	
Temperature @ START	76.0	°F
Temperature @ FINISH	75.8	°F



READ #	TIME	LOAD	STRESS (PSI)
1	000:00:00	1501	119.45
2	000:00:01	6349	505.24

HM Data Download - Concrete Test Results

READ #	TIME	LOAD	STRESS (PSI)
3	000:00:02	6328	503.57
4	000:00:03	6536	520.12
5	000:00:04	6767	538.50
6	000:00:05	6987	556.01
7	000:00:06	7243	576.38
8	000:00:07	7511	597.71
9	000:00:08	7782	619.27
10	000:00:09	8029	638.93
11	000:00:10	8322	662.24
12	000:00:11	8691	691.61
13	000:00:12	9099	724.08
14	000:00:13	9462	752.96
15	000:00:14	9878	786.07
16	000:00:15	10301	819.73
17	000:00:16	10735	854.26
18	000:00:17	11131	885.78
19	000:00:18	11578	921.35
20	000:00:19	12037	957.87
21	000:00:20	12501	994.80
22	000:00:21	12927	1,028.70
23	000:00:22	13405	1,066.74
24	000:00:23	13891	1,105.41
25	000:00:24	14379	1,144.24
26	000:00:25	14825	1,179.74
27	000:00:26	15325	1,219.52
28	000:00:27	15832	1,259.87
29	000:00:28	16317	1,298.47
30	000:00:29	16677	1,327.11
31	000:00:30	17039	1,355.92
32	000:00:31	17413	1,385.68
33	000:00:32	17791	1,415.76
34	000:00:33	18135	1,443.14
35	000:00:34	18518	1,473.62
36	000:00:35	18903	1,504.25
37	000:00:36	19288	1,534.89
38	000:00:37	19679	1,566.01
39	000:00:38	20029	1,593.86
40	000:00:39	20420	1,624.97

HM Data Download - Concrete Test Results

READ #	TIME	LOAD	STRESS (PSI)
41	000:00:40	20811	1,656.09
42	000:00:41	21201	1,687.12
43	000:00:42	21558	1,715.53
44	000:00:43	21951	1,746.81
45	000:00:44	22349	1,778.48
46	000:00:45	22708	1,807.05
47	000:00:46	23103	1,838.48
48	000:00:47	23496	1,869.75
49	000:00:48	23891	1,901.19
50	000:00:49	24247	1,929.51
51	000:00:50	24641	1,960.87
52	000:00:51	25037	1,992.38
53	000:00:52	25431	2,023.73
54	000:00:53	25786	2,051.98
55	000:00:54	26178	2,083.18
56	000:00:55	26569	2,114.29
57	000:00:56	26962	2,145.57
58	000:00:57	27311	2,173.34
59	000:00:58	27702	2,204.46
60	000:00:59	28088	2,235.17
61	000:01:00	28473	2,265.81
62	000:01:01	28822	2,293.58
63	000:01:02	29203	2,323.90
64	000:01:03	29583	2,354.14
65	000:01:04	29965	2,384.54
66	000:01:05	30307	2,411.75
67	000:01:06	30690	2,442.23
68	000:01:07	31066	2,472.15
69	000:01:08	31443	2,502.15
70	000:01:09	31778	2,528.81
71	000:01:10	32154	2,558.73
72	000:01:11	32523	2,588.10
73	000:01:12	32894	2,617.62
74	000:01:13	33227	2,644.12
75	000:01:14	33594	2,673.33
76	000:01:15	33958	2,702.29
77	000:01:16	34318	2,730.94
78	000:01:17	34640	2,756.56

HM Data Download - Concrete Test Results

READ #	TIME	LOAD	STRESS (PSI)
79	000:01:18	34996	2,784.89
80	000:01:19	35349	2,812.98
81	000:01:20	35701	2,841.00
82	000:01:21	36018	2,866.22
83	000:01:22	36367	2,893.99
84	000:01:23	36712	2,921.45
85	000:01:24	37055	2,948.74
86	000:01:25	37394	2,975.72
87	000:01:26	37697	2,999.83
88	000:01:27	38030	3,026.33
89	000:01:28	38360	3,052.59
90	000:01:29	38685	3,078.45
91	000:01:30	38976	3,101.61
92	000:01:31	39298	3,127.24
93	000:01:32	39609	3,151.98
94	000:01:33	39922	3,176.89
95	000:01:34	40197	3,198.78
96	000:01:35	40502	3,223.05
97	000:01:36	40799	3,246.68
98	000:01:37	41088	3,269.68
99	000:01:38	41347	3,290.29
100	000:01:39	41625	3,312.41
101	000:01:40	41896	3,333.98
102	000:01:41	42161	3,355.07
103	000:01:42	42389	3,373.21
104	000:01:43	42637	3,392.94
105	000:01:44	42872	3,411.65
106	000:01:45	43078	3,428.04
107	000:01:46	43290	3,444.91
108	000:01:47	43484	3,460.35
109	000:01:48	43659	3,474.27
110	000:01:49	43788	3,484.54
111	000:01:50	43902	3,493.61
112	000:01:51	43957	3,497.99
113	000:01:52	43943	3,496.87
114	000:01:53	43835	3,488.28
115	000:01:54	43519	3,463.13
116	000:01:55	35562	2,829.93

HM Data Download - Concrete Test Results

READ #	TIME	LOAD	STRESS (PSI)
117	000:01:56	13218	1,051.85
118	000:01:57	12770	1,016.20
119	000:01:58	12610	1,003.47
120	000:01:59	12460	991.54
121	000:02:00	12242	974.19
122	000:02:01	11990	954.13
123	000:02:02	11590	922.30
124	000:02:03	11274	897.16
125	000:02:04	11055	879.73
126	000:02:04	10975	873.36

Concrete Test

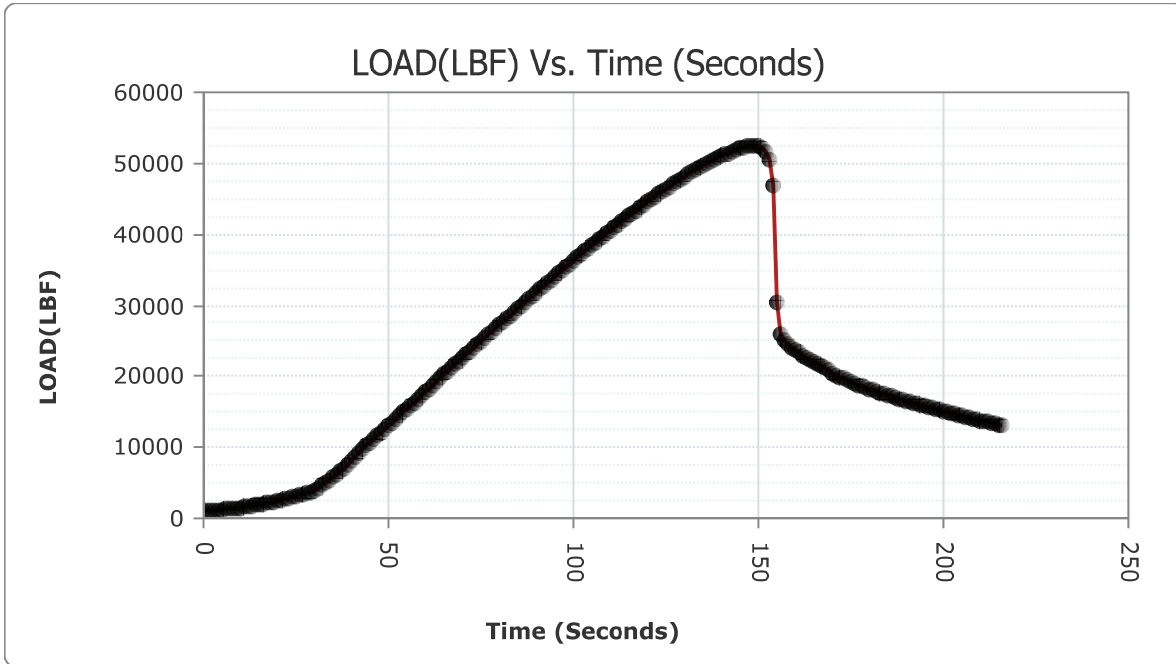
Sample Identification: R24_2

Machine ID: 6a127

Test Type: ASTM C39

2/12/2020

TYPE	PEAK VALUES	UNITS
LOAD	52452	LBF
Diameter	4.00	IN
Length	8.00	IN
Cross-Sectional Area	12.57	IN ²
Sample Age	0.0	day(s)
Corrected Stress	4173.98	PSI
Average Pace Rate	29.79	PSI/SEC
Fracture Type	Type 3	
Correction Factor	1.000	
Temperature @ START	75.8	°F
Temperature @ FINISH	76.0	°F



READ #	TIME	LOAD	STRESS (PSI)
1	000:00:00	1012	80.53
2	000:00:01	1076	85.63

HM Data Download - Concrete Test Results

READ #	TIME	LOAD	STRESS (PSI)
3	000:00:02	1082	86.10
4	000:00:03	1124	89.45
5	000:00:04	1168	92.95
6	000:00:05	1210	96.29
7	000:00:06	1257	100.03
8	000:00:07	1310	104.25
9	000:00:08	1370	109.02
10	000:00:09	1433	114.03
11	000:00:10	1508	120.00
12	000:00:11	1582	125.89
13	000:00:12	1662	132.26
14	000:00:13	1737	138.23
15	000:00:14	1823	145.07
16	000:00:15	1918	152.63
17	000:00:16	2015	160.35
18	000:00:17	2108	167.75
19	000:00:18	2218	176.50
20	000:00:19	2329	185.34
21	000:00:20	2449	194.89
22	000:00:21	2571	204.59
23	000:00:22	2680	213.27
24	000:00:23	2800	222.82
25	000:00:24	2939	233.88
26	000:00:25	3073	244.54
27	000:00:26	3226	256.72
28	000:00:27	3387	269.53
29	000:00:28	3555	282.90
30	000:00:29	3717	295.79
31	000:00:30	3986	317.20
32	000:00:31	4316	343.46
33	000:00:32	4658	370.67
34	000:00:33	4984	396.61
35	000:00:34	5367	427.09
36	000:00:35	5771	459.24
37	000:00:36	6202	493.54
38	000:00:37	6611	526.09
39	000:00:38	7088	564.05
40	000:00:39	7583	603.44

HM Data Download - Concrete Test Results

READ #	TIME	LOAD	STRESS (PSI)
41	000:00:40	8102	644.74
42	000:00:41	8586	683.25
43	000:00:42	9148	727.97
44	000:00:43	9726	773.97
45	000:00:44	10278	817.90
46	000:00:45	10737	854.42
47	000:00:46	11229	893.58
48	000:00:47	11684	929.78
49	000:00:48	12135	965.67
50	000:00:49	12547	998.46
51	000:00:50	13026	1,036.58
52	000:00:51	13515	1,075.49
53	000:00:52	14007	1,114.64
54	000:00:53	14454	1,150.21
55	000:00:54	14932	1,188.25
56	000:00:55	15398	1,225.33
57	000:00:56	15876	1,263.37
58	000:00:57	16311	1,297.99
59	000:00:58	16801	1,336.98
60	000:00:59	17294	1,376.21
61	000:01:00	17791	1,415.76
62	000:01:01	18240	1,451.49
63	000:01:02	18744	1,491.60
64	000:01:03	19247	1,531.63
65	000:01:04	19754	1,571.97
66	000:01:05	20266	1,612.72
67	000:01:06	20727	1,649.40
68	000:01:07	21223	1,688.87
69	000:01:08	21694	1,726.35
70	000:01:09	22158	1,763.28
71	000:01:10	22580	1,796.86
72	000:01:11	23054	1,834.58
73	000:01:12	23522	1,871.82
74	000:01:13	23996	1,909.54
75	000:01:14	24421	1,943.36
76	000:01:15	24895	1,981.08
77	000:01:16	25370	2,018.88
78	000:01:17	25846	2,056.76

HM Data Download - Concrete Test Results

READ #	TIME	LOAD	STRESS (PSI)
79	000:01:18	26272	2,090.66
80	000:01:19	26741	2,127.98
81	000:01:20	27219	2,166.02
82	000:01:21	27695	2,203.90
83	000:01:22	28123	2,237.96
84	000:01:23	28595	2,275.52
85	000:01:24	29066	2,313.00
86	000:01:25	29543	2,350.96
87	000:01:26	29973	2,385.18
88	000:01:27	30443	2,422.58
89	000:01:28	30913	2,459.98
90	000:01:29	31333	2,493.40
91	000:01:30	31802	2,530.72
92	000:01:31	32269	2,567.89
93	000:01:32	32731	2,604.65
94	000:01:33	33151	2,638.07
95	000:01:34	33610	2,674.60
96	000:01:35	34073	2,711.44
97	000:01:36	34529	2,747.73
98	000:01:37	34939	2,780.36
99	000:01:38	35394	2,816.56
100	000:01:39	35848	2,852.69
101	000:01:40	36296	2,888.34
102	000:01:41	36702	2,920.65
103	000:01:42	37148	2,956.14
104	000:01:43	37592	2,991.48
105	000:01:44	38033	3,026.57
106	000:01:45	38427	3,057.92
107	000:01:46	38864	3,092.70
108	000:01:47	39299	3,127.31
109	000:01:48	39729	3,161.53
110	000:01:49	40159	3,195.75
111	000:01:50	40543	3,226.31
112	000:01:51	40964	3,259.81
113	000:01:52	41384	3,293.23
114	000:01:53	41800	3,326.34
115	000:01:54	42176	3,356.26
116	000:01:55	42585	3,388.81

HM Data Download - Concrete Test Results

READ #	TIME	LOAD	STRESS (PSI)
117	000:01:56	42992	3,421.19
118	000:01:57	43394	3,453.18
119	000:01:58	43753	3,481.75
120	000:01:59	44149	3,513.27
121	000:02:00	44541	3,544.46
122	000:02:01	44928	3,575.26
123	000:02:02	45273	3,602.71
124	000:02:03	45649	3,632.63
125	000:02:04	46019	3,662.08
126	000:02:05	46390	3,691.60
127	000:02:06	46717	3,717.62
128	000:02:07	47076	3,746.19
129	000:02:08	47428	3,774.20
130	000:02:09	47777	3,801.97
131	000:02:10	48085	3,826.48
132	000:02:11	48419	3,853.06
133	000:02:12	48748	3,879.24
134	000:02:13	49069	3,904.79
135	000:02:14	49354	3,927.47
136	000:02:15	49659	3,951.74
137	000:02:16	49957	3,975.45
138	000:02:17	50246	3,998.45
139	000:02:18	50498	4,018.50
140	000:02:19	50771	4,040.23
141	000:02:20	51027	4,060.60
142	000:02:21	51271	4,080.02
143	000:02:22	51482	4,096.81
144	000:02:23	51697	4,113.92
145	000:02:24	51896	4,129.75
146	000:02:25	52071	4,143.68
147	000:02:26	52214	4,155.06
148	000:02:27	52339	4,165.01
149	000:02:28	52422	4,171.61
150	000:02:29	52452	4,174.00
151	000:02:30	52414	4,170.97
152	000:02:31	52246	4,157.60
153	000:02:32	51760	4,118.93
154	000:02:33	50647	4,030.36

HM Data Download - Concrete Test Results

READ #	TIME	LOAD	STRESS (PSI)
155	000:02:34	46888	3,731.23
156	000:02:35	30385	2,417.96
157	000:02:36	25873	2,058.91
158	000:02:37	25081	1,995.88
159	000:02:38	24562	1,954.58
160	000:02:39	24122	1,919.57
161	000:02:40	23743	1,889.41
162	000:02:41	23366	1,859.41
163	000:02:42	23022	1,832.03
164	000:02:43	22668	1,803.86
165	000:02:44	22331	1,777.04
166	000:02:45	21995	1,750.31
167	000:02:46	21708	1,727.47
168	000:02:47	21412	1,703.91
169	000:02:48	21116	1,680.36
170	000:02:49	20795	1,654.81
171	000:02:50	20503	1,631.58
172	000:02:51	20209	1,608.18
173	000:02:52	19953	1,587.81
174	000:02:53	19704	1,567.99
175	000:02:54	19469	1,549.29
176	000:02:55	19212	1,528.84
177	000:02:56	18964	1,509.11
178	000:02:57	18741	1,491.36
179	000:02:58	18568	1,477.59
180	000:02:59	18388	1,463.27
181	000:03:00	18196	1,447.99
182	000:03:01	18008	1,433.03
183	000:03:02	17850	1,420.46
184	000:03:03	17674	1,406.45
185	000:03:04	17508	1,393.24
186	000:03:05	17350	1,380.67
187	000:03:06	17201	1,368.81
188	000:03:07	17037	1,355.76
189	000:03:08	16882	1,343.43
190	000:03:09	16735	1,331.73
191	000:03:10	16595	1,320.59
192	000:03:11	16447	1,308.81

HM Data Download - Concrete Test Results

READ #	TIME	LOAD	STRESS (PSI)
193	000:03:12	16311	1,297.99
194	000:03:13	16174	1,287.09
195	000:03:14	16031	1,275.71
196	000:03:15	15847	1,261.06
197	000:03:16	15662	1,246.34
198	000:03:17	15511	1,234.33
199	000:03:18	15378	1,223.74
200	000:03:19	15238	1,212.60
201	000:03:20	15110	1,202.42
202	000:03:21	14982	1,192.23
203	000:03:22	14876	1,183.79
204	000:03:23	14737	1,172.73
205	000:03:24	14584	1,160.56
206	000:03:25	14451	1,149.97
207	000:03:26	14331	1,140.42
208	000:03:27	14213	1,131.03
209	000:03:28	14088	1,121.09
210	000:03:29	13931	1,108.59
211	000:03:30	13800	1,098.17
212	000:03:31	13674	1,088.14
213	000:03:32	13540	1,077.48
214	000:03:33	13414	1,067.45
215	000:03:34	13310	1,059.18
216	000:03:35	13201	1,050.50
217	000:03:35	13111	1,043.34

Concrete Test

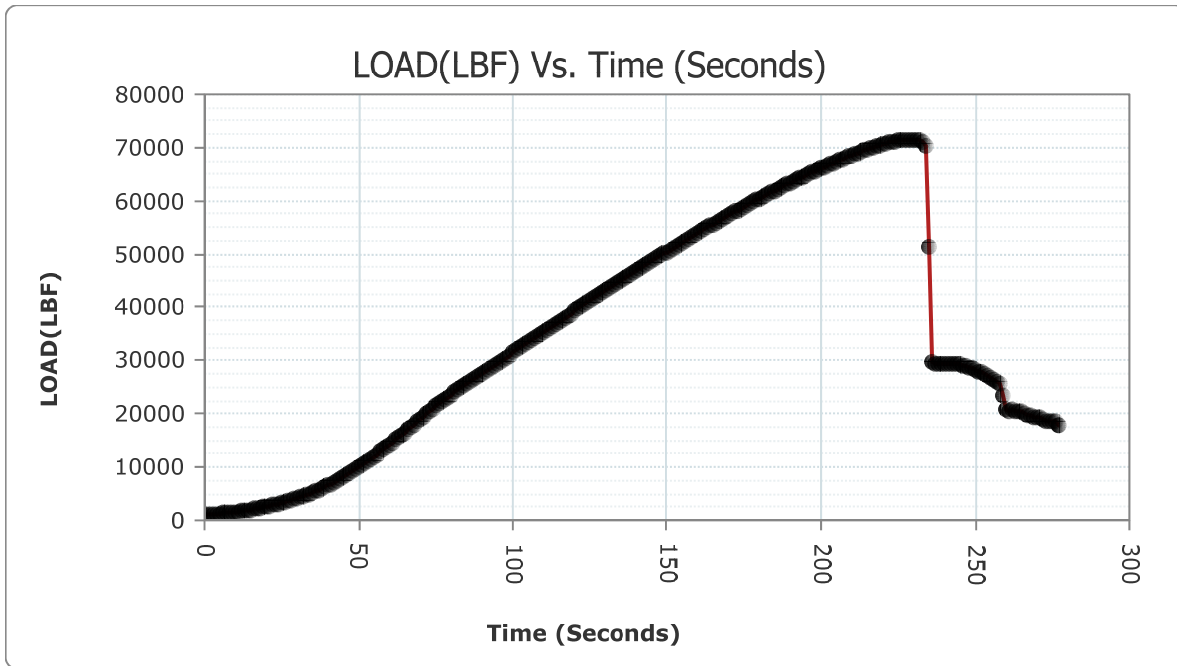
Sample Identification: R24_3

Machine ID: 6a127

Test Type: ASTM C39

2/12/2020

TYPE	PEAK VALUES	UNITS
LOAD	71631	LBF
Diameter	4.00	IN
Length	8.00	IN
Cross-Sectional Area	12.57	IN ²
Sample Age	0.0	day(s)
Corrected Stress	5700.18	PSI
Average Pace Rate	-8.03	PSI/SEC
Fracture Type	Type 3	
Correction Factor	1.000	
Temperature @ START	76.3	°F
Temperature @ FINISH	77.0	°F



READ #	TIME	LOAD	STRESS (PSI)
1	000:00:00	1003	79.82
2	000:00:01	1045	83.16

HM Data Download - Concrete Test Results

READ #	TIME	LOAD	STRESS (PSI)
3	000:00:02	1096	87.22
4	000:00:03	1148	91.35
5	000:00:04	1207	96.05
6	000:00:05	1257	100.03
7	000:00:06	1316	104.72
8	000:00:07	1383	110.06
9	000:00:08	1448	115.23
10	000:00:09	1514	120.48
11	000:00:10	1589	126.45
12	000:00:11	1671	132.97
13	000:00:12	1754	139.58
14	000:00:13	1835	146.02
15	000:00:14	1930	153.58
16	000:00:15	2024	161.06
17	000:00:16	2127	169.26
18	000:00:17	2224	176.98
19	000:00:18	2338	186.05
20	000:00:19	2458	195.60
21	000:00:20	2585	205.71
22	000:00:21	2708	215.50
23	000:00:22	2818	224.25
24	000:00:23	2960	235.55
25	000:00:24	3109	247.41
26	000:00:25	3266	259.90
27	000:00:26	3411	271.44
28	000:00:27	3586	285.36
29	000:00:28	3766	299.69
30	000:00:29	3955	314.73
31	000:00:30	4133	328.89
32	000:00:31	4340	345.37
33	000:00:32	4555	362.48
34	000:00:33	4784	380.70
35	000:00:34	4995	397.49
36	000:00:35	5246	417.46
37	000:00:36	5500	437.68
38	000:00:37	5739	456.70
39	000:00:38	6017	478.82
40	000:00:39	6302	501.50

HM Data Download - Concrete Test Results

READ #	TIME	LOAD	STRESS (PSI)
41	000:00:40	6597	524.97
42	000:00:41	6875	547.10
43	000:00:42	7189	572.08
44	000:00:43	7513	597.87
45	000:00:44	7847	624.44
46	000:00:45	8155	648.95
47	000:00:46	8506	676.89
48	000:00:47	8868	705.69
49	000:00:48	9237	735.06
50	000:00:49	9579	762.27
51	000:00:50	9965	792.99
52	000:00:51	10361	824.50
53	000:00:52	10766	856.73
54	000:00:53	11138	886.33
55	000:00:54	11558	919.76
56	000:00:55	11985	953.74
57	000:00:56	12419	988.27
58	000:00:57	12860	1,023.37
59	000:00:58	13264	1,055.52
60	000:00:59	13718	1,091.64
61	000:01:00	14179	1,128.33
62	000:01:01	14648	1,165.65
63	000:01:02	15074	1,199.55
64	000:01:03	15554	1,237.75
65	000:01:04	16039	1,276.34
66	000:01:05	16529	1,315.34
67	000:01:06	16973	1,350.67
68	000:01:07	17473	1,390.46
69	000:01:08	17977	1,430.56
70	000:01:09	18484	1,470.91
71	000:01:10	18945	1,507.60
72	000:01:11	19460	1,548.58
73	000:01:12	19979	1,589.88
74	000:01:13	20497	1,631.10
75	000:01:14	20966	1,668.42
76	000:01:15	21495	1,710.52
77	000:01:16	22015	1,751.90
78	000:01:17	22470	1,788.11

HM Data Download - Concrete Test Results

READ #	TIME	LOAD	STRESS (PSI)
79	000:01:18	22837	1,817.31
80	000:01:19	23228	1,848.43
81	000:01:20	23621	1,879.70
82	000:01:21	24016	1,911.13
83	000:01:22	24376	1,939.78
84	000:01:23	24773	1,971.37
85	000:01:24	25173	2,003.20
86	000:01:25	25573	2,035.03
87	000:01:26	25933	2,063.68
88	000:01:27	26336	2,095.75
89	000:01:28	26738	2,127.74
90	000:01:29	27137	2,159.49
91	000:01:30	27499	2,188.30
92	000:01:31	27904	2,220.53
93	000:01:32	28305	2,252.44
94	000:01:33	28710	2,284.67
95	000:01:34	29072	2,313.48
96	000:01:35	29482	2,346.10
97	000:01:36	29890	2,378.57
98	000:01:37	30255	2,407.62
99	000:01:38	30656	2,439.53
100	000:01:39	31062	2,471.84
101	000:01:40	31465	2,503.91
102	000:01:41	31831	2,533.03
103	000:01:42	32234	2,565.10
104	000:01:43	32638	2,597.25
105	000:01:44	33040	2,629.24
106	000:01:45	33443	2,661.31
107	000:01:46	33804	2,690.04
108	000:01:47	34208	2,722.19
109	000:01:48	34608	2,754.02
110	000:01:49	35010	2,786.01
111	000:01:50	35373	2,814.89
112	000:01:51	35773	2,846.72
113	000:01:52	36174	2,878.64
114	000:01:53	36573	2,910.39
115	000:01:54	36934	2,939.11
116	000:01:55	37331	2,970.71

HM Data Download - Concrete Test Results

READ #	TIME	LOAD	STRESS (PSI)
117	000:01:56	37727	3,002.22
118	000:01:57	38126	3,033.97
119	000:01:58	38484	3,062.46
120	000:01:59	38880	3,093.97
121	000:02:00	39275	3,125.41
122	000:02:01	39671	3,156.92
123	000:02:02	40022	3,184.85
124	000:02:03	40414	3,216.04
125	000:02:04	40808	3,247.40
126	000:02:05	41202	3,278.75
127	000:02:06	41553	3,306.68
128	000:02:07	41945	3,337.88
129	000:02:08	42333	3,368.75
130	000:02:09	42718	3,399.39
131	000:02:10	43068	3,427.24
132	000:02:11	43458	3,458.28
133	000:02:12	43842	3,488.84
134	000:02:13	44226	3,519.39
135	000:02:14	44573	3,547.01
136	000:02:15	44953	3,577.25
137	000:02:16	45335	3,607.64
138	000:02:17	45716	3,637.96
139	000:02:18	46059	3,665.26
140	000:02:19	46436	3,695.26
141	000:02:20	46815	3,725.42
142	000:02:21	47190	3,755.26
143	000:02:22	47527	3,782.08
144	000:02:23	47903	3,812.00
145	000:02:24	48275	3,841.60
146	000:02:25	48647	3,871.21
147	000:02:26	48981	3,897.78
148	000:02:27	49350	3,927.15
149	000:02:28	49719	3,956.51
150	000:02:29	50087	3,985.80
151	000:02:30	50413	4,011.74
152	000:02:31	50779	4,040.86
153	000:02:32	51146	4,070.07
154	000:02:33	51503	4,098.48

HM Data Download - Concrete Test Results

READ #	TIME	LOAD	STRESS (PSI)
155	000:02:34	51866	4,127.37
156	000:02:35	52186	4,152.83
157	000:02:36	52559	4,182.51
158	000:02:37	52884	4,208.38
159	000:02:38	53237	4,236.47
160	000:02:39	53592	4,264.72
161	000:02:40	53941	4,292.49
162	000:02:41	54256	4,317.56
163	000:02:42	54605	4,345.33
164	000:02:43	54951	4,372.86
165	000:02:44	55295	4,400.24
166	000:02:45	55604	4,424.83
167	000:02:46	55946	4,452.04
168	000:02:47	56283	4,478.86
169	000:02:48	56623	4,505.92
170	000:02:49	56928	4,530.19
171	000:02:50	57262	4,556.77
172	000:02:51	57595	4,583.26
173	000:02:52	57923	4,609.37
174	000:02:53	58224	4,633.32
175	000:02:54	58549	4,659.18
176	000:02:55	58874	4,685.04
177	000:02:56	59201	4,711.07
178	000:02:57	59490	4,734.06
179	000:02:58	59810	4,759.53
180	000:02:59	60127	4,784.75
181	000:03:00	60441	4,809.74
182	000:03:01	60727	4,832.50
183	000:03:02	61035	4,857.01
184	000:03:03	61344	4,881.60
185	000:03:04	61653	4,906.19
186	000:03:05	61931	4,928.31
187	000:03:06	62228	4,951.95
188	000:03:07	62530	4,975.98
189	000:03:08	62826	4,999.53
190	000:03:09	63125	5,023.33
191	000:03:10	63391	5,044.50
192	000:03:11	63683	5,067.73

HM Data Download - Concrete Test Results

READ #	TIME	LOAD	STRESS (PSI)
193	000:03:12	63969	5,090.49
194	000:03:13	64256	5,113.33
195	000:03:14	64508	5,133.38
196	000:03:15	64789	5,155.74
197	000:03:16	65068	5,177.95
198	000:03:17	65345	5,199.99
199	000:03:18	65592	5,219.65
200	000:03:19	65863	5,241.21
201	000:03:20	66126	5,262.14
202	000:03:21	66389	5,283.07
203	000:03:22	66619	5,301.37
204	000:03:23	66875	5,321.74
205	000:03:24	67131	5,342.12
206	000:03:25	67381	5,362.01
207	000:03:26	67601	5,379.52
208	000:03:27	67848	5,399.17
209	000:03:28	68090	5,418.43
210	000:03:29	68325	5,437.13
211	000:03:30	68534	5,453.76
212	000:03:31	68766	5,472.22
213	000:03:32	68989	5,489.97
214	000:03:33	69211	5,507.64
215	000:03:34	69403	5,522.92
216	000:03:35	69614	5,539.71
217	000:03:36	69817	5,555.86
218	000:03:37	70000	5,570.42
219	000:03:38	70196	5,586.02
220	000:03:39	70386	5,601.14
221	000:03:40	70565	5,615.38
222	000:03:41	70720	5,627.72
223	000:03:42	70887	5,641.01
224	000:03:43	71040	5,653.18
225	000:03:44	71188	5,664.96
226	000:03:45	71305	5,674.27
227	000:03:46	71416	5,683.10
228	000:03:47	71510	5,690.58
229	000:03:48	71583	5,696.39
230	000:03:49	71623	5,699.58

HM Data Download - Concrete Test Results

READ #	TIME	LOAD	STRESS (PSI)
231	000:03:50	71627	5,699.90
232	000:03:51	71566	5,695.04
233	000:03:52	71416	5,683.10
234	000:03:53	71140	5,661.14
235	000:03:54	70448	5,606.07
236	000:03:55	51177	4,072.54
237	000:03:56	29894	2,378.89
238	000:03:57	29568	2,352.95
239	000:03:58	29523	2,349.37
240	000:03:59	29512	2,348.49
241	000:04:00	29513	2,348.57
242	000:04:01	29515	2,348.73
243	000:04:02	29492	2,346.90
244	000:04:03	29444	2,343.08
245	000:04:04	29367	2,336.95
246	000:04:05	29264	2,328.76
247	000:04:06	29148	2,319.52
248	000:04:07	28983	2,306.39
249	000:04:08	28775	2,289.84
250	000:04:09	28540	2,271.14
251	000:04:10	28315	2,253.24
252	000:04:11	28062	2,233.10
253	000:04:12	27797	2,212.01
254	000:04:13	27505	2,188.78
255	000:04:14	27227	2,166.66
256	000:04:15	26880	2,139.04
257	000:04:16	26505	2,109.20
258	000:04:17	26100	2,076.97
259	000:04:18	25707	2,045.70
260	000:04:19	23300	1,854.16
261	000:04:20	20658	1,643.91
262	000:04:21	20640	1,642.48
263	000:04:22	20703	1,647.49
264	000:04:23	20635	1,642.08
265	000:04:24	20369	1,620.91
266	000:04:25	20317	1,616.78
267	000:04:26	20004	1,591.87
268	000:04:27	19802	1,575.79

HM Data Download - Concrete Test Results

READ #	TIME	LOAD	STRESS (PSI)
269	000:04:28	19715	1,568.87
270	000:04:29	19335	1,538.63
271	000:04:30	19239	1,530.99
272	000:04:31	19206	1,528.36
273	000:04:32	19079	1,518.26
274	000:04:33	18583	1,478.79
275	000:04:34	18510	1,472.98
276	000:04:35	18482	1,470.75
277	000:04:36	18447	1,467.97
278	000:04:37	17910	1,425.23
279	000:04:37	17882	1,423.00

Concrete Test

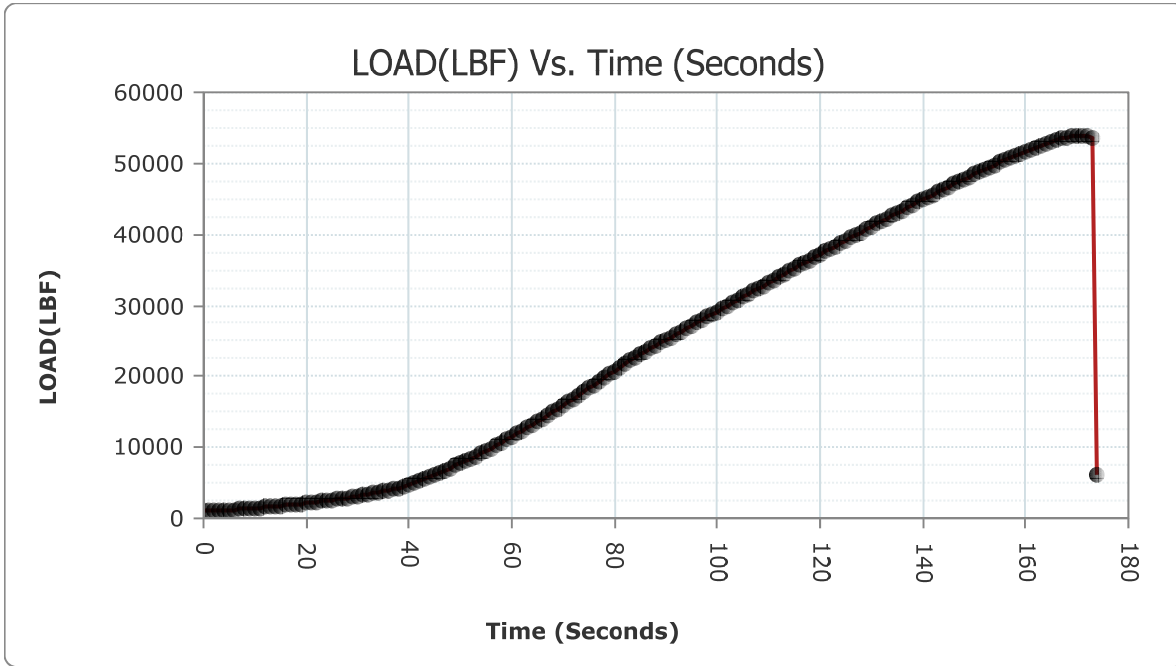
Sample Identification: R3D-1

Machine ID: 6a127

Test Type: ASTM C39

2/14/2020

TYPE	PEAK VALUES	UNITS
LOAD	53982	LBF
Diameter	4.00	IN
Length	8.00	IN
Cross-Sectional Area	12.57	IN ²
Sample Age	0.0	day(s)
Corrected Stress	4295.72	PSI
Average Pace Rate	28.48	PSI/SEC
Fracture Type	Type 2	
Correction Factor	1.000	
Temperature @ START	80.2	°F
Temperature @ FINISH	80.1	°F



READ #	TIME	LOAD	STRESS (PSI)
1	000:00:00	1001	79.66
2	000:00:01	1031	82.04

HM Data Download - Concrete Test Results

READ #	TIME	LOAD	STRESS (PSI)
3	000:00:02	1067	84.91
4	000:00:03	1107	88.09
5	000:00:04	1154	91.83
6	000:00:05	1199	95.41
7	000:00:06	1242	98.84
8	000:00:07	1290	102.65
9	000:00:08	1343	106.87
10	000:00:09	1398	111.25
11	000:00:10	1455	115.79
12	000:00:11	1507	119.92
13	000:00:12	1566	124.62
14	000:00:13	1631	129.79
15	000:00:14	1699	135.20
16	000:00:15	1768	140.69
17	000:00:16	1839	146.34
18	000:00:17	1915	152.39
19	000:00:18	1985	157.96
20	000:00:19	2065	164.33
21	000:00:20	2152	171.25
22	000:00:21	2238	178.09
23	000:00:22	2330	185.42
24	000:00:23	2427	193.13
25	000:00:24	2514	200.06
26	000:00:25	2616	208.17
27	000:00:26	2713	215.89
28	000:00:27	2808	223.45
29	000:00:28	2916	232.05
30	000:00:29	3031	241.20
31	000:00:30	3151	250.75
32	000:00:31	3259	259.34
33	000:00:32	3384	269.29
34	000:00:33	3522	280.27
35	000:00:34	3656	290.94
36	000:00:35	3798	302.24
37	000:00:36	3944	313.85
38	000:00:37	4082	324.84
39	000:00:38	4236	337.09
40	000:00:39	4443	353.56

HM Data Download - Concrete Test Results

READ #	TIME	LOAD	STRESS (PSI)
41	000:00:40	4736	376.88
42	000:00:41	5062	402.82
43	000:00:42	5389	428.84
44	000:00:43	5660	450.41
45	000:00:44	5925	471.50
46	000:00:45	6198	493.22
47	000:00:46	6484	515.98
48	000:00:47	6784	539.85
49	000:00:48	7094	564.52
50	000:00:49	7416	590.15
51	000:00:50	7713	613.78
52	000:00:51	8053	640.84
53	000:00:52	8404	668.77
54	000:00:53	8764	697.42
55	000:00:54	9128	726.38
56	000:00:55	9471	753.68
57	000:00:56	9863	784.87
58	000:00:57	10263	816.70
59	000:00:58	10664	848.61
60	000:00:59	11034	878.06
61	000:01:00	11453	911.40
62	000:01:01	11880	945.38
63	000:01:02	12318	980.24
64	000:01:03	12712	1,011.59
65	000:01:04	13163	1,047.48
66	000:01:05	13618	1,083.69
67	000:01:06	14080	1,120.45
68	000:01:07	14502	1,154.03
69	000:01:08	14976	1,191.75
70	000:01:09	15453	1,229.71
71	000:01:10	15938	1,268.31
72	000:01:11	16379	1,303.40
73	000:01:12	16873	1,342.71
74	000:01:13	17368	1,382.10
75	000:01:14	17871	1,422.13
76	000:01:15	18324	1,458.18
77	000:01:16	18835	1,498.84
78	000:01:17	19346	1,539.51

HM Data Download - Concrete Test Results

READ #	TIME	LOAD	STRESS (PSI)
79	000:01:18	19847	1,579.37
80	000:01:19	20287	1,614.39
81	000:01:20	20773	1,653.06
82	000:01:21	21266	1,692.29
83	000:01:22	21763	1,731.84
84	000:01:23	22207	1,767.18
85	000:01:24	22700	1,806.41
86	000:01:25	23131	1,840.71
87	000:01:26	23535	1,872.86
88	000:01:27	23940	1,905.08
89	000:01:28	24308	1,934.37
90	000:01:29	24715	1,966.76
91	000:01:30	25123	1,999.22
92	000:01:31	25533	2,031.85
93	000:01:32	25900	2,061.06
94	000:01:33	26314	2,094.00
95	000:01:34	26726	2,126.79
96	000:01:35	27137	2,159.49
97	000:01:36	27509	2,189.10
98	000:01:37	27922	2,221.96
99	000:01:38	28336	2,254.91
100	000:01:39	28751	2,287.93
101	000:01:40	29122	2,317.46
102	000:01:41	29538	2,350.56
103	000:01:42	29953	2,383.58
104	000:01:43	30365	2,416.37
105	000:01:44	30741	2,446.29
106	000:01:45	31152	2,479.00
107	000:01:46	31568	2,512.10
108	000:01:47	31981	2,544.97
109	000:01:48	32355	2,574.73
110	000:01:49	32767	2,607.51
111	000:01:50	33182	2,640.54
112	000:01:51	33596	2,673.48
113	000:01:52	33968	2,703.09
114	000:01:53	34381	2,735.95
115	000:01:54	34790	2,768.50
116	000:01:55	35202	2,801.29

HM Data Download - Concrete Test Results

READ #	TIME	LOAD	STRESS (PSI)
117	000:01:56	35582	2,831.53
118	000:01:57	35993	2,864.23
119	000:01:58	36400	2,896.62
120	000:01:59	36769	2,925.98
121	000:02:00	37175	2,958.29
122	000:02:01	37583	2,990.76
123	000:02:02	37988	3,022.99
124	000:02:03	38354	3,052.11
125	000:02:04	38757	3,084.18
126	000:02:05	39159	3,116.17
127	000:02:06	39562	3,148.24
128	000:02:07	39921	3,176.81
129	000:02:08	40321	3,208.64
130	000:02:09	40718	3,240.24
131	000:02:10	41116	3,271.91
132	000:02:11	41510	3,303.26
133	000:02:12	41867	3,331.67
134	000:02:13	42258	3,362.78
135	000:02:14	42649	3,393.90
136	000:02:15	43035	3,424.62
137	000:02:16	43382	3,452.23
138	000:02:17	43771	3,483.19
139	000:02:18	44150	3,513.35
140	000:02:19	44531	3,543.66
141	000:02:20	44872	3,570.80
142	000:02:21	45250	3,600.88
143	000:02:22	45622	3,630.48
144	000:02:23	45996	3,660.25
145	000:02:24	46327	3,686.59
146	000:02:25	46691	3,715.55
147	000:02:26	47054	3,744.44
148	000:02:27	47416	3,773.25
149	000:02:28	47735	3,798.63
150	000:02:29	48091	3,826.96
151	000:02:30	48444	3,855.05
152	000:02:31	48789	3,882.51
153	000:02:32	49098	3,907.09
154	000:02:33	49440	3,934.31

HM Data Download - Concrete Test Results

READ #	TIME	LOAD	STRESS (PSI)
155	000:02:34	49773	3,960.81
156	000:02:35	50107	3,987.39
157	000:02:36	50401	4,010.78
158	000:02:37	50723	4,036.41
159	000:02:38	51039	4,061.55
160	000:02:39	51349	4,086.22
161	000:02:40	51624	4,108.11
162	000:02:41	51916	4,131.34
163	000:02:42	52202	4,154.10
164	000:02:43	52483	4,176.46
165	000:02:44	52724	4,195.64
166	000:02:45	52984	4,216.33
167	000:02:46	53221	4,235.19
168	000:02:47	53446	4,253.10
169	000:02:48	53626	4,267.42
170	000:02:49	53798	4,281.11
171	000:02:50	53925	4,291.22
172	000:02:51	53982	4,295.75
173	000:02:52	53940	4,292.41
174	000:02:53	53700	4,273.31
175	000:02:53	6228	495.61

Concrete Test

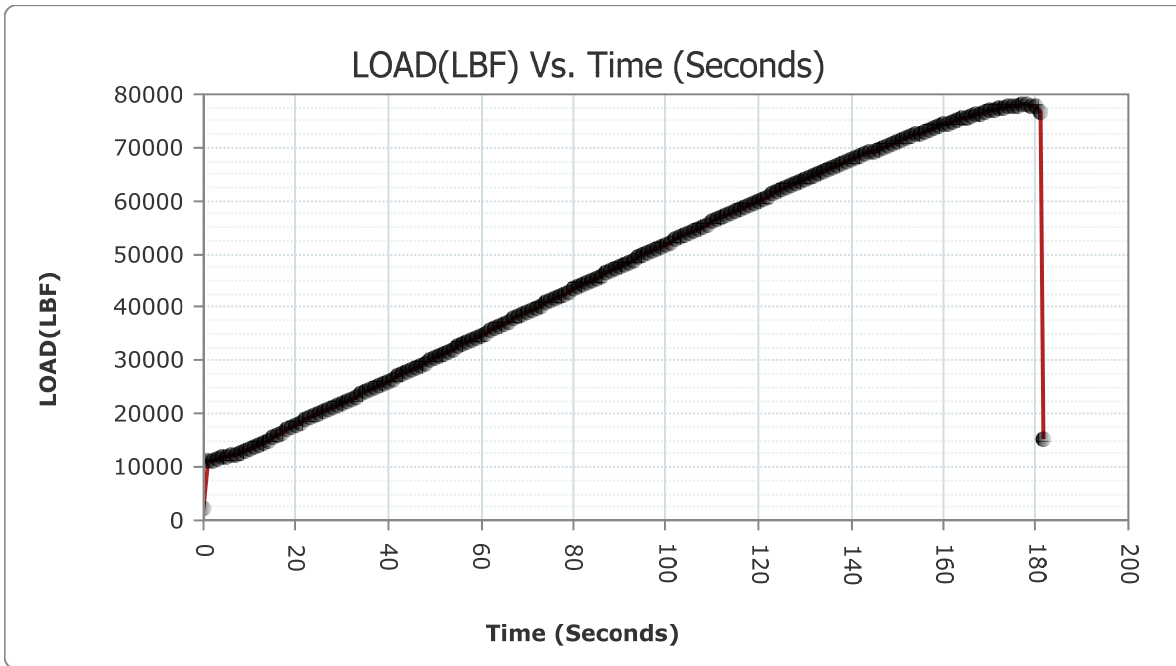
Sample Identification: R3D_2

Machine ID: 6a127

Test Type: ASTM C39

2/14/2020

TYPE	PEAK VALUES	UNITS
LOAD	78005	LBF
Diameter	4.00	IN
Length	8.00	IN
Cross-Sectional Area	12.57	IN ²
Sample Age	0.0	day(s)
Corrected Stress	6207.43	PSI
Average Pace Rate	29.01	PSI/SEC
Fracture Type	Type 3	
Correction Factor	1.000	
Temperature @ START	80.1	°F
Temperature @ FINISH	80.1	°F



READ #	TIME	LOAD	STRESS (PSI)
1	000:00:00	2236	177.94
2	000:00:01	11191	890.55

HM Data Download - Concrete Test Results

READ #	TIME	LOAD	STRESS (PSI)
3	000:00:02	11242	894.61
4	000:00:03	11519	916.65
5	000:00:04	11835	941.80
6	000:00:05	12050	958.91
7	000:00:06	12229	973.15
8	000:00:07	12426	988.83
9	000:00:08	12646	1,006.34
10	000:00:09	12889	1,025.67
11	000:00:10	13242	1,053.76
12	000:00:11	13664	1,087.35
13	000:00:12	14129	1,124.35
14	000:00:13	14553	1,158.09
15	000:00:14	15028	1,195.89
16	000:00:15	15508	1,234.09
17	000:00:16	15992	1,272.60
18	000:00:17	16434	1,307.78
19	000:00:18	16931	1,347.33
20	000:00:19	17433	1,387.27
21	000:00:20	17937	1,427.38
22	000:00:21	18380	1,462.63
23	000:00:22	18804	1,496.37
24	000:00:23	19203	1,528.13
25	000:00:24	19603	1,559.96
26	000:00:25	19967	1,588.92
27	000:00:26	20374	1,621.31
28	000:00:27	20787	1,654.18
29	000:00:28	21199	1,686.96
30	000:00:29	21614	1,719.99
31	000:00:30	21992	1,750.07
32	000:00:31	22409	1,783.25
33	000:00:32	22830	1,816.75
34	000:00:33	23254	1,850.49
35	000:00:34	23635	1,880.81
36	000:00:35	24059	1,914.55
37	000:00:36	24486	1,948.53
38	000:00:37	24916	1,982.75
39	000:00:38	25302	2,013.47
40	000:00:39	25732	2,047.69

HM Data Download - Concrete Test Results

READ #	TIME	LOAD	STRESS (PSI)
41	000:00:40	26162	2,081.91
42	000:00:41	26599	2,116.68
43	000:00:42	26989	2,147.72
44	000:00:43	27422	2,182.17
45	000:00:44	27859	2,216.95
46	000:00:45	28295	2,251.64
47	000:00:46	28688	2,282.92
48	000:00:47	29121	2,317.38
49	000:00:48	29536	2,350.40
50	000:00:49	29974	2,385.26
51	000:00:50	30418	2,420.59
52	000:00:51	30856	2,455.44
53	000:00:52	31254	2,487.11
54	000:00:53	31695	2,522.21
55	000:00:54	32135	2,557.22
56	000:00:55	32579	2,592.55
57	000:00:56	32977	2,624.23
58	000:00:57	33418	2,659.32
59	000:00:58	33863	2,694.73
60	000:00:59	34304	2,729.83
61	000:01:00	34704	2,761.66
62	000:01:01	35146	2,796.83
63	000:01:02	35590	2,832.16
64	000:01:03	36036	2,867.65
65	000:01:04	36480	2,902.99
66	000:01:05	36880	2,934.82
67	000:01:06	37325	2,970.23
68	000:01:07	37770	3,005.64
69	000:01:08	38209	3,040.58
70	000:01:09	38611	3,072.57
71	000:01:10	39057	3,108.06
72	000:01:11	39499	3,143.23
73	000:01:12	39945	3,178.72
74	000:01:13	40340	3,210.16
75	000:01:14	40784	3,245.49
76	000:01:15	41226	3,280.66
77	000:01:16	41671	3,316.07
78	000:01:17	42071	3,347.90

HM Data Download - Concrete Test Results

READ #	TIME	LOAD	STRESS (PSI)
79	000:01:18	42510	3,382.84
80	000:01:19	42951	3,417.93
81	000:01:20	43394	3,453.18
82	000:01:21	43789	3,484.62
83	000:01:22	44231	3,519.79
84	000:01:23	44670	3,554.73
85	000:01:24	45109	3,589.66
86	000:01:25	45504	3,621.09
87	000:01:26	45943	3,656.03
88	000:01:27	46380	3,690.80
89	000:01:28	46819	3,725.74
90	000:01:29	47211	3,756.93
91	000:01:30	47648	3,791.71
92	000:01:31	48085	3,826.48
93	000:01:32	48521	3,861.18
94	000:01:33	48911	3,892.21
95	000:01:34	49345	3,926.75
96	000:01:35	49777	3,961.13
97	000:01:36	50211	3,995.66
98	000:01:37	50598	4,026.46
99	000:01:38	51028	4,060.68
100	000:01:39	51461	4,095.14
101	000:01:40	51888	4,129.12
102	000:01:41	52274	4,159.83
103	000:01:42	52700	4,193.73
104	000:01:43	53130	4,227.95
105	000:01:44	53553	4,261.61
106	000:01:45	53935	4,292.01
107	000:01:46	54361	4,325.91
108	000:01:47	54781	4,359.33
109	000:01:48	55173	4,390.53
110	000:01:49	55590	4,423.71
111	000:01:50	56007	4,456.90
112	000:01:51	56428	4,490.40
113	000:01:52	56800	4,520.00
114	000:01:53	57215	4,553.02
115	000:01:54	57629	4,585.97
116	000:01:55	58040	4,618.68

HM Data Download - Concrete Test Results

READ #	TIME	LOAD	STRESS (PSI)
117	000:01:56	58452	4,651.46
118	000:01:57	58820	4,680.75
119	000:01:58	59230	4,713.37
120	000:01:59	59636	4,745.68
121	000:02:00	60043	4,778.07
122	000:02:01	60407	4,807.04
123	000:02:02	60810	4,839.11
124	000:02:03	61213	4,871.18
125	000:02:04	61614	4,903.09
126	000:02:05	61970	4,931.42
127	000:02:06	62366	4,962.93
128	000:02:07	62761	4,994.36
129	000:02:08	63153	5,025.56
130	000:02:09	63505	5,053.57
131	000:02:10	63894	5,084.52
132	000:02:11	64281	5,115.32
133	000:02:12	64667	5,146.04
134	000:02:13	65011	5,173.41
135	000:02:14	65392	5,203.73
136	000:02:15	65771	5,233.89
137	000:02:16	66150	5,264.05
138	000:02:17	66489	5,291.03
139	000:02:18	66862	5,320.71
140	000:02:19	67234	5,350.31
141	000:02:20	67601	5,379.52
142	000:02:21	67935	5,406.10
143	000:02:22	68299	5,435.06
144	000:02:23	68663	5,464.03
145	000:02:24	69026	5,492.91
146	000:02:25	69344	5,518.22
147	000:02:26	69700	5,546.55
148	000:02:27	70054	5,574.72
149	000:02:28	70404	5,602.57
150	000:02:29	70715	5,627.32
151	000:02:30	71061	5,654.85
152	000:02:31	71402	5,681.99
153	000:02:32	71740	5,708.89
154	000:02:33	72040	5,732.76

HM Data Download - Concrete Test Results

READ #	TIME	LOAD	STRESS (PSI)
155	000:02:34	72374	5,759.34
156	000:02:35	72700	5,785.28
157	000:02:36	73024	5,811.07
158	000:02:37	73313	5,834.06
159	000:02:38	73630	5,859.29
160	000:02:39	73937	5,883.72
161	000:02:40	74251	5,908.71
162	000:02:41	74520	5,930.11
163	000:02:42	74819	5,953.91
164	000:02:43	75110	5,977.06
165	000:02:44	75393	5,999.58
166	000:02:45	75667	6,021.39
167	000:02:46	75909	6,040.65
168	000:02:47	76169	6,061.34
169	000:02:48	76423	6,081.55
170	000:02:49	76646	6,099.29
171	000:02:50	76879	6,117.84
172	000:02:51	77099	6,135.34
173	000:02:52	77303	6,151.58
174	000:02:53	77474	6,165.19
175	000:02:54	77649	6,179.11
176	000:02:55	77799	6,191.05
177	000:02:56	77917	6,200.44
178	000:02:57	77986	6,205.93
179	000:02:58	78000	6,207.04
180	000:02:59	77916	6,200.36
181	000:03:00	77622	6,176.96
182	000:03:01	76704	6,103.91
183	000:03:01	15199	1,209.50

Concrete Test

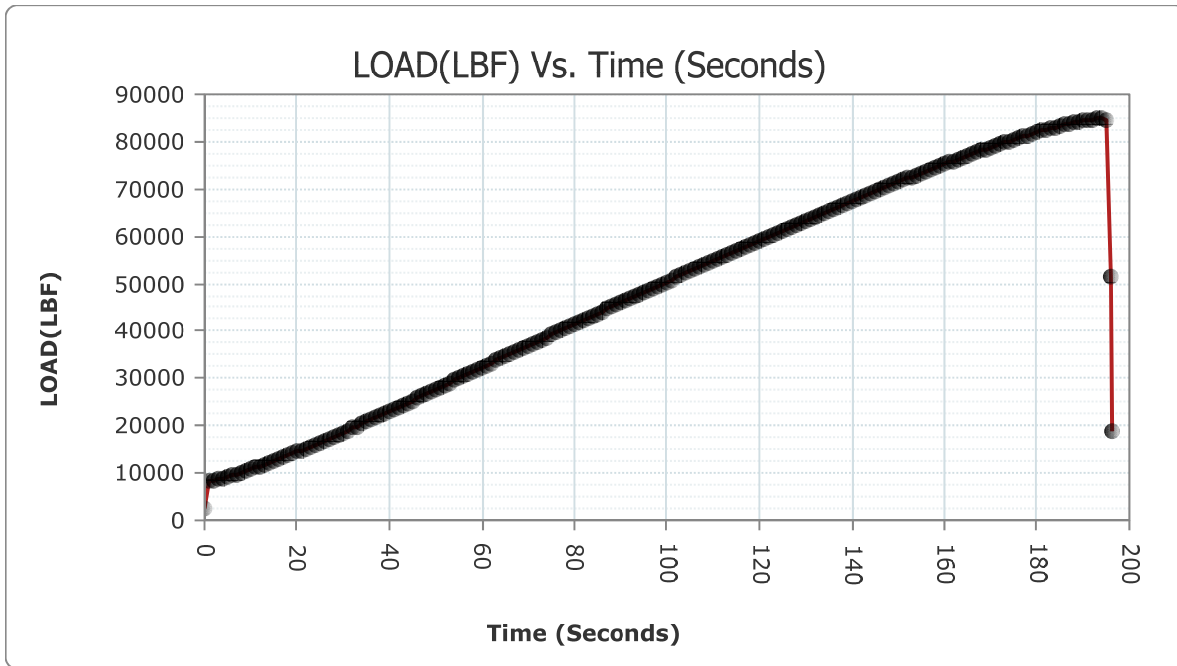
Sample Identification: R3D_3

Machine ID: 6a127

Test Type: ASTM C39

2/14/2020

TYPE	PEAK VALUES	UNITS
LOAD	84848	LBF
Diameter	4.00	IN
Length	8.00	IN
Cross-Sectional Area	12.57	IN ²
Sample Age	0.0	day(s)
Corrected Stress	6752.02	PSI
Average Pace Rate	30.71	PSI/SEC
Fracture Type	Type 2	
Correction Factor	1.000	
Temperature @ START	80.0	°F
Temperature @ FINISH	80.1	°F



READ #	TIME	LOAD	STRESS (PSI)
1	000:00:00	2345	186.61
2	000:00:01	8413	669.49

HM Data Download - Concrete Test Results

READ #	TIME	LOAD	STRESS (PSI)
3	000:00:02	8446	672.11
4	000:00:03	8688	691.37
5	000:00:04	8960	713.01
6	000:00:05	9219	733.62
7	000:00:06	9518	757.42
8	000:00:07	9830	782.25
9	000:00:08	10152	807.87
10	000:00:09	10446	831.27
11	000:00:10	10785	858.24
12	000:00:11	11132	885.86
13	000:00:12	11485	913.95
14	000:00:13	11807	939.57
15	000:00:14	12173	968.70
16	000:00:15	12545	998.30
17	000:00:16	12925	1,028.54
18	000:00:17	13274	1,056.31
19	000:00:18	13662	1,087.19
20	000:00:19	14058	1,118.70
21	000:00:20	14458	1,150.53
22	000:00:21	14822	1,179.50
23	000:00:22	15234	1,212.28
24	000:00:23	15647	1,245.15
25	000:00:24	16065	1,278.41
26	000:00:25	16446	1,308.73
27	000:00:26	16874	1,342.79
28	000:00:27	17302	1,376.85
29	000:00:28	17736	1,411.39
30	000:00:29	18131	1,442.82
31	000:00:30	18569	1,477.67
32	000:00:31	19019	1,513.48
33	000:00:32	19473	1,549.61
34	000:00:33	19877	1,581.76
35	000:00:34	20330	1,617.81
36	000:00:35	20785	1,654.02
37	000:00:36	21242	1,690.38
38	000:00:37	21658	1,723.49
39	000:00:38	22120	1,760.25
40	000:00:39	22587	1,797.42

HM Data Download - Concrete Test Results

READ #	TIME	LOAD	STRESS (PSI)
41	000:00:40	23051	1,834.34
42	000:00:41	23474	1,868.00
43	000:00:42	23943	1,905.32
44	000:00:43	24414	1,942.80
45	000:00:44	24889	1,980.60
46	000:00:45	25318	2,014.74
47	000:00:46	25792	2,052.46
48	000:00:47	26270	2,090.50
49	000:00:48	26751	2,128.78
50	000:00:49	27183	2,163.15
51	000:00:50	27664	2,201.43
52	000:00:51	28147	2,239.87
53	000:00:52	28630	2,278.30
54	000:00:53	29067	2,313.08
55	000:00:54	29552	2,351.67
56	000:00:55	30038	2,390.35
57	000:00:56	30526	2,429.18
58	000:00:57	30963	2,463.96
59	000:00:58	31449	2,502.63
60	000:00:59	31932	2,541.07
61	000:01:00	32396	2,577.99
62	000:01:01	32813	2,611.18
63	000:01:02	33275	2,647.94
64	000:01:03	33740	2,684.94
65	000:01:04	34203	2,721.79
66	000:01:05	34622	2,755.13
67	000:01:06	35083	2,791.82
68	000:01:07	35549	2,828.90
69	000:01:08	36010	2,865.58
70	000:01:09	36431	2,899.09
71	000:01:10	36893	2,935.85
72	000:01:11	37361	2,973.09
73	000:01:12	37821	3,009.70
74	000:01:13	38239	3,042.96
75	000:01:14	38702	3,079.81
76	000:01:15	39168	3,116.89
77	000:01:16	39630	3,153.66
78	000:01:17	40049	3,187.00

HM Data Download - Concrete Test Results

READ #	TIME	LOAD	STRESS (PSI)
79	000:01:18	40510	3,223.68
80	000:01:19	40974	3,260.61
81	000:01:20	41437	3,297.45
82	000:01:21	41902	3,334.46
83	000:01:22	42316	3,367.40
84	000:01:23	42781	3,404.40
85	000:01:24	43245	3,441.33
86	000:01:25	43704	3,477.85
87	000:01:26	44120	3,510.96
88	000:01:27	44584	3,547.88
89	000:01:28	45046	3,584.65
90	000:01:29	45509	3,621.49
91	000:01:30	45922	3,654.36
92	000:01:31	46384	3,691.12
93	000:01:32	46854	3,728.52
94	000:01:33	47267	3,761.39
95	000:01:34	47730	3,798.23
96	000:01:35	48188	3,834.68
97	000:01:36	48644	3,870.97
98	000:01:37	49054	3,903.59
99	000:01:38	49504	3,939.40
100	000:01:39	49961	3,975.77
101	000:01:40	50415	4,011.90
102	000:01:41	50827	4,044.68
103	000:01:42	51280	4,080.73
104	000:01:43	51734	4,116.86
105	000:01:44	52190	4,153.15
106	000:01:45	52597	4,185.54
107	000:01:46	53050	4,221.58
108	000:01:47	53501	4,257.47
109	000:01:48	53951	4,293.28
110	000:01:49	54360	4,325.83
111	000:01:50	54808	4,361.48
112	000:01:51	55258	4,397.29
113	000:01:52	55705	4,432.86
114	000:01:53	56106	4,464.77
115	000:01:54	56554	4,500.42
116	000:01:55	57002	4,536.08

HM Data Download - Concrete Test Results

READ #	TIME	LOAD	STRESS (PSI)
117	000:01:56	57445	4,571.33
118	000:01:57	57844	4,603.08
119	000:01:58	58286	4,638.25
120	000:01:59	58728	4,673.43
121	000:02:00	59168	4,708.44
122	000:02:01	59562	4,739.79
123	000:02:02	60001	4,774.73
124	000:02:03	60437	4,809.42
125	000:02:04	60871	4,843.96
126	000:02:05	61266	4,875.39
127	000:02:06	61697	4,909.69
128	000:02:07	62129	4,944.07
129	000:02:08	62562	4,978.53
130	000:02:09	62949	5,009.32
131	000:02:10	63378	5,043.46
132	000:02:11	63803	5,077.28
133	000:02:12	64230	5,111.26
134	000:02:13	64655	5,145.08
135	000:02:14	65034	5,175.24
136	000:02:15	65458	5,208.98
137	000:02:16	65878	5,242.40
138	000:02:17	66301	5,276.07
139	000:02:18	66677	5,305.99
140	000:02:19	67089	5,338.77
141	000:02:20	67504	5,371.80
142	000:02:21	67916	5,404.58
143	000:02:22	68288	5,434.19
144	000:02:23	68697	5,466.73
145	000:02:24	69109	5,499.52
146	000:02:25	69514	5,531.75
147	000:02:26	69881	5,560.95
148	000:02:27	70286	5,593.18
149	000:02:28	70690	5,625.33
150	000:02:29	71089	5,657.08
151	000:02:30	71449	5,685.73
152	000:02:31	71847	5,717.40
153	000:02:32	72243	5,748.92
154	000:02:33	72607	5,777.88

HM Data Download - Concrete Test Results

READ #	TIME	LOAD	STRESS (PSI)
155	000:02:34	72997	5,808.92
156	000:02:35	73386	5,839.87
157	000:02:36	73772	5,870.59
158	000:02:37	74120	5,898.28
159	000:02:38	74503	5,928.76
160	000:02:39	74880	5,958.76
161	000:02:40	75258	5,988.84
162	000:02:41	75597	6,015.82
163	000:02:42	75972	6,045.66
164	000:02:43	76343	6,075.18
165	000:02:44	76709	6,104.31
166	000:02:45	77037	6,130.41
167	000:02:46	77401	6,159.38
168	000:02:47	77762	6,188.10
169	000:02:48	78111	6,215.88
170	000:02:49	78424	6,240.78
171	000:02:50	78768	6,268.16
172	000:02:51	79111	6,295.45
173	000:02:52	79451	6,322.51
174	000:02:53	79755	6,346.70
175	000:02:54	80087	6,373.12
176	000:02:55	80416	6,399.30
177	000:02:56	80738	6,424.93
178	000:02:57	81027	6,447.92
179	000:02:58	81343	6,473.07
180	000:02:59	81651	6,497.58
181	000:03:00	81957	6,521.93
182	000:03:01	82257	6,545.80
183	000:03:02	82521	6,566.81
184	000:03:03	82805	6,589.41
185	000:03:04	83084	6,611.61
186	000:03:05	83354	6,633.10
187	000:03:06	83587	6,651.64
188	000:03:07	83834	6,671.30
189	000:03:08	84068	6,689.92
190	000:03:09	84287	6,707.35
191	000:03:10	84463	6,721.35
192	000:03:11	84637	6,735.20

HM Data Download - Concrete Test Results

READ #	TIME	LOAD	STRESS (PSI)
193	000:03:12	84766	6,745.46
194	000:03:13	84840	6,751.35
195	000:03:14	84830	6,750.56
196	000:03:15	84577	6,730.42
197	000:03:16	51626	4,108.27
198	000:03:16	18880	1,502.42

Concrete Test

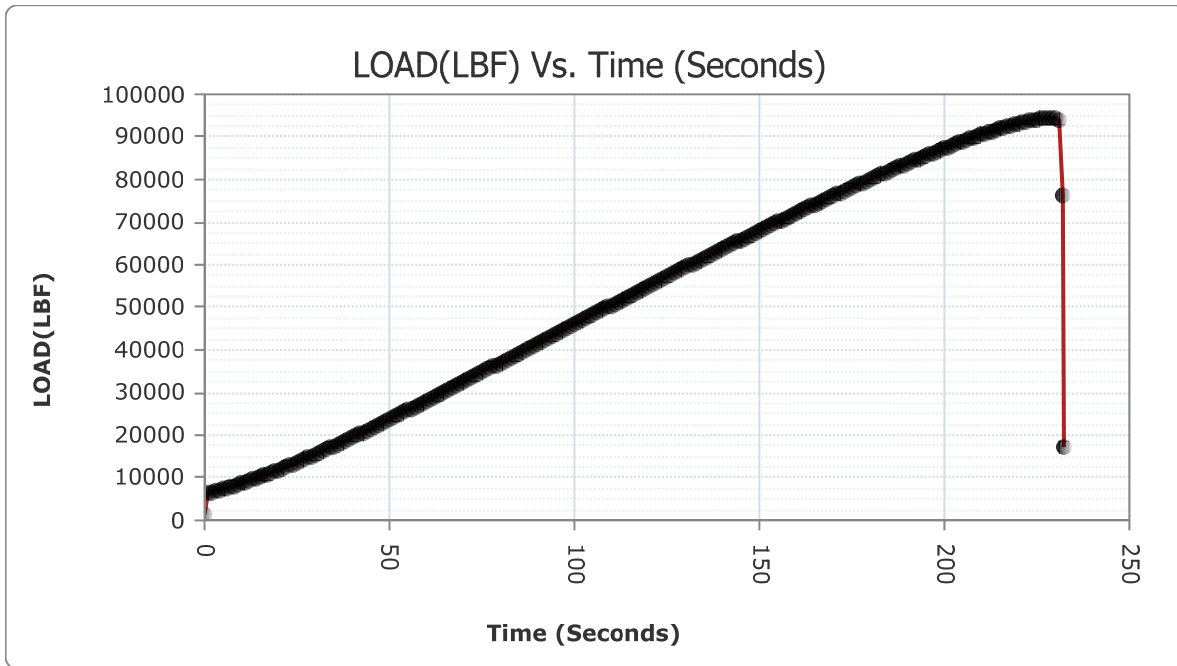
Sample Identification: R28_1

Machine ID: 6a127

Test Type: ASTM C39

3/10/2020

TYPE	PEAK VALUES	UNITS
LOAD	94442	LBF
Diameter	4.00	IN
Length	8.00	IN
Cross-Sectional Area	12.57	IN ²
Sample Age	0.0	day(s)
Corrected Stress	7515.43	PSI
Average Pace Rate	30.26	PSI/SEC
Fracture Type	Type 2	
Correction Factor	1.000	
Temperature @ START	75.6	°F
Temperature @ FINISH	75.5	°F



READ #	TIME	LOAD	STRESS (PSI)
1	000:00:00	1196	95.17
2	000:00:01	6730	535.56

HM Data Download - Concrete Test Results

READ #	TIME	LOAD	STRESS (PSI)
3	000:00:02	6687	532.13
4	000:00:03	6885	547.89
5	000:00:04	7115	566.19
6	000:00:05	7334	583.62
7	000:00:06	7587	603.75
8	000:00:07	7851	624.76
9	000:00:08	8123	646.41
10	000:00:09	8376	666.54
11	000:00:10	8661	689.22
12	000:00:11	8959	712.93
13	000:00:12	9258	736.73
14	000:00:13	9535	758.77
15	000:00:14	9847	783.60
16	000:00:15	10168	809.14
17	000:00:16	10494	835.09
18	000:00:17	10794	858.96
19	000:00:18	11131	885.78
20	000:00:19	11476	913.23
21	000:00:20	11822	940.76
22	000:00:21	12141	966.15
23	000:00:22	12496	994.40
24	000:00:23	12861	1,023.45
25	000:00:24	13228	1,052.65
26	000:00:25	13561	1,079.15
27	000:00:26	13936	1,108.99
28	000:00:27	14317	1,139.31
29	000:00:28	14702	1,169.95
30	000:00:29	15050	1,197.64
31	000:00:30	15444	1,228.99
32	000:00:31	15835	1,260.11
33	000:00:32	16233	1,291.78
34	000:00:33	16595	1,320.59
35	000:00:34	17002	1,352.98
36	000:00:35	17407	1,385.21
37	000:00:36	17816	1,417.75
38	000:00:37	18188	1,447.36
39	000:00:38	18605	1,480.54
40	000:00:39	19023	1,513.80

HM Data Download - Concrete Test Results

READ #	TIME	LOAD	STRESS (PSI)
41	000:00:40	19445	1,547.38
42	000:00:41	19824	1,577.54
43	000:00:42	20247	1,611.21
44	000:00:43	20676	1,645.34
45	000:00:44	21105	1,679.48
46	000:00:45	21495	1,710.52
47	000:00:46	21927	1,744.90
48	000:00:47	22365	1,779.75
49	000:00:48	22803	1,814.61
50	000:00:49	23239	1,849.30
51	000:00:50	23638	1,881.05
52	000:00:51	24081	1,916.31
53	000:00:52	24523	1,951.48
54	000:00:53	24970	1,987.05
55	000:00:54	25368	2,018.72
56	000:00:55	25817	2,054.45
57	000:00:56	26265	2,090.10
58	000:00:57	26713	2,125.75
59	000:00:58	27133	2,159.18
60	000:00:59	27585	2,195.14
61	000:01:00	28038	2,231.19
62	000:01:01	28444	2,263.50
63	000:01:02	28898	2,299.63
64	000:01:03	29354	2,335.92
65	000:01:04	29808	2,372.05
66	000:01:05	30219	2,404.75
67	000:01:06	30675	2,441.04
68	000:01:07	31133	2,477.49
69	000:01:08	31589	2,513.77
70	000:01:09	32001	2,546.56
71	000:01:10	32461	2,583.16
72	000:01:11	32922	2,619.85
73	000:01:12	33382	2,656.46
74	000:01:13	33794	2,689.24
75	000:01:14	34254	2,725.85
76	000:01:15	34715	2,762.53
77	000:01:16	35176	2,799.22
78	000:01:17	35589	2,832.08

HM Data Download - Concrete Test Results

READ #	TIME	LOAD	STRESS (PSI)
79	000:01:18	36052	2,868.93
80	000:01:19	36511	2,905.45
81	000:01:20	36974	2,942.30
82	000:01:21	37388	2,975.24
83	000:01:22	37849	3,011.93
84	000:01:23	38312	3,048.77
85	000:01:24	38774	3,085.54
86	000:01:25	39191	3,118.72
87	000:01:26	39652	3,155.41
88	000:01:27	40114	3,192.17
89	000:01:28	40576	3,228.94
90	000:01:29	40992	3,262.04
91	000:01:30	41454	3,298.80
92	000:01:31	41916	3,335.57
93	000:01:32	42381	3,372.57
94	000:01:33	42796	3,405.60
95	000:01:34	43258	3,442.36
96	000:01:35	43721	3,479.21
97	000:01:36	44183	3,515.97
98	000:01:37	44598	3,549.00
99	000:01:38	45061	3,585.84
100	000:01:39	45525	3,622.76
101	000:01:40	45985	3,659.37
102	000:01:41	46447	3,696.13
103	000:01:42	46862	3,729.16
104	000:01:43	47321	3,765.69
105	000:01:44	47786	3,802.69
106	000:01:45	48244	3,839.14
107	000:01:46	48659	3,872.16
108	000:01:47	49119	3,908.77
109	000:01:48	49579	3,945.37
110	000:01:49	50040	3,982.06
111	000:01:50	50455	4,015.08
112	000:01:51	50914	4,051.61
113	000:01:52	51369	4,087.82
114	000:01:53	51828	4,124.34
115	000:01:54	52242	4,157.29
116	000:01:55	52699	4,193.65

HM Data Download - Concrete Test Results

READ #	TIME	LOAD	STRESS (PSI)
117	000:01:56	53155	4,229.94
118	000:01:57	53612	4,266.31
119	000:01:58	54036	4,300.05
120	000:01:59	54488	4,336.02
121	000:02:00	54945	4,372.38
122	000:02:01	55353	4,404.85
123	000:02:02	55806	4,440.90
124	000:02:03	56262	4,477.19
125	000:02:04	56713	4,513.08
126	000:02:05	57121	4,545.54
127	000:02:06	57573	4,581.51
128	000:02:07	58021	4,617.16
129	000:02:08	58474	4,653.21
130	000:02:09	58878	4,685.36
131	000:02:10	59326	4,721.01
132	000:02:11	59774	4,756.66
133	000:02:12	60223	4,792.39
134	000:02:13	60622	4,824.15
135	000:02:14	61071	4,859.88
136	000:02:15	61514	4,895.13
137	000:02:16	61959	4,930.54
138	000:02:17	62359	4,962.37
139	000:02:18	62802	4,997.62
140	000:02:19	63243	5,032.72
141	000:02:20	63682	5,067.65
142	000:02:21	64079	5,099.24
143	000:02:22	64520	5,134.34
144	000:02:23	64959	5,169.27
145	000:02:24	65394	5,203.89
146	000:02:25	65785	5,235.00
147	000:02:26	66224	5,269.94
148	000:02:27	66655	5,304.24
149	000:02:28	67094	5,339.17
150	000:02:29	67482	5,370.05
151	000:02:30	67913	5,404.34
152	000:02:31	68346	5,438.80
153	000:02:32	68772	5,472.70
154	000:02:33	69203	5,507.00

HM Data Download - Concrete Test Results

READ #	TIME	LOAD	STRESS (PSI)
155	000:02:34	69588	5,537.64
156	000:02:35	70016	5,571.70
157	000:02:36	70442	5,605.60
158	000:02:37	70865	5,639.26
159	000:02:38	71245	5,669.50
160	000:02:39	71670	5,703.32
161	000:02:40	72090	5,736.74
162	000:02:41	72508	5,770.00
163	000:02:42	72888	5,800.24
164	000:02:43	73305	5,833.43
165	000:02:44	73721	5,866.53
166	000:02:45	74134	5,899.40
167	000:02:46	74507	5,929.08
168	000:02:47	74921	5,962.02
169	000:02:48	75332	5,994.73
170	000:02:49	75741	6,027.28
171	000:02:50	76108	6,056.48
172	000:02:51	76514	6,088.79
173	000:02:52	76917	6,120.86
174	000:02:53	77324	6,153.25
175	000:02:54	77687	6,182.14
176	000:02:55	78088	6,214.05
177	000:02:56	78488	6,245.88
178	000:02:57	78884	6,277.39
179	000:02:58	79247	6,306.28
180	000:02:59	79645	6,337.95
181	000:03:00	80038	6,369.22
182	000:03:01	80391	6,397.31
183	000:03:02	80779	6,428.19
184	000:03:03	81168	6,459.14
185	000:03:04	81553	6,489.78
186	000:03:05	81895	6,517.00
187	000:03:06	82278	6,547.48
188	000:03:07	82660	6,577.87
189	000:03:08	83034	6,607.64
190	000:03:09	83375	6,634.77
191	000:03:10	83750	6,664.61
192	000:03:11	84121	6,694.14

HM Data Download - Concrete Test Results

READ #	TIME	LOAD	STRESS (PSI)
193	000:03:12	84492	6,723.66
194	000:03:13	84823	6,750.00
195	000:03:14	85188	6,779.05
196	000:03:15	85548	6,807.69
197	000:03:16	85909	6,836.42
198	000:03:17	86265	6,864.75
199	000:03:18	86583	6,890.06
200	000:03:19	86934	6,917.99
201	000:03:20	87282	6,945.68
202	000:03:21	87629	6,973.29
203	000:03:22	87937	6,997.80
204	000:03:23	88276	7,024.78
205	000:03:24	88614	7,051.68
206	000:03:25	88942	7,077.78
207	000:03:26	89239	7,101.41
208	000:03:27	89563	7,127.20
209	000:03:28	89884	7,152.74
210	000:03:29	90202	7,178.05
211	000:03:30	90482	7,200.33
212	000:03:31	90788	7,224.68
213	000:03:32	91092	7,248.87
214	000:03:33	91387	7,272.35
215	000:03:34	91649	7,293.20
216	000:03:35	91932	7,315.72
217	000:03:36	92210	7,337.84
218	000:03:37	92479	7,359.25
219	000:03:38	92714	7,377.95
220	000:03:39	92967	7,398.08
221	000:03:40	93209	7,417.34
222	000:03:41	93438	7,435.56
223	000:03:42	93638	7,451.48
224	000:03:43	93838	7,467.39
225	000:03:44	94021	7,481.95
226	000:03:45	94180	7,494.61
227	000:03:46	94299	7,504.08
228	000:03:47	94395	7,511.72
229	000:03:48	94441	7,515.38
230	000:03:49	94406	7,512.59

HM Data Download - Concrete Test Results

READ #	TIME	LOAD	STRESS (PSI)
231	000:03:50	94263	7,501.21
232	000:03:51	93828	7,466.60
233	000:03:52	76318	6,073.19
234	000:03:52	17072	1,358.55

Concrete Test

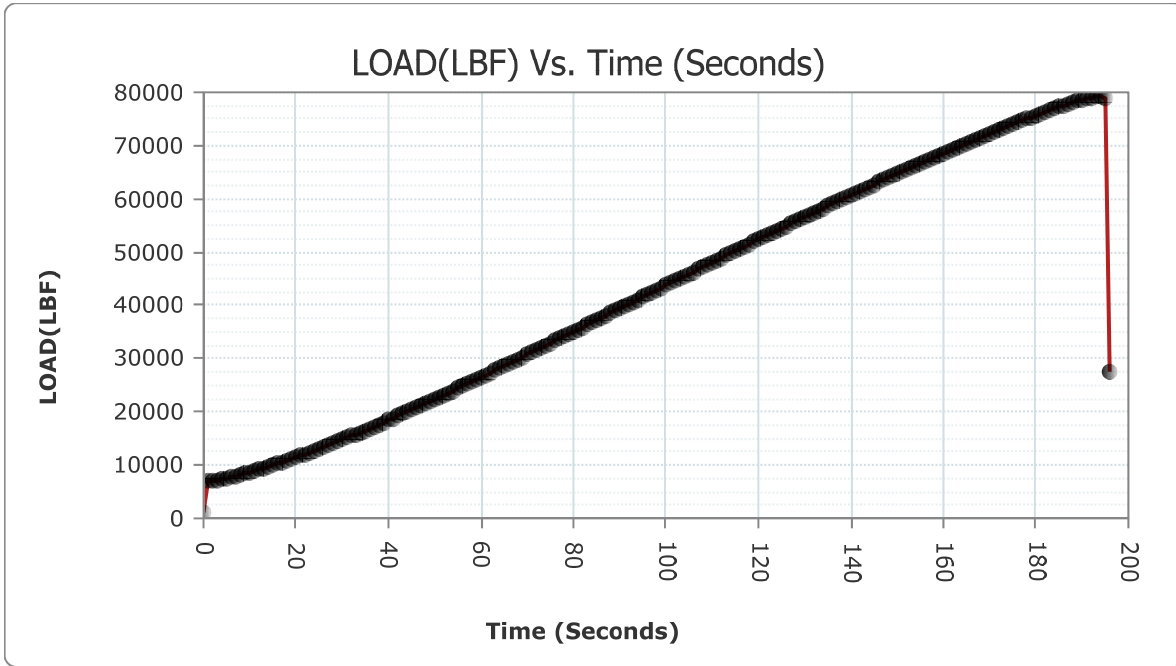
Sample Identification: R28_2

Machine ID: 6a127

Test Type: ASTM C39

3/10/2020

TYPE	PEAK VALUES	UNITS
LOAD	79188	LBF
Diameter	4.00	IN
Length	8.00	IN
Cross-Sectional Area	12.57	IN ²
Sample Age	0.0	day(s)
Corrected Stress	6301.58	PSI
Average Pace Rate	30.74	PSI/SEC
Fracture Type	Type 1	
Correction Factor	1.000	
Temperature @ START	75.5	°F
Temperature @ FINISH	75.5	°F



READ #	TIME	LOAD	STRESS (PSI)
1	000:00:00	1097	87.30
2	000:00:01	7033	559.67

HM Data Download - Concrete Test Results

READ #	TIME	LOAD	STRESS (PSI)
3	000:00:02	6934	551.79
4	000:00:03	7106	565.48
5	000:00:04	7296	580.60
6	000:00:05	7487	595.80
7	000:00:06	7709	613.46
8	000:00:07	7939	631.77
9	000:00:08	8178	650.78
10	000:00:09	8399	668.37
11	000:00:10	8654	688.66
12	000:00:11	8915	709.43
13	000:00:12	9183	730.76
14	000:00:13	9427	750.18
15	000:00:14	9708	772.54
16	000:00:15	9992	795.14
17	000:00:16	10284	818.37
18	000:00:17	10548	839.38
19	000:00:18	10850	863.42
20	000:00:19	11156	887.77
21	000:00:20	11468	912.59
22	000:00:21	11752	935.19
23	000:00:22	12076	960.98
24	000:00:23	12400	986.76
25	000:00:24	12730	1,013.02
26	000:00:25	13036	1,037.37
27	000:00:26	13375	1,064.35
28	000:00:27	13719	1,091.72
29	000:00:28	14067	1,119.42
30	000:00:29	14383	1,144.56
31	000:00:30	14740	1,172.97
32	000:00:31	15099	1,201.54
33	000:00:32	15465	1,230.67
34	000:00:33	15794	1,256.85
35	000:00:34	16162	1,286.13
36	000:00:35	16537	1,315.97
37	000:00:36	16914	1,345.97
38	000:00:37	17257	1,373.27
39	000:00:38	17641	1,403.83
40	000:00:39	18027	1,434.54

HM Data Download - Concrete Test Results

READ #	TIME	LOAD	STRESS (PSI)
41	000:00:40	18419	1,465.74
42	000:00:41	18772	1,493.83
43	000:00:42	19168	1,525.34
44	000:00:43	19565	1,556.93
45	000:00:44	19967	1,588.92
46	000:00:45	20368	1,620.83
47	000:00:46	20734	1,649.96
48	000:00:47	21141	1,682.35
49	000:00:48	21549	1,714.81
50	000:00:49	21963	1,747.76
51	000:00:50	22334	1,777.28
52	000:00:51	22758	1,811.02
53	000:00:52	23178	1,844.45
54	000:00:53	23553	1,874.29
55	000:00:54	23974	1,907.79
56	000:00:55	24395	1,941.29
57	000:00:56	24818	1,974.95
58	000:00:57	25201	2,005.43
59	000:00:58	25629	2,039.49
60	000:00:59	26055	2,073.39
61	000:01:00	26485	2,107.61
62	000:01:01	26872	2,138.41
63	000:01:02	27301	2,172.54
64	000:01:03	27735	2,207.08
65	000:01:04	28170	2,241.70
66	000:01:05	28561	2,272.81
67	000:01:06	28998	2,307.59
68	000:01:07	29433	2,342.20
69	000:01:08	29871	2,377.06
70	000:01:09	30265	2,408.41
71	000:01:10	30705	2,443.43
72	000:01:11	31146	2,478.52
73	000:01:12	31586	2,513.53
74	000:01:13	31981	2,544.97
75	000:01:14	32426	2,580.38
76	000:01:15	32865	2,615.31
77	000:01:16	33307	2,650.49
78	000:01:17	33709	2,682.48

HM Data Download - Concrete Test Results

READ #	TIME	LOAD	STRESS (PSI)
79	000:01:18	34151	2,717.65
80	000:01:19	34594	2,752.90
81	000:01:20	35039	2,788.31
82	000:01:21	35439	2,820.15
83	000:01:22	35884	2,855.56
84	000:01:23	36330	2,891.05
85	000:01:24	36779	2,926.78
86	000:01:25	37176	2,958.37
87	000:01:26	37623	2,993.94
88	000:01:27	38069	3,029.43
89	000:01:28	38513	3,064.77
90	000:01:29	38916	3,096.84
91	000:01:30	39362	3,132.33
92	000:01:31	39806	3,167.66
93	000:01:32	40251	3,203.07
94	000:01:33	40653	3,235.06
95	000:01:34	41101	3,270.71
96	000:01:35	41548	3,306.28
97	000:01:36	41991	3,341.54
98	000:01:37	42392	3,373.45
99	000:01:38	42836	3,408.78
100	000:01:39	43282	3,444.27
101	000:01:40	43730	3,479.92
102	000:01:41	44175	3,515.33
103	000:01:42	44575	3,547.17
104	000:01:43	45019	3,582.50
105	000:01:44	45462	3,617.75
106	000:01:45	45905	3,653.00
107	000:01:46	46306	3,684.91
108	000:01:47	46749	3,720.17
109	000:01:48	47189	3,755.18
110	000:01:49	47632	3,790.43
111	000:01:50	48031	3,822.19
112	000:01:51	48477	3,857.68
113	000:01:52	48924	3,893.25
114	000:01:53	49323	3,925.00
115	000:01:54	49759	3,959.70
116	000:01:55	50200	3,994.79

HM Data Download - Concrete Test Results

READ #	TIME	LOAD	STRESS (PSI)
117	000:01:56	50639	4,029.72
118	000:01:57	51033	4,061.08
119	000:01:58	51469	4,095.77
120	000:01:59	51907	4,130.63
121	000:02:00	52344	4,165.40
122	000:02:01	52733	4,196.36
123	000:02:02	53169	4,231.05
124	000:02:03	53605	4,265.75
125	000:02:04	54038	4,300.21
126	000:02:05	54425	4,331.00
127	000:02:06	54858	4,365.46
128	000:02:07	55288	4,399.68
129	000:02:08	55718	4,433.90
130	000:02:09	56106	4,464.77
131	000:02:10	56533	4,498.75
132	000:02:11	56959	4,532.65
133	000:02:12	57386	4,566.63
134	000:02:13	57769	4,597.11
135	000:02:14	58193	4,630.85
136	000:02:15	58618	4,664.67
137	000:02:16	59040	4,698.25
138	000:02:17	59418	4,728.33
139	000:02:18	59839	4,761.84
140	000:02:19	60258	4,795.18
141	000:02:20	60675	4,828.36
142	000:02:21	61050	4,858.20
143	000:02:22	61468	4,891.47
144	000:02:23	61882	4,924.41
145	000:02:24	62295	4,957.28
146	000:02:25	62665	4,986.72
147	000:02:26	63074	5,019.27
148	000:02:27	63481	5,051.66
149	000:02:28	63888	5,084.05
150	000:02:29	64256	5,113.33
151	000:02:30	64658	5,145.32
152	000:02:31	65061	5,177.39
153	000:02:32	65463	5,209.38
154	000:02:33	65824	5,238.11

HM Data Download - Concrete Test Results

READ #	TIME	LOAD	STRESS (PSI)
155	000:02:34	66225	5,270.02
156	000:02:35	66622	5,301.61
157	000:02:36	67016	5,332.96
158	000:02:37	67369	5,361.05
159	000:02:38	67763	5,392.41
160	000:02:39	68151	5,423.28
161	000:02:40	68542	5,454.40
162	000:02:41	68889	5,482.01
163	000:02:42	69275	5,512.73
164	000:02:43	69658	5,543.21
165	000:02:44	70040	5,573.61
166	000:02:45	70381	5,600.74
167	000:02:46	70760	5,630.90
168	000:02:47	71133	5,660.58
169	000:02:48	71505	5,690.19
170	000:02:49	71844	5,717.16
171	000:02:50	72211	5,746.37
172	000:02:51	72578	5,775.57
173	000:02:52	72914	5,802.31
174	000:02:53	73276	5,831.12
175	000:02:54	73633	5,859.53
176	000:02:55	73990	5,887.94
177	000:02:56	74344	5,916.11
178	000:02:57	74655	5,940.86
179	000:02:58	75001	5,968.39
180	000:02:59	75342	5,995.53
181	000:03:00	75679	6,022.34
182	000:03:01	75980	6,046.30
183	000:03:02	76310	6,072.56
184	000:03:03	76634	6,098.34
185	000:03:04	76953	6,123.73
186	000:03:05	77234	6,146.09
187	000:03:06	77537	6,170.20
188	000:03:07	77831	6,193.59
189	000:03:08	78113	6,216.04
190	000:03:09	78354	6,235.21
191	000:03:10	78601	6,254.87
192	000:03:11	78831	6,273.17

HM Data Download - Concrete Test Results

READ #	TIME	LOAD	STRESS (PSI)
193	000:03:12	79024	6,288.53
194	000:03:13	79151	6,298.64
195	000:03:14	79181	6,301.02
196	000:03:15	78997	6,286.38
197	000:03:15	27626	2,198.41

Concrete Test

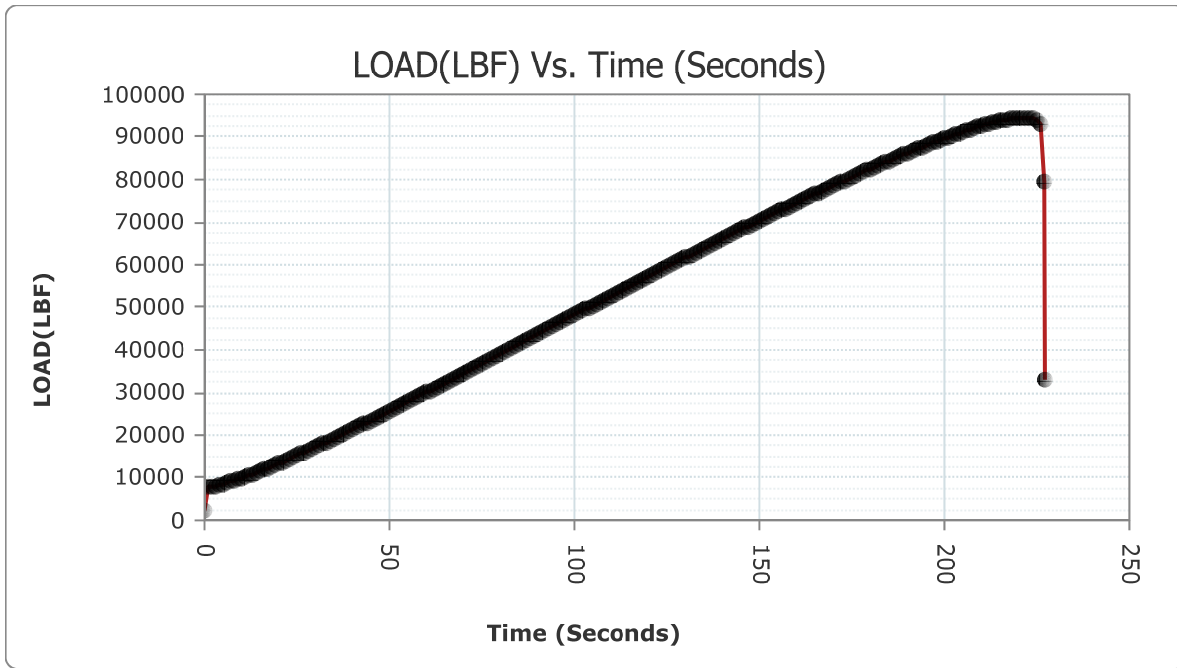
Sample Identification: R28_3

Machine ID: 6a127

Test Type: ASTM C39

3/10/2020

TYPE	PEAK VALUES	UNITS
LOAD	94548	LBF
Diameter	4.00	IN
Length	8.00	IN
Cross-Sectional Area	12.57	IN ²
Sample Age	0.0	day(s)
Corrected Stress	7523.90	PSI
Average Pace Rate	30.81	PSI/SEC
Fracture Type	Type 1	
Correction Factor	1.000	
Temperature @ START	75.5	°F
Temperature @ FINISH	75.5	°F



READ #	TIME	LOAD	STRESS (PSI)
1	000:00:00	2208	175.71
2	000:00:01	7735	615.53

HM Data Download - Concrete Test Results

READ #	TIME	LOAD	STRESS (PSI)
3	000:00:02	7784	619.43
4	000:00:03	8012	637.57
5	000:00:04	8265	657.71
6	000:00:05	8508	677.05
7	000:00:06	8789	699.41
8	000:00:07	9079	722.48
9	000:00:08	9382	746.60
10	000:00:09	9659	768.64
11	000:00:10	9974	793.71
12	000:00:11	10294	819.17
13	000:00:12	10623	845.35
14	000:00:13	10923	869.22
15	000:00:14	11262	896.20
16	000:00:15	11607	923.66
17	000:00:16	11955	951.35
18	000:00:17	12277	976.97
19	000:00:18	12637	1,005.62
20	000:00:19	13001	1,034.59
21	000:00:20	13372	1,064.11
22	000:00:21	13717	1,091.56
23	000:00:22	14097	1,121.80
24	000:00:23	14480	1,152.28
25	000:00:24	14826	1,179.82
26	000:00:25	15215	1,210.77
27	000:00:26	15607	1,241.97
28	000:00:27	16006	1,273.72
29	000:00:28	16363	1,302.13
30	000:00:29	16765	1,334.12
31	000:00:30	17174	1,366.66
32	000:00:31	17584	1,399.29
33	000:00:32	17957	1,428.97
34	000:00:33	18372	1,462.00
35	000:00:34	18793	1,495.50
36	000:00:35	19212	1,528.84
37	000:00:36	19593	1,559.16
38	000:00:37	20021	1,593.22
39	000:00:38	20449	1,627.28
40	000:00:39	20879	1,661.50

HM Data Download - Concrete Test Results

READ #	TIME	LOAD	STRESS (PSI)
41	000:00:40	21310	1,695.80
42	000:00:41	21699	1,726.75
43	000:00:42	22139	1,761.77
44	000:00:43	22576	1,796.54
45	000:00:44	23016	1,831.56
46	000:00:45	23412	1,863.07
47	000:00:46	23850	1,897.92
48	000:00:47	24296	1,933.41
49	000:00:48	24741	1,968.83
50	000:00:49	25143	2,000.82
51	000:00:50	25591	2,036.47
52	000:00:51	26041	2,072.28
53	000:00:52	26491	2,108.09
54	000:00:53	26897	2,140.40
55	000:00:54	27349	2,176.36
56	000:00:55	27803	2,212.49
57	000:00:56	28258	2,248.70
58	000:00:57	28665	2,281.09
59	000:00:58	29123	2,317.53
60	000:00:59	29581	2,353.98
61	000:01:00	30038	2,390.35
62	000:01:01	30451	2,423.21
63	000:01:02	30910	2,459.74
64	000:01:03	31368	2,496.19
65	000:01:04	31831	2,533.03
66	000:01:05	32244	2,565.90
67	000:01:06	32707	2,602.74
68	000:01:07	33167	2,639.35
69	000:01:08	33633	2,676.43
70	000:01:09	34048	2,709.45
71	000:01:10	34511	2,746.30
72	000:01:11	34975	2,783.22
73	000:01:12	35439	2,820.15
74	000:01:13	35859	2,853.57
75	000:01:14	36323	2,890.49
76	000:01:15	36788	2,927.50
77	000:01:16	37254	2,964.58
78	000:01:17	37673	2,997.92

HM Data Download - Concrete Test Results

READ #	TIME	LOAD	STRESS (PSI)
79	000:01:18	38140	3,035.08
80	000:01:19	38607	3,072.25
81	000:01:20	39074	3,109.41
82	000:01:21	39497	3,143.07
83	000:01:22	39972	3,180.87
84	000:01:23	40439	3,218.03
85	000:01:24	40860	3,251.54
86	000:01:25	41325	3,288.54
87	000:01:26	41794	3,325.86
88	000:01:27	42262	3,363.10
89	000:01:28	42683	3,396.61
90	000:01:29	43151	3,433.85
91	000:01:30	43618	3,471.01
92	000:01:31	44086	3,508.25
93	000:01:32	44508	3,541.83
94	000:01:33	44973	3,578.84
95	000:01:34	45440	3,616.00
96	000:01:35	45910	3,653.40
97	000:01:36	46329	3,686.74
98	000:01:37	46796	3,723.91
99	000:01:38	47262	3,760.99
100	000:01:39	47728	3,798.07
101	000:01:40	48149	3,831.58
102	000:01:41	48615	3,868.66
103	000:01:42	49081	3,905.74
104	000:01:43	49546	3,942.75
105	000:01:44	49963	3,975.93
106	000:01:45	50427	4,012.85
107	000:01:46	50890	4,049.70
108	000:01:47	51355	4,086.70
109	000:01:48	51773	4,119.96
110	000:01:49	52236	4,156.81
111	000:01:50	52700	4,193.73
112	000:01:51	53164	4,230.66
113	000:01:52	53624	4,267.26
114	000:01:53	54042	4,300.53
115	000:01:54	54506	4,337.45
116	000:01:55	54965	4,373.98

HM Data Download - Concrete Test Results

READ #	TIME	LOAD	STRESS (PSI)
117	000:01:56	55426	4,410.66
118	000:01:57	55843	4,443.84
119	000:01:58	56300	4,480.21
120	000:01:59	56761	4,516.90
121	000:02:00	57223	4,553.66
122	000:02:01	57634	4,586.37
123	000:02:02	58092	4,622.81
124	000:02:03	58544	4,658.78
125	000:02:04	59003	4,695.31
126	000:02:05	59412	4,727.86
127	000:02:06	59869	4,764.22
128	000:02:07	60324	4,800.43
129	000:02:08	60776	4,836.40
130	000:02:09	61187	4,869.11
131	000:02:10	61641	4,905.23
132	000:02:11	62089	4,940.89
133	000:02:12	62541	4,976.85
134	000:02:13	62944	5,008.92
135	000:02:14	63394	5,044.73
136	000:02:15	63843	5,080.46
137	000:02:16	64294	5,116.35
138	000:02:17	64696	5,148.34
139	000:02:18	65143	5,183.92
140	000:02:19	65589	5,219.41
141	000:02:20	66031	5,254.58
142	000:02:21	66433	5,286.57
143	000:02:22	66881	5,322.22
144	000:02:23	67292	5,354.93
145	000:02:24	67734	5,390.10
146	000:02:25	68175	5,425.19
147	000:02:26	68613	5,460.05
148	000:02:27	69007	5,491.40
149	000:02:28	69446	5,526.34
150	000:02:29	69883	5,561.11
151	000:02:30	70317	5,595.65
152	000:02:31	70708	5,626.76
153	000:02:32	71142	5,661.30
154	000:02:33	71574	5,695.68

HM Data Download - Concrete Test Results

READ #	TIME	LOAD	STRESS (PSI)
155	000:02:34	72004	5,729.90
156	000:02:35	72392	5,760.77
157	000:02:36	72821	5,794.91
158	000:02:37	73249	5,828.97
159	000:02:38	73675	5,862.87
160	000:02:39	74103	5,896.93
161	000:02:40	74481	5,927.01
162	000:02:41	74906	5,960.83
163	000:02:42	75325	5,994.17
164	000:02:43	75747	6,027.75
165	000:02:44	76123	6,057.68
166	000:02:45	76541	6,090.94
167	000:02:46	76957	6,124.04
168	000:02:47	77370	6,156.91
169	000:02:48	77743	6,186.59
170	000:02:49	78155	6,219.38
171	000:02:50	78569	6,252.32
172	000:02:51	78978	6,284.87
173	000:02:52	79342	6,313.84
174	000:02:53	79749	6,346.22
175	000:02:54	80151	6,378.21
176	000:02:55	80551	6,410.04
177	000:02:56	80912	6,438.77
178	000:02:57	81310	6,470.44
179	000:02:58	81706	6,501.96
180	000:02:59	82103	6,533.55
181	000:03:00	82456	6,561.64
182	000:03:01	82849	6,592.91
183	000:03:02	83234	6,623.55
184	000:03:03	83619	6,654.19
185	000:03:04	83967	6,681.88
186	000:03:05	84347	6,712.12
187	000:03:06	84727	6,742.36
188	000:03:07	85101	6,772.12
189	000:03:08	85440	6,799.10
190	000:03:09	85814	6,828.86
191	000:03:10	86183	6,858.23
192	000:03:11	86552	6,887.59

HM Data Download - Concrete Test Results

READ #	TIME	LOAD	STRESS (PSI)
193	000:03:12	86878	6,913.53
194	000:03:13	87243	6,942.58
195	000:03:14	87600	6,970.99
196	000:03:15	87956	6,999.32
197	000:03:16	88274	7,024.62
198	000:03:17	88622	7,052.31
199	000:03:18	88969	7,079.93
200	000:03:19	89313	7,107.30
201	000:03:20	89618	7,131.57
202	000:03:21	89953	7,158.23
203	000:03:22	90287	7,184.81
204	000:03:23	90585	7,208.53
205	000:03:24	90907	7,234.15
206	000:03:25	91224	7,259.38
207	000:03:26	91537	7,284.28
208	000:03:27	91813	7,306.25
209	000:03:28	92114	7,330.20
210	000:03:29	92407	7,353.52
211	000:03:30	92688	7,375.88
212	000:03:31	92935	7,395.53
213	000:03:32	93195	7,416.22
214	000:03:33	93420	7,434.13
215	000:03:34	93633	7,451.08
216	000:03:35	93810	7,465.16
217	000:03:36	93991	7,479.57
218	000:03:37	94150	7,492.22
219	000:03:38	94293	7,503.60
220	000:03:39	94401	7,512.19
221	000:03:40	94491	7,519.35
222	000:03:41	94540	7,523.25
223	000:03:42	94530	7,522.46
224	000:03:43	94440	7,515.30
225	000:03:44	94223	7,498.03
226	000:03:45	93843	7,467.79
227	000:03:46	93142	7,412.00
228	000:03:47	79621	6,336.04
229	000:03:47	33222	2,643.72

Mix Pea Gravel - Red

Target Temp: 50 °F

Date Cast:	5/15/2020	Temp During Casting (°F):	53
Time of Casting:	9:35:00 AM	Air Content (%):	8.0

Test Date:					Compressive Strength (psi)	AVE Compressive Strength (psi)
Date:	Time interval	Target Time	Actual Test Time	Time Elapsed (hr)		
5/15/2020	1.5 HR	11:05:00 AM	10:53:00 AM	1.30	1448	
5/15/2020	1.5 HR	11:05:00 AM	10:56:00 AM	1.35	3147	2243
5/15/2020	1.5 HR	11:05:00 AM	10:59:00 AM	1.40	2134	
5/15/2020	2 HR	11:35:00 AM	11:19:00 AM	1.73	2489	
5/15/2020	2 HR	11:35:00 AM	11:21:00 AM	1.77	1969	2483
5/15/2020	2 HR	11:35:00 AM	11:24:00 AM	1.82	2991	
5/15/2020	2.5 HR	12:05:00 PM	11:55:00 AM	2.33	2858	
5/15/2020	2.5 HR	12:05:00 PM	11:58:00 AM	2.38	3227	3014
5/15/2020	2.5 HR	12:05:00 PM	12:01:00 PM	2.43	2958	
5/15/2020	3 HR	12:35:00 PM	12:39:00 PM	3.07	3595	
5/15/2020	3 HR	12:35:00 PM	12:42:00 PM	3.12	2966	3109
5/15/2020	3 HR	12:35:00 PM	12:44:00 PM	3.15	2766	
5/15/2020	3.5 HR	1:05:00 PM	1:31:00 PM	3.93	3483	
5/15/2020	3.5 HR	1:05:00 PM	1:34:00 PM	3.98	4016	3762
5/15/2020	3.5 HR	1:05:00 PM	1:36:00 PM	4.02	3788	
5/15/2020	4 HR	1:35:00 PM	2:25:00 PM	4.83	4285	
5/15/2020	4 HR	1:35:00 PM	2:27:00 PM	4.87	3033	3739
5/15/2020	4 HR	1:35:00 PM	2:30:00 PM	4.92	3898	
5/15/2020	6 HR	3:35:00 PM	3:30:00 PM	5.92	3043	
5/15/2020	6 HR	3:35:00 PM	3:34:00 PM	5.98	4280	3930
5/15/2020	6 HR	3:35:00 PM	3:38:00 PM	6.05	4467	
5/16/2020	24 HR	9:35:00 AM	9:15:00 AM	23.67	4514	
5/16/2020	24 HR	9:35:00 AM	9:20:00 AM	23.75	4260	4231
5/16/2020	24 HR	9:35:00 AM	9:27:00 AM	23.87	3920	
5/18/2020	3 DAY	9:35:00 AM	9:36:00 AM	72.02	4303	
5/18/2020	3 DAY	9:35:00 AM	9:42:00 AM	72.12	2908	3788
5/18/2020	3 DAY	9:35:00 AM	9:47:00 AM	72.20	4154	
6/12/2020	28 DAY	9:35:00 AM	9:16:00 AM	671.68	5520	
6/12/2020	28 DAY	9:35:00 AM	9:19:00 AM	671.73	5376	5090
6/12/2020	28 DAY	9:35:00 AM	9:22:00 AM	671.78	4374	

Concrete Test

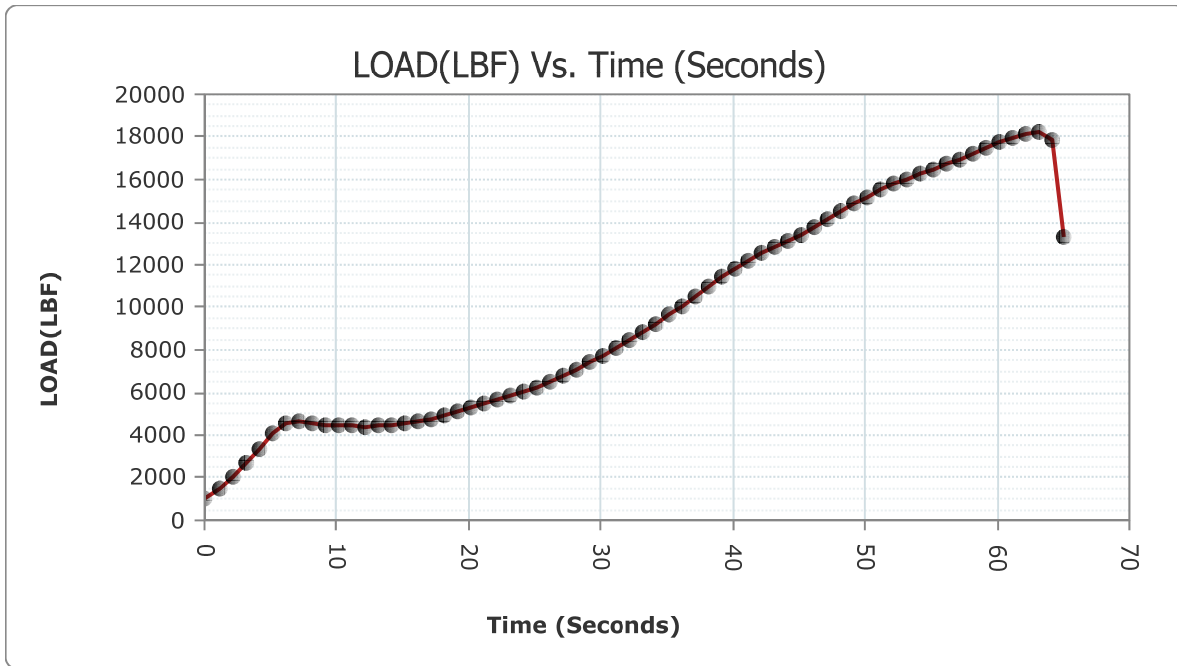
Sample Identification: R15_1

Machine ID: 6a127

Test Type: ASTM C39

5/15/2020

TYPE	PEAK VALUES	UNITS
LOAD	18197	LBF
Diameter	4.00	IN
Length	8.00	IN
Cross-Sectional Area	12.57	IN ²
Sample Age	0.0	day(s)
Corrected Stress	1448.07	PSI
Average Pace Rate	320.69	LBF
Fracture Type	Type 1	
Correction Factor	1.000	
Temperature @ START	81.6	°F
Temperature @ FINISH	81.6	°F



READ #	TIME	LOAD	STRESS (PSI)
1	000:00:00	1009	80.29
2	000:00:01	1497	119.13

HM Data Download - Concrete Test Results

READ #	TIME	LOAD	STRESS (PSI)
3	000:00:02	2075	165.12
4	000:00:03	2656	211.36
5	000:00:04	3379	268.89
6	000:00:05	4092	325.63
7	000:00:06	4571	363.75
8	000:00:07	4664	371.15
9	000:00:08	4551	362.16
10	000:00:09	4499	358.02
11	000:00:10	4461	355.00
12	000:00:11	4438	353.16
13	000:00:12	4417	351.49
14	000:00:13	4436	353.01
15	000:00:14	4482	356.67
16	000:00:15	4547	361.84
17	000:00:16	4637	369.00
18	000:00:17	4772	379.74
19	000:00:18	4959	394.62
20	000:00:19	5150	409.82
21	000:00:20	5322	423.51
22	000:00:21	5502	437.84
23	000:00:22	5673	451.44
24	000:00:23	5857	466.09
25	000:00:24	6040	480.65
26	000:00:25	6274	499.27
27	000:00:26	6536	520.12
28	000:00:27	6784	539.85
29	000:00:28	7082	563.57
30	000:00:29	7411	589.75
31	000:00:30	7752	616.88
32	000:00:31	8081	643.07
33	000:00:32	8461	673.30
34	000:00:33	8835	703.07
35	000:00:34	9222	733.86
36	000:00:35	9644	767.45
37	000:00:36	10042	799.12
38	000:00:37	10501	835.64
39	000:00:38	10964	872.49
40	000:00:39	11427	909.33

HM Data Download - Concrete Test Results

READ #	TIME	LOAD	STRESS (PSI)
41	000:00:40	11828	941.24
42	000:00:41	12223	972.68
43	000:00:42	12553	998.94
44	000:00:43	12857	1,023.13
45	000:00:44	13112	1,043.42
46	000:00:45	13413	1,067.37
47	000:00:46	13764	1,095.30
48	000:00:47	14112	1,123.00
49	000:00:48	14496	1,153.56
50	000:00:49	14855	1,182.12
51	000:00:50	15197	1,209.34
52	000:00:51	15512	1,234.41
53	000:00:52	15787	1,256.29
54	000:00:53	16015	1,274.43
55	000:00:54	16241	1,292.42
56	000:00:55	16461	1,309.92
57	000:00:56	16706	1,329.42
58	000:00:57	16968	1,350.27
59	000:00:58	17212	1,369.69
60	000:00:59	17456	1,389.10
61	000:01:00	17726	1,410.59
62	000:01:01	17956	1,428.89
63	000:01:02	18135	1,443.14
64	000:01:03	18191	1,447.59
65	000:01:04	17862	1,421.41
66	000:01:05	13340	1,061.56

Concrete Test

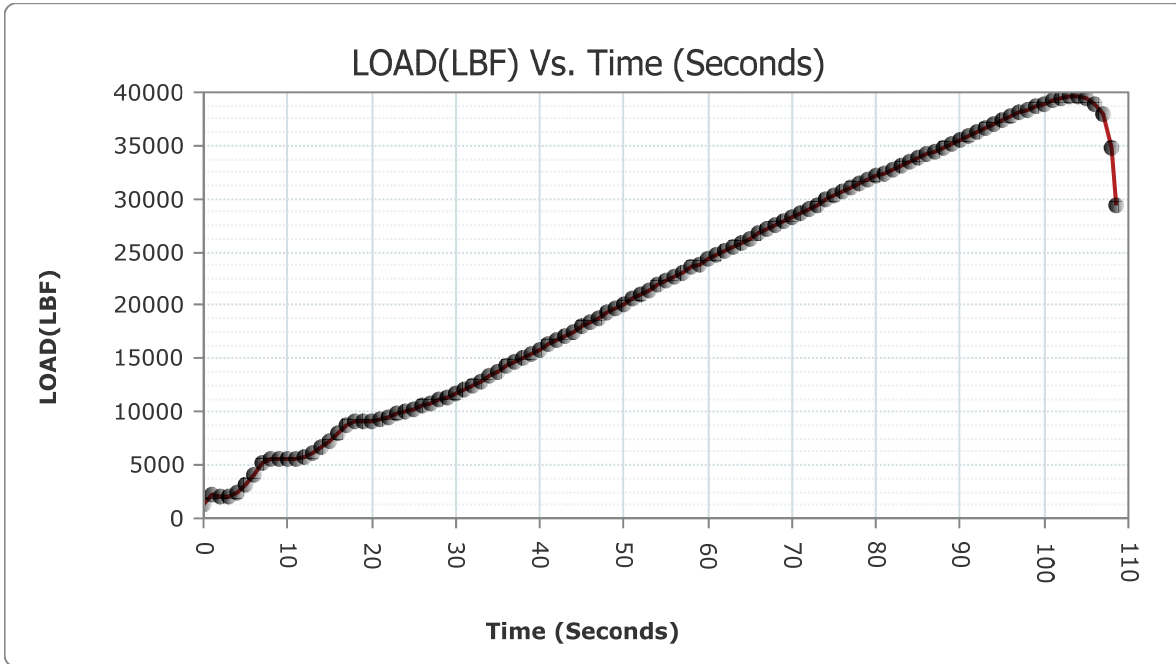
Sample Identification: R15_2

Machine ID: 6a127

Test Type: ASTM C39

5/15/2020

TYPE	PEAK VALUES	UNITS
LOAD	39553	LBF
Diameter	4.00	IN
Length	8.00	IN
Cross-Sectional Area	12.57	IN ²
Sample Age	0.0	day(s)
Corrected Stress	3147.56	PSI
Average Pace Rate	366.70	LBF
Fracture Type	Type 1	
Correction Factor	1.000	
Temperature @ START	81.6	°F
Temperature @ FINISH	81.1	°F



READ #	TIME	LOAD	STRESS (PSI)
1	000:00:00	1212	96.45
2	000:00:01	2200	175.07

HM Data Download - Concrete Test Results

READ #	TIME	LOAD	STRESS (PSI)
3	000:00:02	2135	169.90
4	000:00:03	2134	169.82
5	000:00:04	2479	197.27
6	000:00:05	3158	251.31
7	000:00:06	4091	325.55
8	000:00:07	5204	414.12
9	000:00:08	5642	448.98
10	000:00:09	5574	443.56
11	000:00:10	5538	440.70
12	000:00:11	5522	439.43
13	000:00:12	5809	462.27
14	000:00:13	6231	495.85
15	000:00:14	6695	532.77
16	000:00:15	7328	583.14
17	000:00:16	7996	636.30
18	000:00:17	8710	693.12
19	000:00:18	9089	723.28
20	000:00:19	9111	725.03
21	000:00:20	9162	729.09
22	000:00:21	9271	737.76
23	000:00:22	9509	756.70
24	000:00:23	9774	777.79
25	000:00:24	10033	798.40
26	000:00:25	10297	819.41
27	000:00:26	10562	840.50
28	000:00:27	10811	860.31
29	000:00:28	11105	883.71
30	000:00:29	11398	907.02
31	000:00:30	11709	931.77
32	000:00:31	12045	958.51
33	000:00:32	12430	989.15
34	000:00:33	12889	1,025.67
35	000:00:34	13365	1,063.55
36	000:00:35	13826	1,100.24
37	000:00:36	14266	1,135.25
38	000:00:37	14701	1,169.87
39	000:00:38	15080	1,200.03
40	000:00:39	15496	1,233.13

HM Data Download - Concrete Test Results

READ #	TIME	LOAD	STRESS (PSI)
41	000:00:40	15904	1,265.60
42	000:00:41	16306	1,297.59
43	000:00:42	16688	1,327.99
44	000:00:43	17130	1,363.16
45	000:00:44	17571	1,398.26
46	000:00:45	18016	1,433.67
47	000:00:46	18411	1,465.10
48	000:00:47	18851	1,500.11
49	000:00:48	19291	1,535.13
50	000:00:49	19733	1,570.30
51	000:00:50	20175	1,605.48
52	000:00:51	20615	1,640.49
53	000:00:52	21006	1,671.60
54	000:00:53	21437	1,705.90
55	000:00:54	21867	1,740.12
56	000:00:55	22288	1,773.62
57	000:00:56	22704	1,806.73
58	000:00:57	23118	1,839.67
59	000:00:58	23535	1,872.86
60	000:00:59	23906	1,902.38
61	000:01:00	24320	1,935.32
62	000:01:01	24735	1,968.35
63	000:01:02	25140	2,000.58
64	000:01:03	25548	2,033.05
65	000:01:04	25951	2,065.11
66	000:01:05	26314	2,094.00
67	000:01:06	26715	2,125.91
68	000:01:07	27115	2,157.74
69	000:01:08	27516	2,189.65
70	000:01:09	27920	2,221.80
71	000:01:10	28322	2,253.79
72	000:01:11	28723	2,285.70
73	000:01:12	29083	2,314.35
74	000:01:13	29481	2,346.02
75	000:01:14	29872	2,377.14
76	000:01:15	30258	2,407.86
77	000:01:16	30643	2,438.49
78	000:01:17	31020	2,468.49

HM Data Download - Concrete Test Results

READ #	TIME	LOAD	STRESS (PSI)
79	000:01:18	31356	2,495.23
80	000:01:19	31730	2,524.99
81	000:01:20	32097	2,554.20
82	000:01:21	32463	2,583.32
83	000:01:22	32822	2,611.89
84	000:01:23	33174	2,639.90
85	000:01:24	33520	2,667.44
86	000:01:25	33829	2,692.03
87	000:01:26	34168	2,719.00
88	000:01:27	34494	2,744.95
89	000:01:28	34820	2,770.89
90	000:01:29	35182	2,799.69
91	000:01:30	35570	2,830.57
92	000:01:31	35913	2,857.87
93	000:01:32	36285	2,887.47
94	000:01:33	36652	2,916.67
95	000:01:34	37009	2,945.08
96	000:01:35	37360	2,973.01
97	000:01:36	37719	3,001.58
98	000:01:37	38052	3,028.08
99	000:01:38	38391	3,055.06
100	000:01:39	38696	3,079.33
101	000:01:40	38946	3,099.22
102	000:01:41	39213	3,120.47
103	000:01:42	39418	3,136.78
104	000:01:43	39535	3,146.10
105	000:01:44	39543	3,146.73
106	000:01:45	39384	3,134.08
107	000:01:46	38911	3,096.44
108	000:01:47	37863	3,013.04
109	000:01:48	34703	2,761.58
110	000:01:48	29446	2,343.24

Concrete Test

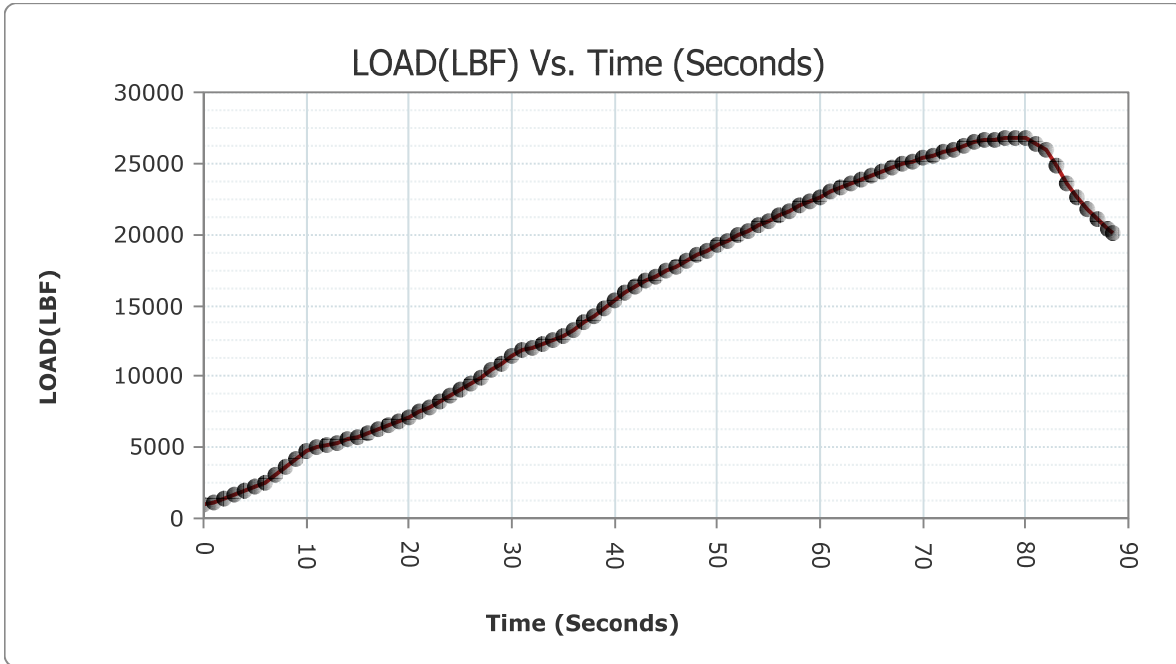
Sample Identification: R15_3

Machine ID: 6a127

Test Type: ASTM C39

5/15/2020

TYPE	PEAK VALUES	UNITS
LOAD	26819	LBF
Diameter	4.00	IN
Length	8.00	IN
Cross-Sectional Area	12.57	IN ²
Sample Age	0.0	day(s)
Corrected Stress	2134.21	PSI
Average Pace Rate	323.06	LBF
Fracture Type	Type 1	
Correction Factor	1.000	
Temperature @ START	80.5	°F
Temperature @ FINISH	80.8	°F



READ #	TIME	LOAD	STRESS (PSI)
1	000:00:00	1006	80.05
2	000:00:01	1183	94.14

HM Data Download - Concrete Test Results

READ #	TIME	LOAD	STRESS (PSI)
3	000:00:02	1388	110.45
4	000:00:03	1632	129.87
5	000:00:04	1911	152.07
6	000:00:05	2254	179.37
7	000:00:06	2581	205.39
8	000:00:07	3045	242.31
9	000:00:08	3593	285.92
10	000:00:09	4221	335.90
11	000:00:10	4805	382.37
12	000:00:11	5023	399.72
13	000:00:12	5155	410.22
14	000:00:13	5329	424.07
15	000:00:14	5539	440.78
16	000:00:15	5767	458.92
17	000:00:16	5997	477.23
18	000:00:17	6262	498.31
19	000:00:18	6530	519.64
20	000:00:19	6837	544.07
21	000:00:20	7156	569.46
22	000:00:21	7496	596.51
23	000:00:22	7870	626.27
24	000:00:23	8269	658.03
25	000:00:24	8684	691.05
26	000:00:25	9067	721.53
27	000:00:26	9506	756.46
28	000:00:27	9957	792.35
29	000:00:28	10422	829.36
30	000:00:29	10901	867.47
31	000:00:30	11408	907.82
32	000:00:31	11798	938.85
33	000:00:32	11989	954.05
34	000:00:33	12216	972.12
35	000:00:34	12498	994.56
36	000:00:35	12798	1,018.43
37	000:00:36	13229	1,052.73
38	000:00:37	13780	1,096.58
39	000:00:38	14279	1,136.29
40	000:00:39	14840	1,180.93

HM Data Download - Concrete Test Results

READ #	TIME	LOAD	STRESS (PSI)
41	000:00:40	15410	1,226.29
42	000:00:41	15894	1,264.80
43	000:00:42	16306	1,297.59
44	000:00:43	16686	1,327.83
45	000:00:44	17019	1,354.33
46	000:00:45	17398	1,384.49
47	000:00:46	17776	1,414.57
48	000:00:47	18147	1,444.09
49	000:00:48	18508	1,472.82
50	000:00:49	18873	1,501.87
51	000:00:50	19234	1,530.59
52	000:00:51	19559	1,556.46
53	000:00:52	19921	1,585.26
54	000:00:53	20279	1,613.75
55	000:00:54	20635	1,642.08
56	000:00:55	20991	1,670.41
57	000:00:56	21305	1,695.40
58	000:00:57	21649	1,722.77
59	000:00:58	21991	1,749.99
60	000:00:59	22302	1,774.74
61	000:01:00	22638	1,801.47
62	000:01:01	22963	1,827.34
63	000:01:02	23280	1,852.56
64	000:01:03	23560	1,874.85
65	000:01:04	23859	1,898.64
66	000:01:05	24156	1,922.27
67	000:01:06	24438	1,944.71
68	000:01:07	24702	1,965.72
69	000:01:08	24952	1,985.62
70	000:01:09	25163	2,002.41
71	000:01:10	25377	2,019.44
72	000:01:11	25599	2,037.10
73	000:01:12	25788	2,052.14
74	000:01:13	25960	2,065.83
75	000:01:14	26232	2,087.48
76	000:01:15	26483	2,107.45
77	000:01:16	26589	2,115.89
78	000:01:17	26696	2,124.40

HM Data Download - Concrete Test Results

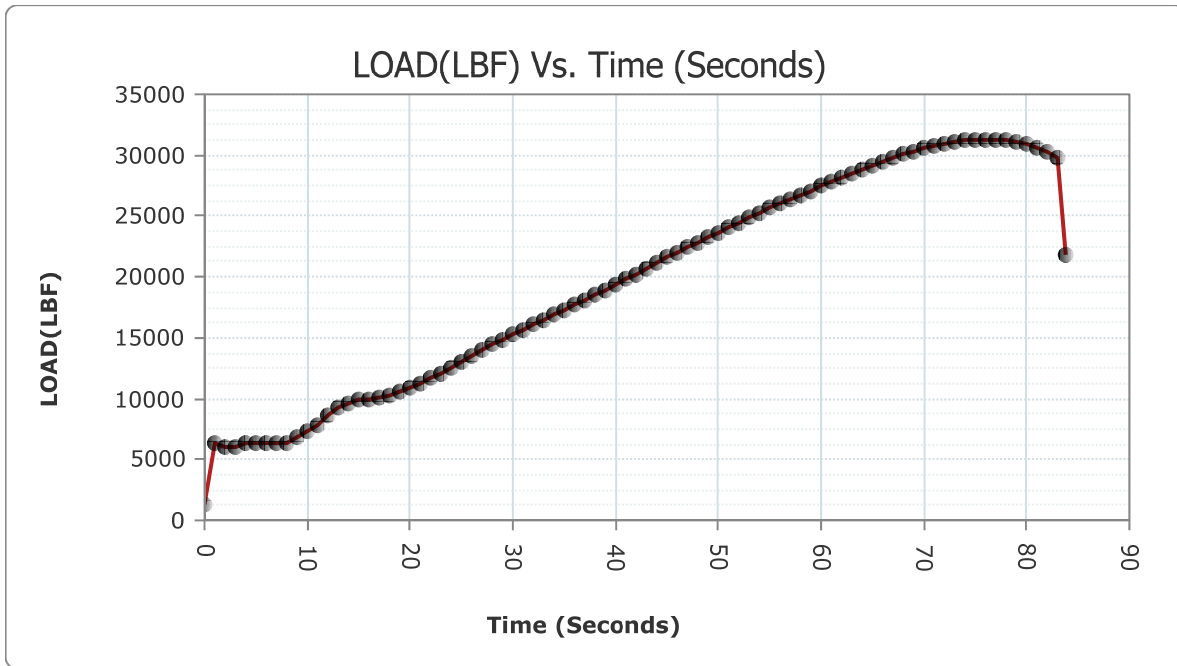
READ #	TIME	LOAD	STRESS (PSI)
79	000:01:18	26798	2,132.52
80	000:01:19	26816	2,133.95
81	000:01:20	26722	2,126.47
82	000:01:21	26427	2,102.99
83	000:01:22	25904	2,061.37
84	000:01:23	24892	1,980.84
85	000:01:24	23635	1,880.81
86	000:01:25	22566	1,795.75
87	000:01:26	21722	1,728.58
88	000:01:27	21001	1,671.21
89	000:01:28	20359	1,620.12
90	000:01:28	20114	1,600.62

Concrete Test

Sample Identification: R2_1
 Machine ID: 6a127

Test Type: ASTM C39
 5/15/2020

TYPE	PEAK VALUES	UNITS
LOAD	31287	LBF
Diameter	4.00	IN
Length	8.00	IN
Cross-Sectional Area	12.57	IN ²
Sample Age	0.0	day(s)
Corrected Stress	2489.74	PSI
Average Pace Rate	354.10	LBF
Fracture Type	Type 1	
Correction Factor	1.000	
Temperature @ START	82.6	°F
Temperature @ FINISH	82.3	°F



READ #	TIME	LOAD	STRESS (PSI)
1	000:00:00	1301	103.53
2	000:00:01	6289	500.46

HM Data Download - Concrete Test Results

READ #	TIME	LOAD	STRESS (PSI)
3	000:00:02	6082	483.99
4	000:00:03	5982	476.03
5	000:00:04	6344	504.84
6	000:00:05	6353	505.56
7	000:00:06	6316	502.61
8	000:00:07	6283	499.99
9	000:00:08	6395	508.90
10	000:00:09	6756	537.63
11	000:00:10	7270	578.53
12	000:00:11	7855	625.08
13	000:00:12	8554	680.71
14	000:00:13	9234	734.82
15	000:00:14	9644	767.45
16	000:00:15	9891	787.10
17	000:00:16	9994	795.30
18	000:00:17	10095	803.33
19	000:00:18	10235	814.48
20	000:00:19	10519	837.08
21	000:00:20	10849	863.34
22	000:00:21	11217	892.62
23	000:00:22	11657	927.63
24	000:00:23	12124	964.80
25	000:00:24	12606	1,003.15
26	000:00:25	13087	1,041.43
27	000:00:26	13509	1,075.01
28	000:00:27	13964	1,111.22
29	000:00:28	14419	1,147.43
30	000:00:29	14863	1,182.76
31	000:00:30	15288	1,216.58
32	000:00:31	15709	1,250.08
33	000:00:32	16121	1,282.87
34	000:00:33	16486	1,311.91
35	000:00:34	16894	1,344.38
36	000:00:35	17298	1,376.53
37	000:00:36	17710	1,409.32
38	000:00:37	18118	1,441.78
39	000:00:38	18541	1,475.45
40	000:00:39	18931	1,506.48

HM Data Download - Concrete Test Results

READ #	TIME	LOAD	STRESS (PSI)
41	000:00:40	19369	1,541.34
42	000:00:41	19813	1,576.67
43	000:00:42	20260	1,612.24
44	000:00:43	20700	1,647.25
45	000:00:44	21139	1,682.19
46	000:00:45	21575	1,716.88
47	000:00:46	21961	1,747.60
48	000:00:47	22391	1,781.82
49	000:00:48	22818	1,815.80
50	000:00:49	23248	1,850.02
51	000:00:50	23667	1,883.36
52	000:00:51	24084	1,916.54
53	000:00:52	24456	1,946.15
54	000:00:53	24860	1,978.30
55	000:00:54	25257	2,009.89
56	000:00:55	25651	2,041.24
57	000:00:56	26030	2,071.40
58	000:00:57	26402	2,101.00
59	000:00:58	26727	2,126.87
60	000:00:59	27087	2,155.51
61	000:01:00	27447	2,184.16
62	000:01:01	27810	2,213.05
63	000:01:02	28162	2,241.06
64	000:01:03	28514	2,269.07
65	000:01:04	28828	2,294.06
66	000:01:05	29163	2,320.72
67	000:01:06	29480	2,345.94
68	000:01:07	29771	2,369.10
69	000:01:08	30050	2,391.30
70	000:01:09	30322	2,412.95
71	000:01:10	30588	2,434.12
72	000:01:11	30808	2,451.62
73	000:01:12	30994	2,466.42
74	000:01:13	31105	2,475.26
75	000:01:14	31179	2,481.15
76	000:01:15	31223	2,484.65
77	000:01:16	31284	2,489.50
78	000:01:17	31268	2,488.23

HM Data Download - Concrete Test Results

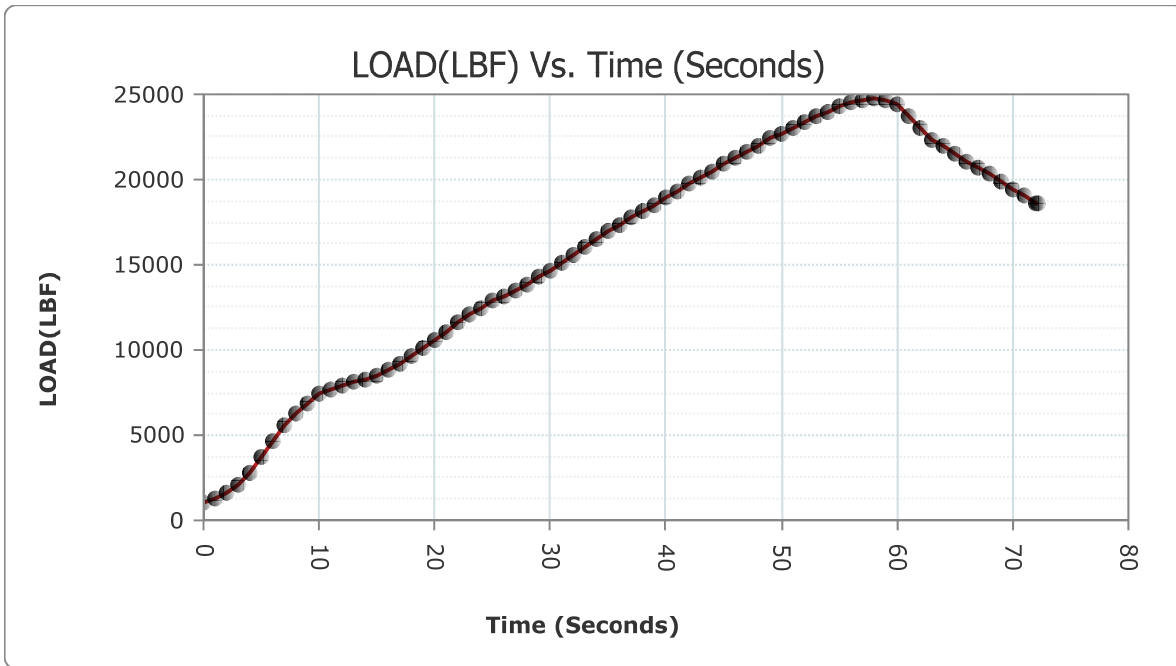
READ #	TIME	LOAD	STRESS (PSI)
79	000:01:18	31198	2,482.66
80	000:01:19	31046	2,470.56
81	000:01:20	30855	2,455.36
82	000:01:21	30607	2,435.63
83	000:01:22	30322	2,412.95
84	000:01:23	29830	2,373.80
85	000:01:23	21802	1,734.95

Concrete Test

Sample Identification: R2_2
 Machine ID: 6a127

Test Type: ASTM C39
 5/15/2020

TYPE	PEAK VALUES	UNITS
LOAD	24746	LBF
Diameter	4.00	IN
Length	8.00	IN
Cross-Sectional Area	12.57	IN ²
Sample Age	0.0	day(s)
Corrected Stress	1969.24	PSI
Average Pace Rate	370.54	LBF
Fracture Type	Type 1	
Correction Factor	1.000	
Temperature @ START	82.1	°F
Temperature @ FINISH	82.0	°F



READ #	TIME	LOAD	STRESS (PSI)
1	000:00:00	1025	81.57
2	000:00:01	1290	102.65

HM Data Download - Concrete Test Results

READ #	TIME	LOAD	STRESS (PSI)
3	000:00:02	1652	131.46
4	000:00:03	2117	168.47
5	000:00:04	2797	222.58
6	000:00:05	3676	292.53
7	000:00:06	4681	372.50
8	000:00:07	5595	445.24
9	000:00:08	6232	495.93
10	000:00:09	6883	547.73
11	000:00:10	7423	590.70
12	000:00:11	7729	615.05
13	000:00:12	7961	633.52
14	000:00:13	8111	645.45
15	000:00:14	8239	655.64
16	000:00:15	8488	675.45
17	000:00:16	8818	701.71
18	000:00:17	9197	731.87
19	000:00:18	9622	765.69
20	000:00:19	10089	802.86
21	000:00:20	10536	838.43
22	000:00:21	11074	881.24
23	000:00:22	11608	923.74
24	000:00:23	12068	960.34
25	000:00:24	12478	992.97
26	000:00:25	12861	1,023.45
27	000:00:26	13188	1,049.47
28	000:00:27	13506	1,074.77
29	000:00:28	13877	1,104.30
30	000:00:29	14278	1,136.21
31	000:00:30	14703	1,170.03
32	000:00:31	15146	1,205.28
33	000:00:32	15596	1,241.09
34	000:00:33	16008	1,273.88
35	000:00:34	16470	1,310.64
36	000:00:35	16928	1,347.09
37	000:00:36	17361	1,381.54
38	000:00:37	17773	1,414.33
39	000:00:38	18179	1,446.64
40	000:00:39	18536	1,475.05

HM Data Download - Concrete Test Results

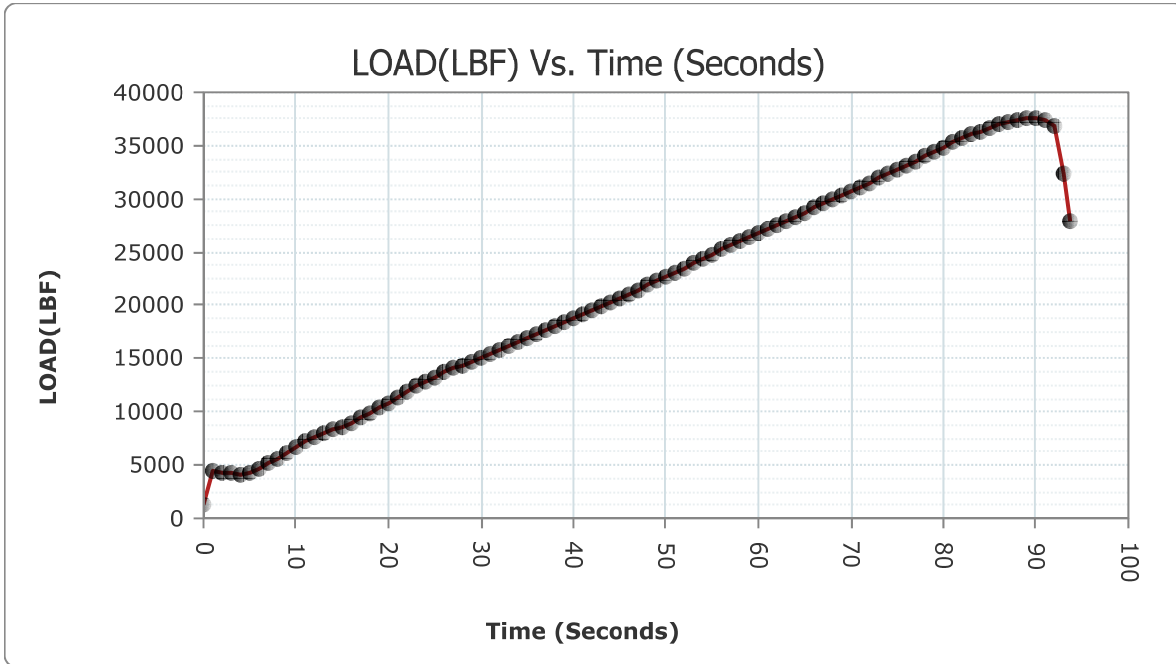
READ #	TIME	LOAD	STRESS (PSI)
41	000:00:40	18939	1,507.12
42	000:00:41	19339	1,538.95
43	000:00:42	19739	1,570.78
44	000:00:43	20138	1,602.53
45	000:00:44	20497	1,631.10
46	000:00:45	20891	1,662.45
47	000:00:46	21280	1,693.41
48	000:00:47	21659	1,723.57
49	000:00:48	22031	1,753.17
50	000:00:49	22391	1,781.82
51	000:00:50	22708	1,807.05
52	000:00:51	23053	1,834.50
53	000:00:52	23401	1,862.19
54	000:00:53	23729	1,888.29
55	000:00:54	24003	1,910.10
56	000:00:55	24273	1,931.58
57	000:00:56	24498	1,949.49
58	000:00:57	24666	1,962.86
59	000:00:58	24743	1,968.99
60	000:00:59	24698	1,965.40
61	000:01:00	24415	1,942.88
62	000:01:01	23774	1,891.87
63	000:01:02	23004	1,830.60
64	000:01:03	22378	1,780.78
65	000:01:04	21935	1,745.53
66	000:01:05	21507	1,711.47
67	000:01:06	21101	1,679.16
68	000:01:07	20700	1,647.25
69	000:01:08	20304	1,615.74
70	000:01:09	19875	1,581.60
71	000:01:10	19413	1,544.84
72	000:01:11	19012	1,512.93
73	000:01:12	18620	1,481.73
74	000:01:12	18553	1,476.40

Concrete Test

Sample Identification: R2_3
 Machine ID: 6a127

Test Type: ASTM C39
 5/15/2020

TYPE	PEAK VALUES	UNITS
LOAD	37589	LBF
Diameter	4.00	IN
Length	8.00	IN
Cross-Sectional Area	12.57	IN ²
Sample Age	0.0	day(s)
Corrected Stress	2991.21	PSI
Average Pace Rate	382.54	LBF
Fracture Type	Type 1	
Correction Factor	1.000	
Temperature @ START	81.8	°F
Temperature @ FINISH	82.1	°F



READ #	TIME	LOAD	STRESS (PSI)
1	000:00:00	1232	98.04
2	000:00:01	4450	354.12

HM Data Download - Concrete Test Results

READ #	TIME	LOAD	STRESS (PSI)
3	000:00:02	4288	341.23
4	000:00:03	4211	335.10
5	000:00:04	4157	330.80
6	000:00:05	4321	343.85
7	000:00:06	4683	372.66
8	000:00:07	5132	408.39
9	000:00:08	5628	447.86
10	000:00:09	6214	494.49
11	000:00:10	6782	539.69
12	000:00:11	7305	581.31
13	000:00:12	7713	613.78
14	000:00:13	8067	641.95
15	000:00:14	8341	663.76
16	000:00:15	8613	685.40
17	000:00:16	8955	712.62
18	000:00:17	9399	747.95
19	000:00:18	9891	787.10
20	000:00:19	10351	823.71
21	000:00:20	10867	864.77
22	000:00:21	11397	906.94
23	000:00:22	11930	949.36
24	000:00:23	12436	989.63
25	000:00:24	12894	1,026.07
26	000:00:25	13293	1,057.82
27	000:00:26	13696	1,089.89
28	000:00:27	14061	1,118.94
29	000:00:28	14414	1,147.03
30	000:00:29	14761	1,174.64
31	000:00:30	15113	1,202.65
32	000:00:31	15479	1,231.78
33	000:00:32	15809	1,258.04
34	000:00:33	16181	1,287.64
35	000:00:34	16552	1,317.17
36	000:00:35	16927	1,347.01
37	000:00:36	17303	1,376.93
38	000:00:37	17681	1,407.01
39	000:00:38	18022	1,434.15
40	000:00:39	18406	1,464.70

HM Data Download - Concrete Test Results

READ #	TIME	LOAD	STRESS (PSI)
41	000:00:40	18790	1,495.26
42	000:00:41	19177	1,526.06
43	000:00:42	19527	1,553.91
44	000:00:43	19914	1,584.71
45	000:00:44	20302	1,615.58
46	000:00:45	20698	1,647.09
47	000:00:46	21062	1,676.06
48	000:00:47	21479	1,709.24
49	000:00:48	21893	1,742.19
50	000:00:49	22315	1,775.77
51	000:00:50	22734	1,809.11
52	000:00:51	23153	1,842.46
53	000:00:52	23532	1,872.62
54	000:00:53	23959	1,906.60
55	000:00:54	24391	1,940.97
56	000:00:55	24836	1,976.39
57	000:00:56	25285	2,012.12
58	000:00:57	25706	2,045.62
59	000:00:58	26077	2,075.14
60	000:00:59	26469	2,106.34
61	000:01:00	26858	2,137.29
62	000:01:01	27232	2,167.05
63	000:01:02	27600	2,196.34
64	000:01:03	27979	2,226.50
65	000:01:04	28330	2,254.43
66	000:01:05	28721	2,285.54
67	000:01:06	29118	2,317.14
68	000:01:07	29516	2,348.81
69	000:01:08	29919	2,380.88
70	000:01:09	30327	2,413.35
71	000:01:10	30728	2,445.26
72	000:01:11	31094	2,474.38
73	000:01:12	31508	2,507.33
74	000:01:13	31925	2,540.51
75	000:01:14	32343	2,573.77
76	000:01:15	32752	2,606.32
77	000:01:16	33131	2,636.48
78	000:01:17	33552	2,669.98

HM Data Download - Concrete Test Results

READ #	TIME	LOAD	STRESS (PSI)
79	000:01:18	33980	2,704.04
80	000:01:19	34429	2,739.77
81	000:01:20	34854	2,773.59
82	000:01:21	35272	2,806.86
83	000:01:22	35635	2,835.74
84	000:01:23	36015	2,865.98
85	000:01:24	36364	2,893.76
86	000:01:25	36684	2,919.22
87	000:01:26	36971	2,942.06
88	000:01:27	37217	2,961.63
89	000:01:28	37396	2,975.88
90	000:01:29	37535	2,986.94
91	000:01:30	37588	2,991.16
92	000:01:31	37444	2,979.70
93	000:01:32	36893	2,935.85
94	000:01:33	32410	2,579.11
95	000:01:33	27865	2,217.43

Concrete Test

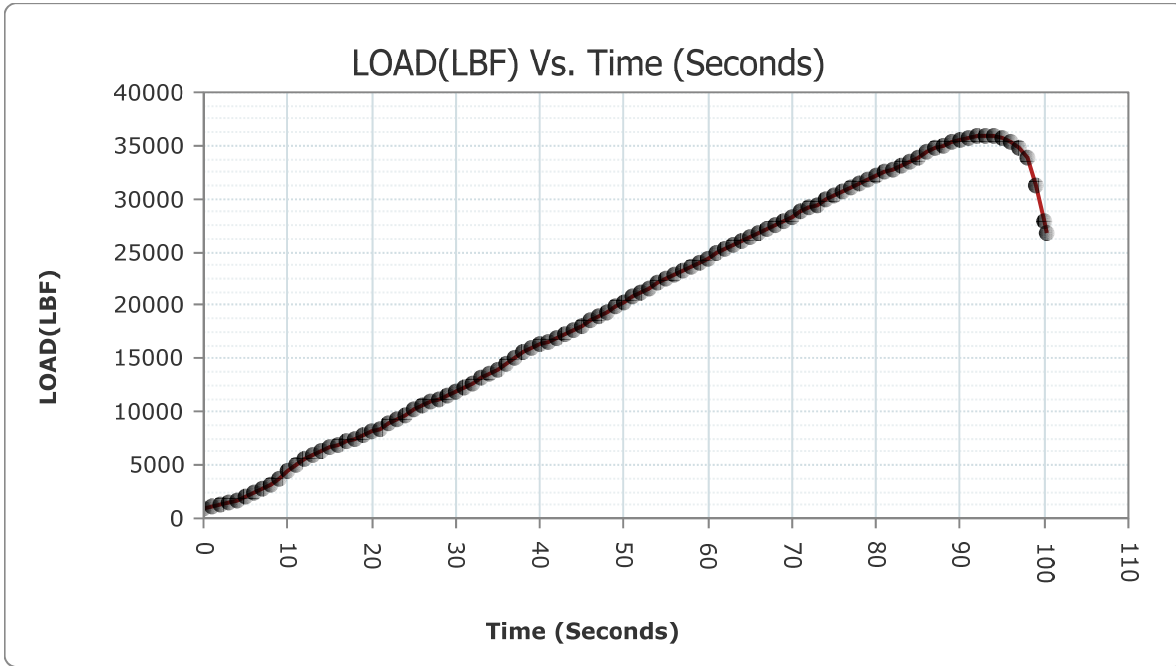
Sample Identification: R25_1

Machine ID: 6a127

Test Type: ASTM C39

5/15/2020

TYPE	PEAK VALUES	UNITS
LOAD	35921	LBF
Diameter	4.00	IN
Length	8.00	IN
Cross-Sectional Area	12.57	IN ²
Sample Age	0.0	day(s)
Corrected Stress	2858.48	PSI
Average Pace Rate	377.56	LBF
Fracture Type	Type 1	
Correction Factor	1.000	
Temperature @ START	82.1	°F
Temperature @ FINISH	82.4	°F



READ #	TIME	LOAD	STRESS (PSI)
1	000:00:00	1009	80.29
2	000:00:01	1118	88.97

HM Data Download - Concrete Test Results

READ #	TIME	LOAD	STRESS (PSI)
3	000:00:02	1266	100.75
4	000:00:03	1460	116.18
5	000:00:04	1707	135.84
6	000:00:05	2015	160.35
7	000:00:06	2385	189.79
8	000:00:07	2775	220.83
9	000:00:08	3229	256.96
10	000:00:09	3779	300.72
11	000:00:10	4398	349.98
12	000:00:11	4977	396.06
13	000:00:12	5524	439.59
14	000:00:13	5980	475.87
15	000:00:14	6378	507.55
16	000:00:15	6689	532.29
17	000:00:16	6953	553.30
18	000:00:17	7201	573.04
19	000:00:18	7471	594.52
20	000:00:19	7756	617.20
21	000:00:20	8114	645.69
22	000:00:21	8458	673.07
23	000:00:22	8868	705.69
24	000:00:23	9305	740.47
25	000:00:24	9735	774.69
26	000:00:25	10144	807.23
27	000:00:26	10533	838.19
28	000:00:27	10893	866.84
29	000:00:28	11211	892.14
30	000:00:29	11564	920.23
31	000:00:30	11950	950.95
32	000:00:31	12339	981.91
33	000:00:32	12735	1,013.42
34	000:00:33	13133	1,045.09
35	000:00:34	13501	1,074.38
36	000:00:35	13948	1,109.95
37	000:00:36	14477	1,152.04
38	000:00:37	15035	1,196.45
39	000:00:38	15553	1,237.67
40	000:00:39	15953	1,269.50

HM Data Download - Concrete Test Results

READ #	TIME	LOAD	STRESS (PSI)
41	000:00:40	16291	1,296.40
42	000:00:41	16614	1,322.10
43	000:00:42	16947	1,348.60
44	000:00:43	17324	1,378.60
45	000:00:44	17726	1,410.59
46	000:00:45	18098	1,440.19
47	000:00:46	18520	1,473.77
48	000:00:47	18951	1,508.07
49	000:00:48	19397	1,543.56
50	000:00:49	19860	1,580.41
51	000:00:50	20324	1,617.33
52	000:00:51	20798	1,655.05
53	000:00:52	21211	1,687.92
54	000:00:53	21659	1,723.57
55	000:00:54	22080	1,757.07
56	000:00:55	22489	1,789.62
57	000:00:56	22896	1,822.01
58	000:00:57	23293	1,853.60
59	000:00:58	23652	1,882.17
60	000:00:59	24049	1,913.76
61	000:01:00	24443	1,945.11
62	000:01:01	24848	1,977.34
63	000:01:02	25254	2,009.65
64	000:01:03	25655	2,041.56
65	000:01:04	26055	2,073.39
66	000:01:05	26416	2,102.12
67	000:01:06	26816	2,133.95
68	000:01:07	27214	2,165.62
69	000:01:08	27612	2,197.29
70	000:01:09	27967	2,225.54
71	000:01:10	28362	2,256.98
72	000:01:11	28752	2,288.01
73	000:01:12	29140	2,318.89
74	000:01:13	29488	2,346.58
75	000:01:14	29875	2,377.38
76	000:01:15	30263	2,408.25
77	000:01:16	30641	2,438.33
78	000:01:17	31018	2,468.33

HM Data Download - Concrete Test Results

READ #	TIME	LOAD	STRESS (PSI)
79	000:01:18	31357	2,495.31
80	000:01:19	31737	2,525.55
81	000:01:20	32107	2,554.99
82	000:01:21	32469	2,583.80
83	000:01:22	32825	2,612.13
84	000:01:23	33199	2,641.89
85	000:01:24	33541	2,669.11
86	000:01:25	33929	2,699.98
87	000:01:26	34330	2,731.89
88	000:01:27	34701	2,761.42
89	000:01:28	35031	2,787.68
90	000:01:29	35310	2,809.88
91	000:01:30	35539	2,828.10
92	000:01:31	35700	2,840.92
93	000:01:32	35849	2,852.77
94	000:01:33	35917	2,858.18
95	000:01:34	35878	2,855.08
96	000:01:35	35706	2,841.39
97	000:01:36	35367	2,814.42
98	000:01:37	34842	2,772.64
99	000:01:38	33870	2,695.29
100	000:01:39	31309	2,491.49
101	000:01:40	27868	2,217.67
102	000:01:40	26810	2,133.47

Concrete Test

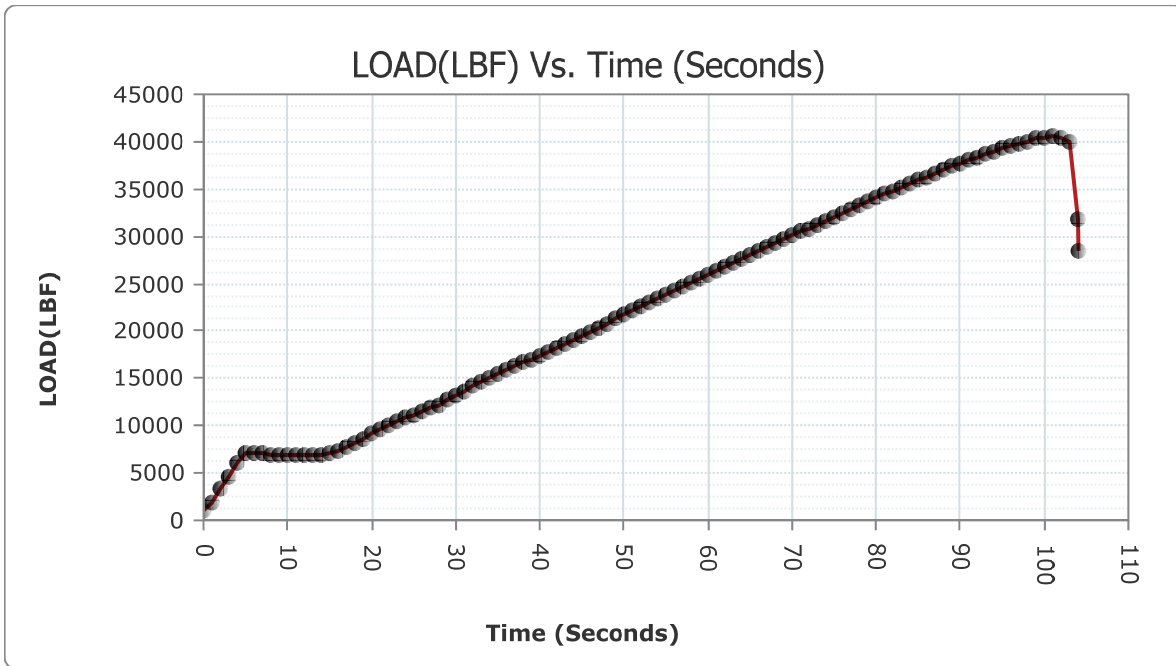
Sample Identification: R25_2

Machine ID: 6a127

Test Type: ASTM C39

5/15/2020

TYPE	PEAK VALUES	UNITS
LOAD	40556	LBF
Diameter	4.00	IN
Length	8.00	IN
Cross-Sectional Area	12.57	IN ²
Sample Age	0.0	day(s)
Corrected Stress	3227.31	PSI
Average Pace Rate	380.28	LBF
Fracture Type	Type 6	
Correction Factor	1.000	
Temperature @ START	82.5	°F
Temperature @ FINISH	82.6	°F



READ #	TIME	LOAD	STRESS (PSI)
1	000:00:00	1060	84.35
2	000:00:01	1969	156.69

HM Data Download - Concrete Test Results

READ #	TIME	LOAD	STRESS (PSI)
3	000:00:02	3310	263.40
4	000:00:03	4674	371.95
5	000:00:04	6088	484.47
6	000:00:05	7027	559.19
7	000:00:06	7096	564.68
8	000:00:07	7040	560.23
9	000:00:08	7002	557.20
10	000:00:09	6978	555.29
11	000:00:10	6954	553.38
12	000:00:11	6931	551.55
13	000:00:12	6908	549.72
14	000:00:13	6905	549.48
15	000:00:14	6995	556.64
16	000:00:15	7140	568.18
17	000:00:16	7346	584.58
18	000:00:17	7686	611.63
19	000:00:18	8069	642.11
20	000:00:19	8610	685.16
21	000:00:20	9227	734.26
22	000:00:21	9657	768.48
23	000:00:22	10087	802.70
24	000:00:23	10465	832.78
25	000:00:24	10836	862.30
26	000:00:25	11186	890.15
27	000:00:26	11536	918.01
28	000:00:27	11896	946.65
29	000:00:28	12244	974.35
30	000:00:29	12680	1,009.04
31	000:00:30	13158	1,047.08
32	000:00:31	13670	1,087.82
33	000:00:32	14194	1,129.52
34	000:00:33	14670	1,167.40
35	000:00:34	15058	1,198.28
36	000:00:35	15467	1,230.82
37	000:00:36	15863	1,262.34
38	000:00:37	16259	1,293.85
39	000:00:38	16652	1,325.12
40	000:00:39	17046	1,356.48

HM Data Download - Concrete Test Results

READ #	TIME	LOAD	STRESS (PSI)
41	000:00:40	17413	1,385.68
42	000:00:41	17820	1,418.07
43	000:00:42	18236	1,451.17
44	000:00:43	18660	1,484.92
45	000:00:44	19098	1,519.77
46	000:00:45	19533	1,554.39
47	000:00:46	19932	1,586.14
48	000:00:47	20374	1,621.31
49	000:00:48	20817	1,656.56
50	000:00:49	21260	1,691.82
51	000:00:50	21707	1,727.39
52	000:00:51	22162	1,763.60
53	000:00:52	22570	1,796.06
54	000:00:53	23013	1,831.32
55	000:00:54	23452	1,866.25
56	000:00:55	23893	1,901.34
57	000:00:56	24335	1,936.52
58	000:00:57	24762	1,970.50
59	000:00:58	25181	2,003.84
60	000:00:59	25557	2,033.76
61	000:01:00	25972	2,066.79
62	000:01:01	26392	2,100.21
63	000:01:02	26806	2,133.15
64	000:01:03	27220	2,166.10
65	000:01:04	27633	2,198.96
66	000:01:05	28007	2,228.73
67	000:01:06	28427	2,262.15
68	000:01:07	28844	2,295.33
69	000:01:08	29260	2,328.44
70	000:01:09	29635	2,358.28
71	000:01:10	30045	2,390.91
72	000:01:11	30460	2,423.93
73	000:01:12	30867	2,456.32
74	000:01:13	31241	2,486.08
75	000:01:14	31652	2,518.79
76	000:01:15	32064	2,551.57
77	000:01:16	32472	2,584.04
78	000:01:17	32877	2,616.27

HM Data Download - Concrete Test Results

READ #	TIME	LOAD	STRESS (PSI)
79	000:01:18	33238	2,645.00
80	000:01:19	33638	2,676.83
81	000:01:20	34035	2,708.42
82	000:01:21	34431	2,739.93
83	000:01:22	34818	2,770.73
84	000:01:23	35204	2,801.45
85	000:01:24	35586	2,831.84
86	000:01:25	35924	2,858.74
87	000:01:26	36300	2,888.66
88	000:01:27	36672	2,918.27
89	000:01:28	37036	2,947.23
90	000:01:29	37396	2,975.88
91	000:01:30	37743	3,003.49
92	000:01:31	38053	3,028.16
93	000:01:32	38383	3,054.42
94	000:01:33	38705	3,080.05
95	000:01:34	39011	3,104.40
96	000:01:35	39306	3,127.87
97	000:01:36	39590	3,150.47
98	000:01:37	39857	3,171.72
99	000:01:38	40079	3,189.39
100	000:01:39	40291	3,206.26
101	000:01:40	40467	3,220.26
102	000:01:41	40555	3,227.26
103	000:01:42	40461	3,219.78
104	000:01:43	39968	3,180.55
105	000:01:44	31888	2,537.57
106	000:01:44	28532	2,270.50

Concrete Test

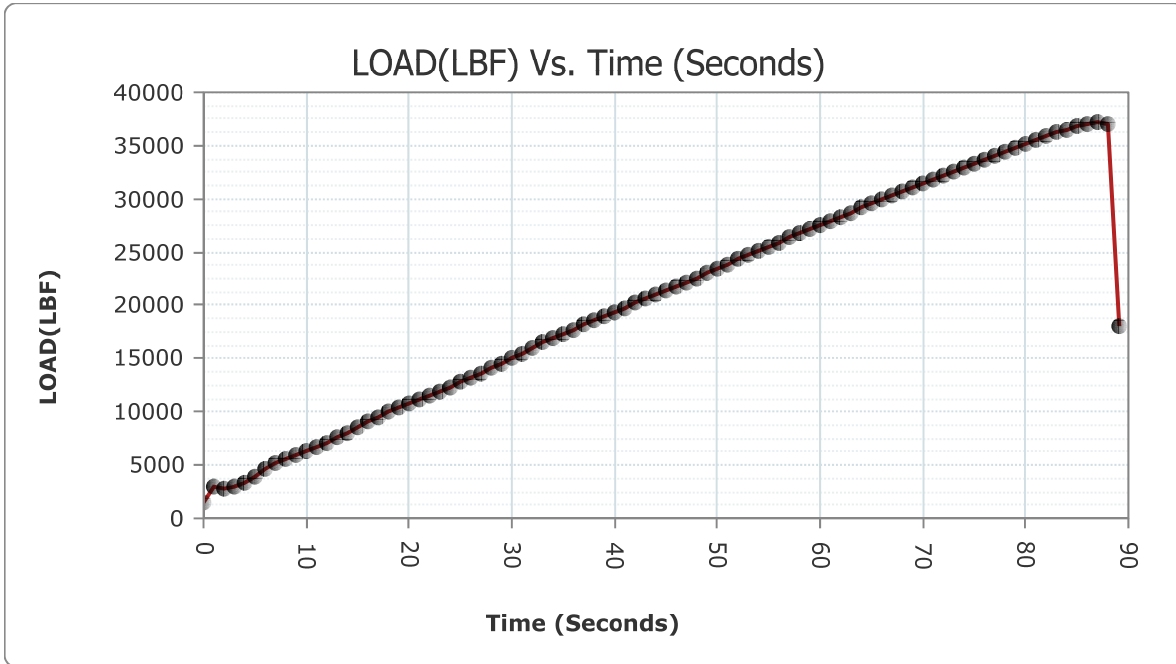
Sample Identification: R25_3

Machine ID: 6a127

Test Type: ASTM C39

5/15/2020

TYPE	PEAK VALUES	UNITS
LOAD	37172	LBF
Diameter	4.00	IN
Length	8.00	IN
Cross-Sectional Area	12.57	IN ²
Sample Age	0.0	day(s)
Corrected Stress	2958.06	PSI
Average Pace Rate	385.25	LBF
Fracture Type	Type 6	
Correction Factor	1.000	
Temperature @ START	82.9	°F
Temperature @ FINISH	82.9	°F



READ #	TIME	LOAD	STRESS (PSI)
1	000:00:00	1578	125.57
2	000:00:01	2895	230.38

HM Data Download - Concrete Test Results

READ #	TIME	LOAD	STRESS (PSI)
3	000:00:02	2794	222.34
4	000:00:03	2973	236.58
5	000:00:04	3362	267.54
6	000:00:05	3983	316.96
7	000:00:06	4635	368.84
8	000:00:07	5259	418.50
9	000:00:08	5604	445.95
10	000:00:09	5936	472.37
11	000:00:10	6271	499.03
12	000:00:11	6642	528.55
13	000:00:12	7104	565.32
14	000:00:13	7595	604.39
15	000:00:14	8059	641.31
16	000:00:15	8589	683.49
17	000:00:16	9071	721.85
18	000:00:17	9546	759.65
19	000:00:18	9993	795.22
20	000:00:19	10386	826.49
21	000:00:20	10797	859.20
22	000:00:21	11181	889.76
23	000:00:22	11580	921.51
24	000:00:23	11936	949.84
25	000:00:24	12338	981.83
26	000:00:25	12767	1,015.97
27	000:00:26	13212	1,051.38
28	000:00:27	13634	1,084.96
29	000:00:28	14114	1,123.16
30	000:00:29	14597	1,161.59
31	000:00:30	15084	1,200.35
32	000:00:31	15525	1,235.44
33	000:00:32	16021	1,274.91
34	000:00:33	16502	1,313.19
35	000:00:34	16957	1,349.40
36	000:00:35	17343	1,380.11
37	000:00:36	17751	1,412.58
38	000:00:37	18157	1,444.89
39	000:00:38	18567	1,477.51
40	000:00:39	18937	1,506.96

HM Data Download - Concrete Test Results

READ #	TIME	LOAD	STRESS (PSI)
41	000:00:40	19352	1,539.98
42	000:00:41	19773	1,573.49
43	000:00:42	20189	1,606.59
44	000:00:43	20562	1,636.27
45	000:00:44	20975	1,669.14
46	000:00:45	21386	1,701.84
47	000:00:46	21807	1,735.35
48	000:00:47	22180	1,765.03
49	000:00:48	22598	1,798.29
50	000:00:49	23031	1,832.75
51	000:00:50	23470	1,867.68
52	000:00:51	23854	1,898.24
53	000:00:52	24282	1,932.30
54	000:00:53	24705	1,965.96
55	000:00:54	25132	1,999.94
56	000:00:55	25511	2,030.10
57	000:00:56	25934	2,063.76
58	000:00:57	26348	2,096.71
59	000:00:58	26765	2,129.89
60	000:00:59	27138	2,159.57
61	000:01:00	27549	2,192.28
62	000:01:01	27956	2,224.67
63	000:01:02	28359	2,256.74
64	000:01:03	28729	2,286.18
65	000:01:04	29132	2,318.25
66	000:01:05	29534	2,350.24
67	000:01:06	29929	2,381.67
68	000:01:07	30283	2,409.84
69	000:01:08	30673	2,440.88
70	000:01:09	31055	2,471.28
71	000:01:10	31434	2,501.44
72	000:01:11	31768	2,528.02
73	000:01:12	32135	2,557.22
74	000:01:13	32498	2,586.11
75	000:01:14	32873	2,615.95
76	000:01:15	33210	2,642.77
77	000:01:16	33612	2,674.76
78	000:01:17	34043	2,709.06

HM Data Download - Concrete Test Results

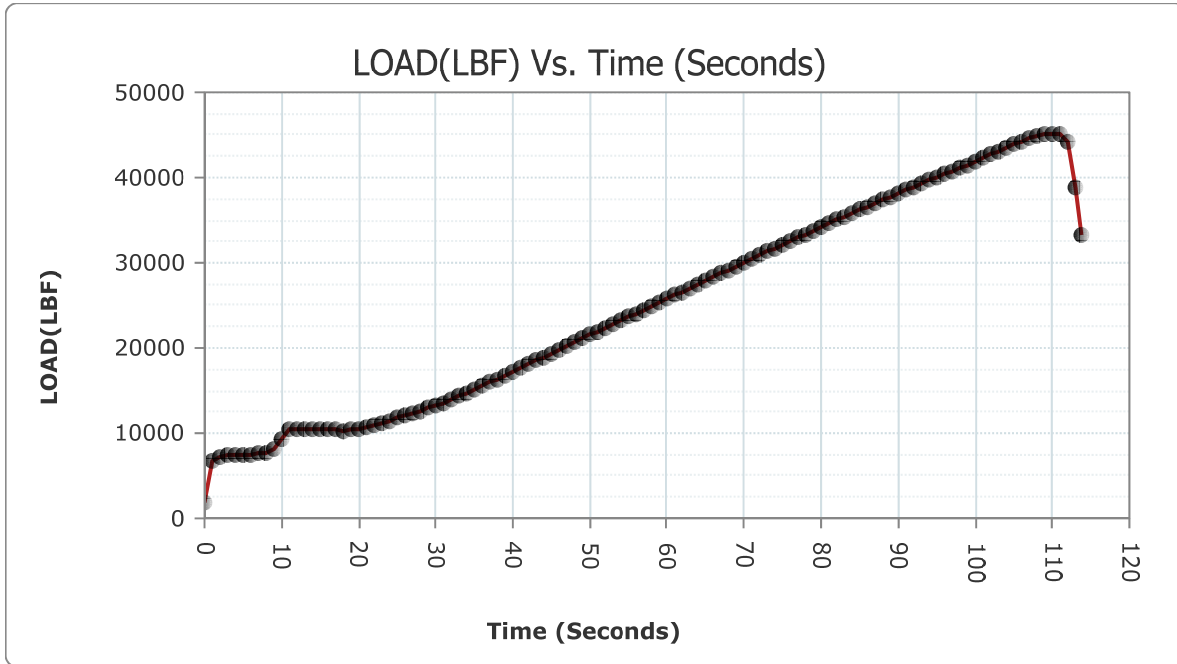
READ #	TIME	LOAD	STRESS (PSI)
79	000:01:18	34468	2,742.88
80	000:01:19	34843	2,772.72
81	000:01:20	35233	2,803.75
82	000:01:21	35596	2,832.64
83	000:01:22	35939	2,859.93
84	000:01:23	36232	2,883.25
85	000:01:24	36548	2,908.40
86	000:01:25	36838	2,931.47
87	000:01:26	37059	2,949.06
88	000:01:27	37170	2,957.89
89	000:01:28	37069	2,949.86
90	000:01:29	18093	1,439.80

Concrete Test

Sample Identification: R3_1
 Machine ID: 6a127

Test Type: ASTM C39
 5/15/2020

TYPE	PEAK VALUES	UNITS
LOAD	45180	LBF
Diameter	4.00	IN
Length	8.00	IN
Cross-Sectional Area	12.57	IN ²
Sample Age	0.0	day(s)
Corrected Stress	3595.32	PSI
Average Pace Rate	398.72	LBF
Fracture Type	Type 6	
Correction Factor	1.000	
Temperature @ START	82.7	°F
Temperature @ FINISH	83.2	°F



READ #	TIME	LOAD	STRESS (PSI)
1	000:00:00	1809	143.96
2	000:00:01	6828	543.35

HM Data Download - Concrete Test Results

READ #	TIME	LOAD	STRESS (PSI)
3	000:00:02	7135	567.79
4	000:00:03	7492	596.19
5	000:00:04	7409	589.59
6	000:00:05	7412	589.83
7	000:00:06	7465	594.05
8	000:00:07	7577	602.96
9	000:00:08	7727	614.90
10	000:00:09	8210	653.33
11	000:00:10	9339	743.17
12	000:00:11	10381	826.09
13	000:00:12	10493	835.01
14	000:00:13	10444	831.11
15	000:00:14	10424	829.52
16	000:00:15	10400	827.61
17	000:00:16	10375	825.62
18	000:00:17	10354	823.95
19	000:00:18	10337	822.59
20	000:00:19	10379	825.93
21	000:00:20	10462	832.54
22	000:00:21	10643	846.94
23	000:00:22	10932	869.94
24	000:00:23	11216	892.54
25	000:00:24	11457	911.72
26	000:00:25	11770	936.63
27	000:00:26	12048	958.75
28	000:00:27	12347	982.54
29	000:00:28	12664	1,007.77
30	000:00:29	12948	1,030.37
31	000:00:30	13214	1,051.54
32	000:00:31	13543	1,077.72
33	000:00:32	13928	1,108.35
34	000:00:33	14322	1,139.71
35	000:00:34	14674	1,167.72
36	000:00:35	15094	1,201.14
37	000:00:36	15532	1,236.00
38	000:00:37	15970	1,270.85
39	000:00:38	16393	1,304.51
40	000:00:39	16817	1,338.25

HM Data Download - Concrete Test Results

READ #	TIME	LOAD	STRESS (PSI)
41	000:00:40	17204	1,369.05
42	000:00:41	17637	1,403.51
43	000:00:42	18069	1,437.89
44	000:00:43	18502	1,472.34
45	000:00:44	18943	1,507.44
46	000:00:45	19381	1,542.29
47	000:00:46	19821	1,577.31
48	000:00:47	20219	1,608.98
49	000:00:48	20664	1,644.39
50	000:00:49	21109	1,679.80
51	000:00:50	21551	1,714.97
52	000:00:51	21939	1,745.85
53	000:00:52	22362	1,779.51
54	000:00:53	22790	1,813.57
55	000:00:54	23211	1,847.07
56	000:00:55	23639	1,881.13
57	000:00:56	24058	1,914.47
58	000:00:57	24485	1,948.45
59	000:00:58	24871	1,979.17
60	000:00:59	25297	2,013.07
61	000:01:00	25730	2,047.53
62	000:01:01	26166	2,082.22
63	000:01:02	26604	2,117.08
64	000:01:03	27044	2,152.09
65	000:01:04	27437	2,183.37
66	000:01:05	27873	2,218.06
67	000:01:06	28308	2,252.68
68	000:01:07	28745	2,287.45
69	000:01:08	29179	2,321.99
70	000:01:09	29612	2,356.45
71	000:01:10	30002	2,387.48
72	000:01:11	30432	2,421.70
73	000:01:12	30862	2,455.92
74	000:01:13	31294	2,490.30
75	000:01:14	31718	2,524.04
76	000:01:15	32142	2,557.78
77	000:01:16	32564	2,591.36
78	000:01:17	32947	2,621.84

HM Data Download - Concrete Test Results

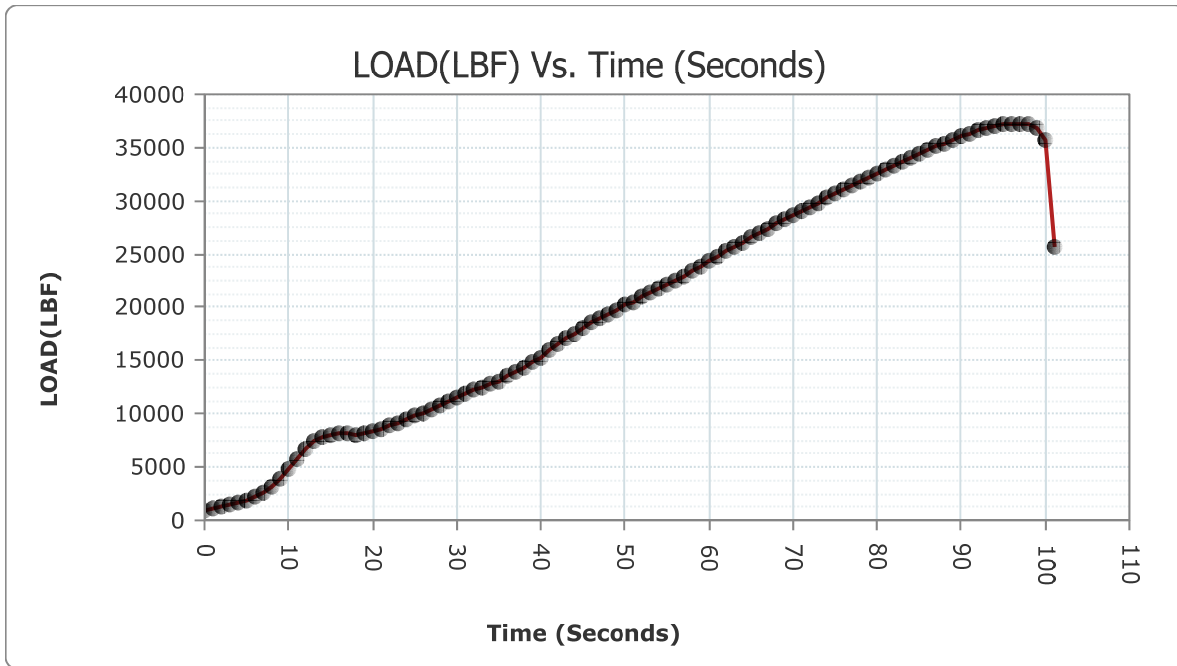
READ #	TIME	LOAD	STRESS (PSI)
79	000:01:18	33367	2,655.26
80	000:01:19	33786	2,688.60
81	000:01:20	34207	2,722.11
82	000:01:21	34620	2,754.97
83	000:01:22	35034	2,787.92
84	000:01:23	35403	2,817.28
85	000:01:24	35811	2,849.75
86	000:01:25	36218	2,882.14
87	000:01:26	36618	2,913.97
88	000:01:27	37019	2,945.88
89	000:01:28	37374	2,974.13
90	000:01:29	37767	3,005.40
91	000:01:30	38158	3,036.52
92	000:01:31	38540	3,066.92
93	000:01:32	38884	3,094.29
94	000:01:33	39269	3,124.93
95	000:01:34	39654	3,155.56
96	000:01:35	40027	3,185.25
97	000:01:36	40392	3,214.29
98	000:01:37	40712	3,239.76
99	000:01:38	41086	3,269.52
100	000:01:39	41465	3,299.68
101	000:01:40	41869	3,331.83
102	000:01:41	42278	3,364.38
103	000:01:42	42707	3,398.52
104	000:01:43	43086	3,428.68
105	000:01:44	43493	3,461.06
106	000:01:45	43885	3,492.26
107	000:01:46	44255	3,521.70
108	000:01:47	44610	3,549.95
109	000:01:48	44895	3,572.63
110	000:01:49	45089	3,588.07
111	000:01:50	45178	3,595.15
112	000:01:51	45049	3,584.89
113	000:01:52	44137	3,512.31
114	000:01:53	38928	3,097.79
115	000:01:53	33266	2,647.22

Concrete Test

Sample Identification: R3_2
 Machine ID: 6a127

Test Type: ASTM C39
 5/15/2020

TYPE	PEAK VALUES	UNITS
LOAD	37279	LBF
Diameter	4.00	IN
Length	8.00	IN
Cross-Sectional Area	12.57	IN ²
Sample Age	0.0	day(s)
Corrected Stress	2966.60	PSI
Average Pace Rate	373.97	LBF
Fracture Type	Type 6	
Correction Factor	1.000	
Temperature @ START	83.2	°F
Temperature @ FINISH	83.4	°F



READ #	TIME	LOAD	STRESS (PSI)
1	000:00:00	1003	79.82
2	000:00:01	1189	94.62

HM Data Download - Concrete Test Results

READ #	TIME	LOAD	STRESS (PSI)
3	000:00:02	1338	106.47
4	000:00:03	1501	119.45
5	000:00:04	1702	135.44
6	000:00:05	1938	154.22
7	000:00:06	2303	183.27
8	000:00:07	2659	211.60
9	000:00:08	3117	248.04
10	000:00:09	3860	307.17
11	000:00:10	4807	382.53
12	000:00:11	5793	460.99
13	000:00:12	6669	530.70
14	000:00:13	7377	587.04
15	000:00:14	7722	614.50
16	000:00:15	7986	635.51
17	000:00:16	8153	648.80
18	000:00:17	8102	644.74
19	000:00:18	8092	643.94
20	000:00:19	8218	653.97
21	000:00:20	8386	667.34
22	000:00:21	8623	686.20
23	000:00:22	8894	707.76
24	000:00:23	9190	731.32
25	000:00:24	9466	753.28
26	000:00:25	9783	778.51
27	000:00:26	10112	804.69
28	000:00:27	10434	830.31
29	000:00:28	10729	853.79
30	000:00:29	11089	882.43
31	000:00:30	11470	912.75
32	000:00:31	11842	942.36
33	000:00:32	12198	970.69
34	000:00:33	12514	995.83
35	000:00:34	12799	1,018.51
36	000:00:35	13109	1,043.18
37	000:00:36	13506	1,074.77
38	000:00:37	13931	1,108.59
39	000:00:38	14375	1,143.93
40	000:00:39	14875	1,183.71

HM Data Download - Concrete Test Results

READ #	TIME	LOAD	STRESS (PSI)
41	000:00:40	15346	1,221.20
42	000:00:41	15915	1,266.48
43	000:00:42	16476	1,311.12
44	000:00:43	17032	1,355.36
45	000:00:44	17529	1,394.91
46	000:00:45	18053	1,436.61
47	000:00:46	18546	1,475.84
48	000:00:47	18984	1,510.70
49	000:00:48	19413	1,544.84
50	000:00:49	19805	1,576.03
51	000:00:50	20195	1,607.07
52	000:00:51	20546	1,635.00
53	000:00:52	20939	1,666.27
54	000:00:53	21330	1,697.39
55	000:00:54	21725	1,728.82
56	000:00:55	22122	1,760.41
57	000:00:56	22559	1,795.19
58	000:00:57	22970	1,827.89
59	000:00:58	23428	1,864.34
60	000:00:59	23885	1,900.71
61	000:01:00	24338	1,936.76
62	000:01:01	24794	1,973.04
63	000:01:02	25243	2,008.77
64	000:01:03	25687	2,044.11
65	000:01:04	26086	2,075.86
66	000:01:05	26527	2,110.95
67	000:01:06	26968	2,146.05
68	000:01:07	27404	2,180.74
69	000:01:08	27835	2,215.04
70	000:01:09	28257	2,248.62
71	000:01:10	28629	2,278.22
72	000:01:11	29042	2,311.09
73	000:01:12	29447	2,343.32
74	000:01:13	29854	2,375.71
75	000:01:14	30256	2,407.70
76	000:01:15	30653	2,439.29
77	000:01:16	31013	2,467.94
78	000:01:17	31412	2,499.69

HM Data Download - Concrete Test Results

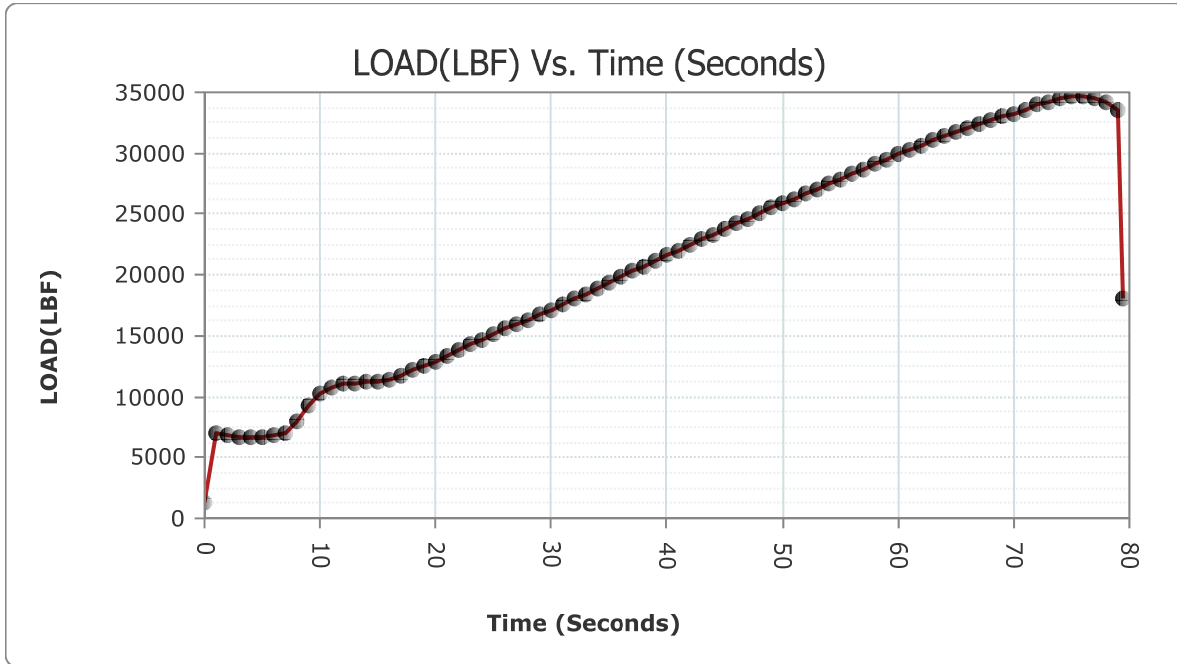
READ #	TIME	LOAD	STRESS (PSI)
79	000:01:18	31806	2,531.04
80	000:01:19	32193	2,561.84
81	000:01:20	32574	2,592.16
82	000:01:21	32952	2,622.24
83	000:01:22	33292	2,649.29
84	000:01:23	33659	2,678.50
85	000:01:24	34020	2,707.23
86	000:01:25	34375	2,735.48
87	000:01:26	34709	2,762.05
88	000:01:27	35073	2,791.02
89	000:01:28	35422	2,818.79
90	000:01:29	35758	2,845.53
91	000:01:30	36036	2,867.65
92	000:01:31	36318	2,890.09
93	000:01:32	36574	2,910.47
94	000:01:33	36804	2,928.77
95	000:01:34	37001	2,944.45
96	000:01:35	37154	2,956.62
97	000:01:36	37244	2,963.78
98	000:01:37	37278	2,966.49
99	000:01:38	37192	2,959.65
100	000:01:39	36878	2,934.66
101	000:01:40	35806	2,849.35
102	000:01:41	25614	2,038.30

Concrete Test

Sample Identification: R3_3
 Machine ID: 6a127

Test Type: ASTM C39
 5/15/2020

TYPE	PEAK VALUES	UNITS
LOAD	34757	LBF
Diameter	4.00	IN
Length	8.00	IN
Cross-Sectional Area	12.57	IN ²
Sample Age	0.0	day(s)
Corrected Stress	2765.89	PSI
Average Pace Rate	390.16	LBF
Fracture Type	Type 6	
Correction Factor	1.000	
Temperature @ START	83.4	°F
Temperature @ FINISH	83.3	°F



READ #	TIME	LOAD	STRESS (PSI)
1	000:00:00	1230	97.88
2	000:00:01	7039	560.15

HM Data Download - Concrete Test Results

READ #	TIME	LOAD	STRESS (PSI)
3	000:00:02	6841	544.39
4	000:00:03	6723	535.00
5	000:00:04	6635	528.00
6	000:00:05	6677	531.34
7	000:00:06	6829	543.43
8	000:00:07	7056	561.50
9	000:00:08	8005	637.02
10	000:00:09	9214	733.23
11	000:00:10	10180	810.10
12	000:00:11	10755	855.86
13	000:00:12	11041	878.61
14	000:00:13	11134	886.02
15	000:00:14	11166	888.56
16	000:00:15	11225	893.26
17	000:00:16	11409	907.90
18	000:00:17	11743	934.48
19	000:00:18	12136	965.75
20	000:00:19	12532	997.26
21	000:00:20	12935	1,029.33
22	000:00:21	13376	1,064.43
23	000:00:22	13820	1,099.76
24	000:00:23	14271	1,135.65
25	000:00:24	14719	1,171.30
26	000:00:25	15163	1,206.63
27	000:00:26	15552	1,237.59
28	000:00:27	15930	1,267.67
29	000:00:28	16324	1,299.02
30	000:00:29	16728	1,331.17
31	000:00:30	17143	1,364.20
32	000:00:31	17574	1,398.49
33	000:00:32	18022	1,434.15
34	000:00:33	18428	1,466.45
35	000:00:34	18885	1,502.82
36	000:00:35	19356	1,540.30
37	000:00:36	19823	1,577.46
38	000:00:37	20285	1,614.23
39	000:00:38	20735	1,650.04
40	000:00:39	21142	1,682.43

HM Data Download - Concrete Test Results

READ #	TIME	LOAD	STRESS (PSI)
41	000:00:40	21586	1,717.76
42	000:00:41	22037	1,753.65
43	000:00:42	22485	1,789.30
44	000:00:43	22938	1,825.35
45	000:00:44	23342	1,857.50
46	000:00:45	23791	1,893.23
47	000:00:46	24247	1,929.51
48	000:00:47	24652	1,961.74
49	000:00:48	25082	1,995.96
50	000:00:49	25508	2,029.86
51	000:00:50	25917	2,062.41
52	000:00:51	26283	2,091.53
53	000:00:52	26684	2,123.45
54	000:00:53	27084	2,155.28
55	000:00:54	27495	2,187.98
56	000:00:55	27901	2,220.29
57	000:00:56	28309	2,252.76
58	000:00:57	28675	2,281.88
59	000:00:58	29084	2,314.43
60	000:00:59	29488	2,346.58
61	000:01:00	29879	2,377.70
62	000:01:01	30267	2,408.57
63	000:01:02	30650	2,439.05
64	000:01:03	31024	2,468.81
65	000:01:04	31350	2,494.75
66	000:01:05	31707	2,523.16
67	000:01:06	32053	2,550.70
68	000:01:07	32390	2,577.51
69	000:01:08	32711	2,603.06
70	000:01:09	33014	2,627.17
71	000:01:10	33273	2,647.78
72	000:01:11	33612	2,674.76
73	000:01:12	33959	2,702.37
74	000:01:13	34261	2,726.40
75	000:01:14	34505	2,745.82
76	000:01:15	34700	2,761.34
77	000:01:16	34745	2,764.92
78	000:01:17	34588	2,752.43

HM Data Download - Concrete Test Results

READ #	TIME	LOAD	STRESS (PSI)
79	000:01:18	34262	2,726.48
80	000:01:19	33615	2,675.00
81	000:01:19	18019	1,433.91

Concrete Test

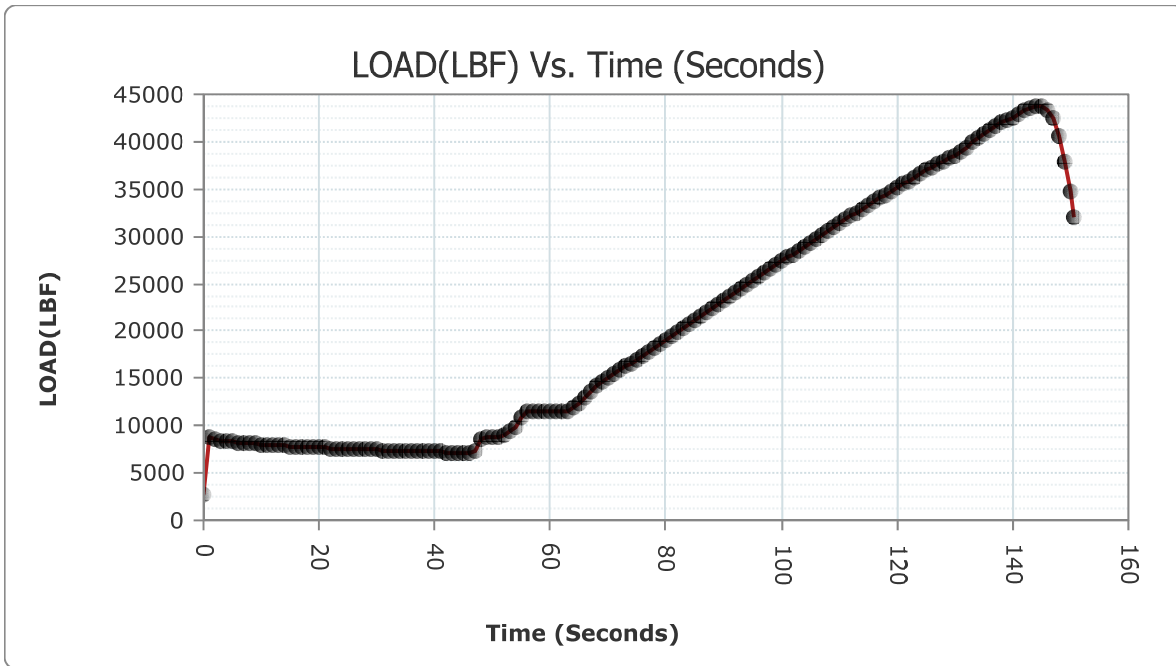
Sample Identification: R35_1

Machine ID: 6a127

Test Type: ASTM C39

5/15/2020

TYPE	PEAK VALUES	UNITS
LOAD	43763	LBF
Diameter	4.00	IN
Length	8.00	IN
Cross-Sectional Area	12.57	IN ²
Sample Age	0.0	day(s)
Corrected Stress	3482.54	PSI
Average Pace Rate	386.47	LBF
Fracture Type	Type 4	
Correction Factor	1.000	
Temperature @ START	84.6	°F
Temperature @ FINISH	85.4	°F



READ #	TIME	LOAD	STRESS (PSI)
1	000:00:00	2690	214.06
2	000:00:01	8858	704.90

HM Data Download - Concrete Test Results

READ #	TIME	LOAD	STRESS (PSI)
3	000:00:02	8608	685.00
4	000:00:03	8471	674.10
5	000:00:04	8369	665.98
6	000:00:05	8297	660.25
7	000:00:06	8227	654.68
8	000:00:07	8171	650.23
9	000:00:08	8114	645.69
10	000:00:09	8069	642.11
11	000:00:10	8026	638.69
12	000:00:11	7981	635.11
13	000:00:12	7939	631.77
14	000:00:13	7905	629.06
15	000:00:14	7867	626.04
16	000:00:15	7832	623.25
17	000:00:16	7798	620.55
18	000:00:17	7768	618.16
19	000:00:18	7739	615.85
20	000:00:19	7709	613.46
21	000:00:20	7677	610.92
22	000:00:21	7653	609.01
23	000:00:22	7627	606.94
24	000:00:23	7599	604.71
25	000:00:24	7574	602.72
26	000:00:25	7551	600.89
27	000:00:26	7528	599.06
28	000:00:27	7503	597.07
29	000:00:28	7479	595.16
30	000:00:29	7453	593.09
31	000:00:30	7438	591.90
32	000:00:31	7417	590.23
33	000:00:32	7396	588.55
34	000:00:33	7371	586.57
35	000:00:34	7354	585.21
36	000:00:35	7336	583.78
37	000:00:36	7314	582.03
38	000:00:37	7296	580.60
39	000:00:38	7281	579.40
40	000:00:39	7261	577.81

HM Data Download - Concrete Test Results

READ #	TIME	LOAD	STRESS (PSI)
41	000:00:40	7243	576.38
42	000:00:41	7224	574.87
43	000:00:42	7206	573.44
44	000:00:43	7193	572.40
45	000:00:44	7174	570.89
46	000:00:45	7156	569.46
47	000:00:46	7144	568.50
48	000:00:47	7345	584.50
49	000:00:48	8496	676.09
50	000:00:49	8789	699.41
51	000:00:50	8792	699.65
52	000:00:51	8859	704.98
53	000:00:52	9016	717.47
54	000:00:53	9336	742.94
55	000:00:54	9937	790.76
56	000:00:55	10781	857.92
57	000:00:56	11450	911.16
58	000:00:57	11460	911.96
59	000:00:58	11458	911.80
60	000:00:59	11465	912.36
61	000:01:00	11482	913.71
62	000:01:01	11507	915.70
63	000:01:02	11540	918.32
64	000:01:03	11579	921.43
65	000:01:04	11859	943.71
66	000:01:05	12420	988.35
67	000:01:06	13079	1,040.79
68	000:01:07	13640	1,085.44
69	000:01:08	14188	1,129.05
70	000:01:09	14697	1,169.55
71	000:01:10	15092	1,200.98
72	000:01:11	15484	1,232.18
73	000:01:12	15874	1,263.21
74	000:01:13	16262	1,294.09
75	000:01:14	16605	1,321.38
76	000:01:15	16990	1,352.02
77	000:01:16	17381	1,383.14
78	000:01:17	17799	1,416.40

HM Data Download - Concrete Test Results

READ #	TIME	LOAD	STRESS (PSI)
79	000:01:18	18195	1,447.91
80	000:01:19	18633	1,482.77
81	000:01:20	19072	1,517.70
82	000:01:21	19499	1,551.68
83	000:01:22	19874	1,581.52
84	000:01:23	20300	1,615.42
85	000:01:24	20722	1,649.00
86	000:01:25	21147	1,682.82
87	000:01:26	21530	1,713.30
88	000:01:27	21959	1,747.44
89	000:01:28	22382	1,781.10
90	000:01:29	22811	1,815.24
91	000:01:30	23196	1,845.88
92	000:01:31	23621	1,879.70
93	000:01:32	24046	1,913.52
94	000:01:33	24470	1,947.26
95	000:01:34	24852	1,977.66
96	000:01:35	25275	2,011.32
97	000:01:36	25702	2,045.30
98	000:01:37	26122	2,078.72
99	000:01:38	26502	2,108.96
100	000:01:39	26928	2,142.86
101	000:01:40	27342	2,175.81
102	000:01:41	27763	2,209.31
103	000:01:42	28148	2,239.95
104	000:01:43	28567	2,273.29
105	000:01:44	28982	2,306.31
106	000:01:45	29353	2,335.84
107	000:01:46	29763	2,368.46
108	000:01:47	30171	2,400.93
109	000:01:48	30580	2,433.48
110	000:01:49	30944	2,462.45
111	000:01:50	31347	2,494.51
112	000:01:51	31747	2,526.35
113	000:01:52	32146	2,558.10
114	000:01:53	32503	2,586.51
115	000:01:54	32897	2,617.86
116	000:01:55	33287	2,648.90

HM Data Download - Concrete Test Results

READ #	TIME	LOAD	STRESS (PSI)
117	000:01:56	33676	2,679.85
118	000:01:57	34064	2,710.73
119	000:01:58	34418	2,738.90
120	000:01:59	34799	2,769.22
121	000:02:00	35181	2,799.61
122	000:02:01	35559	2,829.70
123	000:02:02	35893	2,856.27
124	000:02:03	36258	2,885.32
125	000:02:04	36620	2,914.13
126	000:02:05	36976	2,942.46
127	000:02:06	37293	2,967.68
128	000:02:07	37638	2,995.14
129	000:02:08	37981	3,022.43
130	000:02:09	38313	3,048.85
131	000:02:10	38607	3,072.25
132	000:02:11	38957	3,100.10
133	000:02:12	39443	3,138.77
134	000:02:13	39945	3,178.72
135	000:02:14	40371	3,212.62
136	000:02:15	40828	3,248.99
137	000:02:16	41260	3,283.37
138	000:02:17	41654	3,314.72
139	000:02:18	41976	3,340.34
140	000:02:19	42282	3,364.69
141	000:02:20	42564	3,387.14
142	000:02:21	42925	3,415.86
143	000:02:22	43248	3,441.57
144	000:02:23	43559	3,466.32
145	000:02:24	43750	3,481.51
146	000:02:25	43666	3,474.83
147	000:02:26	43276	3,443.79
148	000:02:27	42396	3,373.77
149	000:02:28	40544	3,226.39
150	000:02:29	37793	3,007.47
151	000:02:30	34649	2,757.28
152	000:02:30	31923	2,540.35

Concrete Test

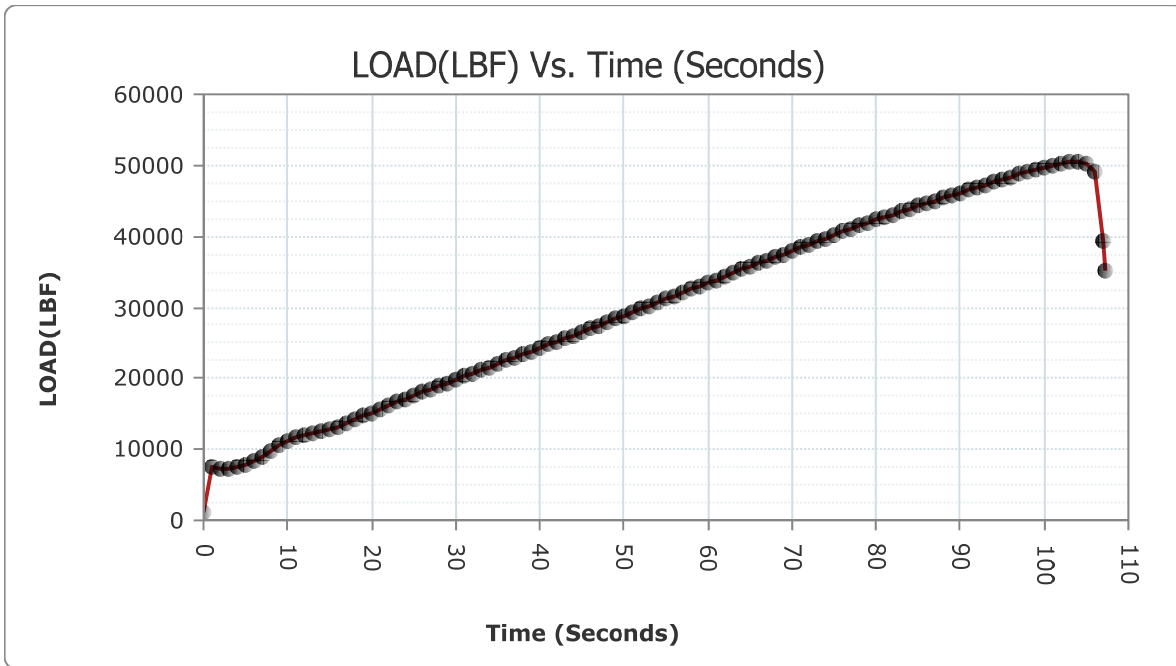
Sample Identification: R35_2

Machine ID: 6a127

Test Type: ASTM C39

5/15/2020

TYPE	PEAK VALUES	UNITS
LOAD	50464	LBF
Diameter	4.00	IN
Length	8.00	IN
Cross-Sectional Area	12.57	IN ²
Sample Age	0.0	day(s)
Corrected Stress	4015.79	PSI
Average Pace Rate	414.64	LBF
Fracture Type	Type 4	
Correction Factor	1.000	
Temperature @ START	85.6	°F
Temperature @ FINISH	85.9	°F



READ #	TIME	LOAD	STRESS (PSI)
1	000:00:00	1167	92.87
2	000:00:01	7581	603.28

HM Data Download - Concrete Test Results

READ #	TIME	LOAD	STRESS (PSI)
3	000:00:02	7366	586.17
4	000:00:03	7245	576.54
5	000:00:04	7415	590.07
6	000:00:05	7807	621.26
7	000:00:06	8359	665.19
8	000:00:07	9012	717.15
9	000:00:08	9808	780.50
10	000:00:09	10516	836.84
11	000:00:10	11154	887.61
12	000:00:11	11688	930.10
13	000:00:12	12114	964.00
14	000:00:13	12403	987.00
15	000:00:14	12605	1,003.07
16	000:00:15	12872	1,024.32
17	000:00:16	13251	1,054.48
18	000:00:17	13637	1,085.20
19	000:00:18	14134	1,124.75
20	000:00:19	14673	1,167.64
21	000:00:20	15181	1,208.07
22	000:00:21	15642	1,244.75
23	000:00:22	16148	1,285.02
24	000:00:23	16640	1,324.17
25	000:00:24	17122	1,362.53
26	000:00:25	17560	1,397.38
27	000:00:26	18042	1,435.74
28	000:00:27	18516	1,473.46
29	000:00:28	18977	1,510.14
30	000:00:29	19393	1,543.25
31	000:00:30	19842	1,578.98
32	000:00:31	20294	1,614.95
33	000:00:32	20742	1,650.60
34	000:00:33	21185	1,685.85
35	000:00:34	21586	1,717.76
36	000:00:35	22031	1,753.17
37	000:00:36	22482	1,789.06
38	000:00:37	22932	1,824.87
39	000:00:38	23344	1,857.66
40	000:00:39	23800	1,893.94

HM Data Download - Concrete Test Results

READ #	TIME	LOAD	STRESS (PSI)
41	000:00:40	24260	1,930.55
42	000:00:41	24721	1,967.23
43	000:00:42	25135	2,000.18
44	000:00:43	25600	2,037.18
45	000:00:44	26069	2,074.51
46	000:00:45	26538	2,111.83
47	000:00:46	26964	2,145.73
48	000:00:47	27439	2,183.53
49	000:00:48	27915	2,221.41
50	000:00:49	28389	2,259.12
51	000:00:50	28818	2,293.26
52	000:00:51	29294	2,331.14
53	000:00:52	29768	2,368.86
54	000:00:53	30241	2,406.50
55	000:00:54	30670	2,440.64
56	000:00:55	31146	2,478.52
57	000:00:56	31623	2,516.48
58	000:00:57	32056	2,550.94
59	000:00:58	32532	2,588.81
60	000:00:59	33006	2,626.53
61	000:01:00	33479	2,664.17
62	000:01:01	33906	2,698.15
63	000:01:02	34375	2,735.48
64	000:01:03	34845	2,772.88
65	000:01:04	35315	2,810.28
66	000:01:05	35737	2,843.86
67	000:01:06	36201	2,880.78
68	000:01:07	36664	2,917.63
69	000:01:08	37122	2,954.07
70	000:01:09	37532	2,986.70
71	000:01:10	37986	3,022.83
72	000:01:11	38438	3,058.80
73	000:01:12	38888	3,094.61
74	000:01:13	39295	3,127.00
75	000:01:14	39737	3,162.17
76	000:01:15	40181	3,197.50
77	000:01:16	40619	3,232.36
78	000:01:17	41054	3,266.97

HM Data Download - Concrete Test Results

READ #	TIME	LOAD	STRESS (PSI)
79	000:01:18	41442	3,297.85
80	000:01:19	41866	3,331.59
81	000:01:20	42287	3,365.09
82	000:01:21	42705	3,398.36
83	000:01:22	43076	3,427.88
84	000:01:23	43484	3,460.35
85	000:01:24	43892	3,492.81
86	000:01:25	44290	3,524.49
87	000:01:26	44647	3,552.90
88	000:01:27	45038	3,584.01
89	000:01:28	45422	3,614.57
90	000:01:29	45803	3,644.89
91	000:01:30	46140	3,671.70
92	000:01:31	46523	3,702.18
93	000:01:32	46904	3,732.50
94	000:01:33	47270	3,761.63
95	000:01:34	47608	3,788.52
96	000:01:35	47989	3,818.84
97	000:01:36	48361	3,848.45
98	000:01:37	48716	3,876.70
99	000:01:38	49024	3,901.21
100	000:01:39	49359	3,927.86
101	000:01:40	49697	3,954.76
102	000:01:41	50003	3,979.11
103	000:01:42	50243	3,998.21
104	000:01:43	50428	4,012.93
105	000:01:44	50435	4,013.49
106	000:01:45	50162	3,991.77
107	000:01:46	49115	3,908.45
108	000:01:47	39271	3,125.09
109	000:01:47	35201	2,801.21

Concrete Test

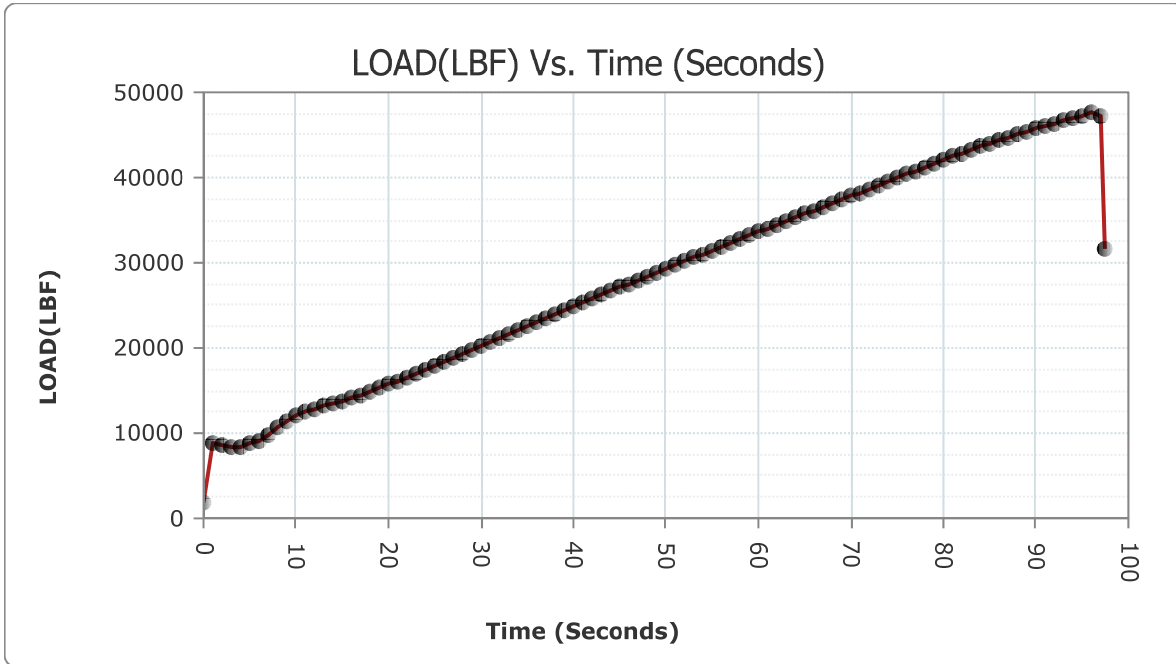
Sample Identification: R35_3

Machine ID: 6a127

Test Type: ASTM C39

5/15/2020

TYPE	PEAK VALUES	UNITS
LOAD	47606	LBF
Diameter	4.00	IN
Length	8.00	IN
Cross-Sectional Area	12.57	IN ²
Sample Age	0.0	day(s)
Corrected Stress	3788.37	PSI
Average Pace Rate	408.52	LBF
Fracture Type	Type 4	
Correction Factor	1.000	
Temperature @ START	85.6	°F
Temperature @ FINISH	85.1	°F



READ #	TIME	LOAD	STRESS (PSI)
1	000:00:00	1811	144.11
2	000:00:01	8816	701.55

HM Data Download - Concrete Test Results

READ #	TIME	LOAD	STRESS (PSI)
3	000:00:02	8583	683.01
4	000:00:03	8446	672.11
5	000:00:04	8469	673.94
6	000:00:05	8749	696.22
7	000:00:06	9157	728.69
8	000:00:07	9750	775.88
9	000:00:08	10590	842.73
10	000:00:09	11357	903.76
11	000:00:10	12049	958.83
12	000:00:11	12505	995.12
13	000:00:12	12870	1,024.16
14	000:00:13	13175	1,048.43
15	000:00:14	13499	1,074.22
16	000:00:15	13812	1,099.12
17	000:00:16	14094	1,121.56
18	000:00:17	14374	1,143.85
19	000:00:18	14797	1,177.51
20	000:00:19	15243	1,213.00
21	000:00:20	15705	1,249.76
22	000:00:21	16122	1,282.95
23	000:00:22	16596	1,320.67
24	000:00:23	17067	1,358.15
25	000:00:24	17534	1,395.31
26	000:00:25	17957	1,428.97
27	000:00:26	18428	1,466.45
28	000:00:27	18905	1,504.41
29	000:00:28	19381	1,542.29
30	000:00:29	19814	1,576.75
31	000:00:30	20298	1,615.26
32	000:00:31	20776	1,653.30
33	000:00:32	21250	1,691.02
34	000:00:33	21671	1,724.52
35	000:00:34	22146	1,762.32
36	000:00:35	22619	1,799.96
37	000:00:36	23094	1,837.76
38	000:00:37	23567	1,875.40
39	000:00:38	23982	1,908.43
40	000:00:39	24444	1,945.19

HM Data Download - Concrete Test Results

READ #	TIME	LOAD	STRESS (PSI)
41	000:00:40	24901	1,981.56
42	000:00:41	25355	2,017.69
43	000:00:42	25760	2,049.92
44	000:00:43	26210	2,085.73
45	000:00:44	26665	2,121.93
46	000:00:45	27118	2,157.98
47	000:00:46	27524	2,190.29
48	000:00:47	27979	2,226.50
49	000:00:48	28427	2,262.15
50	000:00:49	28879	2,298.12
51	000:00:50	29288	2,330.67
52	000:00:51	29733	2,366.08
53	000:00:52	30184	2,401.97
54	000:00:53	30592	2,434.43
55	000:00:54	31038	2,469.93
56	000:00:55	31481	2,505.18
57	000:00:56	31924	2,540.43
58	000:00:57	32324	2,572.26
59	000:00:58	32766	2,607.44
60	000:00:59	33202	2,642.13
61	000:01:00	33642	2,677.15
62	000:01:01	34035	2,708.42
63	000:01:02	34469	2,742.96
64	000:01:03	34901	2,777.33
65	000:01:04	35332	2,811.63
66	000:01:05	35717	2,842.27
67	000:01:06	36143	2,876.17
68	000:01:07	36568	2,909.99
69	000:01:08	36987	2,943.33
70	000:01:09	37369	2,973.73
71	000:01:10	37800	3,008.03
72	000:01:11	38239	3,042.96
73	000:01:12	38688	3,078.69
74	000:01:13	39095	3,111.08
75	000:01:14	39535	3,146.10
76	000:01:15	39974	3,181.03
77	000:01:16	40409	3,215.65
78	000:01:17	40804	3,247.08

HM Data Download - Concrete Test Results

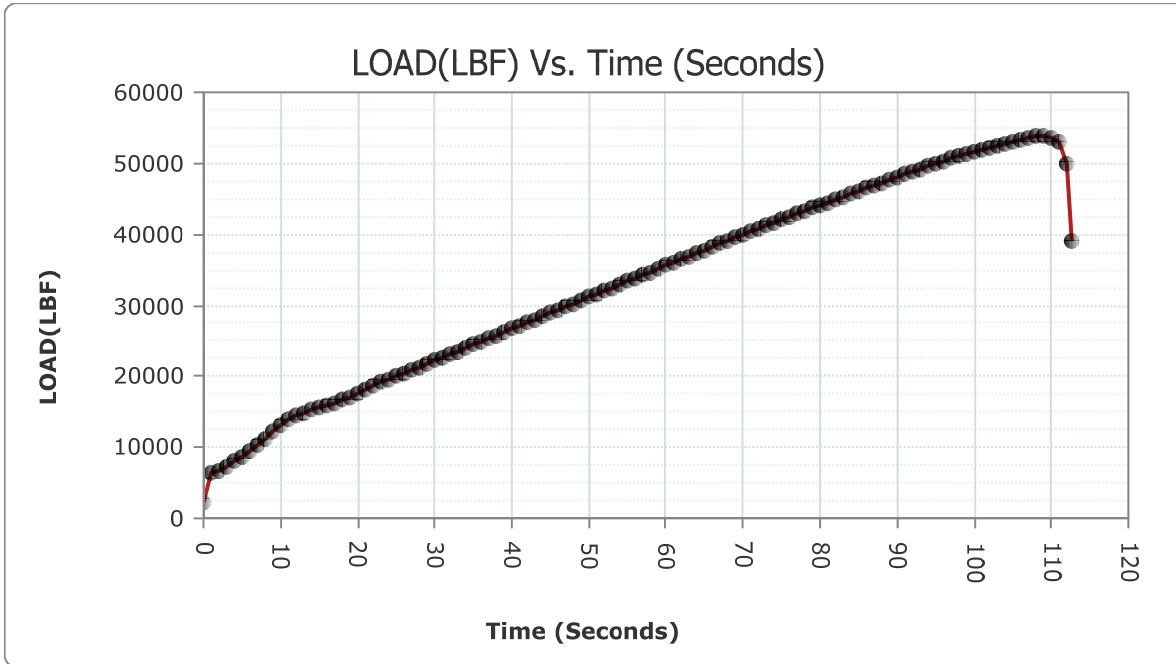
READ #	TIME	LOAD	STRESS (PSI)
79	000:01:18	41241	3,281.85
80	000:01:19	41670	3,315.99
81	000:01:20	42089	3,349.34
82	000:01:21	42467	3,379.42
83	000:01:22	42872	3,411.65
84	000:01:23	43270	3,443.32
85	000:01:24	43660	3,474.35
86	000:01:25	44039	3,504.51
87	000:01:26	44369	3,530.77
88	000:01:27	44727	3,559.26
89	000:01:28	45073	3,586.80
90	000:01:29	45432	3,615.36
91	000:01:30	45749	3,640.59
92	000:01:31	46074	3,666.45
93	000:01:32	46373	3,690.25
94	000:01:33	46647	3,712.05
95	000:01:34	46895	3,731.79
96	000:01:35	47261	3,760.91
97	000:01:36	47571	3,785.58
98	000:01:37	47268	3,761.47
99	000:01:37	31717	2,523.96

Concrete Test

Sample Identification: R4_1
 Machine ID: 6a127

Test Type: ASTM C39
 5/15/2020

TYPE	PEAK VALUES	UNITS
LOAD	53846	LBF
Diameter	4.00	IN
Length	8.00	IN
Cross-Sectional Area	12.57	IN ²
Sample Age	0.0	day(s)
Corrected Stress	4284.97	PSI
Average Pace Rate	398.69	LBF
Fracture Type	Type 1	
Correction Factor	1.000	
Temperature @ START	84.5	°F
Temperature @ FINISH	85.1	°F



READ #	TIME	LOAD	STRESS (PSI)
1	000:00:00	2187	174.04
2	000:00:01	6445	512.88

HM Data Download - Concrete Test Results

READ #	TIME	LOAD	STRESS (PSI)
3	000:00:02	6664	530.30
4	000:00:03	7293	580.36
5	000:00:04	7967	633.99
6	000:00:05	8607	684.92
7	000:00:06	9370	745.64
8	000:00:07	10290	818.85
9	000:00:08	11278	897.47
10	000:00:09	12185	969.65
11	000:00:10	13066	1,039.76
12	000:00:11	13851	1,102.23
13	000:00:12	14499	1,153.79
14	000:00:13	14923	1,187.53
15	000:00:14	15288	1,216.58
16	000:00:15	15603	1,241.65
17	000:00:16	15922	1,267.03
18	000:00:17	16217	1,290.51
19	000:00:18	16607	1,321.54
20	000:00:19	17079	1,359.10
21	000:00:20	17526	1,394.67
22	000:00:21	18041	1,435.66
23	000:00:22	18586	1,479.03
24	000:00:23	19118	1,521.36
25	000:00:24	19535	1,554.55
26	000:00:25	19980	1,589.96
27	000:00:26	20430	1,625.77
28	000:00:27	20879	1,661.50
29	000:00:28	21284	1,693.73
30	000:00:29	21733	1,729.46
31	000:00:30	22188	1,765.66
32	000:00:31	22640	1,801.63
33	000:00:32	23049	1,834.18
34	000:00:33	23507	1,870.63
35	000:00:34	23966	1,907.15
36	000:00:35	24423	1,943.52
37	000:00:36	24882	1,980.05
38	000:00:37	25297	2,013.07
39	000:00:38	25762	2,050.07
40	000:00:39	26223	2,086.76

HM Data Download - Concrete Test Results

READ #	TIME	LOAD	STRESS (PSI)
41	000:00:40	26687	2,123.68
42	000:00:41	27101	2,156.63
43	000:00:42	27560	2,193.16
44	000:00:43	28020	2,229.76
45	000:00:44	28477	2,266.13
46	000:00:45	28889	2,298.91
47	000:00:46	29347	2,335.36
48	000:00:47	29805	2,371.81
49	000:00:48	30266	2,408.49
50	000:00:49	30680	2,441.44
51	000:00:50	31138	2,477.88
52	000:00:51	31594	2,514.17
53	000:00:52	32054	2,550.78
54	000:00:53	32466	2,583.56
55	000:00:54	32924	2,620.01
56	000:00:55	33379	2,656.22
57	000:00:56	33837	2,692.66
58	000:00:57	34245	2,725.13
59	000:00:58	34699	2,761.26
60	000:00:59	35154	2,797.47
61	000:01:00	35604	2,833.28
62	000:01:01	36016	2,866.06
63	000:01:02	36465	2,901.79
64	000:01:03	36915	2,937.60
65	000:01:04	37366	2,973.49
66	000:01:05	37768	3,005.48
67	000:01:06	38213	3,040.89
68	000:01:07	38658	3,076.31
69	000:01:08	39103	3,111.72
70	000:01:09	39498	3,143.15
71	000:01:10	39938	3,178.17
72	000:01:11	40378	3,213.18
73	000:01:12	40814	3,247.88
74	000:01:13	41205	3,278.99
75	000:01:14	41635	3,313.21
76	000:01:15	42063	3,347.27
77	000:01:16	42488	3,381.09
78	000:01:17	42870	3,411.49

HM Data Download - Concrete Test Results

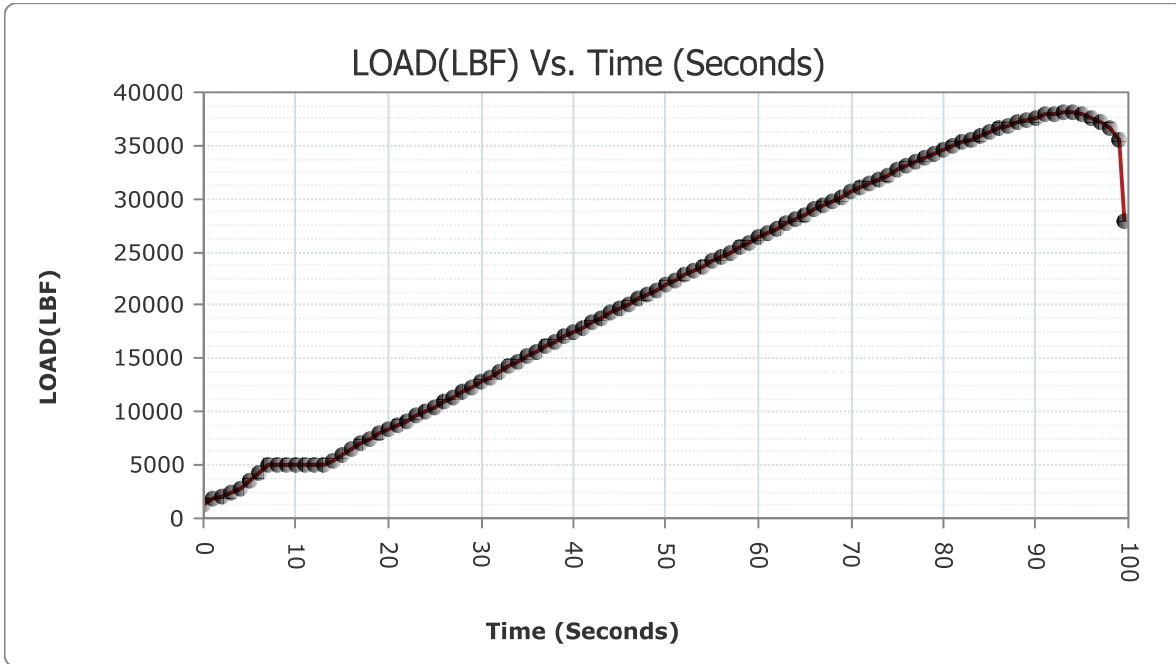
READ #	TIME	LOAD	STRESS (PSI)
79	000:01:18	43290	3,444.91
80	000:01:19	43713	3,478.57
81	000:01:20	44091	3,508.65
82	000:01:21	44510	3,541.99
83	000:01:22	44919	3,574.54
84	000:01:23	45328	3,607.09
85	000:01:24	45693	3,636.13
86	000:01:25	46096	3,668.20
87	000:01:26	46490	3,699.56
88	000:01:27	46884	3,730.91
89	000:01:28	47278	3,762.26
90	000:01:29	47646	3,791.55
91	000:01:30	48053	3,823.94
92	000:01:31	48453	3,855.77
93	000:01:32	48807	3,883.94
94	000:01:33	49200	3,915.21
95	000:01:34	49592	3,946.41
96	000:01:35	49977	3,977.04
97	000:01:36	50354	4,007.04
98	000:01:37	50685	4,033.38
99	000:01:38	51037	4,061.40
100	000:01:39	51379	4,088.61
101	000:01:40	51702	4,114.31
102	000:01:41	51982	4,136.60
103	000:01:42	52276	4,159.99
104	000:01:43	52551	4,181.88
105	000:01:44	52843	4,205.11
106	000:01:45	53125	4,227.55
107	000:01:46	53402	4,249.60
108	000:01:47	53635	4,268.14
109	000:01:48	53798	4,281.11
110	000:01:49	53846	4,284.93
111	000:01:50	53706	4,273.79
112	000:01:51	53116	4,226.84
113	000:01:52	49950	3,974.89
114	000:01:52	38933	3,098.19

Concrete Test

Sample Identification: R4_2
 Machine ID: 6a127

Test Type: ASTM C39
 5/15/2020

TYPE	PEAK VALUES	UNITS
LOAD	38115	LBF
Diameter	4.00	IN
Length	8.00	IN
Cross-Sectional Area	12.57	IN ²
Sample Age	0.0	day(s)
Corrected Stress	3033.09	PSI
Average Pace Rate	391.96	LBF
Fracture Type	Type 1	
Correction Factor	1.000	
Temperature @ START	85.4	°F
Temperature @ FINISH	86.0	°F



READ #	TIME	LOAD	STRESS (PSI)
1	000:00:00	1213	96.53
2	000:00:01	1879	149.53

HM Data Download - Concrete Test Results

READ #	TIME	LOAD	STRESS (PSI)
3	000:00:02	1970	156.77
4	000:00:03	2328	185.26
5	000:00:04	2875	228.79
6	000:00:05	3487	277.49
7	000:00:06	4317	343.54
8	000:00:07	5041	401.15
9	000:00:08	5062	402.82
10	000:00:09	5048	401.71
11	000:00:10	5024	399.80
12	000:00:11	5011	398.76
13	000:00:12	5006	398.36
14	000:00:13	5058	402.50
15	000:00:14	5361	426.61
16	000:00:15	5913	470.54
17	000:00:16	6443	512.72
18	000:00:17	6989	556.17
19	000:00:18	7482	595.40
20	000:00:19	7963	633.68
21	000:00:20	8352	664.63
22	000:00:21	8781	698.77
23	000:00:22	9209	732.83
24	000:00:23	9618	765.38
25	000:00:24	10033	798.40
26	000:00:25	10431	830.07
27	000:00:26	10894	866.92
28	000:00:27	11370	904.80
29	000:00:28	11859	943.71
30	000:00:29	12311	979.68
31	000:00:30	12807	1,019.15
32	000:00:31	13302	1,058.54
33	000:00:32	13791	1,097.45
34	000:00:33	14233	1,132.63
35	000:00:34	14722	1,171.54
36	000:00:35	15210	1,210.37
37	000:00:36	15689	1,248.49
38	000:00:37	16118	1,282.63
39	000:00:38	16584	1,319.71
40	000:00:39	17047	1,356.56

HM Data Download - Concrete Test Results

READ #	TIME	LOAD	STRESS (PSI)
41	000:00:40	17506	1,393.08
42	000:00:41	17918	1,425.87
43	000:00:42	18370	1,461.84
44	000:00:43	18817	1,497.41
45	000:00:44	19272	1,533.62
46	000:00:45	19679	1,566.01
47	000:00:46	20131	1,601.97
48	000:00:47	20585	1,638.10
49	000:00:48	21040	1,674.31
50	000:00:49	21450	1,706.94
51	000:00:50	21907	1,743.30
52	000:00:51	22368	1,779.99
53	000:00:52	22823	1,816.20
54	000:00:53	23234	1,848.90
55	000:00:54	23695	1,885.59
56	000:00:55	24151	1,921.88
57	000:00:56	24610	1,958.40
58	000:00:57	25020	1,991.03
59	000:00:58	25468	2,026.68
60	000:00:59	25923	2,062.89
61	000:01:00	26371	2,098.54
62	000:01:01	26776	2,130.77
63	000:01:02	27224	2,166.42
64	000:01:03	27671	2,201.99
65	000:01:04	28110	2,236.92
66	000:01:05	28507	2,268.51
67	000:01:06	28947	2,303.53
68	000:01:07	29383	2,338.22
69	000:01:08	29811	2,372.28
70	000:01:09	30198	2,403.08
71	000:01:10	30626	2,437.14
72	000:01:11	31050	2,470.88
73	000:01:12	31479	2,505.02
74	000:01:13	31849	2,534.46
75	000:01:14	32261	2,567.25
76	000:01:15	32664	2,599.32
77	000:01:16	33067	2,631.39
78	000:01:17	33425	2,659.88

HM Data Download - Concrete Test Results

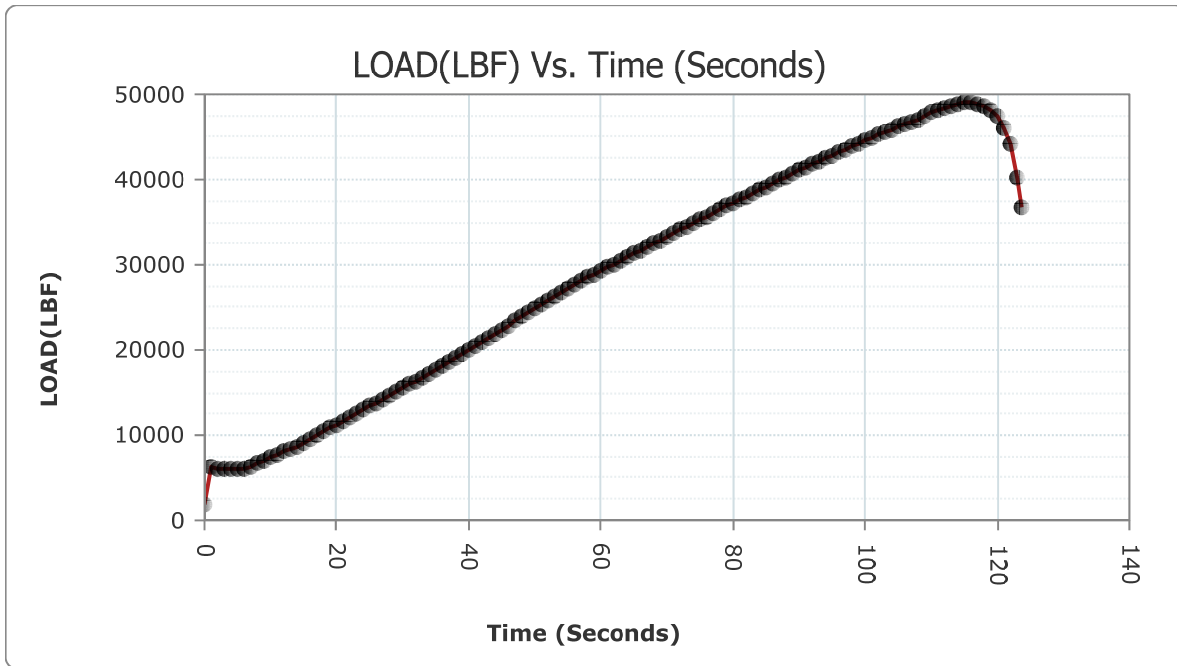
READ #	TIME	LOAD	STRESS (PSI)
79	000:01:18	33815	2,690.91
80	000:01:19	34200	2,721.55
81	000:01:20	34577	2,751.55
82	000:01:21	34910	2,778.05
83	000:01:22	35271	2,806.78
84	000:01:23	35623	2,834.79
85	000:01:24	35961	2,861.69
86	000:01:25	36260	2,885.48
87	000:01:26	36589	2,911.66
88	000:01:27	36896	2,936.09
89	000:01:28	37185	2,959.09
90	000:01:29	37425	2,978.19
91	000:01:30	37663	2,997.13
92	000:01:31	37861	3,012.88
93	000:01:32	38023	3,025.77
94	000:01:33	38110	3,032.70
95	000:01:34	38059	3,028.64
96	000:01:35	37871	3,013.68
97	000:01:36	37612	2,993.07
98	000:01:37	37291	2,967.52
99	000:01:38	36734	2,923.20
100	000:01:39	35447	2,820.78
101	000:01:39	27854	2,216.55

Concrete Test

Sample Identification: R4_3
 Machine ID: 6a127

Test Type: ASTM C39
 5/15/2020

TYPE	PEAK VALUES	UNITS
LOAD	48982	LBF
Diameter	4.00	IN
Length	8.00	IN
Cross-Sectional Area	12.57	IN ²
Sample Age	0.0	day(s)
Corrected Stress	3897.85	PSI
Average Pace Rate	373.17	LBF
Fracture Type	Type 1	
Correction Factor	1.000	
Temperature @ START	86.1	°F
Temperature @ FINISH	86.3	°F



READ #	TIME	LOAD	STRESS (PSI)
1	000:00:00	1890	150.40
2	000:00:01	6352	505.48

HM Data Download - Concrete Test Results

READ #	TIME	LOAD	STRESS (PSI)
3	000:00:02	6144	488.92
4	000:00:03	6033	480.09
5	000:00:04	5983	476.11
6	000:00:05	5970	475.08
7	000:00:06	6049	481.36
8	000:00:07	6347	505.08
9	000:00:08	6747	536.91
10	000:00:09	7070	562.61
11	000:00:10	7402	589.03
12	000:00:11	7730	615.13
13	000:00:12	8061	641.47
14	000:00:13	8367	665.82
15	000:00:14	8716	693.60
16	000:00:15	9087	723.12
17	000:00:16	9513	757.02
18	000:00:17	9930	790.20
19	000:00:18	10395	827.21
20	000:00:19	10864	864.53
21	000:00:20	11276	897.32
22	000:00:21	11713	932.09
23	000:00:22	12146	966.55
24	000:00:23	12569	1,000.21
25	000:00:24	12960	1,031.32
26	000:00:25	13394	1,065.86
27	000:00:26	13814	1,099.28
28	000:00:27	14245	1,133.58
29	000:00:28	14634	1,164.54
30	000:00:29	15075	1,199.63
31	000:00:30	15518	1,234.88
32	000:00:31	15964	1,270.37
33	000:00:32	16373	1,302.92
34	000:00:33	16830	1,339.29
35	000:00:34	17288	1,375.74
36	000:00:35	17750	1,412.50
37	000:00:36	18169	1,445.84
38	000:00:37	18639	1,483.24
39	000:00:38	19112	1,520.88
40	000:00:39	19591	1,559.00

HM Data Download - Concrete Test Results

READ #	TIME	LOAD	STRESS (PSI)
41	000:00:40	20022	1,593.30
42	000:00:41	20504	1,631.66
43	000:00:42	20988	1,670.17
44	000:00:43	21477	1,709.09
45	000:00:44	21918	1,744.18
46	000:00:45	22408	1,783.17
47	000:00:46	22898	1,822.16
48	000:00:47	23393	1,861.56
49	000:00:48	23839	1,897.05
50	000:00:49	24336	1,936.60
51	000:00:50	24835	1,976.31
52	000:00:51	25333	2,015.94
53	000:00:52	25783	2,051.75
54	000:00:53	26281	2,091.38
55	000:00:54	26783	2,131.32
56	000:00:55	27256	2,168.96
57	000:00:56	27654	2,200.64
58	000:00:57	28081	2,234.61
59	000:00:58	28498	2,267.80
60	000:00:59	28911	2,300.66
61	000:01:00	29286	2,330.51
62	000:01:01	29701	2,363.53
63	000:01:02	30114	2,396.40
64	000:01:03	30529	2,429.42
65	000:01:04	30941	2,462.21
66	000:01:05	31307	2,491.33
67	000:01:06	31717	2,523.96
68	000:01:07	32126	2,556.51
69	000:01:08	32535	2,589.05
70	000:01:09	32903	2,618.34
71	000:01:10	33310	2,650.73
72	000:01:11	33716	2,683.03
73	000:01:12	34123	2,715.42
74	000:01:13	34486	2,744.31
75	000:01:14	34888	2,776.30
76	000:01:15	35294	2,808.61
77	000:01:16	35697	2,840.68
78	000:01:17	36066	2,870.04

HM Data Download - Concrete Test Results

READ #	TIME	LOAD	STRESS (PSI)
79	000:01:18	36476	2,902.67
80	000:01:19	36873	2,934.26
81	000:01:20	37233	2,962.91
82	000:01:21	37627	2,994.26
83	000:01:22	38023	3,025.77
84	000:01:23	38420	3,057.37
85	000:01:24	38774	3,085.54
86	000:01:25	39166	3,116.73
87	000:01:26	39552	3,147.45
88	000:01:27	39939	3,178.24
89	000:01:28	40285	3,205.78
90	000:01:29	40666	3,236.10
91	000:01:30	41049	3,266.58
92	000:01:31	41425	3,296.50
93	000:01:32	41762	3,323.31
94	000:01:33	42137	3,353.16
95	000:01:34	42505	3,382.44
96	000:01:35	42872	3,411.65
97	000:01:36	43199	3,437.67
98	000:01:37	43560	3,466.39
99	000:01:38	43917	3,494.80
100	000:01:39	44267	3,522.66
101	000:01:40	44581	3,547.64
102	000:01:41	44918	3,574.46
103	000:01:42	45255	3,601.28
104	000:01:43	45581	3,627.22
105	000:01:44	45871	3,650.30
106	000:01:45	46183	3,675.13
107	000:01:46	46492	3,699.72
108	000:01:47	46789	3,723.35
109	000:01:48	47073	3,745.95
110	000:01:49	47443	3,775.39
111	000:01:50	47792	3,803.17
112	000:01:51	48106	3,828.15
113	000:01:52	48371	3,849.24
114	000:01:53	48638	3,870.49
115	000:01:54	48842	3,886.72
116	000:01:55	48965	3,896.51

HM Data Download - Concrete Test Results

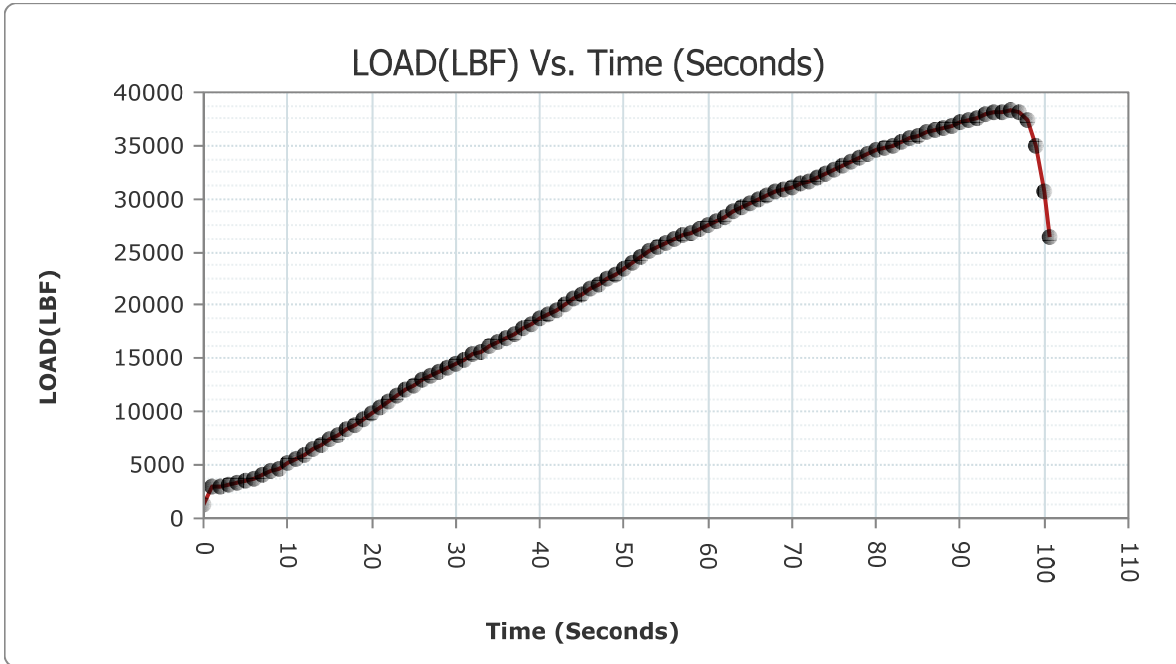
READ #	TIME	LOAD	STRESS (PSI)
117	000:01:56	48975	3,897.31
118	000:01:57	48868	3,888.79
119	000:01:58	48573	3,865.32
120	000:01:59	48059	3,824.41
121	000:02:00	47328	3,766.24
122	000:02:01	46094	3,668.04
123	000:02:02	44140	3,512.55
124	000:02:03	40176	3,197.10
125	000:02:03	36718	2,921.93

Concrete Test

Sample Identification: R6_1
 Machine ID: 6a127

Test Type: ASTM C39
 5/15/2020

TYPE	PEAK VALUES	UNITS
LOAD	38263	LBF
Diameter	4.00	IN
Length	8.00	IN
Cross-Sectional Area	12.57	IN ²
Sample Age	0.0	day(s)
Corrected Stress	3044.89	PSI
Average Pace Rate	354.86	LBF
Fracture Type	Type 1	
Correction Factor	1.000	
Temperature @ START	82.9	°F
Temperature @ FINISH	83.0	°F



READ #	TIME	LOAD	STRESS (PSI)
1	000:00:00	1248	99.31
2	000:00:01	2929	233.08

HM Data Download - Concrete Test Results

READ #	TIME	LOAD	STRESS (PSI)
3	000:00:02	3054	243.03
4	000:00:03	3180	253.06
5	000:00:04	3348	266.43
6	000:00:05	3552	282.66
7	000:00:06	3810	303.19
8	000:00:07	4096	325.95
9	000:00:08	4394	349.66
10	000:00:09	4705	374.41
11	000:00:10	5155	410.22
12	000:00:11	5617	446.99
13	000:00:12	6021	479.14
14	000:00:13	6469	514.79
15	000:00:14	6914	550.20
16	000:00:15	7385	587.68
17	000:00:16	7827	622.85
18	000:00:17	8330	662.88
19	000:00:18	8834	702.99
20	000:00:19	9353	744.29
21	000:00:20	9856	784.32
22	000:00:21	10414	828.72
23	000:00:22	10983	874.00
24	000:00:23	11563	920.15
25	000:00:24	12030	957.32
26	000:00:25	12526	996.79
27	000:00:26	12995	1,034.11
28	000:00:27	13447	1,070.08
29	000:00:28	13855	1,102.55
30	000:00:29	14196	1,129.68
31	000:00:30	14575	1,159.84
32	000:00:31	14969	1,191.20
33	000:00:32	15362	1,222.47
34	000:00:33	15707	1,249.92
35	000:00:34	16107	1,281.75
36	000:00:35	16514	1,314.14
37	000:00:36	16929	1,347.17
38	000:00:37	17338	1,379.71
39	000:00:38	17787	1,415.44
40	000:00:39	18246	1,451.97

HM Data Download - Concrete Test Results

READ #	TIME	LOAD	STRESS (PSI)
41	000:00:40	18713	1,489.13
42	000:00:41	19140	1,523.11
43	000:00:42	19620	1,561.31
44	000:00:43	20097	1,599.27
45	000:00:44	20577	1,637.47
46	000:00:45	21014	1,672.24
47	000:00:46	21497	1,710.68
48	000:00:47	21979	1,749.03
49	000:00:48	22467	1,787.87
50	000:00:49	22912	1,823.28
51	000:00:50	23476	1,868.16
52	000:00:51	24064	1,914.95
53	000:00:52	24629	1,959.91
54	000:00:53	25053	1,993.65
55	000:00:54	25494	2,028.75
56	000:00:55	25846	2,056.76
57	000:00:56	26197	2,084.69
58	000:00:57	26512	2,109.76
59	000:00:58	26876	2,138.72
60	000:00:59	27248	2,168.33
61	000:01:00	27614	2,197.45
62	000:01:01	27960	2,224.99
63	000:01:02	28369	2,257.53
64	000:01:03	28796	2,291.51
65	000:01:04	29205	2,324.06
66	000:01:05	29562	2,352.47
67	000:01:06	29940	2,382.55
68	000:01:07	30296	2,410.88
69	000:01:08	30614	2,436.18
70	000:01:09	30847	2,454.73
71	000:01:10	31108	2,475.50
72	000:01:11	31393	2,498.18
73	000:01:12	31688	2,521.65
74	000:01:13	32014	2,547.59
75	000:01:14	32355	2,574.73
76	000:01:15	32705	2,602.58
77	000:01:16	33066	2,631.31
78	000:01:17	33427	2,660.04

HM Data Download - Concrete Test Results

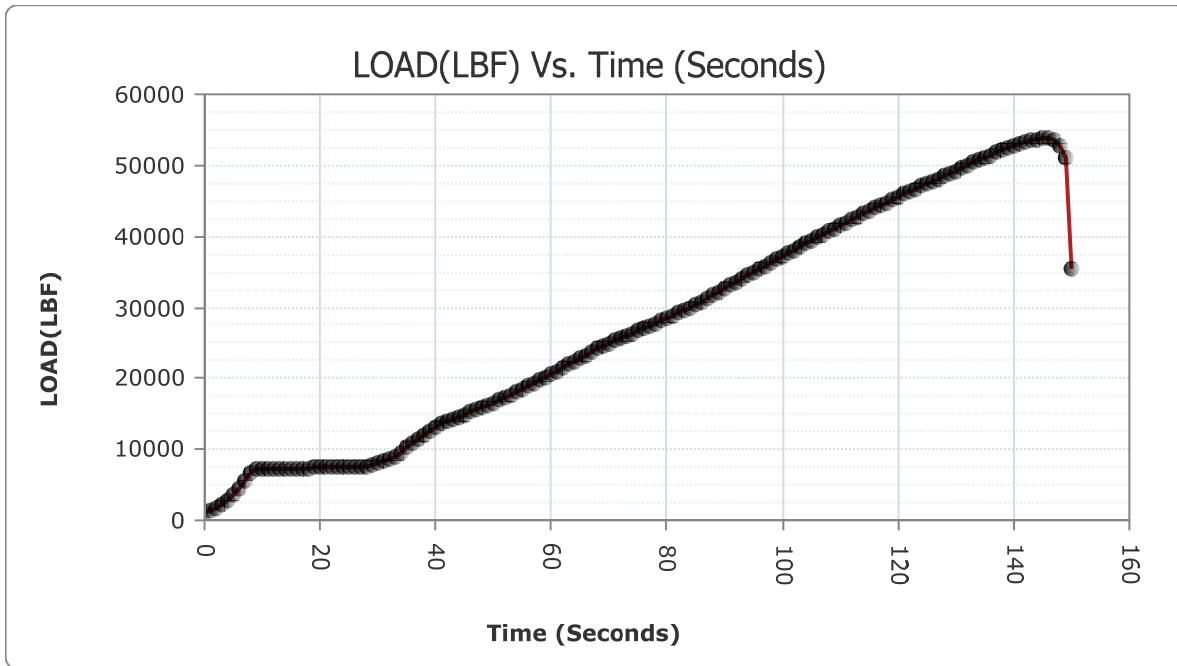
READ #	TIME	LOAD	STRESS (PSI)
79	000:01:18	33873	2,695.53
80	000:01:19	34243	2,724.97
81	000:01:20	34551	2,749.48
82	000:01:21	34818	2,770.73
83	000:01:22	35068	2,790.62
84	000:01:23	35356	2,813.54
85	000:01:24	35647	2,836.70
86	000:01:25	35910	2,857.63
87	000:01:26	36202	2,880.86
88	000:01:27	36482	2,903.15
89	000:01:28	36712	2,921.45
90	000:01:29	36899	2,936.33
91	000:01:30	37120	2,953.92
92	000:01:31	37380	2,974.61
93	000:01:32	37663	2,997.13
94	000:01:33	37916	3,017.26
95	000:01:34	38091	3,031.19
96	000:01:35	38230	3,042.25
97	000:01:36	38248	3,043.68
98	000:01:37	38079	3,030.23
99	000:01:38	37482	2,982.72
100	000:01:39	34905	2,777.65
101	000:01:40	30631	2,437.54
102	000:01:40	26326	2,094.96

Concrete Test

Sample Identification: R6_2
 Machine ID: 6a127

Test Type: ASTM C39
 5/15/2020

TYPE	PEAK VALUES	UNITS
LOAD	53780	LBF
Diameter	4.00	IN
Length	8.00	IN
Cross-Sectional Area	12.57	IN ²
Sample Age	0.0	day(s)
Corrected Stress	4279.68	PSI
Average Pace Rate	391.03	LBF
Fracture Type	Type 1	
Correction Factor	1.000	
Temperature @ START	83.0	°F
Temperature @ FINISH	82.8	°F



READ #	TIME	LOAD	STRESS (PSI)
1	000:00:00	1016	80.85
2	000:00:01	1301	103.53

HM Data Download - Concrete Test Results

READ #	TIME	LOAD	STRESS (PSI)
3	000:00:02	1696	134.96
4	000:00:03	2200	175.07
5	000:00:04	2830	225.20
6	000:00:05	3494	278.04
7	000:00:06	4409	350.86
8	000:00:07	5486	436.56
9	000:00:08	6609	525.93
10	000:00:09	7264	578.05
11	000:00:10	7374	586.80
12	000:00:11	7349	584.81
13	000:00:12	7340	584.10
14	000:00:13	7339	584.02
15	000:00:14	7343	584.34
16	000:00:15	7354	585.21
17	000:00:16	7364	586.01
18	000:00:17	7378	587.12
19	000:00:18	7392	588.24
20	000:00:19	7403	589.11
21	000:00:20	7412	589.83
22	000:00:21	7425	590.86
23	000:00:22	7439	591.98
24	000:00:23	7452	593.01
25	000:00:24	7466	594.13
26	000:00:25	7483	595.48
27	000:00:26	7500	596.83
28	000:00:27	7557	601.37
29	000:00:28	7647	608.53
30	000:00:29	7826	622.77
31	000:00:30	8070	642.19
32	000:00:31	8326	662.56
33	000:00:32	8644	687.87
34	000:00:33	9007	716.75
35	000:00:34	9526	758.05
36	000:00:35	10187	810.66
37	000:00:36	10904	867.71
38	000:00:37	11521	916.81
39	000:00:38	12130	965.27
40	000:00:39	12656	1,007.13

HM Data Download - Concrete Test Results

READ #	TIME	LOAD	STRESS (PSI)
41	000:00:40	13144	1,045.97
42	000:00:41	13564	1,079.39
43	000:00:42	13981	1,112.57
44	000:00:43	14320	1,139.55
45	000:00:44	14646	1,165.49
46	000:00:45	14919	1,187.22
47	000:00:46	15213	1,210.61
48	000:00:47	15518	1,234.88
49	000:00:48	15826	1,259.39
50	000:00:49	16145	1,284.78
51	000:00:50	16516	1,314.30
52	000:00:51	16902	1,345.02
53	000:00:52	17291	1,375.97
54	000:00:53	17646	1,404.22
55	000:00:54	18052	1,436.53
56	000:00:55	18478	1,470.43
57	000:00:56	18917	1,505.37
58	000:00:57	19312	1,536.80
59	000:00:58	19754	1,571.97
60	000:00:59	20199	1,607.39
61	000:01:00	20644	1,642.80
62	000:01:01	21044	1,674.63
63	000:01:02	21494	1,710.44
64	000:01:03	21943	1,746.17
65	000:01:04	22394	1,782.06
66	000:01:05	22846	1,818.03
67	000:01:06	23253	1,850.41
68	000:01:07	23707	1,886.54
69	000:01:08	24155	1,922.19
70	000:01:09	24571	1,955.30
71	000:01:10	24929	1,983.79
72	000:01:11	25298	2,013.15
73	000:01:12	25654	2,041.48
74	000:01:13	26016	2,070.29
75	000:01:14	26336	2,095.75
76	000:01:15	26697	2,124.48
77	000:01:16	27059	2,153.29
78	000:01:17	27419	2,181.93

HM Data Download - Concrete Test Results

READ #	TIME	LOAD	STRESS (PSI)
79	000:01:18	27745	2,207.88
80	000:01:19	28104	2,236.45
81	000:01:20	28465	2,265.17
82	000:01:21	28851	2,295.89
83	000:01:22	29200	2,323.66
84	000:01:23	29581	2,353.98
85	000:01:24	29971	2,385.02
86	000:01:25	30409	2,419.87
87	000:01:26	30828	2,453.21
88	000:01:27	31304	2,491.09
89	000:01:28	31787	2,529.53
90	000:01:29	32207	2,562.95
91	000:01:30	32680	2,600.59
92	000:01:31	33142	2,637.36
93	000:01:32	33611	2,674.68
94	000:01:33	34030	2,708.02
95	000:01:34	34496	2,745.10
96	000:01:35	34957	2,781.79
97	000:01:36	35418	2,818.47
98	000:01:37	35833	2,851.50
99	000:01:38	36292	2,888.03
100	000:01:39	36755	2,924.87
101	000:01:40	37208	2,960.92
102	000:01:41	37621	2,993.78
103	000:01:42	38075	3,029.91
104	000:01:43	38527	3,065.88
105	000:01:44	38979	3,101.85
106	000:01:45	39381	3,133.84
107	000:01:46	39826	3,169.25
108	000:01:47	40275	3,204.98
109	000:01:48	40711	3,239.68
110	000:01:49	41097	3,270.40
111	000:01:50	41524	3,304.38
112	000:01:51	41941	3,337.56
113	000:01:52	42359	3,370.82
114	000:01:53	42735	3,400.74
115	000:01:54	43146	3,433.45
116	000:01:55	43557	3,466.16

HM Data Download - Concrete Test Results

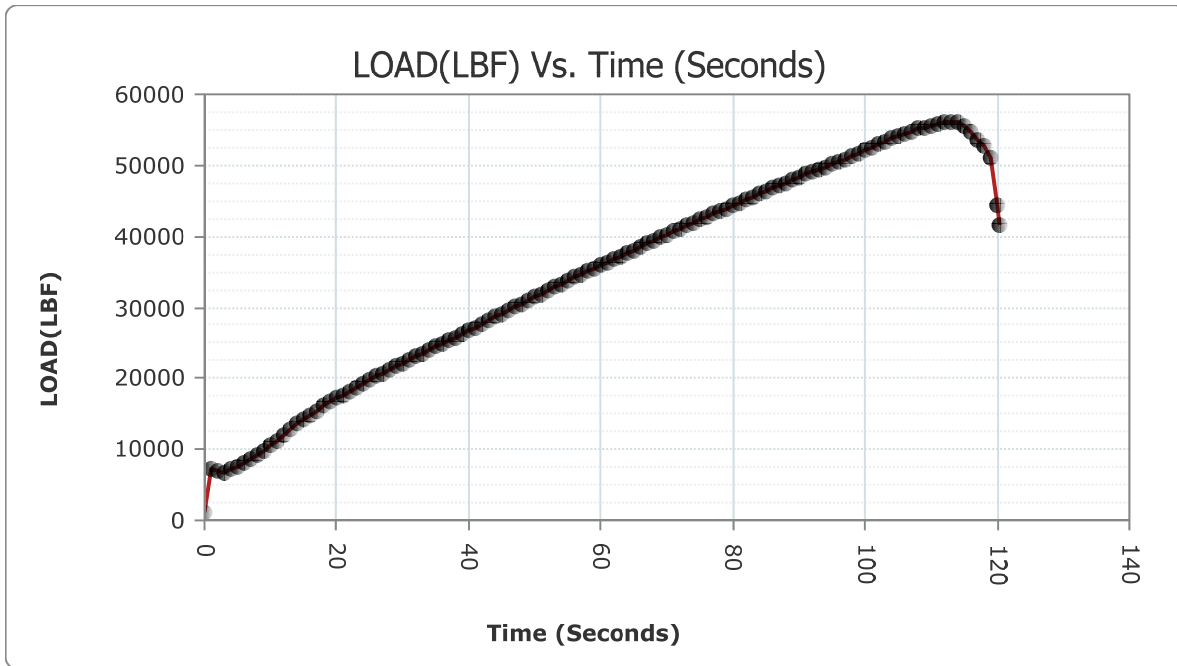
READ #	TIME	LOAD	STRESS (PSI)
117	000:01:56	43969	3,498.94
118	000:01:57	44373	3,531.09
119	000:01:58	44733	3,559.74
120	000:01:59	45134	3,591.65
121	000:02:00	45530	3,623.16
122	000:02:01	45923	3,654.44
123	000:02:02	46276	3,682.53
124	000:02:03	46662	3,713.24
125	000:02:04	47044	3,743.64
126	000:02:05	47422	3,773.72
127	000:02:06	47760	3,800.62
128	000:02:07	48130	3,830.06
129	000:02:08	48496	3,859.19
130	000:02:09	48876	3,889.43
131	000:02:10	49221	3,916.88
132	000:02:11	49607	3,947.60
133	000:02:12	49995	3,978.48
134	000:02:13	50381	4,009.19
135	000:02:14	50722	4,036.33
136	000:02:15	51095	4,066.01
137	000:02:16	51456	4,094.74
138	000:02:17	51805	4,122.51
139	000:02:18	52104	4,146.30
140	000:02:19	52426	4,171.93
141	000:02:20	52735	4,196.52
142	000:02:21	53033	4,220.23
143	000:02:22	53274	4,239.41
144	000:02:23	53502	4,257.55
145	000:02:24	53678	4,271.56
146	000:02:25	53776	4,279.36
147	000:02:26	53735	4,276.10
148	000:02:27	53472	4,255.17
149	000:02:28	52775	4,199.70
150	000:02:29	51187	4,073.33
151	000:02:29	35341	2,812.35

Concrete Test

Sample Identification: R6_3
 Machine ID: 6a127

Test Type: ASTM C39
 5/15/2020

TYPE	PEAK VALUES	UNITS
LOAD	56132	LBF
Diameter	4.00	IN
Length	8.00	IN
Cross-Sectional Area	12.57	IN ²
Sample Age	0.0	day(s)
Corrected Stress	4466.85	PSI
Average Pace Rate	405.37	LBF
Fracture Type	Type 1	
Correction Factor	1.000	
Temperature @ START	82.9	°F
Temperature @ FINISH	83.0	°F



READ #	TIME	LOAD	STRESS (PSI)
1	000:00:00	1161	92.39
2	000:00:01	7148	568.82

HM Data Download - Concrete Test Results

READ #	TIME	LOAD	STRESS (PSI)
3	000:00:02	6932	551.63
4	000:00:03	6813	542.16
5	000:00:04	7121	566.67
6	000:00:05	7552	600.97
7	000:00:06	8036	639.48
8	000:00:07	8589	683.49
9	000:00:08	9198	731.95
10	000:00:09	9798	779.70
11	000:00:10	10502	835.72
12	000:00:11	11238	894.29
13	000:00:12	12059	959.62
14	000:00:13	12818	1,020.02
15	000:00:14	13572	1,080.03
16	000:00:15	14261	1,134.85
17	000:00:16	14919	1,187.22
18	000:00:17	15483	1,232.10
19	000:00:18	16058	1,277.85
20	000:00:19	16615	1,322.18
21	000:00:20	17182	1,367.30
22	000:00:21	17695	1,408.12
23	000:00:22	18248	1,452.13
24	000:00:23	18797	1,495.82
25	000:00:24	19340	1,539.03
26	000:00:25	19828	1,577.86
27	000:00:26	20311	1,616.30
28	000:00:27	20775	1,653.22
29	000:00:28	21249	1,690.94
30	000:00:29	21672	1,724.60
31	000:00:30	22143	1,762.08
32	000:00:31	22610	1,799.25
33	000:00:32	23076	1,836.33
34	000:00:33	23498	1,869.91
35	000:00:34	23968	1,907.31
36	000:00:35	24437	1,944.63
37	000:00:36	24910	1,982.27
38	000:00:37	25337	2,016.25
39	000:00:38	25813	2,054.13
40	000:00:39	26288	2,091.93

HM Data Download - Concrete Test Results

READ #	TIME	LOAD	STRESS (PSI)
41	000:00:40	26765	2,129.89
42	000:00:41	27196	2,164.19
43	000:00:42	27675	2,202.31
44	000:00:43	28151	2,240.19
45	000:00:44	28634	2,278.62
46	000:00:45	29066	2,313.00
47	000:00:46	29546	2,351.20
48	000:00:47	30028	2,389.55
49	000:00:48	30510	2,427.91
50	000:00:49	30944	2,462.45
51	000:00:50	31427	2,500.88
52	000:00:51	31904	2,538.84
53	000:00:52	32384	2,577.04
54	000:00:53	32819	2,611.65
55	000:00:54	33289	2,649.05
56	000:00:55	33741	2,685.02
57	000:00:56	34193	2,720.99
58	000:00:57	34603	2,753.62
59	000:00:58	35056	2,789.67
60	000:00:59	35505	2,825.40
61	000:01:00	35956	2,861.29
62	000:01:01	36363	2,893.68
63	000:01:02	36804	2,928.77
64	000:01:03	37243	2,963.70
65	000:01:04	37681	2,998.56
66	000:01:05	38076	3,029.99
67	000:01:06	38511	3,064.61
68	000:01:07	38950	3,099.54
69	000:01:08	39384	3,134.08
70	000:01:09	39774	3,165.11
71	000:01:10	40205	3,199.41
72	000:01:11	40639	3,233.95
73	000:01:12	41068	3,268.09
74	000:01:13	41457	3,299.04
75	000:01:14	41881	3,332.78
76	000:01:15	42307	3,366.68
77	000:01:16	42732	3,400.50
78	000:01:17	43154	3,434.09

HM Data Download - Concrete Test Results

READ #	TIME	LOAD	STRESS (PSI)
79	000:01:18	43534	3,464.33
80	000:01:19	43953	3,497.67
81	000:01:20	44371	3,530.93
82	000:01:21	44784	3,563.80
83	000:01:22	45158	3,593.56
84	000:01:23	45567	3,626.11
85	000:01:24	45977	3,658.73
86	000:01:25	46382	3,690.96
87	000:01:26	46747	3,720.01
88	000:01:27	47153	3,752.32
89	000:01:28	47560	3,784.70
90	000:01:29	47918	3,813.19
91	000:01:30	48312	3,844.55
92	000:01:31	48700	3,875.42
93	000:01:32	49089	3,906.38
94	000:01:33	49434	3,933.83
95	000:01:34	49811	3,963.83
96	000:01:35	50184	3,993.52
97	000:01:36	50556	4,023.12
98	000:01:37	50893	4,049.94
99	000:01:38	51294	4,081.85
100	000:01:39	51720	4,115.75
101	000:01:40	52151	4,150.04
102	000:01:41	52535	4,180.60
103	000:01:42	52962	4,214.58
104	000:01:43	53373	4,247.29
105	000:01:44	53769	4,278.80
106	000:01:45	54109	4,305.86
107	000:01:46	54472	4,334.74
108	000:01:47	54814	4,361.96
109	000:01:48	55130	4,387.11
110	000:01:49	55393	4,408.03
111	000:01:50	55659	4,429.20
112	000:01:51	55877	4,446.55
113	000:01:52	56051	4,460.40
114	000:01:53	56131	4,466.76
115	000:01:54	56036	4,459.20
116	000:01:55	55513	4,417.58

HM Data Download - Concrete Test Results

READ #	TIME	LOAD	STRESS (PSI)
117	000:01:56	54601	4,345.01
118	000:01:57	53699	4,273.23
119	000:01:58	52667	4,191.11
120	000:01:59	51051	4,062.51
121	000:02:00	44263	3,522.34
122	000:02:00	41552	3,306.60

Concrete Test

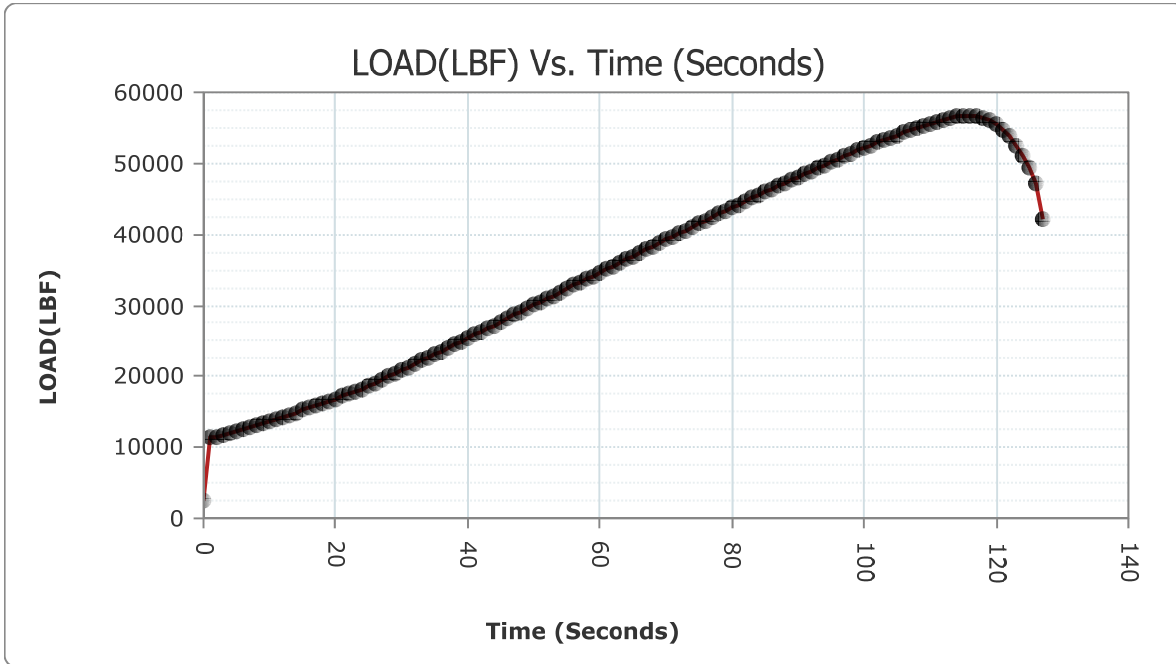
Sample Identification: R24H_1

Machine ID: 6a127

Test Type: ASTM C39

5/16/2020

TYPE	PEAK VALUES	UNITS
LOAD	56724	LBF
Diameter	4.00	IN
Length	8.00	IN
Cross-Sectional Area	12.57	IN ²
Sample Age	0.0	day(s)
Corrected Stress	4513.97	PSI
Average Pace Rate	413.31	LBF
Fracture Type	Type 2	
Correction Factor	1.000	
Temperature @ START	85.2	°F
Temperature @ FINISH	85.3	°F



READ #	TIME	LOAD	STRESS (PSI)
1	000:00:00	2634	209.61
2	000:00:01	11314	900.34

HM Data Download - Concrete Test Results

READ #	TIME	LOAD	STRESS (PSI)
3	000:00:02	11398	907.02
4	000:00:03	11624	925.01
5	000:00:04	11889	946.10
6	000:00:05	12143	966.31
7	000:00:06	12432	989.31
8	000:00:07	12732	1,013.18
9	000:00:08	13038	1,037.53
10	000:00:09	13314	1,059.49
11	000:00:10	13629	1,084.56
12	000:00:11	13946	1,109.79
13	000:00:12	14263	1,135.01
14	000:00:13	14557	1,158.41
15	000:00:14	14887	1,184.67
16	000:00:15	15225	1,211.57
17	000:00:16	15524	1,235.36
18	000:00:17	15856	1,261.78
19	000:00:18	16195	1,288.76
20	000:00:19	16535	1,315.81
21	000:00:20	16845	1,340.48
22	000:00:21	17184	1,367.46
23	000:00:22	17530	1,394.99
24	000:00:23	17877	1,422.61
25	000:00:24	18207	1,448.87
26	000:00:25	18643	1,483.56
27	000:00:26	19095	1,519.53
28	000:00:27	19550	1,555.74
29	000:00:28	19959	1,588.29
30	000:00:29	20410	1,624.18
31	000:00:30	20871	1,660.86
32	000:00:31	21330	1,697.39
33	000:00:32	21741	1,730.09
34	000:00:33	22203	1,766.86
35	000:00:34	22664	1,803.54
36	000:00:35	23126	1,840.31
37	000:00:36	23547	1,873.81
38	000:00:37	24011	1,910.73
39	000:00:38	24478	1,947.90
40	000:00:39	24946	1,985.14

HM Data Download - Concrete Test Results

READ #	TIME	LOAD	STRESS (PSI)
41	000:00:40	25369	2,018.80
42	000:00:41	25839	2,056.20
43	000:00:42	26310	2,093.68
44	000:00:43	26780	2,131.08
45	000:00:44	27204	2,164.83
46	000:00:45	27678	2,202.55
47	000:00:46	28152	2,240.26
48	000:00:47	28625	2,277.91
49	000:00:48	29053	2,311.96
50	000:00:49	29527	2,349.68
51	000:00:50	30003	2,387.56
52	000:00:51	30476	2,425.20
53	000:00:52	30906	2,459.42
54	000:00:53	31378	2,496.98
55	000:00:54	31855	2,534.94
56	000:00:55	32331	2,572.82
57	000:00:56	32804	2,610.46
58	000:00:57	33233	2,644.60
59	000:00:58	33709	2,682.48
60	000:00:59	34185	2,720.36
61	000:01:00	34658	2,758.00
62	000:01:01	35085	2,791.98
63	000:01:02	35560	2,829.77
64	000:01:03	36033	2,867.42
65	000:01:04	36505	2,904.98
66	000:01:05	36935	2,939.19
67	000:01:06	37402	2,976.36
68	000:01:07	37875	3,014.00
69	000:01:08	38346	3,051.48
70	000:01:09	38769	3,085.14
71	000:01:10	39242	3,122.78
72	000:01:11	39708	3,159.86
73	000:01:12	40175	3,197.02
74	000:01:13	40596	3,230.53
75	000:01:14	41060	3,267.45
76	000:01:15	41537	3,305.41
77	000:01:16	41955	3,338.67
78	000:01:17	42414	3,375.20

HM Data Download - Concrete Test Results

READ #	TIME	LOAD	STRESS (PSI)
79	000:01:18	42876	3,411.96
80	000:01:19	43336	3,448.57
81	000:01:20	43748	3,481.36
82	000:01:21	44201	3,517.40
83	000:01:22	44656	3,553.61
84	000:01:23	45105	3,589.34
85	000:01:24	45511	3,621.65
86	000:01:25	45959	3,657.30
87	000:01:26	46406	3,692.87
88	000:01:27	46846	3,727.89
89	000:01:28	47244	3,759.56
90	000:01:29	47681	3,794.33
91	000:01:30	48119	3,829.19
92	000:01:31	48553	3,863.73
93	000:01:32	48940	3,894.52
94	000:01:33	49364	3,928.26
95	000:01:34	49788	3,962.00
96	000:01:35	50209	3,995.51
97	000:01:36	50581	4,025.11
98	000:01:37	50990	4,057.66
99	000:01:38	51395	4,089.88
100	000:01:39	51799	4,122.03
101	000:01:40	52152	4,150.12
102	000:01:41	52542	4,181.16
103	000:01:42	52925	4,211.64
104	000:01:43	53302	4,241.64
105	000:01:44	53635	4,268.14
106	000:01:45	53994	4,296.71
107	000:01:46	54346	4,324.72
108	000:01:47	54686	4,351.77
109	000:01:48	54982	4,375.33
110	000:01:49	55298	4,400.48
111	000:01:50	55602	4,424.67
112	000:01:51	55882	4,446.95
113	000:01:52	56116	4,465.57
114	000:01:53	56352	4,484.35
115	000:01:54	56540	4,499.31
116	000:01:55	56670	4,509.66

HM Data Download - Concrete Test Results

READ #	TIME	LOAD	STRESS (PSI)
117	000:01:56	56723	4,513.87
118	000:01:57	56677	4,510.21
119	000:01:58	56469	4,493.66
120	000:01:59	56058	4,460.95
121	000:02:00	55518	4,417.98
122	000:02:01	54776	4,358.94
123	000:02:02	53812	4,282.22
124	000:02:03	52568	4,183.23
125	000:02:04	51046	4,062.11
126	000:02:05	49380	3,929.54
127	000:02:06	47031	3,742.61
128	000:02:07	42077	3,348.38

Concrete Test

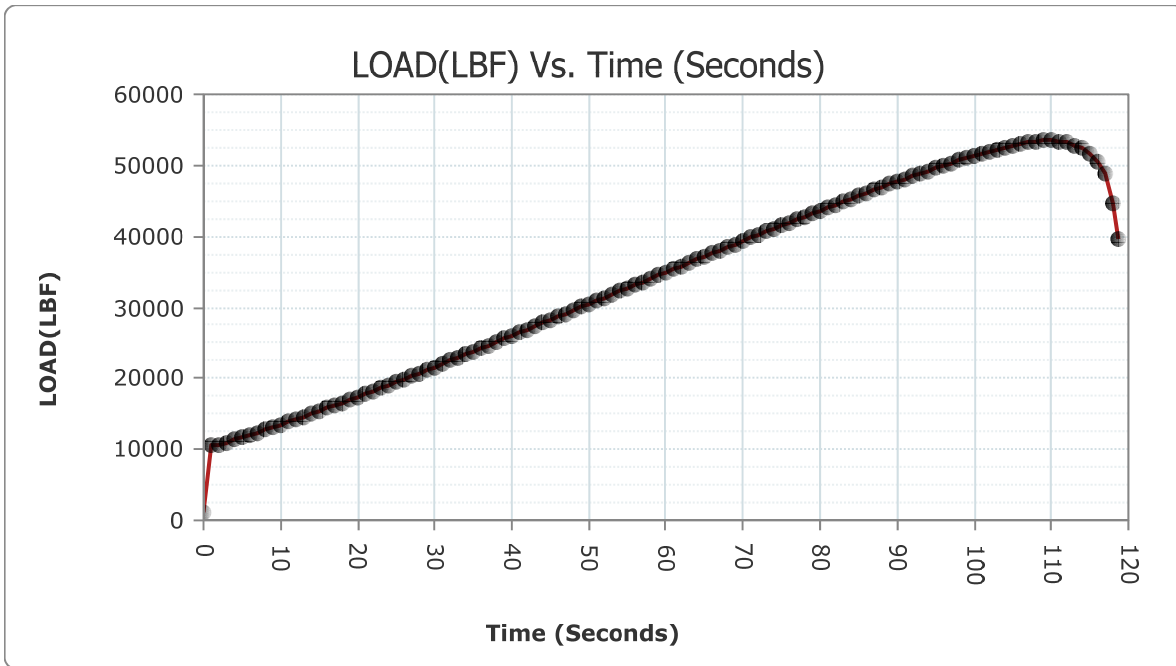
Sample Identification: R24H_2

Machine ID: 6a127

Test Type: ASTM C39

5/16/2020

TYPE	PEAK VALUES	UNITS
LOAD	53533	LBF
Diameter	4.00	IN
Length	8.00	IN
Cross-Sectional Area	12.57	IN ²
Sample Age	0.0	day(s)
Corrected Stress	4260.03	PSI
Average Pace Rate	397.85	LBF
Fracture Type	Type 2	
Correction Factor	1.000	
Temperature @ START	85.5	°F
Temperature @ FINISH	85.5	°F



READ #	TIME	LOAD	STRESS (PSI)
1	000:00:00	1169	93.03
2	000:00:01	10587	842.49

HM Data Download - Concrete Test Results

READ #	TIME	LOAD	STRESS (PSI)
3	000:00:02	10725	853.47
4	000:00:03	11013	876.39
5	000:00:04	11341	902.49
6	000:00:05	11649	927.00
7	000:00:06	12003	955.17
8	000:00:07	12360	983.58
9	000:00:08	12729	1,012.94
10	000:00:09	13070	1,040.08
11	000:00:10	13451	1,070.40
12	000:00:11	13839	1,101.27
13	000:00:12	14227	1,132.15
14	000:00:13	14584	1,160.56
15	000:00:14	14983	1,192.31
16	000:00:15	15384	1,224.22
17	000:00:16	15793	1,256.77
18	000:00:17	16161	1,286.05
19	000:00:18	16576	1,319.08
20	000:00:19	16991	1,352.10
21	000:00:20	17414	1,385.76
22	000:00:21	17793	1,415.92
23	000:00:22	18216	1,449.58
24	000:00:23	18644	1,483.64
25	000:00:24	19073	1,517.78
26	000:00:25	19462	1,548.74
27	000:00:26	19899	1,583.51
28	000:00:27	20336	1,618.29
29	000:00:28	20771	1,652.90
30	000:00:29	21169	1,684.58
31	000:00:30	21609	1,719.59
32	000:00:31	22054	1,755.00
33	000:00:32	22496	1,790.17
34	000:00:33	22898	1,822.16
35	000:00:34	23345	1,857.74
36	000:00:35	23792	1,893.31
37	000:00:36	24244	1,929.28
38	000:00:37	24650	1,961.58
39	000:00:38	25102	1,997.55
40	000:00:39	25553	2,033.44

HM Data Download - Concrete Test Results

READ #	TIME	LOAD	STRESS (PSI)
41	000:00:40	26009	2,069.73
42	000:00:41	26464	2,105.94
43	000:00:42	26875	2,138.64
44	000:00:43	27328	2,174.69
45	000:00:44	27783	2,210.90
46	000:00:45	28241	2,247.35
47	000:00:46	28657	2,280.45
48	000:00:47	29113	2,316.74
49	000:00:48	29569	2,353.03
50	000:00:49	30028	2,389.55
51	000:00:50	30440	2,422.34
52	000:00:51	30899	2,458.86
53	000:00:52	31358	2,495.39
54	000:00:53	31776	2,528.65
55	000:00:54	32243	2,565.82
56	000:00:55	32702	2,602.34
57	000:00:56	33157	2,638.55
58	000:00:57	33573	2,671.65
59	000:00:58	34027	2,707.78
60	000:00:59	34486	2,744.31
61	000:01:00	34942	2,780.60
62	000:01:01	35352	2,813.22
63	000:01:02	35807	2,849.43
64	000:01:03	36261	2,885.56
65	000:01:04	36716	2,921.77
66	000:01:05	37124	2,954.23
67	000:01:06	37576	2,990.20
68	000:01:07	38028	3,026.17
69	000:01:08	38475	3,061.74
70	000:01:09	38881	3,094.05
71	000:01:10	39331	3,129.86
72	000:01:11	39777	3,165.35
73	000:01:12	40223	3,200.84
74	000:01:13	40622	3,232.60
75	000:01:14	41069	3,268.17
76	000:01:15	41513	3,303.50
77	000:01:16	41953	3,338.51
78	000:01:17	42347	3,369.87

HM Data Download - Concrete Test Results

READ #	TIME	LOAD	STRESS (PSI)
79	000:01:18	42781	3,404.40
80	000:01:19	43215	3,438.94
81	000:01:20	43650	3,473.56
82	000:01:21	44037	3,504.35
83	000:01:22	44465	3,538.41
84	000:01:23	44892	3,572.39
85	000:01:24	45315	3,606.05
86	000:01:25	45693	3,636.13
87	000:01:26	46112	3,669.48
88	000:01:27	46525	3,702.34
89	000:01:28	46937	3,735.13
90	000:01:29	47304	3,764.33
91	000:01:30	47708	3,796.48
92	000:01:31	48109	3,828.39
93	000:01:32	48503	3,859.75
94	000:01:33	48853	3,887.60
95	000:01:34	49241	3,918.47
96	000:01:35	49620	3,948.63
97	000:01:36	49994	3,978.40
98	000:01:37	50325	4,004.74
99	000:01:38	50688	4,033.62
100	000:01:39	51044	4,061.95
101	000:01:40	51383	4,088.93
102	000:01:41	51684	4,112.88
103	000:01:42	52006	4,138.51
104	000:01:43	52313	4,162.94
105	000:01:44	52602	4,185.93
106	000:01:45	52840	4,204.87
107	000:01:46	53077	4,223.73
108	000:01:47	53282	4,240.05
109	000:01:48	53436	4,252.30
110	000:01:49	53517	4,258.75
111	000:01:50	53526	4,259.46
112	000:01:51	53421	4,251.11
113	000:01:52	53177	4,231.69
114	000:01:53	52852	4,205.83
115	000:01:54	52336	4,164.77
116	000:01:55	51640	4,109.38

HM Data Download - Concrete Test Results

READ #	TIME	LOAD	STRESS (PSI)
117	000:01:56	50621	4,028.29
118	000:01:57	48968	3,896.75
119	000:01:58	44710	3,557.91
120	000:01:58	39659	3,155.96

Concrete Test

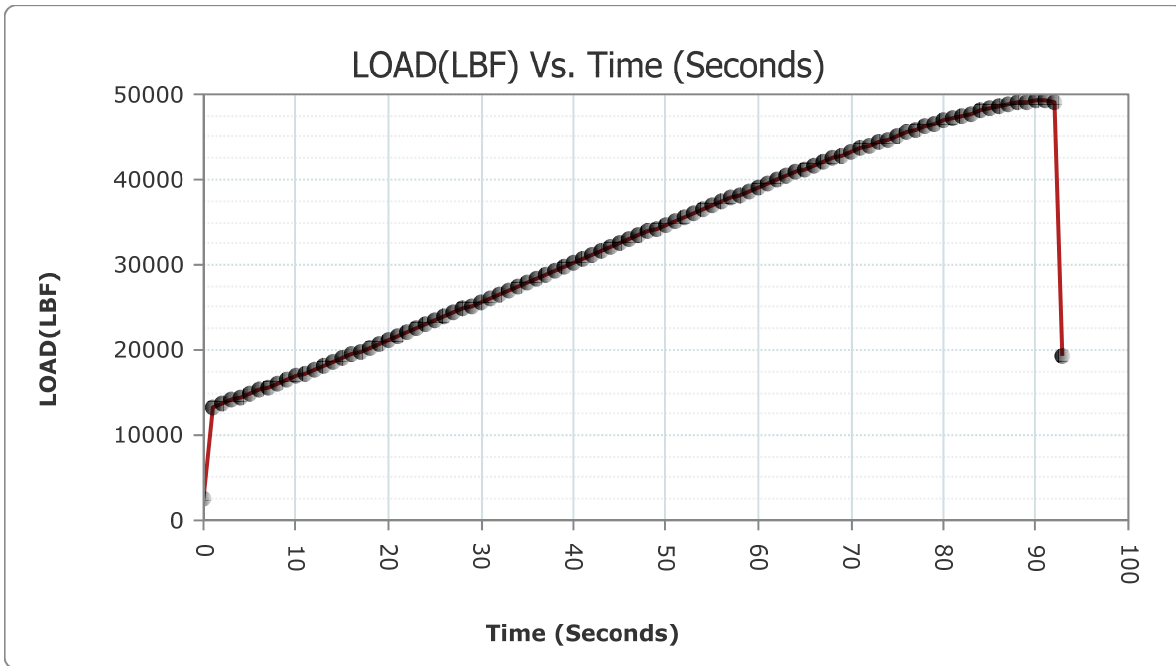
Sample Identification: R24H_3

Machine ID: 6a127

Test Type: ASTM C39

5/16/2020

TYPE	PEAK VALUES	UNITS
LOAD	49253	LBF
Diameter	4.00	IN
Length	8.00	IN
Cross-Sectional Area	12.57	IN ²
Sample Age	0.0	day(s)
Corrected Stress	3919.45	PSI
Average Pace Rate	395.38	LBF
Fracture Type	Type 1	
Correction Factor	1.000	
Temperature @ START	85.6	°F
Temperature @ FINISH	85.6	°F



READ #	TIME	LOAD	STRESS (PSI)
1	000:00:00	2579	205.23
2	000:00:01	13270	1,055.99

HM Data Download - Concrete Test Results

READ #	TIME	LOAD	STRESS (PSI)
3	000:00:02	13805	1,098.57
4	000:00:03	14139	1,125.15
5	000:00:04	14510	1,154.67
6	000:00:05	14862	1,182.68
7	000:00:06	15260	1,214.35
8	000:00:07	15667	1,246.74
9	000:00:08	16079	1,279.53
10	000:00:09	16457	1,309.61
11	000:00:10	16880	1,343.27
12	000:00:11	17306	1,377.17
13	000:00:12	17735	1,411.31
14	000:00:13	18126	1,442.42
15	000:00:14	18566	1,477.44
16	000:00:15	19004	1,512.29
17	000:00:16	19451	1,547.86
18	000:00:17	19853	1,579.85
19	000:00:18	20298	1,615.26
20	000:00:19	20752	1,651.39
21	000:00:20	21203	1,687.28
22	000:00:21	21614	1,719.99
23	000:00:22	22068	1,756.12
24	000:00:23	22527	1,792.64
25	000:00:24	22988	1,829.33
26	000:00:25	23398	1,861.95
27	000:00:26	23864	1,899.04
28	000:00:27	24324	1,935.64
29	000:00:28	24788	1,972.57
30	000:00:29	25204	2,005.67
31	000:00:30	25672	2,042.91
32	000:00:31	26134	2,079.68
33	000:00:32	26601	2,116.84
34	000:00:33	27020	2,150.18
35	000:00:34	27487	2,187.35
36	000:00:35	27953	2,224.43
37	000:00:36	28421	2,261.67
38	000:00:37	28839	2,294.93
39	000:00:38	29305	2,332.02
40	000:00:39	29771	2,369.10

HM Data Download - Concrete Test Results

READ #	TIME	LOAD	STRESS (PSI)
41	000:00:40	30245	2,406.82
42	000:00:41	30665	2,440.24
43	000:00:42	31130	2,477.25
44	000:00:43	31595	2,514.25
45	000:00:44	32057	2,551.01
46	000:00:45	32475	2,584.28
47	000:00:46	32933	2,620.72
48	000:00:47	33398	2,657.73
49	000:00:48	33859	2,694.41
50	000:00:49	34274	2,727.44
51	000:00:50	34730	2,763.73
52	000:00:51	35188	2,800.17
53	000:00:52	35643	2,836.38
54	000:00:53	36051	2,868.85
55	000:00:54	36504	2,904.90
56	000:00:55	36955	2,940.79
57	000:00:56	37403	2,976.44
58	000:00:57	37804	3,008.35
59	000:00:58	38248	3,043.68
60	000:00:59	38689	3,078.77
61	000:01:00	39128	3,113.71
62	000:01:01	39523	3,145.14
63	000:01:02	39956	3,179.60
64	000:01:03	40387	3,213.90
65	000:01:04	40814	3,247.88
66	000:01:05	41199	3,278.51
67	000:01:06	41618	3,311.86
68	000:01:07	42036	3,345.12
69	000:01:08	42452	3,378.22
70	000:01:09	42820	3,407.51
71	000:01:10	43226	3,439.82
72	000:01:11	43625	3,471.57
73	000:01:12	44020	3,503.00
74	000:01:13	44371	3,530.93
75	000:01:14	44752	3,561.25
76	000:01:15	45126	3,591.01
77	000:01:16	45498	3,620.62
78	000:01:17	45825	3,646.64

HM Data Download - Concrete Test Results

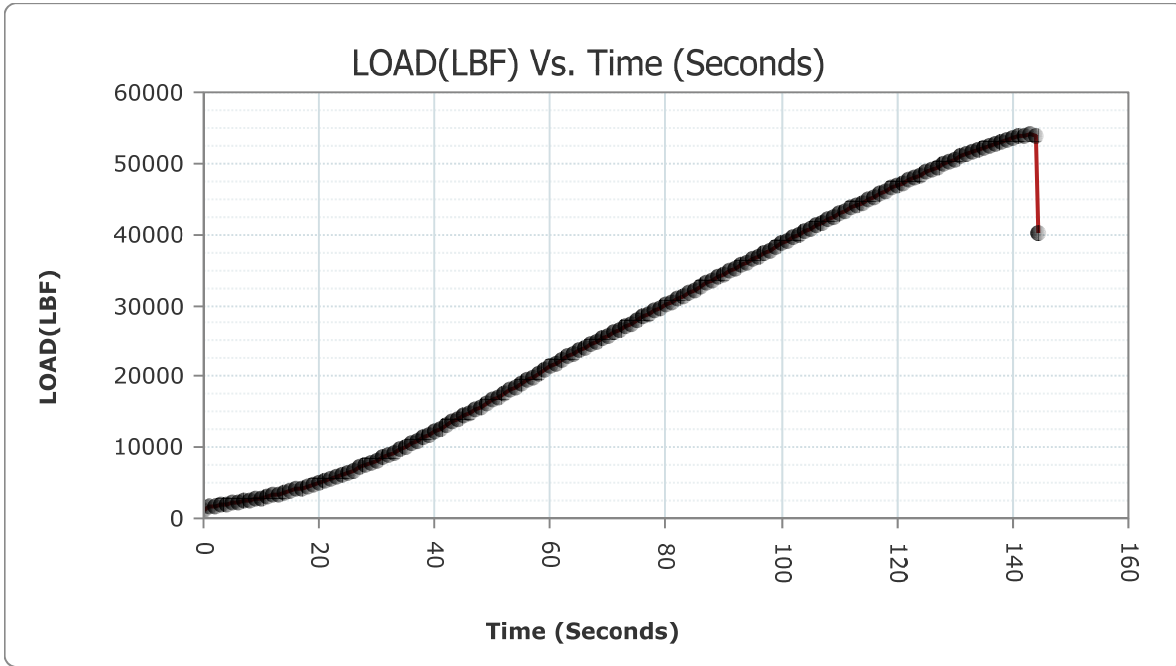
READ #	TIME	LOAD	STRESS (PSI)
79	000:01:18	46178	3,674.73
80	000:01:19	46524	3,702.26
81	000:01:20	46865	3,729.40
82	000:01:21	47156	3,752.56
83	000:01:22	47471	3,777.62
84	000:01:23	47775	3,801.81
85	000:01:24	48060	3,824.49
86	000:01:25	48304	3,843.91
87	000:01:26	48558	3,864.12
88	000:01:27	48786	3,882.27
89	000:01:28	48981	3,897.78
90	000:01:29	49125	3,909.24
91	000:01:30	49233	3,917.84
92	000:01:31	49246	3,918.87
93	000:01:32	48999	3,899.22
94	000:01:32	19407	1,544.36

Concrete Test

Sample Identification: R3_1
 Machine ID: 6a127

Test Type: ASTM C39
 5/18/2020

TYPE	PEAK VALUES	UNITS
LOAD	54080	LBF
Diameter	4.00	IN
Length	8.00	IN
Cross-Sectional Area	12.57	IN ²
Sample Age	0.0	day(s)
Corrected Stress	4303.54	PSI
Average Pace Rate	390.69	LBF
Fracture Type	Type 1	
Correction Factor	1.000	
Temperature @ START	86.9	°F
Temperature @ FINISH	86.8	°F



READ #	TIME	LOAD	STRESS (PSI)
1	000:00:00	1137	90.48
2	000:00:01	1638	130.35

HM Data Download - Concrete Test Results

READ #	TIME	LOAD	STRESS (PSI)
3	000:00:02	1755	139.66
4	000:00:03	1874	149.13
5	000:00:04	1998	159.00
6	000:00:05	2120	168.70
7	000:00:06	2261	179.92
8	000:00:07	2410	191.78
9	000:00:08	2574	204.83
10	000:00:09	2726	216.93
11	000:00:10	2873	228.63
12	000:00:11	3050	242.71
13	000:00:12	3245	258.23
14	000:00:13	3424	272.47
15	000:00:14	3633	289.10
16	000:00:15	3850	306.37
17	000:00:16	4080	324.68
18	000:00:17	4294	341.71
19	000:00:18	4546	361.76
20	000:00:19	4808	382.61
21	000:00:20	5075	403.86
22	000:00:21	5325	423.75
23	000:00:22	5615	446.83
24	000:00:23	5913	470.54
25	000:00:24	6193	492.82
26	000:00:25	6510	518.05
27	000:00:26	6837	544.07
28	000:00:27	7175	570.97
29	000:00:28	7524	598.74
30	000:00:29	7839	623.81
31	000:00:30	8203	652.77
32	000:00:31	8573	682.22
33	000:00:32	8952	712.38
34	000:00:33	9301	740.15
35	000:00:34	9710	772.70
36	000:00:35	10129	806.04
37	000:00:36	10556	840.02
38	000:00:37	10947	871.13
39	000:00:38	11385	905.99
40	000:00:39	11825	941.00

HM Data Download - Concrete Test Results

READ #	TIME	LOAD	STRESS (PSI)
41	000:00:40	12263	975.86
42	000:00:41	12654	1,006.97
43	000:00:42	13093	1,041.91
44	000:00:43	13538	1,077.32
45	000:00:44	13987	1,113.05
46	000:00:45	14384	1,144.64
47	000:00:46	14835	1,180.53
48	000:00:47	15289	1,216.66
49	000:00:48	15750	1,253.35
50	000:00:49	16168	1,286.61
51	000:00:50	16634	1,323.69
52	000:00:51	17105	1,361.17
53	000:00:52	17578	1,398.81
54	000:00:53	18007	1,432.95
55	000:00:54	18487	1,471.15
56	000:00:55	18970	1,509.58
57	000:00:56	19455	1,548.18
58	000:00:57	19896	1,583.27
59	000:00:58	20387	1,622.35
60	000:00:59	20879	1,661.50
61	000:01:00	21374	1,700.89
62	000:01:01	21822	1,736.54
63	000:01:02	22315	1,775.77
64	000:01:03	22770	1,811.98
65	000:01:04	23213	1,847.23
66	000:01:05	23606	1,878.51
67	000:01:06	24046	1,913.52
68	000:01:07	24480	1,948.06
69	000:01:08	24912	1,982.43
70	000:01:09	25306	2,013.79
71	000:01:10	25742	2,048.48
72	000:01:11	26186	2,083.82
73	000:01:12	26619	2,118.27
74	000:01:13	27015	2,149.79
75	000:01:14	27452	2,184.56
76	000:01:15	27893	2,219.65
77	000:01:16	28335	2,254.83
78	000:01:17	28729	2,286.18

HM Data Download - Concrete Test Results

READ #	TIME	LOAD	STRESS (PSI)
79	000:01:18	29172	2,321.43
80	000:01:19	29624	2,357.40
81	000:01:20	30024	2,389.23
82	000:01:21	30466	2,424.41
83	000:01:22	30910	2,459.74
84	000:01:23	31349	2,494.67
85	000:01:24	31750	2,526.58
86	000:01:25	32191	2,561.68
87	000:01:26	32635	2,597.01
88	000:01:27	33079	2,632.34
89	000:01:28	33479	2,664.17
90	000:01:29	33923	2,699.51
91	000:01:30	34364	2,734.60
92	000:01:31	34810	2,770.09
93	000:01:32	35250	2,805.11
94	000:01:33	35646	2,836.62
95	000:01:34	36086	2,871.63
96	000:01:35	36524	2,906.49
97	000:01:36	36964	2,941.50
98	000:01:37	37358	2,972.86
99	000:01:38	37797	3,007.79
100	000:01:39	38232	3,042.41
101	000:01:40	38669	3,077.18
102	000:01:41	39065	3,108.69
103	000:01:42	39497	3,143.07
104	000:01:43	39931	3,177.61
105	000:01:44	40360	3,211.75
106	000:01:45	40750	3,242.78
107	000:01:46	41179	3,276.92
108	000:01:47	41606	3,310.90
109	000:01:48	42037	3,345.20
110	000:01:49	42417	3,375.44
111	000:01:50	42843	3,409.34
112	000:01:51	43266	3,443.00
113	000:01:52	43684	3,476.26
114	000:01:53	44061	3,506.26
115	000:01:54	44480	3,539.61
116	000:01:55	44893	3,572.47

HM Data Download - Concrete Test Results

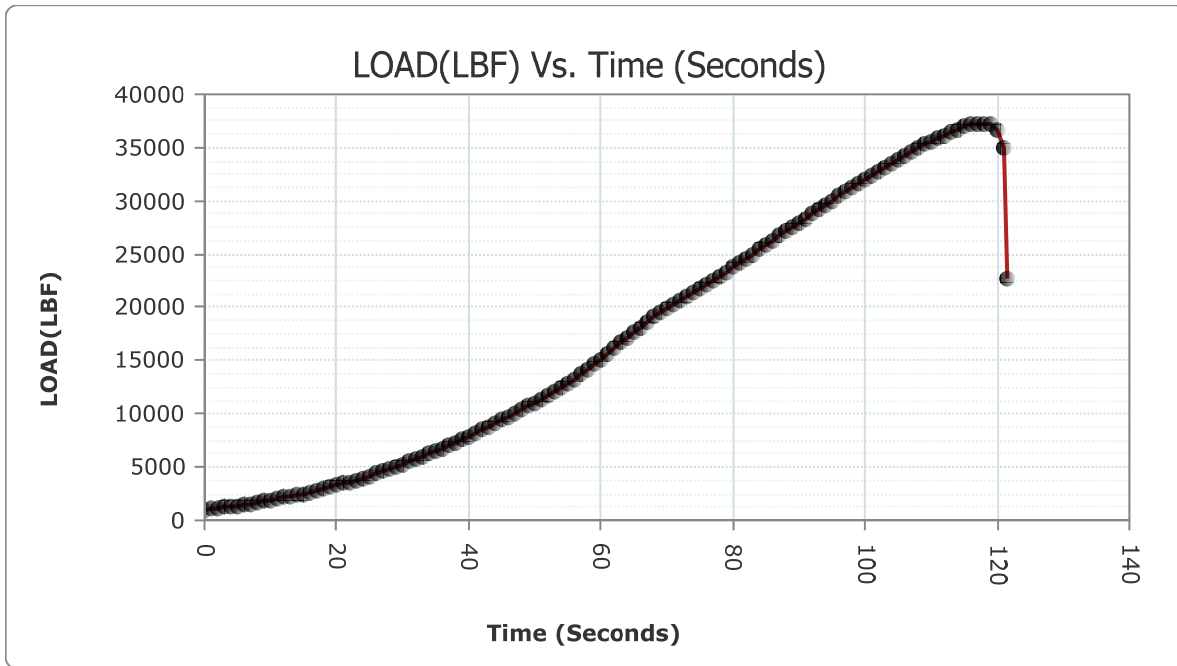
READ #	TIME	LOAD	STRESS (PSI)
117	000:01:56	45304	3,605.18
118	000:01:57	45674	3,634.62
119	000:01:58	46082	3,667.09
120	000:01:59	46485	3,699.16
121	000:02:00	46886	3,731.07
122	000:02:01	47246	3,759.72
123	000:02:02	47642	3,791.23
124	000:02:03	48034	3,822.42
125	000:02:04	48418	3,852.98
126	000:02:05	48772	3,881.15
127	000:02:06	49149	3,911.15
128	000:02:07	49527	3,941.23
129	000:02:08	49897	3,970.68
130	000:02:09	50228	3,997.02
131	000:02:10	50592	4,025.98
132	000:02:11	50944	4,053.99
133	000:02:12	51292	4,081.69
134	000:02:13	51597	4,105.96
135	000:02:14	51927	4,132.22
136	000:02:15	52247	4,157.68
137	000:02:16	52558	4,182.43
138	000:02:17	52825	4,203.68
139	000:02:18	53105	4,225.96
140	000:02:19	53367	4,246.81
141	000:02:20	53586	4,264.24
142	000:02:21	53798	4,281.11
143	000:02:22	53972	4,294.96
144	000:02:23	54077	4,303.31
145	000:02:24	53947	4,292.97
146	000:02:24	40140	3,194.24

Concrete Test

Sample Identification: R3_2
 Machine ID: 6a127

Test Type: ASTM C39
 5/18/2020

TYPE	PEAK VALUES	UNITS
LOAD	37298	LBF
Diameter	4.00	IN
Length	8.00	IN
Cross-Sectional Area	12.57	IN ²
Sample Age	0.0	day(s)
Corrected Stress	2968.10	PSI
Average Pace Rate	372.15	LBF
Fracture Type	Type 1	
Correction Factor	1.000	
Temperature @ START	87.1	°F
Temperature @ FINISH	87.2	°F



READ #	TIME	LOAD	STRESS (PSI)
1	000:00:00	1003	79.82
2	000:00:01	1066	84.83

HM Data Download - Concrete Test Results

READ #	TIME	LOAD	STRESS (PSI)
3	000:00:02	1146	91.20
4	000:00:03	1225	97.48
5	000:00:04	1311	104.33
6	000:00:05	1388	110.45
7	000:00:06	1483	118.01
8	000:00:07	1579	125.65
9	000:00:08	1684	134.01
10	000:00:09	1781	141.73
11	000:00:10	1896	150.88
12	000:00:11	2015	160.35
13	000:00:12	2141	170.38
14	000:00:13	2258	179.69
15	000:00:14	2392	190.35
16	000:00:15	2508	199.58
17	000:00:16	2651	210.96
18	000:00:17	2786	221.70
19	000:00:18	2941	234.04
20	000:00:19	3101	246.77
21	000:00:20	3269	260.14
22	000:00:21	3445	274.14
23	000:00:22	3611	287.35
24	000:00:23	3798	302.24
25	000:00:24	3990	317.51
26	000:00:25	4170	331.84
27	000:00:26	4378	348.39
28	000:00:27	4591	365.34
29	000:00:28	4813	383.01
30	000:00:29	5043	401.31
31	000:00:30	5253	418.02
32	000:00:31	5498	437.52
33	000:00:32	5745	457.17
34	000:00:33	6001	477.54
35	000:00:34	6237	496.32
36	000:00:35	6505	517.65
37	000:00:36	6781	539.61
38	000:00:37	7063	562.06
39	000:00:38	7320	582.51
40	000:00:39	7614	605.90

HM Data Download - Concrete Test Results

READ #	TIME	LOAD	STRESS (PSI)
41	000:00:40	7891	627.95
42	000:00:41	8193	651.98
43	000:00:42	8500	676.41
44	000:00:43	8811	701.16
45	000:00:44	9097	723.92
46	000:00:45	9420	749.62
47	000:00:46	9747	775.64
48	000:00:47	10077	801.90
49	000:00:48	10382	826.17
50	000:00:49	10722	853.23
51	000:00:50	11069	880.84
52	000:00:51	11416	908.46
53	000:00:52	11736	933.92
54	000:00:53	12092	962.25
55	000:00:54	12452	990.90
56	000:00:55	12837	1,021.54
57	000:00:56	13267	1,055.75
58	000:00:57	13747	1,093.95
59	000:00:58	14227	1,132.15
60	000:00:59	14713	1,170.82
61	000:01:00	15157	1,206.16
62	000:01:01	15653	1,245.63
63	000:01:02	16151	1,285.26
64	000:01:03	16655	1,325.36
65	000:01:04	17112	1,361.73
66	000:01:05	17620	1,402.16
67	000:01:06	18133	1,442.98
68	000:01:07	18644	1,483.64
69	000:01:08	19108	1,520.57
70	000:01:09	19540	1,554.94
71	000:01:10	19931	1,586.06
72	000:01:11	20311	1,616.30
73	000:01:12	20683	1,645.90
74	000:01:13	21017	1,672.48
75	000:01:14	21389	1,702.08
76	000:01:15	21767	1,732.16
77	000:01:16	22140	1,761.85
78	000:01:17	22477	1,788.66

HM Data Download - Concrete Test Results

READ #	TIME	LOAD	STRESS (PSI)
79	000:01:18	22880	1,820.73
80	000:01:19	23316	1,855.43
81	000:01:20	23752	1,890.12
82	000:01:21	24145	1,921.40
83	000:01:22	24580	1,956.01
84	000:01:23	25015	1,990.63
85	000:01:24	25449	2,025.17
86	000:01:25	25841	2,056.36
87	000:01:26	26270	2,090.50
88	000:01:27	26703	2,124.96
89	000:01:28	27132	2,159.10
90	000:01:29	27519	2,189.89
91	000:01:30	27947	2,223.95
92	000:01:31	28372	2,257.77
93	000:01:32	28798	2,291.67
94	000:01:33	29179	2,321.99
95	000:01:34	29601	2,355.57
96	000:01:35	30019	2,388.84
97	000:01:36	30434	2,421.86
98	000:01:37	30808	2,451.62
99	000:01:38	31216	2,484.09
100	000:01:39	31621	2,516.32
101	000:01:40	32029	2,548.79
102	000:01:41	32393	2,577.75
103	000:01:42	32789	2,609.27
104	000:01:43	33178	2,640.22
105	000:01:44	33523	2,667.68
106	000:01:45	33898	2,697.52
107	000:01:46	34266	2,726.80
108	000:01:47	34627	2,755.53
109	000:01:48	34940	2,780.44
110	000:01:49	35280	2,807.49
111	000:01:50	35603	2,833.20
112	000:01:51	35917	2,858.18
113	000:01:52	36186	2,879.59
114	000:01:53	36467	2,901.95
115	000:01:54	36724	2,922.40
116	000:01:55	36952	2,940.55

HM Data Download - Concrete Test Results

READ #	TIME	LOAD	STRESS (PSI)
117	000:01:56	37122	2,954.07
118	000:01:57	37252	2,964.42
119	000:01:58	37297	2,968.00
120	000:01:59	37180	2,958.69
121	000:02:00	36682	2,919.06
122	000:02:01	34901	2,777.33
123	000:02:01	22708	1,807.05

Concrete Test

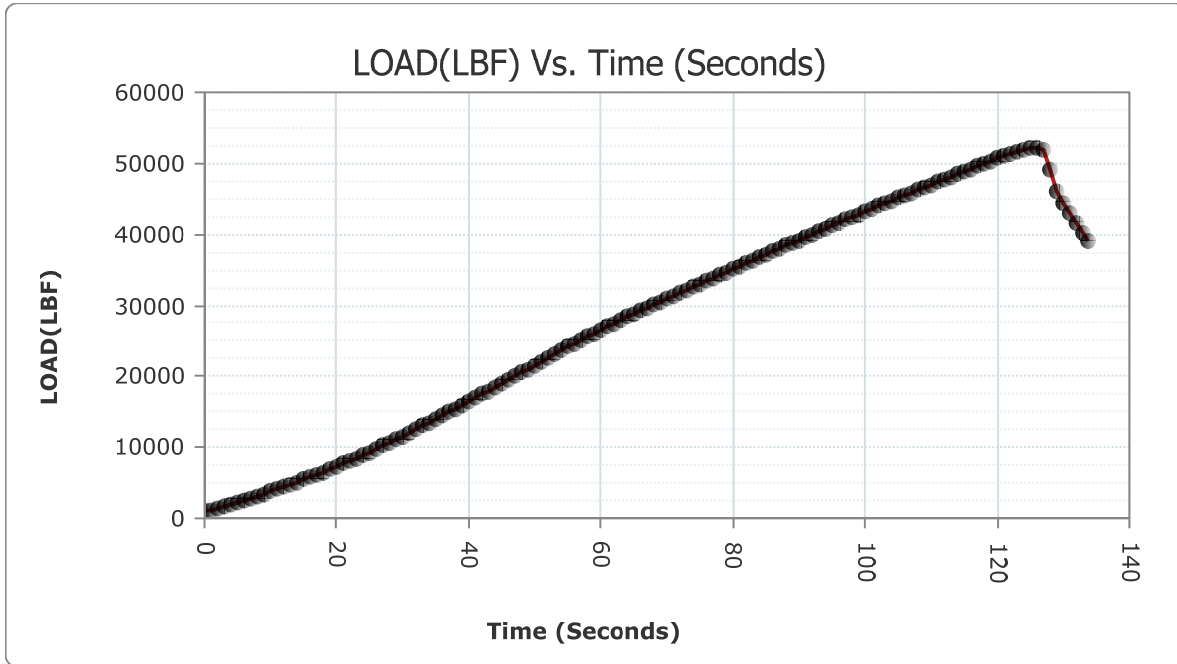
Sample Identification: R3D_3

Machine ID: 6a127

Test Type: ASTM C39

5/18/2020

TYPE	PEAK VALUES	UNITS
LOAD	52207	LBF
Diameter	4.00	IN
Length	8.00	IN
Cross-Sectional Area	12.57	IN ²
Sample Age	0.0	day(s)
Corrected Stress	4154.49	PSI
Average Pace Rate	395.04	LBF
Fracture Type	Type 1	
Correction Factor	1.000	
Temperature @ START	87.5	°F
Temperature @ FINISH	87.8	°F



READ #	TIME	LOAD	STRESS (PSI)
1	000:00:00	1016	80.85
2	000:00:01	1241	98.76

HM Data Download - Concrete Test Results

READ #	TIME	LOAD	STRESS (PSI)
3	000:00:02	1500	119.37
4	000:00:03	1766	140.53
5	000:00:04	2041	162.42
6	000:00:05	2296	182.71
7	000:00:06	2588	205.95
8	000:00:07	2884	229.50
9	000:00:08	3187	253.61
10	000:00:09	3467	275.90
11	000:00:10	3789	301.52
12	000:00:11	4116	327.54
13	000:00:12	4454	354.44
14	000:00:13	4761	378.87
15	000:00:14	5108	406.48
16	000:00:15	5466	434.97
17	000:00:16	5829	463.86
18	000:00:17	6160	490.20
19	000:00:18	6536	520.12
20	000:00:19	6915	550.28
21	000:00:20	7302	581.07
22	000:00:21	7696	612.43
23	000:00:22	8049	640.52
24	000:00:23	8463	673.46
25	000:00:24	8828	702.51
26	000:00:25	9249	736.01
27	000:00:26	9716	773.17
28	000:00:27	10188	810.74
29	000:00:28	10662	848.46
30	000:00:29	11095	882.91
31	000:00:30	11580	921.51
32	000:00:31	12074	960.82
33	000:00:32	12569	1,000.21
34	000:00:33	13021	1,036.18
35	000:00:34	13520	1,075.89
36	000:00:35	14018	1,115.52
37	000:00:36	14521	1,155.54
38	000:00:37	14971	1,191.35
39	000:00:38	15481	1,231.94
40	000:00:39	15989	1,272.36

HM Data Download - Concrete Test Results

READ #	TIME	LOAD	STRESS (PSI)
41	000:00:40	16500	1,313.03
42	000:00:41	16957	1,349.40
43	000:00:42	17470	1,390.22
44	000:00:43	17985	1,431.20
45	000:00:44	18503	1,472.42
46	000:00:45	18968	1,509.43
47	000:00:46	19490	1,550.96
48	000:00:47	20010	1,592.35
49	000:00:48	20534	1,634.04
50	000:00:49	21010	1,671.92
51	000:00:50	21536	1,713.78
52	000:00:51	22067	1,756.04
53	000:00:52	22598	1,798.29
54	000:00:53	23074	1,836.17
55	000:00:54	23607	1,878.59
56	000:00:55	24141	1,921.08
57	000:00:56	24672	1,963.34
58	000:00:57	25116	1,998.67
59	000:00:58	25584	2,035.91
60	000:00:59	26055	2,073.39
61	000:01:00	26527	2,110.95
62	000:01:01	26948	2,144.45
63	000:01:02	27418	2,181.86
64	000:01:03	27889	2,219.34
65	000:01:04	28361	2,256.90
66	000:01:05	28776	2,289.92
67	000:01:06	29234	2,326.37
68	000:01:07	29672	2,361.22
69	000:01:08	30101	2,395.36
70	000:01:09	30489	2,426.24
71	000:01:10	30919	2,460.46
72	000:01:11	31346	2,494.44
73	000:01:12	31778	2,528.81
74	000:01:13	32164	2,559.53
75	000:01:14	32592	2,593.59
76	000:01:15	33022	2,627.81
77	000:01:16	33449	2,661.79
78	000:01:17	33836	2,692.58

HM Data Download - Concrete Test Results

READ #	TIME	LOAD	STRESS (PSI)
79	000:01:18	34263	2,726.56
80	000:01:19	34685	2,760.14
81	000:01:20	35116	2,794.44
82	000:01:21	35494	2,824.52
83	000:01:22	35921	2,858.50
84	000:01:23	36348	2,892.48
85	000:01:24	36736	2,923.36
86	000:01:25	37158	2,956.94
87	000:01:26	37579	2,990.44
88	000:01:27	37998	3,023.78
89	000:01:28	38374	3,053.71
90	000:01:29	38789	3,086.73
91	000:01:30	39209	3,120.15
92	000:01:31	39622	3,153.02
93	000:01:32	39996	3,182.78
94	000:01:33	40408	3,215.57
95	000:01:34	40820	3,248.35
96	000:01:35	41230	3,280.98
97	000:01:36	41637	3,313.37
98	000:01:37	42006	3,342.73
99	000:01:38	42409	3,374.80
100	000:01:39	42815	3,407.11
101	000:01:40	43214	3,438.86
102	000:01:41	43574	3,467.51
103	000:01:42	43970	3,499.02
104	000:01:43	44364	3,530.38
105	000:01:44	44759	3,561.81
106	000:01:45	45108	3,589.58
107	000:01:46	45495	3,620.38
108	000:01:47	45878	3,650.86
109	000:01:48	46257	3,681.02
110	000:01:49	46600	3,708.31
111	000:01:50	46971	3,737.83
112	000:01:51	47341	3,767.28
113	000:01:52	47711	3,796.72
114	000:01:53	48055	3,824.10
115	000:01:54	48433	3,854.18
116	000:01:55	48811	3,884.26

HM Data Download - Concrete Test Results

READ #	TIME	LOAD	STRESS (PSI)
117	000:01:56	49194	3,914.73
118	000:01:57	49541	3,942.35
119	000:01:58	49929	3,973.22
120	000:01:59	50327	4,004.90
121	000:02:00	50707	4,035.13
122	000:02:01	51031	4,060.92
123	000:02:02	51375	4,088.29
124	000:02:03	51681	4,112.64
125	000:02:04	51948	4,133.89
126	000:02:05	52128	4,148.21
127	000:02:06	52202	4,154.10
128	000:02:07	51816	4,123.39
129	000:02:08	49026	3,901.37
130	000:02:09	46006	3,661.04
131	000:02:10	44399	3,533.16
132	000:02:11	43051	3,425.89
133	000:02:12	41607	3,310.98
134	000:02:13	40234	3,201.72
135	000:02:13	39152	3,115.62

Concrete Test

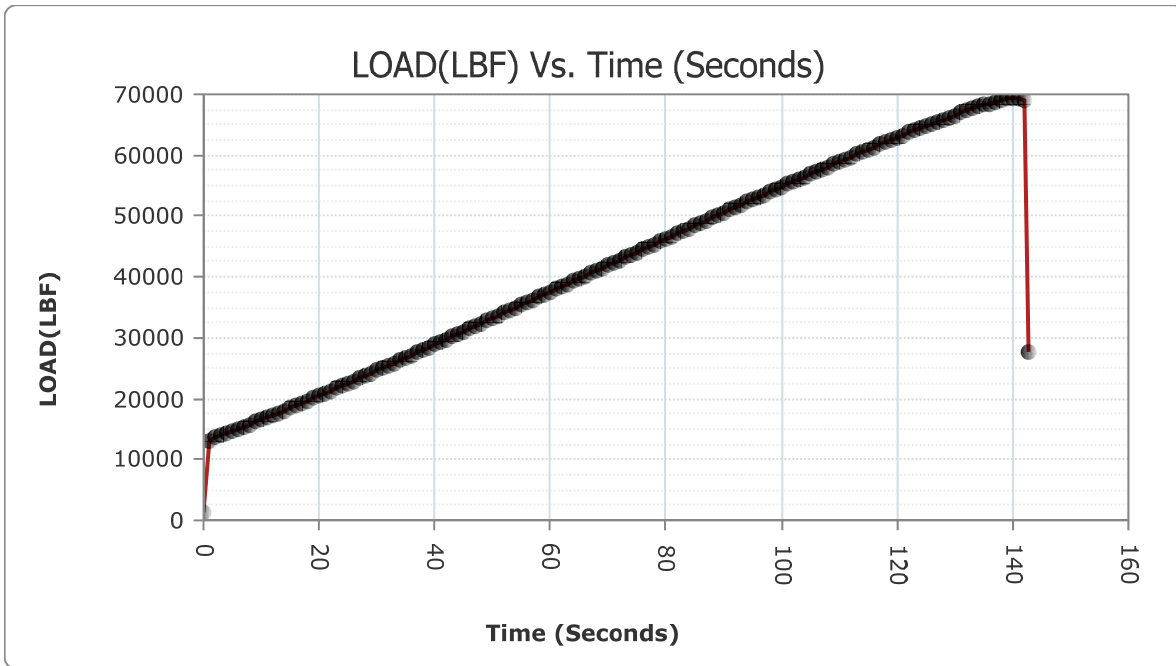
Sample Identification: R28_1

Machine ID: 6a127

Test Type: ASTM C39

6/12/2020

TYPE	PEAK VALUES	UNITS
LOAD	69371	LBF
Diameter	4.00	IN
Length	8.00	IN
Cross-Sectional Area	12.57	IN ²
Sample Age	0.0	day(s)
Corrected Stress	5520.35	PSI
Average Pace Rate	400.65	LBF
Fracture Type	Type 1	
Correction Factor	1.000	
Temperature @ START	87.0	°F
Temperature @ FINISH	86.9	°F



READ #	TIME	LOAD	STRESS (PSI)
1	000:00:00	1465	116.58
2	000:00:01	13112	1,043.42

HM Data Download - Concrete Test Results

READ #	TIME	LOAD	STRESS (PSI)
3	000:00:02	13713	1,091.25
4	000:00:03	14011	1,114.96
5	000:00:04	14347	1,141.70
6	000:00:05	14665	1,167.00
7	000:00:06	15027	1,195.81
8	000:00:07	15409	1,226.21
9	000:00:08	15748	1,253.19
10	000:00:09	16127	1,283.35
11	000:00:10	16516	1,314.30
12	000:00:11	16901	1,344.94
13	000:00:12	17259	1,373.43
14	000:00:13	17654	1,404.86
15	000:00:14	18054	1,436.69
16	000:00:15	18456	1,468.68
17	000:00:16	18819	1,497.57
18	000:00:17	19231	1,530.35
19	000:00:18	19643	1,563.14
20	000:00:19	20055	1,595.93
21	000:00:20	20426	1,625.45
22	000:00:21	20846	1,658.87
23	000:00:22	21265	1,692.21
24	000:00:23	21686	1,725.72
25	000:00:24	22065	1,755.88
26	000:00:25	22489	1,789.62
27	000:00:26	22913	1,823.36
28	000:00:27	23344	1,857.66
29	000:00:28	23726	1,888.06
30	000:00:29	24157	1,922.35
31	000:00:30	24591	1,956.89
32	000:00:31	25022	1,991.19
33	000:00:32	25414	2,022.38
34	000:00:33	25848	2,056.92
35	000:00:34	26283	2,091.53
36	000:00:35	26718	2,126.15
37	000:00:36	27115	2,157.74
38	000:00:37	27551	2,192.44
39	000:00:38	27992	2,227.53
40	000:00:39	28431	2,262.47

HM Data Download - Concrete Test Results

READ #	TIME	LOAD	STRESS (PSI)
41	000:00:40	28831	2,294.30
42	000:00:41	29270	2,329.23
43	000:00:42	29713	2,364.49
44	000:00:43	30154	2,399.58
45	000:00:44	30556	2,431.57
46	000:00:45	30998	2,466.74
47	000:00:46	31443	2,502.15
48	000:00:47	31890	2,537.73
49	000:00:48	32334	2,573.06
50	000:00:49	32732	2,604.73
51	000:00:50	33179	2,640.30
52	000:00:51	33628	2,676.03
53	000:00:52	34073	2,711.44
54	000:00:53	34475	2,743.43
55	000:00:54	34922	2,779.00
56	000:00:55	35370	2,814.66
57	000:00:56	35816	2,850.15
58	000:00:57	36217	2,882.06
59	000:00:58	36664	2,917.63
60	000:00:59	37112	2,953.28
61	000:01:00	37561	2,989.01
62	000:01:01	37963	3,021.00
63	000:01:02	38409	3,056.49
64	000:01:03	38855	3,091.98
65	000:01:04	39304	3,127.71
66	000:01:05	39706	3,159.70
67	000:01:06	40153	3,195.27
68	000:01:07	40606	3,231.32
69	000:01:08	41013	3,263.71
70	000:01:09	41460	3,299.28
71	000:01:10	41905	3,334.69
72	000:01:11	42354	3,370.42
73	000:01:12	42754	3,402.26
74	000:01:13	43199	3,437.67
75	000:01:14	43646	3,473.24
76	000:01:15	44090	3,508.57
77	000:01:16	44491	3,540.48
78	000:01:17	44937	3,575.97

HM Data Download - Concrete Test Results

READ #	TIME	LOAD	STRESS (PSI)
79	000:01:18	45380	3,611.23
80	000:01:19	45823	3,646.48
81	000:01:20	46226	3,678.55
82	000:01:21	46670	3,713.88
83	000:01:22	47112	3,749.05
84	000:01:23	47554	3,784.23
85	000:01:24	47951	3,815.82
86	000:01:25	48397	3,851.31
87	000:01:26	48837	3,886.32
88	000:01:27	49277	3,921.34
89	000:01:28	49674	3,952.93
90	000:01:29	50113	3,987.87
91	000:01:30	50553	4,022.88
92	000:01:31	50988	4,057.50
93	000:01:32	51384	4,089.01
94	000:01:33	51821	4,123.78
95	000:01:34	52256	4,158.40
96	000:01:35	52693	4,193.18
97	000:01:36	53082	4,224.13
98	000:01:37	53518	4,258.83
99	000:01:38	53949	4,293.13
100	000:01:39	54381	4,327.50
101	000:01:40	54769	4,358.38
102	000:01:41	55197	4,392.44
103	000:01:42	55623	4,426.34
104	000:01:43	56052	4,460.48
105	000:01:44	56438	4,491.19
106	000:01:45	56865	4,525.17
107	000:01:46	57286	4,558.67
108	000:01:47	57711	4,592.50
109	000:01:48	58088	4,622.50
110	000:01:49	58508	4,655.92
111	000:01:50	58926	4,689.18
112	000:01:51	59340	4,722.13
113	000:01:52	59712	4,751.73
114	000:01:53	60128	4,784.83
115	000:01:54	60535	4,817.22
116	000:01:55	60945	4,849.85

HM Data Download - Concrete Test Results

READ #	TIME	LOAD	STRESS (PSI)
117	000:01:56	61309	4,878.82
118	000:01:57	61715	4,911.12
119	000:01:58	62113	4,942.80
120	000:01:59	62512	4,974.55
121	000:02:00	62868	5,002.88
122	000:02:01	63262	5,034.23
123	000:02:02	63652	5,065.27
124	000:02:03	64034	5,095.66
125	000:02:04	64415	5,125.98
126	000:02:05	64753	5,152.88
127	000:02:06	65127	5,182.64
128	000:02:07	65498	5,212.17
129	000:02:08	65839	5,239.30
130	000:02:09	66206	5,268.51
131	000:02:10	66567	5,297.23
132	000:02:11	66925	5,325.72
133	000:02:12	67240	5,350.79
134	000:02:13	67579	5,377.77
135	000:02:14	67908	5,403.95
136	000:02:15	68226	5,429.25
137	000:02:16	68496	5,450.74
138	000:02:17	68768	5,472.38
139	000:02:18	69009	5,491.56
140	000:02:19	69207	5,507.32
141	000:02:20	69332	5,517.27
142	000:02:21	69364	5,519.81
143	000:02:22	69040	5,494.03
144	000:02:22	27818	2,213.69

Concrete Test

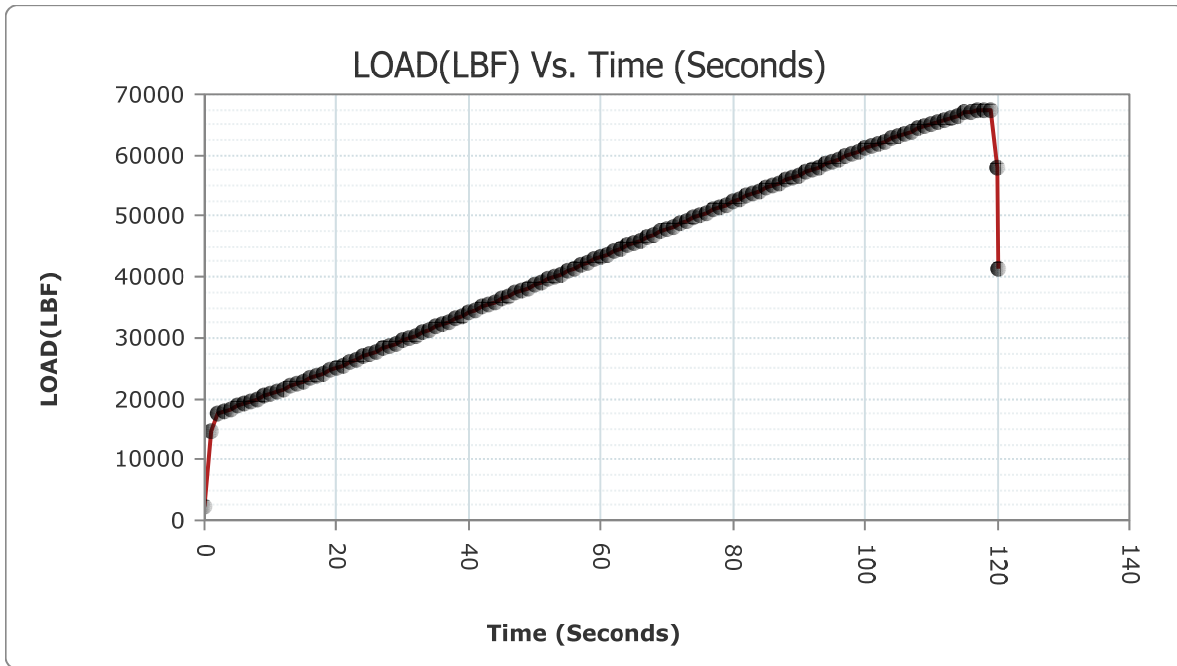
Sample Identification: R28_2

Machine ID: 6a127

Test Type: ASTM C39

6/12/2020

TYPE	PEAK VALUES	UNITS
LOAD	67559	LBF
Diameter	4.00	IN
Length	8.00	IN
Cross-Sectional Area	12.57	IN ²
Sample Age	0.0	day(s)
Corrected Stress	5376.18	PSI
Average Pace Rate	432.86	LBF
Fracture Type	Type 1	
Correction Factor	1.000	
Temperature @ START	86.8	°F
Temperature @ FINISH	86.9	°F



READ #	TIME	LOAD	STRESS (PSI)
1	000:00:00	2430	193.37
2	000:00:01	14773	1,175.60

HM Data Download - Concrete Test Results

READ #	TIME	LOAD	STRESS (PSI)
3	000:00:02	17733	1,411.15
4	000:00:03	18008	1,433.03
5	000:00:04	18385	1,463.03
6	000:00:05	18742	1,491.44
7	000:00:06	19145	1,523.51
8	000:00:07	19556	1,556.22
9	000:00:08	19972	1,589.32
10	000:00:09	20353	1,619.64
11	000:00:10	20780	1,653.62
12	000:00:11	21208	1,687.68
13	000:00:12	21641	1,722.14
14	000:00:13	22035	1,753.49
15	000:00:14	22471	1,788.19
16	000:00:15	22913	1,823.36
17	000:00:16	23355	1,858.53
18	000:00:17	23753	1,890.20
19	000:00:18	24202	1,925.93
20	000:00:19	24649	1,961.51
21	000:00:20	25101	1,997.47
22	000:00:21	25508	2,029.86
23	000:00:22	25960	2,065.83
24	000:00:23	26417	2,102.20
25	000:00:24	26872	2,138.41
26	000:00:25	27283	2,171.11
27	000:00:26	27740	2,207.48
28	000:00:27	28198	2,243.93
29	000:00:28	28664	2,281.01
30	000:00:29	29077	2,313.87
31	000:00:30	29554	2,351.83
32	000:00:31	30017	2,388.68
33	000:00:32	30437	2,422.10
34	000:00:33	30900	2,458.94
35	000:00:34	31365	2,495.95
36	000:00:35	31834	2,533.27
37	000:00:36	32248	2,566.21
38	000:00:37	32717	2,603.54
39	000:00:38	33183	2,640.62
40	000:00:39	33655	2,678.18

HM Data Download - Concrete Test Results

READ #	TIME	LOAD	STRESS (PSI)
41	000:00:40	34073	2,711.44
42	000:00:41	34543	2,748.84
43	000:00:42	35014	2,786.33
44	000:00:43	35481	2,823.49
45	000:00:44	35908	2,857.47
46	000:00:45	36379	2,894.95
47	000:00:46	36845	2,932.03
48	000:00:47	37318	2,969.67
49	000:00:48	37742	3,003.41
50	000:00:49	38212	3,040.81
51	000:00:50	38683	3,078.30
52	000:00:51	39152	3,115.62
53	000:00:52	39625	3,153.26
54	000:00:53	40048	3,186.92
55	000:00:54	40519	3,224.40
56	000:00:55	40989	3,261.80
57	000:00:56	41457	3,299.04
58	000:00:57	41884	3,333.02
59	000:00:58	42355	3,370.50
60	000:00:59	42826	3,407.98
61	000:01:00	43298	3,445.55
62	000:01:01	43721	3,479.21
63	000:01:02	44189	3,516.45
64	000:01:03	44661	3,554.01
65	000:01:04	45128	3,591.17
66	000:01:05	45554	3,625.07
67	000:01:06	46022	3,662.31
68	000:01:07	46491	3,699.64
69	000:01:08	46958	3,736.80
70	000:01:09	47382	3,770.54
71	000:01:10	47848	3,807.62
72	000:01:11	48313	3,844.63
73	000:01:12	48779	3,881.71
74	000:01:13	49198	3,915.05
75	000:01:14	49663	3,952.06
76	000:01:15	50127	3,988.98
77	000:01:16	50591	4,025.90
78	000:01:17	51010	4,059.25

HM Data Download - Concrete Test Results

READ #	TIME	LOAD	STRESS (PSI)
79	000:01:18	51471	4,095.93
80	000:01:19	51930	4,132.46
81	000:01:20	52391	4,169.14
82	000:01:21	52804	4,202.01
83	000:01:22	53263	4,238.53
84	000:01:23	53720	4,274.90
85	000:01:24	54176	4,311.19
86	000:01:25	54586	4,343.82
87	000:01:26	55040	4,379.94
88	000:01:27	55491	4,415.83
89	000:01:28	55945	4,451.96
90	000:01:29	56348	4,484.03
91	000:01:30	56803	4,520.24
92	000:01:31	57254	4,556.13
93	000:01:32	57658	4,588.28
94	000:01:33	58101	4,623.53
95	000:01:34	58545	4,658.86
96	000:01:35	58984	4,693.80
97	000:01:36	59381	4,725.39
98	000:01:37	59817	4,760.09
99	000:01:38	60253	4,794.78
100	000:01:39	60685	4,829.16
101	000:01:40	61071	4,859.88
102	000:01:41	61498	4,893.86
103	000:01:42	61924	4,927.76
104	000:01:43	62345	4,961.26
105	000:01:44	62721	4,991.18
106	000:01:45	63137	5,024.28
107	000:01:46	63548	5,056.99
108	000:01:47	63957	5,089.54
109	000:01:48	64321	5,118.50
110	000:01:49	64721	5,150.33
111	000:01:50	65114	5,181.61
112	000:01:51	65500	5,212.32
113	000:01:52	65842	5,239.54
114	000:01:53	66212	5,268.98
115	000:01:54	66574	5,297.79
116	000:01:55	66915	5,324.93

HM Data Download - Concrete Test Results

READ #	TIME	LOAD	STRESS (PSI)
117	000:01:56	67174	5,345.54
118	000:01:57	67418	5,364.95
119	000:01:58	67551	5,375.54
120	000:01:59	67376	5,361.61
121	000:02:00	57888	4,606.58
122	000:02:00	41339	3,289.65

Concrete Test

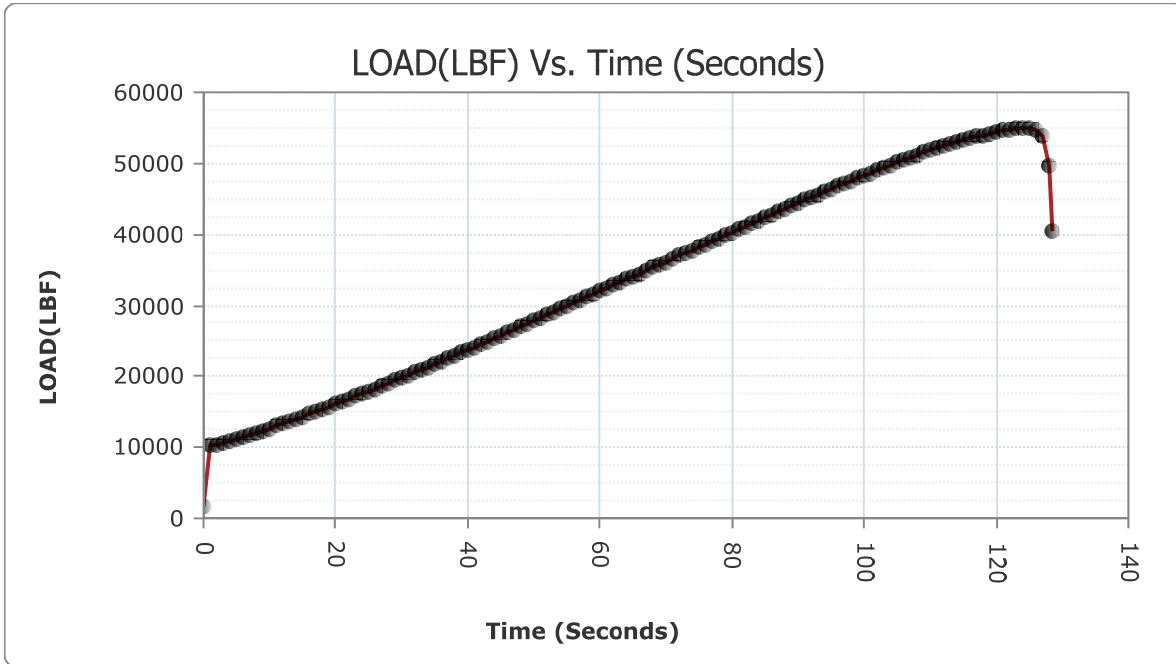
Sample Identification: R28_3

Machine ID: 6a127

Test Type: ASTM C39

6/12/2020

TYPE	PEAK VALUES	UNITS
LOAD	54965	LBF
Diameter	4.00	IN
Length	8.00	IN
Cross-Sectional Area	12.57	IN ²
Sample Age	0.0	day(s)
Corrected Stress	4373.98	PSI
Average Pace Rate	372.49	LBF
Fracture Type	Type 1	
Correction Factor	1.000	
Temperature @ START	87.0	°F
Temperature @ FINISH	86.9	°F



READ #	TIME	LOAD	STRESS (PSI)
1	000:00:00	1565	124.54
2	000:00:01	10192	811.05

HM Data Download - Concrete Test Results

READ #	TIME	LOAD	STRESS (PSI)
3	000:00:02	10326	821.72
4	000:00:03	10620	845.11
5	000:00:04	10906	867.87
6	000:00:05	11169	888.80
7	000:00:06	11470	912.75
8	000:00:07	11776	937.10
9	000:00:08	12088	961.93
10	000:00:09	12378	985.01
11	000:00:10	12697	1,010.40
12	000:00:11	13026	1,036.58
13	000:00:12	13359	1,063.08
14	000:00:13	13662	1,087.19
15	000:00:14	14005	1,114.48
16	000:00:15	14353	1,142.18
17	000:00:16	14667	1,167.16
18	000:00:17	15019	1,195.17
19	000:00:18	15374	1,223.42
20	000:00:19	15735	1,252.15
21	000:00:20	16061	1,278.09
22	000:00:21	16430	1,307.46
23	000:00:22	16795	1,336.50
24	000:00:23	17168	1,366.19
25	000:00:24	17511	1,393.48
26	000:00:25	17886	1,423.32
27	000:00:26	18269	1,453.80
28	000:00:27	18655	1,484.52
29	000:00:28	19006	1,512.45
30	000:00:29	19399	1,543.72
31	000:00:30	19793	1,575.08
32	000:00:31	20188	1,606.51
33	000:00:32	20546	1,635.00
34	000:00:33	20946	1,666.83
35	000:00:34	21348	1,698.82
36	000:00:35	21750	1,730.81
37	000:00:36	22156	1,763.12
38	000:00:37	22519	1,792.01
39	000:00:38	22929	1,824.63
40	000:00:39	23336	1,857.02

HM Data Download - Concrete Test Results

READ #	TIME	LOAD	STRESS (PSI)
41	000:00:40	23750	1,889.96
42	000:00:41	24121	1,919.49
43	000:00:42	24536	1,952.51
44	000:00:43	24950	1,985.46
45	000:00:44	25366	2,018.56
46	000:00:45	25743	2,048.56
47	000:00:46	26161	2,081.83
48	000:00:47	26582	2,115.33
49	000:00:48	27003	2,148.83
50	000:00:49	27381	2,178.91
51	000:00:50	27806	2,212.73
52	000:00:51	28228	2,246.31
53	000:00:52	28654	2,280.21
54	000:00:53	29036	2,310.61
55	000:00:54	29461	2,344.43
56	000:00:55	29885	2,378.17
57	000:00:56	30313	2,412.23
58	000:00:57	30696	2,442.71
59	000:00:58	31122	2,476.61
60	000:00:59	31550	2,510.67
61	000:01:00	31979	2,544.81
62	000:01:01	32365	2,575.52
63	000:01:02	32791	2,609.42
64	000:01:03	33221	2,643.64
65	000:01:04	33650	2,677.78
66	000:01:05	34036	2,708.50
67	000:01:06	34464	2,742.56
68	000:01:07	34895	2,776.86
69	000:01:08	35322	2,810.84
70	000:01:09	35711	2,841.79
71	000:01:10	36139	2,875.85
72	000:01:11	36565	2,909.75
73	000:01:12	36993	2,943.81
74	000:01:13	37378	2,974.45
75	000:01:14	37804	3,008.35
76	000:01:15	38243	3,043.28
77	000:01:16	38629	3,074.00
78	000:01:17	39054	3,107.82

HM Data Download - Concrete Test Results

READ #	TIME	LOAD	STRESS (PSI)
79	000:01:18	39476	3,141.40
80	000:01:19	39904	3,175.46
81	000:01:20	40285	3,205.78
82	000:01:21	40711	3,239.68
83	000:01:22	41134	3,273.34
84	000:01:23	41554	3,306.76
85	000:01:24	41933	3,336.92
86	000:01:25	42354	3,370.42
87	000:01:26	42774	3,403.85
88	000:01:27	43195	3,437.35
89	000:01:28	43573	3,467.43
90	000:01:29	43989	3,500.53
91	000:01:30	44404	3,533.56
92	000:01:31	44817	3,566.42
93	000:01:32	45190	3,596.11
94	000:01:33	45599	3,628.65
95	000:01:34	46007	3,661.12
96	000:01:35	46407	3,692.95
97	000:01:36	46766	3,721.52
98	000:01:37	47165	3,753.27
99	000:01:38	47565	3,785.10
100	000:01:39	47958	3,816.38
101	000:01:40	48299	3,843.51
102	000:01:41	48666	3,872.72
103	000:01:42	49034	3,902.00
104	000:01:43	49406	3,931.60
105	000:01:44	49778	3,961.21
106	000:01:45	50111	3,987.71
107	000:01:46	50478	4,016.91
108	000:01:47	50838	4,045.56
109	000:01:48	51192	4,073.73
110	000:01:49	51501	4,098.32
111	000:01:50	51822	4,123.86
112	000:01:51	52134	4,148.69
113	000:01:52	52438	4,172.88
114	000:01:53	52699	4,193.65
115	000:01:54	52980	4,216.01
116	000:01:55	53259	4,238.22

HM Data Download - Concrete Test Results

READ #	TIME	LOAD	STRESS (PSI)
117	000:01:56	53523	4,259.23
118	000:01:57	53747	4,277.05
119	000:01:58	53995	4,296.79
120	000:01:59	54233	4,315.73
121	000:02:00	54463	4,334.03
122	000:02:01	54653	4,349.15
123	000:02:02	54837	4,363.79
124	000:02:03	54945	4,372.38
125	000:02:04	54962	4,373.74
126	000:02:05	54903	4,369.04
127	000:02:06	54654	4,349.23
128	000:02:07	53837	4,284.21
129	000:02:08	49806	3,963.44
130	000:02:08	40343	3,210.39

Mix Pea Gravel - Green

Target Temp: 70 °F

Date Cast:	2/11/2020	Temp During Casting (°F):	65
Time of Casting:	12:55:00 PM	Air Content (%):	8.4

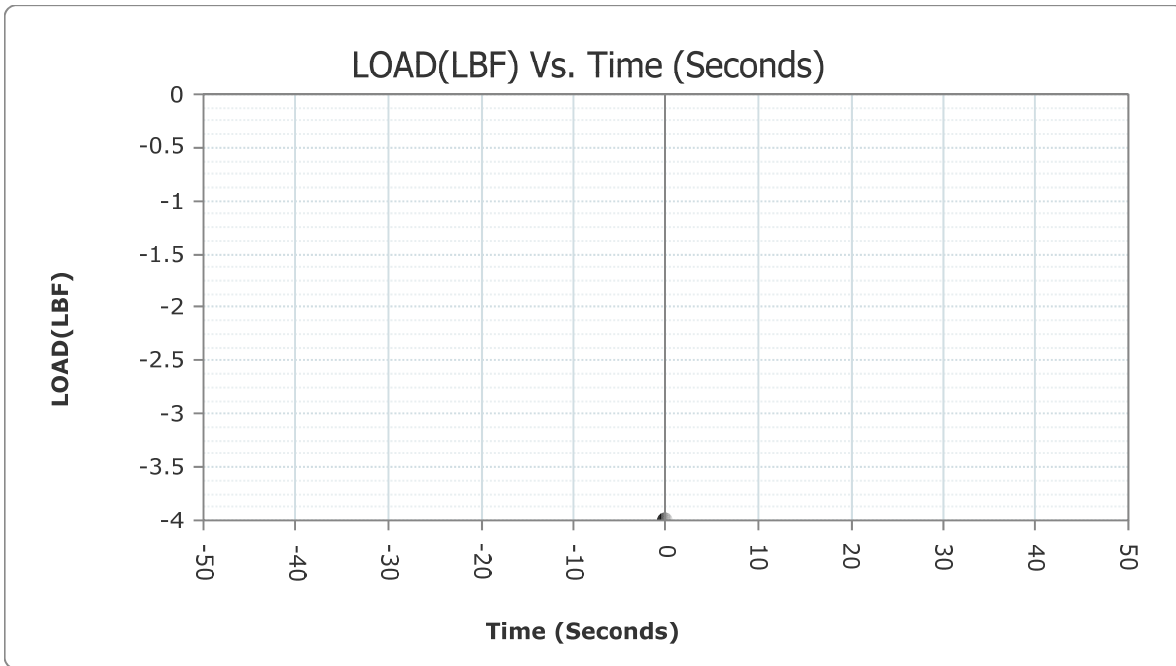
Test Date:					Compressive Strength (psi)	AVE Compressive Strength (psi)
Date:	Time interval	Target Time	Actual Test Time	Time Elapsed (hr)		
2/11/2020	1.5 HR	2:25:00 PM	2:25:00 PM	1.50	NA - Too Wet	
2/11/2020	1.5 HR	2:25:00 PM	2:25:00 PM	1.50	NA - Too Wet	NA
2/11/2020	1.5 HR	2:25:00 PM	2:25:00 PM	1.50	NA - Too Wet	
2/11/2020	2 HR	2:55:00 PM	2:55:00 PM	2.00	NA - Too Wet	
2/11/2020	2 HR	2:55:00 PM	2:55:00 PM	2.00	NA - Too Wet	45
2/11/2020	2 HR	2:55:00 PM	3:02:00 PM	2.12	45	
2/11/2020	2.5 HR	3:25:00 PM	3:25:00 PM	2.50	NA - Too Wet	
2/11/2020	2.5 HR	3:25:00 PM	3:25:00 PM	2.50	NA - Too Wet	49
2/11/2020	2.5 HR	3:25:00 PM	3:28:00 PM	2.55	49	
2/11/2020	3 HR	3:55:00 PM	3:58:00 PM	3.05	97	
2/11/2020	3 HR	3:55:00 PM	4:00:00 PM	3.08	79	86
2/11/2020	3 HR	3:55:00 PM	4:02:00 PM	3.12	83	
2/11/2020	3.5 HR	4:25:00 PM	4:25:00 PM	3.50	NA - Too Wet	
2/11/2020	3.5 HR	4:25:00 PM	4:24:00 PM	3.48	65	69
2/11/2020	3.5 HR	4:25:00 PM	4:26:00 PM	3.52	73	
2/11/2020	4 HR	4:55:00 PM	4:58:00 PM	4.05	1360	
2/11/2020	4 HR	4:55:00 PM	5:00:00 PM	4.08	257	692
2/11/2020	4 HR	4:55:00 PM	5:02:00 PM	4.12	459	
2/11/2020	6 HR	6:55:00 PM	6:57:00 PM	6.03	2758	
2/11/2020	6 HR	6:55:00 PM	7:02:00 PM	6.12	2993	2866
2/11/2020	6 HR	6:55:00 PM	7:07:00 PM	6.20	2846	
2/12/2020	24 HR	12:55:00 PM	12:49:00 PM	23.90	4394	
2/12/2020	24 HR	12:55:00 PM	12:54:00 PM	23.98	2597	3907
2/12/2020	24 HR	12:55:00 PM	1:00:00 PM	24.08	4729	
2/14/2020	3 DAY	12:55:00 PM	12:48:00 PM	71.88	5414	
2/14/2020	3 DAY	12:55:00 PM	12:53:00 PM	71.97	4873	5042
2/14/2020	3 DAY	12:55:00 PM	12:57:00 PM	72.03	4840	
3/10/2020	28 DAY	12:55:00 PM	12:51:00 PM	671.93	3716	
3/10/2020	28 DAY	12:55:00 PM	12:56:00 PM	672.02	7557	6351
3/10/2020	28 DAY	12:55:00 PM	1:01:00 PM	672.10	7779	

Concrete Test

Sample Identification: G2A
Machine ID: 6a127

Test Type: ASTM C39
2/11/2020

TYPE	PEAK VALUES	UNITS
LOAD	0	LBF
Diameter	4.00	IN
Length	8.00	IN
Cross-Sectional Area	12.57	IN ²
Sample Age	0.0	day(s)
Corrected Stress	0.00	PSI
Average Pace Rate	0.00	PSI/SEC
Fracture Type	Type 3	
Correction Factor	1.000	
Temperature @ START	70.9	°F
Temperature @ FINISH	70.9	°F



READ #	TIME	LOAD	STRESS (PSI)
1	000:00:00	-4	-0.32

Concrete Test

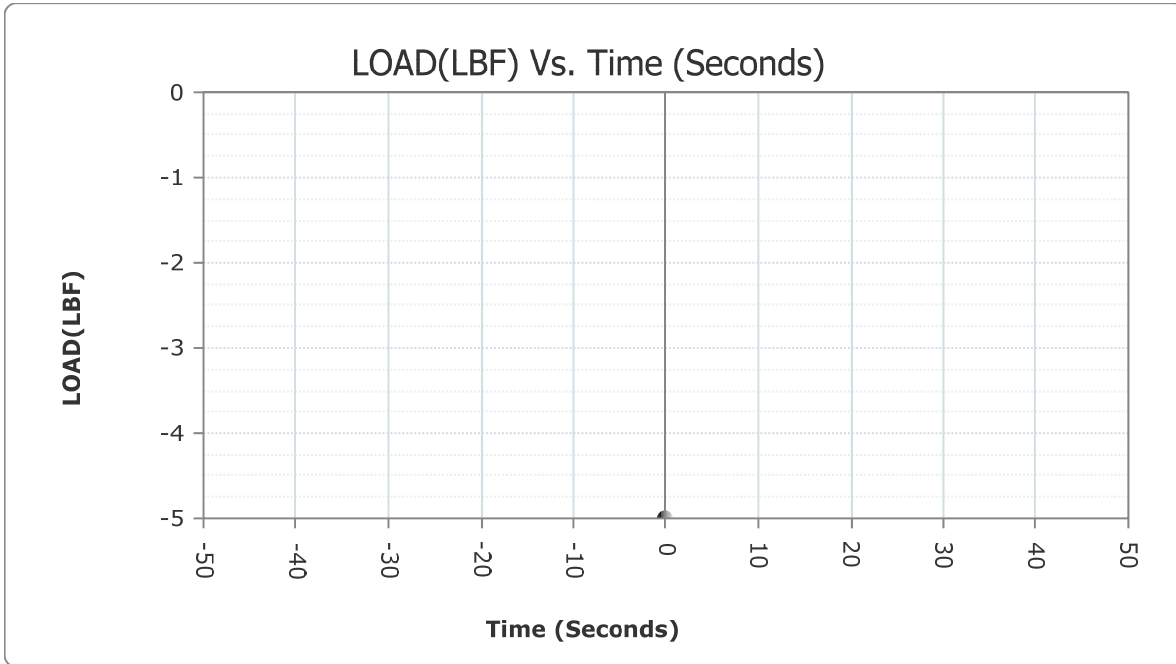
Sample Identification: G25A

Machine ID: 6a127

Test Type: ASTM C39

2/11/2020

TYPE	PEAK VALUES	UNITS
LOAD	0	LBF
Diameter	4.00	IN
Length	8.00	IN
Cross-Sectional Area	12.57	IN ²
Sample Age	0.0	day(s)
Corrected Stress	0.00	PSI
Average Pace Rate	0.00	PSI/SEC
Fracture Type	Type 1	
Correction Factor	1.000	
Temperature @ START	70.2	°F
Temperature @ FINISH	70.2	°F



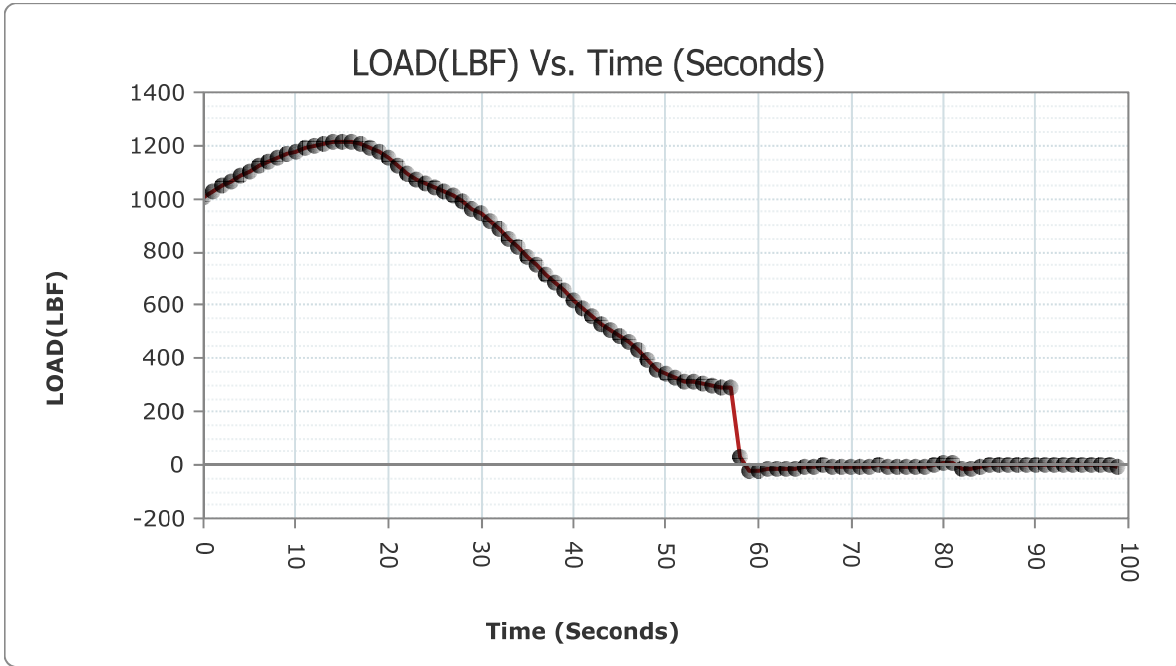
READ #	TIME	LOAD	STRESS (PSI)
1	000:00:00	-5	-0.40

Concrete Test

Sample Identification: G3A
 Machine ID: 6a127

Test Type: ASTM C39
 2/11/2020

TYPE	PEAK VALUES	UNITS
LOAD	1217	LBF
Diameter	4.00	IN
Length	8.00	IN
Cross-Sectional Area	12.57	IN ²
Sample Age	0.0	day(s)
Corrected Stress	96.82	PSI
Average Pace Rate	0.00	PSI/SEC
Fracture Type	Type 1	
Correction Factor	1.000	
Temperature @ START	69.9	°F
Temperature @ FINISH	70.1	°F



READ #	TIME	LOAD	STRESS (PSI)
1	000:00:00	1003	79.82
2	000:00:01	1024	81.49

HM Data Download - Concrete Test Results

READ #	TIME	LOAD	STRESS (PSI)
3	000:00:02	1047	83.32
4	000:00:03	1067	84.91
5	000:00:04	1086	86.42
6	000:00:05	1105	87.93
7	000:00:06	1124	89.45
8	000:00:07	1138	90.56
9	000:00:08	1151	91.59
10	000:00:09	1168	92.95
11	000:00:10	1174	93.42
12	000:00:11	1189	94.62
13	000:00:12	1201	95.57
14	000:00:13	1205	95.89
15	000:00:14	1211	96.37
16	000:00:15	1213	96.53
17	000:00:16	1216	96.77
18	000:00:17	1209	96.21
19	000:00:18	1193	94.94
20	000:00:19	1173	93.34
21	000:00:20	1150	91.51
22	000:00:21	1122	89.29
23	000:00:22	1092	86.90
24	000:00:23	1072	85.31
25	000:00:24	1059	84.27
26	000:00:25	1044	83.08
27	000:00:26	1030	81.96
28	000:00:27	1011	80.45
29	000:00:28	988	78.62
30	000:00:29	963	76.63
31	000:00:30	942	74.96
32	000:00:31	913	72.65
33	000:00:32	882	70.19
34	000:00:33	850	67.64
35	000:00:34	820	65.25
36	000:00:35	783	62.31
37	000:00:36	749	59.60
38	000:00:37	716	56.98
39	000:00:38	687	54.67
40	000:00:39	654	52.04

HM Data Download - Concrete Test Results

READ #	TIME	LOAD	STRESS (PSI)
41	000:00:40	620	49.34
42	000:00:41	589	46.87
43	000:00:42	558	44.40
44	000:00:43	531	42.26
45	000:00:44	506	40.27
46	000:00:45	485	38.60
47	000:00:46	459	36.53
48	000:00:47	430	34.22
49	000:00:48	396	31.51
50	000:00:49	358	28.49
51	000:00:50	341	27.14
52	000:00:51	328	26.10
53	000:00:52	316	25.15
54	000:00:53	311	24.75
55	000:00:54	304	24.19
56	000:00:55	297	23.63
57	000:00:56	291	23.16
58	000:00:57	287	22.84
59	000:00:58	31	2.47
60	000:00:59	-19	-1.51
61	000:01:00	-20	-1.59
62	000:01:01	-12	-0.95
63	000:01:02	-15	-1.19
64	000:01:03	-14	-1.11
65	000:01:04	-13	-1.03
66	000:01:05	-5	-0.40
67	000:01:06	-4	-0.32
68	000:01:07	-2	-0.16
69	000:01:08	-7	-0.56
70	000:01:09	-10	-0.80
71	000:01:10	-9	-0.72
72	000:01:11	-7	-0.56
73	000:01:12	-9	-0.72
74	000:01:13	0	0.00
75	000:01:14	-6	-0.48
76	000:01:15	-8	-0.64
77	000:01:16	-8	-0.64
78	000:01:17	-7	-0.56

HM Data Download - Concrete Test Results

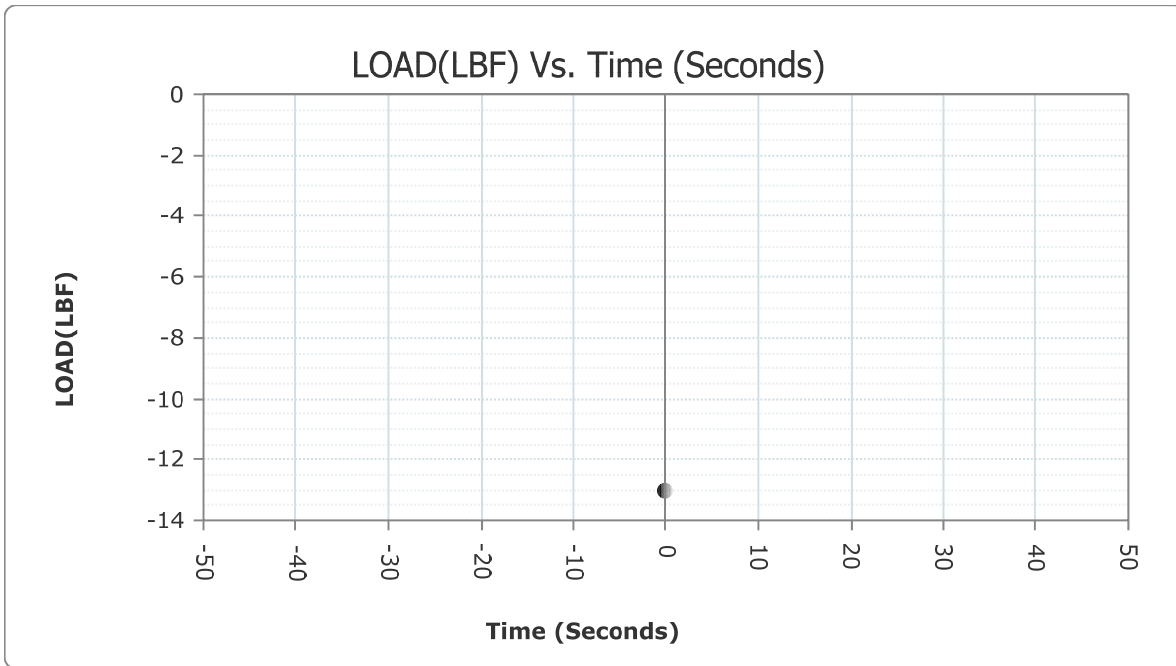
READ #	TIME	LOAD	STRESS (PSI)
79	000:01:18	-9	-0.72
80	000:01:19	-2	-0.16
81	000:01:20	9	0.72
82	000:01:21	6	0.48
83	000:01:22	-16	-1.27
84	000:01:23	-16	-1.27
85	000:01:24	-6	-0.48
86	000:01:25	-2	-0.16
87	000:01:26	-2	-0.16
88	000:01:27	-3	-0.24
89	000:01:28	0	0.00
90	000:01:29	-3	-0.24
91	000:01:30	-1	-0.08
92	000:01:31	-3	-0.24
93	000:01:32	-1	-0.08
94	000:01:33	2	0.16
95	000:01:34	-3	-0.24
96	000:01:35	2	0.16
97	000:01:36	0	0.00
98	000:01:37	-1	-0.08
99	000:01:38	1	0.08
100	000:01:38	-4	-0.32

Concrete Test

Sample Identification: G3B
 Machine ID: 6a127

Test Type: ASTM C39
 2/11/2020

TYPE	PEAK VALUES	UNITS
LOAD	0	LBF
Diameter	4.00	IN
Length	8.00	IN
Cross-Sectional Area	12.57	IN ²
Sample Age	0.0	day(s)
Corrected Stress	0.00	PSI
Average Pace Rate	0.00	PSI/SEC
Fracture Type	Type 1	
Correction Factor	1.000	
Temperature @ START	70.6	°F
Temperature @ FINISH	70.6	°F



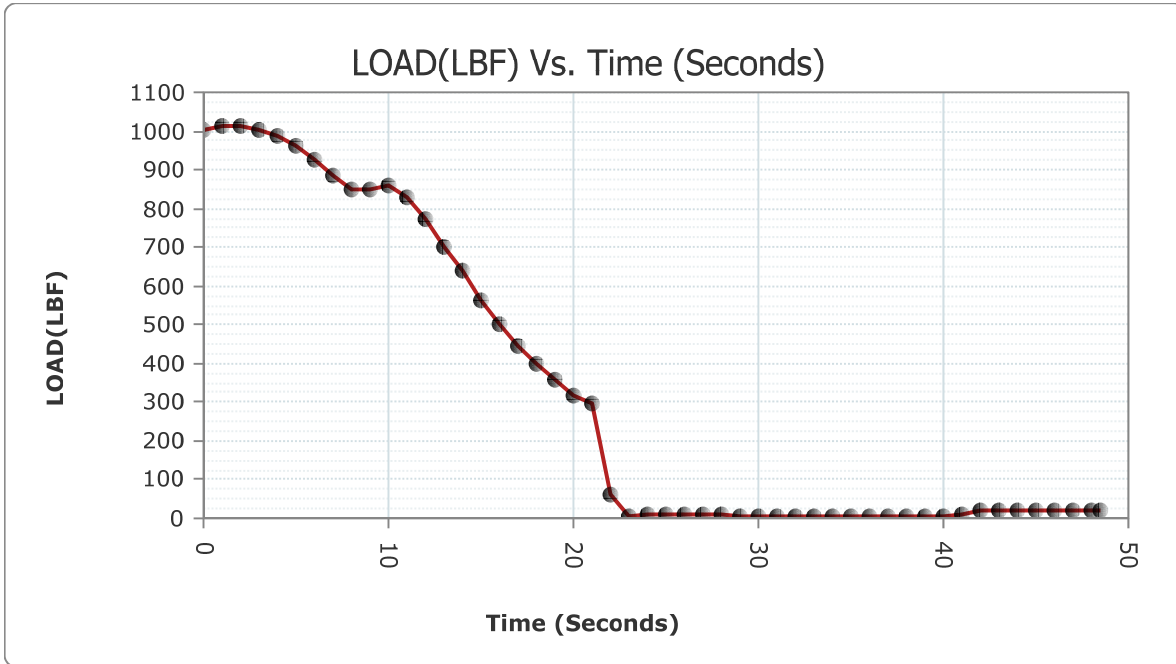
READ #	TIME	LOAD	STRESS (PSI)
1	000:00:00	-13	-1.03

Concrete Test

Sample Identification: G3C
 Machine ID: 6a127

Test Type: ASTM C39
 2/11/2020

TYPE	PEAK VALUES	UNITS
LOAD	1017	LBF
Diameter	4.00	IN
Length	8.00	IN
Cross-Sectional Area	12.57	IN ²
Sample Age	0.0	day(s)
Corrected Stress	80.90	PSI
Average Pace Rate	0.00	PSI/SEC
Fracture Type	Type 1	
Correction Factor	1.000	
Temperature @ START	71.3	°F
Temperature @ FINISH	71.6	°F



READ #	TIME	LOAD	STRESS (PSI)
1	000:00:00	1002	79.74
2	000:00:01	1014	80.69

HM Data Download - Concrete Test Results

READ #	TIME	LOAD	STRESS (PSI)
3	000:00:02	1015	80.77
4	000:00:03	1005	79.98
5	000:00:04	987	78.54
6	000:00:05	962	76.55
7	000:00:06	927	73.77
8	000:00:07	885	70.43
9	000:00:08	851	67.72
10	000:00:09	848	67.48
11	000:00:10	862	68.60
12	000:00:11	831	66.13
13	000:00:12	773	61.51
14	000:00:13	700	55.70
15	000:00:14	638	50.77
16	000:00:15	564	44.88
17	000:00:16	502	39.95
18	000:00:17	444	35.33
19	000:00:18	398	31.67
20	000:00:19	358	28.49
21	000:00:20	318	25.31
22	000:00:21	298	23.71
23	000:00:22	59	4.70
24	000:00:23	6	0.48
25	000:00:24	8	0.64
26	000:00:25	9	0.72
27	000:00:26	12	0.95
28	000:00:27	9	0.72
29	000:00:28	10	0.80
30	000:00:29	7	0.56
31	000:00:30	6	0.48
32	000:00:31	5	0.40
33	000:00:32	5	0.40
34	000:00:33	6	0.48
35	000:00:34	6	0.48
36	000:00:35	7	0.56
37	000:00:36	5	0.40
38	000:00:37	7	0.56
39	000:00:38	5	0.40
40	000:00:39	6	0.48

HM Data Download - Concrete Test Results

READ #	TIME	LOAD	STRESS (PSI)
41	000:00:40	4	0.32
42	000:00:41	9	0.72
43	000:00:42	20	1.59
44	000:00:43	23	1.83
45	000:00:44	23	1.83
46	000:00:45	19	1.51
47	000:00:46	21	1.67
48	000:00:47	21	1.67
49	000:00:48	23	1.83
50	000:00:48	23	1.83

Concrete Test

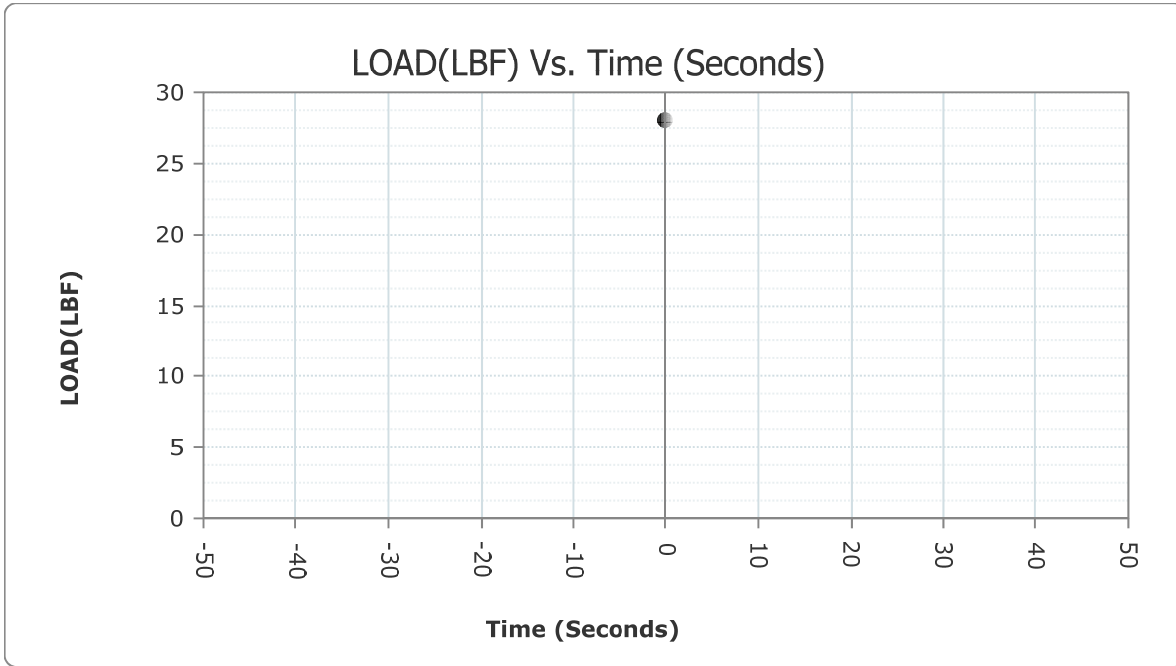
Sample Identification: G35A

Machine ID: 6a127

Test Type: ASTM C39

2/11/2020

TYPE	PEAK VALUES	UNITS
LOAD	28	LBF
Diameter	4.00	IN
Length	8.00	IN
Cross-Sectional Area	12.57	IN ²
Sample Age	0.0	day(s)
Corrected Stress	2.26	PSI
Average Pace Rate	0.00	PSI/SEC
Fracture Type	Type 1	
Correction Factor	1.000	
Temperature @ START	70.3	°F
Temperature @ FINISH	70.3	°F



READ #	TIME	LOAD	STRESS (PSI)
1	000:00:00	28	2.23

Concrete Test

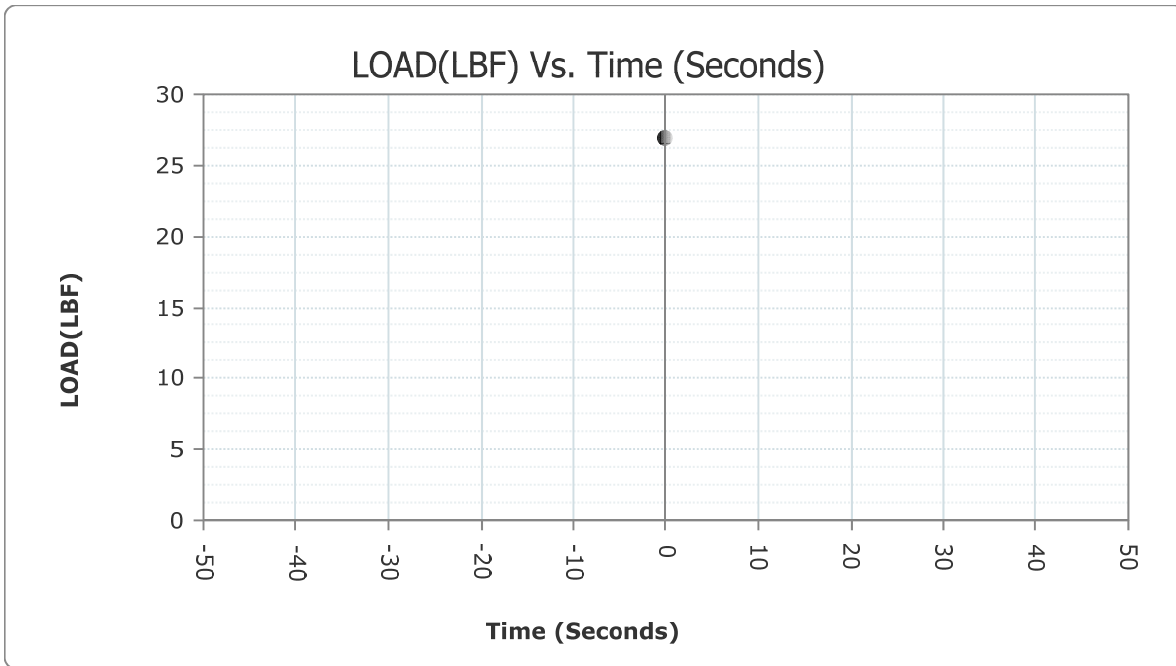
Sample Identification: G35B

Machine ID: 6a127

Test Type: ASTM C39

2/11/2020

TYPE	PEAK VALUES	UNITS
LOAD	27	LBF
Diameter	4.00	IN
Length	8.00	IN
Cross-Sectional Area	12.57	IN ²
Sample Age	0.0	day(s)
Corrected Stress	2.16	PSI
Average Pace Rate	0.00	PSI/SEC
Fracture Type	Type 1	
Correction Factor	1.000	
Temperature @ START	70.3	°F
Temperature @ FINISH	70.3	°F



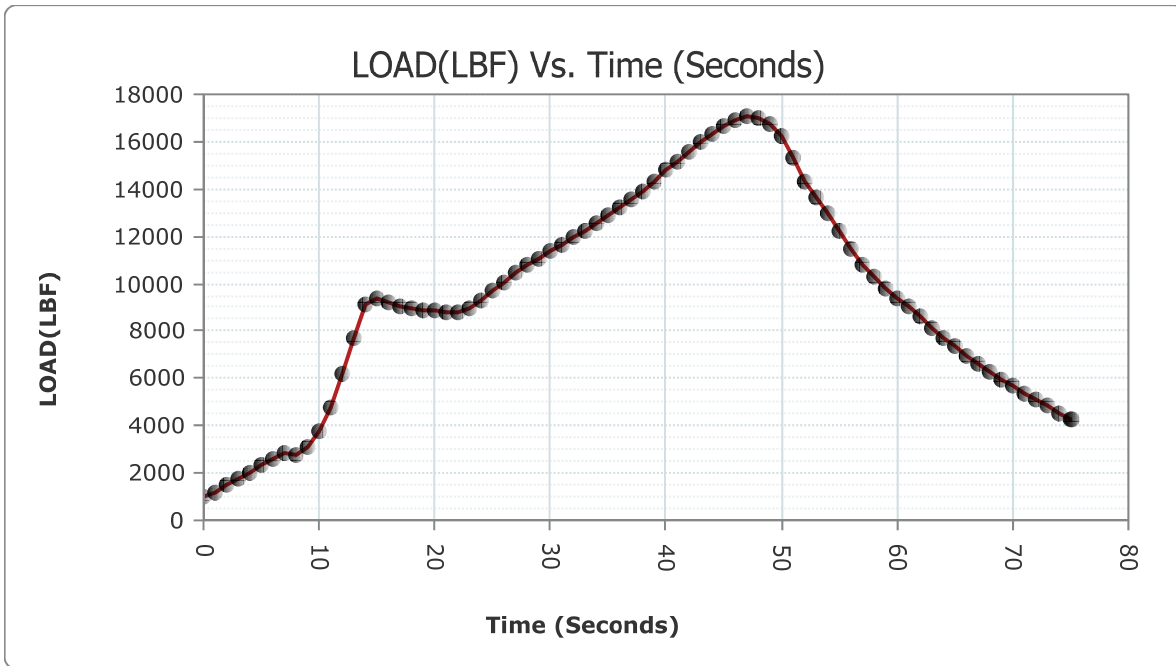
READ #	TIME	LOAD	STRESS (PSI)
1	000:00:00	27	2.15

Concrete Test

Sample Identification: G4A
 Machine ID: 6a127

Test Type: ASTM C39
 2/11/2020

TYPE	PEAK VALUES	UNITS
LOAD	17096	LBF
Diameter	4.00	IN
Length	8.00	IN
Cross-Sectional Area	12.57	IN ²
Sample Age	0.0	day(s)
Corrected Stress	1360.47	PSI
Average Pace Rate	22.15	PSI/SEC
Fracture Type	Type 1	
Correction Factor	1.000	
Temperature @ START	71.9	°F
Temperature @ FINISH	72.0	°F



READ #	TIME	LOAD	STRESS (PSI)
1	000:00:00	1012	80.53
2	000:00:01	1202	95.65

HM Data Download - Concrete Test Results

READ #	TIME	LOAD	STRESS (PSI)
3	000:00:02	1487	118.33
4	000:00:03	1771	140.93
5	000:00:04	2036	162.02
6	000:00:05	2311	183.90
7	000:00:06	2616	208.17
8	000:00:07	2884	229.50
9	000:00:08	2789	221.94
10	000:00:09	3058	243.35
11	000:00:10	3735	297.22
12	000:00:11	4796	381.65
13	000:00:12	6218	494.81
14	000:00:13	7742	616.09
15	000:00:14	9130	726.54
16	000:00:15	9355	744.45
17	000:00:16	9179	730.44
18	000:00:17	9074	722.09
19	000:00:18	8982	714.76
20	000:00:19	8909	708.96
21	000:00:20	8857	704.82
22	000:00:21	8814	701.40
23	000:00:22	8772	698.05
24	000:00:23	8931	710.71
25	000:00:24	9289	739.20
26	000:00:25	9700	771.90
27	000:00:26	10068	801.19
28	000:00:27	10438	830.63
29	000:00:28	10766	856.73
30	000:00:29	11072	881.08
31	000:00:30	11350	903.20
32	000:00:31	11670	928.67
33	000:00:32	11982	953.50
34	000:00:33	12255	975.22
35	000:00:34	12585	1,001.48
36	000:00:35	12923	1,028.38
37	000:00:36	13245	1,054.00
38	000:00:37	13549	1,078.20
39	000:00:38	13920	1,107.72
40	000:00:39	14338	1,140.98

HM Data Download - Concrete Test Results

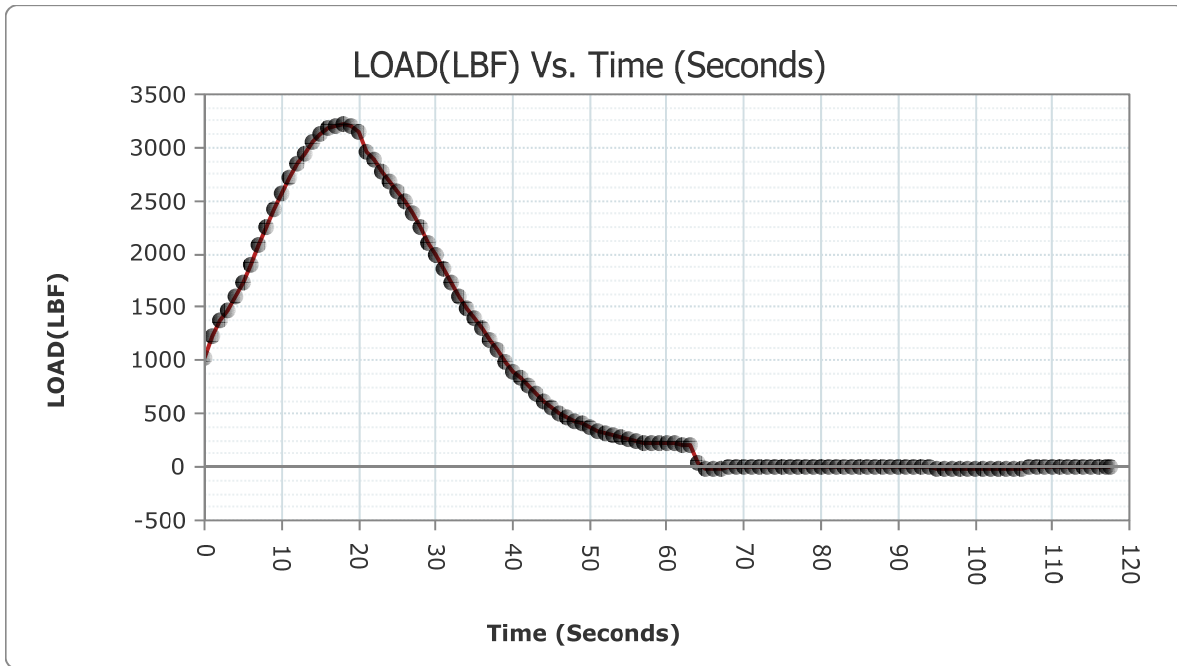
READ #	TIME	LOAD	STRESS (PSI)
41	000:00:40	14788	1,176.79
42	000:00:41	15182	1,208.15
43	000:00:42	15602	1,241.57
44	000:00:43	15998	1,273.08
45	000:00:44	16364	1,302.21
46	000:00:45	16653	1,325.20
47	000:00:46	16928	1,347.09
48	000:00:47	17083	1,359.42
49	000:00:48	17032	1,355.36
50	000:00:49	16738	1,331.97
51	000:00:50	16206	1,289.63
52	000:00:51	15335	1,220.32
53	000:00:52	14341	1,141.22
54	000:00:53	13644	1,085.76
55	000:00:54	12954	1,030.85
56	000:00:55	12210	971.64
57	000:00:56	11453	911.40
58	000:00:57	10797	859.20
59	000:00:58	10277	817.82
60	000:00:59	9769	777.39
61	000:01:00	9371	745.72
62	000:01:01	9038	719.22
63	000:01:02	8647	688.11
64	000:01:03	8107	645.13
65	000:01:04	7704	613.06
66	000:01:05	7361	585.77
67	000:01:06	6979	555.37
68	000:01:07	6617	526.56
69	000:01:08	6298	501.18
70	000:01:09	5966	474.76
71	000:01:10	5677	451.76
72	000:01:11	5383	428.37
73	000:01:12	5109	406.56
74	000:01:13	4824	383.88
75	000:01:14	4557	362.63
76	000:01:15	4284	340.91
77	000:01:15	4260	339.00

Concrete Test

Sample Identification: G4B
 Machine ID: 6a127

Test Type: ASTM C39
 2/11/2020

TYPE	PEAK VALUES	UNITS
LOAD	3214	LBF
Diameter	4.00	IN
Length	8.00	IN
Cross-Sectional Area	12.57	IN ²
Sample Age	0.0	day(s)
Corrected Stress	255.76	PSI
Average Pace Rate	-1.13	PSI/SEC
Fracture Type	Type 3	
Correction Factor	1.000	
Temperature @ START	72.0	°F
Temperature @ FINISH	71.9	°F



READ #	TIME	LOAD	STRESS (PSI)
1	000:00:00	1025	81.57
2	000:00:01	1233	98.12

HM Data Download - Concrete Test Results

READ #	TIME	LOAD	STRESS (PSI)
3	000:00:02	1381	109.90
4	000:00:03	1476	117.46
5	000:00:04	1599	127.24
6	000:00:05	1734	137.99
7	000:00:06	1903	151.44
8	000:00:07	2082	165.68
9	000:00:08	2257	179.61
10	000:00:09	2417	192.34
11	000:00:10	2571	204.59
12	000:00:11	2720	216.45
13	000:00:12	2853	227.03
14	000:00:13	2946	234.44
15	000:00:14	3046	242.39
16	000:00:15	3124	248.60
17	000:00:16	3178	252.90
18	000:00:17	3200	254.65
19	000:00:18	3214	255.76
20	000:00:19	3197	254.41
21	000:00:20	3152	250.83
22	000:00:21	2966	236.03
23	000:00:22	2889	229.90
24	000:00:23	2781	221.30
25	000:00:24	2676	212.95
26	000:00:25	2580	205.31
27	000:00:26	2492	198.31
28	000:00:27	2374	188.92
29	000:00:28	2245	178.65
30	000:00:29	2109	167.83
31	000:00:30	1997	158.92
32	000:00:31	1868	148.65
33	000:00:32	1739	138.39
34	000:00:33	1595	126.93
35	000:00:34	1482	117.93
36	000:00:35	1388	110.45
37	000:00:36	1294	102.97
38	000:00:37	1185	94.30
39	000:00:38	1092	86.90
40	000:00:39	990	78.78

HM Data Download - Concrete Test Results

READ #	TIME	LOAD	STRESS (PSI)
41	000:00:40	902	71.78
42	000:00:41	829	65.97
43	000:00:42	763	60.72
44	000:00:43	688	54.75
45	000:00:44	620	49.34
46	000:00:45	563	44.80
47	000:00:46	510	40.58
48	000:00:47	461	36.69
49	000:00:48	430	34.22
50	000:00:49	401	31.91
51	000:00:50	372	29.60
52	000:00:51	344	27.37
53	000:00:52	314	24.99
54	000:00:53	294	23.40
55	000:00:54	276	21.96
56	000:00:55	252	20.05
57	000:00:56	238	18.94
58	000:00:57	231	18.38
59	000:00:58	226	17.98
60	000:00:59	221	17.59
61	000:01:00	216	17.19
62	000:01:01	216	17.19
63	000:01:02	209	16.63
64	000:01:03	210	16.71
65	000:01:04	34	2.71
66	000:01:05	-14	-1.11
67	000:01:06	-14	-1.11
68	000:01:07	-10	-0.80
69	000:01:08	2	0.16
70	000:01:09	2	0.16
71	000:01:10	3	0.24
72	000:01:11	2	0.16
73	000:01:12	6	0.48
74	000:01:13	5	0.40
75	000:01:14	-2	-0.16
76	000:01:15	-4	-0.32
77	000:01:16	-3	-0.24
78	000:01:17	-3	-0.24

HM Data Download - Concrete Test Results

READ #	TIME	LOAD	STRESS (PSI)
79	000:01:18	-3	-0.24
80	000:01:19	-3	-0.24
81	000:01:20	-2	-0.16
82	000:01:21	-1	-0.08
83	000:01:22	1	0.08
84	000:01:23	0	0.00
85	000:01:24	-2	-0.16
86	000:01:25	-1	-0.08
87	000:01:26	1	0.08
88	000:01:27	-1	-0.08
89	000:01:28	1	0.08
90	000:01:29	-2	-0.16
91	000:01:30	-1	-0.08
92	000:01:31	-2	-0.16
93	000:01:32	-3	-0.24
94	000:01:33	-3	-0.24
95	000:01:34	5	0.40
96	000:01:35	-14	-1.11
97	000:01:36	-15	-1.19
98	000:01:37	-16	-1.27
99	000:01:38	-15	-1.19
100	000:01:39	-15	-1.19
101	000:01:40	-15	-1.19
102	000:01:41	-16	-1.27
103	000:01:42	-19	-1.51
104	000:01:43	-18	-1.43
105	000:01:44	-15	-1.19
106	000:01:45	-12	-0.95
107	000:01:46	-15	-1.19
108	000:01:47	-4	-0.32
109	000:01:48	0	0.00
110	000:01:49	-3	-0.24
111	000:01:50	-1	-0.08
112	000:01:51	-2	-0.16
113	000:01:52	-1	-0.08
114	000:01:53	-3	-0.24
115	000:01:54	0	0.00
116	000:01:55	-1	-0.08

HM Data Download - Concrete Test Results

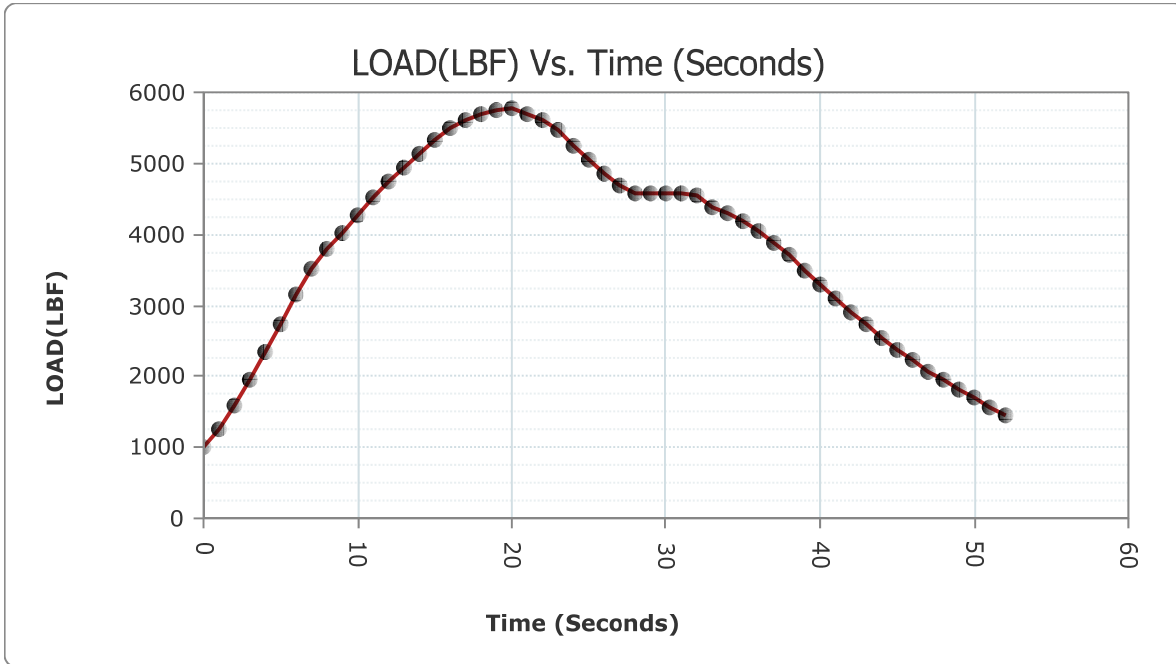
READ #	TIME	LOAD	STRESS (PSI)
117	000:01:56	-4	-0.32
118	000:01:57	1	0.08
119	000:01:57	2	0.16

Concrete Test

Sample Identification: G4C
 Machine ID: 6a127

Test Type: ASTM C39
 2/11/2020

TYPE	PEAK VALUES	UNITS
LOAD	5771	LBF
Diameter	4.00	IN
Length	8.00	IN
Cross-Sectional Area	12.57	IN ²
Sample Age	0.0	day(s)
Corrected Stress	459.26	PSI
Average Pace Rate	5.93	PSI/SEC
Fracture Type	Type 3	
Correction Factor	1.000	
Temperature @ START	72.0	°F
Temperature @ FINISH	72.0	°F



READ #	TIME	LOAD	STRESS (PSI)
1	000:00:00	1003	79.82
2	000:00:01	1256	99.95

HM Data Download - Concrete Test Results

READ #	TIME	LOAD	STRESS (PSI)
3	000:00:02	1586	126.21
4	000:00:03	1951	155.26
5	000:00:04	2352	187.17
6	000:00:05	2722	216.61
7	000:00:06	3150	250.67
8	000:00:07	3522	280.27
9	000:00:08	3795	302.00
10	000:00:09	4022	320.06
11	000:00:10	4271	339.88
12	000:00:11	4514	359.21
13	000:00:12	4735	376.80
14	000:00:13	4929	392.24
15	000:00:14	5137	408.79
16	000:00:15	5333	424.39
17	000:00:16	5488	436.72
18	000:00:17	5615	446.83
19	000:00:18	5699	453.51
20	000:00:19	5754	457.89
21	000:00:20	5763	458.60
22	000:00:21	5706	454.07
23	000:00:22	5601	445.71
24	000:00:23	5458	434.33
25	000:00:24	5257	418.34
26	000:00:25	5048	401.71
27	000:00:26	4863	386.99
28	000:00:27	4681	372.50
29	000:00:28	4582	364.62
30	000:00:29	4568	363.51
31	000:00:30	4584	364.78
32	000:00:31	4587	365.02
33	000:00:32	4562	363.03
34	000:00:33	4390	349.35
35	000:00:34	4295	341.79
36	000:00:35	4177	332.40
37	000:00:36	4042	321.65
38	000:00:37	3888	309.40
39	000:00:38	3704	294.75
40	000:00:39	3494	278.04

HM Data Download - Concrete Test Results

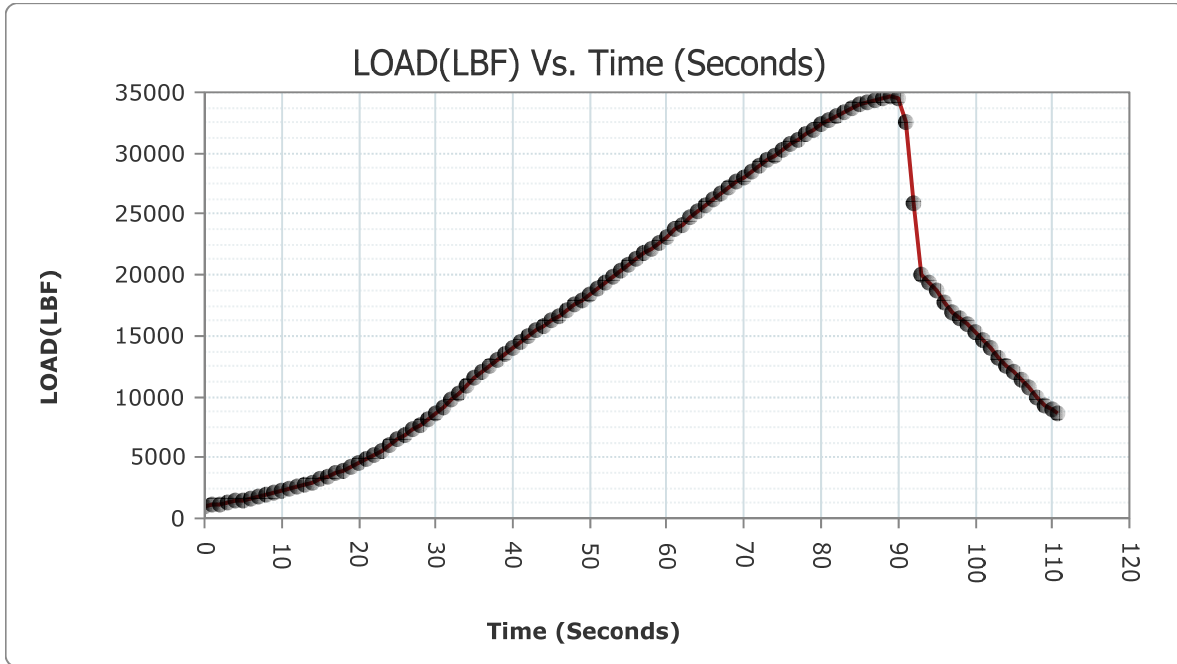
READ #	TIME	LOAD	STRESS (PSI)
41	000:00:40	3285	261.41
42	000:00:41	3086	245.58
43	000:00:42	2915	231.97
44	000:00:43	2729	217.17
45	000:00:44	2538	201.97
46	000:00:45	2369	188.52
47	000:00:46	2222	176.82
48	000:00:47	2074	165.04
49	000:00:48	1942	154.54
50	000:00:49	1809	143.96
51	000:00:50	1693	134.72
52	000:00:51	1569	124.86
53	000:00:52	1441	114.67

Concrete Test

Sample Identification: G6_1
 Machine ID: 6a127

Test Type: ASTM C39
 2/11/2020

TYPE	PEAK VALUES	UNITS
LOAD	34655	LBF
Diameter	4.00	IN
Length	8.00	IN
Cross-Sectional Area	12.57	IN ²
Sample Age	0.0	day(s)
Corrected Stress	2757.80	PSI
Average Pace Rate	33.93	PSI/SEC
Fracture Type	Type 4	
Correction Factor	1.000	
Temperature @ START	71.6	°F
Temperature @ FINISH	71.8	°F



READ #	TIME	LOAD	STRESS (PSI)
1	000:00:00	1002	79.74
2	000:00:01	1088	86.58

HM Data Download - Concrete Test Results

READ #	TIME	LOAD	STRESS (PSI)
3	000:00:02	1185	94.30
4	000:00:03	1290	102.65
5	000:00:04	1404	111.73
6	000:00:05	1513	120.40
7	000:00:06	1645	130.90
8	000:00:07	1786	142.13
9	000:00:08	1932	153.74
10	000:00:09	2077	165.28
11	000:00:10	2248	178.89
12	000:00:11	2423	192.82
13	000:00:12	2605	207.30
14	000:00:13	2781	221.30
15	000:00:14	2988	237.78
16	000:00:15	3205	255.05
17	000:00:16	3449	274.46
18	000:00:17	3716	295.71
19	000:00:18	3965	315.52
20	000:00:19	4257	338.76
21	000:00:20	4569	363.59
22	000:00:21	4903	390.17
23	000:00:22	5228	416.03
24	000:00:23	5612	446.59
25	000:00:24	6011	478.34
26	000:00:25	6433	511.92
27	000:00:26	6834	543.83
28	000:00:27	7289	580.04
29	000:00:28	7725	614.74
30	000:00:29	8140	647.76
31	000:00:30	8604	684.68
32	000:00:31	9138	727.18
33	000:00:32	9702	772.06
34	000:00:33	10295	819.25
35	000:00:34	10858	864.05
36	000:00:35	11498	914.98
37	000:00:36	12109	963.60
38	000:00:37	12592	1,002.04
39	000:00:38	13097	1,042.23
40	000:00:39	13578	1,080.50

HM Data Download - Concrete Test Results

READ #	TIME	LOAD	STRESS (PSI)
41	000:00:40	14056	1,118.54
42	000:00:41	14505	1,154.27
43	000:00:42	14981	1,192.15
44	000:00:43	15424	1,227.40
45	000:00:44	15856	1,261.78
46	000:00:45	16244	1,292.66
47	000:00:46	16671	1,326.64
48	000:00:47	17112	1,361.73
49	000:00:48	17564	1,397.70
50	000:00:49	17977	1,430.56
51	000:00:50	18439	1,467.33
52	000:00:51	18904	1,504.33
53	000:00:52	19376	1,541.89
54	000:00:53	19853	1,579.85
55	000:00:54	20282	1,613.99
56	000:00:55	20760	1,652.03
57	000:00:56	21245	1,690.62
58	000:00:57	21733	1,729.46
59	000:00:58	22184	1,765.35
60	000:00:59	22687	1,805.37
61	000:01:00	23194	1,845.72
62	000:01:01	23705	1,886.38
63	000:01:02	24165	1,922.99
64	000:01:03	24677	1,963.73
65	000:01:04	25194	2,004.87
66	000:01:05	25714	2,046.26
67	000:01:06	26181	2,083.42
68	000:01:07	26695	2,124.32
69	000:01:08	27196	2,164.19
70	000:01:09	27652	2,200.48
71	000:01:10	28071	2,233.82
72	000:01:11	28541	2,271.22
73	000:01:12	29004	2,308.06
74	000:01:13	29462	2,344.51
75	000:01:14	29865	2,376.58
76	000:01:15	30310	2,411.99
77	000:01:16	30745	2,446.61
78	000:01:17	31172	2,480.59

HM Data Download - Concrete Test Results

READ #	TIME	LOAD	STRESS (PSI)
79	000:01:18	31547	2,510.43
80	000:01:19	31954	2,542.82
81	000:01:20	32347	2,574.09
82	000:01:21	32723	2,604.01
83	000:01:22	33042	2,629.40
84	000:01:23	33372	2,655.66
85	000:01:24	33680	2,680.17
86	000:01:25	33973	2,703.49
87	000:01:26	34206	2,722.03
88	000:01:27	34425	2,739.45
89	000:01:28	34593	2,752.82
90	000:01:29	34648	2,757.20
91	000:01:30	34446	2,741.13
92	000:01:31	32604	2,594.54
93	000:01:32	25806	2,053.58
94	000:01:33	19993	1,590.99
95	000:01:34	19301	1,535.92
96	000:01:35	18673	1,485.95
97	000:01:36	17737	1,411.47
98	000:01:37	16892	1,344.22
99	000:01:38	16417	1,306.42
100	000:01:39	15887	1,264.25
101	000:01:40	15221	1,211.25
102	000:01:41	14649	1,165.73
103	000:01:42	13982	1,112.65
104	000:01:43	13189	1,049.55
105	000:01:44	12589	1,001.80
106	000:01:45	12003	955.17
107	000:01:46	11420	908.77
108	000:01:47	10724	853.39
109	000:01:48	9907	788.37
110	000:01:49	9234	734.82
111	000:01:50	8894	707.76
112	000:01:50	8629	686.67

Concrete Test

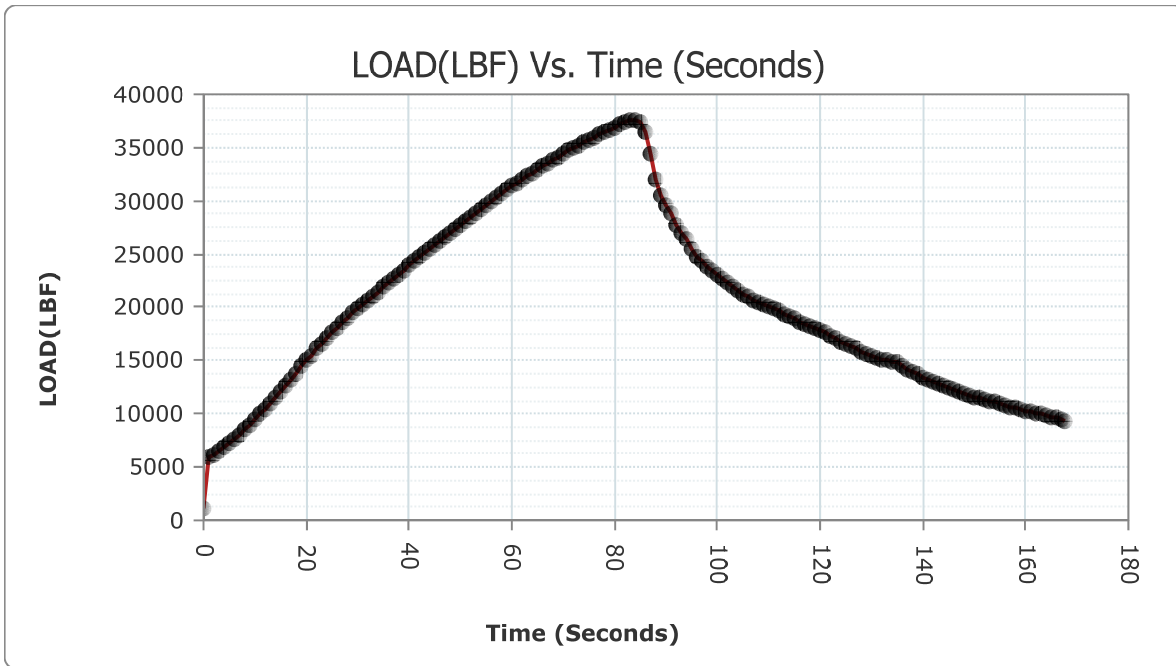
Sample Identification: G6_2

Machine ID: 6a127

Test Type: ASTM C39

2/11/2020

TYPE	PEAK VALUES	UNITS
LOAD	37620	LBF
Diameter	4.00	IN
Length	8.00	IN
Cross-Sectional Area	12.57	IN ²
Sample Age	0.0	day(s)
Corrected Stress	2993.71	PSI
Average Pace Rate	26.99	PSI/SEC
Fracture Type	Type 3	
Correction Factor	1.000	
Temperature @ START	72.0	°F
Temperature @ FINISH	72.5	°F



READ #	TIME	LOAD	STRESS (PSI)
1	000:00:00	1094	87.06
2	000:00:01	6027	479.61

HM Data Download - Concrete Test Results

READ #	TIME	LOAD	STRESS (PSI)
3	000:00:02	6150	489.40
4	000:00:03	6492	516.62
5	000:00:04	6865	546.30
6	000:00:05	7225	574.95
7	000:00:06	7651	608.85
8	000:00:07	8089	643.70
9	000:00:08	8549	680.31
10	000:00:09	8977	714.37
11	000:00:10	9469	753.52
12	000:00:11	9980	794.18
13	000:00:12	10508	836.20
14	000:00:13	10995	874.95
15	000:00:14	11551	919.20
16	000:00:15	12118	964.32
17	000:00:16	12701	1,010.71
18	000:00:17	13234	1,053.13
19	000:00:18	13835	1,100.95
20	000:00:19	14443	1,149.34
21	000:00:20	15004	1,193.98
22	000:00:21	15517	1,234.80
23	000:00:22	16096	1,280.88
24	000:00:23	16636	1,323.85
25	000:00:24	17154	1,365.07
26	000:00:25	17611	1,401.44
27	000:00:26	18098	1,440.19
28	000:00:27	18573	1,477.99
29	000:00:28	19048	1,515.79
30	000:00:29	19450	1,547.78
31	000:00:30	19871	1,581.28
32	000:00:31	20283	1,614.07
33	000:00:32	20695	1,646.86
34	000:00:33	21067	1,676.46
35	000:00:34	21483	1,709.56
36	000:00:35	21898	1,742.59
37	000:00:36	22314	1,775.69
38	000:00:37	22686	1,805.29
39	000:00:38	23101	1,838.32
40	000:00:39	23510	1,870.87

HM Data Download - Concrete Test Results

READ #	TIME	LOAD	STRESS (PSI)
41	000:00:40	23921	1,903.57
42	000:00:41	24288	1,932.78
43	000:00:42	24694	1,965.09
44	000:00:43	25098	1,997.24
45	000:00:44	25499	2,029.15
46	000:00:45	25860	2,057.87
47	000:00:46	26256	2,089.39
48	000:00:47	26650	2,120.74
49	000:00:48	27042	2,151.93
50	000:00:49	27391	2,179.71
51	000:00:50	27780	2,210.66
52	000:00:51	28159	2,240.82
53	000:00:52	28538	2,270.98
54	000:00:53	28876	2,297.88
55	000:00:54	29247	2,327.40
56	000:00:55	29617	2,356.85
57	000:00:56	29978	2,385.57
58	000:00:57	30301	2,411.28
59	000:00:58	30654	2,439.37
60	000:00:59	31003	2,467.14
61	000:01:00	31350	2,494.75
62	000:01:01	31656	2,519.10
63	000:01:02	31992	2,545.84
64	000:01:03	32321	2,572.02
65	000:01:04	32651	2,598.28
66	000:01:05	32938	2,621.12
67	000:01:06	33251	2,646.03
68	000:01:07	33558	2,670.46
69	000:01:08	33864	2,694.81
70	000:01:09	34132	2,716.14
71	000:01:10	34421	2,739.14
72	000:01:11	34706	2,761.82
73	000:01:12	34982	2,783.78
74	000:01:13	35226	2,803.20
75	000:01:14	35486	2,823.89
76	000:01:15	35739	2,844.02
77	000:01:16	35977	2,862.96
78	000:01:17	36209	2,881.42

HM Data Download - Concrete Test Results

READ #	TIME	LOAD	STRESS (PSI)
79	000:01:18	36405	2,897.02
80	000:01:19	36617	2,913.89
81	000:01:20	36844	2,931.95
82	000:01:21	37148	2,956.14
83	000:01:22	37388	2,975.24
84	000:01:23	37568	2,989.57
85	000:01:24	37613	2,993.15
86	000:01:25	37340	2,971.42
87	000:01:26	36441	2,899.88
88	000:01:27	34429	2,739.77
89	000:01:28	31988	2,545.52
90	000:01:29	30569	2,432.60
91	000:01:30	29654	2,359.79
92	000:01:31	28835	2,294.62
93	000:01:32	27813	2,213.29
94	000:01:33	27041	2,151.85
95	000:01:34	26345	2,096.47
96	000:01:35	25581	2,035.67
97	000:01:36	24823	1,975.35
98	000:01:37	24288	1,932.78
99	000:01:38	23827	1,896.09
100	000:01:39	23417	1,863.47
101	000:01:40	22989	1,829.41
102	000:01:41	22636	1,801.32
103	000:01:42	22279	1,772.91
104	000:01:43	21905	1,743.14
105	000:01:44	21563	1,715.93
106	000:01:45	21276	1,693.09
107	000:01:46	20977	1,669.30
108	000:01:47	20707	1,647.81
109	000:01:48	20470	1,628.95
110	000:01:49	20286	1,614.31
111	000:01:50	20082	1,598.07
112	000:01:51	19866	1,580.89
113	000:01:52	19641	1,562.98
114	000:01:53	19406	1,544.28
115	000:01:54	19132	1,522.48
116	000:01:55	18899	1,503.93

HM Data Download - Concrete Test Results

READ #	TIME	LOAD	STRESS (PSI)
117	000:01:56	18684	1,486.83
118	000:01:57	18495	1,471.79
119	000:01:58	18276	1,454.36
120	000:01:59	18071	1,438.04
121	000:02:00	17873	1,422.29
122	000:02:01	17653	1,404.78
123	000:02:02	17370	1,382.26
124	000:02:03	17048	1,356.64
125	000:02:04	16771	1,334.59
126	000:02:05	16536	1,315.89
127	000:02:06	16320	1,298.70
128	000:02:07	16111	1,282.07
129	000:02:08	15898	1,265.12
130	000:02:09	15680	1,247.77
131	000:02:10	15513	1,234.49
132	000:02:11	15334	1,220.24
133	000:02:12	15160	1,206.39
134	000:02:13	15023	1,195.49
135	000:02:14	14897	1,185.47
136	000:02:15	14793	1,177.19
137	000:02:16	14517	1,155.23
138	000:02:17	14198	1,129.84
139	000:02:18	13953	1,110.34
140	000:02:19	13714	1,091.33
141	000:02:20	13436	1,069.20
142	000:02:21	13225	1,052.41
143	000:02:22	13045	1,038.09
144	000:02:23	12819	1,020.10
145	000:02:24	12599	1,002.60
146	000:02:25	12406	987.24
147	000:02:26	12246	974.51
148	000:02:27	12065	960.10
149	000:02:28	11906	947.45
150	000:02:29	11777	937.18
151	000:02:30	11593	922.54
152	000:02:31	11450	911.16
153	000:02:32	11338	902.25
154	000:02:33	11212	892.22

HM Data Download - Concrete Test Results

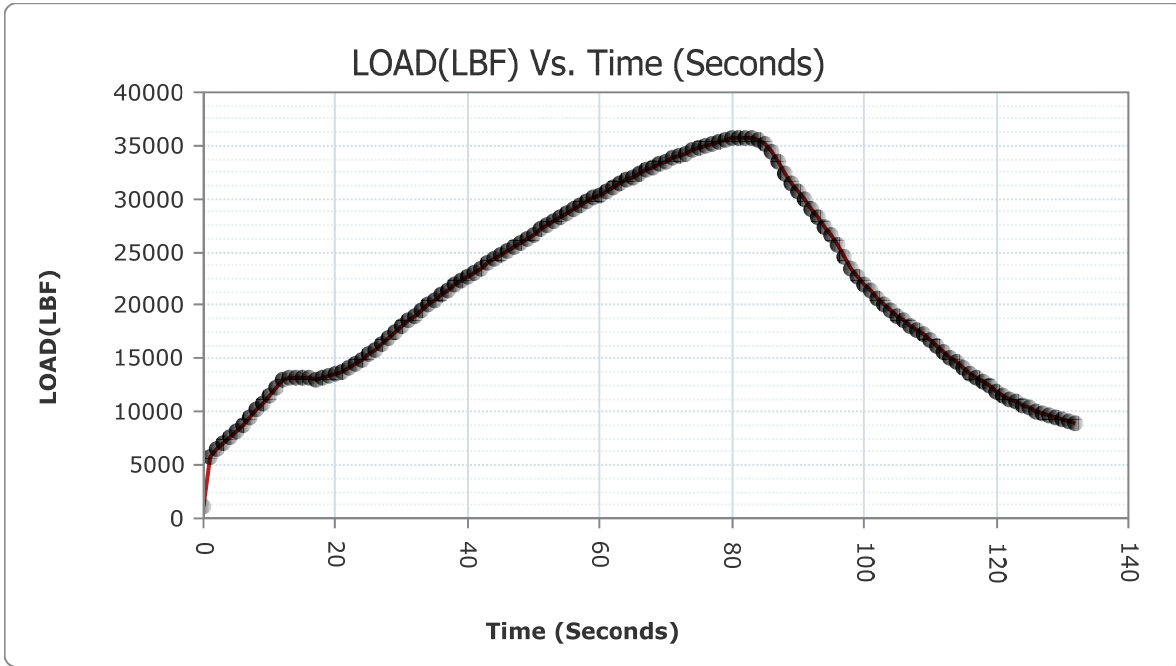
READ #	TIME	LOAD	STRESS (PSI)
155	000:02:34	11093	882.75
156	000:02:35	10965	872.57
157	000:02:36	10810	860.23
158	000:02:37	10661	848.38
159	000:02:38	10547	839.30
160	000:02:39	10415	828.80
161	000:02:40	10291	818.93
162	000:02:41	10188	810.74
163	000:02:42	10066	801.03
164	000:02:43	9966	793.07
165	000:02:44	9843	783.28
166	000:02:45	9748	775.72
167	000:02:46	9612	764.90
168	000:02:47	9480	754.39
169	000:02:47	9391	747.31

Concrete Test

Sample Identification: G6_3
 Machine ID: 6a127

Test Type: ASTM C39
 2/11/2020

TYPE	PEAK VALUES	UNITS
LOAD	35763	LBF
Diameter	4.00	IN
Length	8.00	IN
Cross-Sectional Area	12.57	IN ²
Sample Age	0.0	day(s)
Corrected Stress	2845.91	PSI
Average Pace Rate	28.04	PSI/SEC
Fracture Type	Type 2	
Correction Factor	1.000	
Temperature @ START	72.5	°F
Temperature @ FINISH	72.5	°F



READ #	TIME	LOAD	STRESS (PSI)
1	000:00:00	1197	95.25
2	000:00:01	5851	465.61

HM Data Download - Concrete Test Results

READ #	TIME	LOAD	STRESS (PSI)
3	000:00:02	6469	514.79
4	000:00:03	7093	564.44
5	000:00:04	7662	609.72
6	000:00:05	8194	652.06
7	000:00:06	8811	701.16
8	000:00:07	9460	752.80
9	000:00:08	10146	807.39
10	000:00:09	10795	859.04
11	000:00:10	11547	918.88
12	000:00:11	12336	981.67
13	000:00:12	12958	1,031.16
14	000:00:13	13213	1,051.46
15	000:00:14	13271	1,056.07
16	000:00:15	13189	1,049.55
17	000:00:16	13127	1,044.61
18	000:00:17	13114	1,043.58
19	000:00:18	13219	1,051.93
20	000:00:19	13374	1,064.27
21	000:00:20	13583	1,080.90
22	000:00:21	13824	1,100.08
23	000:00:22	14146	1,125.70
24	000:00:23	14529	1,156.18
25	000:00:24	14955	1,190.08
26	000:00:25	15399	1,225.41
27	000:00:26	15839	1,260.43
28	000:00:27	16383	1,303.72
29	000:00:28	16924	1,346.77
30	000:00:29	17413	1,385.68
31	000:00:30	17960	1,429.21
32	000:00:31	18513	1,473.22
33	000:00:32	19068	1,517.38
34	000:00:33	19559	1,556.46
35	000:00:34	20039	1,594.65
36	000:00:35	20504	1,631.66
37	000:00:36	20974	1,669.06
38	000:00:37	21398	1,702.80
39	000:00:38	21867	1,740.12
40	000:00:39	22287	1,773.54

HM Data Download - Concrete Test Results

READ #	TIME	LOAD	STRESS (PSI)
41	000:00:40	22699	1,806.33
42	000:00:41	23072	1,836.01
43	000:00:42	23490	1,869.27
44	000:00:43	23907	1,902.46
45	000:00:44	24316	1,935.01
46	000:00:45	24691	1,964.85
47	000:00:46	25101	1,997.47
48	000:00:47	25507	2,029.78
49	000:00:48	25911	2,061.93
50	000:00:49	26274	2,090.82
51	000:00:50	26676	2,122.81
52	000:00:51	27076	2,154.64
53	000:00:52	27469	2,185.91
54	000:00:53	27819	2,213.77
55	000:00:54	28209	2,244.80
56	000:00:55	28595	2,275.52
57	000:00:56	28975	2,305.76
58	000:00:57	29314	2,332.73
59	000:00:58	29686	2,362.34
60	000:00:59	30050	2,391.30
61	000:01:00	30410	2,419.95
62	000:01:01	30733	2,445.65
63	000:01:02	31083	2,473.51
64	000:01:03	31426	2,500.80
65	000:01:04	31762	2,527.54
66	000:01:05	32057	2,551.01
67	000:01:06	32379	2,576.64
68	000:01:07	32693	2,601.63
69	000:01:08	32994	2,625.58
70	000:01:09	33260	2,646.75
71	000:01:10	33542	2,669.19
72	000:01:11	33812	2,690.67
73	000:01:12	34071	2,711.28
74	000:01:13	34291	2,728.79
75	000:01:14	34528	2,747.65
76	000:01:15	34751	2,765.40
77	000:01:16	34952	2,781.39
78	000:01:17	35113	2,794.20

HM Data Download - Concrete Test Results

READ #	TIME	LOAD	STRESS (PSI)
79	000:01:18	35296	2,808.77
80	000:01:19	35521	2,826.67
81	000:01:20	35659	2,837.65
82	000:01:21	35738	2,843.94
83	000:01:22	35763	2,845.93
84	000:01:23	35734	2,843.62
85	000:01:24	35579	2,831.29
86	000:01:25	35100	2,793.17
87	000:01:26	34482	2,743.99
88	000:01:27	33544	2,669.35
89	000:01:28	32428	2,580.54
90	000:01:29	31474	2,504.62
91	000:01:30	30695	2,442.63
92	000:01:31	29870	2,376.98
93	000:01:32	29034	2,310.45
94	000:01:33	28276	2,250.13
95	000:01:34	27436	2,183.29
96	000:01:35	26601	2,116.84
97	000:01:36	25585	2,035.99
98	000:01:37	24539	1,952.75
99	000:01:38	23500	1,870.07
100	000:01:39	22625	1,800.44
101	000:01:40	21871	1,740.44
102	000:01:41	21325	1,696.99
103	000:01:42	20735	1,650.04
104	000:01:43	20117	1,600.86
105	000:01:44	19535	1,554.55
106	000:01:45	19063	1,516.99
107	000:01:46	18569	1,477.67
108	000:01:47	18098	1,440.19
109	000:01:48	17651	1,404.62
110	000:01:49	17238	1,371.76
111	000:01:50	16694	1,328.47
112	000:01:51	16125	1,283.19
113	000:01:52	15578	1,239.66
114	000:01:53	15105	1,202.02
115	000:01:54	14648	1,165.65
116	000:01:55	14187	1,128.97

HM Data Download - Concrete Test Results

READ #	TIME	LOAD	STRESS (PSI)
117	000:01:56	13666	1,087.51
118	000:01:57	13255	1,054.80
119	000:01:58	12850	1,022.57
120	000:01:59	12415	987.95
121	000:02:00	11981	953.42
122	000:02:01	11600	923.10
123	000:02:02	11214	892.38
124	000:02:03	10886	866.28
125	000:02:04	10595	843.12
126	000:02:05	10327	821.80
127	000:02:06	10063	800.79
128	000:02:07	9817	781.21
129	000:02:08	9593	763.39
130	000:02:09	9418	749.46
131	000:02:10	9246	735.77
132	000:02:11	9066	721.45
133	000:02:11	8940	711.42

Concrete Test

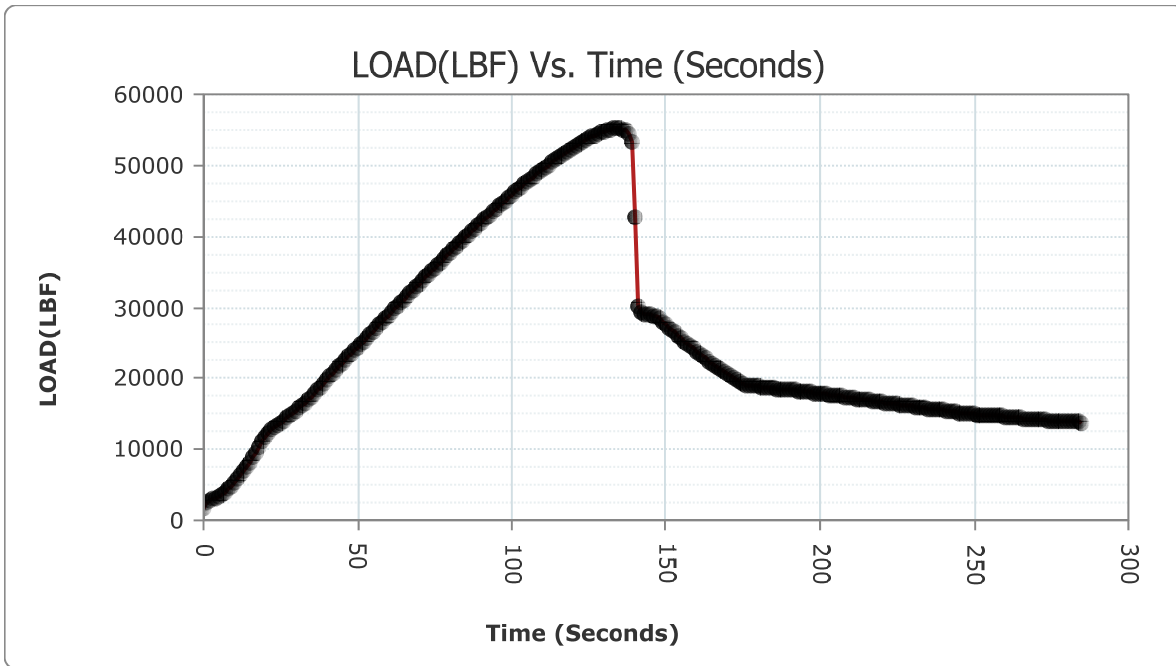
Sample Identification: G24_1

Machine ID: 6a127

Test Type: ASTM C39

2/12/2020

TYPE	PEAK VALUES	UNITS
LOAD	55220	LBF
Diameter	4.00	IN
Length	8.00	IN
Cross-Sectional Area	12.57	IN ²
Sample Age	0.0	day(s)
Corrected Stress	4394.24	PSI
Average Pace Rate	28.94	PSI/SEC
Fracture Type	Type 1	
Correction Factor	1.000	
Temperature @ START	76.5	°F
Temperature @ FINISH	76.5	°F



READ #	TIME	LOAD	STRESS (PSI)
1	000:00:00	1575	125.33
2	000:00:01	2574	204.83

HM Data Download - Concrete Test Results

READ #	TIME	LOAD	STRESS (PSI)
3	000:00:02	2738	217.88
4	000:00:03	2956	235.23
5	000:00:04	3199	254.57
6	000:00:05	3466	275.82
7	000:00:06	3724	296.35
8	000:00:07	4040	321.49
9	000:00:08	4380	348.55
10	000:00:09	4810	382.77
11	000:00:10	5291	421.04
12	000:00:11	5808	462.19
13	000:00:12	6360	506.11
14	000:00:13	6894	548.61
15	000:00:14	7524	598.74
16	000:00:15	8187	651.50
17	000:00:16	8887	707.21
18	000:00:17	9627	766.09
19	000:00:18	10403	827.84
20	000:00:19	11154	887.61
21	000:00:20	11767	936.39
22	000:00:21	12339	981.91
23	000:00:22	12787	1,017.56
24	000:00:23	13150	1,046.44
25	000:00:24	13473	1,072.15
26	000:00:25	13771	1,095.86
27	000:00:26	14064	1,119.18
28	000:00:27	14396	1,145.60
29	000:00:28	14735	1,172.57
30	000:00:29	15078	1,199.87
31	000:00:30	15425	1,227.48
32	000:00:31	15772	1,255.10
33	000:00:32	16088	1,280.24
34	000:00:33	16461	1,309.92
35	000:00:34	16912	1,345.81
36	000:00:35	17387	1,383.61
37	000:00:36	17863	1,421.49
38	000:00:37	18344	1,459.77
39	000:00:38	18824	1,497.97
40	000:00:39	19258	1,532.50

HM Data Download - Concrete Test Results

READ #	TIME	LOAD	STRESS (PSI)
41	000:00:40	19744	1,571.18
42	000:00:41	20235	1,610.25
43	000:00:42	20726	1,649.32
44	000:00:43	21217	1,688.40
45	000:00:44	21717	1,728.18
46	000:00:45	22136	1,761.53
47	000:00:46	22584	1,797.18
48	000:00:47	23033	1,832.91
49	000:00:48	23482	1,868.64
50	000:00:49	23934	1,904.61
51	000:00:50	24387	1,940.66
52	000:00:51	24795	1,973.12
53	000:00:52	25252	2,009.49
54	000:00:53	25710	2,045.94
55	000:00:54	26171	2,082.62
56	000:00:55	26633	2,119.39
57	000:00:56	27049	2,152.49
58	000:00:57	27523	2,190.21
59	000:00:58	27982	2,226.74
60	000:00:59	28396	2,259.68
61	000:01:00	28857	2,296.37
62	000:01:01	29319	2,333.13
63	000:01:02	29778	2,369.66
64	000:01:03	30189	2,402.36
65	000:01:04	30643	2,438.49
66	000:01:05	31098	2,474.70
67	000:01:06	31549	2,510.59
68	000:01:07	32005	2,546.88
69	000:01:08	32455	2,582.69
70	000:01:09	32908	2,618.74
71	000:01:10	33313	2,650.96
72	000:01:11	33761	2,686.61
73	000:01:12	34210	2,722.35
74	000:01:13	34657	2,757.92
75	000:01:14	35106	2,793.65
76	000:01:15	35549	2,828.90
77	000:01:16	35950	2,860.81
78	000:01:17	36391	2,895.90

HM Data Download - Concrete Test Results

READ #	TIME	LOAD	STRESS (PSI)
79	000:01:18	36830	2,930.84
80	000:01:19	37268	2,965.69
81	000:01:20	37704	3,000.39
82	000:01:21	38138	3,034.93
83	000:01:22	38527	3,065.88
84	000:01:23	38960	3,100.34
85	000:01:24	39388	3,134.40
86	000:01:25	39815	3,168.38
87	000:01:26	40240	3,202.20
88	000:01:27	40664	3,235.94
89	000:01:28	41084	3,269.36
90	000:01:29	41460	3,299.28
91	000:01:30	41877	3,332.47
92	000:01:31	42288	3,365.17
93	000:01:32	42699	3,397.88
94	000:01:33	43109	3,430.51
95	000:01:34	43509	3,462.34
96	000:01:35	43912	3,494.41
97	000:01:36	44273	3,523.13
98	000:01:37	44669	3,554.65
99	000:01:38	45063	3,586.00
100	000:01:39	45452	3,616.96
101	000:01:40	45836	3,647.51
102	000:01:41	46222	3,678.23
103	000:01:42	46560	3,705.13
104	000:01:43	46938	3,735.21
105	000:01:44	47311	3,764.89
106	000:01:45	47680	3,794.25
107	000:01:46	48042	3,823.06
108	000:01:47	48401	3,851.63
109	000:01:48	48720	3,877.01
110	000:01:49	49071	3,904.95
111	000:01:50	49417	3,932.48
112	000:01:51	49759	3,959.70
113	000:01:52	50093	3,986.27
114	000:01:53	50427	4,012.85
115	000:01:54	50724	4,036.49
116	000:01:55	51047	4,062.19

HM Data Download - Concrete Test Results

READ #	TIME	LOAD	STRESS (PSI)
117	000:01:56	51362	4,087.26
118	000:01:57	51674	4,112.09
119	000:01:58	51952	4,134.21
120	000:01:59	52248	4,157.76
121	000:02:00	52537	4,180.76
122	000:02:01	52792	4,201.05
123	000:02:02	53066	4,222.86
124	000:02:03	53330	4,243.87
125	000:02:04	53581	4,263.84
126	000:02:05	53825	4,283.26
127	000:02:06	54055	4,301.56
128	000:02:07	54252	4,317.24
129	000:02:08	54457	4,333.55
130	000:02:09	54645	4,348.51
131	000:02:10	54814	4,361.96
132	000:02:11	54961	4,373.66
133	000:02:12	55081	4,383.21
134	000:02:13	55161	4,389.57
135	000:02:14	55213	4,393.71
136	000:02:15	55200	4,392.68
137	000:02:16	55090	4,383.92
138	000:02:17	54840	4,364.03
139	000:02:18	54340	4,324.24
140	000:02:19	53298	4,241.32
141	000:02:20	42753	3,402.18
142	000:02:21	30143	2,398.70
143	000:02:22	29337	2,334.56
144	000:02:23	29135	2,318.49
145	000:02:24	29036	2,310.61
146	000:02:25	28943	2,303.21
147	000:02:26	28811	2,292.71
148	000:02:27	28608	2,276.55
149	000:02:28	28351	2,256.10
150	000:02:29	27999	2,228.09
151	000:02:30	27595	2,195.94
152	000:02:31	27174	2,162.44
153	000:02:32	26813	2,133.71
154	000:02:33	26400	2,100.85

HM Data Download - Concrete Test Results

READ #	TIME	LOAD	STRESS (PSI)
155	000:02:34	25963	2,066.07
156	000:02:35	25549	2,033.12
157	000:02:36	25170	2,002.96
158	000:02:37	24821	1,975.19
159	000:02:38	24512	1,950.60
160	000:02:39	24173	1,923.63
161	000:02:40	23839	1,897.05
162	000:02:41	23504	1,870.39
163	000:02:42	23170	1,843.81
164	000:02:43	22838	1,817.39
165	000:02:44	22456	1,786.99
166	000:02:45	22090	1,757.87
167	000:02:46	21743	1,730.25
168	000:02:47	21450	1,706.94
169	000:02:48	21143	1,682.51
170	000:02:49	20833	1,657.84
171	000:02:50	20518	1,632.77
172	000:02:51	20249	1,611.36
173	000:02:52	19970	1,589.16
174	000:02:53	19713	1,568.71
175	000:02:54	19451	1,547.86
176	000:02:55	19222	1,529.64
177	000:02:56	19090	1,519.13
178	000:02:57	19003	1,512.21
179	000:02:58	18956	1,508.47
180	000:02:59	18915	1,505.21
181	000:03:00	18857	1,500.59
182	000:03:01	18775	1,494.07
183	000:03:02	18696	1,487.78
184	000:03:03	18651	1,484.20
185	000:03:04	18615	1,481.33
186	000:03:05	18584	1,478.87
187	000:03:06	18545	1,475.76
188	000:03:07	18494	1,471.71
189	000:03:08	18444	1,467.73
190	000:03:09	18400	1,464.23
191	000:03:10	18364	1,461.36
192	000:03:11	18326	1,458.34

HM Data Download - Concrete Test Results

READ #	TIME	LOAD	STRESS (PSI)
193	000:03:12	18283	1,454.91
194	000:03:13	18231	1,450.78
195	000:03:14	18179	1,446.64
196	000:03:15	18126	1,442.42
197	000:03:16	18072	1,438.12
198	000:03:17	18024	1,434.30
199	000:03:18	17969	1,429.93
200	000:03:19	17905	1,424.83
201	000:03:20	17853	1,420.70
202	000:03:21	17800	1,416.48
203	000:03:22	17761	1,413.38
204	000:03:23	17709	1,409.24
205	000:03:24	17654	1,404.86
206	000:03:25	17594	1,400.09
207	000:03:26	17527	1,394.75
208	000:03:27	17461	1,389.50
209	000:03:28	17403	1,384.89
210	000:03:29	17323	1,378.52
211	000:03:30	17259	1,373.43
212	000:03:31	17207	1,369.29
213	000:03:32	17153	1,364.99
214	000:03:33	17088	1,359.82
215	000:03:34	17030	1,355.20
216	000:03:35	16969	1,350.35
217	000:03:36	16901	1,344.94
218	000:03:37	16830	1,339.29
219	000:03:38	16767	1,334.28
220	000:03:39	16702	1,329.10
221	000:03:40	16645	1,324.57
222	000:03:41	16595	1,320.59
223	000:03:42	16543	1,316.45
224	000:03:43	16485	1,311.83
225	000:03:44	16420	1,306.66
226	000:03:45	16357	1,301.65
227	000:03:46	16298	1,296.95
228	000:03:47	16237	1,292.10
229	000:03:48	16187	1,288.12
230	000:03:49	16139	1,284.30

HM Data Download - Concrete Test Results

READ #	TIME	LOAD	STRESS (PSI)
231	000:03:50	16083	1,279.84
232	000:03:51	16031	1,275.71
233	000:03:52	15962	1,270.22
234	000:03:53	15885	1,264.09
235	000:03:54	15817	1,258.68
236	000:03:55	15752	1,253.50
237	000:03:56	15700	1,249.37
238	000:03:57	15657	1,245.94
239	000:03:58	15619	1,242.92
240	000:03:59	15570	1,239.02
241	000:04:00	15522	1,235.20
242	000:04:01	15465	1,230.67
243	000:04:02	15401	1,225.57
244	000:04:03	15341	1,220.80
245	000:04:04	15265	1,214.75
246	000:04:05	15193	1,209.02
247	000:04:06	15134	1,204.33
248	000:04:07	15072	1,199.39
249	000:04:08	15022	1,195.41
250	000:04:09	14981	1,192.15
251	000:04:10	14952	1,189.84
252	000:04:11	14930	1,188.09
253	000:04:12	14907	1,186.26
254	000:04:13	14878	1,183.95
255	000:04:14	14850	1,181.73
256	000:04:15	14822	1,179.50
257	000:04:16	14782	1,176.31
258	000:04:17	14739	1,172.89
259	000:04:18	14706	1,170.27
260	000:04:19	14662	1,166.76
261	000:04:20	14602	1,161.99
262	000:04:21	14550	1,157.85
263	000:04:22	14505	1,154.27
264	000:04:23	14460	1,150.69
265	000:04:24	14427	1,148.06
266	000:04:25	14406	1,146.39
267	000:04:26	14364	1,143.05
268	000:04:27	14324	1,139.87

HM Data Download - Concrete Test Results

READ #	TIME	LOAD	STRESS (PSI)
269	000:04:28	14289	1,137.08
270	000:04:29	14243	1,133.42
271	000:04:30	14194	1,129.52
272	000:04:31	14157	1,126.58
273	000:04:32	14128	1,124.27
274	000:04:33	14097	1,121.80
275	000:04:34	14073	1,119.89
276	000:04:35	14052	1,118.22
277	000:04:36	14027	1,116.23
278	000:04:37	13996	1,113.77
279	000:04:38	13974	1,112.02
280	000:04:39	13954	1,110.42
281	000:04:40	13937	1,109.07
282	000:04:41	13915	1,107.32
283	000:04:42	13880	1,104.54
284	000:04:43	13845	1,101.75
285	000:04:44	13822	1,099.92
286	000:04:44	13804	1,098.49

Concrete Test

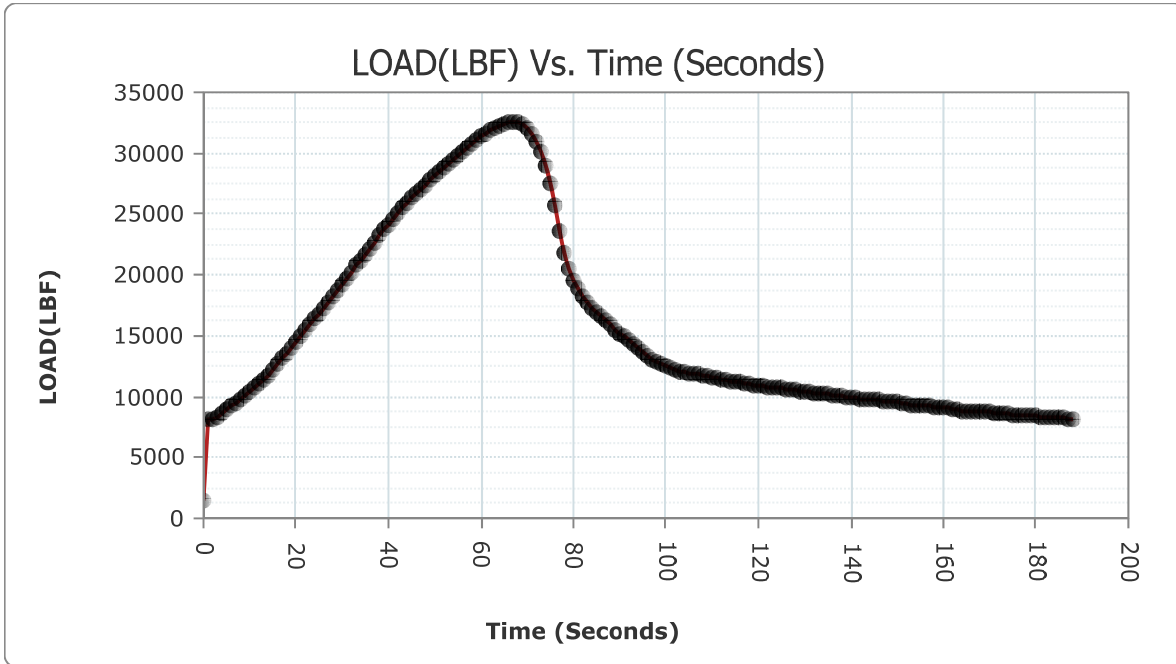
Sample Identification: G24-2

Machine ID: 6a127

Test Type: ASTM C39

2/12/2020

TYPE	PEAK VALUES	UNITS
LOAD	32639	LBF
Diameter	4.00	IN
Length	8.00	IN
Cross-Sectional Area	12.57	IN ²
Sample Age	0.0	day(s)
Corrected Stress	2597.33	PSI
Average Pace Rate	-3.93	PSI/SEC
Fracture Type	Type 1	
Correction Factor	1.000	
Temperature @ START	76.4	°F
Temperature @ FINISH	76.3	°F



READ #	TIME	LOAD	STRESS (PSI)
1	000:00:00	1451	115.47
2	000:00:01	8183	651.18

HM Data Download - Concrete Test Results

READ #	TIME	LOAD	STRESS (PSI)
3	000:00:02	8125	646.57
4	000:00:03	8358	665.11
5	000:00:04	8625	686.36
6	000:00:05	8912	709.19
7	000:00:06	9207	732.67
8	000:00:07	9481	754.47
9	000:00:08	9792	779.22
10	000:00:09	10113	804.77
11	000:00:10	10442	830.95
12	000:00:11	10777	857.61
13	000:00:12	11119	884.82
14	000:00:13	11464	912.28
15	000:00:14	11790	938.22
16	000:00:15	12225	972.83
17	000:00:16	12675	1,008.64
18	000:00:17	13124	1,044.37
19	000:00:18	13582	1,080.82
20	000:00:19	14046	1,117.75
21	000:00:20	14470	1,151.49
22	000:00:21	14942	1,189.05
23	000:00:22	15418	1,226.93
24	000:00:23	15900	1,265.28
25	000:00:24	16388	1,304.12
26	000:00:25	16830	1,339.29
27	000:00:26	17321	1,378.36
28	000:00:27	17815	1,417.67
29	000:00:28	18311	1,457.14
30	000:00:29	18762	1,493.03
31	000:00:30	19262	1,532.82
32	000:00:31	19766	1,572.93
33	000:00:32	20266	1,612.72
34	000:00:33	20763	1,652.27
35	000:00:34	21212	1,688.00
36	000:00:35	21709	1,727.55
37	000:00:36	22209	1,767.34
38	000:00:37	22704	1,806.73
39	000:00:38	23200	1,846.20
40	000:00:39	23692	1,885.35

HM Data Download - Concrete Test Results

READ #	TIME	LOAD	STRESS (PSI)
41	000:00:40	24133	1,920.44
42	000:00:41	24623	1,959.44
43	000:00:42	25108	1,998.03
44	000:00:43	25533	2,031.85
45	000:00:44	25926	2,063.13
46	000:00:45	26308	2,093.52
47	000:00:46	26654	2,121.06
48	000:00:47	27033	2,151.22
49	000:00:48	27407	2,180.98
50	000:00:49	27780	2,210.66
51	000:00:50	28148	2,239.95
52	000:00:51	28513	2,268.99
53	000:00:52	28831	2,294.30
54	000:00:53	29181	2,322.15
55	000:00:54	29521	2,349.21
56	000:00:55	29856	2,375.86
57	000:00:56	30178	2,401.49
58	000:00:57	30493	2,426.56
59	000:00:58	30794	2,450.51
60	000:00:59	31063	2,471.92
61	000:01:00	31343	2,494.20
62	000:01:01	31602	2,514.81
63	000:01:02	31848	2,534.38
64	000:01:03	32087	2,553.40
65	000:01:04	32287	2,569.32
66	000:01:05	32475	2,584.28
67	000:01:06	32593	2,593.67
68	000:01:07	32638	2,597.25
69	000:01:08	32613	2,595.26
70	000:01:09	32399	2,578.23
71	000:01:10	32022	2,548.23
72	000:01:11	31533	2,509.32
73	000:01:12	30902	2,459.10
74	000:01:13	30079	2,393.61
75	000:01:14	29047	2,311.49
76	000:01:15	27444	2,183.92
77	000:01:16	25732	2,047.69
78	000:01:17	23584	1,876.76

HM Data Download - Concrete Test Results

READ #	TIME	LOAD	STRESS (PSI)
79	000:01:18	21795	1,734.39
80	000:01:19	20486	1,630.22
81	000:01:20	19539	1,554.86
82	000:01:21	18813	1,497.09
83	000:01:22	18303	1,456.51
84	000:01:23	17787	1,415.44
85	000:01:24	17309	1,377.41
86	000:01:25	16906	1,345.34
87	000:01:26	16616	1,322.26
88	000:01:27	16256	1,293.61
89	000:01:28	15885	1,264.09
90	000:01:29	15511	1,234.33
91	000:01:30	15182	1,208.15
92	000:01:31	14932	1,188.25
93	000:01:32	14637	1,164.78
94	000:01:33	14304	1,138.28
95	000:01:34	13988	1,113.13
96	000:01:35	13646	1,085.91
97	000:01:36	13334	1,061.09
98	000:01:37	13093	1,041.91
99	000:01:38	12880	1,024.96
100	000:01:39	12684	1,009.36
101	000:01:40	12515	995.91
102	000:01:41	12347	982.54
103	000:01:42	12221	972.52
104	000:01:43	12108	963.52
105	000:01:44	12023	956.76
106	000:01:45	11946	950.63
107	000:01:46	11866	944.27
108	000:01:47	11805	939.41
109	000:01:48	11739	934.16
110	000:01:49	11674	928.99
111	000:01:50	11593	922.54
112	000:01:51	11503	915.38
113	000:01:52	11420	908.77
114	000:01:53	11341	902.49
115	000:01:54	11263	896.28
116	000:01:55	11215	892.46

HM Data Download - Concrete Test Results

READ #	TIME	LOAD	STRESS (PSI)
117	000:01:56	11171	888.96
118	000:01:57	11098	883.15
119	000:01:58	11028	877.58
120	000:01:59	10975	873.36
121	000:02:00	10914	868.51
122	000:02:01	10846	863.10
123	000:02:02	10802	859.60
124	000:02:03	10772	857.21
125	000:02:04	10725	853.47
126	000:02:05	10670	849.09
127	000:02:06	10595	843.12
128	000:02:07	10542	838.91
129	000:02:08	10504	835.88
130	000:02:09	10450	831.58
131	000:02:10	10385	826.41
132	000:02:11	10344	823.15
133	000:02:12	10298	819.49
134	000:02:13	10259	816.39
135	000:02:14	10225	813.68
136	000:02:15	10177	809.86
137	000:02:16	10126	805.80
138	000:02:17	10063	800.79
139	000:02:18	10012	796.73
140	000:02:19	9963	792.83
141	000:02:20	9908	788.45
142	000:02:21	9855	784.24
143	000:02:22	9811	780.73
144	000:02:23	9772	777.63
145	000:02:24	9743	775.32
146	000:02:25	9722	773.65
147	000:02:26	9697	771.66
148	000:02:27	9660	768.72
149	000:02:28	9617	765.30
150	000:02:29	9576	762.03
151	000:02:30	9526	758.05
152	000:02:31	9462	752.96
153	000:02:32	9398	747.87
154	000:02:33	9342	743.41

HM Data Download - Concrete Test Results

READ #	TIME	LOAD	STRESS (PSI)
155	000:02:34	9296	739.75
156	000:02:35	9260	736.89
157	000:02:36	9232	734.66
158	000:02:37	9206	732.59
159	000:02:38	9172	729.88
160	000:02:39	9130	726.54
161	000:02:40	9091	723.44
162	000:02:41	9042	719.54
163	000:02:42	8993	715.64
164	000:02:43	8944	711.74
165	000:02:44	8862	705.22
166	000:02:45	8782	698.85
167	000:02:46	8777	698.45
168	000:02:47	8781	698.77
169	000:02:48	8785	699.09
170	000:02:49	8767	697.66
171	000:02:50	8739	695.43
172	000:02:51	8701	692.40
173	000:02:52	8665	689.54
174	000:02:53	8629	686.67
175	000:02:54	8573	682.22
176	000:02:55	8524	678.32
177	000:02:56	8498	676.25
178	000:02:57	8474	674.34
179	000:02:58	8451	672.51
180	000:02:59	8428	670.68
181	000:03:00	8403	668.69
182	000:03:01	8381	666.94
183	000:03:02	8358	665.11
184	000:03:03	8330	662.88
185	000:03:04	8302	660.65
186	000:03:05	8271	658.19
187	000:03:06	8241	655.80
188	000:03:07	8210	653.33
189	000:03:08	8184	651.26

Concrete Test

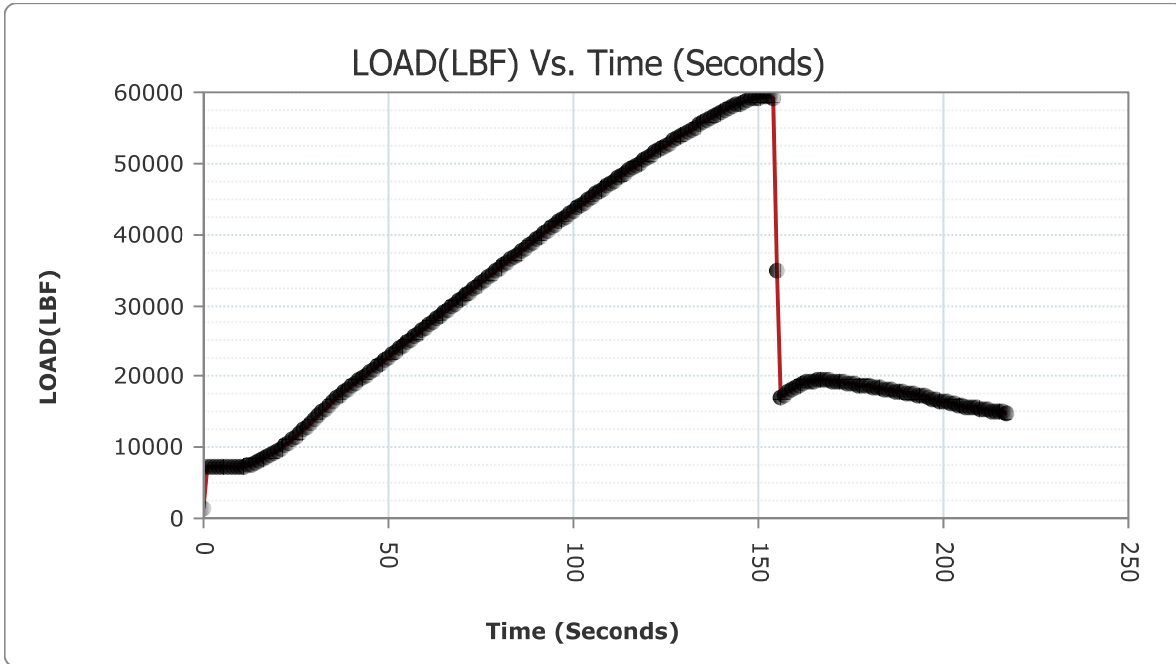
Sample Identification: G24_3

Machine ID: 6a127

Test Type: ASTM C39

2/12/2020

TYPE	PEAK VALUES	UNITS
LOAD	59428	LBF
Diameter	4.00	IN
Length	8.00	IN
Cross-Sectional Area	12.57	IN ²
Sample Age	0.0	day(s)
Corrected Stress	4729.13	PSI
Average Pace Rate	-7.88	PSI/SEC
Fracture Type	Type 3	
Correction Factor	1.000	
Temperature @ START	76.3	°F
Temperature @ FINISH	76.1	°F



READ #	TIME	LOAD	STRESS (PSI)
1	000:00:00	1436	114.27
2	000:00:01	7334	583.62

HM Data Download - Concrete Test Results

READ #	TIME	LOAD	STRESS (PSI)
3	000:00:02	7156	569.46
4	000:00:03	7262	577.89
5	000:00:04	7388	587.92
6	000:00:05	7390	588.08
7	000:00:06	7350	584.89
8	000:00:07	7322	582.67
9	000:00:08	7302	581.07
10	000:00:09	7283	579.56
11	000:00:10	7273	578.77
12	000:00:11	7337	583.86
13	000:00:12	7447	592.61
14	000:00:13	7603	605.03
15	000:00:14	7771	618.40
16	000:00:15	8013	637.65
17	000:00:16	8286	659.38
18	000:00:17	8577	682.54
19	000:00:18	8870	705.85
20	000:00:19	9187	731.08
21	000:00:20	9484	754.71
22	000:00:21	9840	783.04
23	000:00:22	10223	813.52
24	000:00:23	10626	845.59
25	000:00:24	11065	880.52
26	000:00:25	11522	916.89
27	000:00:26	11997	954.69
28	000:00:27	12435	989.55
29	000:00:28	12923	1,028.38
30	000:00:29	13421	1,068.01
31	000:00:30	13923	1,107.96
32	000:00:31	14437	1,148.86
33	000:00:32	14954	1,190.00
34	000:00:33	15428	1,227.72
35	000:00:34	15958	1,269.90
36	000:00:35	16483	1,311.68
37	000:00:36	16968	1,350.27
38	000:00:37	17424	1,386.56
39	000:00:38	17807	1,417.04
40	000:00:39	18209	1,449.03

HM Data Download - Concrete Test Results

READ #	TIME	LOAD	STRESS (PSI)
41	000:00:40	18608	1,480.78
42	000:00:41	19008	1,512.61
43	000:00:42	19411	1,544.68
44	000:00:43	19816	1,576.91
45	000:00:44	20224	1,609.37
46	000:00:45	20593	1,638.74
47	000:00:46	21001	1,671.21
48	000:00:47	21419	1,704.47
49	000:00:48	21840	1,737.97
50	000:00:49	22215	1,767.81
51	000:00:50	22638	1,801.47
52	000:00:51	23060	1,835.06
53	000:00:52	23483	1,868.72
54	000:00:53	23864	1,899.04
55	000:00:54	24290	1,932.94
56	000:00:55	24719	1,967.08
57	000:00:56	25147	2,001.13
58	000:00:57	25573	2,035.03
59	000:00:58	25953	2,065.27
60	000:00:59	26375	2,098.86
61	000:01:00	26801	2,132.76
62	000:01:01	27230	2,166.89
63	000:01:02	27658	2,200.95
64	000:01:03	28085	2,234.93
65	000:01:04	28469	2,265.49
66	000:01:05	28895	2,299.39
67	000:01:06	29324	2,333.53
68	000:01:07	29748	2,367.27
69	000:01:08	30179	2,401.57
70	000:01:09	30607	2,435.63
71	000:01:10	31032	2,469.45
72	000:01:11	31419	2,500.24
73	000:01:12	31842	2,533.91
74	000:01:13	32269	2,567.89
75	000:01:14	32695	2,601.79
76	000:01:15	33120	2,635.61
77	000:01:16	33544	2,669.35
78	000:01:17	33926	2,699.75

HM Data Download - Concrete Test Results

READ #	TIME	LOAD	STRESS (PSI)
79	000:01:18	34352	2,733.65
80	000:01:19	34772	2,767.07
81	000:01:20	35193	2,800.57
82	000:01:21	35616	2,834.23
83	000:01:22	36032	2,867.34
84	000:01:23	36454	2,900.92
85	000:01:24	36831	2,930.92
86	000:01:25	37247	2,964.02
87	000:01:26	37667	2,997.44
88	000:01:27	38082	3,030.47
89	000:01:28	38496	3,063.41
90	000:01:29	38909	3,096.28
91	000:01:30	39282	3,125.96
92	000:01:31	39694	3,158.75
93	000:01:32	40103	3,191.30
94	000:01:33	40511	3,223.76
95	000:01:34	40920	3,256.31
96	000:01:35	41328	3,288.78
97	000:01:36	41732	3,320.93
98	000:01:37	42106	3,350.69
99	000:01:38	42509	3,382.76
100	000:01:39	42910	3,414.67
101	000:01:40	43312	3,446.66
102	000:01:41	43706	3,478.01
103	000:01:42	44062	3,506.34
104	000:01:43	44459	3,537.93
105	000:01:44	44852	3,569.21
106	000:01:45	45243	3,600.32
107	000:01:46	45632	3,631.28
108	000:01:47	46024	3,662.47
109	000:01:48	46373	3,690.25
110	000:01:49	46763	3,721.28
111	000:01:50	47148	3,751.92
112	000:01:51	47533	3,782.56
113	000:01:52	47875	3,809.77
114	000:01:53	48256	3,840.09
115	000:01:54	48632	3,870.01
116	000:01:55	49009	3,900.01

HM Data Download - Concrete Test Results

READ #	TIME	LOAD	STRESS (PSI)
117	000:01:56	49342	3,926.51
118	000:01:57	49714	3,956.11
119	000:01:58	50080	3,985.24
120	000:01:59	50445	4,014.29
121	000:02:00	50771	4,040.23
122	000:02:01	51135	4,069.19
123	000:02:02	51490	4,097.44
124	000:02:03	51844	4,125.61
125	000:02:04	52160	4,150.76
126	000:02:05	52510	4,178.61
127	000:02:06	52855	4,206.07
128	000:02:07	53197	4,233.28
129	000:02:08	53499	4,257.31
130	000:02:09	53835	4,284.05
131	000:02:10	54165	4,310.31
132	000:02:11	54491	4,336.26
133	000:02:12	54784	4,359.57
134	000:02:13	55102	4,384.88
135	000:02:14	55421	4,410.26
136	000:02:15	55731	4,434.93
137	000:02:16	56006	4,456.82
138	000:02:17	56309	4,480.93
139	000:02:18	56606	4,504.56
140	000:02:19	56900	4,527.96
141	000:02:20	57149	4,547.77
142	000:02:21	57429	4,570.05
143	000:02:22	57704	4,591.94
144	000:02:23	57970	4,613.11
145	000:02:24	58201	4,631.49
146	000:02:25	58449	4,651.22
147	000:02:26	58678	4,669.45
148	000:02:27	58890	4,686.32
149	000:02:28	59053	4,699.29
150	000:02:29	59193	4,710.43
151	000:02:30	59296	4,718.63
152	000:02:31	59369	4,724.44
153	000:02:32	59416	4,728.18
154	000:02:33	59417	4,728.25

HM Data Download - Concrete Test Results

READ #	TIME	LOAD	STRESS (PSI)
155	000:02:34	59195	4,710.59
156	000:02:35	34915	2,778.45
157	000:02:36	16998	1,352.66
158	000:02:37	17398	1,384.49
159	000:02:38	17809	1,417.20
160	000:02:39	18173	1,446.16
161	000:02:40	18464	1,469.32
162	000:02:41	18752	1,492.24
163	000:02:42	18996	1,511.65
164	000:02:43	19199	1,527.81
165	000:02:44	19350	1,539.82
166	000:02:45	19392	1,543.17
167	000:02:46	19424	1,545.71
168	000:02:47	19429	1,546.11
169	000:02:48	19412	1,544.76
170	000:02:49	19401	1,543.88
171	000:02:50	19374	1,541.73
172	000:02:51	19307	1,536.40
173	000:02:52	19239	1,530.99
174	000:02:53	19162	1,524.86
175	000:02:54	19097	1,519.69
176	000:02:55	18996	1,511.65
177	000:02:56	18899	1,503.93
178	000:02:57	18786	1,494.94
179	000:02:58	18696	1,487.78
180	000:02:59	18620	1,481.73
181	000:03:00	18567	1,477.51
182	000:03:01	18488	1,471.23
183	000:03:02	18422	1,465.98
184	000:03:03	18351	1,460.33
185	000:03:04	18277	1,454.44
186	000:03:05	18172	1,446.08
187	000:03:06	18068	1,437.81
188	000:03:07	17959	1,429.13
189	000:03:08	17855	1,420.86
190	000:03:09	17746	1,412.18
191	000:03:10	17653	1,404.78
192	000:03:11	17572	1,398.34

HM Data Download - Concrete Test Results

READ #	TIME	LOAD	STRESS (PSI)
193	000:03:12	17503	1,392.84
194	000:03:13	17397	1,384.41
195	000:03:14	17288	1,375.74
196	000:03:15	17171	1,366.42
197	000:03:16	17027	1,354.97
198	000:03:17	16856	1,341.36
199	000:03:18	16718	1,330.38
200	000:03:19	16579	1,319.31
201	000:03:20	16461	1,309.92
202	000:03:21	16349	1,301.01
203	000:03:22	16212	1,290.11
204	000:03:23	16070	1,278.81
205	000:03:24	15944	1,268.78
206	000:03:25	15821	1,259.00
207	000:03:26	15737	1,252.31
208	000:03:27	15664	1,246.50
209	000:03:28	15591	1,240.69
210	000:03:29	15522	1,235.20
211	000:03:30	15444	1,228.99
212	000:03:31	15357	1,222.07
213	000:03:32	15248	1,213.40
214	000:03:33	15179	1,207.91
215	000:03:34	15113	1,202.65
216	000:03:35	15034	1,196.37
217	000:03:36	14943	1,189.13
218	000:03:37	14865	1,182.92
219	000:03:37	14856	1,182.20

Concrete Test

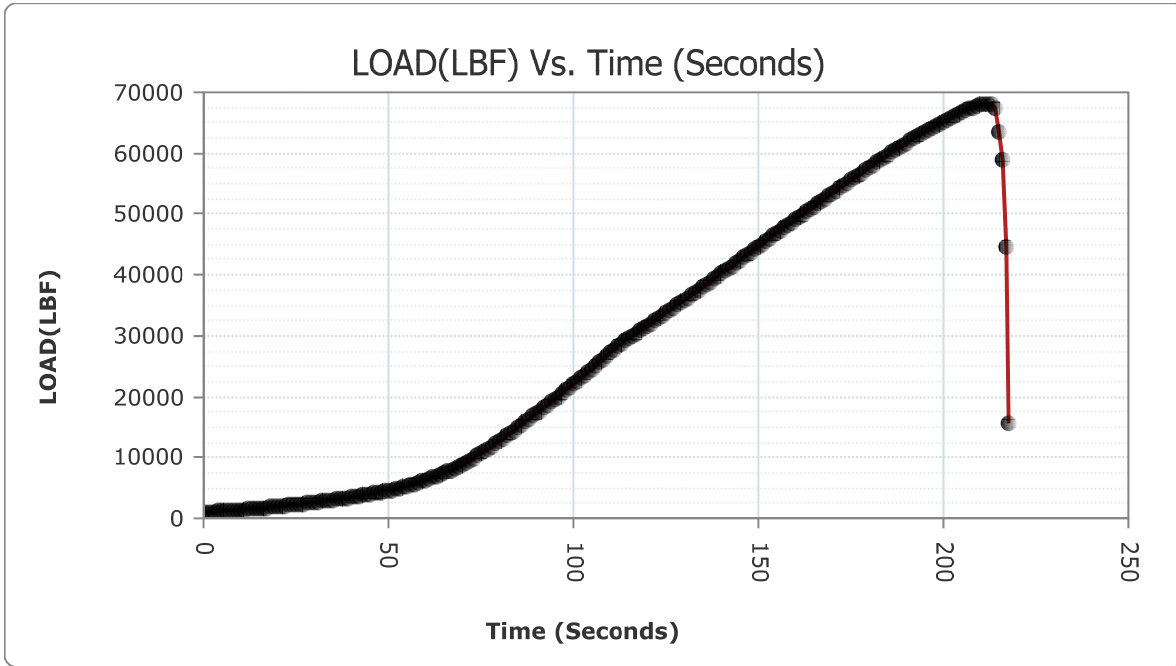
Sample Identification: G3D_1

Machine ID: 6a127

Test Type: ASTM C39

2/14/2020

TYPE	PEAK VALUES	UNITS
LOAD	68038	LBF
Diameter	4.00	IN
Length	8.00	IN
Cross-Sectional Area	12.57	IN ²
Sample Age	0.0	day(s)
Corrected Stress	5414.26	PSI
Average Pace Rate	31.74	PSI/SEC
Fracture Type	Type 3	
Correction Factor	1.000	
Temperature @ START	79.8	°F
Temperature @ FINISH	80.0	°F



READ #	TIME	LOAD	STRESS (PSI)
1	000:00:00	1002	79.74
2	000:00:01	1037	82.52

HM Data Download - Concrete Test Results

READ #	TIME	LOAD	STRESS (PSI)
3	000:00:02	1073	85.39
4	000:00:03	1114	88.65
5	000:00:04	1152	91.67
6	000:00:05	1189	94.62
7	000:00:06	1235	98.28
8	000:00:07	1278	101.70
9	000:00:08	1325	105.44
10	000:00:09	1368	108.86
11	000:00:10	1412	112.36
12	000:00:11	1460	116.18
13	000:00:12	1508	120.00
14	000:00:13	1561	124.22
15	000:00:14	1614	128.44
16	000:00:15	1670	132.89
17	000:00:16	1719	136.79
18	000:00:17	1773	141.09
19	000:00:18	1835	146.02
20	000:00:19	1895	150.80
21	000:00:20	1955	155.57
22	000:00:21	2020	160.75
23	000:00:22	2083	165.76
24	000:00:23	2144	170.61
25	000:00:24	2211	175.95
26	000:00:25	2282	181.60
27	000:00:26	2353	187.25
28	000:00:27	2429	193.29
29	000:00:28	2504	199.26
30	000:00:29	2581	205.39
31	000:00:30	2630	209.29
32	000:00:31	2712	215.81
33	000:00:32	2792	222.18
34	000:00:33	2874	228.71
35	000:00:34	2958	235.39
36	000:00:35	3039	241.84
37	000:00:36	3118	248.12
38	000:00:37	3208	255.28
39	000:00:38	3298	262.45
40	000:00:39	3390	269.77

HM Data Download - Concrete Test Results

READ #	TIME	LOAD	STRESS (PSI)
41	000:00:40	3483	277.17
42	000:00:41	3571	284.17
43	000:00:42	3671	292.13
44	000:00:43	3769	299.93
45	000:00:44	3870	307.96
46	000:00:45	3975	316.32
47	000:00:46	4078	324.52
48	000:00:47	4177	332.40
49	000:00:48	4286	341.07
50	000:00:49	4398	349.98
51	000:00:50	4513	359.13
52	000:00:51	4627	368.20
53	000:00:52	4746	377.67
54	000:00:53	4862	386.91
55	000:00:54	5048	401.71
56	000:00:55	5248	417.62
57	000:00:56	5449	433.62
58	000:00:57	5656	450.09
59	000:00:58	5869	467.04
60	000:00:59	6065	482.64
61	000:01:00	6288	500.38
62	000:01:01	6519	518.77
63	000:01:02	6756	537.63
64	000:01:03	6976	555.13
65	000:01:04	7221	574.63
66	000:01:05	7472	594.60
67	000:01:06	7728	614.97
68	000:01:07	7964	633.76
69	000:01:08	8236	655.40
70	000:01:09	8507	676.97
71	000:01:10	8843	703.70
72	000:01:11	9199	732.03
73	000:01:12	9558	760.60
74	000:01:13	9890	787.02
75	000:01:14	10265	816.86
76	000:01:15	10648	847.34
77	000:01:16	11046	879.01
78	000:01:17	11448	911.00

HM Data Download - Concrete Test Results

READ #	TIME	LOAD	STRESS (PSI)
79	000:01:18	11858	943.63
80	000:01:19	12280	977.21
81	000:01:20	12667	1,008.01
82	000:01:21	13105	1,042.86
83	000:01:22	13547	1,078.04
84	000:01:23	14002	1,114.24
85	000:01:24	14468	1,151.33
86	000:01:25	14946	1,189.36
87	000:01:26	15380	1,223.90
88	000:01:27	15863	1,262.34
89	000:01:28	16355	1,301.49
90	000:01:29	16818	1,338.33
91	000:01:30	17272	1,374.46
92	000:01:31	17717	1,409.87
93	000:01:32	18122	1,442.10
94	000:01:33	18585	1,478.95
95	000:01:34	19058	1,516.59
96	000:01:35	19537	1,554.71
97	000:01:36	20023	1,593.38
98	000:01:37	20512	1,632.29
99	000:01:38	21015	1,672.32
100	000:01:39	21481	1,709.40
101	000:01:40	21992	1,750.07
102	000:01:41	22508	1,791.13
103	000:01:42	23029	1,832.59
104	000:01:43	23507	1,870.63
105	000:01:44	24039	1,912.96
106	000:01:45	24571	1,955.30
107	000:01:46	25104	1,997.71
108	000:01:47	25633	2,039.81
109	000:01:48	26177	2,083.10
110	000:01:49	26676	2,122.81
111	000:01:50	27240	2,167.69
112	000:01:51	27803	2,212.49
113	000:01:52	28306	2,252.52
114	000:01:53	28775	2,289.84
115	000:01:54	29223	2,325.49
116	000:01:55	29645	2,359.07

HM Data Download - Concrete Test Results

READ #	TIME	LOAD	STRESS (PSI)
117	000:01:56	30020	2,388.92
118	000:01:57	30431	2,421.62
119	000:01:58	30843	2,454.41
120	000:01:59	31258	2,487.43
121	000:02:00	31632	2,517.19
122	000:02:01	32051	2,550.54
123	000:02:02	32473	2,584.12
124	000:02:03	32893	2,617.54
125	000:02:04	33281	2,648.42
126	000:02:05	33710	2,682.56
127	000:02:06	34142	2,716.93
128	000:02:07	34573	2,751.23
129	000:02:08	35008	2,785.85
130	000:02:09	35395	2,816.64
131	000:02:10	35836	2,851.74
132	000:02:11	36273	2,886.51
133	000:02:12	36710	2,921.29
134	000:02:13	37149	2,956.22
135	000:02:14	37590	2,991.32
136	000:02:15	38030	3,026.33
137	000:02:16	38429	3,058.08
138	000:02:17	38873	3,093.42
139	000:02:18	39317	3,128.75
140	000:02:19	39764	3,164.32
141	000:02:20	40211	3,199.89
142	000:02:21	40656	3,235.30
143	000:02:22	41060	3,267.45
144	000:02:23	41502	3,302.62
145	000:02:24	41951	3,338.35
146	000:02:25	42398	3,373.93
147	000:02:26	42848	3,409.74
148	000:02:27	43294	3,445.23
149	000:02:28	43698	3,477.38
150	000:02:29	44152	3,513.50
151	000:02:30	44605	3,549.55
152	000:02:31	45054	3,585.28
153	000:02:32	45506	3,621.25
154	000:02:33	45959	3,657.30

HM Data Download - Concrete Test Results

READ #	TIME	LOAD	STRESS (PSI)
155	000:02:34	46410	3,693.19
156	000:02:35	46817	3,725.58
157	000:02:36	47273	3,761.87
158	000:02:37	47720	3,797.44
159	000:02:38	48169	3,833.17
160	000:02:39	48589	3,866.59
161	000:02:40	49040	3,902.48
162	000:02:41	49487	3,938.05
163	000:02:42	49934	3,973.62
164	000:02:43	50384	4,009.43
165	000:02:44	50831	4,045.00
166	000:02:45	51231	4,076.83
167	000:02:46	51672	4,111.93
168	000:02:47	52117	4,147.34
169	000:02:48	52559	4,182.51
170	000:02:49	53002	4,217.77
171	000:02:50	53440	4,252.62
172	000:02:51	53874	4,287.16
173	000:02:52	54267	4,318.43
174	000:02:53	54705	4,353.29
175	000:02:54	55141	4,387.98
176	000:02:55	55567	4,421.88
177	000:02:56	55995	4,455.94
178	000:02:57	56422	4,489.92
179	000:02:58	56811	4,520.88
180	000:02:59	57240	4,555.01
181	000:03:00	57667	4,588.99
182	000:03:01	58089	4,622.58
183	000:03:02	58466	4,652.58
184	000:03:03	58885	4,685.92
185	000:03:04	59299	4,718.86
186	000:03:05	59713	4,751.81
187	000:03:06	60081	4,781.09
188	000:03:07	60487	4,813.40
189	000:03:08	60890	4,845.47
190	000:03:09	61284	4,876.83
191	000:03:10	61676	4,908.02
192	000:03:11	62059	4,938.50

HM Data Download - Concrete Test Results

READ #	TIME	LOAD	STRESS (PSI)
193	000:03:12	62405	4,966.03
194	000:03:13	62788	4,996.51
195	000:03:14	63164	5,026.43
196	000:03:15	63536	5,056.03
197	000:03:16	63902	5,085.16
198	000:03:17	64260	5,113.65
199	000:03:18	64577	5,138.87
200	000:03:19	64922	5,166.33
201	000:03:20	65259	5,193.15
202	000:03:21	65589	5,219.41
203	000:03:22	65910	5,244.95
204	000:03:23	66220	5,269.62
205	000:03:24	66518	5,293.33
206	000:03:25	66774	5,313.71
207	000:03:26	67048	5,335.51
208	000:03:27	67304	5,355.88
209	000:03:28	67536	5,374.34
210	000:03:29	67740	5,390.58
211	000:03:30	67900	5,403.31
212	000:03:31	68006	5,411.75
213	000:03:32	68032	5,413.81
214	000:03:33	67920	5,404.90
215	000:03:34	67371	5,361.21
216	000:03:35	63498	5,053.01
217	000:03:36	58935	4,689.90
218	000:03:37	44547	3,544.94
219	000:03:37	15749	1,253.27

Concrete Test

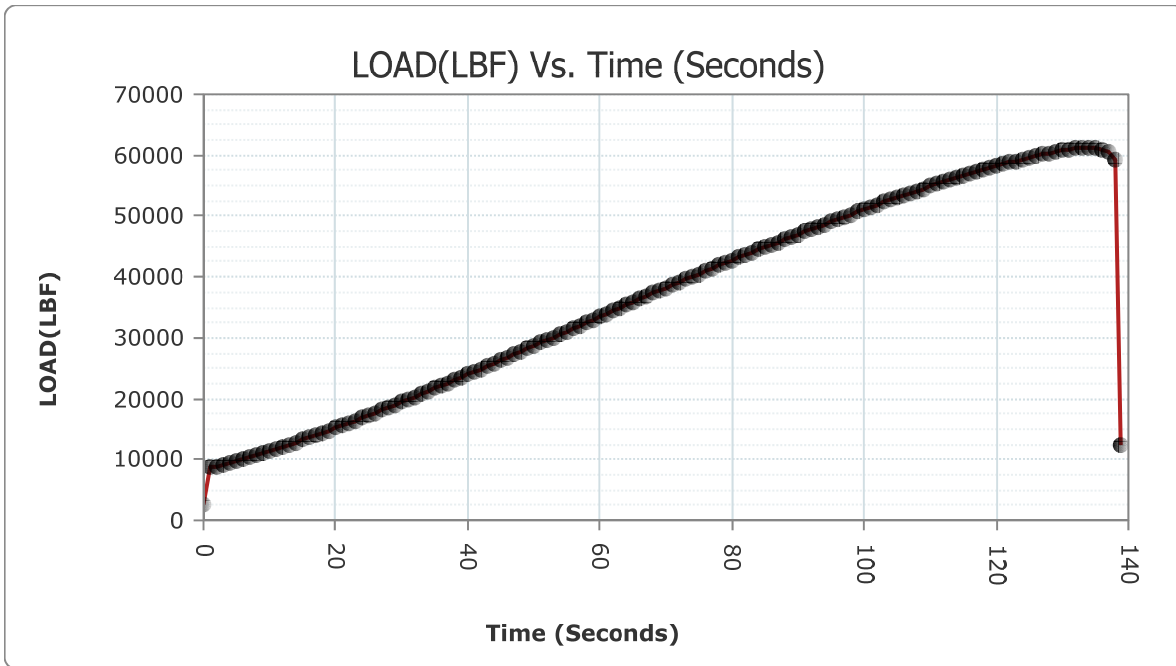
Sample Identification: G3D_2

Machine ID: 6a127

Test Type: ASTM C39

2/14/2020

TYPE	PEAK VALUES	UNITS
LOAD	61230	LBF
Diameter	4.00	IN
Length	8.00	IN
Cross-Sectional Area	12.57	IN ²
Sample Age	0.0	day(s)
Corrected Stress	4872.50	PSI
Average Pace Rate	30.81	PSI/SEC
Fracture Type	Type 2	
Correction Factor	1.000	
Temperature @ START	80.1	°F
Temperature @ FINISH	80.1	°F



READ #	TIME	LOAD	STRESS (PSI)
1	000:00:00	2726	216.93
2	000:00:01	8936	711.10

HM Data Download - Concrete Test Results

READ #	TIME	LOAD	STRESS (PSI)
3	000:00:02	8856	704.74
4	000:00:03	9121	725.83
5	000:00:04	9407	748.59
6	000:00:05	9713	772.94
7	000:00:06	10033	798.40
8	000:00:07	10362	824.58
9	000:00:08	10664	848.61
10	000:00:09	11012	876.31
11	000:00:10	11368	904.64
12	000:00:11	11733	933.68
13	000:00:12	12066	960.18
14	000:00:13	12444	990.26
15	000:00:14	12825	1,020.58
16	000:00:15	13215	1,051.62
17	000:00:16	13611	1,083.13
18	000:00:17	13970	1,111.70
19	000:00:18	14376	1,144.01
20	000:00:19	14785	1,176.55
21	000:00:20	15198	1,209.42
22	000:00:21	15570	1,239.02
23	000:00:22	15988	1,272.28
24	000:00:23	16415	1,306.26
25	000:00:24	16841	1,340.16
26	000:00:25	17269	1,374.22
27	000:00:26	17708	1,409.16
28	000:00:27	18143	1,443.77
29	000:00:28	18542	1,475.53
30	000:00:29	18986	1,510.86
31	000:00:30	19433	1,546.43
32	000:00:31	19886	1,582.48
33	000:00:32	20336	1,618.29
34	000:00:33	20793	1,654.65
35	000:00:34	21205	1,687.44
36	000:00:35	21666	1,724.13
37	000:00:36	22128	1,760.89
38	000:00:37	22594	1,797.97
39	000:00:38	23062	1,835.22
40	000:00:39	23532	1,872.62

HM Data Download - Concrete Test Results

READ #	TIME	LOAD	STRESS (PSI)
41	000:00:40	23958	1,906.52
42	000:00:41	24428	1,943.92
43	000:00:42	24904	1,981.80
44	000:00:43	25378	2,019.52
45	000:00:44	25856	2,057.56
46	000:00:45	26335	2,095.67
47	000:00:46	26771	2,130.37
48	000:00:47	27259	2,169.20
49	000:00:48	27740	2,207.48
50	000:00:49	28223	2,245.92
51	000:00:50	28709	2,284.59
52	000:00:51	29190	2,322.87
53	000:00:52	29625	2,357.48
54	000:00:53	30111	2,396.16
55	000:00:54	30596	2,434.75
56	000:00:55	31083	2,473.51
57	000:00:56	31566	2,511.94
58	000:00:57	32053	2,550.70
59	000:00:58	32491	2,585.55
60	000:00:59	32975	2,624.07
61	000:01:00	33463	2,662.90
62	000:01:01	33947	2,701.42
63	000:01:02	34432	2,740.01
64	000:01:03	34914	2,778.37
65	000:01:04	35396	2,816.72
66	000:01:05	35833	2,851.50
67	000:01:06	36317	2,890.02
68	000:01:07	36796	2,928.13
69	000:01:08	37280	2,966.65
70	000:01:09	37761	3,004.92
71	000:01:10	38245	3,043.44
72	000:01:11	38684	3,078.38
73	000:01:12	39163	3,116.49
74	000:01:13	39621	3,152.94
75	000:01:14	40077	3,189.23
76	000:01:15	40484	3,221.61
77	000:01:16	40938	3,257.74
78	000:01:17	41394	3,294.03

HM Data Download - Concrete Test Results

READ #	TIME	LOAD	STRESS (PSI)
79	000:01:18	41845	3,329.92
80	000:01:19	42250	3,362.15
81	000:01:20	42696	3,397.64
82	000:01:21	43140	3,432.97
83	000:01:22	43582	3,468.15
84	000:01:23	44022	3,503.16
85	000:01:24	44461	3,538.09
86	000:01:25	44854	3,569.37
87	000:01:26	45293	3,604.30
88	000:01:27	45726	3,638.76
89	000:01:28	46157	3,673.06
90	000:01:29	46587	3,707.28
91	000:01:30	47013	3,741.18
92	000:01:31	47400	3,771.97
93	000:01:32	47824	3,805.71
94	000:01:33	48246	3,839.29
95	000:01:34	48664	3,872.56
96	000:01:35	49080	3,905.66
97	000:01:36	49498	3,938.93
98	000:01:37	49865	3,968.13
99	000:01:38	50273	4,000.60
100	000:01:39	50681	4,033.07
101	000:01:40	51084	4,065.14
102	000:01:41	51486	4,097.13
103	000:01:42	51884	4,128.80
104	000:01:43	52275	4,159.91
105	000:01:44	52628	4,188.00
106	000:01:45	53015	4,218.80
107	000:01:46	53397	4,249.20
108	000:01:47	53780	4,279.68
109	000:01:48	54163	4,310.15
110	000:01:49	54496	4,336.65
111	000:01:50	54863	4,365.86
112	000:01:51	55226	4,394.75
113	000:01:52	55584	4,423.23
114	000:01:53	55938	4,451.40
115	000:01:54	56285	4,479.02
116	000:01:55	56594	4,503.61

HM Data Download - Concrete Test Results

READ #	TIME	LOAD	STRESS (PSI)
117	000:01:56	56935	4,530.74
118	000:01:57	57264	4,556.92
119	000:01:58	57593	4,583.11
120	000:01:59	57911	4,608.41
121	000:02:00	58222	4,633.16
122	000:02:01	58498	4,655.12
123	000:02:02	58797	4,678.92
124	000:02:03	59083	4,701.68
125	000:02:04	59363	4,723.96
126	000:02:05	59628	4,745.05
127	000:02:06	59887	4,765.66
128	000:02:07	60130	4,784.99
129	000:02:08	60339	4,801.63
130	000:02:09	60553	4,818.65
131	000:02:10	60754	4,834.65
132	000:02:11	60930	4,848.66
133	000:02:12	61084	4,860.91
134	000:02:13	61187	4,869.11
135	000:02:14	61228	4,872.37
136	000:02:15	61199	4,870.06
137	000:02:16	61043	4,857.65
138	000:02:17	60667	4,827.73
139	000:02:18	59143	4,706.45
140	000:02:18	12313	979.84

Concrete Test

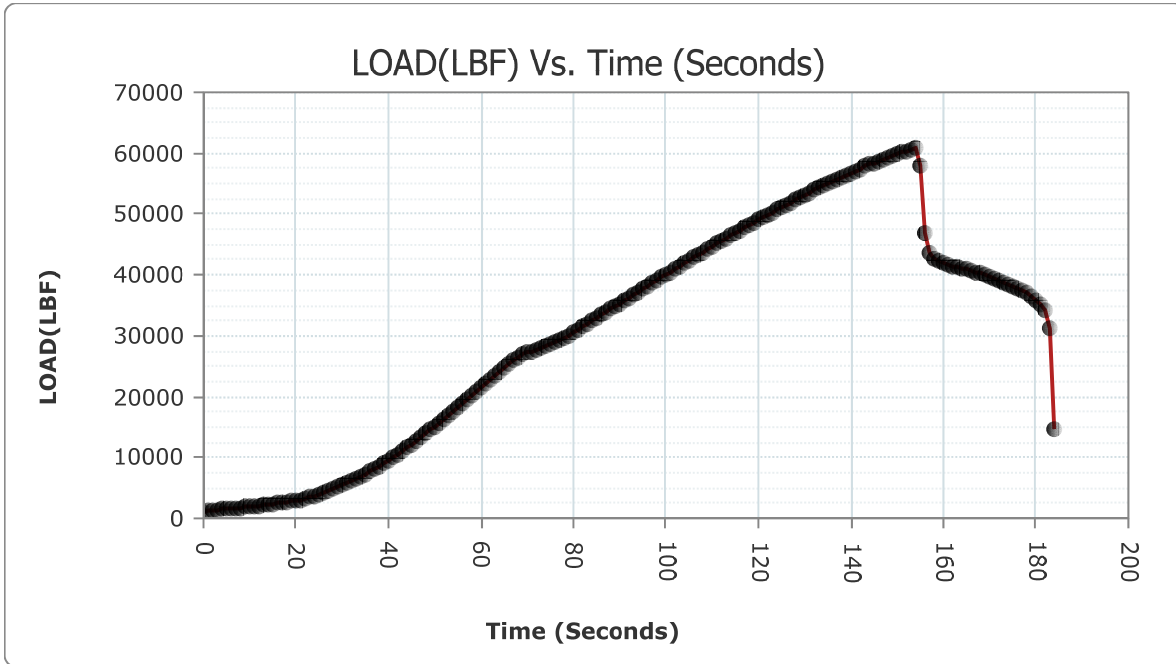
Sample Identification: G3D_3

Machine ID: 6a127

Test Type: ASTM C39

2/14/2020

TYPE	PEAK VALUES	UNITS
LOAD	60820	LBF
Diameter	4.00	IN
Length	8.00	IN
Cross-Sectional Area	12.57	IN ²
Sample Age	0.0	day(s)
Corrected Stress	4839.90	PSI
Average Pace Rate	32.86	PSI/SEC
Fracture Type	Type 2	
Correction Factor	1.000	
Temperature @ START	80.1	°F
Temperature @ FINISH	80.2	°F



READ #	TIME	LOAD	STRESS (PSI)
1	000:00:00	1008	80.21
2	000:00:01	1325	105.44

HM Data Download - Concrete Test Results

READ #	TIME	LOAD	STRESS (PSI)
3	000:00:02	1365	108.62
4	000:00:03	1418	112.84
5	000:00:04	1477	117.54
6	000:00:05	1539	122.47
7	000:00:06	1606	127.80
8	000:00:07	1672	133.05
9	000:00:08	1739	138.39
10	000:00:09	1819	144.75
11	000:00:10	1902	151.36
12	000:00:11	1988	158.20
13	000:00:12	2080	165.52
14	000:00:13	2166	172.36
15	000:00:14	2268	180.48
16	000:00:15	2371	188.68
17	000:00:16	2484	197.67
18	000:00:17	2600	206.90
19	000:00:18	2714	215.97
20	000:00:19	2807	223.37
21	000:00:20	2935	233.56
22	000:00:21	3070	244.30
23	000:00:22	3272	260.38
24	000:00:23	3499	278.44
25	000:00:24	3735	297.22
26	000:00:25	3958	314.97
27	000:00:26	4222	335.98
28	000:00:27	4505	358.50
29	000:00:28	4798	381.81
30	000:00:29	5109	406.56
31	000:00:30	5439	432.82
32	000:00:31	5787	460.51
33	000:00:32	6111	486.30
34	000:00:33	6494	516.78
35	000:00:34	6891	548.37
36	000:00:35	7302	581.07
37	000:00:36	7733	615.37
38	000:00:37	8176	650.63
39	000:00:38	8592	683.73
40	000:00:39	9066	721.45

HM Data Download - Concrete Test Results

READ #	TIME	LOAD	STRESS (PSI)
41	000:00:40	9555	760.36
42	000:00:41	10056	800.23
43	000:00:42	10575	841.53
44	000:00:43	11111	884.19
45	000:00:44	11598	922.94
46	000:00:45	12156	967.34
47	000:00:46	12721	1,012.30
48	000:00:47	13300	1,058.38
49	000:00:48	13889	1,105.25
50	000:00:49	14495	1,153.48
51	000:00:50	15048	1,197.48
52	000:00:51	15672	1,247.14
53	000:00:52	16308	1,297.75
54	000:00:53	16947	1,348.60
55	000:00:54	17528	1,394.83
56	000:00:55	18186	1,447.20
57	000:00:56	18847	1,499.80
58	000:00:57	19517	1,553.11
59	000:00:58	20124	1,601.42
60	000:00:59	20799	1,655.13
61	000:01:00	21475	1,708.93
62	000:01:01	22159	1,763.36
63	000:01:02	22848	1,818.19
64	000:01:03	23537	1,873.01
65	000:01:04	24230	1,928.16
66	000:01:05	24859	1,978.22
67	000:01:06	25520	2,030.82
68	000:01:07	26050	2,072.99
69	000:01:08	26513	2,109.84
70	000:01:09	26909	2,141.35
71	000:01:10	27239	2,167.61
72	000:01:11	27510	2,189.18
73	000:01:12	27806	2,212.73
74	000:01:13	28105	2,236.52
75	000:01:14	28412	2,260.96
76	000:01:15	28715	2,285.07
77	000:01:16	28986	2,306.63
78	000:01:17	29289	2,330.74

HM Data Download - Concrete Test Results

READ #	TIME	LOAD	STRESS (PSI)
79	000:01:18	29625	2,357.48
80	000:01:19	30061	2,392.18
81	000:01:20	30531	2,429.58
82	000:01:21	31011	2,467.78
83	000:01:22	31456	2,503.19
84	000:01:23	31950	2,542.50
85	000:01:24	32443	2,581.73
86	000:01:25	32932	2,620.65
87	000:01:26	33425	2,659.88
88	000:01:27	33913	2,698.71
89	000:01:28	34352	2,733.65
90	000:01:29	34839	2,772.40
91	000:01:30	35324	2,810.99
92	000:01:31	35812	2,849.83
93	000:01:32	36294	2,888.18
94	000:01:33	36777	2,926.62
95	000:01:34	37259	2,964.98
96	000:01:35	37692	2,999.43
97	000:01:36	38172	3,037.63
98	000:01:37	38653	3,075.91
99	000:01:38	39130	3,113.87
100	000:01:39	39604	3,151.59
101	000:01:40	40080	3,189.47
102	000:01:41	40508	3,223.52
103	000:01:42	40981	3,261.16
104	000:01:43	41447	3,298.25
105	000:01:44	41921	3,335.97
106	000:01:45	42389	3,373.21
107	000:01:46	42851	3,409.97
108	000:01:47	43313	3,446.74
109	000:01:48	43732	3,480.08
110	000:01:49	44195	3,516.93
111	000:01:50	44660	3,553.93
112	000:01:51	45121	3,590.61
113	000:01:52	45533	3,623.40
114	000:01:53	45990	3,659.77
115	000:01:54	46440	3,695.58
116	000:01:55	46893	3,731.63

HM Data Download - Concrete Test Results

READ #	TIME	LOAD	STRESS (PSI)
117	000:01:56	47298	3,763.86
118	000:01:57	47743	3,799.27
119	000:01:58	48187	3,834.60
120	000:01:59	48622	3,869.22
121	000:02:00	49054	3,903.59
122	000:02:01	49442	3,934.47
123	000:02:02	49870	3,968.53
124	000:02:03	50290	4,001.95
125	000:02:04	50709	4,035.29
126	000:02:05	51122	4,068.16
127	000:02:06	51536	4,101.10
128	000:02:07	51907	4,130.63
129	000:02:08	52309	4,162.62
130	000:02:09	52713	4,194.77
131	000:02:10	53108	4,226.20
132	000:02:11	53503	4,257.63
133	000:02:12	53893	4,288.67
134	000:02:13	54278	4,319.31
135	000:02:14	54630	4,347.32
136	000:02:15	55007	4,377.32
137	000:02:16	55380	4,407.00
138	000:02:17	55749	4,436.36
139	000:02:18	56073	4,462.15
140	000:02:19	56429	4,490.48
141	000:02:20	56780	4,518.41
142	000:02:21	57124	4,545.78
143	000:02:22	57463	4,572.76
144	000:02:23	57797	4,599.34
145	000:02:24	58121	4,625.12
146	000:02:25	58412	4,648.28
147	000:02:26	58724	4,673.11
148	000:02:27	59036	4,697.94
149	000:02:28	59331	4,721.41
150	000:02:29	59618	4,744.25
151	000:02:30	59891	4,765.97
152	000:02:31	60132	4,785.15
153	000:02:32	60392	4,805.84
154	000:02:33	60622	4,824.15

HM Data Download - Concrete Test Results

READ #	TIME	LOAD	STRESS (PSI)
155	000:02:34	60804	4,838.63
156	000:02:35	57901	4,607.62
157	000:02:36	46915	3,733.38
158	000:02:37	43663	3,474.59
159	000:02:38	42681	3,396.45
160	000:02:39	42206	3,358.65
161	000:02:40	41892	3,333.66
162	000:02:41	41649	3,314.32
163	000:02:42	41438	3,297.53
164	000:02:43	41241	3,281.85
165	000:02:44	41064	3,267.77
166	000:02:45	40872	3,252.49
167	000:02:46	40688	3,237.85
168	000:02:47	40485	3,221.69
169	000:02:48	40258	3,203.63
170	000:02:49	40004	3,183.42
171	000:02:50	39747	3,162.97
172	000:02:51	39453	3,139.57
173	000:02:52	39166	3,116.73
174	000:02:53	38861	3,092.46
175	000:02:54	38553	3,067.95
176	000:02:55	38192	3,039.22
177	000:02:56	37805	3,008.43
178	000:02:57	37410	2,976.99
179	000:02:58	37026	2,946.44
180	000:02:59	36519	2,906.09
181	000:03:00	35919	2,858.34
182	000:03:01	35198	2,800.97
183	000:03:02	34062	2,710.57
184	000:03:03	31248	2,486.64
185	000:03:03	14715	1,170.98

Concrete Test

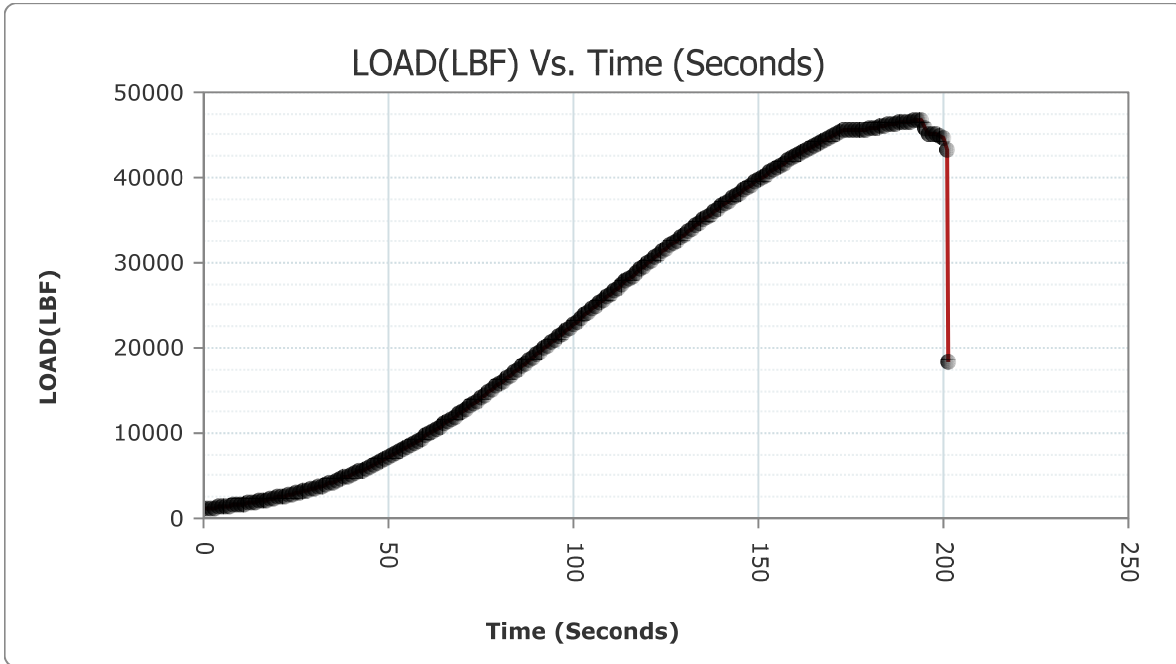
Sample Identification: G38_1

Machine ID: 6a127

Test Type: ASTM C39

3/10/2020

TYPE	PEAK VALUES	UNITS
LOAD	46698	LBF
Diameter	4.00	IN
Length	8.00	IN
Cross-Sectional Area	12.57	IN ²
Sample Age	0.0	day(s)
Corrected Stress	3716.09	PSI
Average Pace Rate	20.58	PSI/SEC
Fracture Type	Type 2	
Correction Factor	1.000	
Temperature @ START	76.0	°F
Temperature @ FINISH	75.8	°F



READ #	TIME	LOAD	STRESS (PSI)
1	000:00:00	1073	85.39
2	000:00:01	1202	95.65

HM Data Download - Concrete Test Results

READ #	TIME	LOAD	STRESS (PSI)
3	000:00:02	1228	97.72
4	000:00:03	1268	100.90
5	000:00:04	1314	104.56
6	000:00:05	1362	108.38
7	000:00:06	1420	113.00
8	000:00:07	1467	116.74
9	000:00:08	1525	121.36
10	000:00:09	1586	126.21
11	000:00:10	1650	131.30
12	000:00:11	1721	136.95
13	000:00:12	1790	142.44
14	000:00:13	1864	148.33
15	000:00:14	1935	153.98
16	000:00:15	2013	160.19
17	000:00:16	2095	166.71
18	000:00:17	2183	173.72
19	000:00:18	2271	180.72
20	000:00:19	2364	188.12
21	000:00:20	2450	194.96
22	000:00:21	2549	202.84
23	000:00:22	2627	209.05
24	000:00:23	2731	217.33
25	000:00:24	2841	226.08
26	000:00:25	2953	234.99
27	000:00:26	3057	243.27
28	000:00:27	3176	252.74
29	000:00:28	3300	262.61
30	000:00:29	3427	272.71
31	000:00:30	3563	283.53
32	000:00:31	3687	293.40
33	000:00:32	3828	304.62
34	000:00:33	3979	316.64
35	000:00:34	4132	328.81
36	000:00:35	4271	339.88
37	000:00:36	4434	352.85
38	000:00:37	4601	366.14
39	000:00:38	4774	379.90
40	000:00:39	4933	392.56

HM Data Download - Concrete Test Results

READ #	TIME	LOAD	STRESS (PSI)
41	000:00:40	5114	406.96
42	000:00:41	5300	421.76
43	000:00:42	5488	436.72
44	000:00:43	5685	452.40
45	000:00:44	5885	468.31
46	000:00:45	6092	484.79
47	000:00:46	6279	499.67
48	000:00:47	6493	516.70
49	000:00:48	6718	534.60
50	000:00:49	6943	552.51
51	000:00:50	7173	570.81
52	000:00:51	7410	589.67
53	000:00:52	7623	606.62
54	000:00:53	7870	626.27
55	000:00:54	8125	646.57
56	000:00:55	8353	664.71
57	000:00:56	8607	684.92
58	000:00:57	8868	705.69
59	000:00:58	9131	726.62
60	000:00:59	9401	748.11
61	000:01:00	9678	770.15
62	000:01:01	9954	792.11
63	000:01:02	10206	812.17
64	000:01:03	10495	835.17
65	000:01:04	10783	858.08
66	000:01:05	11078	881.56
67	000:01:06	11373	905.03
68	000:01:07	11675	929.07
69	000:01:08	11949	950.87
70	000:01:09	12255	975.22
71	000:01:10	12567	1,000.05
72	000:01:11	12883	1,025.20
73	000:01:12	13200	1,050.42
74	000:01:13	13521	1,075.97
75	000:01:14	13812	1,099.12
76	000:01:15	14135	1,124.83
77	000:01:16	14465	1,151.09
78	000:01:17	14795	1,177.35

HM Data Download - Concrete Test Results

READ #	TIME	LOAD	STRESS (PSI)
79	000:01:18	15132	1,204.17
80	000:01:19	15467	1,230.82
81	000:01:20	15806	1,257.80
82	000:01:21	16114	1,282.31
83	000:01:22	16456	1,309.53
84	000:01:23	16802	1,337.06
85	000:01:24	17150	1,364.75
86	000:01:25	17497	1,392.37
87	000:01:26	17846	1,420.14
88	000:01:27	18164	1,445.45
89	000:01:28	18517	1,473.54
90	000:01:29	18877	1,502.18
91	000:01:30	19232	1,530.43
92	000:01:31	19594	1,559.24
93	000:01:32	19920	1,585.18
94	000:01:33	20282	1,613.99
95	000:01:34	20645	1,642.88
96	000:01:35	21009	1,671.84
97	000:01:36	21337	1,697.94
98	000:01:37	21705	1,727.23
99	000:01:38	22070	1,756.27
100	000:01:39	22435	1,785.32
101	000:01:40	22763	1,811.42
102	000:01:41	23128	1,840.47
103	000:01:42	23488	1,869.12
104	000:01:43	23856	1,898.40
105	000:01:44	24221	1,927.45
106	000:01:45	24580	1,956.01
107	000:01:46	24946	1,985.14
108	000:01:47	25271	2,011.00
109	000:01:48	25639	2,040.29
110	000:01:49	26002	2,069.17
111	000:01:50	26368	2,098.30
112	000:01:51	26729	2,127.03
113	000:01:52	27056	2,153.05
114	000:01:53	27419	2,181.93
115	000:01:54	27794	2,211.78
116	000:01:55	28155	2,240.50

HM Data Download - Concrete Test Results

READ #	TIME	LOAD	STRESS (PSI)
117	000:01:56	28479	2,266.29
118	000:01:57	28838	2,294.86
119	000:01:58	29196	2,323.34
120	000:01:59	29553	2,351.75
121	000:02:00	29908	2,380.00
122	000:02:01	30265	2,408.41
123	000:02:02	30583	2,433.72
124	000:02:03	30938	2,461.97
125	000:02:04	31289	2,489.90
126	000:02:05	31640	2,517.83
127	000:02:06	31991	2,545.76
128	000:02:07	32341	2,573.61
129	000:02:08	32652	2,598.36
130	000:02:09	33000	2,626.06
131	000:02:10	33342	2,653.27
132	000:02:11	33687	2,680.73
133	000:02:12	34029	2,707.94
134	000:02:13	34367	2,734.84
135	000:02:14	34703	2,761.58
136	000:02:15	35006	2,785.69
137	000:02:16	35340	2,812.27
138	000:02:17	35671	2,838.61
139	000:02:18	36002	2,864.95
140	000:02:19	36329	2,890.97
141	000:02:20	36658	2,917.15
142	000:02:21	36948	2,940.23
143	000:02:22	37269	2,965.77
144	000:02:23	37587	2,991.08
145	000:02:24	37908	3,016.62
146	000:02:25	38218	3,041.29
147	000:02:26	38531	3,066.20
148	000:02:27	38809	3,088.32
149	000:02:28	39118	3,112.91
150	000:02:29	39421	3,137.02
151	000:02:30	39725	3,161.22
152	000:02:31	40026	3,185.17
153	000:02:32	40295	3,206.57
154	000:02:33	40591	3,230.13

HM Data Download - Concrete Test Results

READ #	TIME	LOAD	STRESS (PSI)
155	000:02:34	40882	3,253.29
156	000:02:35	41175	3,276.60
157	000:02:36	41430	3,296.89
158	000:02:37	41715	3,319.57
159	000:02:38	41994	3,341.78
160	000:02:39	42267	3,363.50
161	000:02:40	42535	3,384.83
162	000:02:41	42777	3,404.09
163	000:02:42	43039	3,424.93
164	000:02:43	43300	3,445.70
165	000:02:44	43554	3,465.92
166	000:02:45	43806	3,485.97
167	000:02:46	44055	3,505.79
168	000:02:47	44273	3,523.13
169	000:02:48	44512	3,542.15
170	000:02:49	44743	3,560.53
171	000:02:50	44965	3,578.20
172	000:02:51	45175	3,594.91
173	000:02:52	45369	3,610.35
174	000:02:53	45528	3,623.00
175	000:02:54	45598	3,628.57
176	000:02:55	45559	3,625.47
177	000:02:56	45537	3,623.72
178	000:02:57	45560	3,625.55
179	000:02:58	45609	3,629.45
180	000:02:59	45676	3,634.78
181	000:03:00	45757	3,641.23
182	000:03:01	45845	3,648.23
183	000:03:02	45927	3,654.75
184	000:03:03	46009	3,661.28
185	000:03:04	46094	3,668.04
186	000:03:05	46174	3,674.41
187	000:03:06	46255	3,680.86
188	000:03:07	46336	3,687.30
189	000:03:08	46418	3,693.83
190	000:03:09	46495	3,699.95
191	000:03:10	46563	3,705.37
192	000:03:11	46616	3,709.58

HM Data Download - Concrete Test Results

READ #	TIME	LOAD	STRESS (PSI)
193	000:03:12	46665	3,713.48
194	000:03:13	46693	3,715.71
195	000:03:14	46691	3,715.55
196	000:03:15	45711	3,637.57
197	000:03:16	45145	3,592.52
198	000:03:17	45081	3,587.43
199	000:03:18	45049	3,584.89
200	000:03:19	44973	3,578.84
201	000:03:20	44745	3,560.69
202	000:03:21	43167	3,435.12
203	000:03:21	18326	1,458.34

Concrete Test

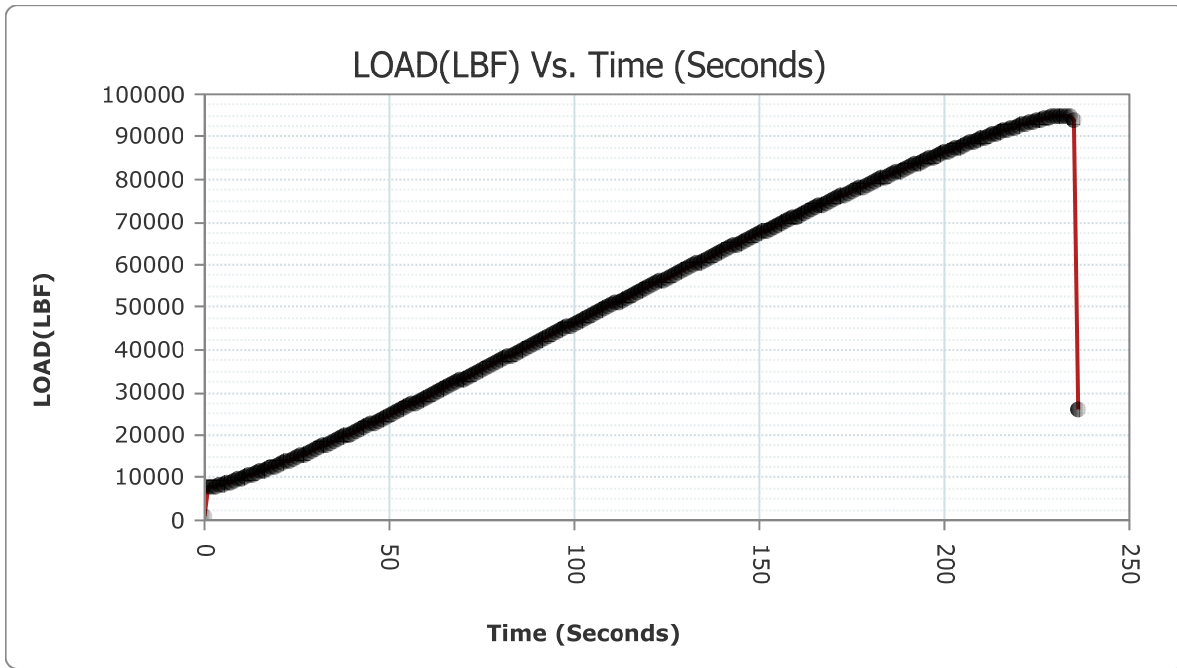
Sample Identification: G28_2

Machine ID: 6a127

Test Type: ASTM C39

3/10/2020

TYPE	PEAK VALUES	UNITS
LOAD	94962	LBF
Diameter	4.00	IN
Length	8.00	IN
Cross-Sectional Area	12.57	IN ²
Sample Age	0.0	day(s)
Corrected Stress	7556.84	PSI
Average Pace Rate	29.52	PSI/SEC
Fracture Type	Type 1	
Correction Factor	1.000	
Temperature @ START	75.8	°F
Temperature @ FINISH	75.8	°F



READ #	TIME	LOAD	STRESS (PSI)
1	000:00:00	1021	81.25
2	000:00:01	7940	631.85

HM Data Download - Concrete Test Results

READ #	TIME	LOAD	STRESS (PSI)
3	000:00:02	7824	622.61
4	000:00:03	8031	639.09
5	000:00:04	8265	657.71
6	000:00:05	8496	676.09
7	000:00:06	8759	697.02
8	000:00:07	9032	718.74
9	000:00:08	9311	740.95
10	000:00:09	9598	763.78
11	000:00:10	9863	784.87
12	000:00:11	10169	809.22
13	000:00:12	10474	833.49
14	000:00:13	10787	858.40
15	000:00:14	11101	883.39
16	000:00:15	11428	909.41
17	000:00:16	11753	935.27
18	000:00:17	12057	959.47
19	000:00:18	12400	986.76
20	000:00:19	12744	1,014.14
21	000:00:20	13090	1,041.67
22	000:00:21	13403	1,066.58
23	000:00:22	13761	1,095.07
24	000:00:23	14121	1,123.71
25	000:00:24	14481	1,152.36
26	000:00:25	14847	1,181.49
27	000:00:26	15214	1,210.69
28	000:00:27	15551	1,237.51
29	000:00:28	15927	1,267.43
30	000:00:29	16306	1,297.59
31	000:00:30	16688	1,327.99
32	000:00:31	17071	1,358.47
33	000:00:32	17463	1,389.66
34	000:00:33	17816	1,417.75
35	000:00:34	18206	1,448.79
36	000:00:35	18601	1,480.22
37	000:00:36	18999	1,511.89
38	000:00:37	19404	1,544.12
39	000:00:38	19805	1,576.03
40	000:00:39	20209	1,608.18

HM Data Download - Concrete Test Results

READ #	TIME	LOAD	STRESS (PSI)
41	000:00:40	20577	1,637.47
42	000:00:41	20986	1,670.01
43	000:00:42	21398	1,702.80
44	000:00:43	21811	1,735.66
45	000:00:44	22224	1,768.53
46	000:00:45	22643	1,801.87
47	000:00:46	23017	1,831.63
48	000:00:47	23438	1,865.14
49	000:00:48	23860	1,898.72
50	000:00:49	24284	1,932.46
51	000:00:50	24706	1,966.04
52	000:00:51	25133	2,000.02
53	000:00:52	25518	2,030.66
54	000:00:53	25944	2,064.56
55	000:00:54	26372	2,098.62
56	000:00:55	26802	2,132.84
57	000:00:56	27233	2,167.13
58	000:00:57	27667	2,201.67
59	000:00:58	28058	2,232.78
60	000:00:59	28495	2,267.56
61	000:01:00	28936	2,302.65
62	000:01:01	29372	2,337.35
63	000:01:02	29769	2,368.94
64	000:01:03	30207	2,403.80
65	000:01:04	30648	2,438.89
66	000:01:05	31087	2,473.82
67	000:01:06	31484	2,505.42
68	000:01:07	31920	2,540.11
69	000:01:08	32358	2,574.97
70	000:01:09	32795	2,609.74
71	000:01:10	33235	2,644.76
72	000:01:11	33674	2,679.69
73	000:01:12	34072	2,711.36
74	000:01:13	34509	2,746.14
75	000:01:14	34948	2,781.07
76	000:01:15	35384	2,815.77
77	000:01:16	35829	2,851.18
78	000:01:17	36269	2,886.20

HM Data Download - Concrete Test Results

READ #	TIME	LOAD	STRESS (PSI)
79	000:01:18	36675	2,918.50
80	000:01:19	37118	2,953.76
81	000:01:20	37559	2,988.85
82	000:01:21	37999	3,023.86
83	000:01:22	38395	3,055.38
84	000:01:23	38834	3,090.31
85	000:01:24	39277	3,125.56
86	000:01:25	39714	3,160.34
87	000:01:26	40157	3,195.59
88	000:01:27	40597	3,230.61
89	000:01:28	41035	3,265.46
90	000:01:29	41433	3,297.13
91	000:01:30	41872	3,332.07
92	000:01:31	42315	3,367.32
93	000:01:32	42752	3,402.10
94	000:01:33	43194	3,437.27
95	000:01:34	43633	3,472.20
96	000:01:35	44029	3,503.72
97	000:01:36	44467	3,538.57
98	000:01:37	44910	3,573.82
99	000:01:38	45350	3,608.84
100	000:01:39	45788	3,643.69
101	000:01:40	46230	3,678.87
102	000:01:41	46623	3,710.14
103	000:01:42	47063	3,745.15
104	000:01:43	47499	3,779.85
105	000:01:44	47941	3,815.02
106	000:01:45	48378	3,849.80
107	000:01:46	48816	3,884.65
108	000:01:47	49208	3,915.85
109	000:01:48	49645	3,950.62
110	000:01:49	50081	3,985.32
111	000:01:50	50521	4,020.33
112	000:01:51	50958	4,055.11
113	000:01:52	51390	4,089.49
114	000:01:53	51784	4,120.84
115	000:01:54	52218	4,155.38
116	000:01:55	52653	4,189.99

HM Data Download - Concrete Test Results

READ #	TIME	LOAD	STRESS (PSI)
117	000:01:56	53086	4,224.45
118	000:01:57	53523	4,259.23
119	000:01:58	53919	4,290.74
120	000:01:59	54354	4,325.35
121	000:02:00	54791	4,360.13
122	000:02:01	55227	4,394.83
123	000:02:02	55617	4,425.86
124	000:02:03	56052	4,460.48
125	000:02:04	56488	4,495.17
126	000:02:05	56920	4,529.55
127	000:02:06	57354	4,564.09
128	000:02:07	57740	4,594.80
129	000:02:08	58168	4,628.86
130	000:02:09	58596	4,662.92
131	000:02:10	59029	4,697.38
132	000:02:11	59455	4,731.28
133	000:02:12	59879	4,765.02
134	000:02:13	60263	4,795.58
135	000:02:14	60688	4,829.40
136	000:02:15	61113	4,863.22
137	000:02:16	61538	4,897.04
138	000:02:17	61963	4,930.86
139	000:02:18	62351	4,961.73
140	000:02:19	62774	4,995.40
141	000:02:20	63197	5,029.06
142	000:02:21	63619	5,062.64
143	000:02:22	64039	5,096.06
144	000:02:23	64459	5,129.48
145	000:02:24	64837	5,159.56
146	000:02:25	65252	5,192.59
147	000:02:26	65674	5,226.17
148	000:02:27	66088	5,259.12
149	000:02:28	66505	5,292.30
150	000:02:29	66922	5,325.48
151	000:02:30	67293	5,355.01
152	000:02:31	67709	5,388.11
153	000:02:32	68121	5,420.90
154	000:02:33	68532	5,453.60

HM Data Download - Concrete Test Results

READ #	TIME	LOAD	STRESS (PSI)
155	000:02:34	68941	5,486.15
156	000:02:35	69354	5,519.02
157	000:02:36	69763	5,551.56
158	000:02:37	70130	5,580.77
159	000:02:38	70539	5,613.32
160	000:02:39	70946	5,645.70
161	000:02:40	71351	5,677.93
162	000:02:41	71755	5,710.08
163	000:02:42	72159	5,742.23
164	000:02:43	72522	5,771.12
165	000:02:44	72924	5,803.11
166	000:02:45	73325	5,835.02
167	000:02:46	73724	5,866.77
168	000:02:47	74121	5,898.36
169	000:02:48	74520	5,930.11
170	000:02:49	74880	5,958.76
171	000:02:50	75274	5,990.11
172	000:02:51	75664	6,021.15
173	000:02:52	76059	6,052.58
174	000:02:53	76450	6,083.70
175	000:02:54	76843	6,114.97
176	000:02:55	77193	6,142.82
177	000:02:56	77579	6,173.54
178	000:02:57	77970	6,204.66
179	000:02:58	78359	6,235.61
180	000:02:59	78745	6,266.33
181	000:03:00	79095	6,294.18
182	000:03:01	79479	6,324.74
183	000:03:02	79862	6,355.22
184	000:03:03	80244	6,385.61
185	000:03:04	80587	6,412.91
186	000:03:05	80966	6,443.07
187	000:03:06	81341	6,472.91
188	000:03:07	81716	6,502.75
189	000:03:08	82085	6,532.12
190	000:03:09	82416	6,558.46
191	000:03:10	82785	6,587.82
192	000:03:11	83151	6,616.95

HM Data Download - Concrete Test Results

READ #	TIME	LOAD	STRESS (PSI)
193	000:03:12	83515	6,645.91
194	000:03:13	83879	6,674.88
195	000:03:14	84240	6,703.61
196	000:03:15	84562	6,729.23
197	000:03:16	84920	6,757.72
198	000:03:17	85275	6,785.97
199	000:03:18	85633	6,814.46
200	000:03:19	85953	6,839.92
201	000:03:20	86299	6,867.46
202	000:03:21	86646	6,895.07
203	000:03:22	86990	6,922.44
204	000:03:23	87335	6,949.90
205	000:03:24	87673	6,976.80
206	000:03:25	88008	7,003.45
207	000:03:26	88310	7,027.49
208	000:03:27	88639	7,053.67
209	000:03:28	88970	7,080.01
210	000:03:29	89295	7,105.87
211	000:03:30	89615	7,131.33
212	000:03:31	89939	7,157.12
213	000:03:32	90224	7,179.80
214	000:03:33	90540	7,204.94
215	000:03:34	90848	7,229.45
216	000:03:35	91154	7,253.80
217	000:03:36	91456	7,277.84
218	000:03:37	91754	7,301.55
219	000:03:38	92022	7,322.88
220	000:03:39	92311	7,345.88
221	000:03:40	92596	7,368.56
222	000:03:41	92871	7,390.44
223	000:03:42	93146	7,412.32
224	000:03:43	93408	7,433.17
225	000:03:44	93637	7,451.40
226	000:03:45	93879	7,470.65
227	000:03:46	94110	7,489.04
228	000:03:47	94327	7,506.30
229	000:03:48	94524	7,521.98
230	000:03:49	94691	7,535.27

HM Data Download - Concrete Test Results

READ #	TIME	LOAD	STRESS (PSI)
231	000:03:50	94818	7,545.38
232	000:03:51	94920	7,553.49
233	000:03:52	94962	7,556.84
234	000:03:53	94922	7,553.65
235	000:03:54	94731	7,538.45
236	000:03:55	94182	7,494.77
237	000:03:56	25972	2,066.79

Concrete Test

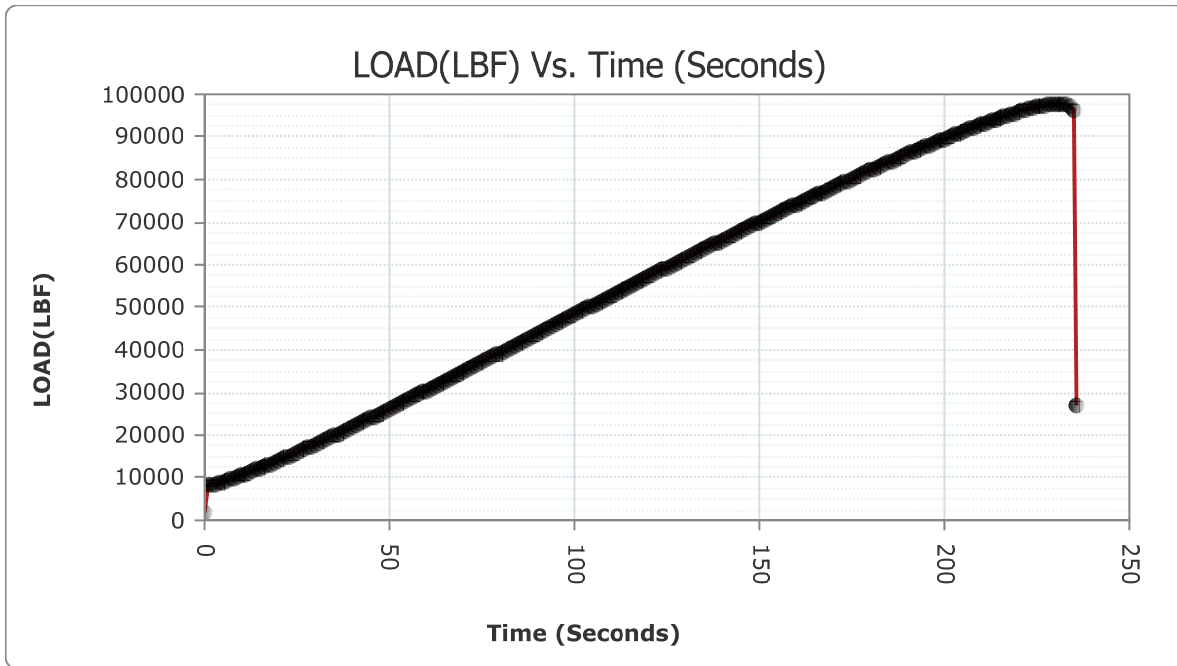
Sample Identification: G28_3

Machine ID: 6a127

Test Type: ASTM C39

3/10/2020

TYPE	PEAK VALUES	UNITS
LOAD	97759	LBF
Diameter	4.00	IN
Length	8.00	IN
Cross-Sectional Area	12.57	IN ²
Sample Age	0.0	day(s)
Corrected Stress	7779.41	PSI
Average Pace Rate	30.26	PSI/SEC
Fracture Type	Type 1	
Correction Factor	1.000	
Temperature @ START	75.8	°F
Temperature @ FINISH	75.7	°F



READ #	TIME	LOAD	STRESS (PSI)
1	000:00:00	1804	143.56
2	000:00:01	8379	666.78

HM Data Download - Concrete Test Results

READ #	TIME	LOAD	STRESS (PSI)
3	000:00:02	8284	659.22
4	000:00:03	8522	678.16
5	000:00:04	8788	699.33
6	000:00:05	9068	721.61
7	000:00:06	9358	744.69
8	000:00:07	9627	766.09
9	000:00:08	9938	790.84
10	000:00:09	10252	815.83
11	000:00:10	10572	841.29
12	000:00:11	10895	867.00
13	000:00:12	11192	890.63
14	000:00:13	11528	917.37
15	000:00:14	11870	944.58
16	000:00:15	12214	971.96
17	000:00:16	12564	999.81
18	000:00:17	12917	1,027.90
19	000:00:18	13240	1,053.61
20	000:00:19	13604	1,082.57
21	000:00:20	13967	1,111.46
22	000:00:21	14339	1,141.06
23	000:00:22	14714	1,170.90
24	000:00:23	15092	1,200.98
25	000:00:24	15475	1,231.46
26	000:00:25	15823	1,259.15
27	000:00:26	16211	1,290.03
28	000:00:27	16605	1,321.38
29	000:00:28	16999	1,352.74
30	000:00:29	17399	1,384.57
31	000:00:30	17802	1,416.64
32	000:00:31	18165	1,445.52
33	000:00:32	18571	1,477.83
34	000:00:33	18981	1,510.46
35	000:00:34	19392	1,543.17
36	000:00:35	19807	1,576.19
37	000:00:36	20221	1,609.14
38	000:00:37	20595	1,638.90
39	000:00:38	21014	1,672.24
40	000:00:39	21435	1,705.74

HM Data Download - Concrete Test Results

READ #	TIME	LOAD	STRESS (PSI)
41	000:00:40	21857	1,739.32
42	000:00:41	22282	1,773.15
43	000:00:42	22709	1,807.12
44	000:00:43	23140	1,841.42
45	000:00:44	23527	1,872.22
46	000:00:45	23958	1,906.52
47	000:00:46	24396	1,941.37
48	000:00:47	24836	1,976.39
49	000:00:48	25231	2,007.82
50	000:00:49	25672	2,042.91
51	000:00:50	26113	2,078.01
52	000:00:51	26552	2,112.94
53	000:00:52	26953	2,144.85
54	000:00:53	27396	2,180.10
55	000:00:54	27836	2,215.12
56	000:00:55	28278	2,250.29
57	000:00:56	28721	2,285.54
58	000:00:57	29119	2,317.22
59	000:00:58	29563	2,352.55
60	000:00:59	30009	2,388.04
61	000:01:00	30456	2,423.61
62	000:01:01	30901	2,459.02
63	000:01:02	31346	2,494.44
64	000:01:03	31794	2,530.09
65	000:01:04	32198	2,562.24
66	000:01:05	32646	2,597.89
67	000:01:06	33093	2,633.46
68	000:01:07	33542	2,669.19
69	000:01:08	33959	2,702.37
70	000:01:09	34407	2,738.02
71	000:01:10	34857	2,773.83
72	000:01:11	35309	2,809.80
73	000:01:12	35763	2,845.93
74	000:01:13	36213	2,881.74
75	000:01:14	36619	2,914.05
76	000:01:15	37070	2,949.94
77	000:01:16	37523	2,985.99
78	000:01:17	37974	3,021.88

HM Data Download - Concrete Test Results

READ #	TIME	LOAD	STRESS (PSI)
79	000:01:18	38425	3,057.76
80	000:01:19	38876	3,093.65
81	000:01:20	39284	3,126.12
82	000:01:21	39739	3,162.33
83	000:01:22	40191	3,198.30
84	000:01:23	40644	3,234.35
85	000:01:24	41097	3,270.40
86	000:01:25	41548	3,306.28
87	000:01:26	42003	3,342.49
88	000:01:27	42410	3,374.88
89	000:01:28	42867	3,411.25
90	000:01:29	43318	3,447.14
91	000:01:30	43769	3,483.03
92	000:01:31	44223	3,519.15
93	000:01:32	44679	3,555.44
94	000:01:33	45085	3,587.75
95	000:01:34	45537	3,623.72
96	000:01:35	45988	3,659.61
97	000:01:36	46444	3,695.90
98	000:01:37	46897	3,731.94
99	000:01:38	47348	3,767.83
100	000:01:39	47759	3,800.54
101	000:01:40	48211	3,836.51
102	000:01:41	48661	3,872.32
103	000:01:42	49115	3,908.45
104	000:01:43	49562	3,944.02
105	000:01:44	50021	3,980.54
106	000:01:45	50433	4,013.33
107	000:01:46	50885	4,049.30
108	000:01:47	51339	4,085.43
109	000:01:48	51794	4,121.64
110	000:01:49	52202	4,154.10
111	000:01:50	52659	4,190.47
112	000:01:51	53113	4,226.60
113	000:01:52	53564	4,262.49
114	000:01:53	53974	4,295.11
115	000:01:54	54421	4,330.69
116	000:01:55	54875	4,366.81

HM Data Download - Concrete Test Results

READ #	TIME	LOAD	STRESS (PSI)
117	000:01:56	55322	4,402.38
118	000:01:57	55767	4,437.80
119	000:01:58	56214	4,473.37
120	000:01:59	56619	4,505.60
121	000:02:00	57068	4,541.33
122	000:02:01	57511	4,576.58
123	000:02:02	57956	4,611.99
124	000:02:03	58402	4,647.48
125	000:02:04	58847	4,682.90
126	000:02:05	59249	4,714.89
127	000:02:06	59691	4,750.06
128	000:02:07	60133	4,785.23
129	000:02:08	60588	4,821.44
130	000:02:09	60985	4,853.03
131	000:02:10	61428	4,888.29
132	000:02:11	61870	4,923.46
133	000:02:12	62312	4,958.63
134	000:02:13	62749	4,993.41
135	000:02:14	63186	5,028.18
136	000:02:15	63622	5,062.88
137	000:02:16	64017	5,094.31
138	000:02:17	64455	5,129.17
139	000:02:18	64887	5,163.54
140	000:02:19	65325	5,198.40
141	000:02:20	65759	5,232.94
142	000:02:21	66191	5,267.31
143	000:02:22	66582	5,298.43
144	000:02:23	67012	5,332.65
145	000:02:24	67446	5,367.18
146	000:02:25	67876	5,401.40
147	000:02:26	68305	5,435.54
148	000:02:27	68734	5,469.68
149	000:02:28	69119	5,500.32
150	000:02:29	69548	5,534.45
151	000:02:30	69975	5,568.43
152	000:02:31	70400	5,602.25
153	000:02:32	70823	5,635.92
154	000:02:33	71250	5,669.90

HM Data Download - Concrete Test Results

READ #	TIME	LOAD	STRESS (PSI)
155	000:02:34	71670	5,703.32
156	000:02:35	72052	5,733.72
157	000:02:36	72473	5,767.22
158	000:02:37	72893	5,800.64
159	000:02:38	73311	5,833.90
160	000:02:39	73734	5,867.57
161	000:02:40	74151	5,900.75
162	000:02:41	74525	5,930.51
163	000:02:42	74939	5,963.46
164	000:02:43	75352	5,996.32
165	000:02:44	75768	6,029.43
166	000:02:45	76185	6,062.61
167	000:02:46	76557	6,092.21
168	000:02:47	76970	6,125.08
169	000:02:48	77384	6,158.02
170	000:02:49	77796	6,190.81
171	000:02:50	78165	6,220.17
172	000:02:51	78576	6,252.88
173	000:02:52	78981	6,285.11
174	000:02:53	79390	6,317.66
175	000:02:54	79752	6,346.46
176	000:02:55	80156	6,378.61
177	000:02:56	80563	6,411.00
178	000:02:57	80960	6,442.59
179	000:02:58	81325	6,471.64
180	000:02:59	81722	6,503.23
181	000:03:00	82121	6,534.98
182	000:03:01	82515	6,566.33
183	000:03:02	82871	6,594.66
184	000:03:03	83264	6,625.94
185	000:03:04	83655	6,657.05
186	000:03:05	84045	6,688.09
187	000:03:06	84397	6,716.10
188	000:03:07	84781	6,746.66
189	000:03:08	85171	6,777.69
190	000:03:09	85522	6,805.62
191	000:03:10	85902	6,835.86
192	000:03:11	86284	6,866.26

HM Data Download - Concrete Test Results

READ #	TIME	LOAD	STRESS (PSI)
193	000:03:12	86657	6,895.94
194	000:03:13	86998	6,923.08
195	000:03:14	87371	6,952.76
196	000:03:15	87742	6,982.29
197	000:03:16	88111	7,011.65
198	000:03:17	88440	7,037.83
199	000:03:18	88807	7,067.04
200	000:03:19	89166	7,095.60
201	000:03:20	89526	7,124.25
202	000:03:21	89884	7,152.74
203	000:03:22	90201	7,177.97
204	000:03:23	90555	7,206.14
205	000:03:24	90902	7,233.75
206	000:03:25	91248	7,261.29
207	000:03:26	91554	7,285.64
208	000:03:27	91897	7,312.93
209	000:03:28	92232	7,339.59
210	000:03:29	92567	7,366.25
211	000:03:30	92863	7,389.80
212	000:03:31	93188	7,415.67
213	000:03:32	93508	7,441.13
214	000:03:33	93827	7,466.52
215	000:03:34	94106	7,488.72
216	000:03:35	94415	7,513.31
217	000:03:36	94719	7,537.50
218	000:03:37	95016	7,561.13
219	000:03:38	95278	7,581.98
220	000:03:39	95561	7,604.50
221	000:03:40	95835	7,626.31
222	000:03:41	96098	7,647.24
223	000:03:42	96325	7,665.30
224	000:03:43	96564	7,684.32
225	000:03:44	96791	7,702.38
226	000:03:45	97004	7,719.33
227	000:03:46	97181	7,733.42
228	000:03:47	97358	7,747.50
229	000:03:48	97516	7,760.08
230	000:03:49	97641	7,770.02

HM Data Download - Concrete Test Results

READ #	TIME	LOAD	STRESS (PSI)
231	000:03:50	97722	7,776.47
232	000:03:51	97758	7,779.33
233	000:03:52	97720	7,776.31
234	000:03:53	97566	7,764.06
235	000:03:54	97237	7,737.87
236	000:03:55	96226	7,657.42
237	000:03:55	27036	2,151.46

Mix Pea Gravel - Green

Target Temp: 90 °F

Date Cast:	5/15/2020	Temp During Casting (°F):	88
Time of Casting:	9:40:00 AM	Air Content (%):	8.0

Test Date:					Compressive Strength (psi)	AVE Compressive Strength (psi)
Date:	Time interval	Target Time	Actual Test Time	Time Elapsed (hr)		
5/15/2020	1.5 HR	11:10:00 AM	11:02:00 AM	1.37	1801	
5/15/2020	1.5 HR	11:10:00 AM	11:05:00 AM	1.42	1782	1851
5/15/2020	1.5 HR	11:10:00 AM	11:08:00 AM	1.47	1969	
5/15/2020	2 HR	11:40:00 AM	11:33:00 AM	1.88	2954	
5/15/2020	2 HR	11:40:00 AM	11:36:00 AM	1.93	2650	2265
5/15/2020	2 HR	11:40:00 AM	11:38:00 AM	1.97	1192	
5/15/2020	2.5 HR	12:10:00 PM	12:03:00 PM	2.38	1825	
5/15/2020	2.5 HR	12:10:00 PM	12:05:00 PM	2.42	1041*	2143
5/15/2020	2.5 HR	12:10:00 PM	12:08:00 PM	2.47	2460	
5/15/2020	3 HR	12:40:00 PM	12:46:00 PM	3.10	3143	
5/15/2020	3 HR	12:40:00 PM	12:49:00 PM	3.15	3261	3027
5/15/2020	3 HR	12:40:00 PM	12:52:00 PM	3.20	2677	
5/15/2020	3.5 HR	1:10:00 PM	1:40:00 PM	4.00	5108	
5/15/2020	3.5 HR	1:10:00 PM	1:43:00 PM	4.05	4309	4323
5/15/2020	3.5 HR	1:10:00 PM	1:45:00 PM	4.08	3551	
5/15/2020	4 HR	1:40:00 PM	2:33:00 PM	4.88	3625	
5/15/2020	4 HR	1:40:00 PM	2:36:00 PM	4.93	4796	3892
5/15/2020	4 HR	1:40:00 PM	2:39:00 PM	4.98	3255	
5/15/2020	6 HR	3:40:00 PM	3:45:00 PM	6.08	3185	
5/15/2020	6 HR	3:40:00 PM	3:49:00 PM	6.15	2921	3187
5/15/2020	6 HR	3:40:00 PM	3:53:00 PM	6.22	3455	
5/16/2020	24 HR	9:40:00 AM	9:33:00 AM	23.88	5074	
5/16/2020	24 HR	9:40:00 AM	9:36:00 AM	23.93	4195	4695
5/16/2020	24 HR	9:40:00 AM	9:39:00 AM	23.98	4816	
5/18/2020	3 DAY	9:40:00 AM	9:51:00 AM	72.18	4618	
5/18/2020	3 DAY	9:40:00 AM	9:56:00 AM	72.27	3047	3956
5/18/2020	3 DAY	9:40:00 AM	9:59:00 AM	72.32	4203	
6/12/2020	28 DAY	9:40:00 AM	9:35:00 AM	671.92	3510	
6/12/2020	28 DAY	9:40:00 AM	9:38:00 AM	671.97	5253	4727
6/12/2020	28 DAY	9:40:00 AM	9:42:00 AM	672.03	5418	

Concrete Test

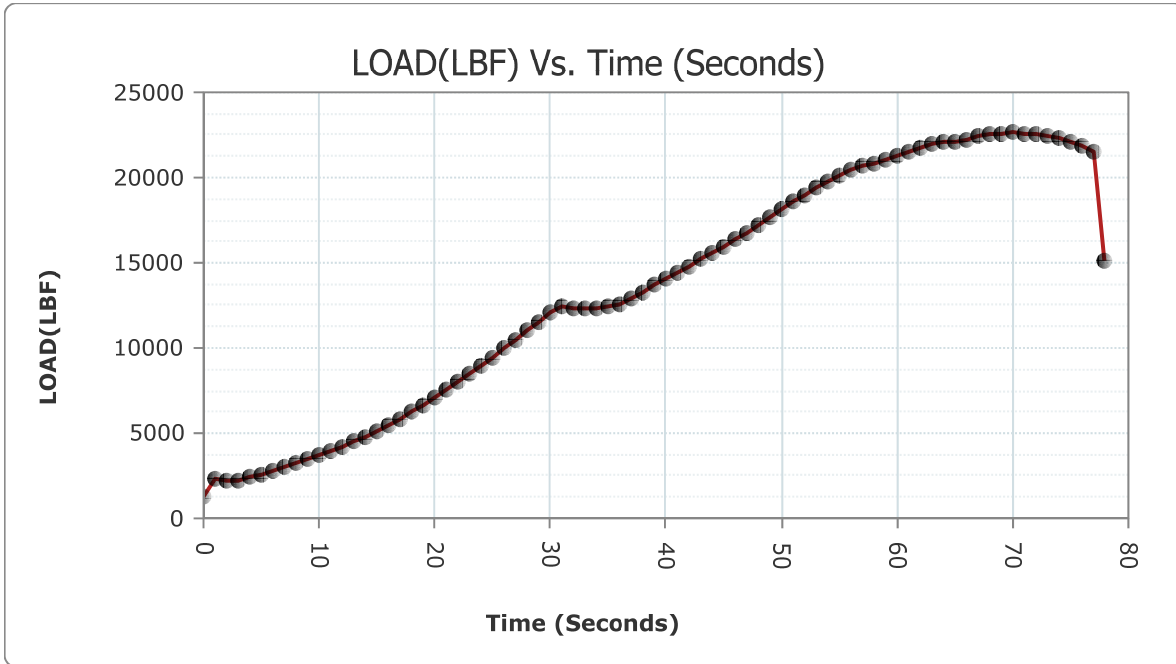
Sample Identification: G15_1

Machine ID: 6a127

Test Type: ASTM C39

5/15/2020

TYPE	PEAK VALUES	UNITS
LOAD	22632	LBF
Diameter	4.00	IN
Length	8.00	IN
Cross-Sectional Area	12.57	IN ²
Sample Age	0.0	day(s)
Corrected Stress	1801.01	PSI
Average Pace Rate	282.07	LBF
Fracture Type	Type 1	
Correction Factor	1.000	
Temperature @ START	81.0	°F
Temperature @ FINISH	81.0	°F



READ #	TIME	LOAD	STRESS (PSI)
1	000:00:00	1324	105.36
2	000:00:01	2319	184.54

HM Data Download - Concrete Test Results

READ #	TIME	LOAD	STRESS (PSI)
3	000:00:02	2222	176.82
4	000:00:03	2261	179.92
5	000:00:04	2410	191.78
6	000:00:05	2572	204.67
7	000:00:06	2779	221.15
8	000:00:07	2993	238.18
9	000:00:08	3220	256.24
10	000:00:09	3431	273.03
11	000:00:10	3679	292.77
12	000:00:11	3945	313.93
13	000:00:12	4229	336.53
14	000:00:13	4500	358.10
15	000:00:14	4823	383.80
16	000:00:15	5161	410.70
17	000:00:16	5519	439.19
18	000:00:17	5859	466.24
19	000:00:18	6256	497.84
20	000:00:19	6670	530.78
21	000:00:20	7108	565.64
22	000:00:21	7512	597.79
23	000:00:22	7980	635.03
24	000:00:23	8463	673.46
25	000:00:24	8961	713.09
26	000:00:25	9424	749.94
27	000:00:26	9947	791.56
28	000:00:27	10487	834.53
29	000:00:28	11044	878.85
30	000:00:29	11550	919.12
31	000:00:30	12124	964.80
32	000:00:31	12428	988.99
33	000:00:32	12354	983.10
34	000:00:33	12307	979.36
35	000:00:34	12306	979.28
36	000:00:35	12391	986.04
37	000:00:36	12573	1,000.53
38	000:00:37	12892	1,025.91
39	000:00:38	13276	1,056.47
40	000:00:39	13664	1,087.35

HM Data Download - Concrete Test Results

READ #	TIME	LOAD	STRESS (PSI)
41	000:00:40	14060	1,118.86
42	000:00:41	14418	1,147.35
43	000:00:42	14813	1,178.78
44	000:00:43	15208	1,210.21
45	000:00:44	15611	1,242.28
46	000:00:45	15981	1,271.73
47	000:00:46	16382	1,303.64
48	000:00:47	16797	1,336.66
49	000:00:48	17229	1,371.04
50	000:00:49	17627	1,402.71
51	000:00:50	18096	1,440.03
52	000:00:51	18559	1,476.88
53	000:00:52	18994	1,511.49
54	000:00:53	19365	1,541.02
55	000:00:54	19762	1,572.61
56	000:00:55	20123	1,601.34
57	000:00:56	20434	1,626.09
58	000:00:57	20659	1,643.99
59	000:00:58	20800	1,655.21
60	000:00:59	20993	1,670.57
61	000:01:00	21253	1,691.26
62	000:01:01	21500	1,710.92
63	000:01:02	21753	1,731.05
64	000:01:03	21959	1,747.44
65	000:01:04	22064	1,755.80
66	000:01:05	22148	1,762.48
67	000:01:06	22259	1,771.31
68	000:01:07	22399	1,782.46
69	000:01:08	22520	1,792.08
70	000:01:09	22609	1,799.17
71	000:01:10	22622	1,800.20
72	000:01:11	22568	1,795.90
73	000:01:12	22500	1,790.49
74	000:01:13	22397	1,782.30
75	000:01:14	22296	1,774.26
76	000:01:15	22137	1,761.61
77	000:01:16	21898	1,742.59
78	000:01:17	21548	1,714.74

HM Data Download - Concrete Test Results

READ #	TIME	LOAD	STRESS (PSI)
79	000:01:17	15085	1,200.43

Concrete Test

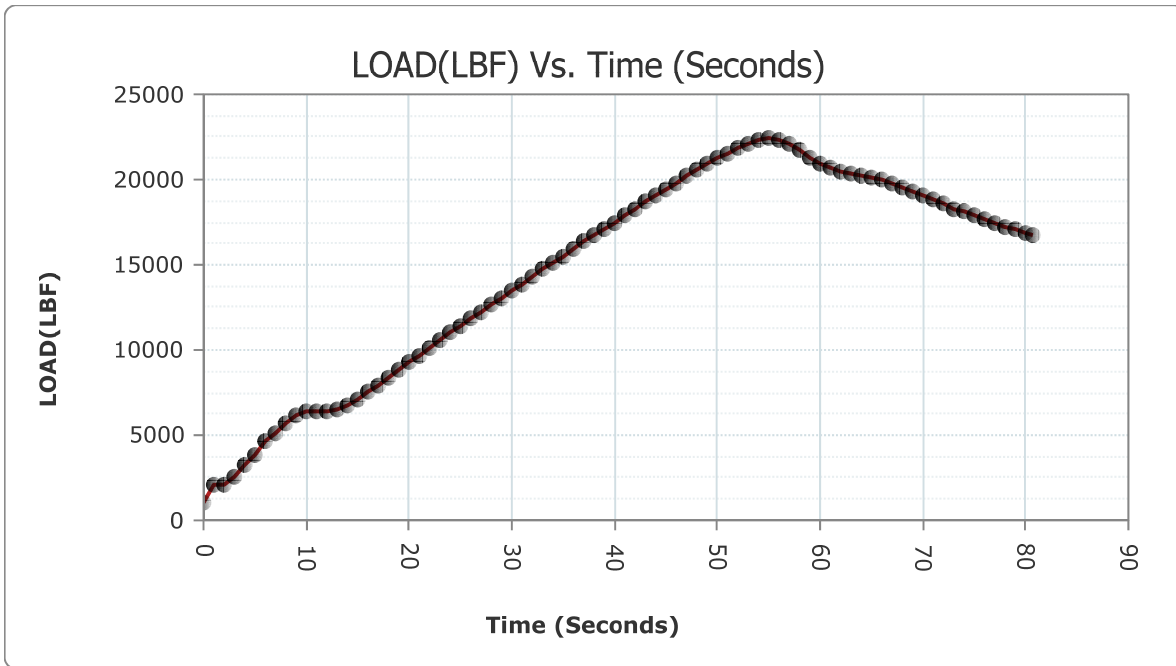
Sample Identification: G15_2

Machine ID: 6a127

Test Type: ASTM C39

5/15/2020

TYPE	PEAK VALUES	UNITS
LOAD	22392	LBF
Diameter	4.00	IN
Length	8.00	IN
Cross-Sectional Area	12.57	IN ²
Sample Age	0.0	day(s)
Corrected Stress	1781.88	PSI
Average Pace Rate	375.83	LBF
Fracture Type	Type 1	
Correction Factor	1.000	
Temperature @ START	81.2	°F
Temperature @ FINISH	81.8	°F



READ #	TIME	LOAD	STRESS (PSI)
1	000:00:00	1098	87.38
2	000:00:01	2081	165.60

HM Data Download - Concrete Test Results

READ #	TIME	LOAD	STRESS (PSI)
3	000:00:02	2149	171.01
4	000:00:03	2608	207.54
5	000:00:04	3213	255.68
6	000:00:05	3880	308.76
7	000:00:06	4709	374.73
8	000:00:07	5102	406.00
9	000:00:08	5707	454.15
10	000:00:09	6218	494.81
11	000:00:10	6374	507.23
12	000:00:11	6423	511.13
13	000:00:12	6442	512.64
14	000:00:13	6535	520.04
15	000:00:14	6731	535.64
16	000:00:15	7092	564.36
17	000:00:16	7506	597.31
18	000:00:17	7920	630.25
19	000:00:18	8384	667.18
20	000:00:19	8852	704.42
21	000:00:20	9297	739.83
22	000:00:21	9699	771.82
23	000:00:22	10144	807.23
24	000:00:23	10592	842.88
25	000:00:24	11024	877.26
26	000:00:25	11439	910.29
27	000:00:26	11819	940.53
28	000:00:27	12241	974.11
29	000:00:28	12664	1,007.77
30	000:00:29	13081	1,040.95
31	000:00:30	13456	1,070.79
32	000:00:31	13870	1,103.74
33	000:00:32	14290	1,137.16
34	000:00:33	14723	1,171.62
35	000:00:34	15107	1,202.18
36	000:00:35	15517	1,234.80
37	000:00:36	15924	1,267.19
38	000:00:37	16339	1,300.22
39	000:00:38	16706	1,329.42
40	000:00:39	17106	1,361.25

HM Data Download - Concrete Test Results

READ #	TIME	LOAD	STRESS (PSI)
41	000:00:40	17499	1,392.53
42	000:00:41	17900	1,424.44
43	000:00:42	18271	1,453.96
44	000:00:43	18668	1,485.55
45	000:00:44	19053	1,516.19
46	000:00:45	19400	1,543.80
47	000:00:46	19792	1,575.00
48	000:00:47	20178	1,605.71
49	000:00:48	20556	1,635.79
50	000:00:49	20878	1,661.42
51	000:00:50	21227	1,689.19
52	000:00:51	21549	1,714.81
53	000:00:52	21847	1,738.53
54	000:00:53	22083	1,757.31
55	000:00:54	22299	1,774.50
56	000:00:55	22392	1,781.90
57	000:00:56	22285	1,773.38
58	000:00:57	22100	1,758.66
59	000:00:58	21771	1,732.48
60	000:00:59	21306	1,695.48
61	000:01:00	20888	1,662.21
62	000:01:01	20657	1,643.83
63	000:01:02	20509	1,632.05
64	000:01:03	20347	1,619.16
65	000:01:04	20200	1,607.46
66	000:01:05	20075	1,597.52
67	000:01:06	19944	1,587.09
68	000:01:07	19761	1,572.53
69	000:01:08	19548	1,555.58
70	000:01:09	19318	1,537.28
71	000:01:10	19104	1,520.25
72	000:01:11	18862	1,500.99
73	000:01:12	18584	1,478.87
74	000:01:13	18293	1,455.71
75	000:01:14	18085	1,439.16
76	000:01:15	17862	1,421.41
77	000:01:16	17646	1,404.22
78	000:01:17	17443	1,388.07

HM Data Download - Concrete Test Results

READ #	TIME	LOAD	STRESS (PSI)
79	000:01:18	17262	1,373.67
80	000:01:19	17069	1,358.31
81	000:01:20	16883	1,343.51
82	000:01:20	16764	1,334.04

Concrete Test

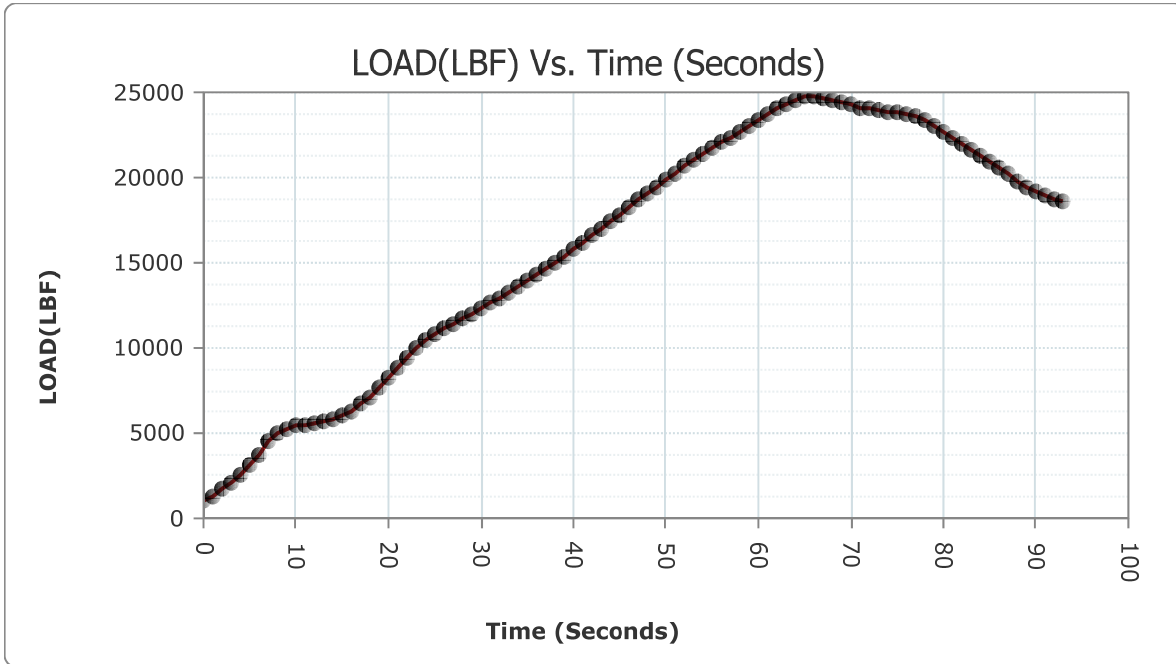
Sample Identification: G15_3

Machine ID: 6a127

Test Type: ASTM C39

5/15/2020

TYPE	PEAK VALUES	UNITS
LOAD	24747	LBF
Diameter	4.00	IN
Length	8.00	IN
Cross-Sectional Area	12.57	IN ²
Sample Age	0.0	day(s)
Corrected Stress	1969.28	PSI
Average Pace Rate	354.73	LBF
Fracture Type	Type 1	
Correction Factor	1.000	
Temperature @ START	81.9	°F
Temperature @ FINISH	82.2	°F



READ #	TIME	LOAD	STRESS (PSI)
1	000:00:00	1002	79.74
2	000:00:01	1279	101.78

HM Data Download - Concrete Test Results

READ #	TIME	LOAD	STRESS (PSI)
3	000:00:02	1703	135.52
4	000:00:03	2145	170.69
5	000:00:04	2590	206.11
6	000:00:05	3088	245.74
7	000:00:06	3772	300.17
8	000:00:07	4574	363.99
9	000:00:08	4973	395.74
10	000:00:09	5225	415.79
11	000:00:10	5465	434.89
12	000:00:11	5517	439.03
13	000:00:12	5540	440.86
14	000:00:13	5650	449.61
15	000:00:14	5820	463.14
16	000:00:15	6020	479.06
17	000:00:16	6317	502.69
18	000:00:17	6700	533.17
19	000:00:18	7141	568.26
20	000:00:19	7687	611.71
21	000:00:20	8308	661.13
22	000:00:21	8858	704.90
23	000:00:22	9467	753.36
24	000:00:23	9995	795.38
25	000:00:24	10450	831.58
26	000:00:25	10797	859.20
27	000:00:26	11125	885.30
28	000:00:27	11427	909.33
29	000:00:28	11731	933.52
30	000:00:29	11999	954.85
31	000:00:30	12310	979.60
32	000:00:31	12628	1,004.90
33	000:00:32	12946	1,030.21
34	000:00:33	13234	1,053.13
35	000:00:34	13569	1,079.79
36	000:00:35	13908	1,106.76
37	000:00:36	14266	1,135.25
38	000:00:37	14610	1,162.63
39	000:00:38	14998	1,193.50
40	000:00:39	15387	1,224.46

HM Data Download - Concrete Test Results

READ #	TIME	LOAD	STRESS (PSI)
41	000:00:40	15789	1,256.45
42	000:00:41	16162	1,286.13
43	000:00:42	16575	1,319.00
44	000:00:43	16994	1,352.34
45	000:00:44	17412	1,385.60
46	000:00:45	17807	1,417.04
47	000:00:46	18238	1,451.33
48	000:00:47	18664	1,485.23
49	000:00:48	19083	1,518.58
50	000:00:49	19458	1,548.42
51	000:00:50	19868	1,581.05
52	000:00:51	20271	1,613.11
53	000:00:52	20663	1,644.31
54	000:00:53	21009	1,671.84
55	000:00:54	21386	1,701.84
56	000:00:55	21731	1,729.30
57	000:00:56	22059	1,755.40
58	000:00:57	22350	1,778.56
59	000:00:58	22668	1,803.86
60	000:00:59	23009	1,831.00
61	000:01:00	23398	1,861.95
62	000:01:01	23720	1,887.58
63	000:01:02	24032	1,912.41
64	000:01:03	24336	1,936.60
65	000:01:04	24589	1,956.73
66	000:01:05	24726	1,967.63
67	000:01:06	24741	1,968.83
68	000:01:07	24673	1,963.41
69	000:01:08	24572	1,955.38
70	000:01:09	24430	1,944.08
71	000:01:10	24259	1,930.47
72	000:01:11	24126	1,919.89
73	000:01:12	24036	1,912.72
74	000:01:13	23955	1,906.28
75	000:01:14	23862	1,898.88
76	000:01:15	23783	1,892.59
77	000:01:16	23693	1,885.43
78	000:01:17	23576	1,876.12

HM Data Download - Concrete Test Results

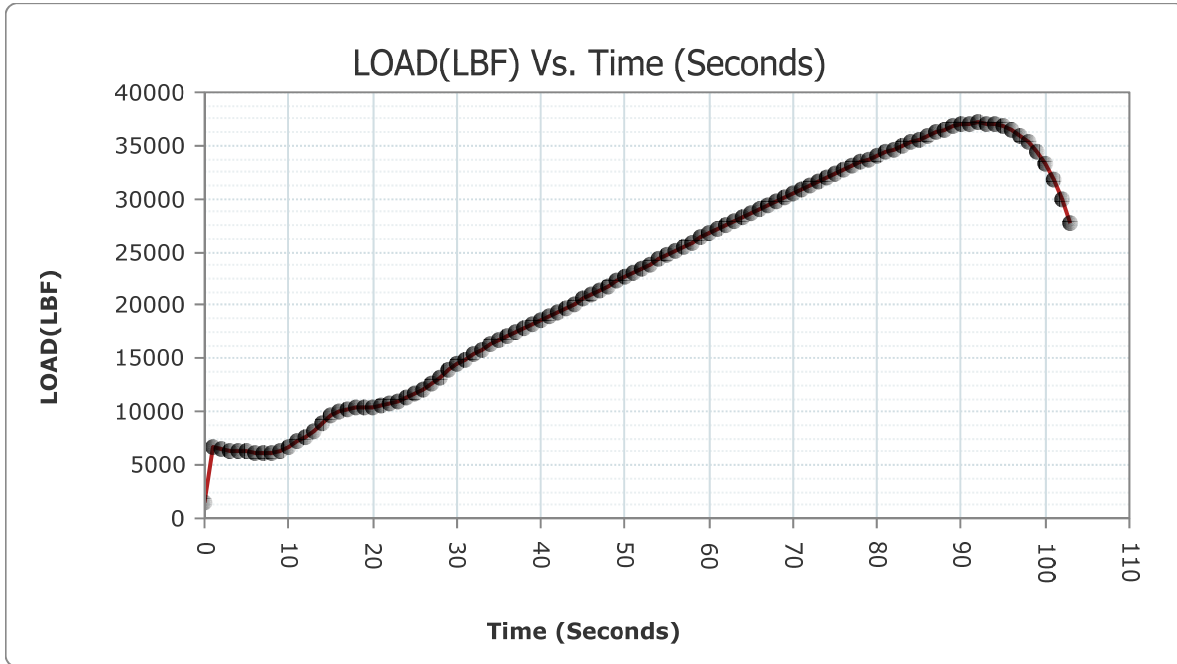
READ #	TIME	LOAD	STRESS (PSI)
79	000:01:18	23362	1,859.09
80	000:01:19	23024	1,832.19
81	000:01:20	22629	1,800.76
82	000:01:21	22312	1,775.53
83	000:01:22	21949	1,746.65
84	000:01:23	21599	1,718.79
85	000:01:24	21287	1,693.97
86	000:01:25	20979	1,669.46
87	000:01:26	20614	1,640.41
88	000:01:27	20254	1,611.76
89	000:01:28	19820	1,577.23
90	000:01:29	19459	1,548.50
91	000:01:30	19177	1,526.06
92	000:01:31	18951	1,508.07
93	000:01:32	18743	1,491.52
94	000:01:32	18554	1,476.48

Concrete Test

Sample Identification: G2_1
 Machine ID: 6a127

Test Type: ASTM C39
 5/15/2020

TYPE	PEAK VALUES	UNITS
LOAD	37128	LBF
Diameter	4.00	IN
Length	8.00	IN
Cross-Sectional Area	12.57	IN ²
Sample Age	0.0	day(s)
Corrected Stress	2954.52	PSI
Average Pace Rate	362.33	LBF
Fracture Type	Type 1	
Correction Factor	1.000	
Temperature @ START	81.7	°F
Temperature @ FINISH	81.9	°F



READ #	TIME	LOAD	STRESS (PSI)
1	000:00:00	1403	111.65
2	000:00:01	6664	530.30

HM Data Download - Concrete Test Results

READ #	TIME	LOAD	STRESS (PSI)
3	000:00:02	6467	514.63
4	000:00:03	6363	506.35
5	000:00:04	6289	500.46
6	000:00:05	6233	496.01
7	000:00:06	6183	492.03
8	000:00:07	6139	488.53
9	000:00:08	6143	488.84
10	000:00:09	6301	501.42
11	000:00:10	6691	532.45
12	000:00:11	7179	571.29
13	000:00:12	7693	612.19
14	000:00:13	8268	657.95
15	000:00:14	8885	707.05
16	000:00:15	9589	763.07
17	000:00:16	10098	803.57
18	000:00:17	10307	820.21
19	000:00:18	10360	824.42
20	000:00:19	10416	828.88
21	000:00:20	10505	835.96
22	000:00:21	10624	845.43
23	000:00:22	10782	858.00
24	000:00:23	11024	877.26
25	000:00:24	11325	901.21
26	000:00:25	11754	935.35
27	000:00:26	12186	969.73
28	000:00:27	12688	1,009.68
29	000:00:28	13253	1,054.64
30	000:00:29	13869	1,103.66
31	000:00:30	14439	1,149.02
32	000:00:31	14942	1,189.05
33	000:00:32	15438	1,228.52
34	000:00:33	15889	1,264.41
35	000:00:34	16316	1,298.39
36	000:00:35	16723	1,330.77
37	000:00:36	17126	1,362.84
38	000:00:37	17475	1,390.62
39	000:00:38	17859	1,421.17
40	000:00:39	18239	1,451.41

HM Data Download - Concrete Test Results

READ #	TIME	LOAD	STRESS (PSI)
41	000:00:40	18623	1,481.97
42	000:00:41	19008	1,512.61
43	000:00:42	19396	1,543.48
44	000:00:43	19763	1,572.69
45	000:00:44	20183	1,606.11
46	000:00:45	20598	1,639.14
47	000:00:46	21015	1,672.32
48	000:00:47	21431	1,705.42
49	000:00:48	21852	1,738.93
50	000:00:49	22272	1,772.35
51	000:00:50	22651	1,802.51
52	000:00:51	23069	1,835.77
53	000:00:52	23486	1,868.96
54	000:00:53	23902	1,902.06
55	000:00:54	24317	1,935.09
56	000:00:55	24731	1,968.03
57	000:00:56	25106	1,997.87
58	000:00:57	25517	2,030.58
59	000:00:58	25923	2,062.89
60	000:00:59	26331	2,095.35
61	000:01:00	26739	2,127.82
62	000:01:01	27143	2,159.97
63	000:01:02	27499	2,188.30
64	000:01:03	27896	2,219.89
65	000:01:04	28290	2,251.25
66	000:01:05	28683	2,282.52
67	000:01:06	29073	2,313.56
68	000:01:07	29462	2,344.51
69	000:01:08	29846	2,375.07
70	000:01:09	30187	2,402.21
71	000:01:10	30566	2,432.36
72	000:01:11	30938	2,461.97
73	000:01:12	31315	2,491.97
74	000:01:13	31686	2,521.49
75	000:01:14	32054	2,550.78
76	000:01:15	32378	2,576.56
77	000:01:16	32731	2,604.65
78	000:01:17	33078	2,632.26

HM Data Download - Concrete Test Results

READ #	TIME	LOAD	STRESS (PSI)
79	000:01:18	33419	2,659.40
80	000:01:19	33752	2,685.90
81	000:01:20	34083	2,712.24
82	000:01:21	34379	2,735.79
83	000:01:22	34696	2,761.02
84	000:01:23	35001	2,785.29
85	000:01:24	35278	2,807.33
86	000:01:25	35604	2,833.28
87	000:01:26	35952	2,860.97
88	000:01:27	36288	2,887.71
89	000:01:28	36551	2,908.64
90	000:01:29	36790	2,927.66
91	000:01:30	36966	2,941.66
92	000:01:31	37080	2,950.73
93	000:01:32	37126	2,954.39
94	000:01:33	37099	2,952.24
95	000:01:34	36979	2,942.70
96	000:01:35	36758	2,925.11
97	000:01:36	36417	2,897.97
98	000:01:37	35923	2,858.66
99	000:01:38	35263	2,806.14
100	000:01:39	34374	2,735.40
101	000:01:40	33293	2,649.37
102	000:01:41	31810	2,531.36
103	000:01:42	30027	2,389.47
104	000:01:42	27766	2,209.55

Concrete Test

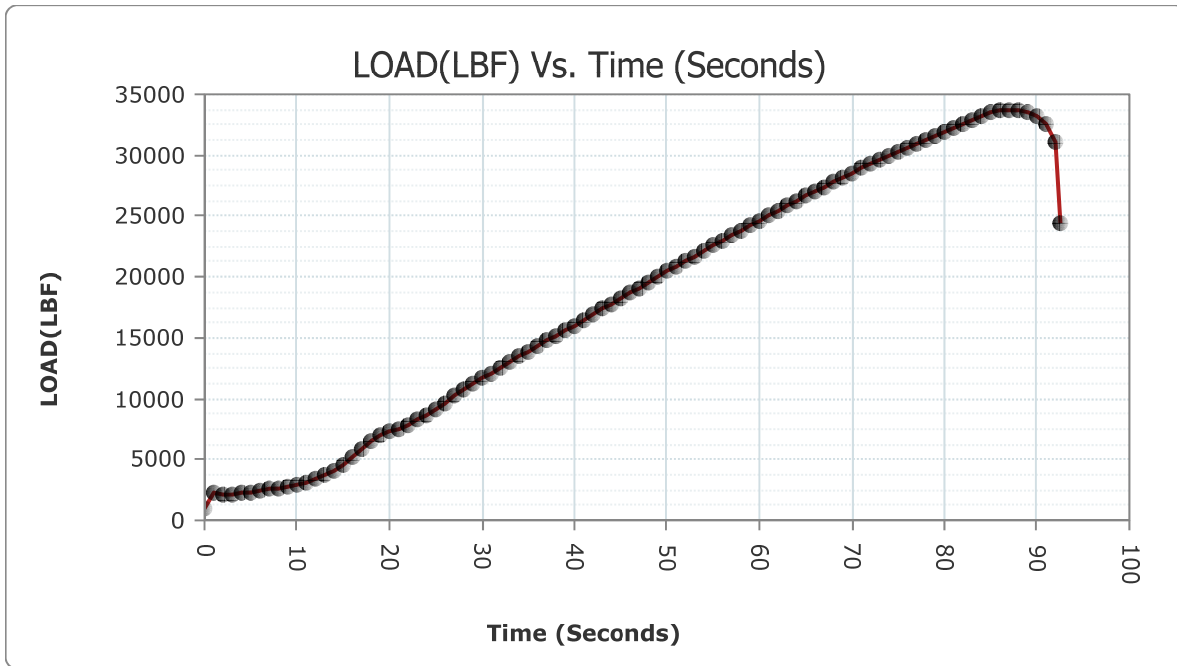
Sample Identification: G2_2

Machine ID: 6a127

Test Type: ASTM C39

5/15/2020

TYPE	PEAK VALUES	UNITS
LOAD	33690	LBF
Diameter	4.00	IN
Length	8.00	IN
Cross-Sectional Area	12.57	IN ²
Sample Age	0.0	day(s)
Corrected Stress	2680.93	PSI
Average Pace Rate	381.59	LBF
Fracture Type	Type 1	
Correction Factor	1.000	
Temperature @ START	82.1	°F
Temperature @ FINISH	82.2	°F



READ #	TIME	LOAD	STRESS (PSI)
1	000:00:00	1001	79.66
2	000:00:01	2264	180.16

HM Data Download - Concrete Test Results

READ #	TIME	LOAD	STRESS (PSI)
3	000:00:02	2173	172.92
4	000:00:03	2176	173.16
5	000:00:04	2239	178.17
6	000:00:05	2310	183.82
7	000:00:06	2399	190.91
8	000:00:07	2530	201.33
9	000:00:08	2673	212.71
10	000:00:09	2799	222.74
11	000:00:10	2957	235.31
12	000:00:11	3115	247.88
13	000:00:12	3353	266.82
14	000:00:13	3681	292.92
15	000:00:14	4098	326.11
16	000:00:15	4559	362.79
17	000:00:16	5172	411.57
18	000:00:17	5813	462.58
19	000:00:18	6438	512.32
20	000:00:19	6923	550.91
21	000:00:20	7262	577.89
22	000:00:21	7536	599.70
23	000:00:22	7834	623.41
24	000:00:23	8259	657.23
25	000:00:24	8705	692.72
26	000:00:25	9187	731.08
27	000:00:26	9658	768.56
28	000:00:27	10175	809.70
29	000:00:28	10673	849.33
30	000:00:29	11164	888.40
31	000:00:30	11644	926.60
32	000:00:31	12119	964.40
33	000:00:32	12586	1,001.56
34	000:00:33	12996	1,034.19
35	000:00:34	13436	1,069.20
36	000:00:35	13875	1,104.14
37	000:00:36	14304	1,138.28
38	000:00:37	14736	1,172.65
39	000:00:38	15171	1,207.27
40	000:00:39	15571	1,239.10

HM Data Download - Concrete Test Results

READ #	TIME	LOAD	STRESS (PSI)
41	000:00:40	16012	1,274.19
42	000:00:41	16457	1,309.61
43	000:00:42	16905	1,345.26
44	000:00:43	17353	1,380.91
45	000:00:44	17805	1,416.88
46	000:00:45	18213	1,449.34
47	000:00:46	18665	1,485.31
48	000:00:47	19117	1,521.28
49	000:00:48	19564	1,556.85
50	000:00:49	20010	1,592.35
51	000:00:50	20449	1,627.28
52	000:00:51	20885	1,661.98
53	000:00:52	21277	1,693.17
54	000:00:53	21709	1,727.55
55	000:00:54	22142	1,762.00
56	000:00:55	22577	1,796.62
57	000:00:56	23006	1,830.76
58	000:00:57	23432	1,864.66
59	000:00:58	23813	1,894.98
60	000:00:59	24232	1,928.32
61	000:01:00	24653	1,961.82
62	000:01:01	25066	1,994.69
63	000:01:02	25473	2,027.08
64	000:01:03	25876	2,059.15
65	000:01:04	26274	2,090.82
66	000:01:05	26631	2,119.23
67	000:01:06	27027	2,150.74
68	000:01:07	27425	2,182.41
69	000:01:08	27816	2,213.53
70	000:01:09	28165	2,241.30
71	000:01:10	28539	2,271.06
72	000:01:11	28915	2,300.98
73	000:01:12	29292	2,330.98
74	000:01:13	29624	2,357.40
75	000:01:14	29985	2,386.13
76	000:01:15	30338	2,414.22
77	000:01:16	30670	2,440.64
78	000:01:17	30996	2,466.58

HM Data Download - Concrete Test Results

READ #	TIME	LOAD	STRESS (PSI)
79	000:01:18	31275	2,488.79
80	000:01:19	31588	2,513.69
81	000:01:20	31892	2,537.88
82	000:01:21	32197	2,562.16
83	000:01:22	32527	2,588.42
84	000:01:23	32898	2,617.94
85	000:01:24	33243	2,645.39
86	000:01:25	33470	2,663.46
87	000:01:26	33628	2,676.03
88	000:01:27	33688	2,680.81
89	000:01:28	33643	2,677.22
90	000:01:29	33460	2,662.66
91	000:01:30	33164	2,639.11
92	000:01:31	32548	2,590.09
93	000:01:32	31104	2,475.18
94	000:01:32	24400	1,941.69

Concrete Test

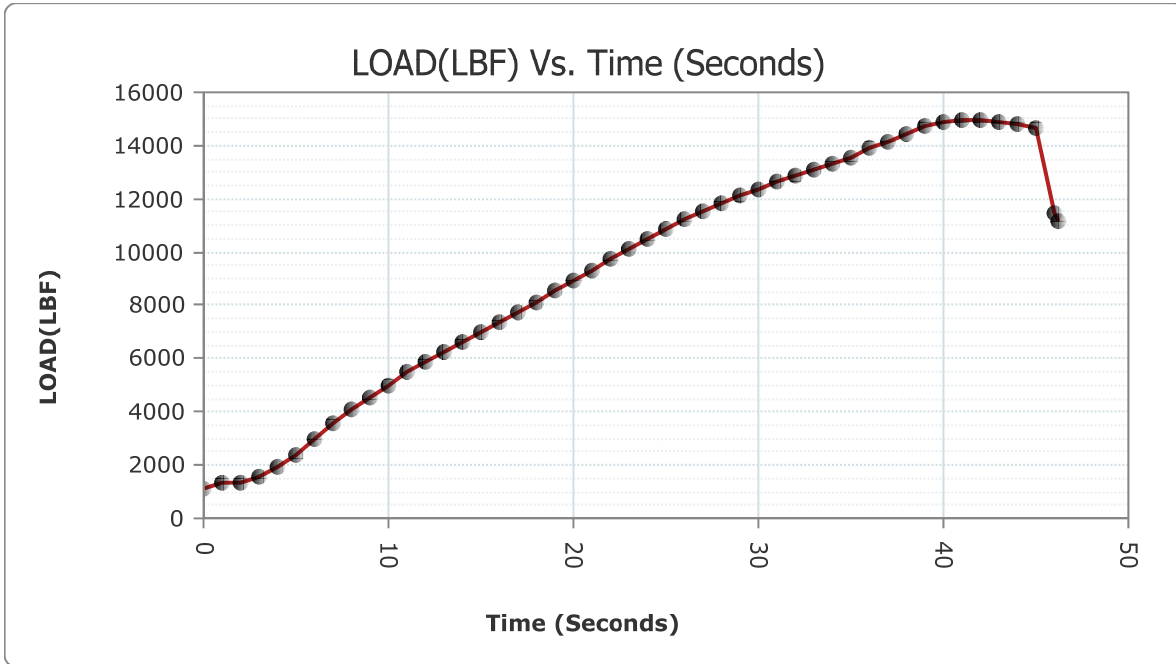
Sample Identification: G2_3

Machine ID: 6a127

Test Type: ASTM C39

5/15/2020

TYPE	PEAK VALUES	UNITS
LOAD	14982	LBF
Diameter	4.00	IN
Length	8.00	IN
Cross-Sectional Area	12.57	IN ²
Sample Age	0.0	day(s)
Corrected Stress	1192.27	PSI
Average Pace Rate	315.07	LBF
Fracture Type	Type 1	
Correction Factor	1.000	
Temperature @ START	82.2	°F
Temperature @ FINISH	82.2	°F



READ #	TIME	LOAD	STRESS (PSI)
1	000:00:00	1110	88.33
2	000:00:01	1363	108.46

HM Data Download - Concrete Test Results

READ #	TIME	LOAD	STRESS (PSI)
3	000:00:02	1328	105.68
4	000:00:03	1564	124.46
5	000:00:04	1937	154.14
6	000:00:05	2402	191.15
7	000:00:06	3001	238.81
8	000:00:07	3566	283.77
9	000:00:08	4062	323.24
10	000:00:09	4552	362.24
11	000:00:10	5018	399.32
12	000:00:11	5470	435.29
13	000:00:12	5855	465.93
14	000:00:13	6255	497.76
15	000:00:14	6589	524.34
16	000:00:15	6960	553.86
17	000:00:16	7336	583.78
18	000:00:17	7729	615.05
19	000:00:18	8139	647.68
20	000:00:19	8540	679.59
21	000:00:20	8952	712.38
22	000:00:21	9324	741.98
23	000:00:22	9733	774.53
24	000:00:23	10131	806.20
25	000:00:24	10508	836.20
26	000:00:25	10869	864.93
27	000:00:26	11220	892.86
28	000:00:27	11522	916.89
29	000:00:28	11832	941.56
30	000:00:29	12110	963.68
31	000:00:30	12387	985.73
32	000:00:31	12657	1,007.21
33	000:00:32	12904	1,026.87
34	000:00:33	13128	1,044.69
35	000:00:34	13346	1,062.04
36	000:00:35	13569	1,079.79
37	000:00:36	13898	1,105.97
38	000:00:37	14164	1,127.14
39	000:00:38	14459	1,150.61
40	000:00:39	14713	1,170.82

HM Data Download - Concrete Test Results

READ #	TIME	LOAD	STRESS (PSI)
41	000:00:40	14898	1,185.55
42	000:00:41	14978	1,191.91
43	000:00:42	14931	1,188.17
44	000:00:43	14903	1,185.94
45	000:00:44	14843	1,181.17
46	000:00:45	14643	1,165.25
47	000:00:46	11490	914.35
48	000:00:46	11197	891.03

Concrete Test

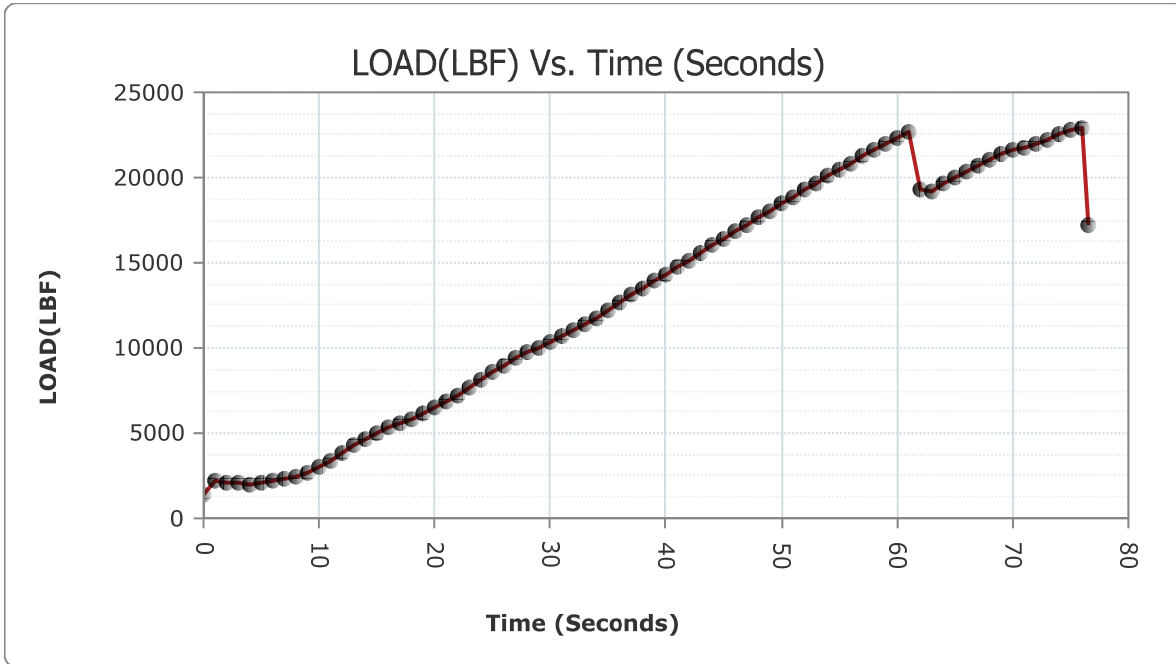
Sample Identification: G25_1

Machine ID: 6a127

Test Type: ASTM C39

5/15/2020

TYPE	PEAK VALUES	UNITS
LOAD	22936	LBF
Diameter	4.00	IN
Length	8.00	IN
Cross-Sectional Area	12.57	IN ²
Sample Age	0.0	day(s)
Corrected Stress	1825.20	PSI
Average Pace Rate	270.40	LBF
Fracture Type	Type 6	
Correction Factor	1.000	
Temperature @ START	82.9	°F
Temperature @ FINISH	82.8	°F



READ #	TIME	LOAD	STRESS (PSI)
1	000:00:00	1429	113.72
2	000:00:01	2155	171.49

HM Data Download - Concrete Test Results

READ #	TIME	LOAD	STRESS (PSI)
3	000:00:02	2089	166.24
4	000:00:03	2051	163.21
5	000:00:04	2033	161.78
6	000:00:05	2077	165.28
7	000:00:06	2171	172.76
8	000:00:07	2277	181.20
9	000:00:08	2402	191.15
10	000:00:09	2620	208.49
11	000:00:10	2982	237.30
12	000:00:11	3419	272.08
13	000:00:12	3891	309.64
14	000:00:13	4252	338.36
15	000:00:14	4645	369.64
16	000:00:15	5058	402.50
17	000:00:16	5396	429.40
18	000:00:17	5597	445.40
19	000:00:18	5841	464.81
20	000:00:19	6143	488.84
21	000:00:20	6489	516.38
22	000:00:21	6821	542.80
23	000:00:22	7232	575.50
24	000:00:23	7666	610.04
25	000:00:24	8159	649.27
26	000:00:25	8611	685.24
27	000:00:26	8987	715.16
28	000:00:27	9383	746.68
29	000:00:28	9733	774.53
30	000:00:29	10031	798.24
31	000:00:30	10314	820.76
32	000:00:31	10669	849.01
33	000:00:32	11050	879.33
34	000:00:33	11432	909.73
35	000:00:34	11798	938.85
36	000:00:35	12218	972.28
37	000:00:36	12651	1,006.73
38	000:00:37	13103	1,042.70
39	000:00:38	13502	1,074.46
40	000:00:39	13934	1,108.83

HM Data Download - Concrete Test Results

READ #	TIME	LOAD	STRESS (PSI)
41	000:00:40	14360	1,142.73
42	000:00:41	14784	1,176.47
43	000:00:42	15161	1,206.47
44	000:00:43	15579	1,239.74
45	000:00:44	15996	1,272.92
46	000:00:45	16425	1,307.06
47	000:00:46	16809	1,337.62
48	000:00:47	17235	1,371.52
49	000:00:48	17655	1,404.94
50	000:00:49	18080	1,438.76
51	000:00:50	18453	1,468.44
52	000:00:51	18871	1,501.71
53	000:00:52	19283	1,534.49
54	000:00:53	19697	1,567.44
55	000:00:54	20069	1,597.04
56	000:00:55	20471	1,629.03
57	000:00:56	20869	1,660.70
58	000:00:57	21263	1,692.06
59	000:00:58	21609	1,719.59
60	000:00:59	21985	1,749.51
61	000:01:00	22361	1,779.43
62	000:01:01	22684	1,805.14
63	000:01:02	19295	1,535.45
64	000:01:03	19217	1,529.24
65	000:01:04	19600	1,559.72
66	000:01:05	19963	1,588.61
67	000:01:06	20358	1,620.04
68	000:01:07	20735	1,650.04
69	000:01:08	21076	1,677.17
70	000:01:09	21346	1,698.66
71	000:01:10	21575	1,716.88
72	000:01:11	21779	1,733.12
73	000:01:12	21994	1,750.23
74	000:01:13	22225	1,768.61
75	000:01:14	22510	1,791.29
76	000:01:15	22789	1,813.49
77	000:01:16	22936	1,825.19
78	000:01:16	17162	1,365.71

Concrete Test

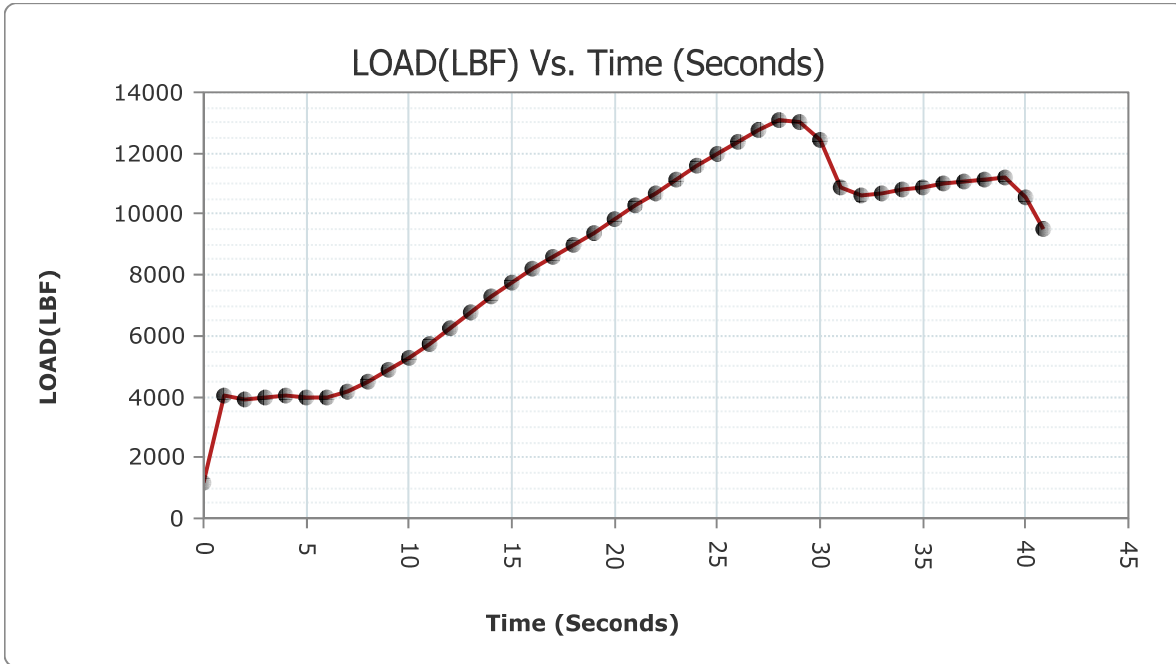
Sample Identification: G25_2

Machine ID: 6a127

Test Type: ASTM C39

5/15/2020

TYPE	PEAK VALUES	UNITS
LOAD	13084	LBF
Diameter	4.00	IN
Length	8.00	IN
Cross-Sectional Area	12.57	IN ²
Sample Age	0.0	day(s)
Corrected Stress	1041.16	PSI
Average Pace Rate	188.96	LBF
Fracture Type	Type 6	
Correction Factor	1.000	
Temperature @ START	82.9	°F
Temperature @ FINISH	82.9	°F



READ #	TIME	LOAD	STRESS (PSI)
1	000:00:00	1157	92.07
2	000:00:01	4048	322.13

HM Data Download - Concrete Test Results

READ #	TIME	LOAD	STRESS (PSI)
3	000:00:02	3904	310.67
4	000:00:03	3998	318.15
5	000:00:04	4005	318.71
6	000:00:05	3971	316.00
7	000:00:06	3964	315.45
8	000:00:07	4146	329.93
9	000:00:08	4478	356.35
10	000:00:09	4856	386.43
11	000:00:10	5293	421.20
12	000:00:11	5758	458.21
13	000:00:12	6250	497.36
14	000:00:13	6742	536.51
15	000:00:14	7278	579.16
16	000:00:15	7755	617.12
17	000:00:16	8192	651.90
18	000:00:17	8570	681.98
19	000:00:18	8987	715.16
20	000:00:19	9405	748.43
21	000:00:20	9828	782.09
22	000:00:21	10270	817.26
23	000:00:22	10672	849.25
24	000:00:23	11123	885.14
25	000:00:24	11576	921.19
26	000:00:25	11970	952.54
27	000:00:26	12393	986.20
28	000:00:27	12776	1,016.68
29	000:00:28	13066	1,039.76
30	000:00:29	13035	1,037.29
31	000:00:30	12459	991.46
32	000:00:31	10872	865.17
33	000:00:32	10610	844.32
34	000:00:33	10662	848.46
35	000:00:34	10788	858.48
36	000:00:35	10901	867.47
37	000:00:36	10999	875.27
38	000:00:37	11084	882.04
39	000:00:38	11163	888.32
40	000:00:39	11196	890.95

HM Data Download - Concrete Test Results

READ #	TIME	LOAD	STRESS (PSI)
41	000:00:40	10581	842.01
42	000:00:40	9492	755.35

Concrete Test

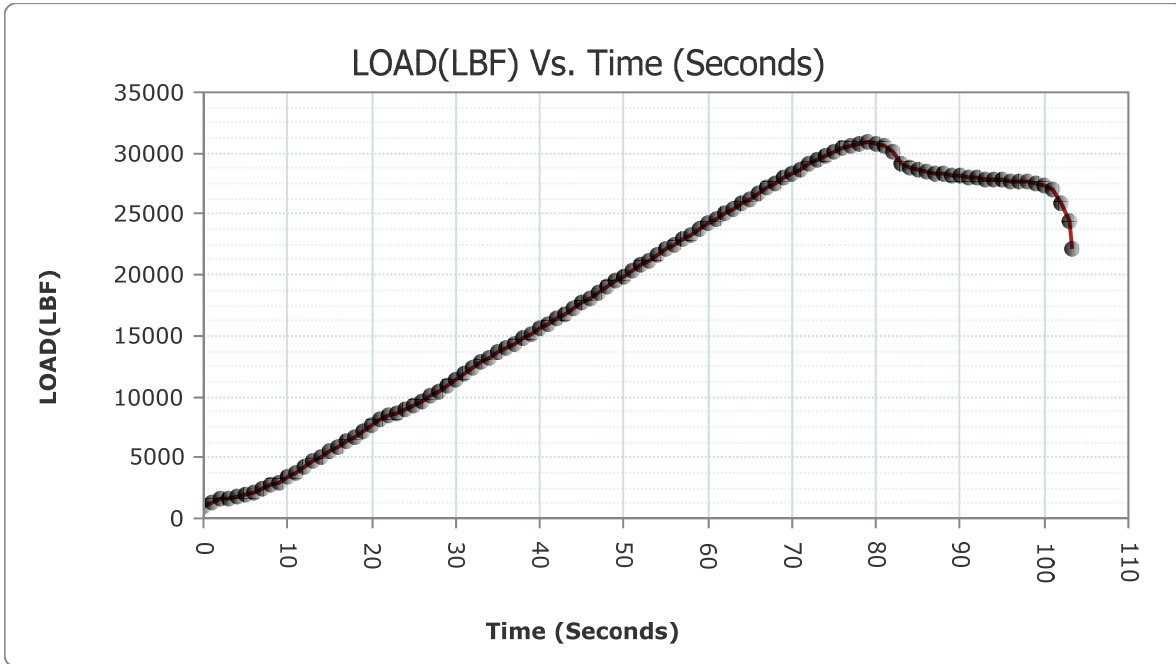
Sample Identification: G25_3

Machine ID: 6a127

Test Type: ASTM C39

5/15/2020

TYPE	PEAK VALUES	UNITS
LOAD	30921	LBF
Diameter	4.00	IN
Length	8.00	IN
Cross-Sectional Area	12.57	IN ²
Sample Age	0.0	day(s)
Corrected Stress	2460.60	PSI
Average Pace Rate	401.92	LBF
Fracture Type	Type 6	
Correction Factor	1.000	
Temperature @ START	83.2	°F
Temperature @ FINISH	83.3	°F



READ #	TIME	LOAD	STRESS (PSI)
1	000:00:00	1024	81.49
2	000:00:01	1309	104.17

HM Data Download - Concrete Test Results

READ #	TIME	LOAD	STRESS (PSI)
3	000:00:02	1570	124.94
4	000:00:03	1636	130.19
5	000:00:04	1763	140.30
6	000:00:05	1910	151.99
7	000:00:06	2129	169.42
8	000:00:07	2394	190.51
9	000:00:08	2713	215.89
10	000:00:09	3006	239.21
11	000:00:10	3395	270.17
12	000:00:11	3811	303.27
13	000:00:12	4254	338.52
14	000:00:13	4655	370.43
15	000:00:14	5091	405.13
16	000:00:15	5521	439.35
17	000:00:16	5904	469.83
18	000:00:17	6281	499.83
19	000:00:18	6738	536.19
20	000:00:19	7224	574.87
21	000:00:20	7708	613.38
22	000:00:21	8130	646.96
23	000:00:22	8393	667.89
24	000:00:23	8677	690.49
25	000:00:24	8972	713.97
26	000:00:25	9317	741.42
27	000:00:26	9648	767.76
28	000:00:27	10032	798.32
29	000:00:28	10439	830.71
30	000:00:29	10891	866.68
31	000:00:30	11319	900.74
32	000:00:31	11818	940.45
33	000:00:32	12328	981.03
34	000:00:33	12833	1,021.22
35	000:00:34	13235	1,053.21
36	000:00:35	13637	1,085.20
37	000:00:36	14007	1,114.64
38	000:00:37	14381	1,144.40
39	000:00:38	14736	1,172.65
40	000:00:39	15140	1,204.80

HM Data Download - Concrete Test Results

READ #	TIME	LOAD	STRESS (PSI)
41	000:00:40	15554	1,237.75
42	000:00:41	15970	1,270.85
43	000:00:42	16364	1,302.21
44	000:00:43	16814	1,338.02
45	000:00:44	17259	1,373.43
46	000:00:45	17711	1,409.40
47	000:00:46	18118	1,441.78
48	000:00:47	18572	1,477.91
49	000:00:48	19030	1,514.36
50	000:00:49	19485	1,550.57
51	000:00:50	19886	1,582.48
52	000:00:51	20330	1,617.81
53	000:00:52	20774	1,653.14
54	000:00:53	21219	1,688.55
55	000:00:54	21618	1,720.31
56	000:00:55	22061	1,755.56
57	000:00:56	22500	1,790.49
58	000:00:57	22943	1,825.75
59	000:00:58	23343	1,857.58
60	000:00:59	23780	1,892.35
61	000:01:00	24217	1,927.13
62	000:01:01	24607	1,958.16
63	000:01:02	25039	1,992.54
64	000:01:03	25470	2,026.84
65	000:01:04	25898	2,060.90
66	000:01:05	26283	2,091.53
67	000:01:06	26707	2,125.28
68	000:01:07	27132	2,159.10
69	000:01:08	27551	2,192.44
70	000:01:09	27961	2,225.07
71	000:01:10	28327	2,254.19
72	000:01:11	28721	2,285.54
73	000:01:12	29103	2,315.94
74	000:01:13	29469	2,345.07
75	000:01:14	29790	2,370.61
76	000:01:15	30137	2,398.23
77	000:01:16	30420	2,420.75
78	000:01:17	30655	2,439.45

HM Data Download - Concrete Test Results

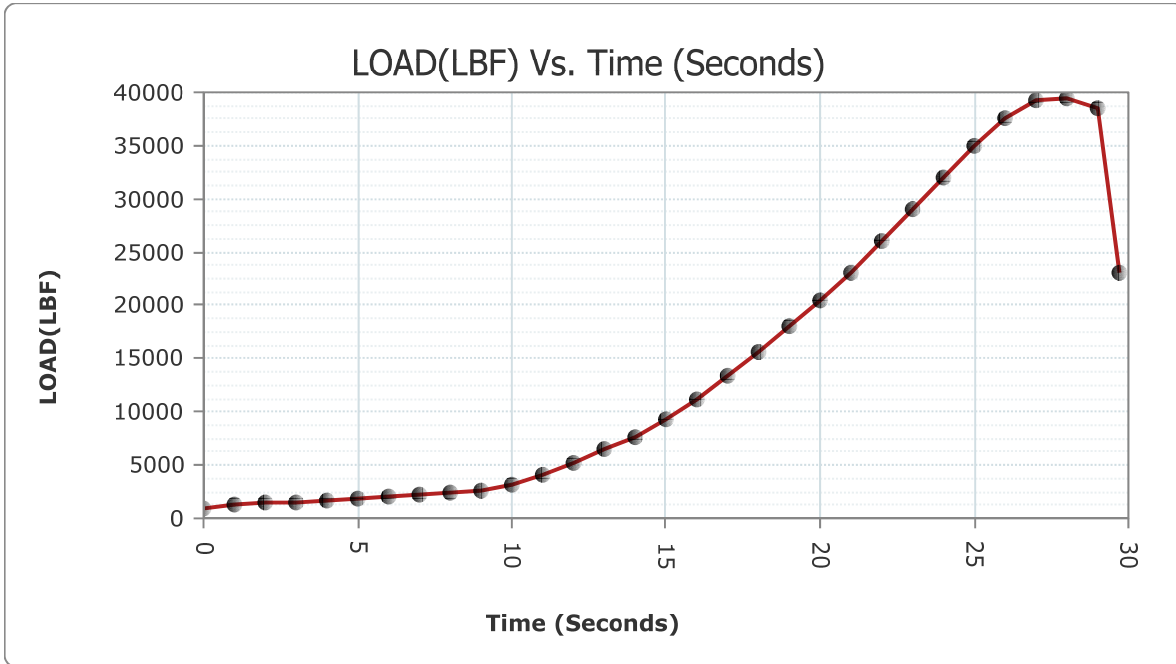
READ #	TIME	LOAD	STRESS (PSI)
79	000:01:18	30815	2,452.18
80	000:01:19	30921	2,460.61
81	000:01:20	30806	2,451.46
82	000:01:21	30564	2,432.21
83	000:01:22	30081	2,393.77
84	000:01:23	29175	2,321.67
85	000:01:24	28777	2,290.00
86	000:01:25	28582	2,274.48
87	000:01:26	28478	2,266.21
88	000:01:27	28392	2,259.36
89	000:01:28	28304	2,252.36
90	000:01:29	28223	2,245.92
91	000:01:30	28151	2,240.19
92	000:01:31	28078	2,234.38
93	000:01:32	27993	2,227.61
94	000:01:33	27894	2,219.73
95	000:01:34	27820	2,213.85
96	000:01:35	27770	2,209.87
97	000:01:36	27727	2,206.44
98	000:01:37	27674	2,202.23
99	000:01:38	27617	2,197.69
100	000:01:39	27518	2,189.81
101	000:01:40	27365	2,177.64
102	000:01:41	27004	2,148.91
103	000:01:42	25895	2,060.66
104	000:01:43	24487	1,948.61
105	000:01:43	22145	1,762.24

Concrete Test

Sample Identification: G3_1
 Machine ID: 6a127

Test Type: ASTM C39
 5/15/2020

TYPE	PEAK VALUES	UNITS
LOAD	39505	LBF
Diameter	4.00	IN
Length	8.00	IN
Cross-Sectional Area	12.57	IN ²
Sample Age	0.0	day(s)
Corrected Stress	3143.69	PSI
Average Pace Rate	2650.04	LBF
Fracture Type	Type 6	
Correction Factor	1.000	
Temperature @ START	83.4	°F
Temperature @ FINISH	83.2	°F



READ #	TIME	LOAD	STRESS (PSI)
1	000:00:00	1010	80.37
2	000:00:01	1233	98.12

HM Data Download - Concrete Test Results

READ #	TIME	LOAD	STRESS (PSI)
3	000:00:02	1404	111.73
4	000:00:03	1528	121.59
5	000:00:04	1684	134.01
6	000:00:05	1844	146.74
7	000:00:06	2054	163.45
8	000:00:07	2170	172.68
9	000:00:08	2327	185.18
10	000:00:09	2522	200.69
11	000:00:10	3225	256.64
12	000:00:11	4060	323.08
13	000:00:12	5129	408.15
14	000:00:13	6442	512.64
15	000:00:14	7633	607.41
16	000:00:15	9311	740.95
17	000:00:16	11230	893.66
18	000:00:17	13314	1,059.49
19	000:00:18	15549	1,237.35
20	000:00:19	17988	1,431.44
21	000:00:20	20384	1,622.11
22	000:00:21	23151	1,842.30
23	000:00:22	26051	2,073.07
24	000:00:23	29047	2,311.49
25	000:00:24	32055	2,550.86
26	000:00:25	35011	2,786.09
27	000:00:26	37494	2,983.68
28	000:00:27	39191	3,118.72
29	000:00:28	39417	3,136.71
30	000:00:29	38456	3,060.23
31	000:00:29	23044	1,833.78

Concrete Test

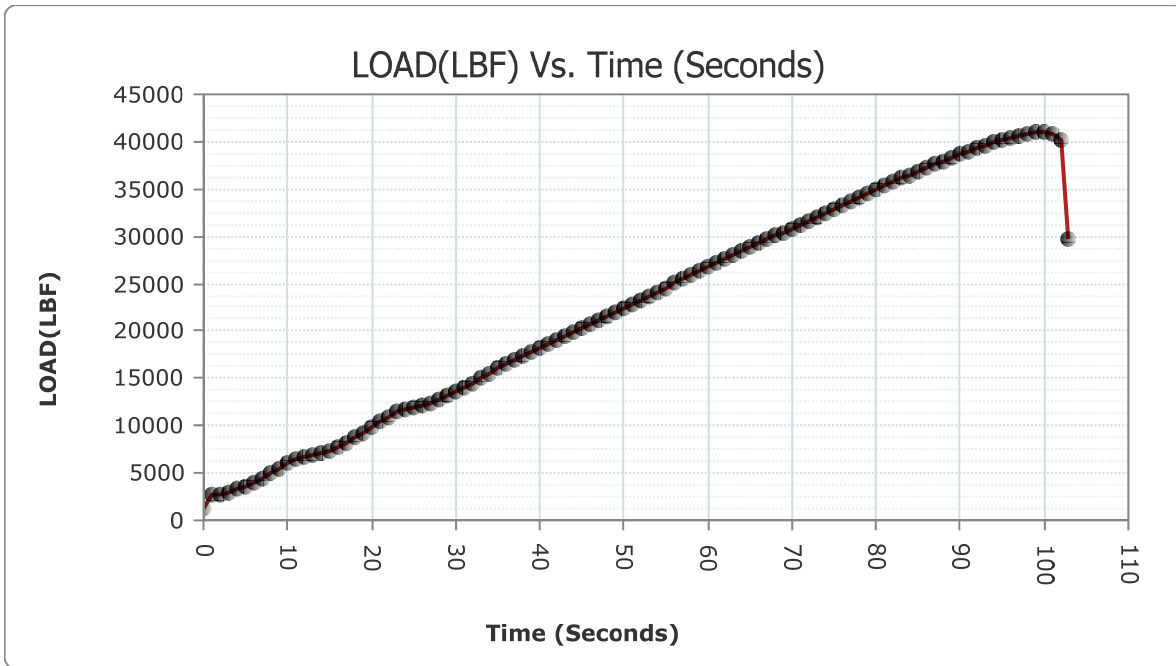
Sample Identification: G3_2

Machine ID: 6a127

Test Type: ASTM C39

5/15/2020

TYPE	PEAK VALUES	UNITS
LOAD	40985	LBF
Diameter	4.00	IN
Length	8.00	IN
Cross-Sectional Area	12.57	IN ²
Sample Age	0.0	day(s)
Corrected Stress	3261.49	PSI
Average Pace Rate	387.17	LBF
Fracture Type	Type 6	
Correction Factor	1.000	
Temperature @ START	83.3	°F
Temperature @ FINISH	83.5	°F



READ #	TIME	LOAD	STRESS (PSI)
1	000:00:00	1229	97.80
2	000:00:01	2749	218.76

HM Data Download - Concrete Test Results

READ #	TIME	LOAD	STRESS (PSI)
3	000:00:02	2654	211.20
4	000:00:03	2985	237.54
5	000:00:04	3332	265.15
6	000:00:05	3637	289.42
7	000:00:06	3979	316.64
8	000:00:07	4341	345.45
9	000:00:08	4927	392.08
10	000:00:09	5509	438.39
11	000:00:10	6080	483.83
12	000:00:11	6439	512.40
13	000:00:12	6677	531.34
14	000:00:13	6897	548.85
15	000:00:14	7138	568.02
16	000:00:15	7416	590.15
17	000:00:16	7774	618.64
18	000:00:17	8228	654.76
19	000:00:18	8741	695.59
20	000:00:19	9297	739.83
21	000:00:20	9881	786.30
22	000:00:21	10416	828.88
23	000:00:22	10977	873.52
24	000:00:23	11481	913.63
25	000:00:24	11756	935.51
26	000:00:25	11977	953.10
27	000:00:26	12192	970.21
28	000:00:27	12434	989.47
29	000:00:28	12761	1,015.49
30	000:00:29	13126	1,044.53
31	000:00:30	13583	1,080.90
32	000:00:31	14084	1,120.77
33	000:00:32	14543	1,157.30
34	000:00:33	15056	1,198.12
35	000:00:34	15568	1,238.86
36	000:00:35	16072	1,278.97
37	000:00:36	16563	1,318.04
38	000:00:37	17026	1,354.89
39	000:00:38	17467	1,389.98
40	000:00:39	17854	1,420.78

HM Data Download - Concrete Test Results

READ #	TIME	LOAD	STRESS (PSI)
41	000:00:40	18268	1,453.72
42	000:00:41	18675	1,486.11
43	000:00:42	19085	1,518.74
44	000:00:43	19505	1,552.16
45	000:00:44	19934	1,586.30
46	000:00:45	20318	1,616.86
47	000:00:46	20746	1,650.91
48	000:00:47	21174	1,684.97
49	000:00:48	21604	1,719.19
50	000:00:49	22032	1,753.25
51	000:00:50	22464	1,787.63
52	000:00:51	22898	1,822.16
53	000:00:52	23289	1,853.28
54	000:00:53	23719	1,887.50
55	000:00:54	24155	1,922.19
56	000:00:55	24590	1,956.81
57	000:00:56	25022	1,991.19
58	000:00:57	25459	2,025.96
59	000:00:58	25849	2,057.00
60	000:00:59	26286	2,091.77
61	000:01:00	26719	2,126.23
62	000:01:01	27150	2,160.53
63	000:01:02	27582	2,194.91
64	000:01:03	28012	2,229.12
65	000:01:04	28390	2,259.20
66	000:01:05	28811	2,292.71
67	000:01:06	29232	2,326.21
68	000:01:07	29655	2,359.87
69	000:01:08	30075	2,393.29
70	000:01:09	30451	2,423.21
71	000:01:10	30866	2,456.24
72	000:01:11	31279	2,489.10
73	000:01:12	31692	2,521.97
74	000:01:13	32057	2,551.01
75	000:01:14	32462	2,583.24
76	000:01:15	32868	2,615.55
77	000:01:16	33271	2,647.62
78	000:01:17	33686	2,680.65

HM Data Download - Concrete Test Results

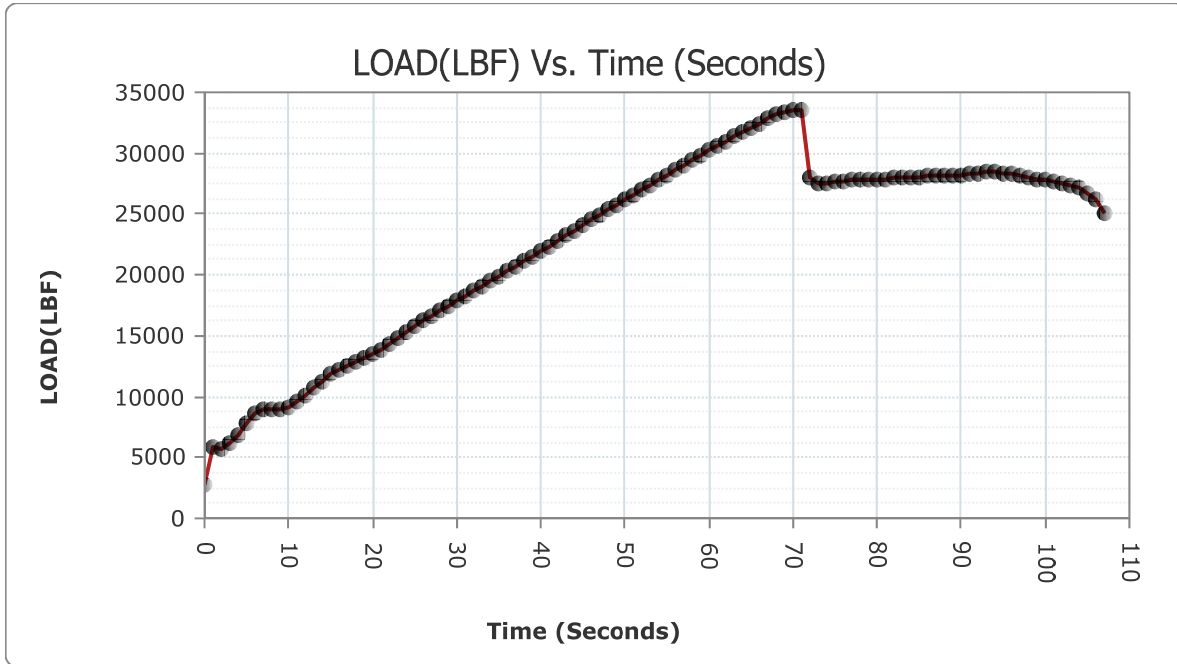
READ #	TIME	LOAD	STRESS (PSI)
79	000:01:18	34072	2,711.36
80	000:01:19	34496	2,745.10
81	000:01:20	34911	2,778.13
82	000:01:21	35320	2,810.68
83	000:01:22	35724	2,842.83
84	000:01:23	36123	2,874.58
85	000:01:24	36476	2,902.67
86	000:01:25	36868	2,933.86
87	000:01:26	37247	2,964.02
88	000:01:27	37579	2,990.44
89	000:01:28	37939	3,019.09
90	000:01:29	38286	3,046.70
91	000:01:30	38620	3,073.28
92	000:01:31	38966	3,100.82
93	000:01:32	39326	3,129.46
94	000:01:33	39656	3,155.72
95	000:01:34	39931	3,177.61
96	000:01:35	40216	3,200.29
97	000:01:36	40470	3,220.50
98	000:01:37	40681	3,237.29
99	000:01:38	40838	3,249.78
100	000:01:39	40968	3,260.13
101	000:01:40	40968	3,260.13
102	000:01:41	40755	3,243.18
103	000:01:42	40088	3,190.10
104	000:01:42	29674	2,361.38

Concrete Test

Sample Identification: G3_3
 Machine ID: 6a127

Test Type: ASTM C39
 5/15/2020

TYPE	PEAK VALUES	UNITS
LOAD	33641	LBF
Diameter	4.00	IN
Length	8.00	IN
Cross-Sectional Area	12.57	IN ²
Sample Age	0.0	day(s)
Corrected Stress	2677.06	PSI
Average Pace Rate	179.66	LBF
Fracture Type	Type 6	
Correction Factor	1.000	
Temperature @ START	83.5	°F
Temperature @ FINISH	83.5	°F



READ #	TIME	LOAD	STRESS (PSI)
1	000:00:00	2783	221.46
2	000:00:01	5793	460.99

HM Data Download - Concrete Test Results

READ #	TIME	LOAD	STRESS (PSI)
3	000:00:02	5634	448.34
4	000:00:03	6168	490.83
5	000:00:04	6839	544.23
6	000:00:05	7741	616.01
7	000:00:06	8684	691.05
8	000:00:07	9007	716.75
9	000:00:08	9000	716.20
10	000:00:09	8945	711.82
11	000:00:10	9140	727.34
12	000:00:11	9591	763.23
13	000:00:12	10139	806.84
14	000:00:13	10728	853.71
15	000:00:14	11280	897.63
16	000:00:15	11804	939.33
17	000:00:16	12224	972.76
18	000:00:17	12571	1,000.37
19	000:00:18	12866	1,023.84
20	000:00:19	13166	1,047.72
21	000:00:20	13486	1,073.18
22	000:00:21	13891	1,105.41
23	000:00:22	14334	1,140.66
24	000:00:23	14792	1,177.11
25	000:00:24	15276	1,215.63
26	000:00:25	15763	1,254.38
27	000:00:26	16223	1,290.99
28	000:00:27	16621	1,322.66
29	000:00:28	17060	1,357.59
30	000:00:29	17497	1,392.37
31	000:00:30	17920	1,426.03
32	000:00:31	18292	1,455.63
33	000:00:32	18707	1,488.66
34	000:00:33	19111	1,520.81
35	000:00:34	19514	1,552.87
36	000:00:35	19926	1,585.66
37	000:00:36	20298	1,615.26
38	000:00:37	20715	1,648.45
39	000:00:38	21129	1,681.39
40	000:00:39	21548	1,714.74

HM Data Download - Concrete Test Results

READ #	TIME	LOAD	STRESS (PSI)
41	000:00:40	21922	1,744.50
42	000:00:41	22346	1,778.24
43	000:00:42	22775	1,812.38
44	000:00:43	23210	1,846.99
45	000:00:44	23642	1,881.37
46	000:00:45	24073	1,915.67
47	000:00:46	24503	1,949.89
48	000:00:47	24890	1,980.68
49	000:00:48	25317	2,014.66
50	000:00:49	25744	2,048.64
51	000:00:50	26167	2,082.30
52	000:00:51	26587	2,115.73
53	000:00:52	27009	2,149.31
54	000:00:53	27392	2,179.79
55	000:00:54	27810	2,213.05
56	000:00:55	28224	2,245.99
57	000:00:56	28638	2,278.94
58	000:00:57	29024	2,309.66
59	000:00:58	29428	2,341.81
60	000:00:59	29828	2,373.64
61	000:01:00	30228	2,405.47
62	000:01:01	30620	2,436.66
63	000:01:02	30964	2,464.04
64	000:01:03	31339	2,493.88
65	000:01:04	31703	2,522.84
66	000:01:05	32083	2,553.08
67	000:01:06	32462	2,583.24
68	000:01:07	32827	2,612.29
69	000:01:08	33129	2,636.32
70	000:01:09	33417	2,659.24
71	000:01:10	33610	2,674.60
72	000:01:11	33474	2,663.78
73	000:01:12	27948	2,224.03
74	000:01:13	27589	2,195.46
75	000:01:14	27587	2,195.30
76	000:01:15	27641	2,199.60
77	000:01:16	27749	2,208.20
78	000:01:17	27833	2,214.88

HM Data Download - Concrete Test Results

READ #	TIME	LOAD	STRESS (PSI)
79	000:01:18	27869	2,217.74
80	000:01:19	27887	2,219.18
81	000:01:20	27893	2,219.65
82	000:01:21	27902	2,220.37
83	000:01:22	27935	2,223.00
84	000:01:23	27982	2,226.74
85	000:01:24	28032	2,230.72
86	000:01:25	28071	2,233.82
87	000:01:26	28101	2,236.21
88	000:01:27	28120	2,237.72
89	000:01:28	28160	2,240.90
90	000:01:29	28201	2,244.16
91	000:01:30	28227	2,246.23
92	000:01:31	28247	2,247.82
93	000:01:32	28299	2,251.96
94	000:01:33	28481	2,266.45
95	000:01:34	28479	2,266.29
96	000:01:35	28357	2,256.58
97	000:01:36	28247	2,247.82
98	000:01:37	28134	2,238.83
99	000:01:38	28040	2,231.35
100	000:01:39	27913	2,221.25
101	000:01:40	27792	2,211.62
102	000:01:41	27646	2,200.00
103	000:01:42	27514	2,189.49
104	000:01:43	27335	2,175.25
105	000:01:44	27118	2,157.98
106	000:01:45	26735	2,127.50
107	000:01:46	26190	2,084.13
108	000:01:47	25100	1,997.39

Concrete Test

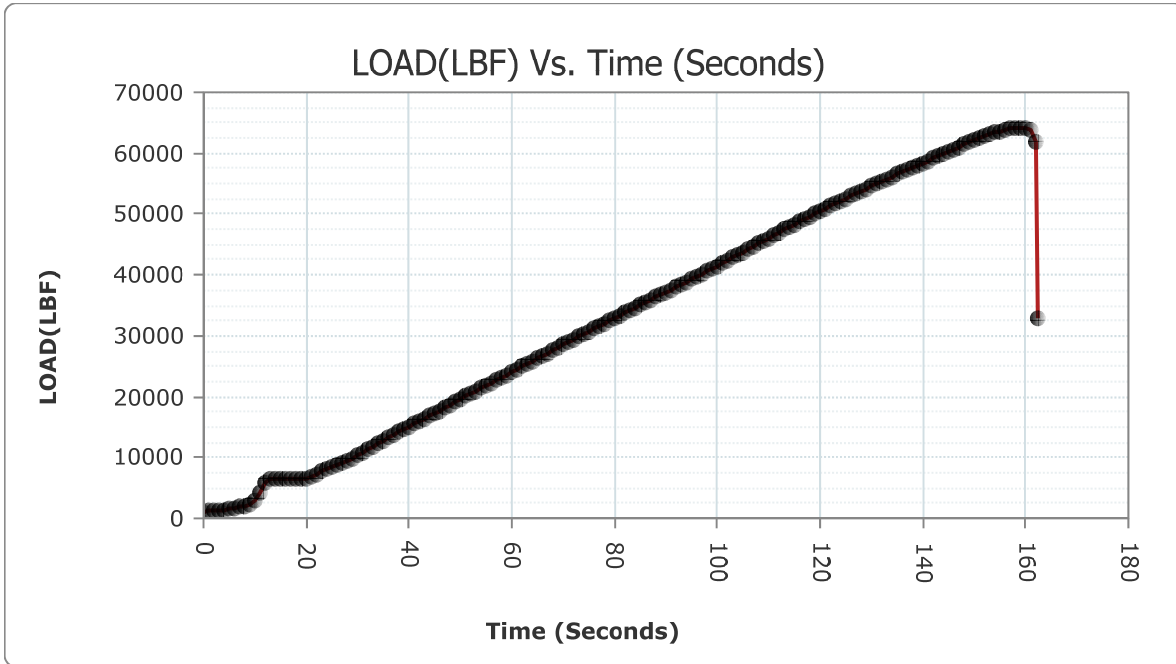
Sample Identification: G35_1

Machine ID: 6a127

Test Type: ASTM C39

5/15/2020

TYPE	PEAK VALUES	UNITS
LOAD	64194	LBF
Diameter	4.00	IN
Length	8.00	IN
Cross-Sectional Area	12.57	IN ²
Sample Age	0.0	day(s)
Corrected Stress	5108.36	PSI
Average Pace Rate	402.05	LBF
Fracture Type	Type 4	
Correction Factor	1.000	
Temperature @ START	85.0	°F
Temperature @ FINISH	84.9	°F



READ #	TIME	LOAD	STRESS (PSI)
1	000:00:00	1010	80.37
2	000:00:01	1150	91.51

HM Data Download - Concrete Test Results

READ #	TIME	LOAD	STRESS (PSI)
3	000:00:02	1224	97.40
4	000:00:03	1323	105.28
5	000:00:04	1441	114.67
6	000:00:05	1552	123.50
7	000:00:06	1670	132.89
8	000:00:07	1799	143.16
9	000:00:08	1976	157.25
10	000:00:09	2242	178.41
11	000:00:10	2922	232.53
12	000:00:11	4248	338.05
13	000:00:12	5979	475.79
14	000:00:13	6608	525.85
15	000:00:14	6538	520.28
16	000:00:15	6490	516.46
17	000:00:16	6456	513.75
18	000:00:17	6434	512.00
19	000:00:18	6417	510.65
20	000:00:19	6464	514.39
21	000:00:20	6571	522.90
22	000:00:21	6869	546.62
23	000:00:22	7300	580.92
24	000:00:23	7744	616.25
25	000:00:24	8215	653.73
26	000:00:25	8577	682.54
27	000:00:26	8851	704.34
28	000:00:27	9170	729.73
29	000:00:28	9529	758.29
30	000:00:29	9907	788.37
31	000:00:30	10358	824.26
32	000:00:31	10843	862.86
33	000:00:32	11298	899.07
34	000:00:33	11828	941.24
35	000:00:34	12341	982.07
36	000:00:35	12830	1,020.98
37	000:00:36	13264	1,055.52
38	000:00:37	13735	1,093.00
39	000:00:38	14194	1,129.52
40	000:00:39	14644	1,165.33

HM Data Download - Concrete Test Results

READ #	TIME	LOAD	STRESS (PSI)
41	000:00:40	15047	1,197.40
42	000:00:41	15494	1,232.97
43	000:00:42	15941	1,268.54
44	000:00:43	16396	1,304.75
45	000:00:44	16803	1,337.14
46	000:00:45	17261	1,373.59
47	000:00:46	17727	1,410.67
48	000:00:47	18211	1,449.19
49	000:00:48	18660	1,484.92
50	000:00:49	19155	1,524.31
51	000:00:50	19616	1,560.99
52	000:00:51	20076	1,597.60
53	000:00:52	20476	1,629.43
54	000:00:53	20928	1,665.40
55	000:00:54	21378	1,701.21
56	000:00:55	21825	1,736.78
57	000:00:56	22234	1,769.33
58	000:00:57	22688	1,805.45
59	000:00:58	23144	1,841.74
60	000:00:59	23604	1,878.35
61	000:01:00	24064	1,914.95
62	000:01:01	24479	1,947.98
63	000:01:02	24941	1,984.74
64	000:01:03	25404	2,021.59
65	000:01:04	25867	2,058.43
66	000:01:05	26279	2,091.22
67	000:01:06	26731	2,127.19
68	000:01:07	27183	2,163.15
69	000:01:08	27633	2,198.96
70	000:01:09	28043	2,231.59
71	000:01:10	28495	2,267.56
72	000:01:11	28947	2,303.53
73	000:01:12	29393	2,339.02
74	000:01:13	29791	2,370.69
75	000:01:14	30236	2,406.10
76	000:01:15	30683	2,441.68
77	000:01:16	31123	2,476.69
78	000:01:17	31527	2,508.84

HM Data Download - Concrete Test Results

READ #	TIME	LOAD	STRESS (PSI)
79	000:01:18	31972	2,544.25
80	000:01:19	32419	2,579.82
81	000:01:20	32865	2,615.31
82	000:01:21	33264	2,647.06
83	000:01:22	33708	2,682.40
84	000:01:23	34156	2,718.05
85	000:01:24	34600	2,753.38
86	000:01:25	35003	2,785.45
87	000:01:26	35448	2,820.86
88	000:01:27	35893	2,856.27
89	000:01:28	36336	2,891.53
90	000:01:29	36734	2,923.20
91	000:01:30	37167	2,957.66
92	000:01:31	37604	2,992.43
93	000:01:32	37994	3,023.47
94	000:01:33	38429	3,058.08
95	000:01:34	38862	3,092.54
96	000:01:35	39295	3,127.00
97	000:01:36	39730	3,161.61
98	000:01:37	40119	3,192.57
99	000:01:38	40550	3,226.87
100	000:01:39	40990	3,261.88
101	000:01:40	41442	3,297.85
102	000:01:41	41872	3,332.07
103	000:01:42	42357	3,370.66
104	000:01:43	42836	3,408.78
105	000:01:44	43314	3,446.82
106	000:01:45	43740	3,480.72
107	000:01:46	44219	3,518.84
108	000:01:47	44688	3,556.16
109	000:01:48	45160	3,593.72
110	000:01:49	45581	3,627.22
111	000:01:50	46052	3,664.70
112	000:01:51	46514	3,701.47
113	000:01:52	46977	3,738.31
114	000:01:53	47390	3,771.18
115	000:01:54	47855	3,808.18
116	000:01:55	48311	3,844.47

HM Data Download - Concrete Test Results

READ #	TIME	LOAD	STRESS (PSI)
117	000:01:56	48762	3,880.36
118	000:01:57	49166	3,912.51
119	000:01:58	49609	3,947.76
120	000:01:59	50048	3,982.69
121	000:02:00	50486	4,017.55
122	000:02:01	50878	4,048.74
123	000:02:02	51315	4,083.52
124	000:02:03	51744	4,117.66
125	000:02:04	52172	4,151.72
126	000:02:05	52553	4,182.03
127	000:02:06	52976	4,215.70
128	000:02:07	53394	4,248.96
129	000:02:08	53810	4,282.06
130	000:02:09	54181	4,311.59
131	000:02:10	54590	4,344.13
132	000:02:11	54997	4,376.52
133	000:02:12	55400	4,408.59
134	000:02:13	55756	4,436.92
135	000:02:14	56148	4,468.12
136	000:02:15	56540	4,499.31
137	000:02:16	56928	4,530.19
138	000:02:17	57271	4,557.48
139	000:02:18	57651	4,587.72
140	000:02:19	58026	4,617.56
141	000:02:20	58401	4,647.40
142	000:02:21	58755	4,675.57
143	000:02:22	59145	4,706.61
144	000:02:23	59537	4,737.80
145	000:02:24	59923	4,768.52
146	000:02:25	60301	4,798.60
147	000:02:26	60650	4,826.37
148	000:02:27	61042	4,857.57
149	000:02:28	61422	4,887.81
150	000:02:29	61792	4,917.25
151	000:02:30	62120	4,943.35
152	000:02:31	62453	4,969.85
153	000:02:32	62772	4,995.24
154	000:02:33	63044	5,016.88

HM Data Download - Concrete Test Results

READ #	TIME	LOAD	STRESS (PSI)
155	000:02:34	63328	5,039.48
156	000:02:35	63587	5,060.09
157	000:02:36	63819	5,078.55
158	000:02:37	63993	5,092.40
159	000:02:38	64136	5,103.78
160	000:02:39	64194	5,108.40
161	000:02:40	64104	5,101.23
162	000:02:41	63736	5,071.95
163	000:02:42	62023	4,935.63
164	000:02:42	32786	2,609.03

Concrete Test

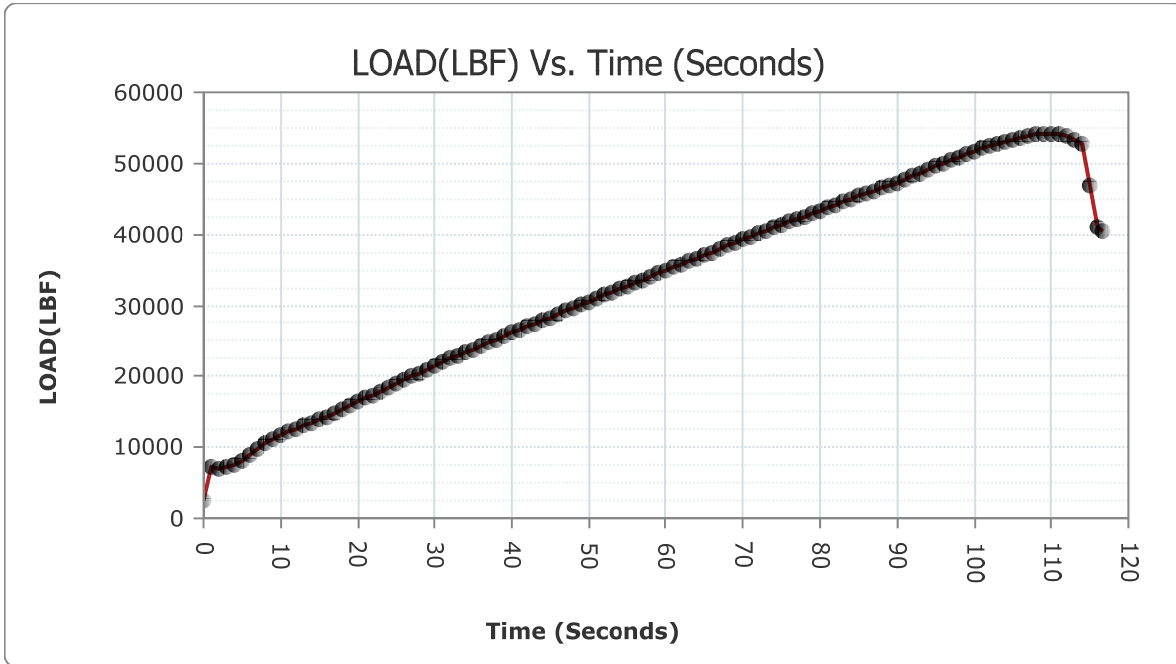
Sample Identification: G35_2

Machine ID: 6a127

Test Type: ASTM C39

5/15/2020

TYPE	PEAK VALUES	UNITS
LOAD	54149	LBF
Diameter	4.00	IN
Length	8.00	IN
Cross-Sectional Area	12.57	IN ²
Sample Age	0.0	day(s)
Corrected Stress	4309.08	PSI
Average Pace Rate	405.36	LBF
Fracture Type	Type 1	
Correction Factor	1.000	
Temperature @ START	84.9	°F
Temperature @ FINISH	84.8	°F



READ #	TIME	LOAD	STRESS (PSI)
1	000:00:00	2556	203.40
2	000:00:01	7153	569.22

HM Data Download - Concrete Test Results

READ #	TIME	LOAD	STRESS (PSI)
3	000:00:02	6953	553.30
4	000:00:03	7153	569.22
5	000:00:04	7651	608.85
6	000:00:05	8145	648.16
7	000:00:06	8987	715.16
8	000:00:07	9840	783.04
9	000:00:08	10598	843.36
10	000:00:09	11125	885.30
11	000:00:10	11680	929.46
12	000:00:11	12184	969.57
13	000:00:12	12640	1,005.86
14	000:00:13	13027	1,036.66
15	000:00:14	13445	1,069.92
16	000:00:15	13859	1,102.86
17	000:00:16	14326	1,140.03
18	000:00:17	14771	1,175.44
19	000:00:18	15314	1,218.65
20	000:00:19	15860	1,262.10
21	000:00:20	16407	1,305.63
22	000:00:21	16889	1,343.98
23	000:00:22	17419	1,386.16
24	000:00:23	17941	1,427.70
25	000:00:24	18458	1,468.84
26	000:00:25	18927	1,506.16
27	000:00:26	19451	1,547.86
28	000:00:27	19969	1,589.08
29	000:00:28	20485	1,630.14
30	000:00:29	20953	1,667.39
31	000:00:30	21476	1,709.01
32	000:00:31	21974	1,748.64
33	000:00:32	22466	1,787.79
34	000:00:33	22899	1,822.24
35	000:00:34	23371	1,859.81
36	000:00:35	23837	1,896.89
37	000:00:36	24299	1,933.65
38	000:00:37	24713	1,966.60
39	000:00:38	25172	2,003.12
40	000:00:39	25635	2,039.97

HM Data Download - Concrete Test Results

READ #	TIME	LOAD	STRESS (PSI)
41	000:00:40	26098	2,076.81
42	000:00:41	26510	2,109.60
43	000:00:42	26972	2,146.36
44	000:00:43	27428	2,182.65
45	000:00:44	27883	2,218.86
46	000:00:45	28293	2,251.49
47	000:00:46	28752	2,288.01
48	000:00:47	29207	2,324.22
49	000:00:48	29664	2,360.59
50	000:00:49	30077	2,393.45
51	000:00:50	30530	2,429.50
52	000:00:51	30985	2,465.71
53	000:00:52	31440	2,501.92
54	000:00:53	31853	2,534.78
55	000:00:54	32306	2,570.83
56	000:00:55	32760	2,606.96
57	000:00:56	33216	2,643.25
58	000:00:57	33625	2,675.79
59	000:00:58	34077	2,711.76
60	000:00:59	34519	2,746.93
61	000:01:00	34965	2,782.43
62	000:01:01	35363	2,814.10
63	000:01:02	35807	2,849.43
64	000:01:03	36248	2,884.52
65	000:01:04	36690	2,919.70
66	000:01:05	37086	2,951.21
67	000:01:06	37525	2,986.14
68	000:01:07	37961	3,020.84
69	000:01:08	38400	3,055.77
70	000:01:09	38793	3,087.05
71	000:01:10	39227	3,121.59
72	000:01:11	39659	3,155.96
73	000:01:12	40089	3,190.18
74	000:01:13	40481	3,221.38
75	000:01:14	40904	3,255.04
76	000:01:15	41331	3,289.02
77	000:01:16	41754	3,322.68
78	000:01:17	42173	3,356.02

HM Data Download - Concrete Test Results

READ #	TIME	LOAD	STRESS (PSI)
79	000:01:18	42552	3,386.18
80	000:01:19	42971	3,419.52
81	000:01:20	43384	3,452.39
82	000:01:21	43799	3,485.41
83	000:01:22	44170	3,514.94
84	000:01:23	44578	3,547.40
85	000:01:24	44982	3,579.55
86	000:01:25	45385	3,611.62
87	000:01:26	45745	3,640.27
88	000:01:27	46145	3,672.10
89	000:01:28	46544	3,703.85
90	000:01:29	46939	3,735.29
91	000:01:30	47302	3,764.17
92	000:01:31	47723	3,797.68
93	000:01:32	48174	3,833.57
94	000:01:33	48592	3,866.83
95	000:01:34	49075	3,905.26
96	000:01:35	49567	3,944.42
97	000:01:36	50040	3,982.06
98	000:01:37	50456	4,015.16
99	000:01:38	50894	4,050.02
100	000:01:39	51324	4,084.23
101	000:01:40	51729	4,116.46
102	000:01:41	52080	4,144.39
103	000:01:42	52454	4,174.16
104	000:01:43	52803	4,201.93
105	000:01:44	53128	4,227.79
106	000:01:45	53385	4,248.24
107	000:01:46	53643	4,268.77
108	000:01:47	53861	4,286.12
109	000:01:48	54032	4,299.73
110	000:01:49	54131	4,307.61
111	000:01:50	54142	4,308.48
112	000:01:51	54049	4,301.08
113	000:01:52	53801	4,281.35
114	000:01:53	53410	4,250.23
115	000:01:54	52800	4,201.69
116	000:01:55	46789	3,723.35

HM Data Download - Concrete Test Results

READ #	TIME	LOAD	STRESS (PSI)
117	000:01:56	41083	3,269.28
118	000:01:56	40573	3,228.70

Concrete Test

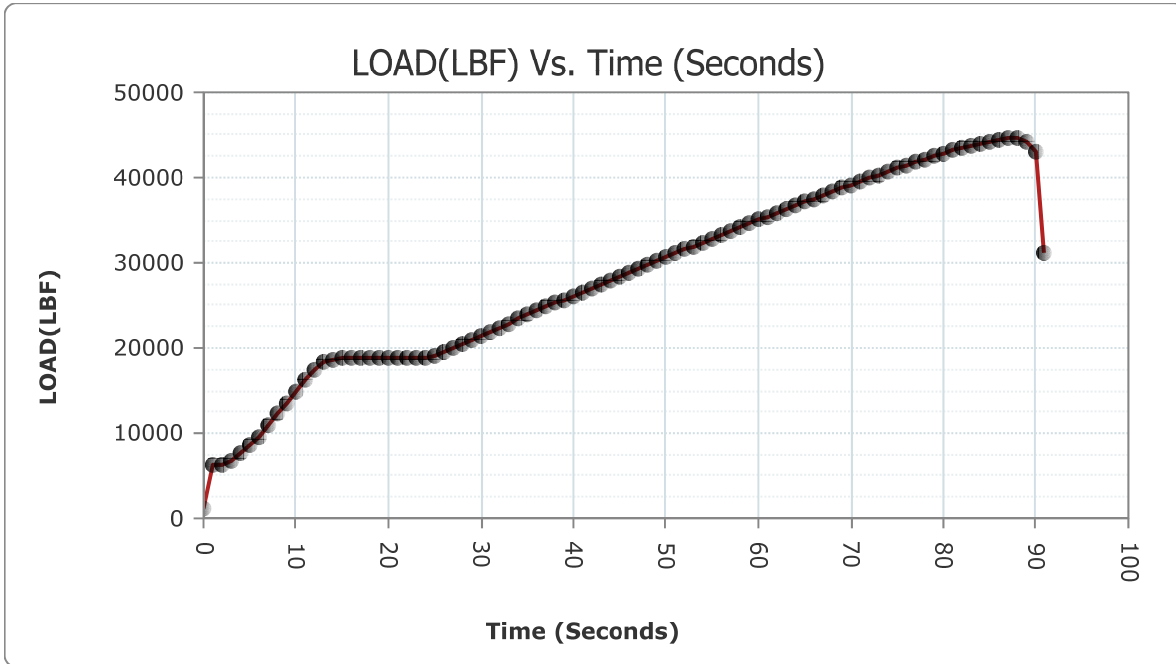
Sample Identification: G35_3

Machine ID: 6a127

Test Type: ASTM C39

5/15/2020

TYPE	PEAK VALUES	UNITS
LOAD	44617	LBF
Diameter	4.00	IN
Length	8.00	IN
Cross-Sectional Area	12.57	IN ²
Sample Age	0.0	day(s)
Corrected Stress	3550.50	PSI
Average Pace Rate	410.43	LBF
Fracture Type	Type 1	
Correction Factor	1.000	
Temperature @ START	84.8	°F
Temperature @ FINISH	85.1	°F



READ #	TIME	LOAD	STRESS (PSI)
1	000:00:00	1239	98.60
2	000:00:01	6295	500.94

HM Data Download - Concrete Test Results

READ #	TIME	LOAD	STRESS (PSI)
3	000:00:02	6228	495.61
4	000:00:03	6799	541.05
5	000:00:04	7585	603.60
6	000:00:05	8489	675.53
7	000:00:06	9606	764.42
8	000:00:07	10858	864.05
9	000:00:08	12212	971.80
10	000:00:09	13480	1,072.70
11	000:00:10	14953	1,189.92
12	000:00:11	16319	1,298.62
13	000:00:12	17496	1,392.29
14	000:00:13	18307	1,456.82
15	000:00:14	18616	1,481.41
16	000:00:15	18829	1,498.36
17	000:00:16	18936	1,506.88
18	000:00:17	18903	1,504.25
19	000:00:18	18872	1,501.79
20	000:00:19	18848	1,499.88
21	000:00:20	18829	1,498.36
22	000:00:21	18814	1,497.17
23	000:00:22	18803	1,496.30
24	000:00:23	18794	1,495.58
25	000:00:24	18821	1,497.73
26	000:00:25	19099	1,519.85
27	000:00:26	19554	1,556.06
28	000:00:27	20019	1,593.06
29	000:00:28	20460	1,628.16
30	000:00:29	20944	1,666.67
31	000:00:30	21431	1,705.42
32	000:00:31	21908	1,743.38
33	000:00:32	22414	1,783.65
34	000:00:33	22879	1,820.65
35	000:00:34	23400	1,862.11
36	000:00:35	23905	1,902.30
37	000:00:36	24383	1,940.34
38	000:00:37	24796	1,973.20
39	000:00:38	25245	2,008.93
40	000:00:39	25691	2,044.42

HM Data Download - Concrete Test Results

READ #	TIME	LOAD	STRESS (PSI)
41	000:00:40	26137	2,079.92
42	000:00:41	26538	2,111.83
43	000:00:42	26983	2,147.24
44	000:00:43	27436	2,183.29
45	000:00:44	27889	2,219.34
46	000:00:45	28303	2,252.28
47	000:00:46	28769	2,289.36
48	000:00:47	29231	2,326.13
49	000:00:48	29701	2,363.53
50	000:00:49	30121	2,396.95
51	000:00:50	30588	2,434.12
52	000:00:51	31051	2,470.96
53	000:00:52	31514	2,507.80
54	000:00:53	31928	2,540.75
55	000:00:54	32386	2,577.20
56	000:00:55	32842	2,613.48
57	000:00:56	33294	2,649.45
58	000:00:57	33702	2,681.92
59	000:00:58	34149	2,717.49
60	000:00:59	34597	2,753.14
61	000:01:00	35042	2,788.55
62	000:01:01	35438	2,820.07
63	000:01:02	35874	2,854.76
64	000:01:03	36309	2,889.38
65	000:01:04	36737	2,923.44
66	000:01:05	37126	2,954.39
67	000:01:06	37548	2,987.97
68	000:01:07	37969	3,021.48
69	000:01:08	38392	3,055.14
70	000:01:09	38766	3,084.90
71	000:01:10	39181	3,117.92
72	000:01:11	39584	3,149.99
73	000:01:12	39984	3,181.83
74	000:01:13	40343	3,210.39
75	000:01:14	40729	3,241.11
76	000:01:15	41107	3,271.19
77	000:01:16	41475	3,300.48
78	000:01:17	41802	3,326.50

HM Data Download - Concrete Test Results

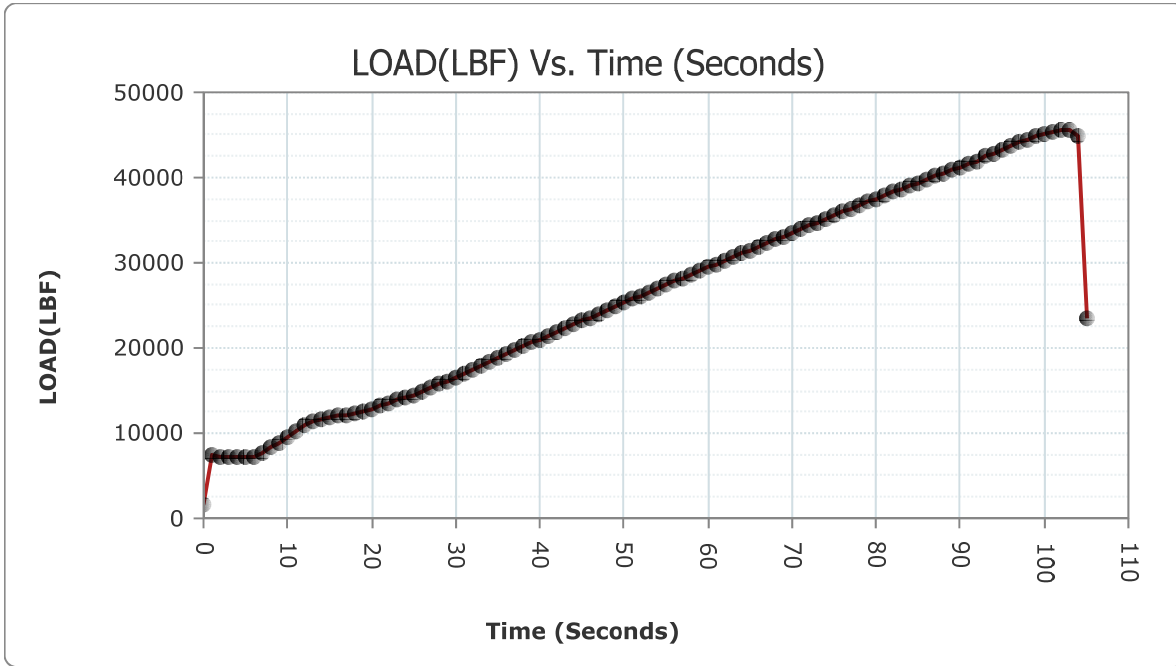
READ #	TIME	LOAD	STRESS (PSI)
79	000:01:18	42153	3,354.43
80	000:01:19	42511	3,382.92
81	000:01:20	42828	3,408.14
82	000:01:21	43160	3,434.56
83	000:01:22	43470	3,459.23
84	000:01:23	43768	3,482.95
85	000:01:24	44042	3,504.75
86	000:01:25	44262	3,522.26
87	000:01:26	44481	3,539.69
88	000:01:27	44610	3,549.95
89	000:01:28	44564	3,546.29
90	000:01:29	44251	3,521.38
91	000:01:30	43043	3,425.25
92	000:01:30	31252	2,486.96

Concrete Test

Sample Identification: G4_1
 Machine ID: 6a127

Test Type: ASTM C39
 5/15/2020

TYPE	PEAK VALUES	UNITS
LOAD	45548	LBF
Diameter	4.00	IN
Length	8.00	IN
Cross-Sectional Area	12.57	IN ²
Sample Age	0.0	day(s)
Corrected Stress	3624.62	PSI
Average Pace Rate	392.75	LBF
Fracture Type	Type 1	
Correction Factor	1.000	
Temperature @ START	86.0	°F
Temperature @ FINISH	85.7	°F



READ #	TIME	LOAD	STRESS (PSI)
1	000:00:00	1594	126.85
2	000:00:01	7538	599.85

HM Data Download - Concrete Test Results

READ #	TIME	LOAD	STRESS (PSI)
3	000:00:02	7324	582.83
4	000:00:03	7203	573.20
5	000:00:04	7117	566.35
6	000:00:05	7149	568.90
7	000:00:06	7307	581.47
8	000:00:07	7724	614.66
9	000:00:08	8291	659.78
10	000:00:09	8917	709.59
11	000:00:10	9651	768.00
12	000:00:11	10301	819.73
13	000:00:12	10897	867.16
14	000:00:13	11352	903.36
15	000:00:14	11647	926.84
16	000:00:15	11821	940.69
17	000:00:16	11993	954.37
18	000:00:17	12182	969.41
19	000:00:18	12399	986.68
20	000:00:19	12621	1,004.35
21	000:00:20	12879	1,024.88
22	000:00:21	13163	1,047.48
23	000:00:22	13505	1,074.69
24	000:00:23	13848	1,101.99
25	000:00:24	14192	1,129.36
26	000:00:25	14511	1,154.75
27	000:00:26	14914	1,186.82
28	000:00:27	15328	1,219.76
29	000:00:28	15762	1,254.30
30	000:00:29	16154	1,285.49
31	000:00:30	16599	1,320.91
32	000:00:31	17039	1,355.92
33	000:00:32	17491	1,391.89
34	000:00:33	17938	1,427.46
35	000:00:34	18346	1,459.93
36	000:00:35	18800	1,496.06
37	000:00:36	19257	1,532.42
38	000:00:37	19714	1,568.79
39	000:00:38	20126	1,601.58
40	000:00:39	20582	1,637.86

HM Data Download - Concrete Test Results

READ #	TIME	LOAD	STRESS (PSI)
41	000:00:40	21040	1,674.31
42	000:00:41	21490	1,710.12
43	000:00:42	21894	1,742.27
44	000:00:43	22340	1,777.76
45	000:00:44	22778	1,812.62
46	000:00:45	23215	1,847.39
47	000:00:46	23604	1,878.35
48	000:00:47	24038	1,912.88
49	000:00:48	24472	1,947.42
50	000:00:49	24902	1,981.64
51	000:00:50	25287	2,012.28
52	000:00:51	25714	2,046.26
53	000:00:52	26147	2,080.71
54	000:00:53	26576	2,114.85
55	000:00:54	26953	2,144.85
56	000:00:55	27378	2,178.67
57	000:00:56	27798	2,212.09
58	000:00:57	28221	2,245.76
59	000:00:58	28602	2,276.07
60	000:00:59	29031	2,310.21
61	000:01:00	29450	2,343.56
62	000:01:01	29824	2,373.32
63	000:01:02	30241	2,406.50
64	000:01:03	30661	2,439.92
65	000:01:04	31082	2,473.43
66	000:01:05	31459	2,503.43
67	000:01:06	31872	2,536.29
68	000:01:07	32288	2,569.40
69	000:01:08	32700	2,602.18
70	000:01:09	33080	2,632.42
71	000:01:10	33496	2,665.53
72	000:01:11	33916	2,698.95
73	000:01:12	34334	2,732.21
74	000:01:13	34707	2,761.90
75	000:01:14	35122	2,794.92
76	000:01:15	35533	2,827.63
77	000:01:16	35945	2,860.41
78	000:01:17	36351	2,892.72

HM Data Download - Concrete Test Results

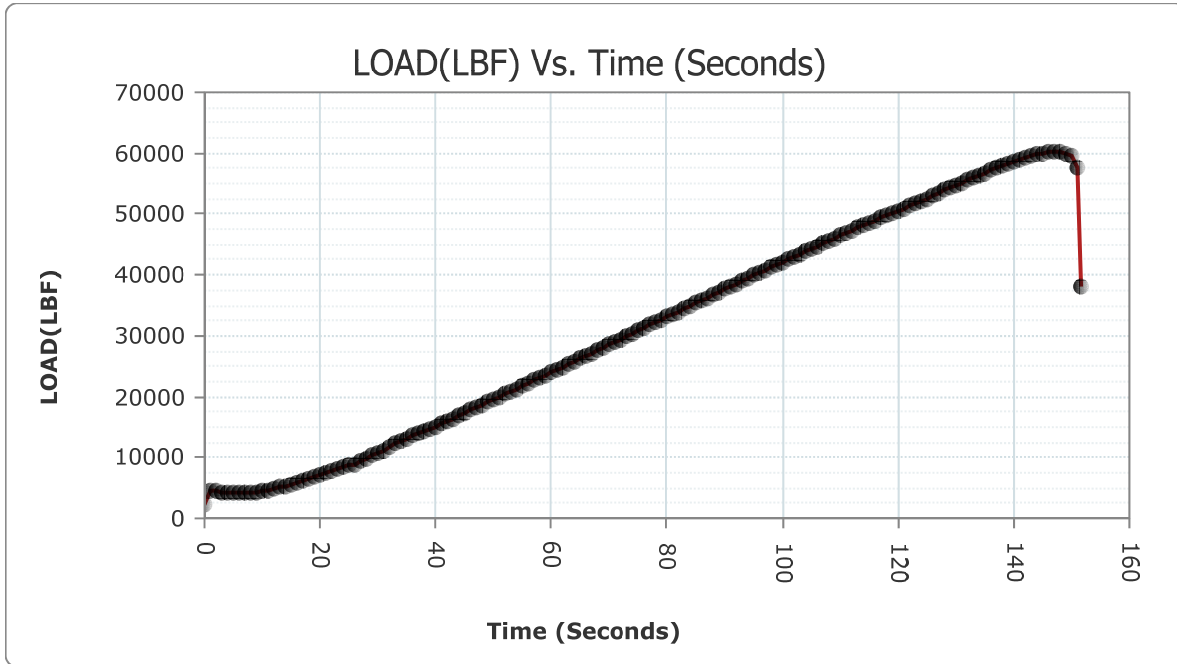
READ #	TIME	LOAD	STRESS (PSI)
79	000:01:18	36720	2,922.08
80	000:01:19	37122	2,954.07
81	000:01:20	37517	2,985.51
82	000:01:21	37913	3,017.02
83	000:01:22	38266	3,045.11
84	000:01:23	38652	3,075.83
85	000:01:24	39034	3,106.23
86	000:01:25	39414	3,136.47
87	000:01:26	39752	3,163.36
88	000:01:27	40119	3,192.57
89	000:01:28	40483	3,221.53
90	000:01:29	40844	3,250.26
91	000:01:30	41160	3,275.41
92	000:01:31	41528	3,304.69
93	000:01:32	41962	3,339.23
94	000:01:33	42443	3,377.51
95	000:01:34	42859	3,410.61
96	000:01:35	43310	3,446.50
97	000:01:36	43741	3,480.80
98	000:01:37	44147	3,513.11
99	000:01:38	44485	3,540.00
100	000:01:39	44819	3,566.58
101	000:01:40	45121	3,590.61
102	000:01:41	45364	3,609.95
103	000:01:42	45512	3,621.73
104	000:01:43	45521	3,622.45
105	000:01:44	44999	3,580.91
106	000:01:45	23519	1,871.58

Concrete Test

Sample Identification: G4_2
 Machine ID: 6a127

Test Type: ASTM C39
 5/15/2020

TYPE	PEAK VALUES	UNITS
LOAD	60271	LBF
Diameter	4.00	IN
Length	8.00	IN
Cross-Sectional Area	12.57	IN ²
Sample Age	0.0	day(s)
Corrected Stress	4796.20	PSI
Average Pace Rate	414.84	LBF
Fracture Type	Type 1	
Correction Factor	1.000	
Temperature @ START	85.6	°F
Temperature @ FINISH	85.5	°F



READ #	TIME	LOAD	STRESS (PSI)
1	000:00:00	2162	172.05
2	000:00:01	4570	363.67

HM Data Download - Concrete Test Results

READ #	TIME	LOAD	STRESS (PSI)
3	000:00:02	4432	352.69
4	000:00:03	4356	346.64
5	000:00:04	4297	341.94
6	000:00:05	4281	340.67
7	000:00:06	4270	339.80
8	000:00:07	4261	339.08
9	000:00:08	4252	338.36
10	000:00:09	4273	340.03
11	000:00:10	4425	352.13
12	000:00:11	4636	368.92
13	000:00:12	4850	385.95
14	000:00:13	5051	401.95
15	000:00:14	5281	420.25
16	000:00:15	5530	440.06
17	000:00:16	5824	463.46
18	000:00:17	6105	485.82
19	000:00:18	6419	510.81
20	000:00:19	6767	538.50
21	000:00:20	7143	568.42
22	000:00:21	7502	596.99
23	000:00:22	7799	620.62
24	000:00:23	8123	646.41
25	000:00:24	8442	671.79
26	000:00:25	8703	692.56
27	000:00:26	8942	711.58
28	000:00:27	9349	743.97
29	000:00:28	9786	778.75
30	000:00:29	10266	816.94
31	000:00:30	10713	852.51
32	000:00:31	11231	893.73
33	000:00:32	11754	935.35
34	000:00:33	12238	973.87
35	000:00:34	12649	1,006.58
36	000:00:35	13110	1,043.26
37	000:00:36	13524	1,076.21
38	000:00:37	13906	1,106.60
39	000:00:38	14239	1,133.10
40	000:00:39	14658	1,166.45

HM Data Download - Concrete Test Results

READ #	TIME	LOAD	STRESS (PSI)
41	000:00:40	15095	1,201.22
42	000:00:41	15530	1,235.84
43	000:00:42	15939	1,268.39
44	000:00:43	16406	1,305.55
45	000:00:44	16875	1,342.87
46	000:00:45	17345	1,380.27
47	000:00:46	17761	1,413.38
48	000:00:47	18229	1,450.62
49	000:00:48	18688	1,487.14
50	000:00:49	19140	1,523.11
51	000:00:50	19540	1,554.94
52	000:00:51	19987	1,590.51
53	000:00:52	20437	1,626.32
54	000:00:53	20886	1,662.06
55	000:00:54	21293	1,694.44
56	000:00:55	21748	1,730.65
57	000:00:56	22202	1,766.78
58	000:00:57	22658	1,803.07
59	000:00:58	23070	1,835.85
60	000:00:59	23544	1,873.57
61	000:01:00	24004	1,910.18
62	000:01:01	24420	1,943.28
63	000:01:02	24881	1,979.97
64	000:01:03	25343	2,016.73
65	000:01:04	25810	2,053.89
66	000:01:05	26233	2,087.56
67	000:01:06	26700	2,124.72
68	000:01:07	27167	2,161.88
69	000:01:08	27633	2,198.96
70	000:01:09	28059	2,232.86
71	000:01:10	28527	2,270.11
72	000:01:11	28994	2,307.27
73	000:01:12	29462	2,344.51
74	000:01:13	29885	2,378.17
75	000:01:14	30357	2,415.73
76	000:01:15	30825	2,452.98
77	000:01:16	31294	2,490.30
78	000:01:17	31761	2,527.46

HM Data Download - Concrete Test Results

READ #	TIME	LOAD	STRESS (PSI)
79	000:01:18	32185	2,561.20
80	000:01:19	32655	2,598.60
81	000:01:20	33124	2,635.92
82	000:01:21	33592	2,673.17
83	000:01:22	34011	2,706.51
84	000:01:23	34476	2,743.51
85	000:01:24	34942	2,780.60
86	000:01:25	35411	2,817.92
87	000:01:26	35827	2,851.02
88	000:01:27	36289	2,887.79
89	000:01:28	36755	2,924.87
90	000:01:29	37218	2,961.71
91	000:01:30	37634	2,994.82
92	000:01:31	38098	3,031.74
93	000:01:32	38560	3,068.51
94	000:01:33	39023	3,105.35
95	000:01:34	39436	3,138.22
96	000:01:35	39895	3,174.74
97	000:01:36	40354	3,211.27
98	000:01:37	40810	3,247.56
99	000:01:38	41218	3,280.02
100	000:01:39	41675	3,316.39
101	000:01:40	42130	3,352.60
102	000:01:41	42582	3,388.57
103	000:01:42	42985	3,420.64
104	000:01:43	43432	3,456.21
105	000:01:44	43880	3,491.86
106	000:01:45	44325	3,527.27
107	000:01:46	44725	3,559.10
108	000:01:47	45163	3,593.96
109	000:01:48	45605	3,629.13
110	000:01:49	46044	3,664.07
111	000:01:50	46435	3,695.18
112	000:01:51	46871	3,729.88
113	000:01:52	47302	3,764.17
114	000:01:53	47729	3,798.15
115	000:01:54	48114	3,828.79
116	000:01:55	48536	3,862.37

HM Data Download - Concrete Test Results

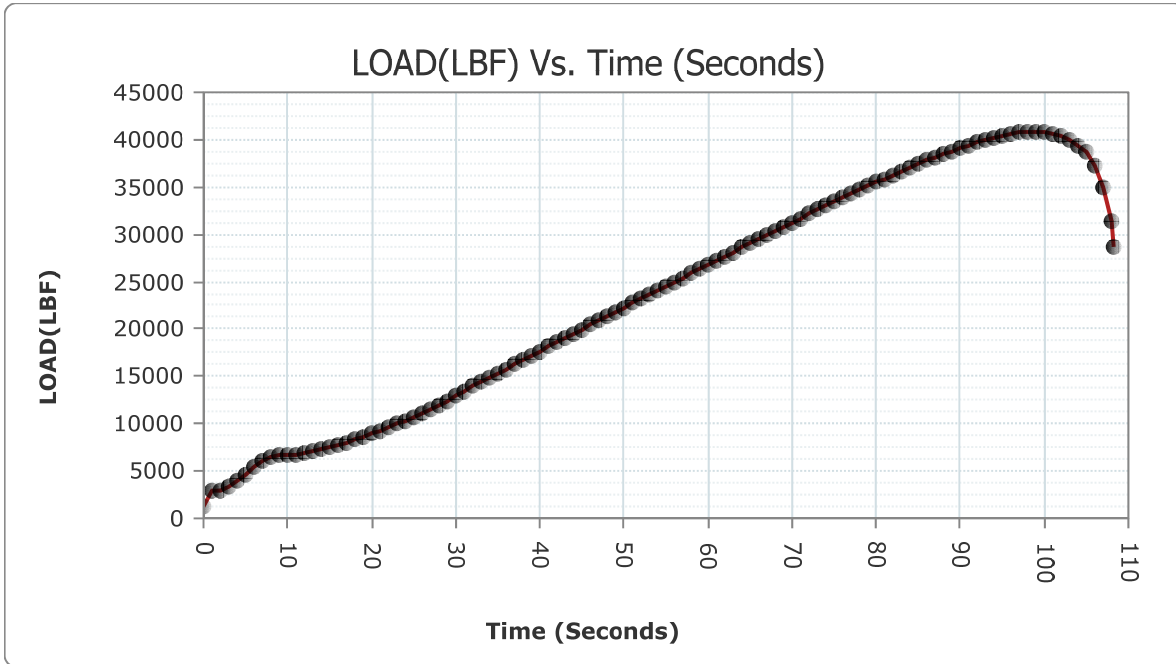
READ #	TIME	LOAD	STRESS (PSI)
117	000:01:56	48960	3,896.11
118	000:01:57	49379	3,929.46
119	000:01:58	49751	3,959.06
120	000:01:59	50170	3,992.40
121	000:02:00	50584	4,025.35
122	000:02:01	50952	4,054.63
123	000:02:02	51359	4,087.02
124	000:02:03	51763	4,119.17
125	000:02:04	52183	4,152.59
126	000:02:05	52573	4,183.63
127	000:02:06	53020	4,219.20
128	000:02:07	53470	4,255.01
129	000:02:08	53916	4,290.50
130	000:02:09	54361	4,325.91
131	000:02:10	54755	4,357.26
132	000:02:11	55184	4,391.40
133	000:02:12	55602	4,424.67
134	000:02:13	56012	4,457.29
135	000:02:14	56372	4,485.94
136	000:02:15	56765	4,517.22
137	000:02:16	57147	4,547.61
138	000:02:17	57527	4,577.85
139	000:02:18	57864	4,604.67
140	000:02:19	58230	4,633.80
141	000:02:20	58586	4,662.13
142	000:02:21	58921	4,688.78
143	000:02:22	59207	4,711.54
144	000:02:23	59504	4,735.18
145	000:02:24	59774	4,756.66
146	000:02:25	60007	4,775.21
147	000:02:26	60168	4,788.02
148	000:02:27	60264	4,795.66
149	000:02:28	60237	4,793.51
150	000:02:29	59996	4,774.33
151	000:02:30	59426	4,728.97
152	000:02:31	57744	4,595.12
153	000:02:31	37955	3,020.36

Concrete Test

Sample Identification: G4_3
 Machine ID: 6a127

Test Type: ASTM C39
 5/15/2020

TYPE	PEAK VALUES	UNITS
LOAD	40906	LBF
Diameter	4.00	IN
Length	8.00	IN
Cross-Sectional Area	12.57	IN ²
Sample Age	0.0	day(s)
Corrected Stress	3255.19	PSI
Average Pace Rate	399.44	LBF
Fracture Type	Type 1	
Correction Factor	1.000	
Temperature @ START	85.4	°F
Temperature @ FINISH	85.3	°F



READ #	TIME	LOAD	STRESS (PSI)
1	000:00:00	1161	92.39
2	000:00:01	2928	233.00

HM Data Download - Concrete Test Results

READ #	TIME	LOAD	STRESS (PSI)
3	000:00:02	2952	234.91
4	000:00:03	3419	272.08
5	000:00:04	4011	319.19
6	000:00:05	4630	368.44
7	000:00:06	5378	427.97
8	000:00:07	6048	481.28
9	000:00:08	6533	519.88
10	000:00:09	6641	528.47
11	000:00:10	6691	532.45
12	000:00:11	6756	537.63
13	000:00:12	6880	547.49
14	000:00:13	7057	561.58
15	000:00:14	7246	576.62
16	000:00:15	7445	592.45
17	000:00:16	7694	612.27
18	000:00:17	8006	637.10
19	000:00:18	8323	662.32
20	000:00:19	8642	687.71
21	000:00:20	8971	713.89
22	000:00:21	9270	737.68
23	000:00:22	9612	764.90
24	000:00:23	9957	792.35
25	000:00:24	10311	820.52
26	000:00:25	10663	848.53
27	000:00:26	11078	881.56
28	000:00:27	11528	917.37
29	000:00:28	12008	955.57
30	000:00:29	12451	990.82
31	000:00:30	12955	1,030.93
32	000:00:31	13468	1,071.75
33	000:00:32	13946	1,109.79
34	000:00:33	14368	1,143.37
35	000:00:34	14844	1,181.25
36	000:00:35	15329	1,219.84
37	000:00:36	15801	1,257.40
38	000:00:37	16229	1,291.46
39	000:00:38	16707	1,329.50
40	000:00:39	17194	1,368.26

HM Data Download - Concrete Test Results

READ #	TIME	LOAD	STRESS (PSI)
41	000:00:40	17674	1,406.45
42	000:00:41	18106	1,440.83
43	000:00:42	18589	1,479.27
44	000:00:43	19062	1,516.91
45	000:00:44	19537	1,554.71
46	000:00:45	19962	1,588.53
47	000:00:46	20433	1,626.01
48	000:00:47	20905	1,663.57
49	000:00:48	21378	1,701.21
50	000:00:49	21803	1,735.03
51	000:00:50	22272	1,772.35
52	000:00:51	22747	1,810.15
53	000:00:52	23213	1,847.23
54	000:00:53	23626	1,880.10
55	000:00:54	24085	1,916.62
56	000:00:55	24545	1,953.23
57	000:00:56	25001	1,989.52
58	000:00:57	25414	2,022.38
59	000:00:58	25873	2,058.91
60	000:00:59	26334	2,095.59
61	000:01:00	26796	2,132.36
62	000:01:01	27209	2,165.22
63	000:01:02	27670	2,201.91
64	000:01:03	28136	2,238.99
65	000:01:04	28599	2,275.84
66	000:01:05	29064	2,312.84
67	000:01:06	29477	2,345.71
68	000:01:07	29933	2,381.99
69	000:01:08	30392	2,418.52
70	000:01:09	30798	2,450.83
71	000:01:10	31250	2,486.80
72	000:01:11	31699	2,522.53
73	000:01:12	32146	2,558.10
74	000:01:13	32554	2,590.56
75	000:01:14	32991	2,625.34
76	000:01:15	33426	2,659.96
77	000:01:16	33857	2,694.25
78	000:01:17	34245	2,725.13

HM Data Download - Concrete Test Results

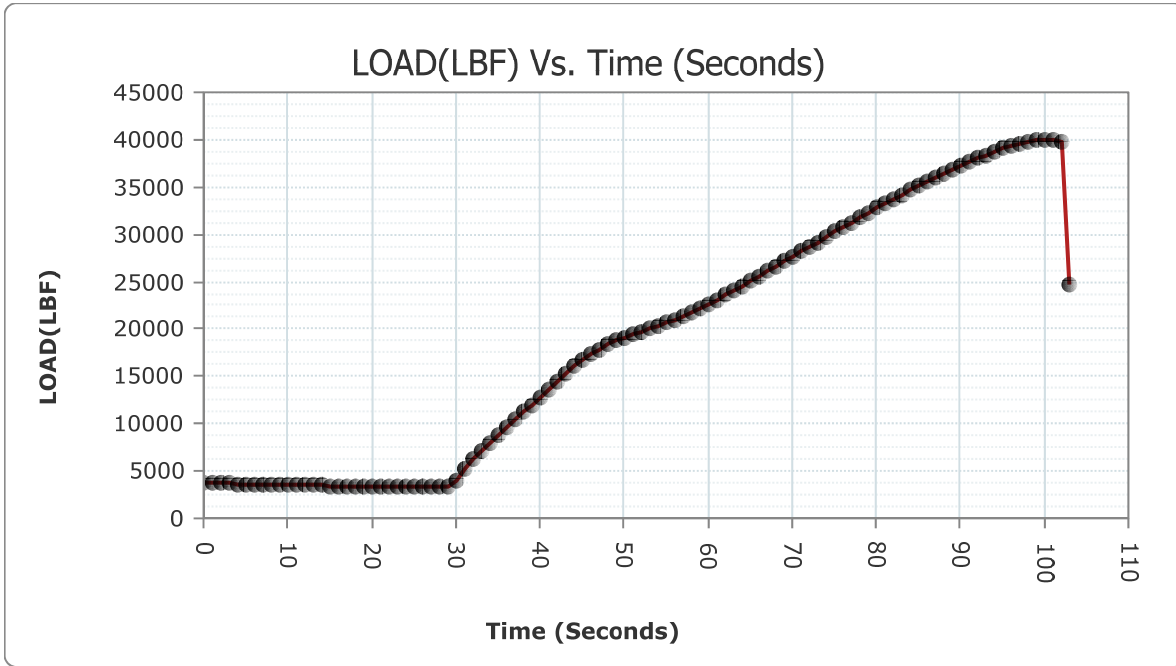
READ #	TIME	LOAD	STRESS (PSI)
79	000:01:18	34676	2,759.43
80	000:01:19	35094	2,792.69
81	000:01:20	35513	2,826.03
82	000:01:21	35880	2,855.24
83	000:01:22	36283	2,887.31
84	000:01:23	36677	2,918.66
85	000:01:24	37067	2,949.70
86	000:01:25	37409	2,976.91
87	000:01:26	37780	3,006.44
88	000:01:27	38143	3,035.32
89	000:01:28	38494	3,063.26
90	000:01:29	38800	3,087.61
91	000:01:30	39131	3,113.95
92	000:01:31	39449	3,139.25
93	000:01:32	39747	3,162.97
94	000:01:33	40005	3,183.50
95	000:01:34	40261	3,203.87
96	000:01:35	40492	3,222.25
97	000:01:36	40678	3,237.05
98	000:01:37	40805	3,247.16
99	000:01:38	40903	3,254.96
100	000:01:39	40876	3,252.81
101	000:01:40	40774	3,244.69
102	000:01:41	40623	3,232.68
103	000:01:42	40355	3,211.35
104	000:01:43	39953	3,179.36
105	000:01:44	39410	3,136.15
106	000:01:45	38698	3,079.49
107	000:01:46	37188	2,959.33
108	000:01:47	34857	2,773.83
109	000:01:48	31329	2,493.08
110	000:01:48	28633	2,278.54

Concrete Test

Sample Identification: G6_1
 Machine ID: 6a127

Test Type: ASTM C39
 5/15/2020

TYPE	PEAK VALUES	UNITS
LOAD	40021	LBF
Diameter	4.00	IN
Length	8.00	IN
Cross-Sectional Area	12.57	IN ²
Sample Age	0.0	day(s)
Corrected Stress	3184.78	PSI
Average Pace Rate	429.71	LBF
Fracture Type	Type 1	
Correction Factor	1.000	
Temperature @ START	82.6	°F
Temperature @ FINISH	82.8	°F



READ #	TIME	LOAD	STRESS (PSI)
1	000:00:00	3784	301.12
2	000:00:01	3733	297.06

HM Data Download - Concrete Test Results

READ #	TIME	LOAD	STRESS (PSI)
3	000:00:02	3705	294.83
4	000:00:03	3679	292.77
5	000:00:04	3656	290.94
6	000:00:05	3629	288.79
7	000:00:06	3607	287.04
8	000:00:07	3588	285.52
9	000:00:08	3567	283.85
10	000:00:09	3546	282.18
11	000:00:10	3525	280.51
12	000:00:11	3508	279.16
13	000:00:12	3491	277.80
14	000:00:13	3470	276.13
15	000:00:14	3455	274.94
16	000:00:15	3438	273.59
17	000:00:16	3421	272.23
18	000:00:17	3408	271.20
19	000:00:18	3395	270.17
20	000:00:19	3379	268.89
21	000:00:20	3366	267.86
22	000:00:21	3351	266.66
23	000:00:22	3337	265.55
24	000:00:23	3327	264.75
25	000:00:24	3311	263.48
26	000:00:25	3299	262.53
27	000:00:26	3290	261.81
28	000:00:27	3280	261.01
29	000:00:28	3266	259.90
30	000:00:29	3257	259.18
31	000:00:30	3893	309.80
32	000:00:31	5155	410.22
33	000:00:32	6182	491.95
34	000:00:33	7159	569.70
35	000:00:34	8032	639.17
36	000:00:35	8761	697.18
37	000:00:36	9580	762.35
38	000:00:37	10431	830.07
39	000:00:38	11273	897.08
40	000:00:39	12011	955.80

HM Data Download - Concrete Test Results

READ #	TIME	LOAD	STRESS (PSI)
41	000:00:40	12839	1,021.70
42	000:00:41	13674	1,088.14
43	000:00:42	14544	1,157.37
44	000:00:43	15303	1,217.77
45	000:00:44	16059	1,277.93
46	000:00:45	16778	1,335.15
47	000:00:46	17386	1,383.53
48	000:00:47	17895	1,424.04
49	000:00:48	18314	1,457.38
50	000:00:49	18740	1,491.28
51	000:00:50	19122	1,521.68
52	000:00:51	19434	1,546.51
53	000:00:52	19736	1,570.54
54	000:00:53	20025	1,593.54
55	000:00:54	20339	1,618.53
56	000:00:55	20636	1,642.16
57	000:00:56	21004	1,671.45
58	000:00:57	21380	1,701.37
59	000:00:58	21772	1,732.56
60	000:00:59	22154	1,762.96
61	000:01:00	22599	1,798.37
62	000:01:01	23089	1,837.36
63	000:01:02	23565	1,875.24
64	000:01:03	24017	1,911.21
65	000:01:04	24534	1,952.35
66	000:01:05	25056	1,993.89
67	000:01:06	25587	2,036.15
68	000:01:07	26119	2,078.48
69	000:01:08	26594	2,116.28
70	000:01:09	27124	2,158.46
71	000:01:10	27654	2,200.64
72	000:01:11	28184	2,242.81
73	000:01:12	28662	2,280.85
74	000:01:13	29191	2,322.95
75	000:01:14	29725	2,365.44
76	000:01:15	30250	2,407.22
77	000:01:16	30723	2,444.86
78	000:01:17	31247	2,486.56

HM Data Download - Concrete Test Results

READ #	TIME	LOAD	STRESS (PSI)
79	000:01:18	31771	2,528.26
80	000:01:19	32247	2,566.13
81	000:01:20	32772	2,607.91
82	000:01:21	33287	2,648.90
83	000:01:22	33778	2,687.97
84	000:01:23	34215	2,722.74
85	000:01:24	34698	2,761.18
86	000:01:25	35166	2,798.42
87	000:01:26	35623	2,834.79
88	000:01:27	36018	2,866.22
89	000:01:28	36450	2,900.60
90	000:01:29	36873	2,934.26
91	000:01:30	37285	2,967.05
92	000:01:31	37647	2,995.85
93	000:01:32	38035	3,026.73
94	000:01:33	38401	3,055.85
95	000:01:34	38745	3,083.23
96	000:01:35	39037	3,106.47
97	000:01:36	39332	3,129.94
98	000:01:37	39590	3,150.47
99	000:01:38	39803	3,167.42
100	000:01:39	39933	3,177.77
101	000:01:40	40006	3,183.58
102	000:01:41	39975	3,181.11
103	000:01:42	39674	3,157.16
104	000:01:42	24721	1,967.23

Concrete Test

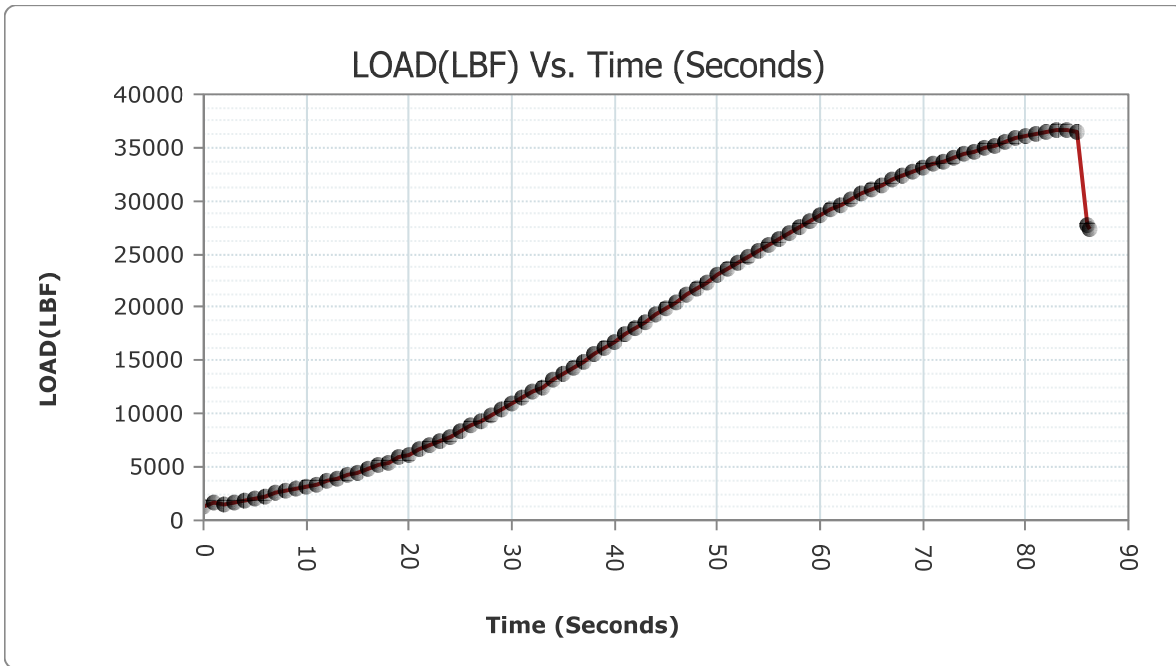
Sample Identification: G6_2

Machine ID: 6a127

Test Type: ASTM C39

5/15/2020

TYPE	PEAK VALUES	UNITS
LOAD	36711	LBF
Diameter	4.00	IN
Length	8.00	IN
Cross-Sectional Area	12.57	IN ²
Sample Age	0.0	day(s)
Corrected Stress	2921.34	PSI
Average Pace Rate	453.44	LBF
Fracture Type	Type 1	
Correction Factor	1.000	
Temperature @ START	82.8	°F
Temperature @ FINISH	82.9	°F



READ #	TIME	LOAD	STRESS (PSI)
1	000:00:00	1216	96.77
2	000:00:01	1605	127.72

HM Data Download - Concrete Test Results

READ #	TIME	LOAD	STRESS (PSI)
3	000:00:02	1557	123.90
4	000:00:03	1663	132.34
5	000:00:04	1911	152.07
6	000:00:05	2092	166.48
7	000:00:06	2302	183.19
8	000:00:07	2519	200.46
9	000:00:08	2721	216.53
10	000:00:09	2945	234.36
11	000:00:10	3162	251.62
12	000:00:11	3413	271.60
13	000:00:12	3647	290.22
14	000:00:13	3922	312.10
15	000:00:14	4211	335.10
16	000:00:15	4517	359.45
17	000:00:16	4799	381.89
18	000:00:17	5128	408.07
19	000:00:18	5483	436.32
20	000:00:19	5862	466.48
21	000:00:20	6216	494.65
22	000:00:21	6624	527.12
23	000:00:22	7045	560.62
24	000:00:23	7483	595.48
25	000:00:24	7892	628.03
26	000:00:25	8356	664.95
27	000:00:26	8842	703.62
28	000:00:27	9343	743.49
29	000:00:28	9856	784.32
30	000:00:29	10334	822.35
31	000:00:30	10886	866.28
32	000:00:31	11443	910.60
33	000:00:32	12010	955.73
34	000:00:33	12533	997.34
35	000:00:34	13128	1,044.69
36	000:00:35	13737	1,093.16
37	000:00:36	14359	1,142.65
38	000:00:37	14934	1,188.41
39	000:00:38	15567	1,238.78
40	000:00:39	16197	1,288.92

HM Data Download - Concrete Test Results

READ #	TIME	LOAD	STRESS (PSI)
41	000:00:40	16835	1,339.69
42	000:00:41	17415	1,385.84
43	000:00:42	18049	1,436.29
44	000:00:43	18687	1,487.06
45	000:00:44	19328	1,538.07
46	000:00:45	19901	1,583.67
47	000:00:46	20540	1,634.52
48	000:00:47	21184	1,685.77
49	000:00:48	21819	1,736.30
50	000:00:49	22375	1,780.55
51	000:00:50	22980	1,828.69
52	000:00:51	23566	1,875.32
53	000:00:52	24145	1,921.40
54	000:00:53	24670	1,963.18
55	000:00:54	25263	2,010.37
56	000:00:55	25854	2,057.40
57	000:00:56	26441	2,104.11
58	000:00:57	26960	2,145.41
59	000:00:58	27532	2,190.93
60	000:00:59	28098	2,235.97
61	000:01:00	28649	2,279.81
62	000:01:01	29137	2,318.65
63	000:01:02	29665	2,360.67
64	000:01:03	30181	2,401.73
65	000:01:04	30670	2,440.64
66	000:01:05	31089	2,473.98
67	000:01:06	31528	2,508.92
68	000:01:07	31953	2,542.74
69	000:01:08	32321	2,572.02
70	000:01:09	32708	2,602.82
71	000:01:10	33067	2,631.39
72	000:01:11	33410	2,658.68
73	000:01:12	33711	2,682.64
74	000:01:13	34034	2,708.34
75	000:01:14	34344	2,733.01
76	000:01:15	34655	2,757.76
77	000:01:16	34934	2,779.96
78	000:01:17	35243	2,804.55

HM Data Download - Concrete Test Results

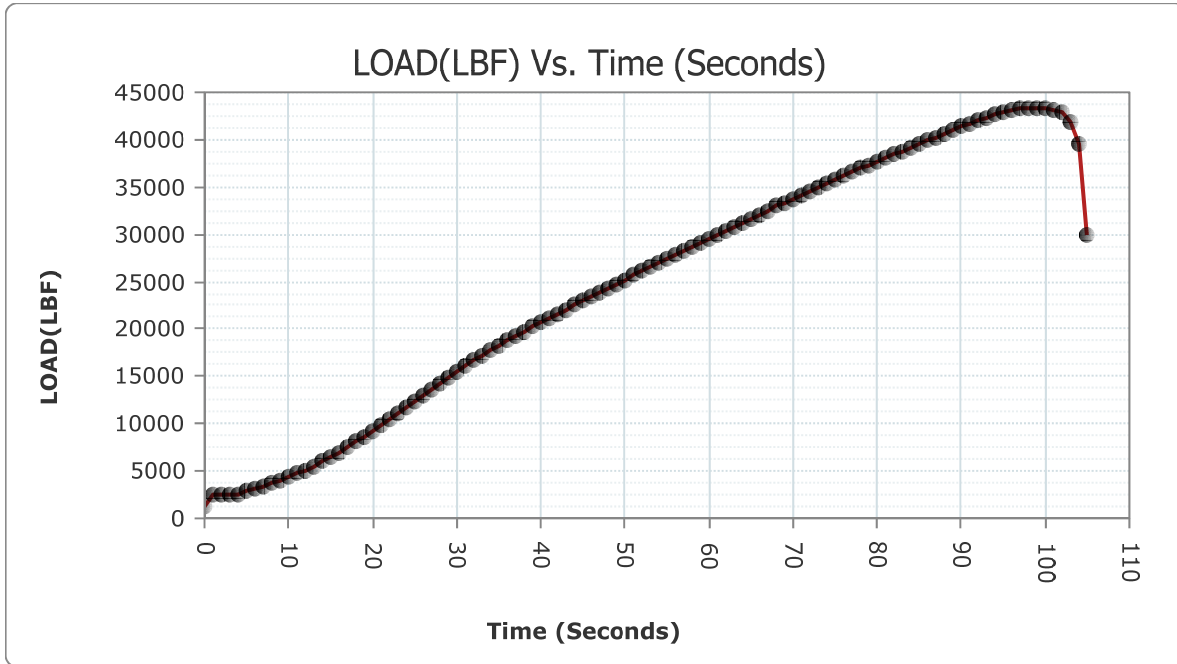
READ #	TIME	LOAD	STRESS (PSI)
79	000:01:18	35536	2,827.86
80	000:01:19	35820	2,850.47
81	000:01:20	36057	2,869.32
82	000:01:21	36277	2,886.83
83	000:01:22	36476	2,902.67
84	000:01:23	36640	2,915.72
85	000:01:24	36709	2,921.21
86	000:01:25	36425	2,898.61
87	000:01:26	27768	2,209.71
88	000:01:26	27274	2,170.40

Concrete Test

Sample Identification: G6_3
 Machine ID: 6a127

Test Type: ASTM C39
 5/15/2020

TYPE	PEAK VALUES	UNITS
LOAD	43414	LBF
Diameter	4.00	IN
Length	8.00	IN
Cross-Sectional Area	12.57	IN ²
Sample Age	0.0	day(s)
Corrected Stress	3454.80	PSI
Average Pace Rate	388.54	LBF
Fracture Type	Type 1	
Correction Factor	1.000	
Temperature @ START	83.2	°F
Temperature @ FINISH	82.9	°F



READ #	TIME	LOAD	STRESS (PSI)
1	000:00:00	1186	94.38
2	000:00:01	2583	205.55

HM Data Download - Concrete Test Results

READ #	TIME	LOAD	STRESS (PSI)
3	000:00:02	2481	197.43
4	000:00:03	2430	193.37
5	000:00:04	2579	205.23
6	000:00:05	2829	225.12
7	000:00:06	3080	245.10
8	000:00:07	3367	267.94
9	000:00:08	3678	292.69
10	000:00:09	3981	316.80
11	000:00:10	4334	344.89
12	000:00:11	4714	375.13
13	000:00:12	5082	404.41
14	000:00:13	5514	438.79
15	000:00:14	5981	475.95
16	000:00:15	6477	515.42
17	000:00:16	6949	552.98
18	000:00:17	7494	596.35
19	000:00:18	8064	641.71
20	000:00:19	8660	689.14
21	000:00:20	9200	732.11
22	000:00:21	9802	780.02
23	000:00:22	10423	829.44
24	000:00:23	11063	880.37
25	000:00:24	11639	926.20
26	000:00:25	12299	978.72
27	000:00:26	12965	1,031.72
28	000:00:27	13629	1,084.56
29	000:00:28	14211	1,130.88
30	000:00:29	14851	1,181.81
31	000:00:30	15477	1,231.62
32	000:00:31	16088	1,280.24
33	000:00:32	16670	1,326.56
34	000:00:33	17198	1,368.57
35	000:00:34	17744	1,412.02
36	000:00:35	18243	1,451.73
37	000:00:36	18750	1,492.08
38	000:00:37	19209	1,528.60
39	000:00:38	19726	1,569.75
40	000:00:39	20234	1,610.17

HM Data Download - Concrete Test Results

READ #	TIME	LOAD	STRESS (PSI)
41	000:00:40	20697	1,647.01
42	000:00:41	21118	1,680.52
43	000:00:42	21585	1,717.68
44	000:00:43	22055	1,755.08
45	000:00:44	22526	1,792.56
46	000:00:45	22951	1,826.38
47	000:00:46	23426	1,864.18
48	000:00:47	23900	1,901.90
49	000:00:48	24359	1,938.43
50	000:00:49	24764	1,970.66
51	000:00:50	25210	2,006.15
52	000:00:51	25658	2,041.80
53	000:00:52	26107	2,077.53
54	000:00:53	26512	2,109.76
55	000:00:54	26959	2,145.33
56	000:00:55	27405	2,180.82
57	000:00:56	27849	2,216.15
58	000:00:57	28251	2,248.14
59	000:00:58	28695	2,283.48
60	000:00:59	29135	2,318.49
61	000:01:00	29576	2,353.58
62	000:01:01	29971	2,385.02
63	000:01:02	30408	2,419.79
64	000:01:03	30848	2,454.81
65	000:01:04	31282	2,489.34
66	000:01:05	31674	2,520.54
67	000:01:06	32105	2,554.83
68	000:01:07	32537	2,589.21
69	000:01:08	32971	2,623.75
70	000:01:09	33360	2,654.70
71	000:01:10	33782	2,688.29
72	000:01:11	34199	2,721.47
73	000:01:12	34576	2,751.47
74	000:01:13	34990	2,784.42
75	000:01:14	35399	2,816.96
76	000:01:15	35806	2,849.35
77	000:01:16	36167	2,878.08
78	000:01:17	36565	2,909.75

HM Data Download - Concrete Test Results

READ #	TIME	LOAD	STRESS (PSI)
79	000:01:18	36959	2,941.10
80	000:01:19	37348	2,972.06
81	000:01:20	37693	2,999.51
82	000:01:21	38073	3,029.75
83	000:01:22	38447	3,059.52
84	000:01:23	38821	3,089.28
85	000:01:24	39191	3,118.72
86	000:01:25	39529	3,145.62
87	000:01:26	39901	3,175.22
88	000:01:27	40285	3,205.78
89	000:01:28	40677	3,236.97
90	000:01:29	41013	3,263.71
91	000:01:30	41370	3,292.12
92	000:01:31	41708	3,319.02
93	000:01:32	42027	3,344.40
94	000:01:33	42309	3,366.84
95	000:01:34	42600	3,390.00
96	000:01:35	42856	3,410.37
97	000:01:36	43070	3,427.40
98	000:01:37	43222	3,439.50
99	000:01:38	43343	3,449.13
100	000:01:39	43411	3,454.54
101	000:01:40	43376	3,451.75
102	000:01:41	43218	3,439.18
103	000:01:42	42829	3,408.22
104	000:01:43	41965	3,339.47
105	000:01:44	39542	3,146.65
106	000:01:44	29917	2,380.72

Concrete Test

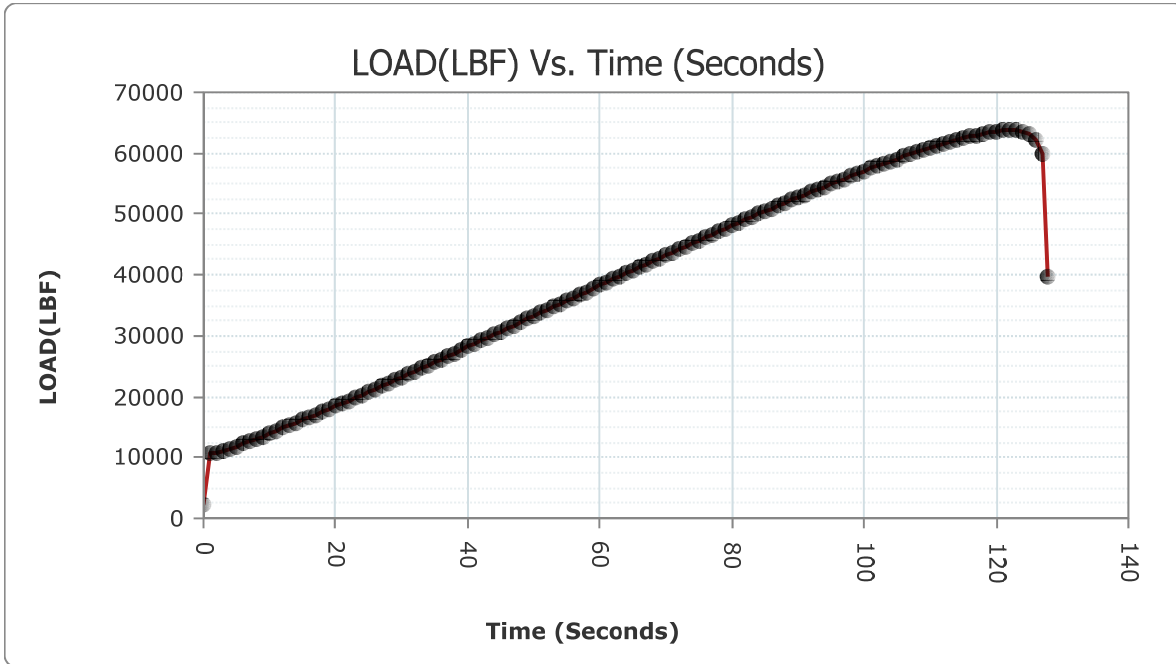
Sample Identification: G24H_1

Machine ID: 6a127

Test Type: ASTM C39

5/16/2020

TYPE	PEAK VALUES	UNITS
LOAD	63767	LBF
Diameter	4.00	IN
Length	8.00	IN
Cross-Sectional Area	12.57	IN ²
Sample Age	0.0	day(s)
Corrected Stress	5074.43	PSI
Average Pace Rate	432.53	LBF
Fracture Type	Type 2	
Correction Factor	1.000	
Temperature @ START	85.4	°F
Temperature @ FINISH	85.6	°F



READ #	TIME	LOAD	STRESS (PSI)
1	000:00:00	2196	174.75
2	000:00:01	10734	854.18

HM Data Download - Concrete Test Results

READ #	TIME	LOAD	STRESS (PSI)
3	000:00:02	10810	860.23
4	000:00:03	11155	887.69
5	000:00:04	11530	917.53
6	000:00:05	11883	945.62
7	000:00:06	12285	977.61
8	000:00:07	12696	1,010.32
9	000:00:08	13117	1,043.82
10	000:00:09	13502	1,074.46
11	000:00:10	13933	1,108.75
12	000:00:11	14374	1,143.85
13	000:00:12	14816	1,179.02
14	000:00:13	15219	1,211.09
15	000:00:14	15672	1,247.14
16	000:00:15	16132	1,283.74
17	000:00:16	16592	1,320.35
18	000:00:17	17012	1,353.77
19	000:00:18	17481	1,391.09
20	000:00:19	17953	1,428.65
21	000:00:20	18431	1,466.69
22	000:00:21	18862	1,500.99
23	000:00:22	19344	1,539.35
24	000:00:23	19830	1,578.02
25	000:00:24	20319	1,616.93
26	000:00:25	20759	1,651.95
27	000:00:26	21252	1,691.18
28	000:00:27	21747	1,730.57
29	000:00:28	22244	1,770.12
30	000:00:29	22695	1,806.01
31	000:00:30	23195	1,845.80
32	000:00:31	23699	1,885.91
33	000:00:32	24200	1,925.77
34	000:00:33	24655	1,961.98
35	000:00:34	25164	2,002.49
36	000:00:35	25671	2,042.83
37	000:00:36	26184	2,083.66
38	000:00:37	26642	2,120.10
39	000:00:38	27155	2,160.93
40	000:00:39	27667	2,201.67

HM Data Download - Concrete Test Results

READ #	TIME	LOAD	STRESS (PSI)
41	000:00:40	28181	2,242.57
42	000:00:41	28646	2,279.58
43	000:00:42	29159	2,320.40
44	000:00:43	29675	2,361.46
45	000:00:44	30191	2,402.52
46	000:00:45	30709	2,443.74
47	000:00:46	31175	2,480.83
48	000:00:47	31691	2,521.89
49	000:00:48	32211	2,563.27
50	000:00:49	32730	2,604.57
51	000:00:50	33196	2,641.65
52	000:00:51	33712	2,682.72
53	000:00:52	34235	2,724.33
54	000:00:53	34711	2,762.21
55	000:00:54	35231	2,803.59
56	000:00:55	35748	2,844.74
57	000:00:56	36263	2,885.72
58	000:00:57	36730	2,922.88
59	000:00:58	37246	2,963.94
60	000:00:59	37762	3,005.00
61	000:01:00	38276	3,045.91
62	000:01:01	38741	3,082.91
63	000:01:02	39256	3,123.89
64	000:01:03	39768	3,164.64
65	000:01:04	40280	3,205.38
66	000:01:05	40739	3,241.91
67	000:01:06	41247	3,282.33
68	000:01:07	41759	3,323.08
69	000:01:08	42269	3,363.66
70	000:01:09	42725	3,399.95
71	000:01:10	43233	3,440.37
72	000:01:11	43738	3,480.56
73	000:01:12	44238	3,520.35
74	000:01:13	44691	3,556.40
75	000:01:14	45190	3,596.11
76	000:01:15	45692	3,636.05
77	000:01:16	46187	3,675.44
78	000:01:17	46636	3,711.18

HM Data Download - Concrete Test Results

READ #	TIME	LOAD	STRESS (PSI)
79	000:01:18	47131	3,750.57
80	000:01:19	47622	3,789.64
81	000:01:20	48111	3,828.55
82	000:01:21	48547	3,863.25
83	000:01:22	49033	3,901.92
84	000:01:23	49517	3,940.44
85	000:01:24	49999	3,978.79
86	000:01:25	50431	4,013.17
87	000:01:26	50904	4,050.81
88	000:01:27	51379	4,088.61
89	000:01:28	51853	4,126.33
90	000:01:29	52274	4,159.83
91	000:01:30	52737	4,196.68
92	000:01:31	53198	4,233.36
93	000:01:32	53658	4,269.97
94	000:01:33	54065	4,302.36
95	000:01:34	54517	4,338.33
96	000:01:35	54967	4,374.13
97	000:01:36	55411	4,409.47
98	000:01:37	55803	4,440.66
99	000:01:38	56242	4,475.60
100	000:01:39	56669	4,509.58
101	000:01:40	57096	4,543.56
102	000:01:41	57475	4,573.72
103	000:01:42	57888	4,606.58
104	000:01:43	58297	4,639.13
105	000:01:44	58700	4,671.20
106	000:01:45	59053	4,699.29
107	000:01:46	59445	4,730.48
108	000:01:47	59823	4,760.56
109	000:01:48	60199	4,790.48
110	000:01:49	60530	4,816.82
111	000:01:50	60885	4,845.07
112	000:01:51	61230	4,872.53
113	000:01:52	61563	4,899.03
114	000:01:53	61859	4,922.58
115	000:01:54	62170	4,947.33
116	000:01:55	62462	4,970.57

HM Data Download - Concrete Test Results

READ #	TIME	LOAD	STRESS (PSI)
117	000:01:56	62736	4,992.37
118	000:01:57	62969	5,010.91
119	000:01:58	63204	5,029.61
120	000:01:59	63409	5,045.93
121	000:02:00	63579	5,059.46
122	000:02:01	63698	5,068.93
123	000:02:02	63763	5,074.10
124	000:02:03	63732	5,071.63
125	000:02:04	63551	5,057.23
126	000:02:05	63162	5,026.27
127	000:02:06	62234	4,952.42
128	000:02:07	59777	4,756.90
129	000:02:07	39579	3,149.60

Concrete Test

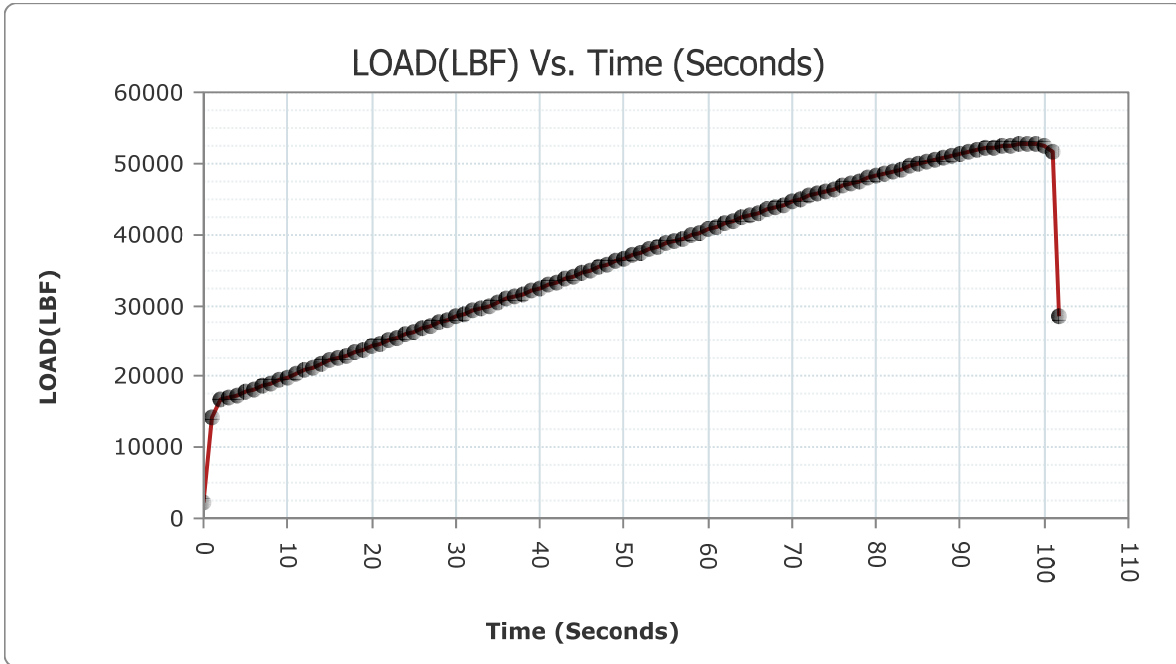
Sample Identification: G24H_2

Machine ID: 6a127

Test Type: ASTM C39

5/16/2020

TYPE	PEAK VALUES	UNITS
LOAD	52713	LBF
Diameter	4.00	IN
Length	8.00	IN
Cross-Sectional Area	12.57	IN ²
Sample Age	0.0	day(s)
Corrected Stress	4194.79	PSI
Average Pace Rate	367.18	LBF
Fracture Type	Type 2	
Correction Factor	1.000	
Temperature @ START	85.6	°F
Temperature @ FINISH	85.6	°F



READ #	TIME	LOAD	STRESS (PSI)
1	000:00:00	2159	171.81
2	000:00:01	14263	1,135.01

HM Data Download - Concrete Test Results

READ #	TIME	LOAD	STRESS (PSI)
3	000:00:02	16670	1,326.56
4	000:00:03	17007	1,353.37
5	000:00:04	17398	1,384.49
6	000:00:05	17775	1,414.49
7	000:00:06	18203	1,448.55
8	000:00:07	18640	1,483.32
9	000:00:08	19082	1,518.50
10	000:00:09	19482	1,550.33
11	000:00:10	19936	1,586.46
12	000:00:11	20394	1,622.90
13	000:00:12	20849	1,659.11
14	000:00:13	21264	1,692.14
15	000:00:14	21728	1,729.06
16	000:00:15	22194	1,766.14
17	000:00:16	22615	1,799.64
18	000:00:17	22983	1,828.93
19	000:00:18	23397	1,861.87
20	000:00:19	23810	1,894.74
21	000:00:20	24229	1,928.08
22	000:00:21	24604	1,957.92
23	000:00:22	25025	1,991.43
24	000:00:23	25445	2,024.85
25	000:00:24	25866	2,058.35
26	000:00:25	26246	2,088.59
27	000:00:26	26667	2,122.09
28	000:00:27	27090	2,155.75
29	000:00:28	27513	2,189.42
30	000:00:29	27894	2,219.73
31	000:00:30	28331	2,254.51
32	000:00:31	28755	2,288.25
33	000:00:32	29176	2,321.75
34	000:00:33	29562	2,352.47
35	000:00:34	29986	2,386.21
36	000:00:35	30414	2,420.27
37	000:00:36	30839	2,454.09
38	000:00:37	31223	2,484.65
39	000:00:38	31649	2,518.55
40	000:00:39	32075	2,552.45

HM Data Download - Concrete Test Results

READ #	TIME	LOAD	STRESS (PSI)
41	000:00:40	32504	2,586.59
42	000:00:41	32887	2,617.06
43	000:00:42	33313	2,650.96
44	000:00:43	33738	2,684.78
45	000:00:44	34161	2,718.45
46	000:00:45	34545	2,749.00
47	000:00:46	34969	2,782.74
48	000:00:47	35391	2,816.33
49	000:00:48	35816	2,850.15
50	000:00:49	36194	2,880.23
51	000:00:50	36615	2,913.73
52	000:00:51	37039	2,947.47
53	000:00:52	37457	2,980.73
54	000:00:53	37835	3,010.81
55	000:00:54	38253	3,044.08
56	000:00:55	38669	3,077.18
57	000:00:56	39086	3,110.36
58	000:00:57	39459	3,140.05
59	000:00:58	39872	3,172.91
60	000:00:59	40285	3,205.78
61	000:01:00	40701	3,238.88
62	000:01:01	41066	3,267.93
63	000:01:02	41473	3,300.32
64	000:01:03	41878	3,332.55
65	000:01:04	42282	3,364.69
66	000:01:05	42646	3,393.66
67	000:01:06	43048	3,425.65
68	000:01:07	43443	3,457.08
69	000:01:08	43838	3,488.52
70	000:01:09	44196	3,517.01
71	000:01:10	44584	3,547.88
72	000:01:11	44972	3,578.76
73	000:01:12	45360	3,609.63
74	000:01:13	45701	3,636.77
75	000:01:14	46081	3,667.01
76	000:01:15	46458	3,697.01
77	000:01:16	46831	3,726.69
78	000:01:17	47161	3,752.95

HM Data Download - Concrete Test Results

READ #	TIME	LOAD	STRESS (PSI)
79	000:01:18	47528	3,782.16
80	000:01:19	47890	3,810.97
81	000:01:20	48246	3,839.29
82	000:01:21	48561	3,864.36
83	000:01:22	48907	3,891.90
84	000:01:23	49248	3,919.03
85	000:01:24	49581	3,945.53
86	000:01:25	49906	3,971.39
87	000:01:26	50194	3,994.31
88	000:01:27	50503	4,018.90
89	000:01:28	50805	4,042.93
90	000:01:29	51096	4,066.09
91	000:01:30	51350	4,086.30
92	000:01:31	51618	4,107.63
93	000:01:32	51866	4,127.37
94	000:01:33	52073	4,143.84
95	000:01:34	52280	4,160.31
96	000:01:35	52457	4,174.40
97	000:01:36	52598	4,185.62
98	000:01:37	52683	4,192.38
99	000:01:38	52710	4,194.53
100	000:01:39	52626	4,187.84
101	000:01:40	52346	4,165.56
102	000:01:41	51665	4,111.37
103	000:01:41	28499	2,267.88

Concrete Test

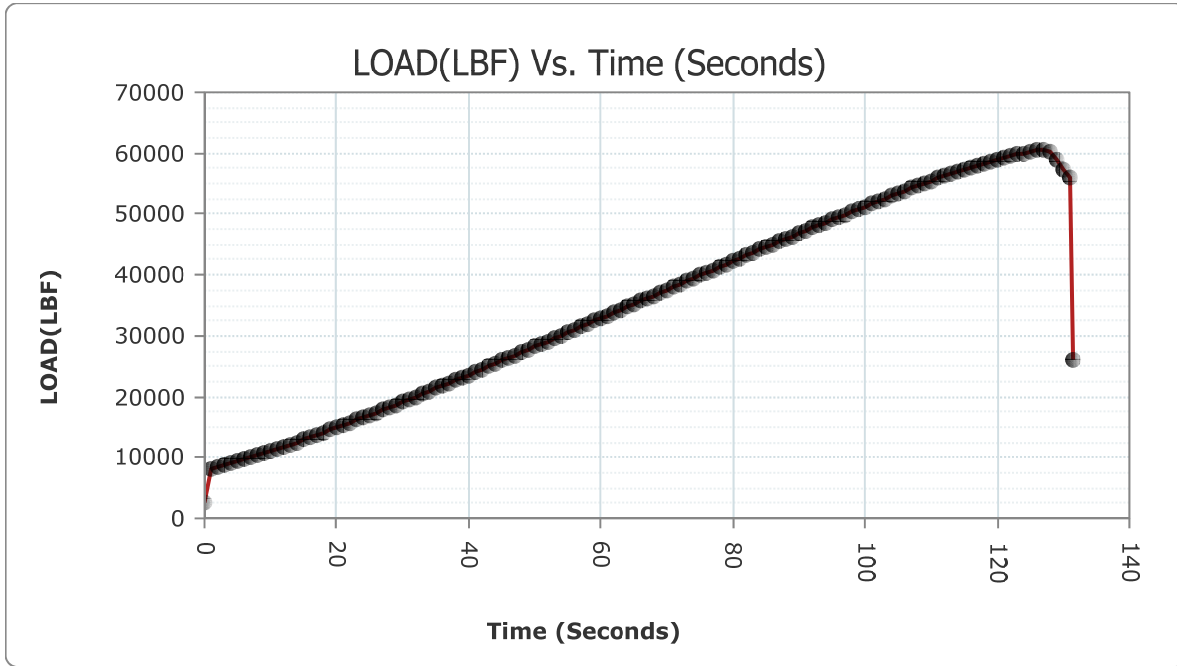
Sample Identification: G24H_3

Machine ID: 6a127

Test Type: ASTM C39

5/16/2020

TYPE	PEAK VALUES	UNITS
LOAD	60523	LBF
Diameter	4.00	IN
Length	8.00	IN
Cross-Sectional Area	12.57	IN ²
Sample Age	0.0	day(s)
Corrected Stress	4816.24	PSI
Average Pace Rate	421.77	LBF
Fracture Type	Type 1	
Correction Factor	1.000	
Temperature @ START	85.6	°F
Temperature @ FINISH	85.7	°F



READ #	TIME	LOAD	STRESS (PSI)
1	000:00:00	2453	195.20
2	000:00:01	8292	659.86

HM Data Download - Concrete Test Results

READ #	TIME	LOAD	STRESS (PSI)
3	000:00:02	8488	675.45
4	000:00:03	8766	697.58
5	000:00:04	9075	722.17
6	000:00:05	9360	744.85
7	000:00:06	9692	771.26
8	000:00:07	10032	798.32
9	000:00:08	10378	825.85
10	000:00:09	10700	851.48
11	000:00:10	11063	880.37
12	000:00:11	11435	909.97
13	000:00:12	11804	939.33
14	000:00:13	12147	966.63
15	000:00:14	12530	997.11
16	000:00:15	12922	1,028.30
17	000:00:16	13316	1,059.65
18	000:00:17	13677	1,088.38
19	000:00:18	14084	1,120.77
20	000:00:19	14493	1,153.32
21	000:00:20	14909	1,186.42
22	000:00:21	15288	1,216.58
23	000:00:22	15707	1,249.92
24	000:00:23	16136	1,284.06
25	000:00:24	16566	1,318.28
26	000:00:25	16957	1,349.40
27	000:00:26	17392	1,384.01
28	000:00:27	17832	1,419.03
29	000:00:28	18274	1,454.20
30	000:00:29	18674	1,486.03
31	000:00:30	19123	1,521.76
32	000:00:31	19573	1,557.57
33	000:00:32	20022	1,593.30
34	000:00:33	20442	1,626.72
35	000:00:34	20908	1,663.81
36	000:00:35	21365	1,700.17
37	000:00:36	21777	1,732.96
38	000:00:37	22239	1,769.72
39	000:00:38	22705	1,806.81
40	000:00:39	23169	1,843.73

HM Data Download - Concrete Test Results

READ #	TIME	LOAD	STRESS (PSI)
41	000:00:40	23585	1,876.83
42	000:00:41	24053	1,914.08
43	000:00:42	24523	1,951.48
44	000:00:43	24992	1,988.80
45	000:00:44	25416	2,022.54
46	000:00:45	25889	2,060.18
47	000:00:46	26364	2,097.98
48	000:00:47	26838	2,135.70
49	000:00:48	27264	2,169.60
50	000:00:49	27742	2,207.64
51	000:00:50	28219	2,245.60
52	000:00:51	28696	2,283.56
53	000:00:52	29125	2,317.69
54	000:00:53	29604	2,355.81
55	000:00:54	30084	2,394.01
56	000:00:55	30567	2,432.44
57	000:00:56	30998	2,466.74
58	000:00:57	31476	2,504.78
59	000:00:58	31956	2,542.98
60	000:00:59	32439	2,581.41
61	000:01:00	32871	2,615.79
62	000:01:01	33354	2,654.23
63	000:01:02	33835	2,692.50
64	000:01:03	34317	2,730.86
65	000:01:04	34749	2,765.24
66	000:01:05	35231	2,803.59
67	000:01:06	35713	2,841.95
68	000:01:07	36194	2,880.23
69	000:01:08	36627	2,914.68
70	000:01:09	37110	2,953.12
71	000:01:10	37593	2,991.56
72	000:01:11	38070	3,029.51
73	000:01:12	38504	3,064.05
74	000:01:13	38983	3,102.17
75	000:01:14	39464	3,140.45
76	000:01:15	39943	3,178.56
77	000:01:16	40370	3,212.54
78	000:01:17	40851	3,250.82

HM Data Download - Concrete Test Results

READ #	TIME	LOAD	STRESS (PSI)
79	000:01:18	41326	3,288.62
80	000:01:19	41806	3,326.82
81	000:01:20	42231	3,360.64
82	000:01:21	42704	3,398.28
83	000:01:22	43180	3,436.16
84	000:01:23	43652	3,473.72
85	000:01:24	44123	3,511.20
86	000:01:25	44548	3,545.02
87	000:01:26	45016	3,582.26
88	000:01:27	45485	3,619.58
89	000:01:28	45950	3,656.58
90	000:01:29	46366	3,689.69
91	000:01:30	46832	3,726.77
92	000:01:31	47296	3,763.70
93	000:01:32	47755	3,800.22
94	000:01:33	48169	3,833.17
95	000:01:34	48639	3,870.57
96	000:01:35	49091	3,906.54
97	000:01:36	49500	3,939.08
98	000:01:37	49950	3,974.89
99	000:01:38	50400	4,010.70
100	000:01:39	50847	4,046.28
101	000:01:40	51245	4,077.95
102	000:01:41	51686	4,113.04
103	000:01:42	52127	4,148.13
104	000:01:43	52563	4,182.83
105	000:01:44	52954	4,213.95
106	000:01:45	53383	4,248.08
107	000:01:46	53811	4,282.14
108	000:01:47	54234	4,315.80
109	000:01:48	54615	4,346.12
110	000:01:49	55030	4,379.15
111	000:01:50	55445	4,412.17
112	000:01:51	55848	4,444.24
113	000:01:52	56207	4,472.81
114	000:01:53	56601	4,504.16
115	000:01:54	56988	4,534.96
116	000:01:55	57364	4,564.88

HM Data Download - Concrete Test Results

READ #	TIME	LOAD	STRESS (PSI)
117	000:01:56	57693	4,591.06
118	000:01:57	58039	4,618.60
119	000:01:58	58373	4,645.18
120	000:01:59	58691	4,670.48
121	000:02:00	58964	4,692.21
122	000:02:01	59254	4,715.28
123	000:02:02	59531	4,737.33
124	000:02:03	59792	4,758.10
125	000:02:04	60015	4,775.84
126	000:02:05	60245	4,794.14
127	000:02:06	60452	4,810.62
128	000:02:07	60518	4,815.87
129	000:02:08	60340	4,801.70
130	000:02:09	58844	4,682.66
131	000:02:10	57302	4,559.95
132	000:02:11	55926	4,450.45
133	000:02:11	26001	2,069.09

Concrete Test

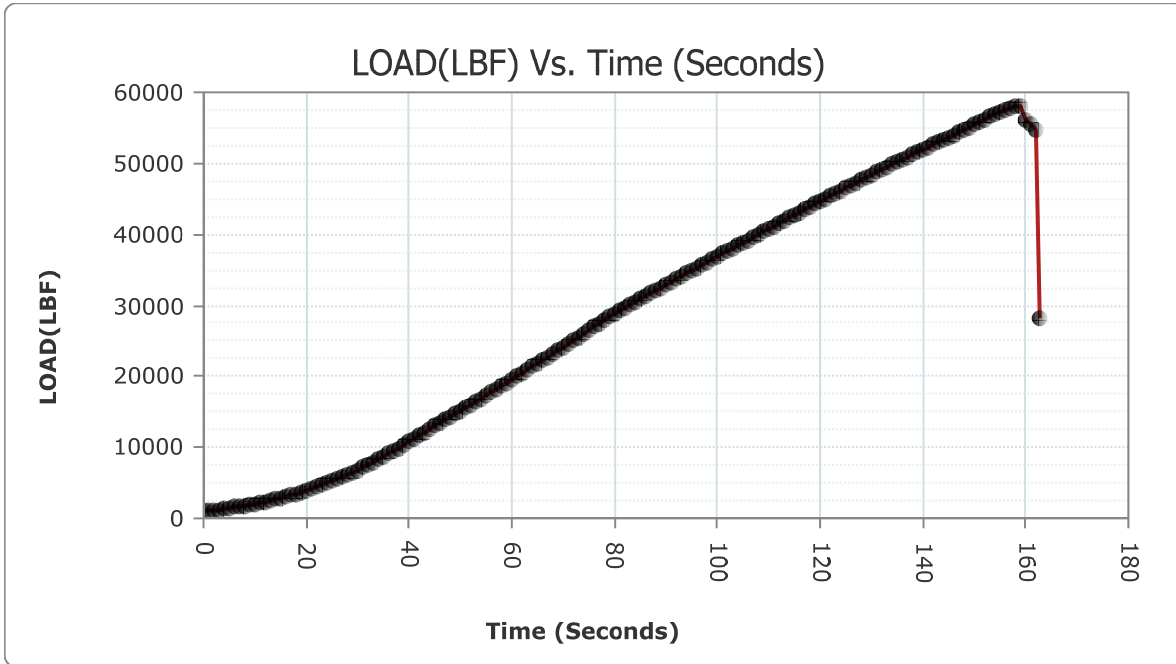
Sample Identification: G3D_1

Machine ID: 6a127

Test Type: ASTM C39

5/18/2020

TYPE	PEAK VALUES	UNITS
LOAD	58030	LBF
Diameter	4.00	IN
Length	8.00	IN
Cross-Sectional Area	12.57	IN ²
Sample Age	0.0	day(s)
Corrected Stress	4617.89	PSI
Average Pace Rate	376.43	LBF
Fracture Type	Type 1	
Correction Factor	1.000	
Temperature @ START	87.9	°F
Temperature @ FINISH	88.3	°F



READ #	TIME	LOAD	STRESS (PSI)
1	000:00:00	1006	80.05
2	000:00:01	1078	85.78

HM Data Download - Concrete Test Results

READ #	TIME	LOAD	STRESS (PSI)
3	000:00:02	1159	92.23
4	000:00:03	1250	99.47
5	000:00:04	1347	107.19
6	000:00:05	1436	114.27
7	000:00:06	1542	122.71
8	000:00:07	1656	131.78
9	000:00:08	1783	141.89
10	000:00:09	1901	151.28
11	000:00:10	2040	162.34
12	000:00:11	2189	174.20
13	000:00:12	2350	187.01
14	000:00:13	2501	199.02
15	000:00:14	2670	212.47
16	000:00:15	2835	225.60
17	000:00:16	3029	241.04
18	000:00:17	3214	255.76
19	000:00:18	3429	272.87
20	000:00:19	3657	291.01
21	000:00:20	3896	310.03
22	000:00:21	4149	330.17
23	000:00:22	4384	348.87
24	000:00:23	4657	370.59
25	000:00:24	4944	393.43
26	000:00:25	5238	416.83
27	000:00:26	5516	438.95
28	000:00:27	5833	464.18
29	000:00:28	6167	490.75
30	000:00:29	6507	517.81
31	000:00:30	6821	542.80
32	000:00:31	7183	571.60
33	000:00:32	7556	601.29
34	000:00:33	7936	631.53
35	000:00:34	8283	659.14
36	000:00:35	8680	690.73
37	000:00:36	9087	723.12
38	000:00:37	9502	756.15
39	000:00:38	9884	786.54
40	000:00:39	10312	820.60

HM Data Download - Concrete Test Results

READ #	TIME	LOAD	STRESS (PSI)
41	000:00:40	10753	855.70
42	000:00:41	11194	890.79
43	000:00:42	11605	923.50
44	000:00:43	12061	959.78
45	000:00:44	12525	996.71
46	000:00:45	13016	1,035.78
47	000:00:46	13448	1,070.16
48	000:00:47	13899	1,106.05
49	000:00:48	14330	1,140.35
50	000:00:49	14767	1,175.12
51	000:00:50	15153	1,205.84
52	000:00:51	15587	1,240.37
53	000:00:52	16020	1,274.83
54	000:00:53	16462	1,310.00
55	000:00:54	16860	1,341.68
56	000:00:55	17320	1,378.28
57	000:00:56	17768	1,413.93
58	000:00:57	18176	1,446.40
59	000:00:58	18630	1,482.53
60	000:00:59	19088	1,518.97
61	000:01:00	19549	1,555.66
62	000:01:01	19964	1,588.68
63	000:01:02	20427	1,625.53
64	000:01:03	20894	1,662.69
65	000:01:04	21363	1,700.01
66	000:01:05	21786	1,733.67
67	000:01:06	22259	1,771.31
68	000:01:07	22732	1,808.96
69	000:01:08	23209	1,846.91
70	000:01:09	23638	1,881.05
71	000:01:10	24114	1,918.93
72	000:01:11	24592	1,956.97
73	000:01:12	25074	1,995.33
74	000:01:13	25507	2,029.78
75	000:01:14	25990	2,068.22
76	000:01:15	26476	2,106.89
77	000:01:16	26958	2,145.25
78	000:01:17	27394	2,179.95

HM Data Download - Concrete Test Results

READ #	TIME	LOAD	STRESS (PSI)
79	000:01:18	27880	2,218.62
80	000:01:19	28369	2,257.53
81	000:01:20	28837	2,294.78
82	000:01:21	29246	2,327.32
83	000:01:22	29695	2,363.05
84	000:01:23	30112	2,396.24
85	000:01:24	30528	2,429.34
86	000:01:25	30900	2,458.94
87	000:01:26	31313	2,491.81
88	000:01:27	31717	2,523.96
89	000:01:28	32122	2,556.19
90	000:01:29	32485	2,585.07
91	000:01:30	32892	2,617.46
92	000:01:31	33297	2,649.69
93	000:01:32	33704	2,682.08
94	000:01:33	34065	2,710.81
95	000:01:34	34473	2,743.27
96	000:01:35	34878	2,775.50
97	000:01:36	35284	2,807.81
98	000:01:37	35690	2,840.12
99	000:01:38	36052	2,868.93
100	000:01:39	36458	2,901.24
101	000:01:40	36862	2,933.38
102	000:01:41	37266	2,965.53
103	000:01:42	37627	2,994.26
104	000:01:43	38029	3,026.25
105	000:01:44	38433	3,058.40
106	000:01:45	38836	3,090.47
107	000:01:46	39196	3,119.12
108	000:01:47	39596	3,150.95
109	000:01:48	39998	3,182.94
110	000:01:49	40396	3,214.61
111	000:01:50	40756	3,243.26
112	000:01:51	41152	3,274.77
113	000:01:52	41550	3,306.44
114	000:01:53	41947	3,338.04
115	000:01:54	42301	3,366.21
116	000:01:55	42703	3,398.20

HM Data Download - Concrete Test Results

READ #	TIME	LOAD	STRESS (PSI)
117	000:01:56	43070	3,427.40
118	000:01:57	43461	3,458.52
119	000:01:58	43855	3,489.87
120	000:01:59	44246	3,520.98
121	000:02:00	44595	3,548.76
122	000:02:01	44987	3,579.95
123	000:02:02	45376	3,610.91
124	000:02:03	45763	3,641.70
125	000:02:04	46107	3,669.08
126	000:02:05	46493	3,699.80
127	000:02:06	46877	3,730.35
128	000:02:07	47258	3,760.67
129	000:02:08	47601	3,787.97
130	000:02:09	47979	3,818.05
131	000:02:10	48356	3,848.05
132	000:02:11	48732	3,877.97
133	000:02:12	49070	3,904.87
134	000:02:13	49444	3,934.63
135	000:02:14	49817	3,964.31
136	000:02:15	50188	3,993.83
137	000:02:16	50520	4,020.25
138	000:02:17	50886	4,049.38
139	000:02:18	51251	4,078.43
140	000:02:19	51610	4,106.99
141	000:02:20	51934	4,132.78
142	000:02:21	52292	4,161.27
143	000:02:22	52643	4,189.20
144	000:02:23	52996	4,217.29
145	000:02:24	53308	4,242.12
146	000:02:25	53652	4,269.49
147	000:02:26	54000	4,297.18
148	000:02:27	54367	4,326.39
149	000:02:28	54701	4,352.97
150	000:02:29	55091	4,384.00
151	000:02:30	55487	4,415.52
152	000:02:31	55865	4,445.60
153	000:02:32	56211	4,473.13
154	000:02:33	56584	4,502.81

HM Data Download - Concrete Test Results

READ #	TIME	LOAD	STRESS (PSI)
155	000:02:34	56949	4,531.86
156	000:02:35	57298	4,559.63
157	000:02:36	57597	4,583.42
158	000:02:37	57822	4,601.33
159	000:02:38	57999	4,615.41
160	000:02:39	57924	4,609.45
161	000:02:40	56182	4,470.82
162	000:02:41	55436	4,411.46
163	000:02:42	54579	4,343.26
164	000:02:42	28243	2,247.51

Concrete Test

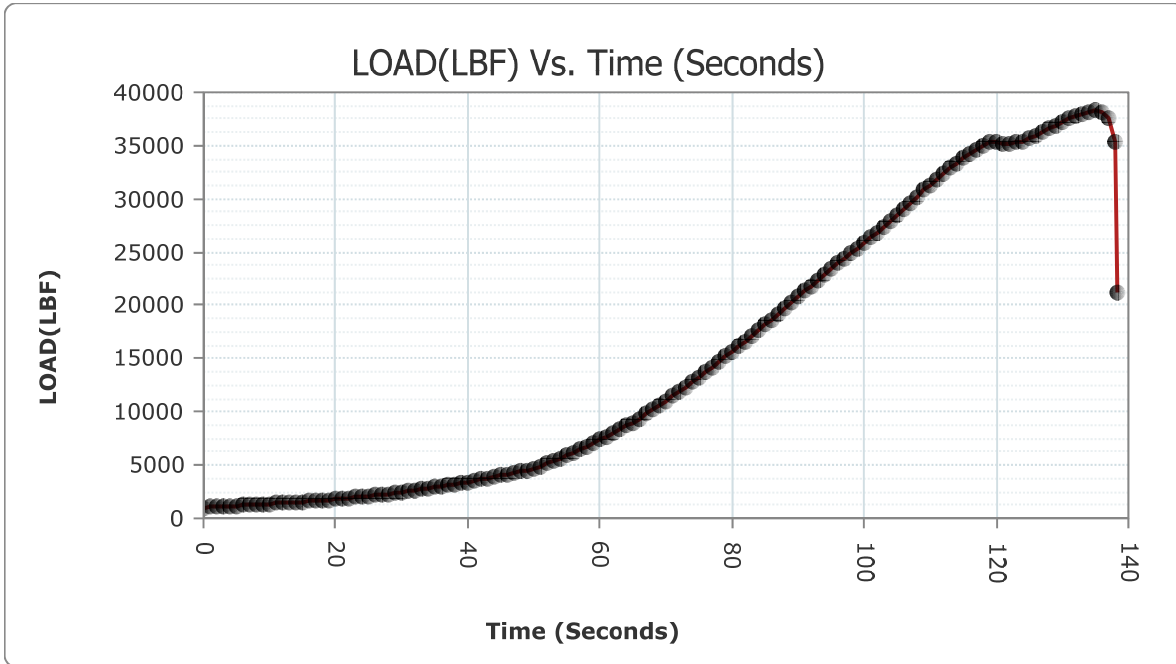
Sample Identification: G3D_2

Machine ID: 6a127

Test Type: ASTM C39

5/18/2020

TYPE	PEAK VALUES	UNITS
LOAD	38286	LBF
Diameter	4.00	IN
Length	8.00	IN
Cross-Sectional Area	12.57	IN ²
Sample Age	0.0	day(s)
Corrected Stress	3046.70	PSI
Average Pace Rate	407.36	LBF
Fracture Type	Type 1	
Correction Factor	1.000	
Temperature @ START	88.4	°F
Temperature @ FINISH	88.9	°F



READ #	TIME	LOAD	STRESS (PSI)
1	000:00:00	1003	79.82
2	000:00:01	1032	82.12

HM Data Download - Concrete Test Results

READ #	TIME	LOAD	STRESS (PSI)
3	000:00:02	1069	85.07
4	000:00:03	1101	87.61
5	000:00:04	1140	90.72
6	000:00:05	1172	93.26
7	000:00:06	1212	96.45
8	000:00:07	1250	99.47
9	000:00:08	1286	102.34
10	000:00:09	1320	105.04
11	000:00:10	1359	108.15
12	000:00:11	1400	111.41
13	000:00:12	1438	114.43
14	000:00:13	1476	117.46
15	000:00:14	1513	120.40
16	000:00:15	1558	123.98
17	000:00:16	1604	127.64
18	000:00:17	1646	130.98
19	000:00:18	1694	134.80
20	000:00:19	1742	138.62
21	000:00:20	1796	142.92
22	000:00:21	1851	147.30
23	000:00:22	1904	151.52
24	000:00:23	1966	156.45
25	000:00:24	2027	161.30
26	000:00:25	2099	167.03
27	000:00:26	2161	171.97
28	000:00:27	2237	178.01
29	000:00:28	2317	184.38
30	000:00:29	2398	190.83
31	000:00:30	2473	196.80
32	000:00:31	2561	203.80
33	000:00:32	2631	209.37
34	000:00:33	2708	215.50
35	000:00:34	2793	222.26
36	000:00:35	2888	229.82
37	000:00:36	2987	237.70
38	000:00:37	3091	245.97
39	000:00:38	3183	253.30
40	000:00:39	3295	262.21

HM Data Download - Concrete Test Results

READ #	TIME	LOAD	STRESS (PSI)
41	000:00:40	3408	271.20
42	000:00:41	3524	280.43
43	000:00:42	3636	289.34
44	000:00:43	3755	298.81
45	000:00:44	3878	308.60
46	000:00:45	4003	318.55
47	000:00:46	4123	328.10
48	000:00:47	4256	338.68
49	000:00:48	4392	349.50
50	000:00:49	4535	360.88
51	000:00:50	4701	374.09
52	000:00:51	4907	390.49
53	000:00:52	5127	407.99
54	000:00:53	5378	427.97
55	000:00:54	5631	448.10
56	000:00:55	5908	470.14
57	000:00:56	6179	491.71
58	000:00:57	6467	514.63
59	000:00:58	6751	537.23
60	000:00:59	7051	561.10
61	000:01:00	7357	585.45
62	000:01:01	7644	608.29
63	000:01:02	7969	634.15
64	000:01:03	8308	661.13
65	000:01:04	8662	689.30
66	000:01:05	8992	715.56
67	000:01:06	9373	745.88
68	000:01:07	9776	777.95
69	000:01:08	10172	809.46
70	000:01:09	10600	843.52
71	000:01:10	10993	874.80
72	000:01:11	11444	910.68
73	000:01:12	11893	946.41
74	000:01:13	12352	982.94
75	000:01:14	12773	1,016.44
76	000:01:15	13248	1,054.24
77	000:01:16	13730	1,092.60
78	000:01:17	14223	1,131.83

HM Data Download - Concrete Test Results

READ #	TIME	LOAD	STRESS (PSI)
79	000:01:18	14673	1,167.64
80	000:01:19	15177	1,207.75
81	000:01:20	15676	1,247.46
82	000:01:21	16180	1,287.56
83	000:01:22	16635	1,323.77
84	000:01:23	17149	1,364.67
85	000:01:24	17670	1,406.13
86	000:01:25	18198	1,448.15
87	000:01:26	18677	1,486.27
88	000:01:27	19207	1,528.44
89	000:01:28	19740	1,570.86
90	000:01:29	20274	1,613.35
91	000:01:30	20760	1,652.03
92	000:01:31	21303	1,695.24
93	000:01:32	21847	1,738.53
94	000:01:33	22391	1,781.82
95	000:01:34	22885	1,821.13
96	000:01:35	23427	1,864.26
97	000:01:36	23955	1,906.28
98	000:01:37	24446	1,945.35
99	000:01:38	24868	1,978.93
100	000:01:39	25351	2,017.37
101	000:01:40	25856	2,057.56
102	000:01:41	26375	2,098.86
103	000:01:42	26860	2,137.45
104	000:01:43	27412	2,181.38
105	000:01:44	27956	2,224.67
106	000:01:45	28508	2,268.59
107	000:01:46	29023	2,309.58
108	000:01:47	29609	2,356.21
109	000:01:48	30203	2,403.48
110	000:01:49	30792	2,450.35
111	000:01:50	31323	2,492.61
112	000:01:51	31895	2,538.12
113	000:01:52	32424	2,580.22
114	000:01:53	32938	2,621.12
115	000:01:54	33393	2,657.33
116	000:01:55	33865	2,694.89

HM Data Download - Concrete Test Results

READ #	TIME	LOAD	STRESS (PSI)
117	000:01:56	34280	2,727.92
118	000:01:57	34651	2,757.44
119	000:01:58	34961	2,782.11
120	000:01:59	35298	2,808.93
121	000:02:00	35428	2,819.27
122	000:02:01	35117	2,794.52
123	000:02:02	35164	2,798.26
124	000:02:03	35291	2,808.37
125	000:02:04	35433	2,819.67
126	000:02:05	35675	2,838.93
127	000:02:06	35990	2,863.99
128	000:02:07	36337	2,891.61
129	000:02:08	36657	2,917.07
130	000:02:09	36911	2,937.28
131	000:02:10	37207	2,960.84
132	000:02:11	37497	2,983.92
133	000:02:12	37788	3,007.07
134	000:02:13	38024	3,025.85
135	000:02:14	38230	3,042.25
136	000:02:15	38277	3,045.99
137	000:02:16	38065	3,029.12
138	000:02:17	37590	2,991.32
139	000:02:18	35256	2,805.58
140	000:02:18	21219	1,688.55

Concrete Test

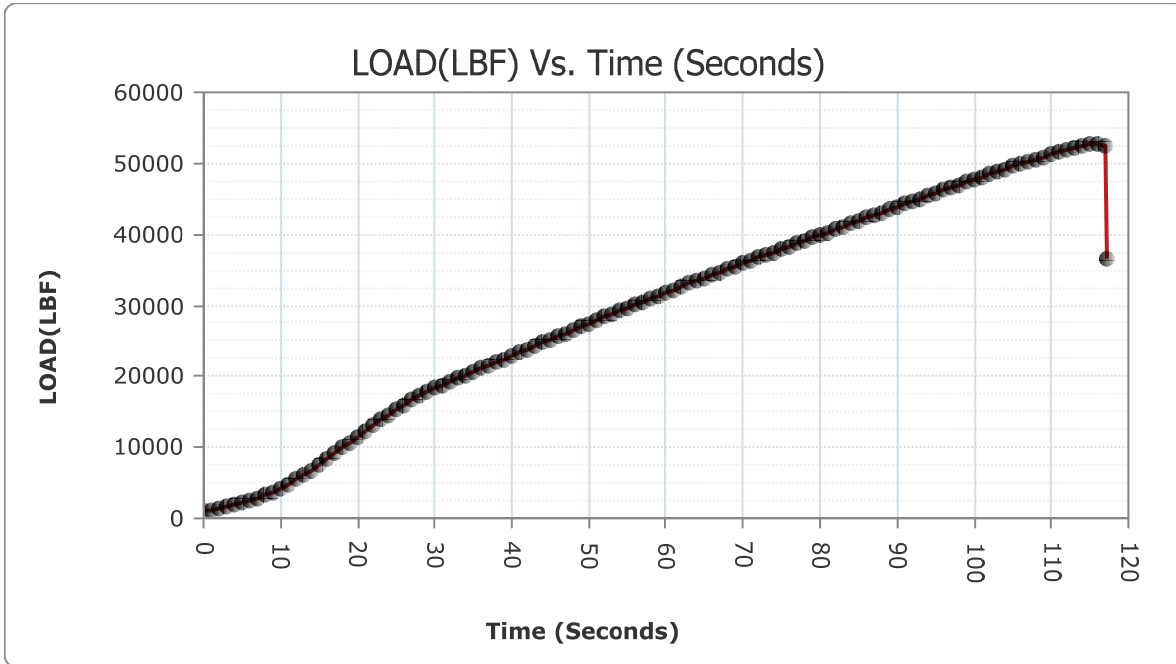
Sample Identification: G3D_3

Machine ID: 6a127

Test Type: ASTM C39

5/18/2020

TYPE	PEAK VALUES	UNITS
LOAD	52812	LBF
Diameter	4.00	IN
Length	8.00	IN
Cross-Sectional Area	12.57	IN ²
Sample Age	0.0	day(s)
Corrected Stress	4202.67	PSI
Average Pace Rate	391.26	LBF
Fracture Type	Type 1	
Correction Factor	1.000	
Temperature @ START	88.9	°F
Temperature @ FINISH	89.0	°F



READ #	TIME	LOAD	STRESS (PSI)
1	000:00:00	1011	80.45
2	000:00:01	1179	93.82

HM Data Download - Concrete Test Results

READ #	TIME	LOAD	STRESS (PSI)
3	000:00:02	1390	110.61
4	000:00:03	1635	130.11
5	000:00:04	1914	152.31
6	000:00:05	2191	174.35
7	000:00:06	2536	201.81
8	000:00:07	2899	230.70
9	000:00:08	3324	264.52
10	000:00:09	3748	298.26
11	000:00:10	4264	339.32
12	000:00:11	4831	384.44
13	000:00:12	5447	433.46
14	000:00:13	6046	481.13
15	000:00:14	6764	538.26
16	000:00:15	7607	605.35
17	000:00:16	8436	671.32
18	000:00:17	9130	726.54
19	000:00:18	9917	789.17
20	000:00:19	10699	851.40
21	000:00:20	11497	914.90
22	000:00:21	12208	971.48
23	000:00:22	13029	1,036.81
24	000:00:23	13863	1,103.18
25	000:00:24	14633	1,164.46
26	000:00:25	15314	1,218.65
27	000:00:26	15996	1,272.92
28	000:00:27	16678	1,327.19
29	000:00:28	17282	1,375.26
30	000:00:29	17782	1,415.05
31	000:00:30	18313	1,457.30
32	000:00:31	18804	1,496.37
33	000:00:32	19301	1,535.92
34	000:00:33	19750	1,571.66
35	000:00:34	20231	1,609.93
36	000:00:35	20680	1,645.66
37	000:00:36	21130	1,681.47
38	000:00:37	21537	1,713.86
39	000:00:38	21995	1,750.31
40	000:00:39	22448	1,786.36

HM Data Download - Concrete Test Results

READ #	TIME	LOAD	STRESS (PSI)
41	000:00:40	22909	1,823.04
42	000:00:41	23321	1,855.83
43	000:00:42	23781	1,892.43
44	000:00:43	24242	1,929.12
45	000:00:44	24704	1,965.88
46	000:00:45	25120	1,998.99
47	000:00:46	25584	2,035.91
48	000:00:47	26049	2,072.91
49	000:00:48	26516	2,110.08
50	000:00:49	26934	2,143.34
51	000:00:50	27406	2,180.90
52	000:00:51	27870	2,217.82
53	000:00:52	28340	2,255.23
54	000:00:53	28764	2,288.97
55	000:00:54	29205	2,324.06
56	000:00:55	29648	2,359.31
57	000:00:56	30089	2,394.41
58	000:00:57	30484	2,425.84
59	000:00:58	30929	2,461.25
60	000:00:59	31367	2,496.11
61	000:01:00	31810	2,531.36
62	000:01:01	32209	2,563.11
63	000:01:02	32647	2,597.97
64	000:01:03	33074	2,631.95
65	000:01:04	33491	2,665.13
66	000:01:05	33863	2,694.73
67	000:01:06	34281	2,728.00
68	000:01:07	34694	2,760.86
69	000:01:08	35110	2,793.97
70	000:01:09	35483	2,823.65
71	000:01:10	35902	2,856.99
72	000:01:11	36314	2,889.78
73	000:01:12	36726	2,922.56
74	000:01:13	37095	2,951.93
75	000:01:14	37507	2,984.71
76	000:01:15	37918	3,017.42
77	000:01:16	38326	3,049.89
78	000:01:17	38696	3,079.33

HM Data Download - Concrete Test Results

READ #	TIME	LOAD	STRESS (PSI)
79	000:01:18	39104	3,111.80
80	000:01:19	39509	3,144.03
81	000:01:20	39915	3,176.33
82	000:01:21	40284	3,205.70
83	000:01:22	40695	3,238.41
84	000:01:23	41104	3,270.95
85	000:01:24	41509	3,303.18
86	000:01:25	41887	3,333.26
87	000:01:26	42293	3,365.57
88	000:01:27	42692	3,397.32
89	000:01:28	43091	3,429.07
90	000:01:29	43450	3,457.64
91	000:01:30	43846	3,489.15
92	000:01:31	44254	3,521.62
93	000:01:32	44671	3,554.81
94	000:01:33	45037	3,583.93
95	000:01:34	45445	3,616.40
96	000:01:35	45848	3,648.47
97	000:01:36	46248	3,680.30
98	000:01:37	46607	3,708.87
99	000:01:38	46999	3,740.06
100	000:01:39	47388	3,771.02
101	000:01:40	47775	3,801.81
102	000:01:41	48117	3,829.03
103	000:01:42	48495	3,859.11
104	000:01:43	48866	3,888.63
105	000:01:44	49234	3,917.92
106	000:01:45	49558	3,943.70
107	000:01:46	49914	3,972.03
108	000:01:47	50262	3,999.72
109	000:01:48	50603	4,026.86
110	000:01:49	50911	4,051.37
111	000:01:50	51241	4,077.63
112	000:01:51	51561	4,103.09
113	000:01:52	51871	4,127.76
114	000:01:53	52144	4,149.49
115	000:01:54	52421	4,171.53
116	000:01:55	52655	4,190.15

HM Data Download - Concrete Test Results

READ #	TIME	LOAD	STRESS (PSI)
117	000:01:56	52804	4,202.01
118	000:01:57	52436	4,172.72
119	000:01:57	36477	2,902.75

Concrete Test

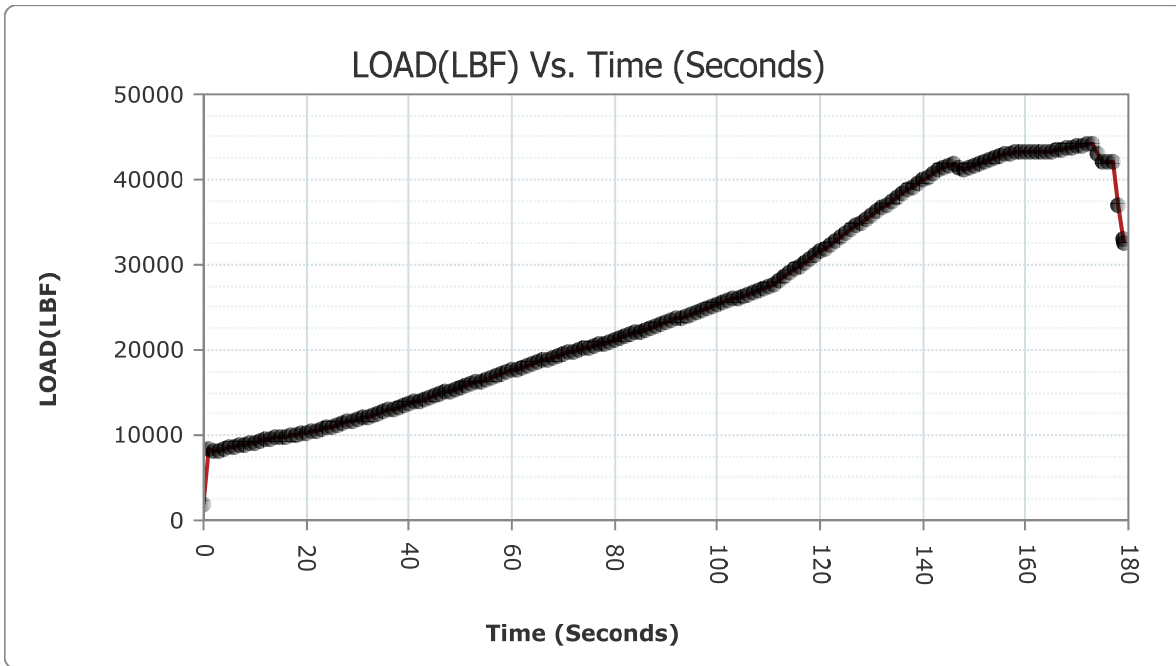
Sample Identification: G28_1

Machine ID: 6a127

Test Type: ASTM C39

6/12/2020

TYPE	PEAK VALUES	UNITS
LOAD	44105	LBF
Diameter	4.00	IN
Length	8.00	IN
Cross-Sectional Area	12.57	IN ²
Sample Age	0.0	day(s)
Corrected Stress	3509.74	PSI
Average Pace Rate	217.93	LBF
Fracture Type	Type 2	
Correction Factor	1.000	
Temperature @ START	87.6	°F
Temperature @ FINISH	87.5	°F



READ #	TIME	LOAD	STRESS (PSI)
1	000:00:00	1826	145.31
2	000:00:01	8420	670.04

HM Data Download - Concrete Test Results

READ #	TIME	LOAD	STRESS (PSI)
3	000:00:02	8183	651.18
4	000:00:03	8250	656.51
5	000:00:04	8369	665.98
6	000:00:05	8498	676.25
7	000:00:06	8646	688.03
8	000:00:07	8795	699.88
9	000:00:08	8939	711.34
10	000:00:09	9056	720.65
11	000:00:10	9177	730.28
12	000:00:11	9316	741.34
13	000:00:12	9459	752.72
14	000:00:13	9586	762.83
15	000:00:14	9654	768.24
16	000:00:15	9679	770.23
17	000:00:16	9779	778.19
18	000:00:17	9896	787.50
19	000:00:18	10021	797.45
20	000:00:19	10147	807.47
21	000:00:20	10290	818.85
22	000:00:21	10414	828.72
23	000:00:22	10557	840.10
24	000:00:23	10709	852.20
25	000:00:24	10863	864.45
26	000:00:25	11008	875.99
27	000:00:26	11175	889.28
28	000:00:27	11347	902.97
29	000:00:28	11513	916.18
30	000:00:29	11667	928.43
31	000:00:30	11837	941.96
32	000:00:31	12015	956.12
33	000:00:32	12194	970.37
34	000:00:33	12360	983.58
35	000:00:34	12544	998.22
36	000:00:35	12729	1,012.94
37	000:00:36	12912	1,027.50
38	000:00:37	13097	1,042.23
39	000:00:38	13268	1,055.83
40	000:00:39	13462	1,071.27

HM Data Download - Concrete Test Results

READ #	TIME	LOAD	STRESS (PSI)
41	000:00:40	13654	1,086.55
42	000:00:41	13846	1,101.83
43	000:00:42	14022	1,115.84
44	000:00:43	14222	1,131.75
45	000:00:44	14424	1,147.83
46	000:00:45	14623	1,163.66
47	000:00:46	14805	1,178.14
48	000:00:47	15004	1,193.98
49	000:00:48	15209	1,210.29
50	000:00:49	15409	1,226.21
51	000:00:50	15591	1,240.69
52	000:00:51	15795	1,256.93
53	000:00:52	15975	1,271.25
54	000:00:53	16174	1,287.09
55	000:00:54	16377	1,303.24
56	000:00:55	16583	1,319.63
57	000:00:56	16768	1,334.36
58	000:00:57	16972	1,350.59
59	000:00:58	17181	1,367.22
60	000:00:59	17388	1,383.69
61	000:01:00	17578	1,398.81
62	000:01:01	17789	1,415.60
63	000:01:02	17991	1,431.68
64	000:01:03	18192	1,447.67
65	000:01:04	18392	1,463.59
66	000:01:05	18565	1,477.36
67	000:01:06	18759	1,492.79
68	000:01:07	18948	1,507.83
69	000:01:08	19133	1,522.56
70	000:01:09	19305	1,536.24
71	000:01:10	19500	1,551.76
72	000:01:11	19695	1,567.28
73	000:01:12	19880	1,582.00
74	000:01:13	20021	1,593.22
75	000:01:14	20170	1,605.08
76	000:01:15	20318	1,616.86
77	000:01:16	20480	1,629.75
78	000:01:17	20634	1,642.00

HM Data Download - Concrete Test Results

READ #	TIME	LOAD	STRESS (PSI)
79	000:01:18	20812	1,656.17
80	000:01:19	21002	1,671.29
81	000:01:20	21206	1,687.52
82	000:01:21	21392	1,702.32
83	000:01:22	21598	1,718.71
84	000:01:23	21807	1,735.35
85	000:01:24	22012	1,751.66
86	000:01:25	22189	1,765.74
87	000:01:26	22390	1,781.74
88	000:01:27	22596	1,798.13
89	000:01:28	22811	1,815.24
90	000:01:29	23008	1,830.92
91	000:01:30	23221	1,847.87
92	000:01:31	23431	1,864.58
93	000:01:32	23642	1,881.37
94	000:01:33	23831	1,896.41
95	000:01:34	24041	1,913.12
96	000:01:35	24258	1,930.39
97	000:01:36	24477	1,947.82
98	000:01:37	24673	1,963.41
99	000:01:38	24896	1,981.16
100	000:01:39	25113	1,998.43
101	000:01:40	25331	2,015.78
102	000:01:41	25522	2,030.98
103	000:01:42	25728	2,047.37
104	000:01:43	25939	2,064.16
105	000:01:44	26161	2,081.83
106	000:01:45	26358	2,097.50
107	000:01:46	26579	2,115.09
108	000:01:47	26802	2,132.84
109	000:01:48	27034	2,151.30
110	000:01:49	27240	2,167.69
111	000:01:50	27472	2,186.15
112	000:01:51	27733	2,206.92
113	000:01:52	28126	2,238.20
114	000:01:53	28577	2,274.09
115	000:01:54	29003	2,307.99
116	000:01:55	29440	2,342.76

HM Data Download - Concrete Test Results

READ #	TIME	LOAD	STRESS (PSI)
117	000:01:56	29832	2,373.96
118	000:01:57	30278	2,409.45
119	000:01:58	30727	2,445.18
120	000:01:59	31169	2,480.35
121	000:02:00	31546	2,510.35
122	000:02:01	31958	2,543.14
123	000:02:02	32377	2,576.48
124	000:02:03	32810	2,610.94
125	000:02:04	33204	2,642.29
126	000:02:05	33649	2,677.70
127	000:02:06	34094	2,713.11
128	000:02:07	34539	2,748.53
129	000:02:08	34941	2,780.52
130	000:02:09	35382	2,815.61
131	000:02:10	35808	2,849.51
132	000:02:11	36242	2,884.05
133	000:02:12	36681	2,918.98
134	000:02:13	37069	2,949.86
135	000:02:14	37499	2,984.08
136	000:02:15	37931	3,018.45
137	000:02:16	38357	3,052.35
138	000:02:17	38750	3,083.63
139	000:02:18	39178	3,117.69
140	000:02:19	39594	3,150.79
141	000:02:20	39988	3,182.14
142	000:02:21	40333	3,209.60
143	000:02:22	40709	3,239.52
144	000:02:23	41075	3,268.64
145	000:02:24	41415	3,295.70
146	000:02:25	41674	3,316.31
147	000:02:26	41852	3,330.48
148	000:02:27	41345	3,290.13
149	000:02:28	41258	3,283.21
150	000:02:29	41418	3,295.94
151	000:02:30	41649	3,314.32
152	000:02:31	41872	3,332.07
153	000:02:32	42095	3,349.81
154	000:02:33	42306	3,366.60

HM Data Download - Concrete Test Results

READ #	TIME	LOAD	STRESS (PSI)
155	000:02:34	42538	3,385.07
156	000:02:35	42761	3,402.81
157	000:02:36	42956	3,418.33
158	000:02:37	43105	3,430.19
159	000:02:38	43214	3,438.86
160	000:02:39	43255	3,442.12
161	000:02:40	43276	3,443.79
162	000:02:41	43274	3,443.64
163	000:02:42	43216	3,439.02
164	000:02:43	43197	3,437.51
165	000:02:44	43232	3,440.29
166	000:02:45	43309	3,446.42
167	000:02:46	43447	3,457.40
168	000:02:47	43578	3,467.83
169	000:02:48	43671	3,475.23
170	000:02:49	43753	3,481.75
171	000:02:50	43867	3,490.82
172	000:02:51	43991	3,500.69
173	000:02:52	44072	3,507.14
174	000:02:53	44099	3,509.29
175	000:02:54	43114	3,430.90
176	000:02:55	42171	3,355.86
177	000:02:56	42062	3,347.19
178	000:02:57	42088	3,349.26
179	000:02:58	36907	2,936.97
180	000:02:59	33096	2,633.70
181	000:02:59	32608	2,594.86

Concrete Test

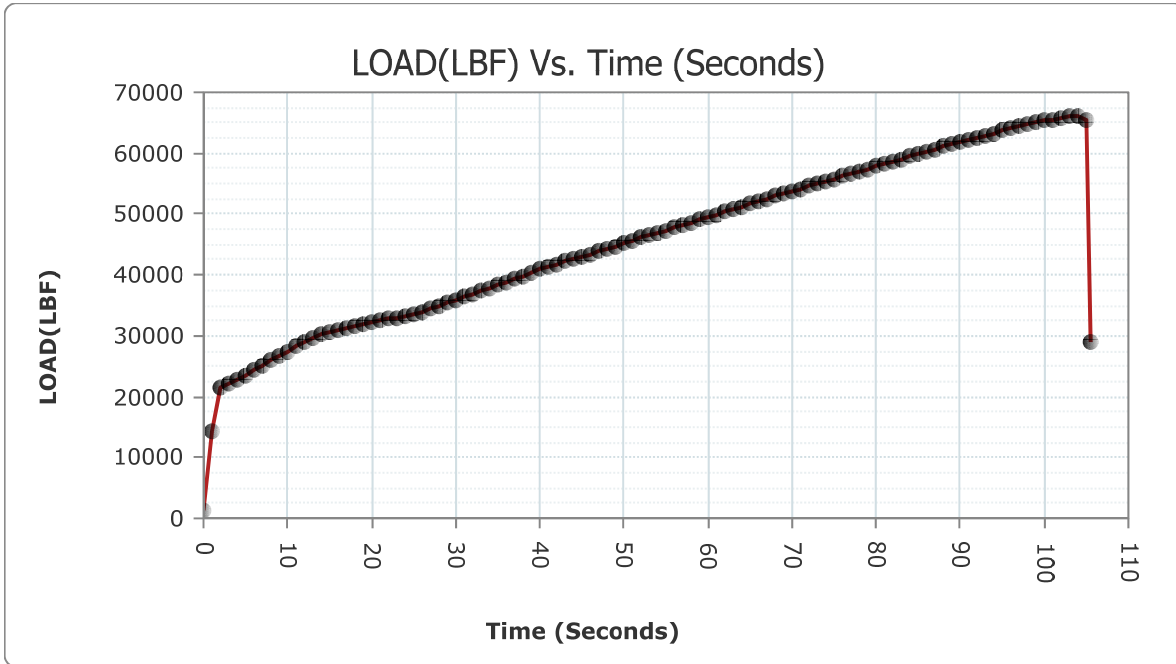
Sample Identification: G28_2

Machine ID: 6a127

Test Type: ASTM C39

6/12/2020

TYPE	PEAK VALUES	UNITS
LOAD	66011	LBF
Diameter	4.00	IN
Length	8.00	IN
Cross-Sectional Area	12.57	IN ²
Sample Age	0.0	day(s)
Corrected Stress	5252.98	PSI
Average Pace Rate	413.88	LBF
Fracture Type	Type 1	
Correction Factor	1.000	
Temperature @ START	87.5	°F
Temperature @ FINISH	87.6	°F



READ #	TIME	LOAD	STRESS (PSI)
1	000:00:00	1266	100.75
2	000:00:01	14308	1,138.59

HM Data Download - Concrete Test Results

READ #	TIME	LOAD	STRESS (PSI)
3	000:00:02	21483	1,709.56
4	000:00:03	22102	1,758.82
5	000:00:04	22841	1,817.63
6	000:00:05	23532	1,872.62
7	000:00:06	24315	1,934.93
8	000:00:07	25108	1,998.03
9	000:00:08	25912	2,062.01
10	000:00:09	26637	2,119.71
11	000:00:10	27454	2,184.72
12	000:00:11	28271	2,249.73
13	000:00:12	29093	2,315.15
14	000:00:13	29757	2,367.99
15	000:00:14	30295	2,410.80
16	000:00:15	30715	2,444.22
17	000:00:16	31056	2,471.36
18	000:00:17	31309	2,491.49
19	000:00:18	31591	2,513.93
20	000:00:19	31881	2,537.01
21	000:00:20	32171	2,560.09
22	000:00:21	32435	2,581.10
23	000:00:22	32724	2,604.09
24	000:00:23	33022	2,627.81
25	000:00:24	33313	2,650.96
26	000:00:25	33586	2,672.69
27	000:00:26	33998	2,705.47
28	000:00:27	34468	2,742.88
29	000:00:28	34939	2,780.36
30	000:00:29	35361	2,813.94
31	000:00:30	35830	2,851.26
32	000:00:31	36307	2,889.22
33	000:00:32	36829	2,930.76
34	000:00:33	37300	2,968.24
35	000:00:34	37824	3,009.94
36	000:00:35	38348	3,051.64
37	000:00:36	38869	3,093.10
38	000:00:37	39344	3,130.90
39	000:00:38	39870	3,172.75
40	000:00:39	40393	3,214.37

HM Data Download - Concrete Test Results

READ #	TIME	LOAD	STRESS (PSI)
41	000:00:40	40870	3,252.33
42	000:00:41	41269	3,284.08
43	000:00:42	41718	3,319.81
44	000:00:43	42163	3,355.22
45	000:00:44	42610	3,390.80
46	000:00:45	43010	3,422.63
47	000:00:46	43457	3,458.20
48	000:00:47	43900	3,493.45
49	000:00:48	44347	3,529.02
50	000:00:49	44748	3,560.93
51	000:00:50	45192	3,596.27
52	000:00:51	45638	3,631.76
53	000:00:52	46080	3,666.93
54	000:00:53	46480	3,698.76
55	000:00:54	46922	3,733.93
56	000:00:55	47366	3,769.27
57	000:00:56	47805	3,804.20
58	000:00:57	48204	3,835.95
59	000:00:58	48641	3,870.73
60	000:00:59	49084	3,905.98
61	000:01:00	49520	3,940.68
62	000:01:01	49918	3,972.35
63	000:01:02	50356	4,007.20
64	000:01:03	50793	4,041.98
65	000:01:04	51224	4,076.28
66	000:01:05	51619	4,107.71
67	000:01:06	52054	4,142.33
68	000:01:07	52485	4,176.62
69	000:01:08	52920	4,211.24
70	000:01:09	53309	4,242.20
71	000:01:10	53739	4,276.41
72	000:01:11	54168	4,310.55
73	000:01:12	54595	4,344.53
74	000:01:13	54979	4,375.09
75	000:01:14	55404	4,408.91
76	000:01:15	55828	4,442.65
77	000:01:16	56250	4,476.23
78	000:01:17	56629	4,506.39

HM Data Download - Concrete Test Results

READ #	TIME	LOAD	STRESS (PSI)
79	000:01:18	57047	4,539.66
80	000:01:19	57465	4,572.92
81	000:01:20	57883	4,606.18
82	000:01:21	58254	4,635.71
83	000:01:22	58666	4,668.49
84	000:01:23	59076	4,701.12
85	000:01:24	59486	4,733.75
86	000:01:25	59851	4,762.79
87	000:01:26	60254	4,794.86
88	000:01:27	60653	4,826.61
89	000:01:28	61052	4,858.36
90	000:01:29	61406	4,886.53
91	000:01:30	61800	4,917.89
92	000:01:31	62187	4,948.68
93	000:01:32	62569	4,979.08
94	000:01:33	62911	5,006.30
95	000:01:34	63288	5,036.30
96	000:01:35	63654	5,065.42
97	000:01:36	64016	5,094.23
98	000:01:37	64336	5,119.70
99	000:01:38	64692	5,148.03
100	000:01:39	65027	5,174.68
101	000:01:40	65313	5,197.44
102	000:01:41	65592	5,219.65
103	000:01:42	65834	5,238.90
104	000:01:43	65999	5,252.03
105	000:01:44	65944	5,247.66
106	000:01:45	65353	5,200.63
107	000:01:45	29129	2,318.01

Concrete Test

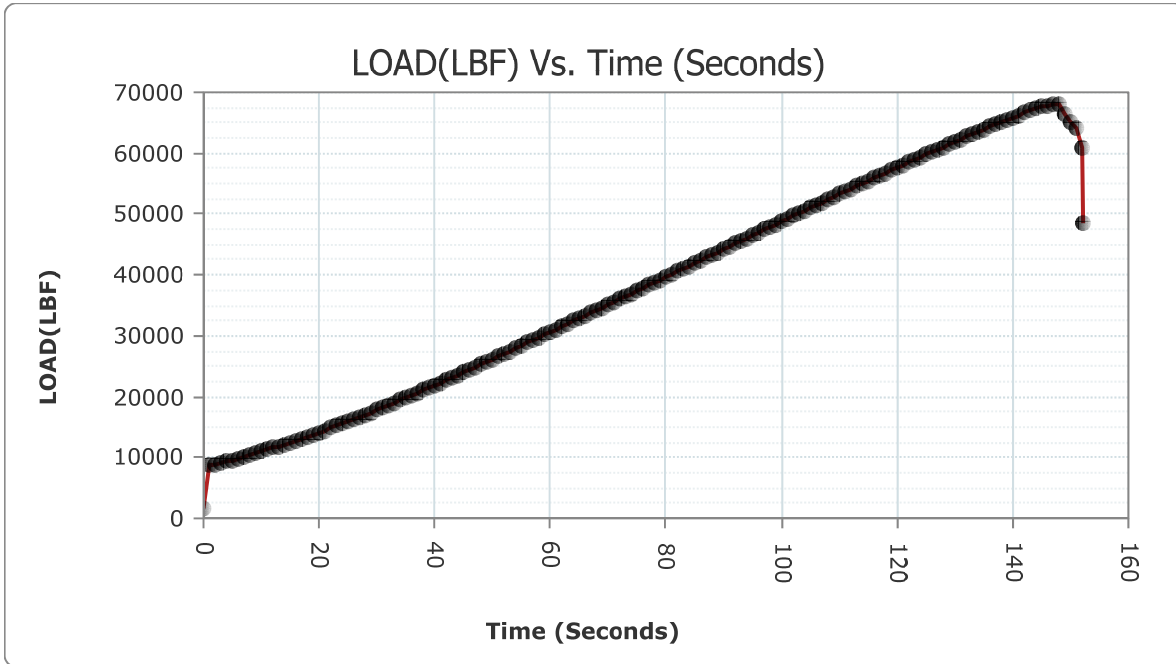
Sample Identification: G28_3

Machine ID: 6a127

Test Type: ASTM C39

6/12/2020

TYPE	PEAK VALUES	UNITS
LOAD	68091	LBF
Diameter	4.00	IN
Length	8.00	IN
Cross-Sectional Area	12.57	IN ²
Sample Age	0.0	day(s)
Corrected Stress	5418.47	PSI
Average Pace Rate	431.76	LBF
Fracture Type	Type 1	
Correction Factor	1.000	
Temperature @ START	87.6	°F
Temperature @ FINISH	87.6	°F



READ #	TIME	LOAD	STRESS (PSI)
1	000:00:00	1586	126.21
2	000:00:01	8656	688.82

HM Data Download - Concrete Test Results

READ #	TIME	LOAD	STRESS (PSI)
3	000:00:02	8750	696.30
4	000:00:03	9026	718.27
5	000:00:04	9287	739.04
6	000:00:05	9530	758.37
7	000:00:06	9809	780.58
8	000:00:07	10091	803.02
9	000:00:08	10382	826.17
10	000:00:09	10647	847.26
11	000:00:10	10949	871.29
12	000:00:11	11256	895.72
13	000:00:12	11565	920.31
14	000:00:13	11851	943.07
15	000:00:14	12169	968.38
16	000:00:15	12499	994.64
17	000:00:16	12827	1,020.74
18	000:00:17	13128	1,044.69
19	000:00:18	13468	1,071.75
20	000:00:19	13809	1,098.89
21	000:00:20	14157	1,126.58
22	000:00:21	14478	1,152.12
23	000:00:22	14831	1,180.21
24	000:00:23	15196	1,209.26
25	000:00:24	15561	1,238.31
26	000:00:25	15898	1,265.12
27	000:00:26	16276	1,295.20
28	000:00:27	16657	1,325.52
29	000:00:28	17048	1,356.64
30	000:00:29	17395	1,384.25
31	000:00:30	17793	1,415.92
32	000:00:31	18197	1,448.07
33	000:00:32	18601	1,480.22
34	000:00:33	18967	1,509.35
35	000:00:34	19379	1,542.13
36	000:00:35	19793	1,575.08
37	000:00:36	20217	1,608.82
38	000:00:37	20599	1,639.22
39	000:00:38	21026	1,673.20
40	000:00:39	21452	1,707.10

HM Data Download - Concrete Test Results

READ #	TIME	LOAD	STRESS (PSI)
41	000:00:40	21837	1,737.73
42	000:00:41	22270	1,772.19
43	000:00:42	22701	1,806.49
44	000:00:43	23140	1,841.42
45	000:00:44	23535	1,872.86
46	000:00:45	23975	1,907.87
47	000:00:46	24414	1,942.80
48	000:00:47	24856	1,977.98
49	000:00:48	25304	2,013.63
50	000:00:49	25704	2,045.46
51	000:00:50	26152	2,081.11
52	000:00:51	26601	2,116.84
53	000:00:52	27054	2,152.89
54	000:00:53	27459	2,185.12
55	000:00:54	27912	2,221.17
56	000:00:55	28367	2,257.37
57	000:00:56	28822	2,293.58
58	000:00:57	29235	2,326.45
59	000:00:58	29689	2,362.58
60	000:00:59	30148	2,399.10
61	000:01:00	30610	2,435.87
62	000:01:01	31023	2,468.73
63	000:01:02	31483	2,505.34
64	000:01:03	31944	2,542.02
65	000:01:04	32404	2,578.63
66	000:01:05	32822	2,611.89
67	000:01:06	33286	2,648.82
68	000:01:07	33749	2,685.66
69	000:01:08	34215	2,722.74
70	000:01:09	34632	2,755.93
71	000:01:10	35098	2,793.01
72	000:01:11	35565	2,830.17
73	000:01:12	36028	2,867.02
74	000:01:13	36447	2,900.36
75	000:01:14	36915	2,937.60
76	000:01:15	37381	2,974.69
77	000:01:16	37850	3,012.01
78	000:01:17	38268	3,045.27

HM Data Download - Concrete Test Results

READ #	TIME	LOAD	STRESS (PSI)
79	000:01:18	38736	3,082.51
80	000:01:19	39205	3,119.83
81	000:01:20	39672	3,157.00
82	000:01:21	40091	3,190.34
83	000:01:22	40560	3,227.66
84	000:01:23	41028	3,264.90
85	000:01:24	41495	3,302.07
86	000:01:25	41917	3,335.65
87	000:01:26	42387	3,373.05
88	000:01:27	42852	3,410.05
89	000:01:28	43321	3,447.38
90	000:01:29	43741	3,480.80
91	000:01:30	44204	3,517.64
92	000:01:31	44671	3,554.81
93	000:01:32	45138	3,591.97
94	000:01:33	45557	3,625.31
95	000:01:34	46025	3,662.55
96	000:01:35	46492	3,699.72
97	000:01:36	46956	3,736.64
98	000:01:37	47385	3,770.78
99	000:01:38	47851	3,807.86
100	000:01:39	48312	3,844.55
101	000:01:40	48732	3,877.97
102	000:01:41	49194	3,914.73
103	000:01:42	49655	3,951.42
104	000:01:43	50116	3,988.10
105	000:01:44	50532	4,021.21
106	000:01:45	50992	4,057.81
107	000:01:46	51451	4,094.34
108	000:01:47	51909	4,130.79
109	000:01:48	52324	4,163.81
110	000:01:49	52782	4,200.26
111	000:01:50	53235	4,236.31
112	000:01:51	53692	4,272.67
113	000:01:52	54102	4,305.30
114	000:01:53	54555	4,341.35
115	000:01:54	55008	4,377.40
116	000:01:55	55460	4,413.37

HM Data Download - Concrete Test Results

READ #	TIME	LOAD	STRESS (PSI)
117	000:01:56	55866	4,445.67
118	000:01:57	56315	4,481.41
119	000:01:58	56766	4,517.29
120	000:01:59	57209	4,552.55
121	000:02:00	57613	4,584.70
122	000:02:01	58054	4,619.79
123	000:02:02	58499	4,655.20
124	000:02:03	58940	4,690.30
125	000:02:04	59339	4,722.05
126	000:02:05	59774	4,756.66
127	000:02:06	60212	4,791.52
128	000:02:07	60644	4,825.90
129	000:02:08	61034	4,856.93
130	000:02:09	61464	4,891.15
131	000:02:10	61892	4,925.21
132	000:02:11	62317	4,959.03
133	000:02:12	62697	4,989.27
134	000:02:13	63116	5,022.61
135	000:02:14	63535	5,055.95
136	000:02:15	63944	5,088.50
137	000:02:16	64313	5,117.87
138	000:02:17	64718	5,150.09
139	000:02:18	65118	5,181.93
140	000:02:19	65514	5,213.44
141	000:02:20	65857	5,240.73
142	000:02:21	66235	5,270.81
143	000:02:22	66602	5,300.02
144	000:02:23	66956	5,328.19
145	000:02:24	67297	5,355.33
146	000:02:25	67579	5,377.77
147	000:02:26	67858	5,399.97
148	000:02:27	68068	5,416.68
149	000:02:28	67987	5,410.23
150	000:02:29	66343	5,279.41
151	000:02:30	65105	5,180.89
152	000:02:31	64255	5,113.25
153	000:02:32	60975	4,852.24
154	000:02:32	48509	3,860.22