

Special Issue

Weekly Motor Fuel Report

Office of Highway
Policy Information

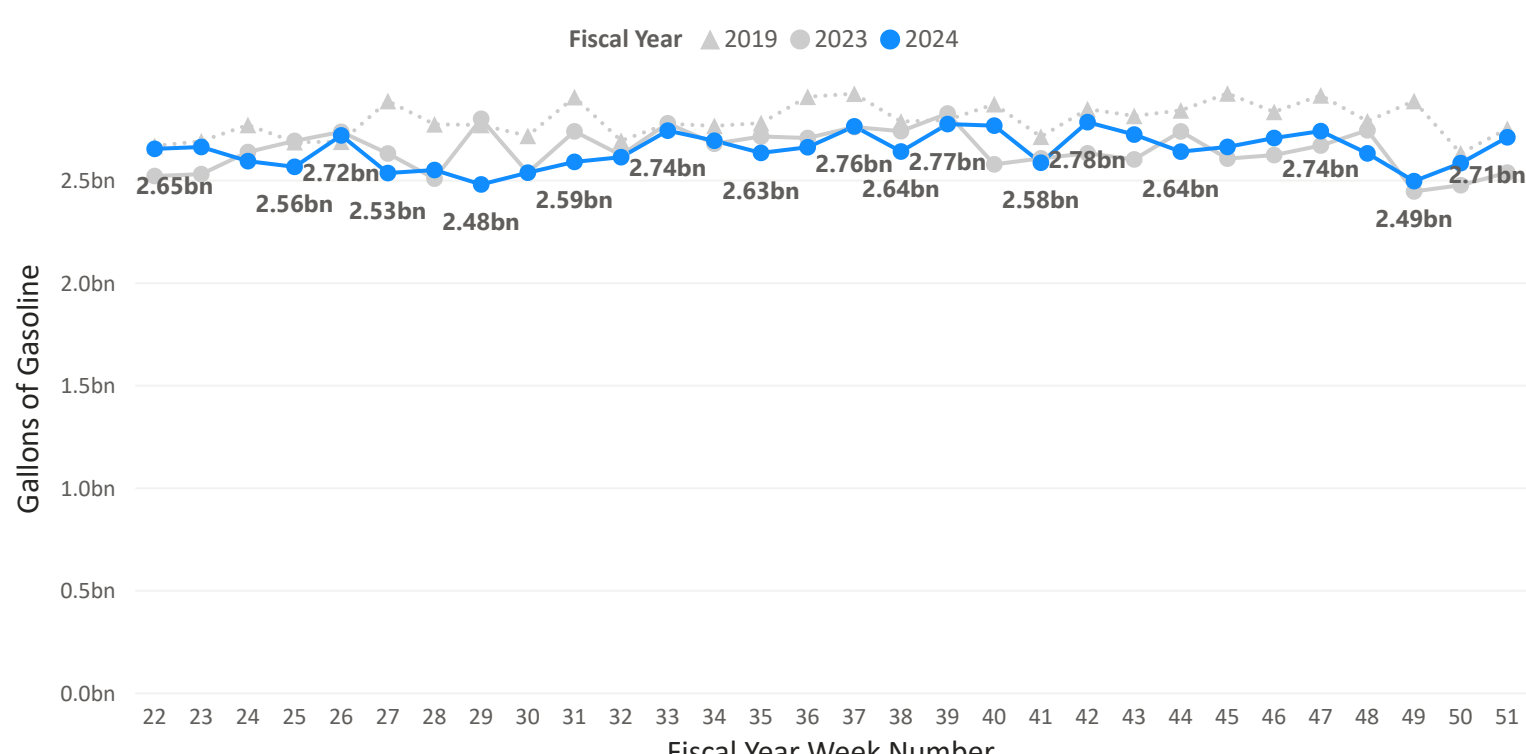
Gasoline Product Supplied for Fiscal Year Week No. 51

Data complete through 9/20/2024

Excludes Diesel and Alternative Fuels

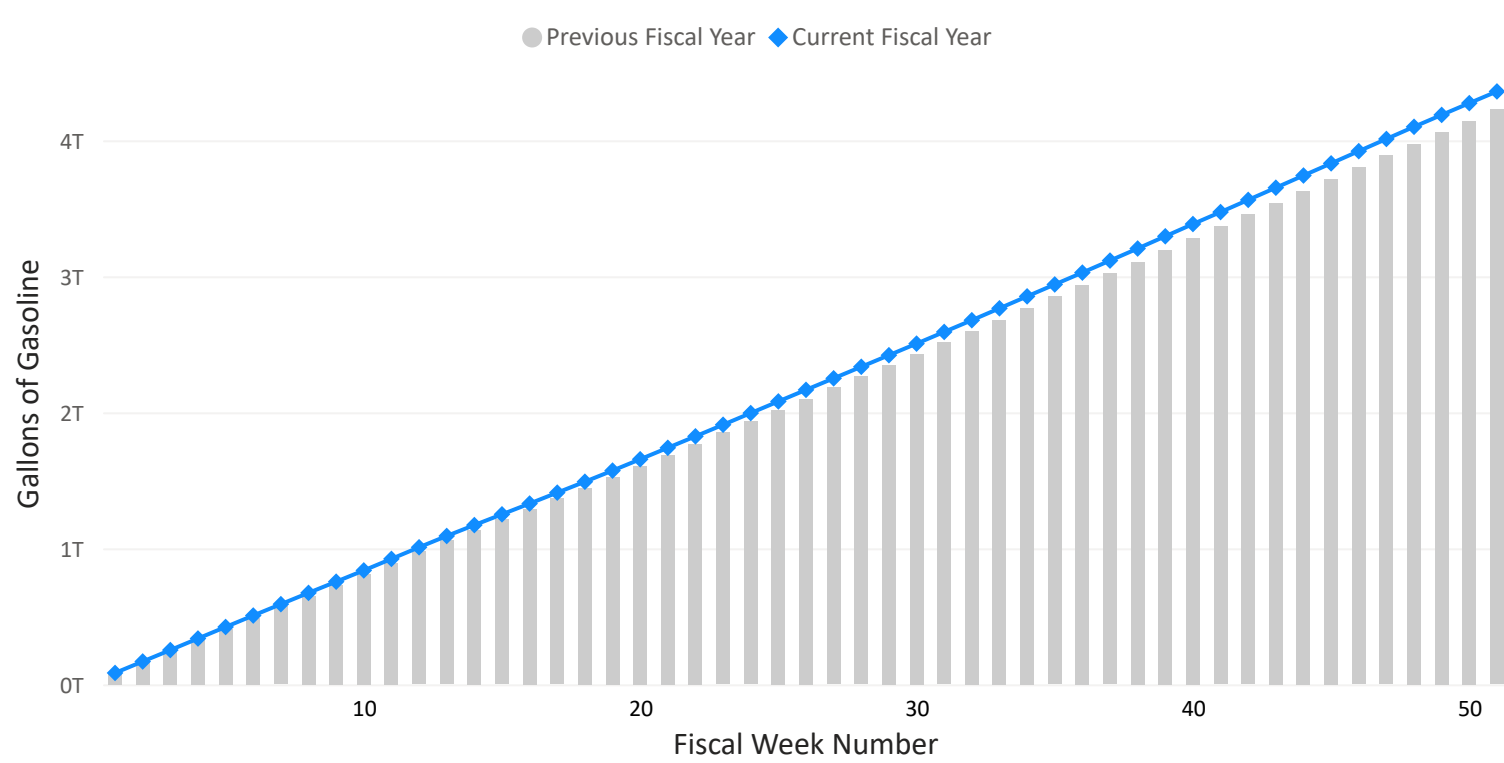
Gasoline product supplied totaled 2.71 billion gallons in week 51. This is an increase of 4.89% from the previous week.

Weekly Gasoline Product Supplied



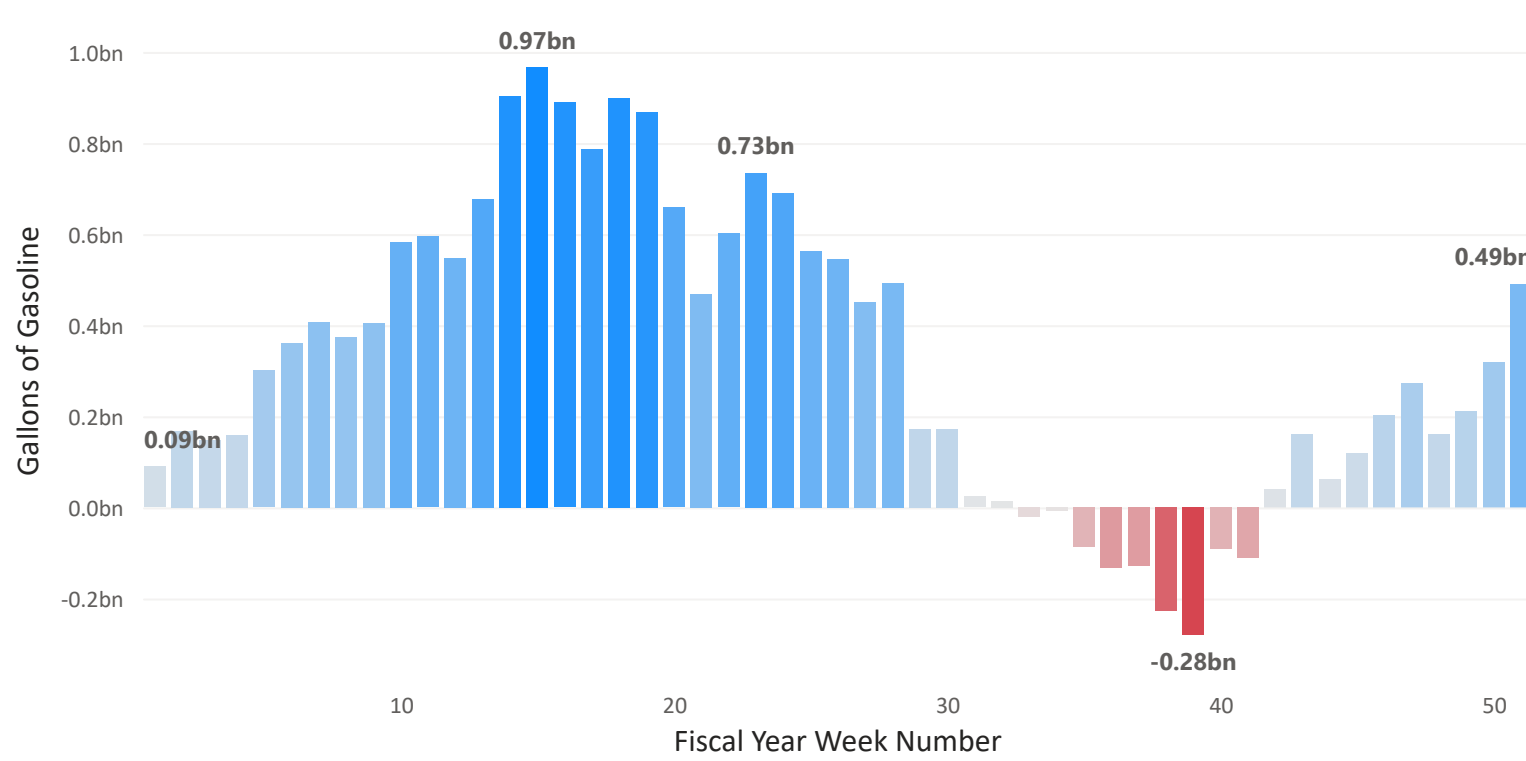
Gasoline product supplied compared to the same week in FY 2023 increased by 6.8% and decreased by 1.51% for the same week in FY 2019.

Weekly Cumulative Gallons of Gasoline Product Supplied



By this week in FY 2024, the gasoline supply increased by 0.49 billion gallons compared to the same week in FY 2023.

Cumulative Difference in Gallons of Gasoline Product Supplied in the US by Week (FY 2024 - FY 2023)



Weekly Gasoline Product Supplied Table

Fiscal Week Number	Current Year Production	Previous Year Production	Difference From Same Week Last Year	Current Year Cumulative Production	Cumulative Difference
1	2,522,814,000	2,433,144,000	89,670,000	2,522,814,000	89,670,000
2	2,629,242,000	2,551,332,000	77,910,000	5,152,056,000	167,580,000
3	2,606,016,000	2,625,420,000	-19,404,000	7,758,072,000	148,176,000
4	2,556,918,000	2,546,040,000	10,878,000	10,314,990,000	159,054,000
5	2,790,648,000	2,649,234,000	141,414,000	13,105,638,000	300,468,000
6	2,631,006,000	2,570,148,000	60,858,000	15,736,644,000	361,326,000
7	2,493,120,000	2,448,138,000	44,982,000	18,229,764,000	406,308,000
8	2,412,564,000	2,445,198,000	-32,634,000	20,642,328,000	373,674,000
9	2,489,004,000	2,457,252,000	31,752,000	23,131,332,000	405,426,000
10	2,604,546,000	2,426,970,000	177,576,000	25,735,878,000	583,002,000
11	2,573,676,000	2,561,916,000	11,760,000	28,309,554,000	594,762,000
12	2,695,392,000	2,742,138,000	-46,746,000	31,004,946,000	548,016,000
13	2,338,476,000	2,209,116,000	129,360,000	33,343,422,000	677,376,000
14	2,447,550,000	2,222,052,000	225,498,000	35,790,972,000	902,874,000
15	2,431,086,000	2,367,876,000	63,210,000	38,222,058,000	966,084,000
16	2,316,720,000	2,393,748,000	-77,028,000	40,538,778,000	889,056,000
17	2,394,336,000	2,496,354,000	-102,018,000	42,933,114,000	787,038,000
18	2,589,258,000	2,477,832,000	111,426,000	45,522,372,000	898,464,000
19	2,401,392,000	2,432,556,000	-31,164,000	47,923,764,000	867,300,000
20	2,410,800,000	2,619,540,000	-208,740,000	50,334,564,000	658,560,000
21	2,489,298,000	2,678,928,000	-189,630,000	52,823,862,000	468,930,000
22	2,649,822,000	2,517,228,000	132,594,000	55,473,684,000	601,524,000
23	2,658,936,000	2,526,636,000	132,300,000	58,132,620,000	733,824,000
24	2,589,846,000	2,634,240,000	-44,394,000	60,722,466,000	689,430,000
25	2,562,210,000	2,688,630,000	-126,420,000	63,284,676,000	563,010,000
26	2,715,384,000	2,732,730,000	-17,346,000	66,000,060,000	545,664,000
27	2,531,928,000	2,627,184,000	-95,256,000	68,531,988,000	450,408,000
28	2,546,628,000	2,504,586,000	42,042,000	71,078,616,000	492,450,000
29	2,476,362,000	2,796,234,000	-319,872,000	73,554,978,000	172,578,000
30	2,533,692,000	2,533,692,000	0	76,088,670,000	172,578,000
31	2,586,318,000	2,735,082,000	-148,764,000	78,674,988,000	23,814,000
32	2,609,250,000	2,618,952,000	-9,702,000	81,284,238,000	14,112,000
33	2,738,610,000	2,774,478,000	-35,868,000	84,022,848,000	-21,756,000
34	2,689,512,000	2,674,812,000	14,700,000	86,712,360,000	-7,056,000
35	2,630,124,000	2,710,092,000	-79,968,000	89,342,484,000	-87,024,000
36	2,657,760,000	2,702,742,000	-44,982,000	92,000,244,000	-132,006,000
37	2,759,484,000	2,756,250,000	3,234,000	94,759,728,000	-128,772,000
38	2,636,886,000	2,735,964,000	-99,078,000	97,396,614,000	-227,850,000
39	2,770,656,000	2,822,106,000	-51,450,000	100,167,270,000	-279,300,000
40	2,763,012,000	2,574,264,000	188,748,000	102,930,282,000	-90,552,000
41	2,582,202,000	2,603,370,000	-21,168,000	105,512,484,000	-111,720,000
42	2,780,064,000	2,628,066,000	151,998,000	108,292,548,000	40,278,000
43	2,719,500,000	2,598,372,000	121,128,000	111,012,048,000	161,406,000
44	2,636,298,000	2,734,788,000	-98,490,000	113,648,346,000	62,916,000
45	2,659,230,000	2,602,194,000	57,036,000	116,307,576,000	119,952,000
46	2,702,742,000	2,619,540,000	83,202,000	119,010,318,000	203,154,000
47	2,736,258,000	2,665,992,000	70,266,000	121,746,576,000	273,420,000
48	2,627,772,000	2,740,374,000	-112,602,000	124,374,348,000	160,818,000
49	2,492,532,000	2,442,258,000	50,274,000	126,866,880,000	211,092,000
50	2,580,144,000	2,472,540,000	107,604,000	129,447,024,000	318,696,000
51	2,706,270,000	2,533,986,000	172,284,000	132,153,294,000	490,980,000
Total	132,153,294,000	131,662,314,000	490,980,000	132,153,294,000	490,980,000

Source: Derived from U.S. Product Supplied of Finished Motor Gasoline, Weekly, U.S. Energy Information Administration, published 9/25/2024

Please direct questions to: PolicyInfoFeedback@dot.gov