

# Special Issue

## Weekly Motor Fuel Report

Office of Highway  
Policy Information

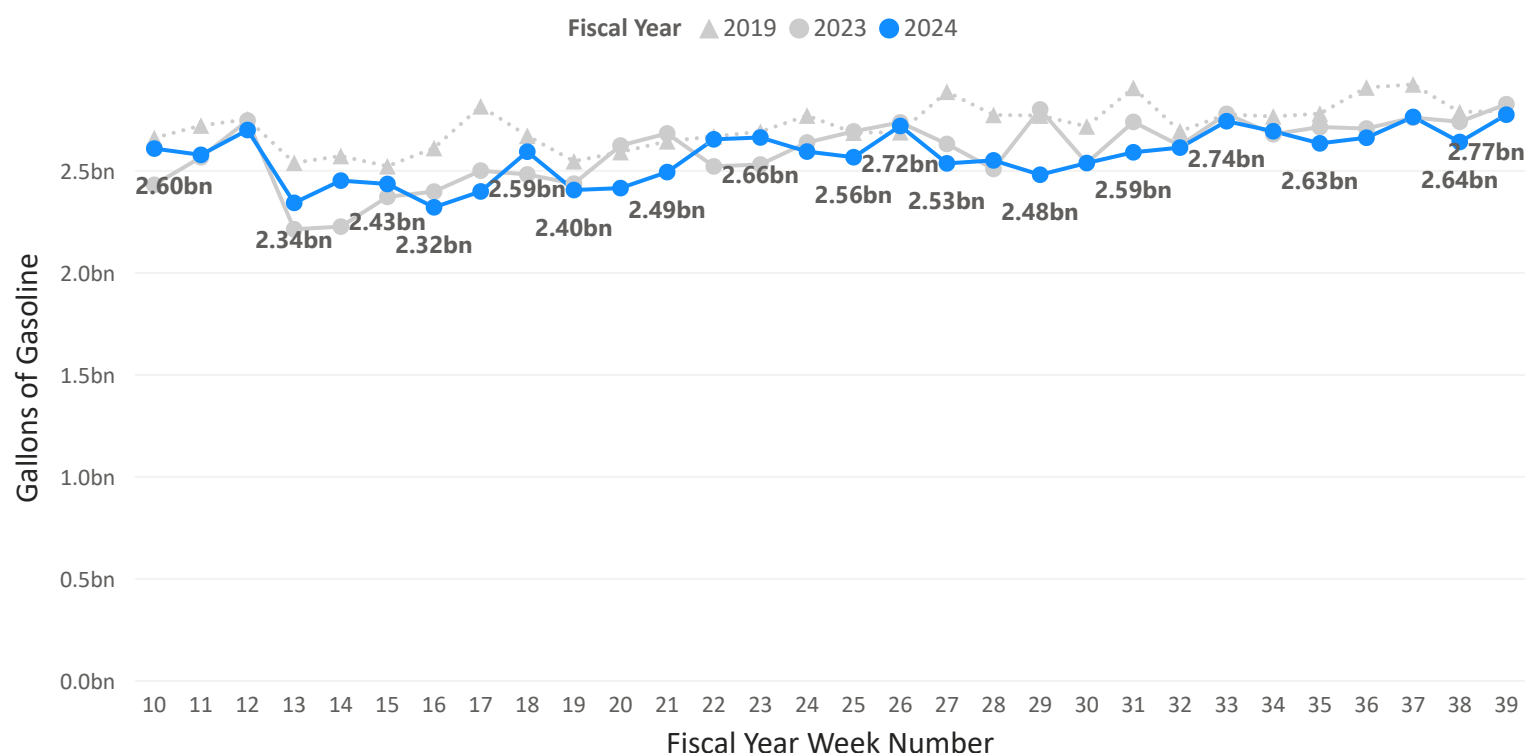
Gasoline Product Supplied for Fiscal Year Week No. 39

Data complete through 6/28/2024

Excludes Diesel and Alternative Fuels

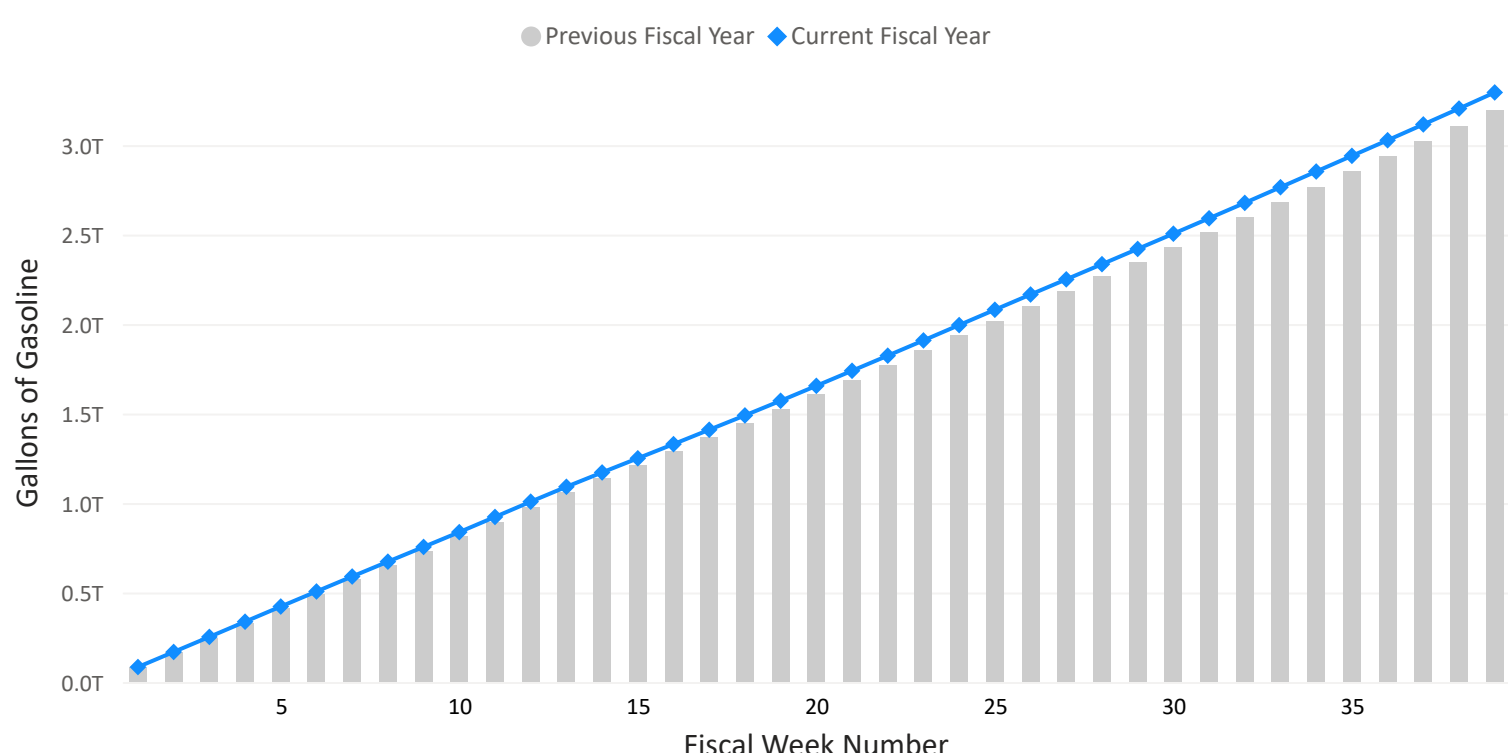
**Gasoline product supplied totaled 2.77 billion gallons in week 39. This is an increase of 5.07% from the previous week.**

### Weekly Gasoline Product Supplied



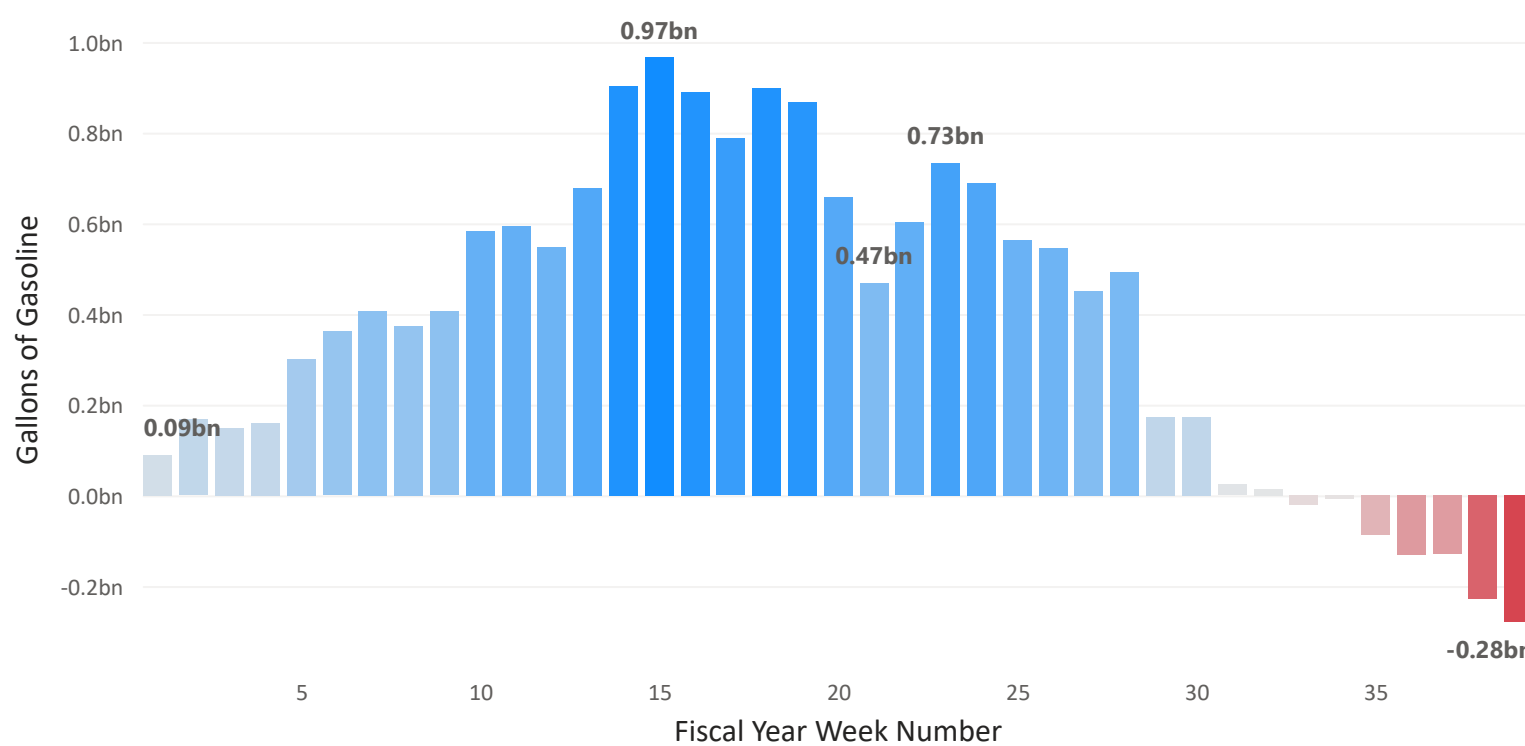
**Gasoline product supplied compared to the same week in FY 2023 decreased by 1.82% and decreased by 0.72% for the same week in FY 2019**

### Weekly Cumulative Gallons of Gasoline Product Supplied



**By this week in FY 2024, the gasoline supply decreased by 0.28 billion gallons compared to the same week in FY 2023.**

### Cumulative Difference in Gallons of Gasoline Product Supplied in the US by Week (FY 2024 - FY 2023)



### Weekly Gasoline Product Supplied Table

Fiscal Week Number	Current Year Production	Previous Year Production	Difference From Same Week Last Year	Current Year Cumulative Production	Cumulative Difference
1	2,522,814,000	2,433,144,000	89,670,000	2,522,814,000	89,670,000
2	2,629,242,000	2,551,332,000	77,910,000	5,152,056,000	167,580,000
3	2,606,016,000	2,625,420,000	-19,404,000	7,758,072,000	148,176,000
4	2,556,918,000	2,546,040,000	10,878,000	10,314,990,000	159,054,000
5	2,790,648,000	2,649,234,000	141,414,000	13,105,638,000	300,468,000
6	2,631,006,000	2,570,148,000	60,858,000	15,736,644,000	361,326,000
7	2,493,120,000	2,448,138,000	44,982,000	18,229,764,000	406,308,000
8	2,412,564,000	2,445,198,000	-32,634,000	20,642,328,000	373,674,000
9	2,489,004,000	2,457,252,000	31,752,000	23,131,332,000	405,426,000
10	2,604,546,000	2,426,970,000	177,576,000	25,735,878,000	583,002,000
11	2,573,676,000	2,561,916,000	11,760,000	28,309,554,000	594,762,000
12	2,695,392,000	2,742,138,000	-46,746,000	31,004,946,000	548,016,000
13	2,338,476,000	2,209,116,000	129,360,000	33,343,422,000	677,376,000
14	2,447,550,000	2,222,052,000	225,498,000	35,790,972,000	902,874,000
15	2,431,086,000	2,367,876,000	63,210,000	38,222,058,000	966,084,000
16	2,316,720,000	2,393,748,000	-77,028,000	40,538,778,000	889,056,000
17	2,394,336,000	2,496,354,000	-102,018,000	42,933,114,000	787,038,000
18	2,589,258,000	2,477,832,000	111,426,000	45,522,372,000	898,464,000
19	2,401,392,000	2,432,556,000	-31,164,000	47,923,764,000	867,300,000
20	2,410,800,000	2,619,540,000	-208,740,000	50,334,564,000	658,560,000
21	2,489,298,000	2,678,928,000	-189,630,000	52,823,862,000	468,930,000
22	2,649,822,000	2,517,228,000	132,594,000	55,473,684,000	601,524,000
23	2,658,936,000	2,526,636,000	132,300,000	58,132,620,000	733,824,000
24	2,589,846,000	2,634,240,000	-44,394,000	60,722,466,000	689,430,000
25	2,562,210,000	2,688,630,000	-126,420,000	63,284,676,000	563,010,000
26	2,715,384,000	2,732,730,000	-17,346,000	66,000,060,000	545,664,000
27	2,531,928,000	2,627,184,000	-95,256,000	68,531,988,000	450,408,000
28	2,546,628,000	2,504,586,000	42,042,000	71,078,616,000	492,450,000
29	2,476,362,000	2,796,234,000	-319,872,000	73,554,978,000	172,578,000
30	2,533,692,000	2,533,692,000	0	76,088,670,000	172,578,000
31	2,586,318,000	2,735,082,000	-148,764,000	78,674,988,000	23,814,000
32	2,609,250,000	2,618,952,000	-9,702,000	81,284,238,000	14,112,000
33	2,738,610,000	2,774,478,000	-35,868,000	84,022,848,000	-21,756,000
34	2,689,512,000	2,674,812,000	14,700,000	86,712,360,000	-7,056,000
35	2,630,124,000	2,710,092,000	-79,968,000	89,342,484,000	-87,024,000
36	2,657,760,000	2,702,742,000	-44,982,000	92,000,244,000	-132,006,000
37	2,759,484,000	2,756,250,000	3,234,000	94,759,728,000	-128,772,000
38	2,636,886,000	2,735,964,000	-99,078,000	97,396,614,000	-227,850,000
39	2,770,656,000	2,822,106,000	-51,450,000	100,167,270,000	-279,300,000
<b>Total</b>	<b>100,167,270,000</b>	<b>100,446,570,000</b>	<b>-279,300,000</b>	<b>100,167,270,000</b>	<b>-279,300,000</b>

Source: Derived from U.S. Product Supplied of Finished Motor Gasoline, Weekly, U.S. Energy Information Administration, published 7/3/2024

**Please direct questions to: [PolicyInfoFeedback@dot.gov](mailto:PolicyInfoFeedback@dot.gov)**