Highway Statistics Series: State Statistical Abstracts

(To view any chart in a table format, tab to the visual and select enter)

State	Year
California	2022

Population
39,029,342

Max. Value 39,029,342

11.7% of national

Vehicle Miles Traveled
315,243,572,600

22.0% of national

Land Area
(sq. miles)

No Data

No Data

Public Road Length
(miles)

182,103

10.0% of national

Public Road Lane Miles
410,934

12.9% of national

Motor Fuel Use
(thousand gallons)

16,954,722

9.8% of national

Driver Licenses
27,632,103

12.1% of national

Vehicle Registrations
31,119,113

13.8% of national

Population
(millions)

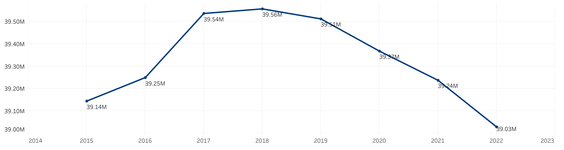

Vehicle Miles Traveled
(millions)

Vehicle Miles Traveled by Location

Vehicle Miles Traveled

Vehicle Miles Traveled by Road Type

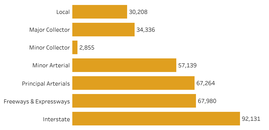

Public Road Length
(miles)

Public Road Length by Road Location

Public Road Length by Road Type

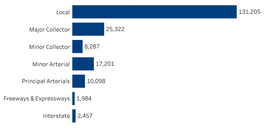

Vehicle Miles Traveled & Public Road Length
(percent)

	Vehicle Miles Traveled	Public Road Length
Local	6.1%	64.6%
Major Collector	10.1%	13.9%
Minor Collector	0.5%	4.3%
Minor Arterial	15.6%	9.2%
Principal Arterials	19.7%	5.5%
Freeways & Expressways	20.2%	1.0%
Interstate	27.9%	1.3%

Public Road Lane Miles
(miles)

Lane Miles Added

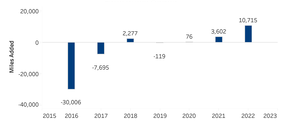

Lane Miles Added by Road Type

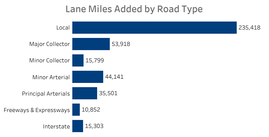

Vehicle Registrations
(millions)

Total Vehicle Registrations

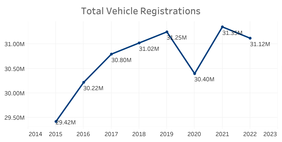

Vehicle Registrations by Vehicle Type

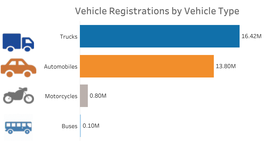

Driver Licenses
(millions)

Driver Licenses

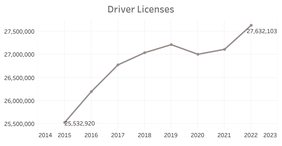

Driver Licenses by Gender

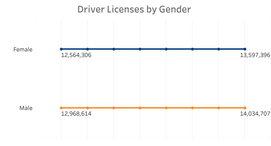

Vechicle Crash Fatalities
*(No bar indicates that there is no data available for that year)
(thousands)

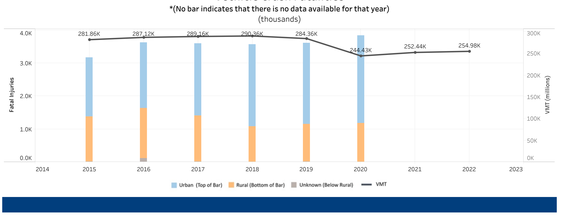

Motor Fuel Use
(billions)

Total Motor Fuel Use

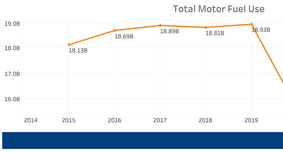

Motor Fuel Tax Rates
(per gallon)

Item	
Diesel	$0.41
Gasohol	$0.54
Gasoline	$0.54

Highway Funding Revenue
(thousands)

Highway Funding Revenue by Type

Total Highway Funding Revenue

$22,345,428

Highway Funding Expenditures
(thousands)

Highway Expenditures by Type

Total Highway Expenditures

$17,868,987