Highway Statistics Series: State Statistical Abstracts

(To view any chart in a table format, tab to the visual and select enter)

State	Year
North Dakota	2021

Population
774,948

Max. Value 774,948

0.2% of national

Vehicle Miles Traveled
9,255,666,420

0.6% of national

Land Area
(sq. miles)

No Data

No Data

Public Road Length
(miles)

88,412

2.9% of national

Public Road Lane Miles
179,351

2.4% of national

Motor Fuel Use
(thousand gallons)

701,995

0.6% of national

Driver Licenses
549,721

0.2% of national

Vehicle Registrations
925,186

0.4% of national

Population
(millions)

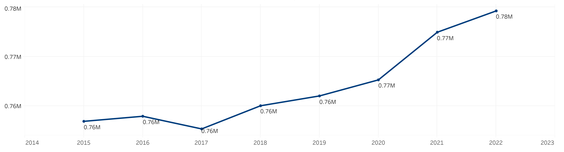

Vehicle Miles Traveled
(millions)

Vehicle Miles Traveled by Location

Vehicle Miles Traveled

Vehicle Miles Traveled by Road Type

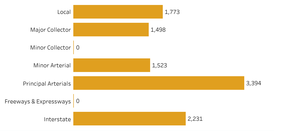

Public Road Length
(miles)

Public Road Length by Road Location

Public Road Length by Road Type

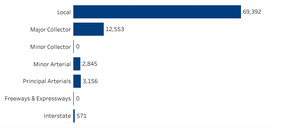

Vehicle Miles Traveled & Public Road Length
(percent)

	Vehicle Miles Traveled	Public Road Length
Local	19.2%	78.5%
Major Collector	13.8%	14.1%
Minor Collector	0.0%	0.0%
Minor Arterial	14.5%	3.2%
Principal Arterials	30.3%	3.6%
Freeways & Expressways	0.0%	0.0%
Interstate	22.3%	0.6%

Public Road Lane Miles
(miles)

Lane Miles Added

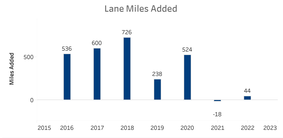

Lane Miles Added by Road Type

Vehicle Registrations
(millions)

Total Vehicle Registrations

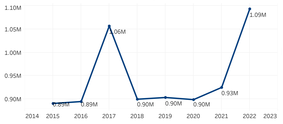

Vehicle Registrations by Vehicle Type

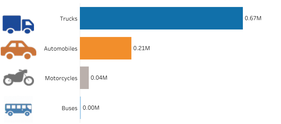

Driver Licenses
(millions)

Driver Licenses

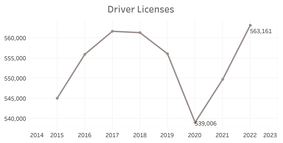

Driver Licenses by Gender

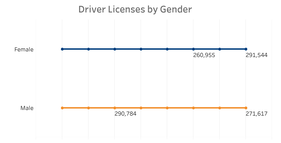

Vechicle Crash Fatalities

*(No bar indicates that there is no data available for that year)

(thousands)

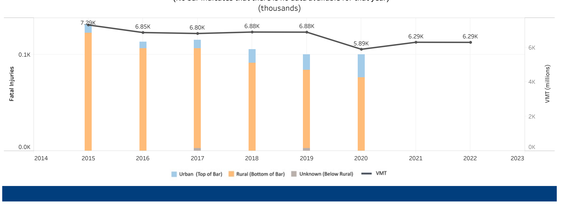

Motor Fuel Use
(billions)

Total Motor Fuel Use

Motor Fuel Tax Rates
(per gallon)

Item	
Diesel	$0.23
Gasohol	$0.23
Gasoline	$0.23

Highway Funding Revenue
(thousands)

Highway Funding Revenue by Type

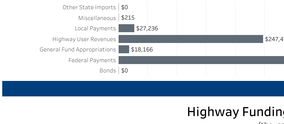

Total Highway Funding Revenue

$624,265

Highway Funding Expenditures
(thousands)

Highway Expenditures by Type

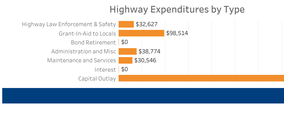

Total Highway Expenditures

$614,194