



State
Maine

Year
2021




Population
1,372,247

Max. Value
0.4% of national
1,372,247




Vehicle Miles Traveled
14,559,825,000

1.5% of national




Land Area
(sq. miles)
No Data

No Data




Public Road Length
(miles)
22,838

0.8% of national




Public Road Lane Miles
46,775

0.8% of national




Motor Fuel Use
(thousand gallons)
846,830

0.7% of national



Driver Licenses
1,056,535

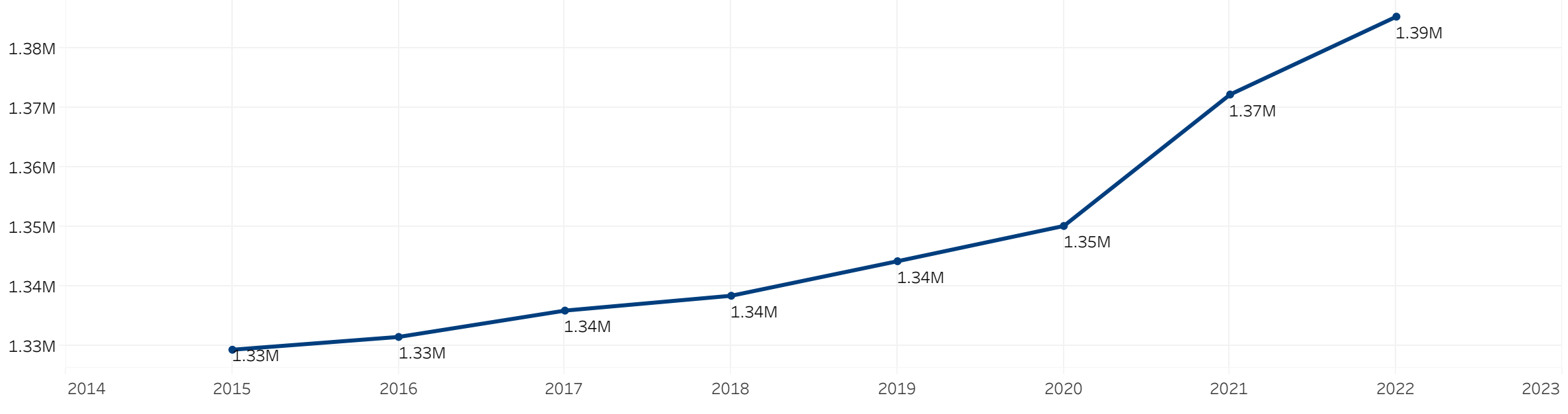
0.5% of national



Vehicle Registrations
1,387,656

0.6% of national

Population
(millions)



Year	Population (millions)
2015	1.33M
2016	1.33M
2017	1.34M
2018	1.34M
2019	1.34M
2020	1.35M
2021	1.37M
2022	1.39M

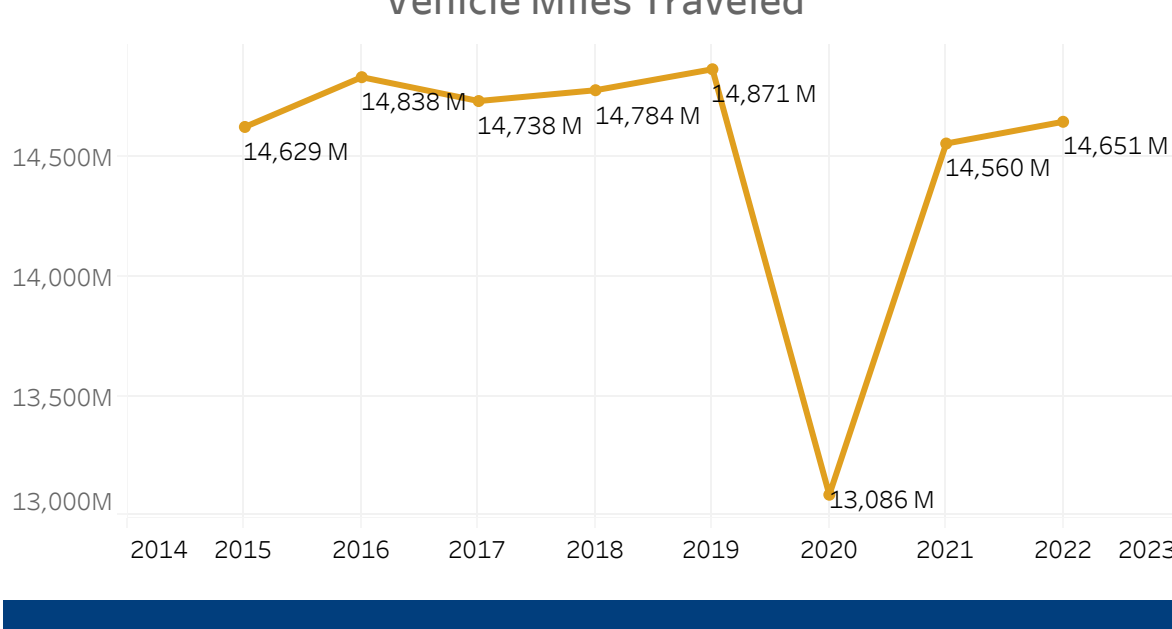
Vehicle Miles Traveled
(millions)

Vehicle Miles Traveled by Location

69% Rural

31% Urban

Vehicle Miles Traveled



Year	Vehicle Miles Traveled (millions)
2015	14,629 M
2016	14,838 M
2017	14,738 M
2018	14,784 M
2019	14,871 M
2020	13,086 M
2021	14,560 M
2022	14,651 M

Vehicle Miles Traveled by Road Type

Road Type	Vehicle Miles Traveled (millions)
Local	1,929
Major Collector	3,228
Minor Collector	947
Minor Arterial	2,755
Principal Arterials	2,593
Freeways & Expressways	159
Interstate	3,455

Public Road Length
(miles)

Public Road Length by Road Location

86% Rural

14% Urban

Public Road Length by Road Type

Road Type	Public Road Length (miles)
Local	14,448
Major Collector	3,800
Minor Collector	2,212
Minor Arterial	1,189
Principal Arterials	924
Freeways & Expressways	19
Interstate	366

Vehicle Miles Traveled & Public Road Length
(percent)

Vehicle Miles Traveled


Road Type	Vehicle Miles Traveled (percent)
Local	13.2%
Major Collector	21.6%
Minor Collector	6.5%
Minor Arterial	18.6%
Principal Arterials	16.9%
Freeways & Expressways	1.1%
Interstate	22.1%

Public Road Length

Road Type	Public Road Length (percent)
Local	63.1%
Major Collector	16.4%
Minor Collector	9.6%
Minor Arterial	5.2%
Principal Arterials	4.0%
Freeways & Expressways	0.1%
Interstate	1.6%

Public Road Lane Miles
(miles)

Lane Miles Added




Year	Lane Miles Added
2015	-21
2016	-92
2017	-95
2018	-20
2019	65
2020	-26
2021	22
2022	22

Lane Miles Added by Road Type


Road Type	Lane Miles Added
Local	28,832
Major Collector	7,505
Minor Collector	4,374
Minor Arterial	2,483
Principal Arterials	1,956
Freeways & Expressways	71
Interstate	1,553

Vehicle Registrations
(millions)


Total Vehicle Registrations




Year	Total Vehicle Registrations (millions)
2015	1.10M
2016	1.11M
2017	1.09M
2018	1.13M
2019	1.13M
2020	1.12M
2021	1.39M
2022	1.29M




Trucks



Automobiles



Motorcycles

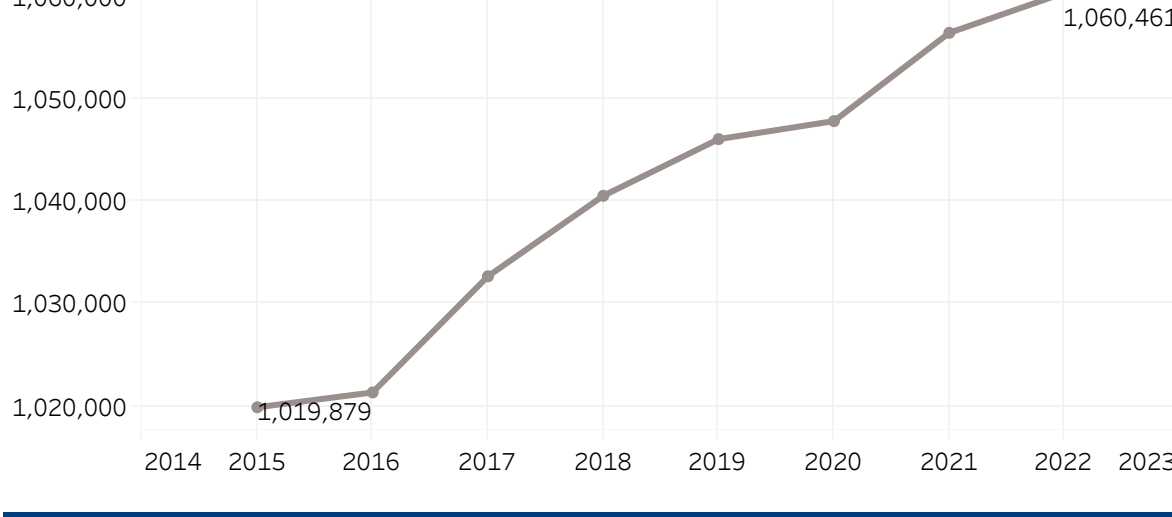


Buses

Vehicle Type	Registrations (millions)
Trucks	0.91M
Automobiles	0.42M
Motorcycles	0.06M
Buses	0.00M

Driver Licenses
(millions)

Driver Licenses

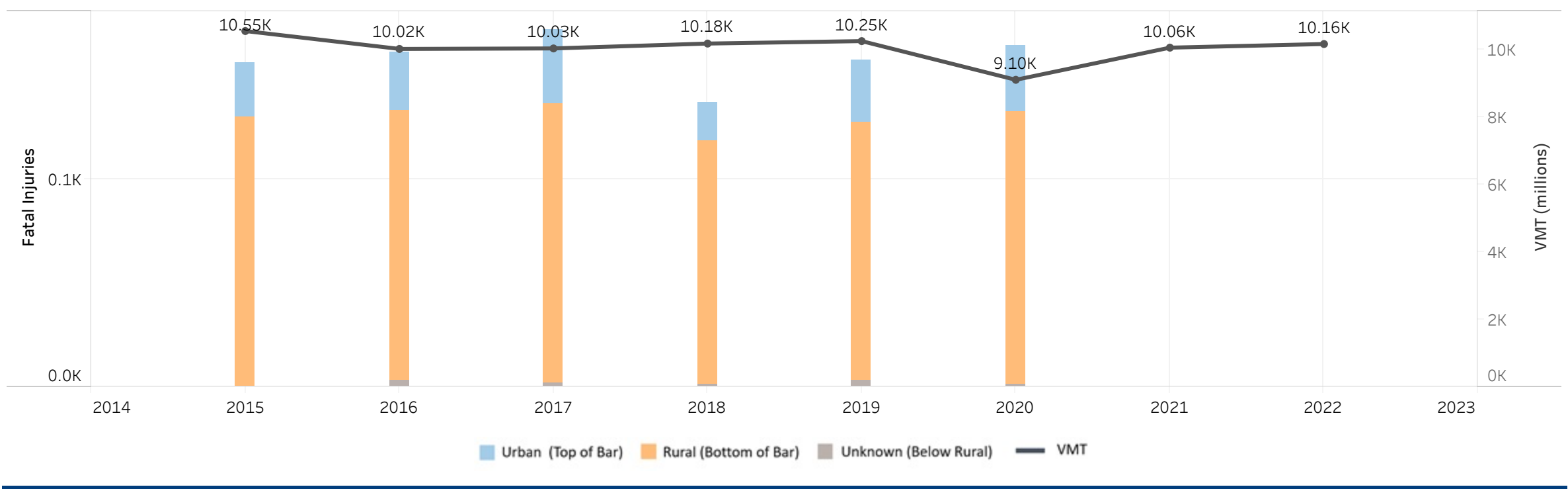


Year	Driver Licenses (millions)
2015	1,019,879
2016	1,020,000
2017	1,032,000
2018	1,040,000
2019	1,045,000
2020	1,048,000
2021	1,055,000
2022	1,060,461

Driver Licenses by Gender

Gender	Driver Licenses (millions)
Female	515,830
Male	504,049

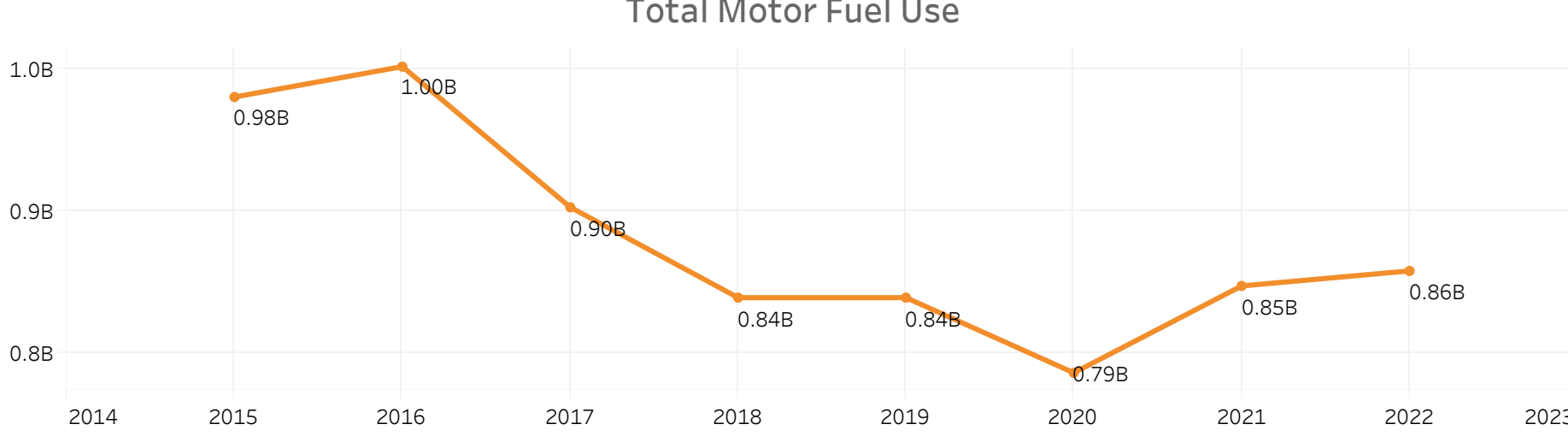
Vehicle Crash Fatalities
*(No bar indicates that there is no data available for that year)
(thousands)



Year	Urban (Top of Bar)	Rural (Bottom of Bar)	Unknown (Below Rural)	VMT (millions)
2015	10.55K	10.02K	10.03K	10.18K
2016	10.02K	10.03K	10.18K	10.25K
2017	10.03K	10.18K	10.25K	9.10K
2018	10.18K	10.25K	10.06K	10.16K
2019	10.25K	10.06K	10.16K	10.16K
2020	9.10K	10.16K	10.16K	10.16K
2021	10.16K	10.16K	10.16K	10.16K
2022	10.16K	10.16K	10.16K	10.16K

Motor Fuel Use
(billions)

Total Motor Fuel Use



Year	Total Motor Fuel Use (billions)
2015	0.98B
2016	1.00B
2017	0.90B
2018	0.84B
2019	0.84B
2020	0.79B
2021	0.85B
2022	0.86B

Motor Fuel Tax Rates
(per gallon)

Item	Tax Rate
Diesel	\$0.31
Gasohol	\$0.23
Gasoline	\$0.30

Highway Funding Revenue
(thousands)

Highway Funding Revenue by Type

Revenue Type	Amount
Other State Imports	\$0
Miscellaneous	\$92,638
Local Payments	\$331,006
Highway User Revenues	\$457,403
General Fund Appropriations	\$0
Federal Payments	\$280,006
Bonds	\$0

Total Highway Funding Revenue

\$1,161,053

Highway Funding Expenditures
(thousands)

Highway Expenditures by Type

Expenditure Type	Amount
Highway Law Enforcement & Safety	\$27,210
Grant-In-Aid to Locals	\$0
Bond Retirement	\$19,560
Administration and Misc	\$65,167
Maintenance and Services	\$452,634
Interest	\$25,177
Capital Outlay	\$617,403

Total Highway Expenditures

\$1,207,151