Highway Statistics Series: State Statistical Abstracts

(To view any chart in a table format, tab to the visual and select enter)

US Department of Transportation Federal Highway Administration

State: Florida

Year: 2021

Population
21,781,128

Max. Value 21,781,128

6.6% of national

Vehicle Miles Traveled
217,566,376,940

10.5% of national

Land Area
(sq. miles)

No Data

No Data

Public Road Length
(miles)

123,652

7.0% of national

Public Road Lane Miles
276,841

5.3% of national

Motor Fuel Use
(thousand gallons)

11,153,975

9.2% of national

Driver Licenses
16,144,302

7.0% of national

Vehicle Registrations
19,180,165

7.6% of national

Population
(millions)

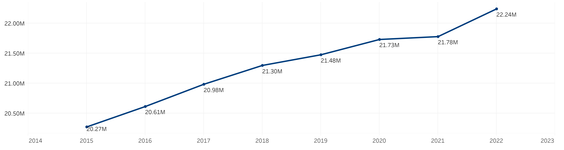

Vehicle Miles Traveled
(millions)

Vehicle Miles Traveled by Location

Vehicle Miles Traveled

Vehicle Miles Traveled by Road Type

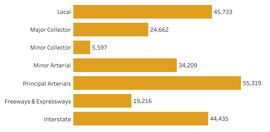

Public Road Length
(miles)

Public Road Length by Road Location

Public Road Length by Road Type

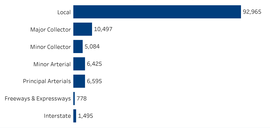

Vehicle Miles Traveled & Public Road Length
(percent)

	Vehicle Miles Traveled	Public Road Length
Local	20.1%	75.1%
Major Collector	10.8%	8.5%
Minor Collector	2.5%	4.1%
Minor Arterial	15.0%	5.2%
Principal Arterials	24.6%	5.3%
Freeways & Expressways	7.8%	0.6%
Interstate	19.2%	1.2%

Public Road Lane Miles
(miles)

Lane Miles Added

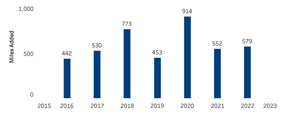

Lane Miles Added by Road Type

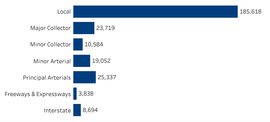

Vehicle Registrations
(millions)

Total Vehicle Registrations

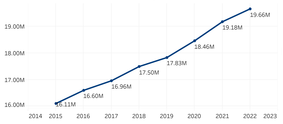

Vehicle Registrations by Vehicle Type

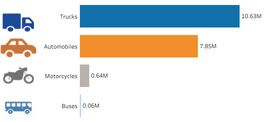

Driver Licenses
(millions)

Driver Licenses

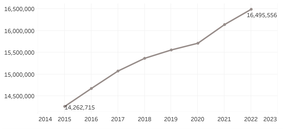

Driver Licenses by Gender

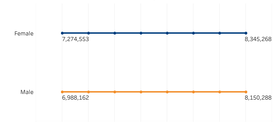

Vechicle Crash Fatalities
*(No bar indicates that there is no data available for that year)

(thousands)

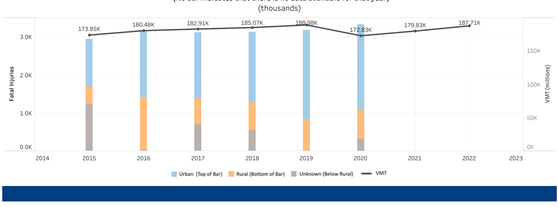

Motor Fuel Use
(billions)

Total Motor Fuel Use

Motor Fuel Tax Rates
(per gallon)

Item	
Diesel	$0.38
Gasohol	$0.38
Gasoline	$0.38

Highway Funding Revenue
(thousands)

Highway Funding Revenue by Type

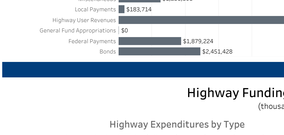

Total Highway Funding Revenue

$11,990,528

Highway Funding Expenditures
(thousands)

Highway Expenditures by Type

Total Highway Expenditures

$12,256,184