

# Special Issue

## Weekly Motor Fuel Report

Office of Highway  
Policy Information

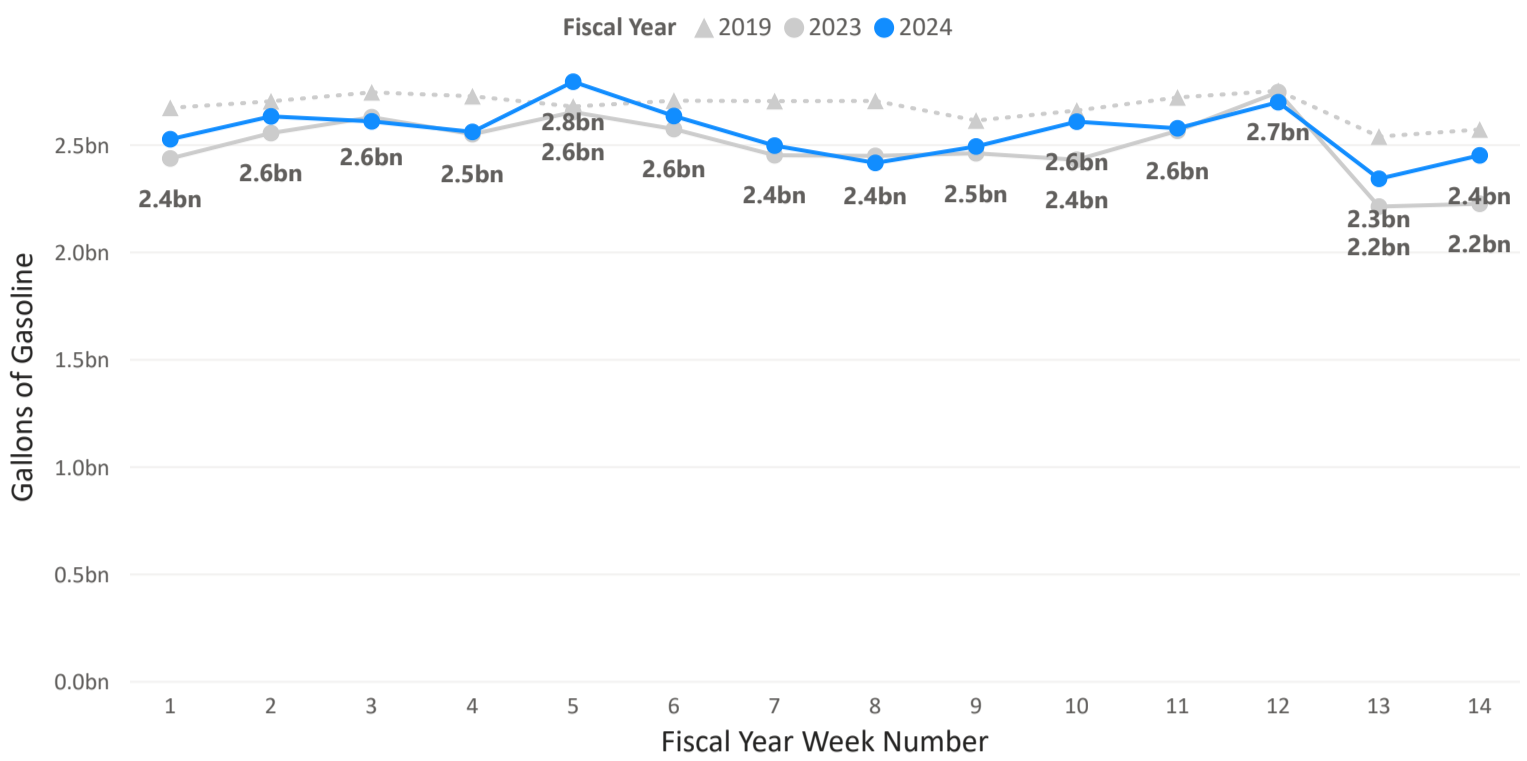
Gasoline Product Supplied for Fiscal Year Week No. 14

Data complete through 1/5/2024

Excludes Diesel and Alternative Fuels

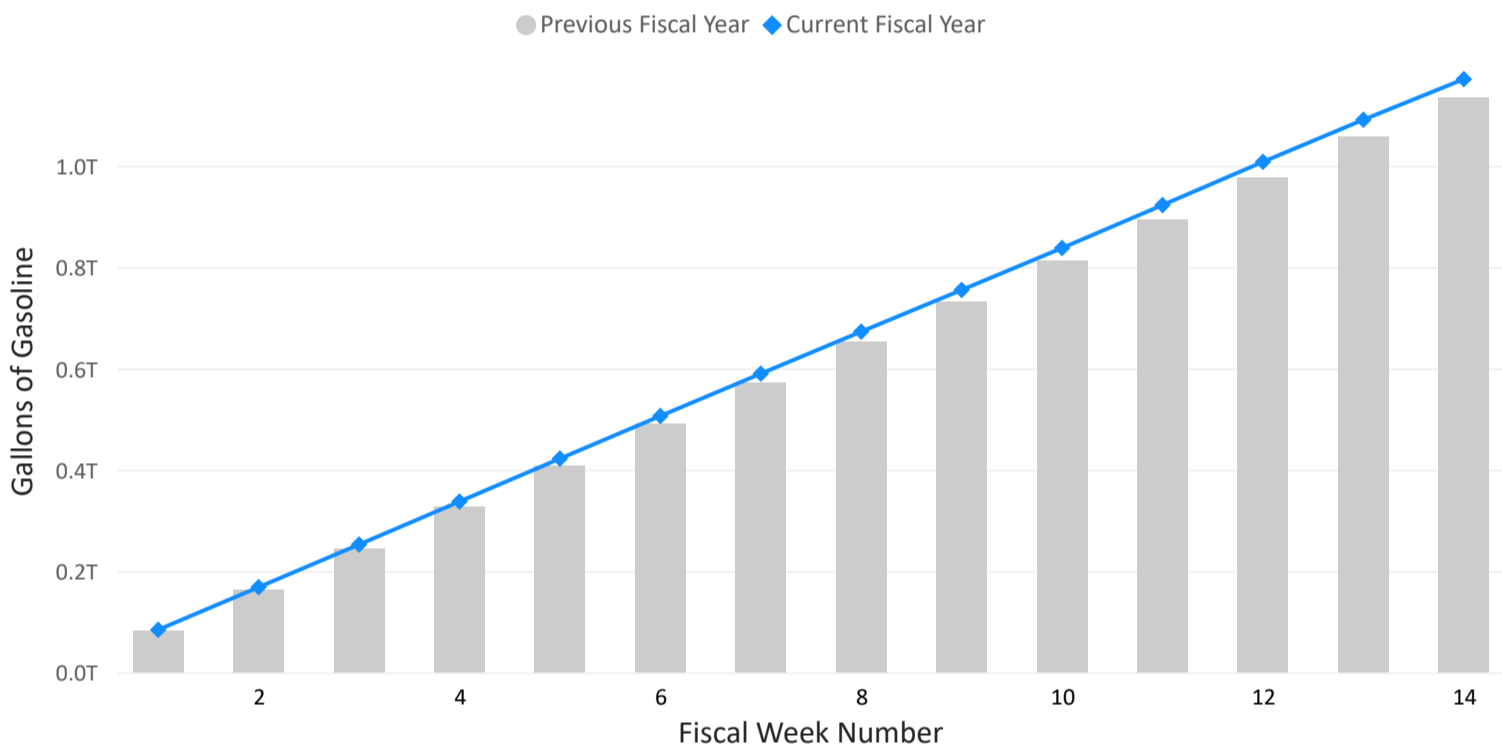
**Gasoline product supplied totaled 2.45 billion gallons in week 14. This is an increase of 4.66% from the previous week.**

Weekly Gasoline Product Supplied



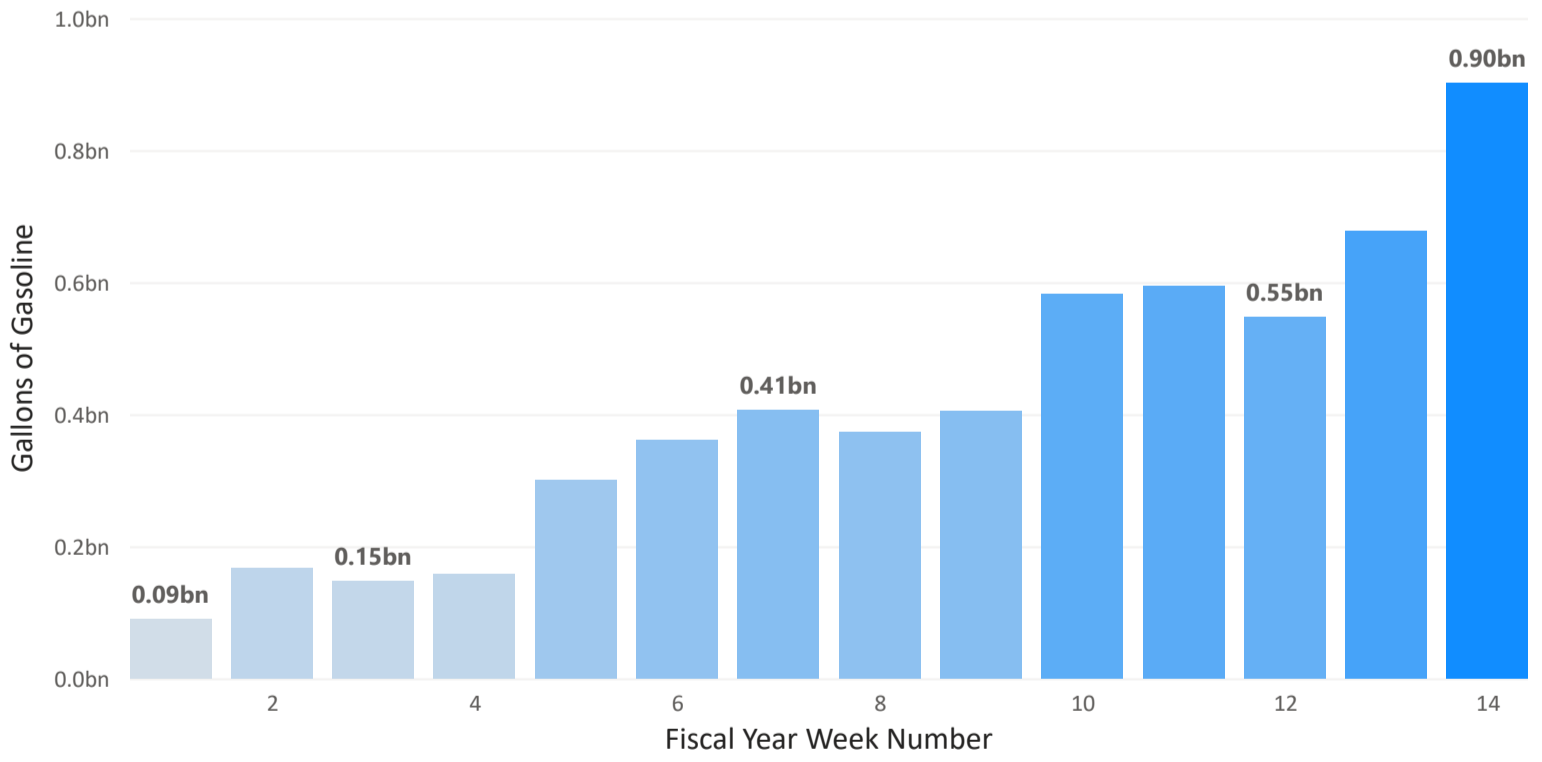
**Gasoline product supplied compared to the same week in FY 2023 increased by 10.15% and increased by 2.2% for the same week in FY 2019**

Weekly Cumulative Gallons of Gasoline Product Supplied



**By this week in FY 2024, the gasoline supply increased by 0.9 billion gallons compared to the same week in FY 2023.**

Cumulative Difference in Gallons of Gasoline Product Supplied in the US by Week (FY 2024 - FY 2023)



Weekly Gasoline Product Supplied Table

Fiscal Week Number	Current Year Production	Previous Year Production	Difference From Same Week Last Year	Current Year Cumulative Production	Cumulative Difference
1	2,522,814,000	2,433,144,000	89,670,000	2,522,814,000	89,670,000
2	2,629,242,000	2,551,332,000	77,910,000	5,152,056,000	167,580,000
3	2,606,016,000	2,625,420,000	-19,404,000	7,758,072,000	148,176,000
4	2,556,918,000	2,546,040,000	10,878,000	10,314,990,000	159,054,000
5	2,790,648,000	2,649,234,000	141,414,000	13,105,638,000	300,468,000
6	2,631,006,000	2,570,148,000	60,858,000	15,736,644,000	361,326,000
7	2,493,120,000	2,448,138,000	44,982,000	18,229,764,000	406,308,000
8	2,412,564,000	2,445,198,000	-32,634,000	20,642,328,000	373,674,000
9	2,489,004,000	2,457,252,000	31,752,000	23,131,332,000	405,426,000
10	2,604,546,000	2,426,970,000	177,576,000	25,735,878,000	583,002,000
11	2,573,676,000	2,561,916,000	11,760,000	28,309,554,000	594,762,000
12	2,695,392,000	2,742,138,000	-46,746,000	31,004,946,000	548,016,000
13	2,338,476,000	2,209,116,000	129,360,000	33,343,422,000	677,376,000
14	2,447,550,000	2,222,052,000	225,498,000	35,790,972,000	902,874,000
<b>Total</b>	<b>35,790,972,000</b>	<b>34,888,098,000</b>	<b>902,874,000</b>	<b>35,790,972,000</b>	<b>902,874,000</b>

Source: Derived from U.S. Product Supplied of Finished Motor Gasoline, Weekly, U.S. Energy Information Administration, published 1/10/2024

Please direct questions to: [PolicyInfoFeedback@dot.gov](mailto:PolicyInfoFeedback@dot.gov)