

Special Issue

Weekly Motor Fuel Report

Office of Highway
Policy Information

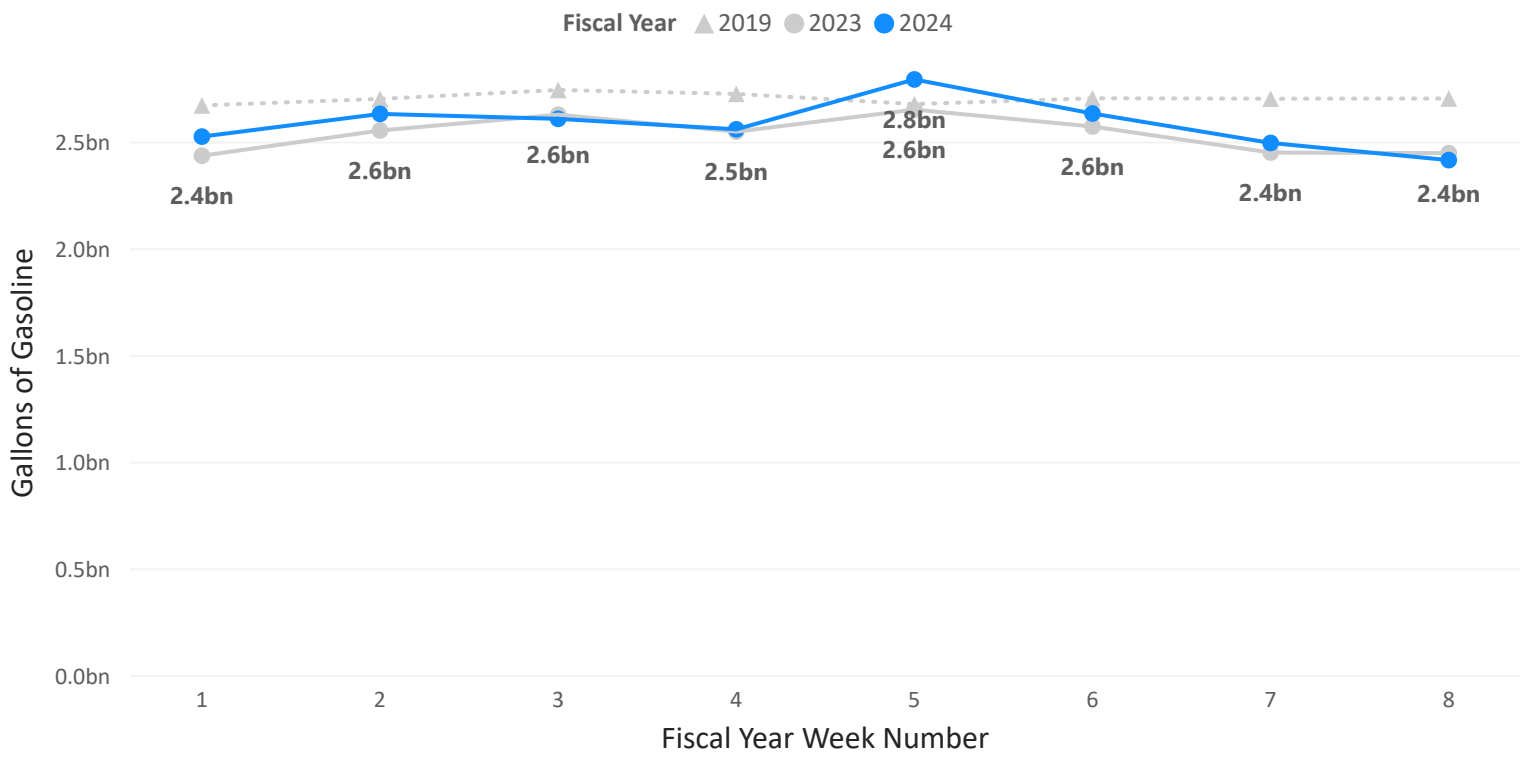
Gasoline Product Supplied for Fiscal Year Week No. 8

Data complete through 11/24/2023

Excludes Diesel and Alternative Fuels

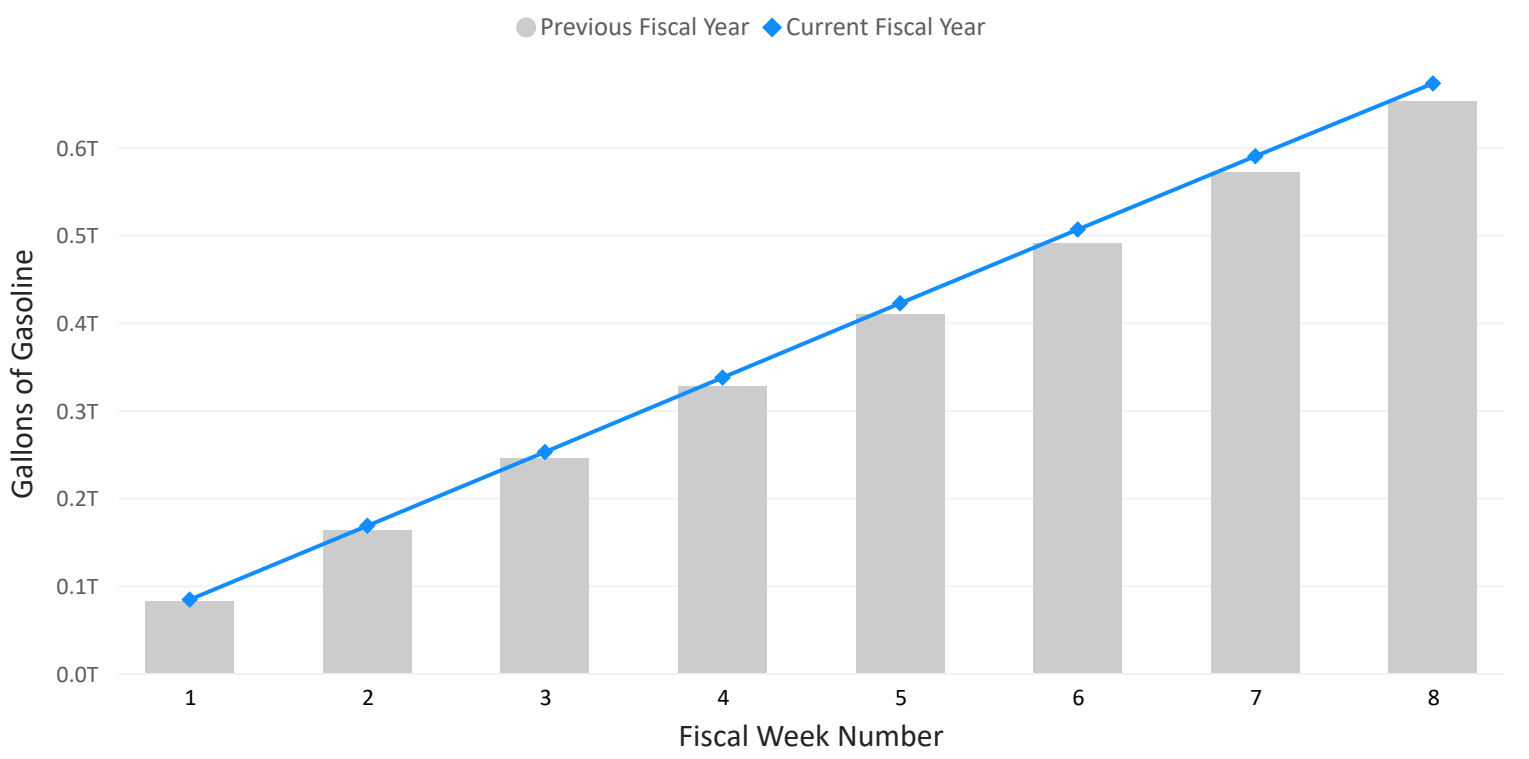
Gasoline product supplied totaled 2.41 billion gallons in week 8. This is a decrease of -3.23% from the previous week.

Weekly Gasoline Product Supplied



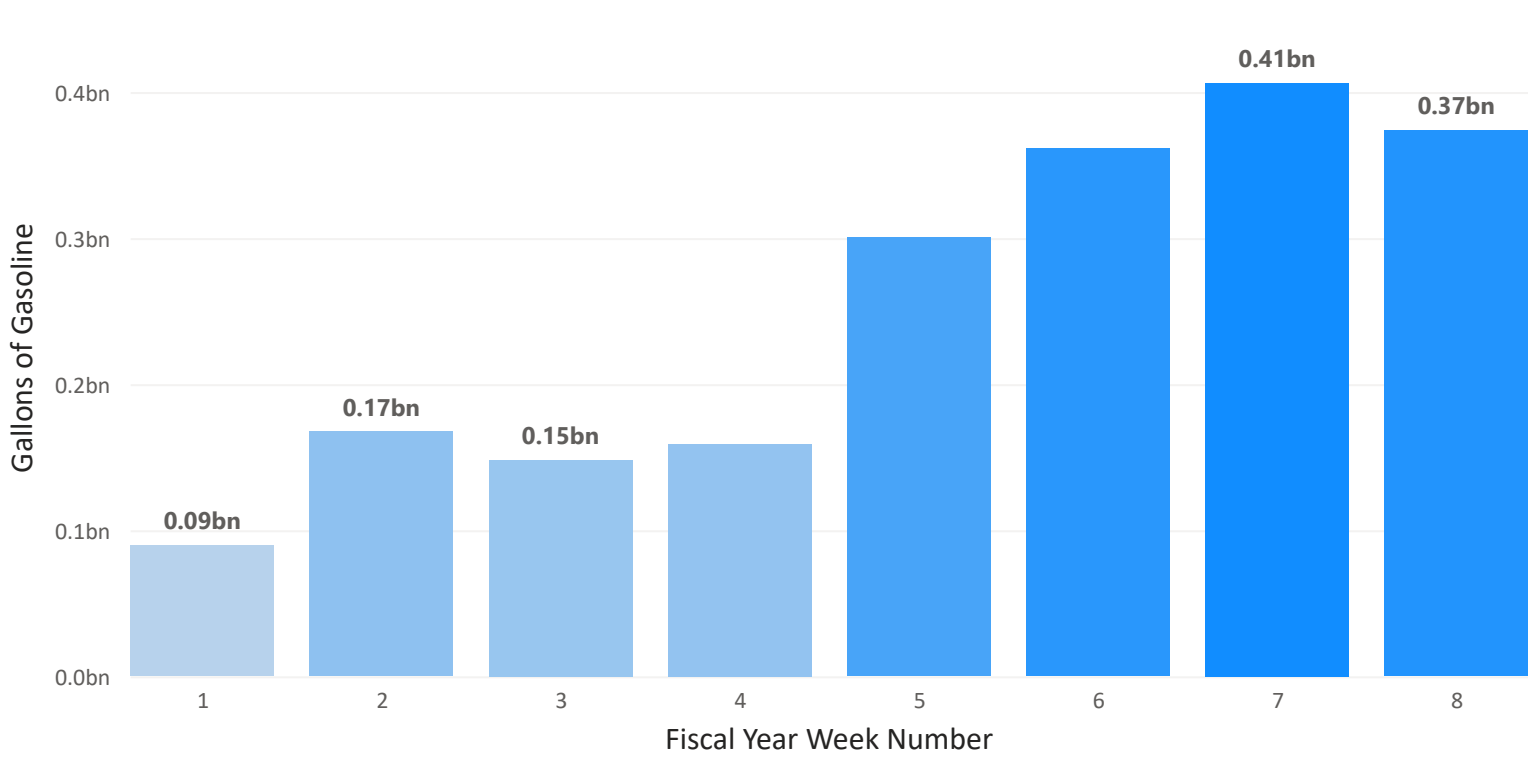
Gasoline product supplied compared to the same week in FY 2023 decreased by -1.33% and decreased by -10.86% for the same week in FY 2019

Weekly Cumulative Gallons of Gasoline Product Supplied



By this week in FY 2024, the gasoline supply increased by 0.37 billion gallons compared to the same week in FY 2023.

Cumulative Difference in Gallons of Gasoline Product Supplied in the US by Week (FY 2024 - FY 2023)



Weekly Gasoline Product Supplied Table

Fiscal Week Number	Current Year Production	Previous Year Production	Difference From Same Week Last Year	Current Year Cumulative Production	Cumulative Difference
1	2,522,814,000	2,433,144,000	89,670,000	2,522,814,000	89,670,000
2	2,629,242,000	2,551,332,000	77,910,000	5,152,056,000	167,580,000
3	2,606,016,000	2,625,420,000	-19,404,000	7,758,072,000	148,176,000
4	2,556,918,000	2,546,040,000	10,878,000	10,314,990,000	159,054,000
5	2,790,648,000	2,649,234,000	141,414,000	13,105,638,000	300,468,000
6	2,631,006,000	2,570,148,000	60,858,000	15,736,644,000	361,326,000
7	2,493,120,000	2,448,138,000	44,982,000	18,229,764,000	406,308,000
8	2,412,564,000	2,445,198,000	-32,634,000	20,642,328,000	373,674,000
Total	20,642,328,000	20,268,654,000	373,674,000	20,642,328,000	373,674,000

Source: Derived from U.S. Product Supplied of Finished Motor Gasoline, Weekly, U.S. Energy Information Administration, published 11/29/2023

Please direct questions to: PolicyInfoFeedback@dot.gov