

# Special Issue

## Weekly Motor Fuel Report

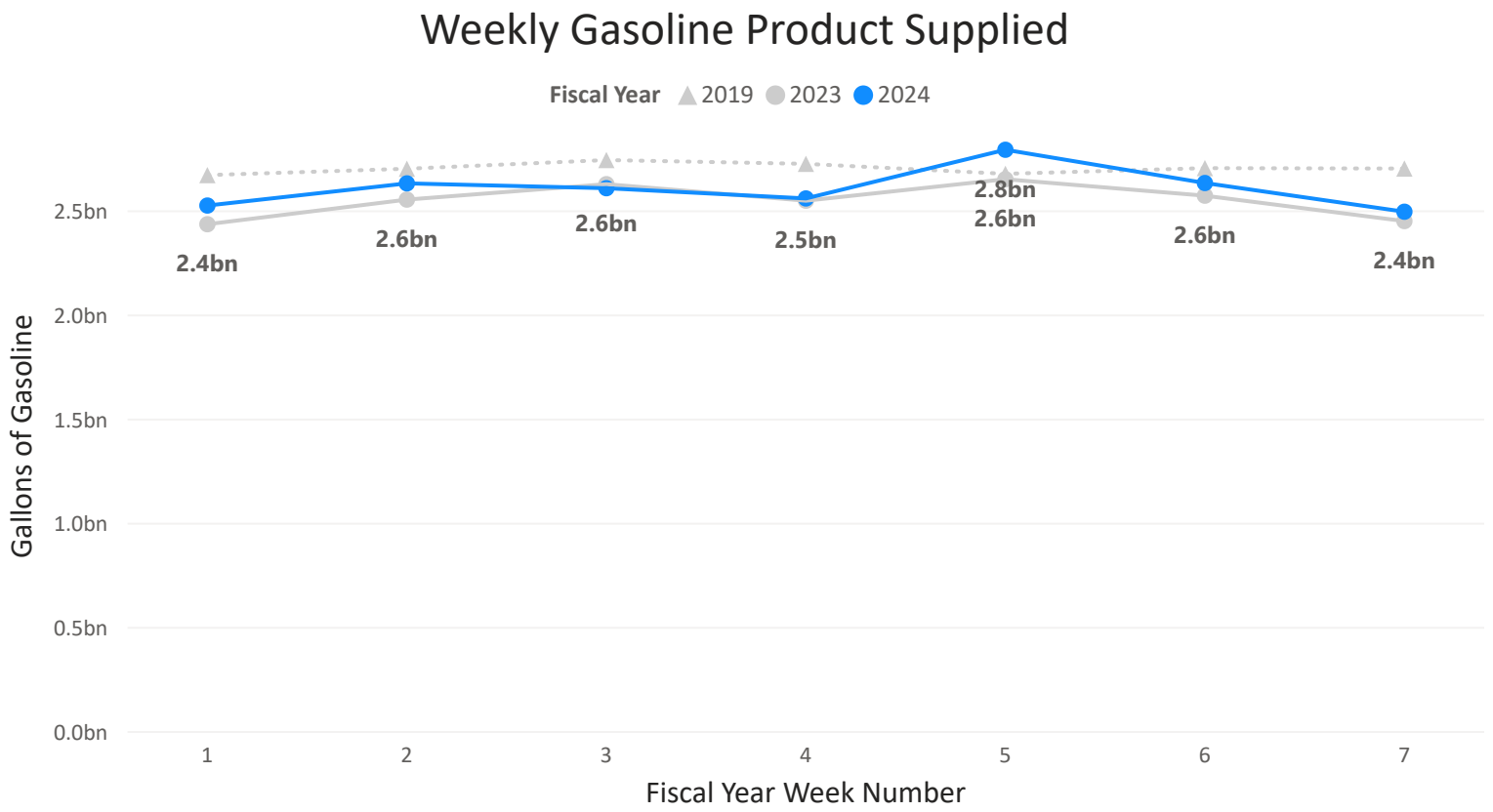
Office of Highway  
Policy Information

Gasoline Product Supplied for Fiscal Year Week No. 7

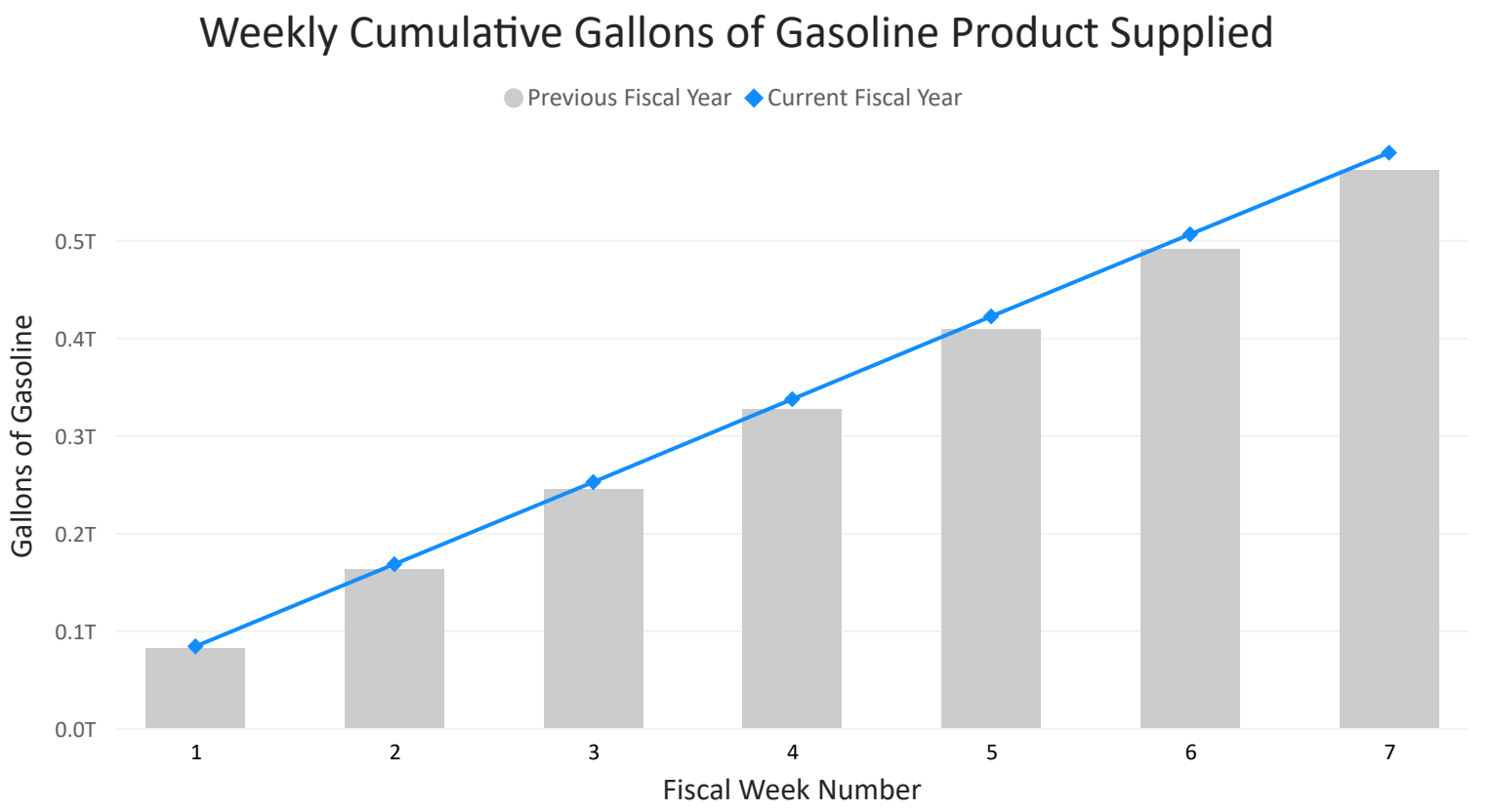
Data complete through 11/17/2023

Excludes Diesel and Alternative Fuels

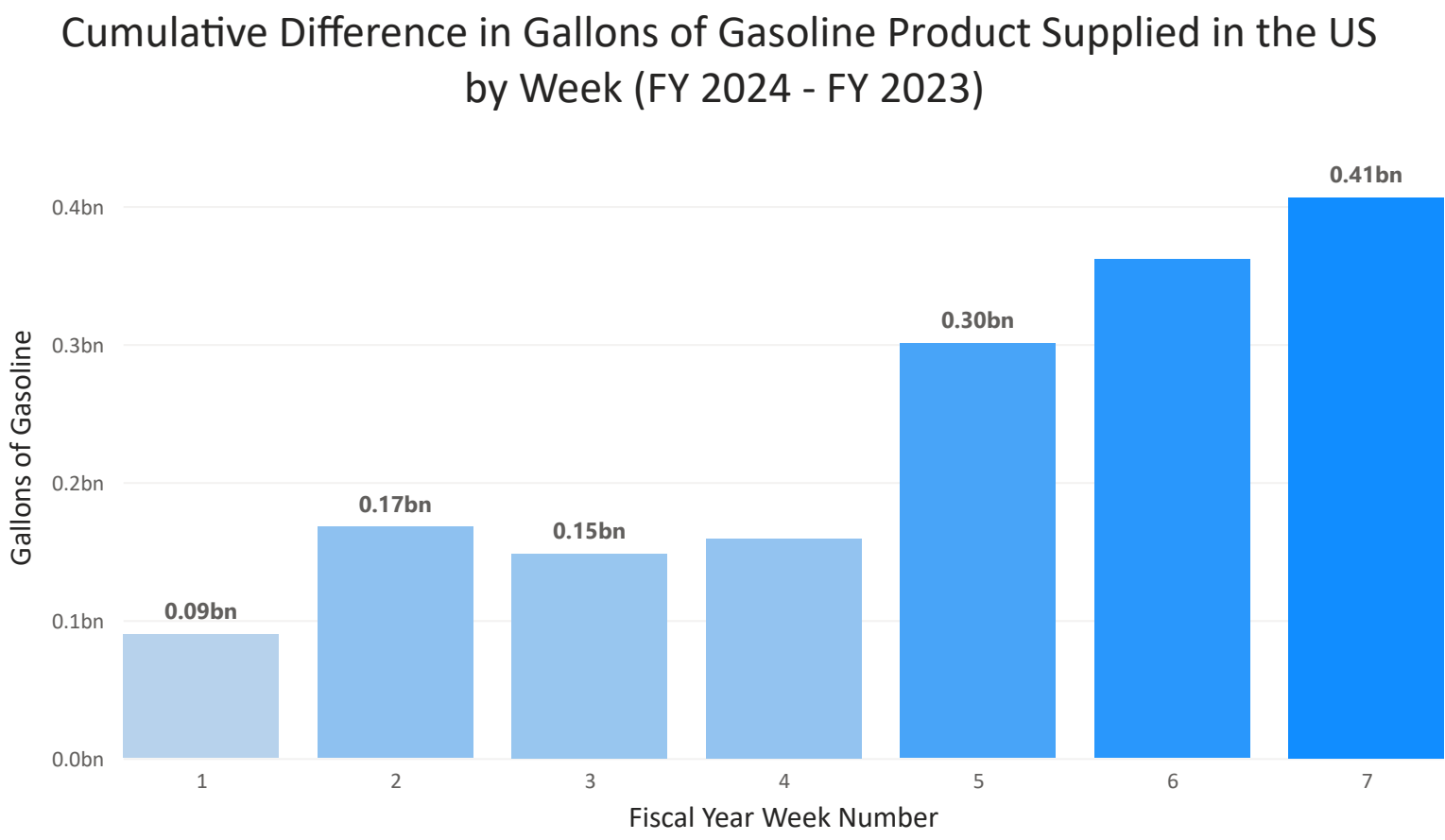
**Gasoline product supplied totaled 2.49 billion gallons in week 7. This is a decrease of -5.24% from the previous week.**



**Gasoline product supplied compared to the same week in FY 2023 increased by 1.84% and decreased by -7.75% for the same week in FY 2019**



**By this week in FY 2024, the gasoline supply increased by 0.41 billion gallons compared to the same week in FY 2023.**



**Weekly Gasoline Product Supplied Table**

Fiscal Week Number	Current Year Production	Previous Year Production	Difference From Same Week Last Year	Current Year Cumulative Production	Cumulative Difference
1	2,522,814,000	2,433,144,000	89,670,000	2,522,814,000	89,670,000
2	2,629,242,000	2,551,332,000	77,910,000	5,152,056,000	167,580,000
3	2,606,016,000	2,625,420,000	-19,404,000	7,758,072,000	148,176,000
4	2,556,918,000	2,546,040,000	10,878,000	10,314,990,000	159,054,000
5	2,790,648,000	2,649,234,000	141,414,000	13,105,638,000	300,468,000
6	2,631,006,000	2,570,148,000	60,858,000	15,736,644,000	361,326,000
7	2,493,120,000	2,448,138,000	44,982,000	18,229,764,000	406,308,000
<b>Total</b>	<b>18,229,764,000</b>	<b>17,823,456,000</b>	<b>406,308,000</b>	<b>18,229,764,000</b>	<b>406,308,000</b>

Source: Derived from U.S. Product Supplied of Finished Motor Gasoline, Weekly, U.S. Energy Information Administration, published 11/22/2023

**Please direct questions to: [PolicyInfoFeedback@dot.gov](mailto:PolicyInfoFeedback@dot.gov)**