

Special Issue

Weekly Motor Fuel Report

Office of Highway
Policy Information

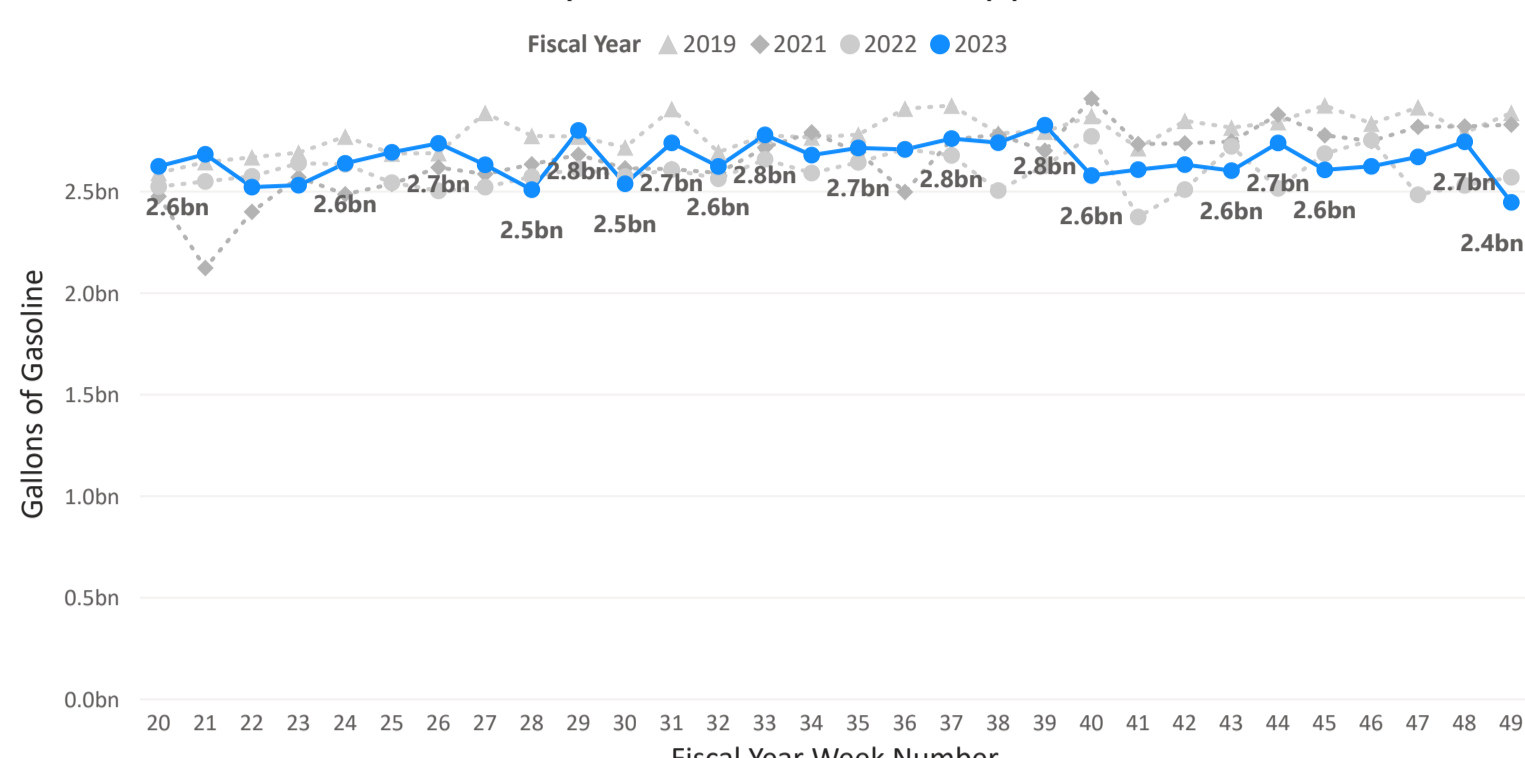
Gasoline Product Supplied for Fiscal Year Week No. 49

Data complete through 9/8/2023

Excludes Diesel and Alternative Fuels

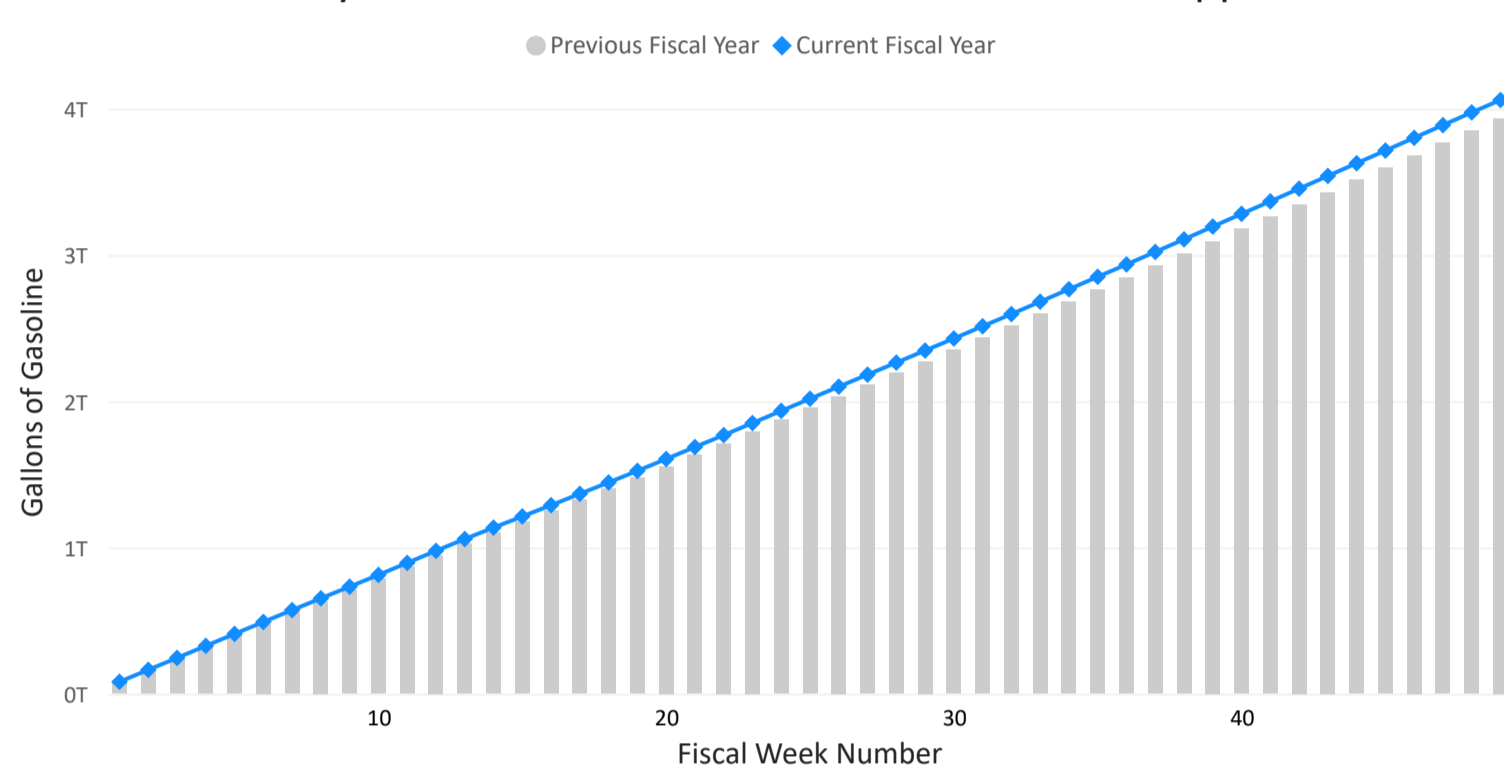
Gasoline product supplied totaled 2.44 billion gallons in week 49. This is a decrease of -10.88% from the previous week.

Weekly Gasoline Product Supplied



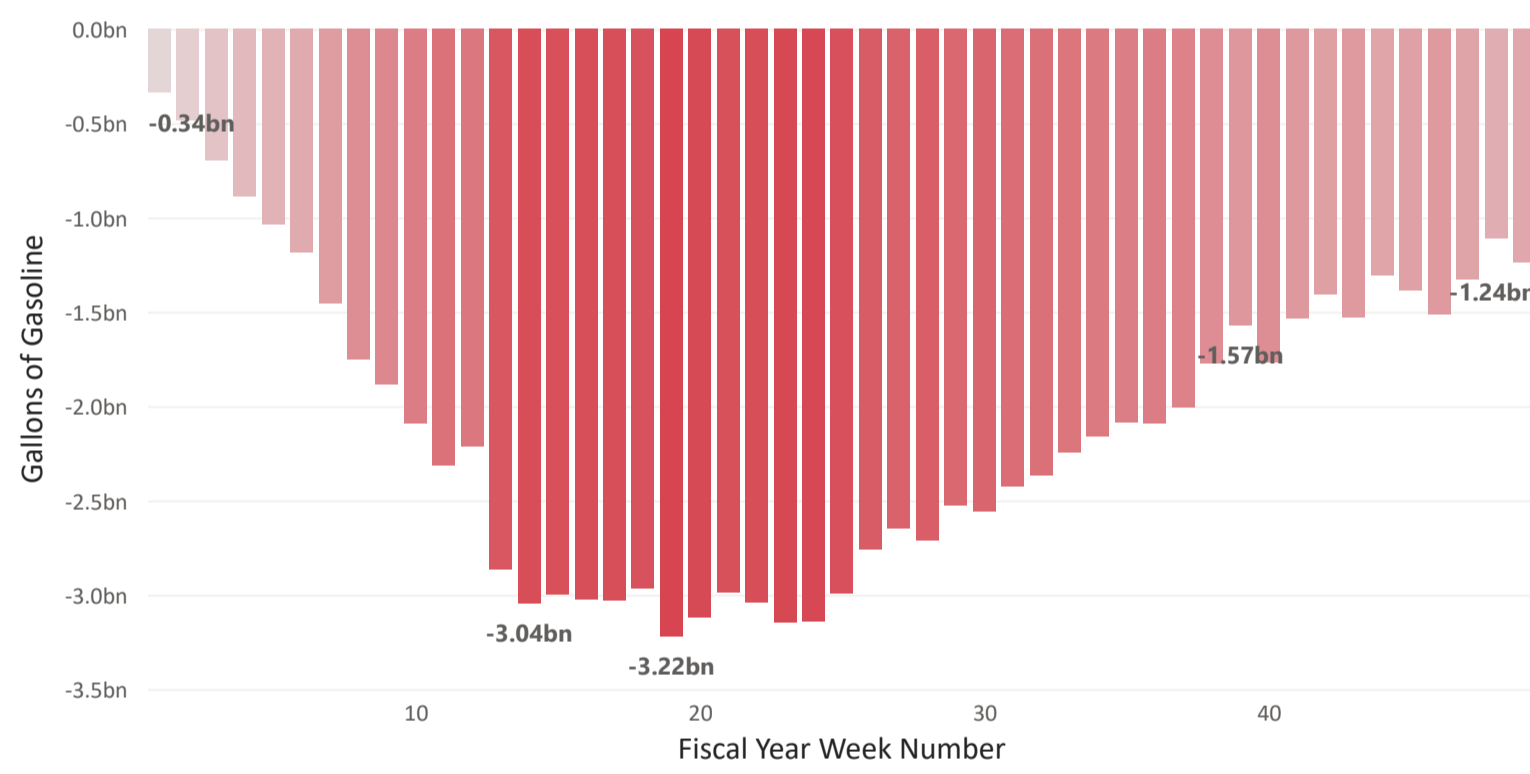
Gasoline product supplied compared to the same week in FY 2022 decreased by -4.81%, decreased by -13.54% for the same week in FY 2021, and decreased by -15.3% for the same week in FY 2019

Weekly Cumulative Gallons of Gasoline Product Supplied



By this week in FY 2023 1.24 billion less gallons of gasoline have been supplied than by the same week in FY 2022.

Cumulative Difference in Gallons of Gasoline Product Supplied in the US by Week (FY 2023 - FY 2022)



Weekly Gasoline Product Supplied Table

| Fiscal Week Number | Current Year Production | Previous Year Production | Difference From Same Week Last Year | Current Year Cumulative Production | Cumulative Difference |
|--------------------|-------------------------|--------------------------|-------------------------------------|------------------------------------|-----------------------|
| 1 | 2,433,144,000 | 2,771,538,000 | -338,394,000 | 2,433,144,000 | -338,394,000 |
| 2 | 2,551,332,000 | 2,700,684,000 | -149,352,000 | 4,984,476,000 | -487,746,000 |
| 3 | 2,625,420,000 | 2,832,396,000 | -206,976,000 | 7,609,896,000 | -694,722,000 |
| 4 | 2,546,040,000 | 2,740,962,000 | -194,922,000 | 10,155,936,000 | -889,644,000 |
| 5 | 2,649,234,000 | 2,794,176,000 | -144,942,000 | 12,805,170,000 | -1,034,586,000 |
| 6 | 2,570,148,000 | 2,722,146,000 | -151,998,000 | 15,375,318,000 | -1,186,584,000 |
| 7 | 2,448,138,000 | 2,716,854,000 | -268,716,000 | 17,823,456,000 | -1,455,300,000 |
| 8 | 2,445,198,000 | 2,744,196,000 | -298,998,000 | 20,268,654,000 | -1,754,298,000 |
| 9 | 2,457,252,000 | 2,586,024,000 | -128,772,000 | 22,725,906,000 | -1,883,070,000 |
| 10 | 2,426,970,000 | 2,635,122,000 | -208,152,000 | 25,152,876,000 | -2,091,222,000 |
| 11 | 2,561,916,000 | 2,784,768,000 | -222,852,000 | 27,714,792,000 | -2,314,074,000 |
| 12 | 2,742,138,000 | 2,641,884,000 | 100,254,000 | 30,456,930,000 | -2,213,820,000 |
| 13 | 2,209,116,000 | 2,858,856,000 | -649,740,000 | 32,666,046,000 | -2,863,560,000 |
| 14 | 2,222,052,000 | 2,402,568,000 | -180,516,000 | 34,888,098,000 | -3,044,076,000 |
| 15 | 2,367,876,000 | 2,324,364,000 | 43,512,000 | 37,255,974,000 | -3,000,564,000 |
| 16 | 2,393,748,000 | 2,417,856,000 | -24,108,000 | 39,649,722,000 | -3,024,672,000 |
| 17 | 2,496,354,000 | 2,500,470,000 | -4,116,000 | 42,146,076,000 | -3,028,788,000 |
| 18 | 2,477,832,000 | 2,418,444,000 | 59,388,000 | 44,623,908,000 | -2,969,400,000 |
| 19 | 2,432,556,000 | 2,683,044,000 | -250,488,000 | 47,056,464,000 | -3,219,888,000 |
| 20 | 2,619,540,000 | 2,519,580,000 | 99,960,000 | 49,676,004,000 | -3,119,928,000 |
| 21 | 2,678,928,000 | 2,545,158,000 | 133,770,000 | 52,354,932,000 | -2,986,158,000 |
| 22 | 2,517,228,000 | 2,570,442,000 | -53,214,000 | 54,872,160,000 | -3,039,372,000 |
| 23 | 2,526,636,000 | 2,634,828,000 | -108,192,000 | 57,398,796,000 | -3,147,564,000 |
| 24 | 2,634,240,000 | 2,629,536,000 | 4,704,000 | 60,033,036,000 | -3,142,860,000 |
| 25 | 2,688,630,000 | 2,539,278,000 | 149,352,000 | 62,721,666,000 | -2,993,508,000 |
| 26 | 2,732,730,000 | 2,498,706,000 | 234,024,000 | 65,454,396,000 | -2,759,484,000 |
| 27 | 2,627,184,000 | 2,517,228,000 | 109,956,000 | 68,081,580,000 | -2,649,528,000 |
| 28 | 2,504,586,000 | 2,568,384,000 | -63,798,000 | 70,586,166,000 | -2,713,326,000 |
| 29 | 2,796,234,000 | 2,607,192,000 | 189,042,000 | 73,382,400,000 | -2,524,284,000 |
| 30 | 2,533,692,000 | 2,569,266,000 | -35,574,000 | 75,916,092,000 | -2,559,858,000 |
| 31 | 2,735,082,000 | 2,603,664,000 | 131,418,000 | 78,651,174,000 | -2,428,440,000 |
| 32 | 2,618,952,000 | 2,558,388,000 | 60,564,000 | 81,270,126,000 | -2,367,876,000 |
| 33 | 2,774,478,000 | 2,653,938,000 | 120,540,000 | 84,044,604,000 | -2,247,336,000 |
| 34 | 2,674,812,000 | 2,586,612,000 | 88,200,000 | 86,719,416,000 | -2,159,136,000 |
| 35 | 2,710,092,000 | 2,639,238,000 | 70,854,000 | 89,429,508,000 | -2,088,282,000 |
| 36 | 2,702,742,000 | 2,704,506,000 | -1,764,000 | 92,132,250,000 | -2,090,046,000 |
| 37 | 2,756,250,000 | 2,673,342,000 | 82,908,000 | 94,888,500,000 | -2,007,138,000 |
| 38 | 2,735,964,000 | 2,500,470,000 | 235,494,000 | 97,624,464,000 | -1,771,644,000 |
| 39 | 2,822,106,000 | 2,623,068,000 | 199,038,000 | 100,446,570,000 | -1,572,606,000 |
| 40 | 2,574,264,000 | 2,767,422,000 | -193,158,000 | 103,020,834,000 | -1,765,764,000 |
| 41 | 2,603,370,000 | 2,370,228,000 | 233,142,000 | 105,624,204,000 | -1,532,622,000 |
| 42 | 2,628,066,000 | 2,505,174,000 | 122,892,000 | 108,252,270,000 | -1,409,730,000 |
| 43 | 2,598,372,000 | 2,718,030,000 | -119,658,000 | 110,850,642,000 | -1,529,388,000 |
| 44 | 2,734,788,000 | 2,511,054,000 | 223,734,000 | 113,585,430,000 | -1,305,654,000 |
| 45 | 2,602,194,000 | 2,682,162,000 | -79,968,000 | 116,187,624,000 | -1,385,622,000 |
| 46 | 2,619,540,000 | 2,748,312,000 | -128,772,000 | 118,807,164,000 | -1,514,394,000 |
| 47 | 2,665,992,000 | 2,479,596,000 | 186,396,000 | 121,473,156,000 | -1,327,998,000 |
| 48 | 2,740,374,000 | 2,525,754,000 | 214,620,000 | 124,213,530,000 | -1,113,378,000 |
| 49 | 2,442,258,000 | 2,565,738,000 | -123,480,000 | 126,655,788,000 | -1,236,858,000 |
| Total | 126,655,788,000 | 127,892,646,000 | -1,236,858,000 | 126,655,788,000 | -1,236,858,000 |

Source: Derived from U.S. Product Supplied of Finished Motor Gasoline, Weekly, U.S. Energy Information Administration, published 9/13/2023

Please direct questions to: PolicyInfoFeedback@dot.gov