

# Special Issue

## Weekly Motor Fuel Report

Office of Highway  
Policy Information

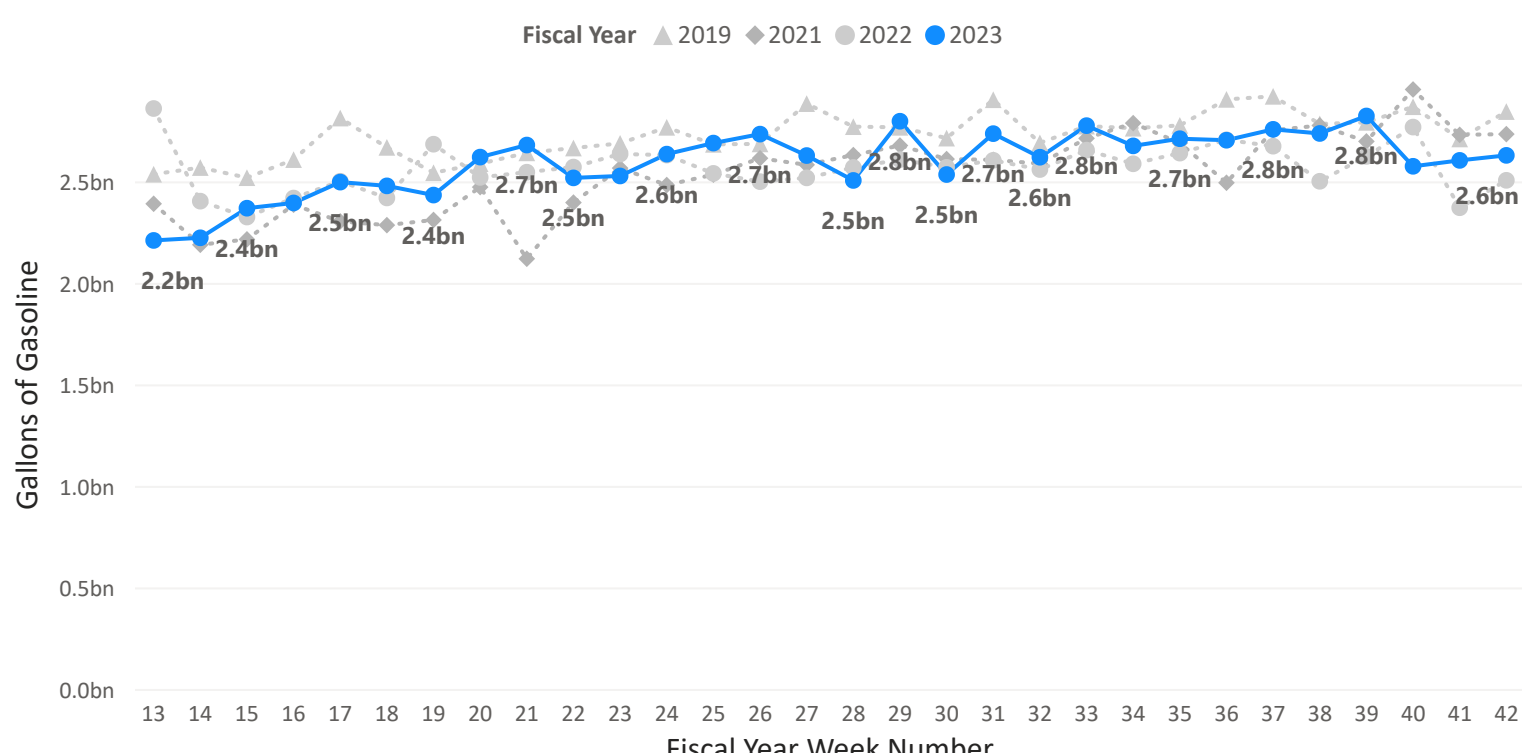
Gasoline Product Supplied for Fiscal Year Week No. 42

Data complete through 7/21/2023

Excludes Diesel and Alternative Fuels

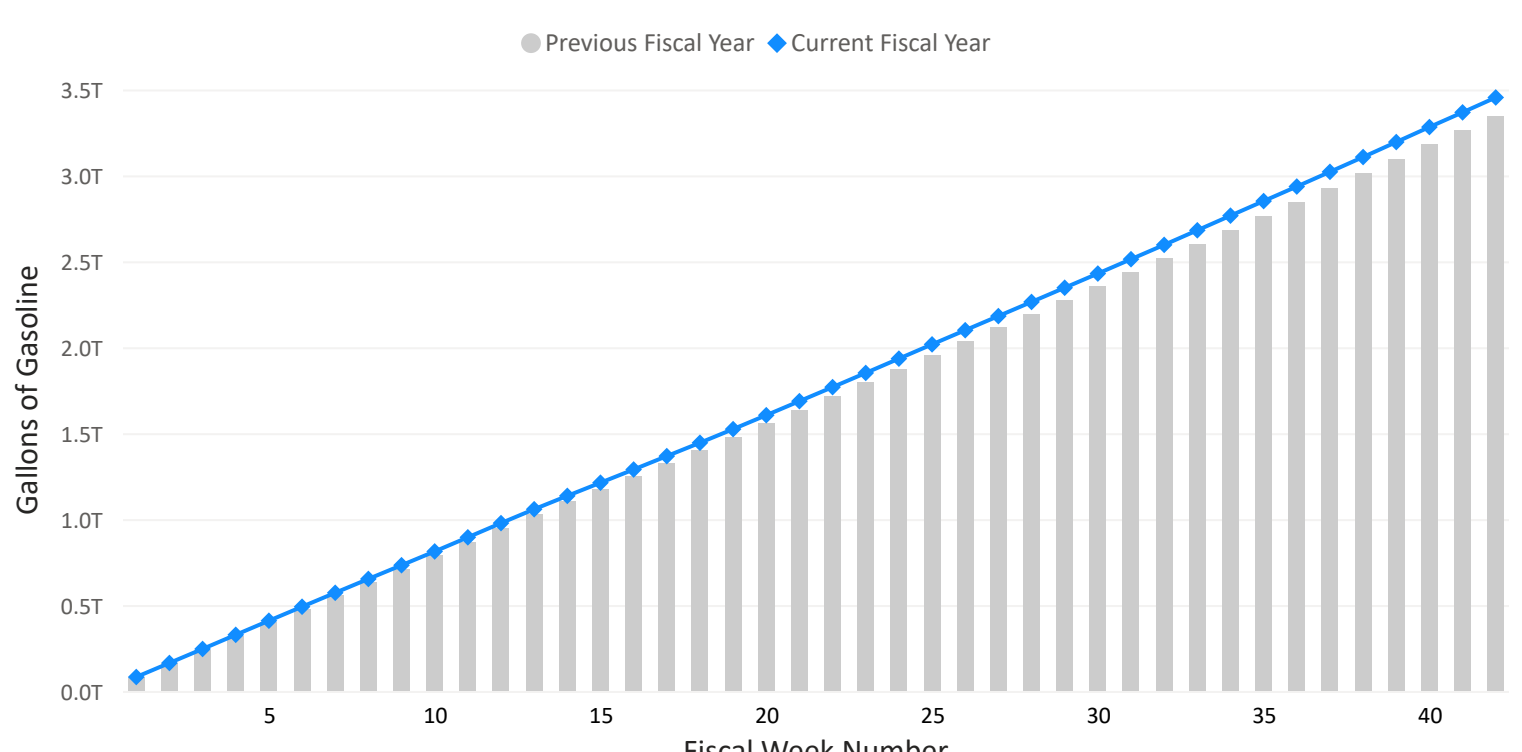
**Gasoline product supplied totaled 2.63 billion gallons in week 42. This is an increase of 0.95% from the previous week.**

### Weekly Gasoline Product Supplied



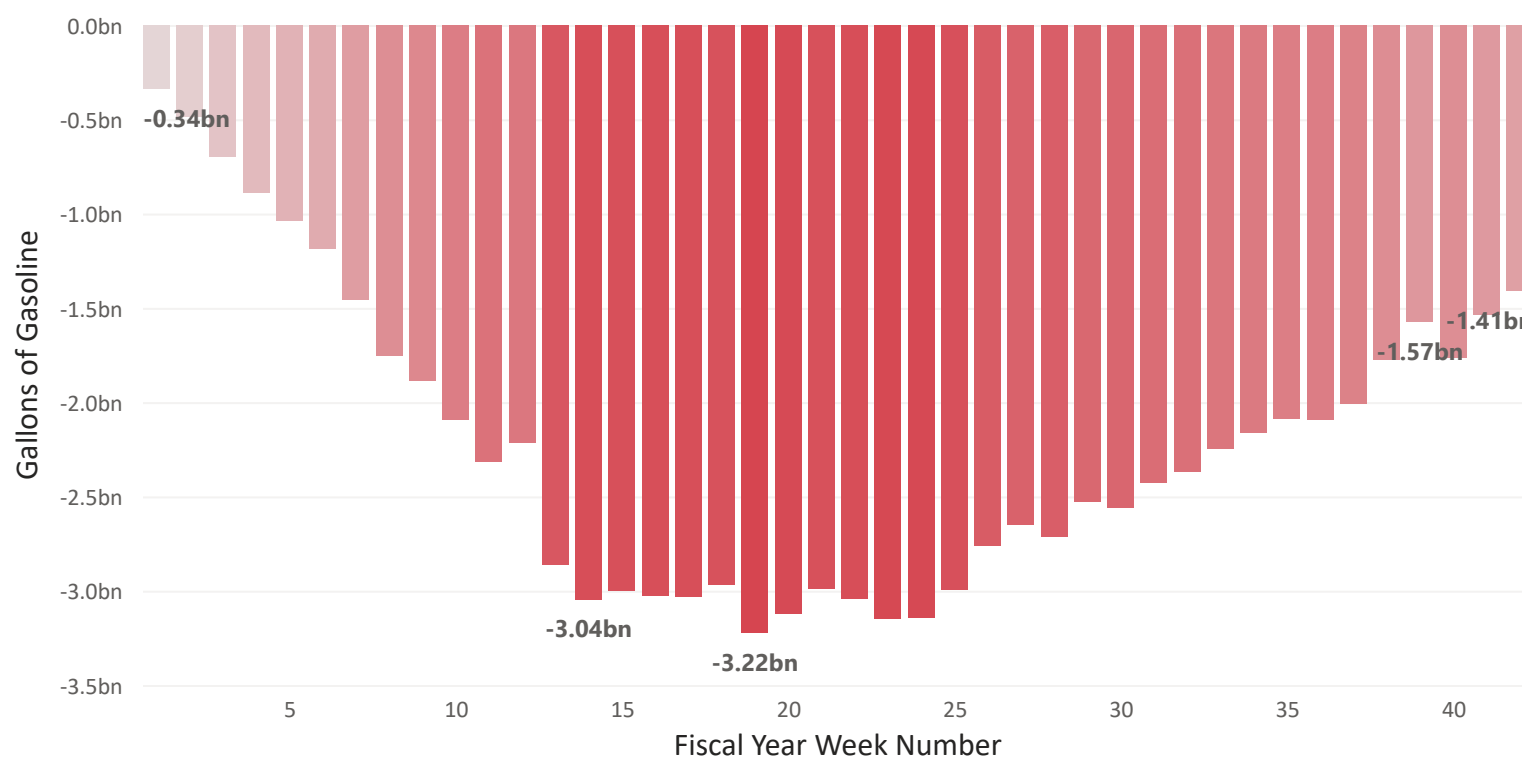
**Gasoline product supplied compared to the same week in FY 2022 increased by 4.91%, decreased by -3.83% for the same week in FY 2021, and decreased by -7.59% for the same week in FY 2019**

### Weekly Cumulative Gallons of Gasoline Product Supplied



**By this week in 2023 1.41 billion less gallons of gasoline have been supplied than by the same week in 2022.**

### Cumulative Difference in Gallons of Gasoline Product Supplied in the US by Week (2023 - 2022)



### Weekly Gasoline Product Supplied Table

Fiscal Week Number	Current Year Production	Previous Year Production	Difference From Same Week Last Year	Current Year Cumulative Production	Cumulative Difference
1	2,433,144,000	2,771,538,000	-338,394,000	2,433,144,000	-338,394,000
2	2,551,332,000	2,700,684,000	-149,352,000	4,984,476,000	-487,746,000
3	2,625,420,000	2,832,396,000	-206,976,000	7,609,896,000	-694,722,000
4	2,546,040,000	2,740,962,000	-194,922,000	10,155,936,000	-889,644,000
5	2,649,234,000	2,794,176,000	-144,942,000	12,805,170,000	-1,034,586,000
6	2,570,148,000	2,722,146,000	-151,998,000	15,375,318,000	-1,186,584,000
7	2,448,138,000	2,716,854,000	-268,716,000	17,823,456,000	-1,455,300,000
8	2,445,198,000	2,744,196,000	-298,998,000	20,268,654,000	-1,754,298,000
9	2,457,252,000	2,586,024,000	-128,772,000	22,725,906,000	-1,883,070,000
10	2,426,970,000	2,635,122,000	-208,152,000	25,152,876,000	-2,091,222,000
11	2,561,916,000	2,784,768,000	-222,852,000	27,714,792,000	-2,314,074,000
12	2,742,138,000	2,641,884,000	100,254,000	30,456,930,000	-2,213,820,000
13	2,209,116,000	2,858,856,000	-649,740,000	32,666,046,000	-2,863,560,000
14	2,222,052,000	2,402,568,000	-180,516,000	34,888,098,000	-3,044,076,000
15	2,367,876,000	2,324,364,000	43,512,000	37,255,974,000	-3,000,564,000
16	2,393,748,000	2,417,856,000	-24,108,000	39,649,722,000	-3,024,672,000
17	2,496,354,000	2,500,470,000	-4,116,000	42,146,076,000	-3,028,788,000
18	2,477,832,000	2,418,444,000	59,388,000	44,623,908,000	-2,969,400,000
19	2,432,556,000	2,683,044,000	-250,488,000	47,056,464,000	-3,219,888,000
20	2,619,540,000	2,519,580,000	99,960,000	49,676,004,000	-3,119,928,000
21	2,678,928,000	2,545,158,000	133,770,000	52,354,932,000	-2,986,158,000
22	2,517,228,000	2,570,442,000	-53,214,000	54,872,160,000	-3,039,372,000
23	2,526,636,000	2,634,828,000	-108,192,000	57,398,796,000	-3,147,564,000
24	2,634,240,000	2,629,536,000	4,704,000	60,033,036,000	-3,142,860,000
25	2,688,630,000	2,539,278,000	149,352,000	62,721,666,000	-2,993,508,000
26	2,732,730,000	2,498,706,000	234,024,000	65,454,396,000	-2,759,484,000
27	2,627,184,000	2,517,228,000	109,956,000	68,081,580,000	-2,649,528,000
28	2,504,586,000	2,568,384,000	-63,798,000	70,586,166,000	-2,713,326,000
29	2,796,234,000	2,607,192,000	189,042,000	73,382,400,000	-2,524,284,000
30	2,533,692,000	2,569,266,000	-35,574,000	75,916,092,000	-2,559,858,000
31	2,735,082,000	2,603,664,000	131,418,000	78,651,174,000	-2,428,440,000
32	2,618,952,000	2,558,388,000	60,564,000	81,270,126,000	-2,367,876,000
33	2,774,478,000	2,653,938,000	120,540,000	84,044,604,000	-2,247,336,000
34	2,674,812,000	2,586,612,000	88,200,000	86,719,416,000	-2,159,136,000
35	2,710,092,000	2,639,238,000	70,854,000	89,429,508,000	-2,088,282,000
36	2,702,742,000	2,704,506,000	-1,764,000	92,132,250,000	-2,090,046,000
37	2,756,250,000	2,673,342,000	82,908,000	94,888,500,000	-2,007,138,000
38	2,735,964,000	2,500,470,000	235,494,000	97,624,464,000	-1,771,644,000
39	2,822,106,000	2,623,068,000	199,038,000	100,446,570,000	-1,572,606,000
40	2,574,264,000	2,767,422,000	-193,158,000	103,020,834,000	-1,765,764,000
41	2,603,370,000	2,370,228,000	233,142,000	105,624,204,000	-1,532,622,000
42	2,628,066,000	2,505,174,000	122,892,000	108,252,270,000	-1,409,730,000
<b>Total</b>	<b>108,252,270,000</b>	<b>109,662,000,000</b>	<b>-1,409,730,000</b>	<b>108,252,270,000</b>	<b>-1,409,730,000</b>

Source: Derived from U.S. Product Supplied of Finished Motor Gasoline, Weekly, U.S. Energy Information Administration, published 7/26/2023

**Please direct questions to: [PolicyInfoFeedback@dot.gov](mailto:PolicyInfoFeedback@dot.gov)**