

# Northeast Region

# 1997

Issued April 2000

EC97TCF-REG(1)

## 1997 Economic Census

### *Transportation*

### 1997 Commodity Flow Survey



U.S. Department of Transportation  
BUREAU OF TRANSPORTATION STATISTICS

U.S. Department of Commerce  
Economics and Statistics Administration  
U.S. CENSUS BUREAU



## ACKNOWLEDGMENTS

This report was prepared in the Service Sector Statistics Division under the direction of **Thomas E. Zabelsky**, Assistant Chief for Current Service and Transportation Programs. Planning, implementation, and compiling of this report were under the supervision of **John L. Fowler**, Chief, Commodity Flow Survey Branch, assisted by **Wanda Dougherty, Debra Corbett, Bruce Dembroski, Shirley Gray, Michael Jones, Stephanie Kelley, Mabel Ocasio, Bonnie Opalko, Joyce Price, Barbara Selinske, Eli Serrano,** and **Michael Sprung**. Sample design and statistical methodology were developed under the general direction of **Howard Hogan** and **Carl A. Konschnik**, former Assistant Chiefs, and **Ruth E. Detlefsen**, current Assistant Chief, Research and Methodology. Sample design and estimation were under the supervision of **Patrick Cantwell**, former Chief, and **Jock Black**, current Chief, Program Research and Development Branch, assisted by **William C. Davie Jr., David L. Kinyon, Jacklyn R. Jonas,** and **M. Cristina Cruz**. Frame construction, sample control, imputation, and quality control procedures were developed under the supervision of **Carol King**, Chief, Statistical Methods Branch, assisted by **James Hunt**.

The processing system and computer programs were developed and implemented by the OAO programming group, led by **Jacques Wilmore** and assisted by **Harold N. Bobbitt** and **Robert J. Jeffrey**. **Steve G. McCraith**, Chief, Quinquennial Surveys Branch, Economic Statistical Methods and Programming Division and **Joseph F. Keehan** provided general support.

Coordination of data collection efforts was under the direction of **Judith N. Petty**, Chief, National Processing Center, assisted by **Matthew Aulbach, Linda Broadus, Grant Goodwin, Carlene Bottorff, Teresa Branstetter,** and **Jack Miller**.

The staff of the Administrative and Customer Services Division, **Walter C. Odom**, Chief, performed planning, design, composition, editorial review, and printing planning and procurement for the publications, Internet products, and report forms. **Margaret A. Smith** provided publication coordination and editing.

We also acknowledge the contributions of the following Department of Transportation (DOT) representatives in the overall planning and design of the survey: **Rolf Schmitt**, Associate Director for Transportation Studies, Bureau of Transportation Statistics, assisted by **Susan Lapham, Russ Capelle, Ronald J. Duych,** and **Felix Ammah-Tagoe**.

The Oak Ridge National Laboratory's Center for Transportation Analysis, under the former and current direction of **Mike Bronzini** and **David Greene**, respectively, provided all mileage data for this report, using its transportation network modeling system, under the supervision of **Frank Southworth** and assisted by **Shih-Miao Chin, Bruce Peterson, Jane Rollow,** and **Angela Gibson**.

Special acknowledgment is also due to the many businesses whose cooperation was essential to the publication of these data.

**1997 Economic Census**  
*Transportation*  
1997 Commodity Flow Survey



**U.S. Department of  
Transportation**  
**Rodney E. Slater,**  
Secretary  
**Mortimer L. Downey,**  
Deputy Secretary

**BUREAU OF TRANSPORTATION  
STATISTICS**  
**Dr. Ashish Sen,**  
Director  
**Rick Kowalewski,**  
Deputy Director  
**Rolf R. Schmitt,**  
Associate Director for  
Transportation Studies



**U.S. Department of Commerce**  
**William M. Daley,**  
Secretary  
**Robert L. Mallett,**  
Deputy Secretary

**Economics  
and Statistics  
Administration**  
**Robert J. Shapiro,**  
Under Secretary for  
Economic Affairs

**U.S. CENSUS BUREAU**  
**Kenneth Prewitt,**  
Director



**Economics  
and Statistics  
Administration**

**Robert J. Shapiro,**  
Under Secretary  
for Economic Affairs



**U.S. CENSUS BUREAU**

**Kenneth Prewitt,**  
Director

**William G. Barron,**  
Deputy Director

**Paula J. Schneider,**  
Principal Associate Director  
for Programs

**Frederick T. Knickerbocker,**  
Associate Director  
for Economic Programs

**Thomas L. Mesenbourg,**  
Assistant Director  
for Economic Programs

**Carole A. Ambler,**  
Chief, Service Sector  
Statistics Division



**BUREAU OF TRANSPORTATION  
STATISTICS**

**Dr. Ashish Sen,**  
Director

**Rick Kowalewski,**  
Deputy Director

**Rolf R. Schmitt,**  
Associate Director for  
Transportation Studies

## CONTENTS

Introduction to the Economic Census .....	1
1997 Commodity Flow Survey .....	3

### TABLES

1a. Shipment Characteristics by Mode of Transportation for the Region: 1997 .....	9
1b. Shipment Characteristics by Mode of Transportation for the Region: 1997 and 1993 .....	9
1c. Shipment Characteristics by Mode of Transportation for the Region: Percent of Total for 1997 and 1993 .....	10
2. Shipment Characteristics by Total Modal Activity for the Region: 1997 .....	10
3. Shipment Characteristics by Mode of Transportation and Distance Shipped for the Region: 1997 .....	11
4. Shipment Characteristics by Mode of Transportation and Shipment Size for the Region: 1997 .....	14
5. Shipment Characteristics by Two-Digit Commodity for the Region: 1997 .....	17
6. Shipment Characteristics by Three-Digit Commodity for the Region: 1997 .....	18
7. Shipment Characteristics by Two-Digit Commodity and Mode of Transportation for the Region: 1997 .....	21
8. Shipment Characteristics by Two-Digit Commodity and Distance Shipped for the Region: 1997 .....	36
9. Shipment Characteristics by Two-Digit Commodity and Shipment Size for the Region: 1997 .....	42
10. Shipment Characteristics by Two-Digit Commodity and Shipment Size by Distance Shipped for the Region: 1997 ....	48

### APPENDIXES

A. Comparability With the 1993 Commodity Flow Survey .....	A-1
B. Reliability of the Estimates .....	B-1
C. Sample Design, Data Collection, and Estimation .....	C-1
D. Standard Classification of Transported Goods Code Information .....	D-1
E. Sample Report Forms and Instructions .....	E-1



# Introduction to the Economic Census

---

## PURPOSES AND USES OF THE ECONOMIC CENSUS

The economic census is the major source of facts about the structure and functioning of the Nation's economy. It provides essential information for government, business, industry, and the general public. Title 13 of the United States Code (Sections 131, 191, and 224) directs the Census Bureau to take the economic census every 5 years, covering years ending in 2 and 7.

The economic census furnishes an important part of the framework for such composite measures as the gross domestic product estimates, input/output measures, production and price indexes, and other statistical series that measure short-term changes in economic conditions. Specific uses of economic census data include the following:

- Policymaking agencies of the Federal Government use the data to monitor economic activity and assess the effectiveness of policies.
- State and local governments use the data to assess business activities and tax bases within their jurisdictions and to develop programs to attract business.
- Trade associations study trends in their own and competing industries, which allows them to keep their members informed of market changes.
- Individual businesses use the data to locate potential markets and to analyze their own production and sales performance relative to industry or area averages.

## BASIS OF REPORTING

The economic census is conducted on an establishment basis. A company operating at more than one location is required to file a separate report for each store, factory, shop, or other location. Each establishment is assigned a separate industry classification based on its primary activity and not that of its parent company.

## AVAILABILITY OF ADDITIONAL DATA

### Reports in Print and Electronic Media

All results of the 1997 Economic Census are available on the Census Bureau Internet site ([www.census.gov](http://www.census.gov)) and on compact discs (CD-ROM) for sale by the Census Bureau. Unlike previous censuses, only selected highlights are

published in printed reports. For more information, including a description of electronic and printed reports being issued, see the Internet site, or write to U.S. Census Bureau, Washington, DC 20233-8300, or call Customer Services at 301-457-4100.

## HISTORICAL INFORMATION

The economic census has been taken as an integrated program at 5-year intervals since 1967 and before that for 1954, 1958, and 1963. Prior to that time, individual components of the economic census were taken separately at varying intervals.

The economic census traces its beginnings to the 1810 Decennial Census, when questions on manufacturing were included with those for population. Coverage of economic activities was expanded for the 1840 Decennial Census and subsequent censuses to include mining and some commercial activities. The 1905 Manufactures Census was the first time a census was taken apart from the regular decennial population census. Censuses covering retail and wholesale trade and construction industries were added in 1930, as were some covering service trades in 1933. Censuses of construction, manufacturing, and the other business service censuses were suspended during World War II.

The 1954 Economic Census was the first census to be fully integrated: providing comparable census data across economic sectors, using consistent time periods, concepts, definitions, classifications, and reporting units. It was the first census to be taken by mail, using lists of firms provided by the administrative records of other Federal agencies. Since 1963, administrative records also have been used to provide basic statistics for very small firms, reducing or eliminating the need to send them census questionnaires.

The range of industries covered in the economic censuses expanded between 1967 and 1992. The census of construction industries began on a regular basis in 1967, and the scope of service industries, introduced in 1933, was broadened in 1967, 1977, and 1987. While a few transportation industries were covered as early as 1963, it was not until 1992 that the census broadened to include all of transportation, communications, and utilities. Also new for 1992 was coverage of financial, insurance, and real estate industries. With these additions, the economic census and the separate census of governments and census of agriculture collectively covered roughly 98 percent of all economic activity.

---

Printed statistical reports from the 1992 and earlier censuses provide historical figures for the study of long-term time series and are available in some large libraries. All of the census reports printed since 1967 are still available for sale on microfiche from the Census Bureau. CD-ROMs issued from the 1987 and 1992 Economic Censuses contain databases including nearly all data published in print, plus additional statistics, such as ZIP Code statistics, published only on CD-ROM.

## **SOURCES FOR MORE INFORMATION**

More information about the scope, coverage, classification system, data items, and publications for each of the economic censuses and related surveys is published in the *Guide to the 1997 Economic Census and Related Statistics* at [www.census.gov/econguide](http://www.census.gov/econguide). More information on the methodology, procedures, and history of the censuses will be published in the *History of the 1997 Economic Census* at [www.census.gov/econ/www/history.html](http://www.census.gov/econ/www/history.html).

# 1997 Commodity Flow Survey

## GENERAL

The 1997 Commodity Flow Survey (CFS) is undertaken through a partnership between the Bureau of the Census, U.S. Department of Commerce, and the Bureau of Transportation Statistics, U.S. Department of Transportation. This survey produces data on the movement of goods in the United States. It provides information on commodities shipped, their value, weight, and mode of transportation, as well as the origin and destination of shipments of manufacturing, mining, wholesale, and selected retail establishments. The CFS was last conducted in 1993. See the Comparability With the 1993 Commodity Flow Survey table (Appendix A) for a comparison between the 1997 and 1993 surveys. The data from the CFS are used by public policy analysts and for transportation planning and decision-making to assess the demand for transportation facilities and services, energy use, and safety risk and environmental concerns.

This report presents data for the four Census Regions and nine Census Divisions. Additional reports include data for the United States, states, and selected metropolitan areas, as well as selected data on exports and hazardous material shipments.

## INDUSTRY COVERAGE

The 1997 CFS covers business establishments in mining, manufacturing, wholesale trade, and selected retail industries. The survey also covers selected auxiliary establishments (e.g., warehouses) of in-scope multiunit and retail companies. The survey coverage excludes establishments classified as farms, forestry, fisheries, governments, construction, transportation, foreign establishments, services, and most establishments in retail.

The industries covered, as defined in the 1987 Standard Industrial Classification Manual (SIC), are listed in the following table:

SIC code	Title
10, ex. 108	Metal mining (excluding metal mining services)
12, ex. 124	Coal mining (excluding coal mining services)
13	Oil and gas extraction <sup>1</sup>
14, ex. 148	Mining and quarrying of nonmetallic minerals, except fuels (excluding nonmetallic minerals services)
20	Food and kindred products
21	Tobacco products
22	Textile mill products
23	Apparel and other finished products made from fabrics and similar materials
24	Lumber and wood products, except furniture
25	Furniture and fixtures
26	Paper and allied products
27, ex. 279	Printing, publishing, and allied industries (excluding service industries for the printing trade)
28	Chemicals and allied products
29	Petroleum refining and related industries
30	Rubber and miscellaneous plastics products
31	Leather and leather products
32	Stone, clay, glass, and concrete products
33	Primary metal industries
34	Fabricated metal products, except machinery and transportation equipment
35	Industrial and commercial machinery and computer equipment
36	Electronic and other electrical equipment and components, except computer equipment
37	Transportation equipment
38	Measuring, analyzing, and controlling instruments; photographic, medical and optical goods; watches and clocks
39	Miscellaneous manufacturing industries
50	Wholesale trade—durable goods
51	Wholesale trade—nondurable goods
596	Catalog and mail-order houses

<sup>1</sup>We included establishments classified in SIC 13, Oil and Gas Extraction, in the initial coverage of the 1997 CFS. However, because of unresolved industry-wide reporting issues, we have removed shipments from these establishments from our 1997 CFS tabulations. The data collected from these establishments will be used as input to a special report at a later date.

Similarly, because establishments in SIC 13 are responsible for the overwhelming number of shipments classified in SCTG 16, Crude Petroleum, we have removed all shipments with SCTG 16 from the 1997 CFS publication results.



---

## SHIPMENT COVERAGE

The CFS captures data on shipments originating from selected types of business establishments located in the 50 states and the District of Columbia. The data do not cover shipments originating from business establishments located in Puerto Rico and other U.S. possessions and territories. Shipments traversing the U.S. from a foreign location to another foreign location (e.g., from Canada to Mexico) are not included, nor are shipments from a foreign location to a U.S. location. Imported products are included in the CFS at the point that they left the importer's domestic location for shipment to another location. Shipments that are shipped through a foreign territory with both the origin and destination in the U.S. are included in the CFS data. The mileages calculated for these shipments exclude the international segments (e.g., shipments from New York to Michigan through Canada do not include any mileages for Canada). Export shipments are included, with the domestic destination defined as the port of exit from the U.S.

The "Industry Coverage" section of the text lists the SIC groups covered by the CFS. Other industry areas that are not covered, but may have significant shipping activity, include agriculture, government, and retail (other than warehouses and SIC 5961, Catalog and Mail-Order Houses). For agriculture specifically, this means that the CFS did not cover shipments of agricultural products from the farm site to the processing centers or terminal elevators (most likely short-distance local movements), but does cover the shipments of these products from the initial processing centers or terminal elevators onward.

## MILEAGE CALCULATIONS

To compute shipment mileages for the 1997 CFS, The Center for Transportation Analysis (CTA) at Oak Ridge National Laboratory (ORNL) developed an integrated, intermodal transportation network modeling system. A secure data site was setup at ORNL to process census-supplied files containing data elements for individual CFS shipment records. Each record contained the ZIP Code of shipment origin and destination, and the mode or mode sequence reported. Each record also contained information on the type of commodity moved, its weight, dollar value and whether containerized or a hazardous material. Export shipments were also identified on the records, along with data on U.S. port of exit and foreign destination city and country. Encrypted data files were transmitted and returned from ORNL after processing, with turnaround of most files on a week-by-week basis. In this manner many shipment-specific data problems encountered by ORNL in their routing procedures were reported back to census in a timely fashion, allowing census to call back some shippers and thereby confirm, correct, or recover missing or otherwise unusable data. The ORNL system computed mileages, by mode, for all single modes and for any reported

multimodal sequence. This was done for any origin-destination pair of domestic ZIP Code locations, and for any internal ZIP Code of origin, via U.S. export port, to foreign (export) destination. Mileages between origin-destination ZIP Code centroids were computed by finding the minimum impedance path over mathematical representations of the highway, rail, waterway, air, and pipeline networks and then summing the lengths of individual links on these paths. Impedance is computed as a weighted combination of distance, time, and cost factors.

The ORNL multimodal network database is composed of individual modal-specific networks representing each of the major transportation modes—highway, rail, waterway, air, and pipeline. The links of these specific modal networks are the representation of line-haul transportation facilities. The nodes represent intersections and interchanges, and the access points to the transportation network. To simulate local access, test links are created from each five-digit ZIP Code centroid to nearby nodes on the network. For the truck network, local access is assumed to exist everywhere. For the other modes this is not true. Before any test links are created for these modes, a search procedure is used to determine if and where such networks are most likely to provide access to the ZIP Code. For shipments involving more than one mode, such as truck-rail or rail-water shipments, intermodal transfer links are added to the network database for the purpose of connecting the individual modal networks together for routing purposes. An intermodal terminals database and a number of terminal transfer models were developed at ORNL to identify likely transfer points for different classes of freight. A measure of link impedance was calculated for each access, line-haul, and intermodal transfer link traversed by a shipment. These impedances were mode specific and are based on various link characteristics. For example, the set of link characteristics for the highway network included speed impacting factors, such as the presence of divided or undivided roadway, the degree of access control, rural or urban setting, type of pavement, number of lanes, degree of urban congestion, and length of the link. Link impedance measures are also assigned to the local access links. Intermodal transfer link impedances are estimated in terms of the time it takes to move goods through such a transfer. In the case of rail and air freight, intercarrier transfer penalties are also considered in order to obtain proper route selections. A minimum path algorithm is used to find the minimum impedance path between a shipment's origin ZIP Code centroid and destination ZIP Code centroid. The cumulative length of the local access plus line-haul links on this path provides the estimated shipment distance. When rail was involved these shipment distances may be averaged over more than one path between an origin-destination pair.

### Mileage Data for Pipeline Shipments

In the tables, we do not show ton-miles or average miles per shipment for pipeline shipments. For most of these shipments, the respondents reported the shipment

destination as a pipeline facility on the main pipeline network. Therefore, for the majority of these shipments, the resulting mileage represented only the access distance through feeder pipelines to the main pipeline network, and not the actual distance through the main pipeline network. Pipeline shipments are included in the U.S. totals for ton-miles and average miles per shipment.

## DISCLOSURE RULES

In accordance with Federal law governing Census Bureau reports, no data are published that would disclose the operations of an individual firm or establishment.

## EXPLANATION OF TERMS

**Average miles per shipment.** For the 1993 CFS, we excluded shipments of STCC 27, Printed Matter, from our calculation of average miles per shipment. We made this decision after determining that respondents in the 1993 CFS shipping newspapers, magazines, catalogs, etc., had used widely varying definitions of the term “shipment.”

For the 1997 CFS, we made numerous efforts throughout our data collection and editing to produce consistent results from establishments shipping SCTG 29, Printed Products. As a result, we have included printed products in the average miles per shipment calculations for the 1997 CFS.

**Commodity.** Products that an establishment produces, sells, or distributes. This does not include items that are considered as excess or byproducts of the establishment’s operation. Respondents reported the description and the five-digit SCTG code for the major commodity contained in the shipment, defined as the commodity with the greatest weight in the total shipment.

**Distance shipped.** In some tables, shipment data are presented for various “distance shipped” intervals. Shipments were categorized into these “distance shipped” intervals based on the great circle distance between their origin and destination ZIP Code centroids. All other distance-related data in this and other tables (i.e., ton-miles and average miles per shipment) are based on the mileage calculations produced by Oak Ridge National Laboratories. (See the “Mileage Calculations” section for more details.)

**Great circle distance.** The shortest distance between two points on the earth’s surface.

**Mode of transportation.** The type of transportation used for moving the shipment to its domestic destination. For exports, the domestic destination was the port of exit.

## Mode Definitions

In the instructions to the respondent, we defined the possible modes as follows:

1. **Parcel delivery/courier/U.S. Postal Service.** Delivery services, parcels, packages, and other small shipments that typically weigh less than 100 pounds. Includes bus parcel delivery service.
2. **Private truck.** Trucks operated by a temporary or permanent employee of an establishment or the buyer/receiver of the shipment.
3. **For-hire truck.** Trucks that carry freight for a fee collected from the shipper, recipient of the shipment, or an arranger of the transportation.
4. **Railroad.** Any common carrier or private railroad.
5. **Shallow draft vessels.** Barges, ships, or ferries operating primarily on rivers and canals; in harbors, the Great Lakes, the Saint Lawrence Seaway; the Intracoastal Waterway, the Inside Passage to Alaska, major bays and inlets; or in the ocean close to the shoreline.
6. **Deep draft vessel.** Barges, ships, or ferries operating primarily in the open ocean. Shipping on the Great Lakes and the Saint Lawrence Seaway is classified with shallow draft vessels.
7. **Pipeline.** Movements of oil, petroleum, gas, slurry, etc., through pipelines that extend to other establishments or locations beyond the shipper’s establishment. Aqueducts for the movement of water are not included.
8. **Air.** Commercial or private aircraft, and all air service for shipments that typically weigh more than 100 pounds. Includes air freight and air express.
9. **Other mode.** Any mode not listed above.
10. **Unknown.** The shipment was not carried by a parcel delivery/courier/U.S. Postal Service, and the respondent could not determine what mode of transportation was used.

In the tables, we have used additional terms for mode, which we define as follows:

1. **Air (includes truck and air).** Shipments that used air or a combination of truck and air.
2. **Single modes.** Shipments using only one of the above-listed modes, except parcel or other and unknown.
3. **Multiple modes.** Parcel, U.S. Postal Service or courier shipments or shipments for which two or more of the following modes of transportation were used:
  - Private truck
  - For-hire truck
  - Rail
  - Shallow draft vessel
  - Deep draft vessel
  - Pipeline

We did not allow for multiple modes in combination with “parcel, U.S. Postal Service or courier,” “unknown,” or “other.” By their nature, these shipments may already include various kinds of multiple-mode activity. For example, if the respondent reported a shipment’s mode of transportation as parcel and air, we treated the shipment as parcel only.

4. **Other multiple modes.** Shipments using any other mode combinations not specifically listed in the tables.
5. **Other and unknown modes.** Shipments for which modes were not reported, or were reported by the respondent as “Other” or “Unknown.”
6. **Truck.** Shipments using for-hire truck only, private truck only, or a combination of for-hire truck and private truck.
7. **Water.** Shipments using shallow draft vessel only, deep draft vessel only, or Great Lakes vessel only. Combinations of these modes, such as shallow draft vessel and Great Lakes vessel are included as “Other multiple modes.”
8. **Great Lakes.** In the tables in this publication, “Great Lakes” appears as a single mode. ORNL’s transportation network and mileage calculation system allowed for separate mileage calculations for Great Lakes between the origin and destination ZIP Codes (see the “Mileage Calculations” section for more details).

## Other Definitions and Terms

**Shipment.** A shipment (or delivery) is an individual movement of commodities from an establishment to a customer or to another location of the originating company (including a warehouse, distribution center, retail or wholesale outlet). A shipment uses one or more modes of transportation including parcel delivery, U.S. Postal Service, courier, private truck, for-hire truck, rail, water, pipeline, air, and other modes.

## Standard Classification of Transported Goods

**(SCTG).** The commodities shown in this report are classified using the SCTG coding system. The SCTG coding system was developed jointly by agencies of the United States and Canadian governments based on the Harmonized System to address statistical needs in regard to products transported.

**Ton-miles.** The weight times the mileage for a shipment. The respondents reported shipment weight in pounds, as described below. Mileage was calculated as the distance between the shipment origin and destination ZIP Codes. For shipments by truck, rail, or shallow draft vessels, the mileage excludes international segments. For example, mileages from Alaska to the continental United States

exclude any mileages through Canada (see the “Mileage Calculations” section for more details). Aggregated pound-miles were converted to ton-miles. The ton-miles data are displayed in millions.

**Tons shipped.** The total weight of the entire shipment. Respondents reported the weight in pounds. Aggregated pounds were converted to short-tons (2,000 pounds). The tons data are displayed in thousands.

**Total modal activity.** The overall activity (e.g., ton-miles) of a specific mode of transportation, whether used in a single-mode shipment, or as part of a multiple-mode shipment. For example, the total modal activity for private truck is the total ton-miles carried by private truck in single-mode shipments, combined with the total ton-miles carried by private truck in all multiple-mode shipments that include private truck (private truck and for-hire truck, private truck and rail, private truck and air, etc.)

**Value of shipments.** The dollar value of the entire shipment. This was defined as the net selling value, f.o.b. plant, exclusive of freight charges and excise taxes. The value data are displayed in millions of dollars.

## ABBREVIATIONS AND SYMBOLS

The following abbreviations and symbols are used in the tables for this publication:

D	Denotes figures withheld to avoid disclosing data for individual companies.
–	Represents zero or less than 1 unit of measure.
S	Data do not meet publication standards due to high sampling variability or other reasons.
CFS	Commodity Flow Survey.
lb	Pounds.
n.e.c.	Not elsewhere classified.
NA	Not applicable.
n.o.s.	Not otherwise specified.

## OTHER TRANSPORTATION DATA

Users of transportation data may be especially interested in the following reports:

**Economic Census: Transportation Sector** covers establishments that provide passenger and freight transportation to the general public, government, or other businesses.

Published data include kind of business, geographic location, total operating revenue, annual and first quarter payroll, and number of employees for pay period including March 12.

---

**Vehicle Inventory and Use Survey** covers state and U.S. level statistics on the physical and operational characteristics of the Nation's truck, van, minivan, and sport utility vehicle population. Some of the types of data collected include number of vehicles, major use, body type, annual miles, model year, vehicle size, fuel type, operator classification, engine size, range of operation, weeks operated, products carried, and hazardous materials carried. This survey shows comparative statistics reflecting percent changes in number of vehicles between 1997 and 1992 for most characteristics.

**Transportation Annual Survey** covers firms with paid employees that provide commercial motor freight transportation and public warehousing services. Data collected

include operating revenue and operating revenue by source, total expenses percentage of motor carrier freight revenue by commodity type, size of shipments handled, length of haul, and vehicle fleet inventory.

All results of the 1997 Economic Census are available on the Census Bureau Internet site <http://www.census.gov> and on compact discs (CD-ROM).

For more information on any Census Bureau product, including a description of electronic and printed reports being issued, see the website or call Customer Services at 301-457-4100.

**Table 1a. Shipment Characteristics by Mode of Transportation for the Region: 1997**

[For explanation of terms and meaning of abbreviations and symbols, see introductory text. Detail may not add to total because of rounding]

Mode of transportation	Value		Tons		Ton-miles		Average miles per shipment
	Number (million dollars)	Percent	Number (thousands)	Percent	Number (millions)	Percent	
<b>All modes</b> .....	<b>1 181 747</b>	<b>100.0</b>	<b>1 309 423</b>	<b>100.0</b>	<b>195 036</b>	<b>100.0</b>	<b>469</b>
<b>Single modes</b> .....	<b>914 796</b>	<b>77.4</b>	<b>1 256 093</b>	<b>95.9</b>	<b>175 724</b>	<b>90.1</b>	<b>160</b>
Truck <sup>1</sup> .....	839 166	71.0	1 115 442	85.2	128 348	65.8	129
For-hire truck .....	493 860	41.8	475 150	36.3	91 497	46.9	482
Private truck .....	336 690	28.5	609 362	46.5	34 127	17.5	47
Rail .....	18 314	1.5	67 780	5.2	34 886	17.9	537
Water .....	5 740	.5	30 752	2.3	4 618	2.4	S
Shallow draft .....	2 256	.2	26 551	2.0	S	S	S
Great Lakes .....	S	S	S	S	S	S	10
Deep draft .....	3 460	.3	4 139	.3	899	.5	S
Air (includes truck and air) .....	43 489	3.7	827	—	1 155	.6	1 347
Pipeline <sup>2</sup> .....	8 087	.7	41 291	3.2	S	S	S
<b>Multiple modes</b> .....	<b>225 966</b>	<b>19.1</b>	<b>16 579</b>	<b>1.3</b>	<b>11 429</b>	<b>5.9</b>	<b>789</b>
Parcel, U.S. Postal Service or courier .....	221 545	18.7	5 244	.4	3 868	2.0	788
Truck and rail .....	3 319	.3	S	S	2 760	1.4	1 642
Truck and water .....	661	—	S	S	S	S	1 803
Rail and water .....	65	—	2 625	.2	918	.5	374
Other multiple modes .....	375	—	S	S	S	S	272
<b>Other and unknown modes</b> .....	<b>40 985</b>	<b>3.5</b>	<b>36 751</b>	<b>2.8</b>	<b>7 883</b>	<b>4.0</b>	<b>132</b>

— Represents data cell equal to zero or less than 1 unit of measure.

D Denotes figures withheld to avoid disclosing data for individual companies.

S Data do not meet publication standards because of high sampling variability or other reasons. Some unpublished estimates can be derived from other data published in this table. However, figures obtained in this manner are subject to these same limitations.

<sup>1</sup>"Truck" as a single mode includes shipments which went by private truck only, for-hire truck only, or a combination of private truck and for-hire truck.

<sup>2</sup>CFS data for pipeline exclude most shipments of crude oil. See "Mileage Calculations" section for details of CFS coverage.

**Table 1b. Shipment Characteristics by Mode of Transportation for the Region: 1997 and 1993**

[For explanation of terms and meaning of abbreviations and symbols, see introductory text. Detail may not add to total because of rounding]

Mode of transportation	Value			Tons			Ton-miles			Average miles per shipment		
	1997 (million dollars)	1993 (million dollars)	Percent change	1997 (thousands)	1993 (thousands)	Percent change	1997 (millions)	1993 (millions)	Percent change	1997	1993	Percent change
<b>All modes</b> .....	<b>1 181 747</b>	<b>1 010 234</b>	<b>17.0</b>	<b>1 309 423</b>	<b>1 051 155</b>	<b>24.6</b>	<b>195 036</b>	<b>176 937</b>	<b>10.2</b>	<b>469</b>	<b>435</b>	<b>7.8</b>
<b>Single modes</b> .....	<b>914 796</b>	<b>826 979</b>	<b>10.6</b>	<b>1 256 093</b>	<b>1 005 376</b>	<b>24.9</b>	<b>175 724</b>	<b>158 522</b>	<b>10.9</b>	<b>160</b>	<b>185</b>	<b>-13.5</b>
Truck <sup>1</sup> .....	839 166	775 762	8.2	1 115 442	858 860	29.9	128 348	107 534	19.4	129	139	-7.5
For-hire truck .....	493 860	476 063	3.7	475 150	330 701	43.7	91 497	79 052	15.7	482	502	-3.9
Private truck .....	336 690	298 859	12.7	609 362	525 162	16.0	34 127	28 157	21.2	47	49	-4.5
Rail .....	18 314	15 016	22.0	67 780	84 348	-19.6	34 886	37 417	-6.8	537	554	-3.0
Water .....	5 740	6 525	-12.0	30 752	47 825	-35.7	4 618	12 643	-63.5	S	908	S
Shallow draft .....	2 256	3 579	-37.0	26 551	32 156	-17.4	S	5 358	S	S	S	S
Great Lakes .....	S	—	S	S	—	S	S	—	S	10	—	S
Deep draft .....	3 460	2 946	17.4	4 139	S	S	899	S	S	S	3 620	S
Air (includes truck and air) .....	43 489	27 191	59.9	827	459	80.3	1 155	646	78.7	1 347	1 339	.6
Pipeline <sup>2</sup> .....	8 087	2 484	225.5	41 291	13 885	197.4	S	S	S	S	S	S
<b>Multiple modes</b> .....	<b>225 966</b>	<b>148 113</b>	<b>52.6</b>	<b>16 579</b>	<b>20 169</b>	<b>-17.8</b>	<b>11 429</b>	<b>11 505</b>	<b>-7</b>	<b>789</b>	<b>699</b>	<b>12.8</b>
Parcel, U.S. Postal Service or courier .....	221 545	144 382	53.4	5 244	3 886	35.0	3 868	2 460	57.2	788	699	12.9
Truck and rail .....	3 319	2 446	35.7	S	1 367	S	2 760	1 570	75.8	1 642	1 401	17.2
Truck and water .....	661	810	-18.4	S	836	S	S	954	S	1 803	1 757	2.6
Rail and water .....	65	469	-86.1	2 625	14 072	-81.3	918	6 504	-85.9	374	577	-35.2
Other multiple modes .....	375	5	S	S	S	S	S	S	S	272	2 353	-88.4
<b>Other and unknown modes</b> .....	<b>40 985</b>	<b>35 143</b>	<b>16.6</b>	<b>36 751</b>	<b>25 609</b>	<b>43.5</b>	<b>7 883</b>	<b>6 910</b>	<b>14.1</b>	<b>132</b>	<b>227</b>	<b>-42.1</b>

— Represents data cell equal to zero or less than 1 unit of measure.

D Denotes figures withheld to avoid disclosing data for individual companies.

S Data do not meet publication standards because of high sampling variability or other reasons. Some unpublished estimates can be derived from other data published in this table. However, figures obtained in this manner are subject to these same limitations.

<sup>1</sup>"Truck" as a single mode includes shipments which went by private truck only, for-hire truck only, or a combination of private truck and for-hire truck.

<sup>2</sup>CFS data for pipeline exclude most shipments of crude oil. See "Mileage Calculations" section for details of CFS coverage.

**Table 1c. Shipment Characteristics by Mode of Transportation for the Region: Percent of Total for 1997 and 1993**

[For explanation of terms and meaning of abbreviations and symbols, see introductory text. Detail may not add to total because of rounding]

Mode of transportation	Value (percent)		Tons (percent)		Ton-miles (percent)	
	1997	1993	1997	1993	1997	1993
<b>All modes</b> .....	<b>100.0</b>	<b>100.0</b>	<b>100.0</b>	<b>100.0</b>	<b>100.0</b>	<b>100.0</b>
<b>Single modes</b> .....	<b>77.4</b>	<b>81.9</b>	<b>95.9</b>	<b>95.6</b>	<b>90.1</b>	<b>89.6</b>
Truck <sup>1</sup> .....	71.0	76.8	85.2	81.7	65.8	60.8
For-hire truck .....	41.8	47.1	36.3	31.5	46.9	44.7
Private truck .....	28.5	29.6	46.5	50.0	17.5	15.9
Rail .....	1.5	1.5	5.2	8.0	17.9	21.1
Water .....	.5	.6	2.3	4.5	2.4	7.1
Shallow draft .....	.2	.4	2.0	3.1	S	3.0
Great Lakes .....	S	—	S	—	S	—
Deep draft .....	.3	.3	.3	S	.5	S
Air (includes truck and air) .....	3.7	2.7	—	—	.6	.4
Pipeline <sup>2</sup> .....	.7	.2	3.2	1.3	S	S
<b>Multiple modes</b> .....	<b>19.1</b>	<b>14.7</b>	<b>1.3</b>	<b>1.9</b>	<b>5.9</b>	<b>6.5</b>
Parcel, U.S. Postal Service or courier .....	18.7	14.3	.4	.4	2.0	1.4
Truck and rail .....	.3	.2	S	.1	1.4	.9
Truck and water .....	—	—	S	—	S	.5
Rail and water .....	—	—	.2	1.3	.5	3.7
Other multiple modes .....	—	—	S	S	S	S
<b>Other and unknown modes</b> .....	<b>3.5</b>	<b>3.5</b>	<b>2.8</b>	<b>2.4</b>	<b>4.0</b>	<b>3.9</b>

— Represents data cell equal to zero or less than 1 unit of measure.

D Denotes figures withheld to avoid disclosing data for individual companies.

S Data do not meet publication standards because of high sampling variability or other reasons. Some unpublished estimates can be derived from other data published in this table. However, figures obtained in this manner are subject to these same limitations.

<sup>1</sup>"Truck" as a single mode includes shipments which went by private truck only, for-hire truck only, or a combination of private truck and for-hire truck.

<sup>2</sup>CFS data for pipeline exclude most shipments of crude oil. See "Mileage Calculations" section for details of CFS coverage.

**Table 2. Shipment Characteristics by Total Modal Activity for the Region: 1997**

[For explanation of terms and meaning of abbreviations and symbols, see introductory text. Detail may not add to total because of rounding]

Mode of transportation <sup>1</sup>	Ton-miles		Average miles per shipment
	Number (millions)	Percent	
<b>Total</b> .....	<b>195 037</b>	<b>100.0</b>	<b>463</b>
Truck .....	128 746	66.0	128
Rail .....	38 066	19.5	705
Shallow draft .....	5 869	3.0	S
Great Lakes .....	259	.1	405
Deep draft .....	2 530	1.3	2 904
Air .....	1 095	.6	1 266
Parcel, U.S. Postal Service or courier .....	3 868	2.0	788
Pipeline .....	S	S	S
Other and unknown modes .....	7 889	4.0	132

— Represents data cell equal to zero or less than 1 unit of measure.

D Denotes figures withheld to avoid disclosing data for individual companies.

S Data do not meet publication standards because of high sampling variability or other reasons. Some unpublished estimates can be derived from other data published in this table. However, figures obtained in this manner are subject to these same limitations.

<sup>1</sup>Data represent activity for a given mode across single and multiple mode shipments. For example, "Truck" ton-miles includes total ton-miles for shipments moving by truck only plus ton-miles for truck segments only of multiple mode shipments.



**Table 3. Shipment Characteristics by Mode of Transportation and Distance Shipped for the Region: 1997**

[For explanation of terms and meaning of abbreviations and symbols, see introductory text. Detail may not add to total because of rounding]

Mode of transportation and distance shipped (based on Great Circle Distance)	Value		Tons		Ton-miles	
	Number (million dollars)	Percent	Number (thousands)	Percent	Number (millions)	Percent
<b>All modes</b> .....	<b>1 181 747</b>	<b>100.0</b>	<b>1 309 423</b>	<b>100.0</b>	<b>195 036</b>	<b>100.0</b>
Less than 50 miles .....	382 821	32.4	902 519	68.9	17 780	9.1
50 to 99 miles .....	126 193	10.7	132 433	10.1	12 515	6.4
100 to 249 miles .....	192 015	16.2	136 106	10.4	32 030	16.4
250 to 499 miles .....	128 883	10.9	58 568	4.5	27 844	14.3
500 to 749 miles .....	99 136	8.4	28 811	2.2	22 994	11.8
750 to 999 miles .....	71 326	6.0	19 203	1.5	21 009	10.8
1,000 to 1,499 miles .....	75 740	6.4	18 528	1.4	26 309	13.5
1,500 to 1,999 miles .....	27 104	2.3	3 630	.3	7 319	3.8
2,000 miles or more .....	78 528	6.6	9 624	.7	27 236	14.0
<b>Single modes</b> .....	<b>914 796</b>	<b>100.0</b>	<b>1 256 093</b>	<b>100.0</b>	<b>175 724</b>	<b>100.0</b>
Less than 50 miles .....	319 998	35.0	870 048	69.3	17 232	9.8
50 to 99 miles .....	106 842	11.7	129 644	10.3	12 238	7.0
100 to 249 miles .....	153 002	16.7	130 409	10.4	30 467	17.3
250 to 499 miles .....	99 739	10.9	55 694	4.4	26 435	15.0
500 to 749 miles .....	73 786	8.1	25 964	2.1	20 439	11.6
750 to 999 miles .....	51 523	5.6	17 326	1.4	18 297	10.4
1,000 to 1,499 miles .....	46 631	5.1	16 332	1.3	23 119	13.2
1,500 to 1,999 miles .....	16 990	1.9	3 107	.2	6 290	3.6
2,000 miles or more .....	46 285	5.1	7 569	.6	21 207	12.1
<b>Truck<sup>1</sup></b> .....	<b>839 166</b>	<b>100.0</b>	<b>1 115 442</b>	<b>100.0</b>	<b>128 348</b>	<b>100.0</b>
Less than 50 miles .....	305 870	36.4	813 625	72.9	16 412	12.8
50 to 99 miles .....	99 999	11.9	114 444	10.3	10 520	8.2
100 to 249 miles .....	141 680	16.9	93 189	8.4	18 892	14.7
250 to 499 miles .....	91 843	10.9	43 025	3.9	18 820	14.7
500 to 749 miles .....	67 496	8.0	20 947	1.9	15 632	12.2
750 to 999 miles .....	45 974	5.5	11 312	1.0	11 372	8.9
1,000 to 1,499 miles .....	36 442	4.3	9 605	.9	13 223	10.3
1,500 to 1,999 miles .....	14 090	1.7	2 756	.2	5 568	4.3
2,000 miles or more .....	35 772	4.3	6 538	.6	17 909	14.0
<b>For-hire truck</b> .....	<b>493 860</b>	<b>100.0</b>	<b>475 150</b>	<b>100.0</b>	<b>91 497</b>	<b>100.0</b>
Less than 50 miles .....	85 105	17.2	293 233	61.7	6 746	7.4
50 to 99 miles .....	52 070	10.5	51 807	10.9	4 832	5.3
100 to 249 miles .....	105 086	21.3	53 415	11.2	11 059	12.1
250 to 499 miles .....	77 056	15.6	32 561	6.9	14 061	15.4
500 to 749 miles .....	59 144	12.0	18 057	3.8	13 469	14.7
750 to 999 miles .....	39 285	8.0	9 934	2.1	9 975	10.9
1,000 to 1,499 miles .....	31 816	6.4	8 211	1.7	11 267	12.3
1,500 to 1,999 miles .....	12 333	2.5	2 092	.4	4 126	4.5
2,000 miles or more .....	31 965	6.5	5 840	1.2	15 964	17.4
<b>Private truck</b> .....	<b>336 690</b>	<b>100.0</b>	<b>609 362</b>	<b>100.0</b>	<b>34 127</b>	<b>100.0</b>
Less than 50 miles .....	218 636	64.9	496 495	81.5	8 839	25.9
50 to 99 miles .....	46 738	13.9	59 503	9.8	5 342	15.7
100 to 249 miles .....	35 175	10.4	37 255	6.1	7 348	21.5
250 to 499 miles .....	12 736	3.8	9 697	1.6	4 419	12.9
500 to 749 miles .....	7 554	2.2	2 534	.4	1 900	5.6
750 to 999 miles .....	6 219	1.8	1 295	.2	1 315	3.9
1,000 to 1,499 miles .....	4 446	1.3	1 319	.2	1 850	5.4
1,500 to 1,999 miles .....	1 721	.5	S	S	S	S
2,000 miles or more .....	3 465	1.0	606	.1	1 686	4.9
<b>Rail</b> .....	<b>18 314</b>	<b>100.0</b>	<b>67 780</b>	<b>100.0</b>	<b>34 886</b>	<b>100.0</b>
Less than 50 miles .....	2 848	15.6	6 317	9.3	279	.8
50 to 99 miles .....	400	2.2	4 806	7.1	746	2.1
100 to 249 miles .....	2 802	15.3	32 315	47.7	10 600	30.4
250 to 499 miles .....	4 244	23.2	10 611	15.7	5 619	16.1
500 to 749 miles .....	2 581	14.1	4 535	6.7	4 245	12.2
750 to 999 miles .....	1 853	10.1	5 939	8.8	6 832	19.6
1,000 to 1,499 miles .....	2 270	12.4	2 220	3.3	3 657	10.5
1,500 to 1,999 miles .....	331	1.8	325	.5	673	1.9
2,000 miles or more .....	984	5.4	711	1.0	2 236	6.4
<b>Water</b> .....	<b>5 740</b>	<b>100.0</b>	<b>30 752</b>	<b>100.0</b>	<b>4 618</b>	<b>100.0</b>
Less than 50 miles .....	4 847	84.4	17 608	57.3	460	10.0
50 to 99 miles .....	672	11.7	9 477	30.8	883	19.1
100 to 249 miles .....	63	1.1	1 224	4.0	S	S
250 to 499 miles .....	S	S	S	S	S	S
500 to 749 miles .....	S	S	S	S	S	S
750 to 999 miles .....	S	S	S	S	S	S
1,000 to 1,499 miles .....	—	—	—	—	—	—
1,500 to 1,999 miles .....	—	—	—	—	—	—
2,000 miles or more .....	S	S	S	S	S	S
<b>Shallow draft</b> .....	<b>2 256</b>	<b>100.0</b>	<b>26 551</b>	<b>100.0</b>	<b>3 719</b>	<b>100.0</b>
Less than 50 miles .....	1 795	79.6	16 089	60.6	433	11.6
50 to 99 miles .....	S	S	7 091	26.7	615	16.5
100 to 249 miles .....	55	2.4	1 222	4.6	S	S
250 to 499 miles .....	S	S	S	S	S	S
500 to 749 miles .....	S	S	S	S	S	S
750 to 999 miles .....	—	—	—	—	—	—
1,000 to 1,499 miles .....	—	—	—	—	—	—
1,500 to 1,999 miles .....	—	—	—	—	—	—
2,000 miles or more .....	—	—	—	—	—	—

See footnotes at end of table.

**Table 3. Shipment Characteristics by Mode of Transportation and Distance Shipped for the Region: 1997—Con.**

[For explanation of terms and meaning of abbreviations and symbols, see introductory text. Detail may not add to total because of rounding]

Mode of transportation and distance shipped (based on Great Circle Distance)	Value		Tons		Ton-miles	
	Number (million dollars)	Percent	Number (thousands)	Percent	Number (millions)	Percent
<b>Single modes—Con.</b>						
<b>Great Lakes</b> .....	<b>S</b>	<b>S</b>	<b>S</b>	<b>S</b>	<b>S</b>	<b>S</b>
Less than 50 miles .....	S	S	S	S	S	S
50 to 99 miles .....	—	—	—	—	—	—
100 to 249 miles .....	—	—	—	—	—	—
250 to 499 miles .....	—	—	—	—	—	—
500 to 749 miles .....	—	—	—	—	—	—
750 to 999 miles .....	—	—	—	—	—	—
1,000 to 1,499 miles .....	—	—	—	—	—	—
1,500 to 1,999 miles .....	—	—	—	—	—	—
2,000 miles or more .....	—	—	—	—	—	—
<b>Deep draft</b> .....	<b>3 460</b>	<b>100.0</b>	<b>4 139</b>	<b>100.0</b>	<b>899</b>	<b>100.0</b>
Less than 50 miles .....	3 027	87.5	S	S	S	S
50 to 99 miles .....	S	S	S	S	S	S
100 to 249 miles .....	S	S	S	S	S	S
250 to 499 miles .....	S	S	S	S	S	S
500 to 749 miles .....	S	S	S	S	S	S
750 to 999 miles .....	S	S	S	S	S	S
1,000 to 1,499 miles .....	—	—	—	—	—	—
1,500 to 1,999 miles .....	—	—	—	—	—	—
2,000 miles or more .....	S	S	S	S	S	S
<b>Air (includes truck and air)</b> .....	<b>43 489</b>	<b>100.0</b>	<b>827</b>	<b>100.0</b>	<b>1 155</b>	<b>100.0</b>
Less than 50 miles .....	—	—	—	—	—	—
50 to 99 miles .....	S	S	51	6.1	9	.8
100 to 249 miles .....	7 907	18.2	154	18.6	59	5.1
250 to 499 miles .....	3 595	8.3	90	10.8	55	4.8
500 to 749 miles .....	3 673	8.4	80	9.7	86	7.5
750 to 999 miles .....	3 686	8.5	73	8.9	92	8.0
1,000 to 1,499 miles .....	6 996	16.1	106	12.8	156	13.5
1,500 to 1,999 miles .....	2 569	5.9	25	3.1	50	4.3
2,000 miles or more .....	9 474	21.8	248	30.0	648	56.1
<b>Pipeline<sup>2</sup></b> .....	<b>8 087</b>	<b>100.0</b>	<b>41 291</b>	<b>100.0</b>	<b>S</b>	<b>S</b>
Less than 50 miles .....	6 432	79.5	32 498	78.7	S	S
50 to 99 miles .....	S	S	S	S	S	S
100 to 249 miles .....	S	S	S	S	S	S
250 to 499 miles .....	S	S	S	S	S	S
500 to 749 miles .....	—	—	—	—	S	S
750 to 999 miles .....	—	—	—	—	S	S
1,000 to 1,499 miles .....	S	S	S	S	S	S
1,500 to 1,999 miles .....	—	—	—	—	S	S
2,000 miles or more .....	—	—	—	—	S	S
<b>Multiple modes</b> .....	<b>225 966</b>	<b>100.0</b>	<b>16 579</b>	<b>100.0</b>	<b>11 429</b>	<b>100.0</b>
Less than 50 miles .....	40 295	17.8	S	S	205	1.8
50 to 99 miles .....	16 478	7.3	1 013	6.1	117	1.0
100 to 249 miles .....	34 422	15.2	3 178	19.2	1 054	9.2
250 to 499 miles .....	26 506	11.7	1 346	8.1	789	6.9
500 to 749 miles .....	23 539	10.4	S	S	S	S
750 to 999 miles .....	18 500	8.2	1 220	7.4	2 054	18.0
1,000 to 1,499 miles .....	26 557	11.8	948	5.7	1 513	13.2
1,500 to 1,999 miles .....	9 199	4.1	273	1.6	543	4.8
2,000 miles or more .....	30 469	13.5	1 102	6.6	3 385	29.6
<b>Parcel, U.S. Postal Service or courier</b> .....	<b>221 545</b>	<b>100.0</b>	<b>5 244</b>	<b>100.0</b>	<b>3 868</b>	<b>100.0</b>
Less than 50 miles .....	40 095	18.1	1 122	21.4	32	.8
50 to 99 miles .....	16 432	7.4	498	9.5	47	1.2
100 to 249 miles .....	33 895	15.3	870	16.6	182	4.7
250 to 499 miles .....	26 289	11.9	587	11.2	258	6.7
500 to 749 miles .....	23 084	10.4	531	10.1	393	10.2
750 to 999 miles .....	18 056	8.1	454	8.7	463	12.0
1,000 to 1,499 miles .....	26 124	11.8	511	9.8	710	18.4
1,500 to 1,999 miles .....	8 995	4.1	167	3.2	329	8.5
2,000 miles or more .....	28 577	12.9	504	9.6	1 454	37.6
<b>Truck and rail</b> .....	<b>3 319</b>	<b>100.0</b>	<b>S</b>	<b>S</b>	<b>2 760</b>	<b>100.0</b>
Less than 50 miles .....	S	S	S	S	S	S
50 to 99 miles .....	10	.3	S	S	S	S
100 to 249 miles .....	171	5.2	S	S	S	S
250 to 499 miles .....	197	5.9	56	1.1	26	.9
500 to 749 miles .....	323	9.7	178	3.6	167	6.1
750 to 999 miles .....	270	8.1	88	1.8	100	3.6
1,000 to 1,499 miles .....	294	8.9	247	5.1	411	14.9
1,500 to 1,999 miles .....	205	6.2	S	S	S	S
2,000 miles or more .....	1 810	54.5	558	11.4	1 724	62.5
<b>Truck and water</b> .....	<b>661</b>	<b>100.0</b>	<b>S</b>	<b>S</b>	<b>S</b>	<b>S</b>
Less than 50 miles .....	S	S	S	S	6	.2
50 to 99 miles .....	S	S	S	S	S	S
100 to 249 miles .....	135	20.4	S	S	S	S
250 to 499 miles .....	S	S	S	S	S	S
500 to 749 miles .....	S	S	S	S	S	S
750 to 999 miles .....	175	26.4	S	S	S	S
1,000 to 1,499 miles .....	S	S	S	S	S	S
1,500 to 1,999 miles .....	—	—	—	—	—	—
2,000 miles or more .....	62	9.4	18	.7	131	3.9

See footnotes at end of table.

**Table 3. Shipment Characteristics by Mode of Transportation and Distance Shipped for the Region: 1997—Con.**

[For explanation of terms and meaning of abbreviations and symbols, see introductory text. Detail may not add to total because of rounding]

Mode of transportation and distance shipped (based on Great Circle Distance)	Value		Tons		Ton-miles	
	Number (million dollars)	Percent	Number (thousands)	Percent	Number (millions)	Percent
<b>Multiple modes—Con.</b>						
<b>Rail and water</b> .....	<b>65</b>	<b>100.0</b>	<b>2 625</b>	<b>100.0</b>	<b>918</b>	<b>100.0</b>
Less than 50 miles .....	20	31.2	736	28.0	105	11.5
50 to 99 miles .....	9	13.6	357	13.6	51	5.5
100 to 249 miles .....	S	S	S	S	S	S
250 to 499 miles .....	16	25.1	683	26.0	487	53.1
500 to 749 miles .....	—	—	—	—	—	—
750 to 999 miles .....	—	—	—	—	—	—
1,000 to 1,499 miles .....	—	—	—	—	—	—
1,500 to 1,999 miles .....	—	—	—	—	—	—
2,000 miles or more .....	—	—	—	—	—	—
<b>Other multiple modes</b> .....	<b>375</b>	<b>100.0</b>	<b>1 338</b>	<b>100.0</b>	<b>S</b>	<b>S</b>
Less than 50 miles .....	S	S	S	S	S	S
50 to 99 miles .....	S	S	S	S	S	S
100 to 249 miles .....	S	S	S	S	S	S
250 to 499 miles .....	S	S	S	S	S	S
500 to 749 miles .....	S	S	S	S	S	S
750 to 999 miles .....	—	—	—	—	—	—
1,000 to 1,499 miles .....	S	S	S	S	S	S
1,500 to 1,999 miles .....	—	—	—	—	—	—
2,000 miles or more .....	S	S	S	S	S	S
<b>Other and unknown modes</b> .....	<b>40 985</b>	<b>100.0</b>	<b>36 751</b>	<b>100.0</b>	<b>7 883</b>	<b>100.0</b>
Less than 50 miles .....	22 528	55.0	26 785	72.9	342	4.3
50 to 99 miles .....	2 873	7.0	1 775	4.8	160	2.0
100 to 249 miles .....	4 592	11.2	2 519	6.9	508	6.4
250 to 499 miles .....	2 638	6.4	1 528	4.2	621	7.9
500 to 749 miles .....	1 811	4.4	1 035	2.8	786	10.0
750 to 999 miles .....	1 303	3.2	658	1.8	658	8.3
1,000 to 1,499 miles .....	2 551	6.2	1 248	3.4	1 677	21.3
1,500 to 1,999 miles .....	914	2.2	251	.7	485	6.2
2,000 miles or more .....	1 774	4.3	953	2.6	2 645	33.6

— Represents data cell equal to zero or less than 1 unit of measure.

D Denotes figures withheld to avoid disclosing data for individual companies.

S Data do not meet publication standards because of high sampling variability or other reasons. Some unpublished estimates can be derived from other data published in this table. However, figures obtained in this manner are subject to these same limitations.

<sup>1</sup>"Truck" as a single mode includes shipments which went by private truck only, for-hire truck only, or a combination of private truck and for-hire truck.

<sup>2</sup>CFS data for pipeline exclude most shipments of crude oil. See "Mileage Calculations" section for details of CFS coverage.

**Table 4. Shipment Characteristics by Mode of Transportation and Shipment Size for the Region: 1997**

[For explanation of terms and meaning of abbreviations and symbols, see introductory text. Detail may not add to total because of rounding]

Mode of transportation and shipment size	Value		Tons		Ton-miles		Average miles per shipment
	Number (million dollars)	Percent	Number (thousands)	Percent	Number (millions)	Percent	
<b>All modes</b>	<b>1 181 747</b>	<b>100.0</b>	<b>1 309 423</b>	<b>100.0</b>	<b>195 036</b>	<b>100.0</b>	<b>469</b>
Less than 50 lb	215 424	18.2	4 851	4	2 075	1.1	546
50 to 99 lb	56 967	4.8	2 875	2	905	.5	315
100 to 499 lb	174 140	14.7	15 605	1.2	3 905	2.0	259
500 to 749 lb	45 480	3.8	7 032	.5	1 537	.8	216
750 to 999 lb	37 328	3.2	6 128	.5	1 555	.8	250
1,000 to 9,999 lb	274 495	23.2	91 481	7.0	19 482	10.0	213
10,000 to 49,999 lb	302 384	25.6	589 876	45.0	87 449	44.8	158
50,000 to 99,999 lb	33 270	2.8	252 790	19.3	16 901	8.7	65
100,000 lb or more	42 260	3.6	338 784	25.9	61 227	31.4	185
<b>Single modes</b>	<b>914 796</b>	<b>100.0</b>	<b>1 256 093</b>	<b>100.0</b>	<b>175 724</b>	<b>100.0</b>	<b>160</b>
Less than 50 lb	60 407	6.6	2 387	.2	306	.2	146
50 to 99 lb	26 615	2.9	1 888	.2	260	.1	135
100 to 499 lb	129 620	14.2	13 449	1.1	2 662	1.5	187
500 to 749 lb	39 830	4.4	6 631	.5	1 377	.8	205
750 to 999 lb	34 777	3.8	5 804	.5	1 385	.8	237
1,000 to 9,999 lb	260 341	28.5	87 789	7.0	18 103	10.3	206
10,000 to 49,999 lb	291 256	31.8	576 039	45.9	81 413	46.3	150
50,000 to 99,999 lb	31 890	3.5	247 886	19.7	15 243	8.7	60
100,000 lb or more	40 060	4.4	314 221	25.0	54 974	31.3	177
<b>Truck<sup>1</sup></b>	<b>839 166</b>	<b>100.0</b>	<b>1 115 442</b>	<b>100.0</b>	<b>128 348</b>	<b>100.0</b>	<b>129</b>
Less than 50 lb	44 389	5.3	2 323	.2	225	.2	97
50 to 99 lb	22 484	2.7	1 854	.2	215	.2	112
100 to 499 lb	115 435	13.8	13 295	1.2	2 483	1.9	174
500 to 749 lb	37 311	4.4	6 586	.6	1 313	1.0	196
750 to 999 lb	33 128	3.9	5 776	.5	1 356	1.1	233
1,000 to 9,999 lb	254 683	30.3	87 301	7.8	17 592	13.7	201
10,000 to 49,999 lb	288 320	34.4	574 733	51.5	79 710	62.1	147
50,000 to 99,999 lb	29 689	3.5	246 410	22.1	14 259	11.1	57
100,000 lb or more	13 728	1.6	177 165	15.9	11 196	8.7	75
<b>For-hire truck</b>	<b>493 860</b>	<b>100.0</b>	<b>475 150</b>	<b>100.0</b>	<b>91 497</b>	<b>100.0</b>	<b>482</b>
Less than 50 lb	15 884	3.2	308	—	145	.2	475
50 to 99 lb	9 333	1.9	279	—	144	.2	505
100 to 499 lb	63 953	12.9	3 093	.7	1 881	2.1	588
500 to 749 lb	21 164	4.3	1 531	.3	1 017	1.1	653
750 to 999 lb	20 993	4.3	1 513	.3	1 093	1.2	720
1,000 to 9,999 lb	155 852	31.6	25 660	5.4	13 098	14.3	546
10,000 to 49,999 lb	185 937	37.6	275 281	57.9	61 163	66.8	254
50,000 to 99,999 lb	13 106	2.7	107 054	22.5	7 174	7.8	68
100,000 lb or more	7 638	1.5	60 431	12.7	5 783	6.3	S
<b>Private truck</b>	<b>336 690</b>	<b>100.0</b>	<b>609 362</b>	<b>100.0</b>	<b>34 127</b>	<b>100.0</b>	<b>47</b>
Less than 50 lb	28 356	8.4	1 990	.3	78	.2	40
50 to 99 lb	13 069	3.9	1 529	.3	69	.2	44
100 to 499 lb	50 937	15.1	10 118	1.7	585	1.7	55
500 to 749 lb	15 935	4.7	5 020	.8	288	.8	57
750 to 999 lb	12 015	3.6	4 238	.7	247	.7	58
1,000 to 9,999 lb	96 073	28.5	61 079	10.0	4 302	12.6	66
10,000 to 49,999 lb	98 039	29.1	288 509	47.3	17 068	50.0	61
50,000 to 99,999 lb	16 314	4.8	130 098	21.3	6 375	18.7	47
100,000 lb or more	5 953	1.8	106 782	17.5	5 114	15.0	64
<b>Rail</b>	<b>18 314</b>	<b>100.0</b>	<b>67 780</b>	<b>100.0</b>	<b>34 886</b>	<b>100.0</b>	<b>537</b>
Less than 50 lb	26	.1	S	S	—	—	S
50 to 99 lb	—	—	S	S	S	S	510
100 to 499 lb	9	—	1	—	S	S	1 133
500 to 749 lb	8	—	—	—	1	—	1 139
750 to 999 lb	S	S	—	—	S	S	1 035
1,000 to 9,999 lb	S	S	S	S	40	.1	S
10,000 to 49,999 lb	1 913	10.4	1 073	1.6	1 550	4.4	1 473
50,000 to 99,999 lb	2 003	10.9	1 050	1.5	885	2.5	841
100,000 lb or more	13 089	71.5	65 469	96.6	32 409	92.9	607
<b>Water</b>	<b>5 740</b>	<b>100.0</b>	<b>30 752</b>	<b>100.0</b>	<b>4 618</b>	<b>100.0</b>	<b>S</b>
Less than 50 lb	S	S	S	S	S	S	S
50 to 99 lb	S	S	S	S	S	S	S
100 to 499 lb	S	S	S	S	S	S	S
500 to 749 lb	3	—	S	S	S	S	104
750 to 999 lb	S	S	S	S	S	S	590
1,000 to 9,999 lb	S	S	S	S	S	S	119
10,000 to 49,999 lb	S	S	120	.4	7	.1	S
50,000 to 99,999 lb	S	S	S	S	S	S	S
100,000 lb or more	5 146	89.7	30 247	98.4	4 600	99.6	S
<b>Shallow draft</b>	<b>2 256</b>	<b>100.0</b>	<b>26 551</b>	<b>100.0</b>	<b>3 719</b>	<b>100.0</b>	<b>S</b>
Less than 50 lb	S	S	S	S	S	S	11
50 to 99 lb	S	S	S	S	S	S	S
100 to 499 lb	S	S	S	S	S	S	S
500 to 749 lb	S	S	S	S	S	S	108
750 to 999 lb	S	S	S	S	S	S	37
1,000 to 9,999 lb	S	S	S	S	S	S	93
10,000 to 49,999 lb	S	S	S	S	1	—	37
50,000 to 99,999 lb	S	S	S	S	S	S	18
100,000 lb or more	S	S	26 167	98.6	3 711	99.8	173

See footnotes at end of table.

**Table 4. Shipment Characteristics by Mode of Transportation and Shipment Size for the Region: 1997—Con.**

[For explanation of terms and meaning of abbreviations and symbols, see introductory text. Detail may not add to total because of rounding]

Mode of transportation and shipment size	Value		Tons		Ton-miles		Average miles per shipment
	Number (million dollars)	Percent	Number (thousands)	Percent	Number (millions)	Percent	
<b>Single modes—Con.</b>							
<b>Great Lakes</b> . . . . .	<b>S</b>	<b>S</b>	<b>S</b>	<b>S</b>	<b>S</b>	<b>S</b>	<b>10</b>
Less than 50 lb . . . . .	—	—	—	—	—	—	—
50 to 99 lb . . . . .	—	—	—	—	—	—	—
100 to 499 lb . . . . .	—	—	—	—	—	—	—
500 to 749 lb . . . . .	—	—	—	—	—	—	—
750 to 999 lb . . . . .	—	—	—	—	—	—	—
1,000 to 9,999 lb . . . . .	—	—	—	—	—	—	—
10,000 to 49,999 lb . . . . .	S	S	S	S	S	S	9
50,000 to 99,999 lb . . . . .	S	S	S	S	S	S	10
100,000 lb or more . . . . .	—	—	—	—	—	—	—
<b>Deep draft</b> . . . . .	<b>3 460</b>	<b>100.0</b>	<b>4 139</b>	<b>100.0</b>	<b>899</b>	<b>100.0</b>	<b>S</b>
Less than 50 lb . . . . .	S	S	S	S	S	S	108
50 to 99 lb . . . . .	—	—	—	—	—	—	—
100 to 499 lb . . . . .	S	S	S	S	S	S	2 419
500 to 749 lb . . . . .	S	S	S	S	S	S	38
750 to 999 lb . . . . .	S	S	S	S	S	S	6 244
1,000 to 9,999 lb . . . . .	7	.2	S	S	S	S	979
10,000 to 49,999 lb . . . . .	58	1.7	S	S	S	S	S
50,000 to 99,999 lb . . . . .	S	S	S	S	S	S	570
100,000 lb or more . . . . .	3 358	97.1	4 080	98.6	889	99.0	S
<b>Air (includes truck and air)</b> . . . . .	<b>43 489</b>	<b>100.0</b>	<b>827</b>	<b>100.0</b>	<b>1 155</b>	<b>100.0</b>	<b>1 347</b>
Less than 50 lb . . . . .	15 980	36.7	62	7.4	81	7.0	1 348
50 to 99 lb . . . . .	4 126	9.5	33	4.0	45	3.9	1 371
100 to 499 lb . . . . .	14 121	32.5	143	17.3	176	15.2	1 275
500 to 749 lb . . . . .	2 508	5.8	41	5.0	63	5.5	1 543
750 to 999 lb . . . . .	1 641	3.8	28	3.3	29	2.5	1 041
1,000 to 9,999 lb . . . . .	4 335	10.0	279	33.7	469	40.6	1 634
10,000 to 49,999 lb . . . . .	S	S	110	13.3	147	12.7	1 399
50,000 to 99,999 lb . . . . .	S	S	75	9.1	S	S	1 288
100,000 lb or more . . . . .	22	—	57	6.9	53	4.6	835
<b>Pipeline<sup>2</sup></b> . . . . .	<b>8 087</b>	<b>100.0</b>	<b>41 291</b>	<b>100.0</b>	<b>S</b>	<b>S</b>	<b>S</b>
Less than 50 lb . . . . .	1	—	S	S	S	S	S
50 to 99 lb . . . . .	S	S	S	S	S	S	S
100 to 499 lb . . . . .	—	—	—	—	S	S	S
500 to 749 lb . . . . .	—	—	—	—	S	S	S
750 to 999 lb . . . . .	—	—	—	—	S	S	S
1,000 to 9,999 lb . . . . .	S	S	S	S	S	S	S
10,000 to 49,999 lb . . . . .	S	S	S	S	S	S	S
50,000 to 99,999 lb . . . . .	—	—	—	—	S	S	S
100,000 lb or more . . . . .	8 074	99.8	41 283	100.0	S	S	S
<b>Multiple modes</b> . . . . .	<b>225 966</b>	<b>100.0</b>	<b>16 579</b>	<b>100.0</b>	<b>11 429</b>	<b>100.0</b>	<b>789</b>
Less than 50 lb . . . . .	146 300	64.7	2 276	13.7	1 748	15.3	792
50 to 99 lb . . . . .	28 817	12.8	860	5.2	637	5.6	737
100 to 499 lb . . . . .	40 285	17.8	1 696	10.2	1 196	10.5	726
500 to 749 lb . . . . .	4 291	1.9	225	1.4	141	1.2	618
750 to 999 lb . . . . .	1 760	.8	181	1.1	S	S	798
1,000 to 9,999 lb . . . . .	814	.4	79	.5	97	.8	1 232
10,000 to 49,999 lb . . . . .	2 717	1.2	1 708	10.3	2 813	24.6	1 641
50,000 to 99,999 lb . . . . .	269	.1	556	3.4	194	1.7	S
100,000 lb or more . . . . .	714	.3	9 000	54.3	4 451	38.9	939
<b>Parcel, U.S. Postal Service or courier</b> . . . . .	<b>221 545</b>	<b>100.0</b>	<b>5 244</b>	<b>100.0</b>	<b>3 868</b>	<b>100.0</b>	<b>788</b>
Less than 50 lb . . . . .	146 296	66.0	2 276	43.4	1 748	45.2	792
50 to 99 lb . . . . .	28 815	13.0	860	16.4	637	16.5	737
100 to 499 lb . . . . .	40 236	18.2	1 692	32.3	1 190	30.8	725
500 to 749 lb . . . . .	4 286	1.9	224	4.3	139	3.6	611
750 to 999 lb . . . . .	1 745	.8	180	3.4	S	S	790
1,000 to 9,999 lb . . . . .	167	—	13	.2	S	S	312
10,000 to 49,999 lb . . . . .	—	—	—	—	—	—	—
50,000 to 99,999 lb . . . . .	—	—	—	—	—	—	—
100,000 lb or more . . . . .	—	—	—	—	—	—	—
<b>Truck and rail</b> . . . . .	<b>3 319</b>	<b>100.0</b>	<b>S</b>	<b>S</b>	<b>2 760</b>	<b>100.0</b>	<b>1 642</b>
Less than 50 lb . . . . .	S	S	S	S	S	S	1 489
50 to 99 lb . . . . .	S	S	S	S	S	S	2 746
100 to 499 lb . . . . .	S	S	2	—	S	S	1 099
500 to 749 lb . . . . .	S	S	S	S	1	—	1 332
750 to 999 lb . . . . .	S	S	S	S	S	S	2 254
1,000 to 9,999 lb . . . . .	599	18.1	43	.9	55	2.0	1 594
10,000 to 49,999 lb . . . . .	2 364	71.2	1 126	23.1	2 189	79.3	1 908
50,000 to 99,999 lb . . . . .	70	2.1	S	S	111	4.0	S
100,000 lb or more . . . . .	228	6.9	S	S	401	14.5	1 142
<b>Truck and water</b> . . . . .	<b>661</b>	<b>100.0</b>	<b>S</b>	<b>S</b>	<b>S</b>	<b>S</b>	<b>1 803</b>
Less than 50 lb . . . . .	S	S	S	S	S	S	5 922
50 to 99 lb . . . . .	S	S	S	S	S	S	80
100 to 499 lb . . . . .	S	S	S	S	S	S	S
500 to 749 lb . . . . .	S	S	S	S	S	S	7 625
750 to 999 lb . . . . .	S	S	S	S	S	S	7 919
1,000 to 9,999 lb . . . . .	46	6.9	19	.8	S	S	3 251
10,000 to 49,999 lb . . . . .	258	39.0	372	15.0	505	14.9	S
50,000 to 99,999 lb . . . . .	125	18.8	87	3.5	S	S	894
100,000 lb or more . . . . .	S	S	S	S	S	S	1 134

See footnotes at end of table.

**Table 4. Shipment Characteristics by Mode of Transportation and Shipment Size for the Region: 1997—Con.**

[For explanation of terms and meaning of abbreviations and symbols, see introductory text. Detail may not add to total because of rounding]

Mode of transportation and shipment size	Value		Tons		Ton-miles		Average miles per shipment
	Number (million dollars)	Percent	Number (thousands)	Percent	Number (millions)	Percent	
<b>Multiple modes—Con.</b>							
<b>Rail and water</b> .....	<b>65</b>	<b>100.0</b>	<b>2 625</b>	<b>100.0</b>	<b>918</b>	<b>100.0</b>	<b>374</b>
Less than 50 lb .....	—	—	—	—	—	—	—
50 to 99 lb .....	—	—	—	—	—	—	—
100 to 499 lb .....	—	—	—	—	—	—	—
500 to 749 lb .....	—	—	—	—	—	—	—
750 to 999 lb .....	—	—	—	—	—	—	—
1,000 to 9,999 lb .....	—	—	—	—	—	—	—
10,000 to 49,999 lb .....	S	S	S	S	S	S	126
50,000 to 99,999 lb .....	—	—	—	—	—	—	—
100,000 lb or more .....	65	100.0	2 625	100.0	918	100.0	376
<b>Other multiple modes</b> .....	<b>375</b>	<b>100.0</b>	<b>1 338</b>	<b>100.0</b>	<b>S</b>	<b>S</b>	<b>S</b>
Less than 50 lb .....	S	S	S	S	S	S	S
50 to 99 lb .....	S	S	S	S	S	S	152
100 to 499 lb .....	S	S	S	S	S	S	S
500 to 749 lb .....	—	—	—	—	—	—	—
750 to 999 lb .....	—	—	—	—	—	—	—
1,000 to 9,999 lb .....	S	S	S	S	S	S	S
10,000 to 49,999 lb .....	S	S	S	S	S	S	498
50,000 to 99,999 lb .....	S	S	S	S	S	S	20
100,000 lb or more .....	S	S	S	S	S	S	387
<b>Other and unknown modes</b> .....	<b>40 985</b>	<b>100.0</b>	<b>36 751</b>	<b>100.0</b>	<b>7 883</b>	<b>100.0</b>	<b>132</b>
Less than 50 lb .....	8 716	21.3	189	.5	21	.3	123
50 to 99 lb .....	1 535	3.7	128	.3	9	.1	S
100 to 499 lb .....	4 235	10.3	461	1.3	47	.6	92
500 to 749 lb .....	1 359	3.3	176	.5	19	.2	110
750 to 999 lb .....	791	1.9	143	.4	17	.2	117
1,000 to 9,999 lb .....	13 340	32.5	3 614	9.8	1 282	16.3	361
10,000 to 49,999 lb .....	8 412	20.5	12 129	33.0	3 223	40.9	307
50,000 to 99,999 lb .....	1 111	2.7	4 348	11.8	1 464	18.6	347
100,000 lb or more .....	1 486	3.6	15 563	42.3	1 802	22.9	385

— Represents data cell equal to zero or less than 1 unit of measure.

D Denotes figures withheld to avoid disclosing data for individual companies.

S Data do not meet publication standards because of high sampling variability or other reasons. Some unpublished estimates can be derived from other data published in this table. However, figures obtained in this manner are subject to these same limitations.

<sup>1</sup>"Truck" as a single mode includes shipments which went by private truck only, for-hire truck only, or a combination of private truck and for-hire truck.

<sup>2</sup>CFS data for pipeline exclude most shipments of crude oil. See "Mileage Calculations" section for details of CFS coverage.



**Table 5. Shipment Characteristics by Two-Digit Commodity for the Region: 1997**

[For explanation of terms and meaning of abbreviations and symbols, see introductory text. Detail may not add to total because of rounding]

SCTG code	Commodity description	Value		Tons		Ton-miles		Average miles per shipment
		Number (million dollars)	Percent	Number (thousands)	Percent	Number (millions)	Percent	
	<b>All commodities .....</b>	<b>1 181 747</b>	<b>100.0</b>	<b>1 309 423</b>	<b>100.0</b>	<b>195 036</b>	<b>100.0</b>	<b>469</b>
01	Live animals and live fish .....	202	—	165	—	79	—	S
02	Cereal grains .....	723	—	2 273	.2	274	.1	S
03	Other agricultural products .....	9 958	.8	14 124	1.1	1 717	.9	131
04	Animal feed and products of animal origin, n.e.c. ....	4 538	.4	12 226	.9	1 464	.8	170
05	Meat, fish, seafood, and their preparations .....	20 641	1.7	7 222	.6	2 227	1.1	110
06	Milled grain products and preparations, and bakery products .....	19 823	1.7	13 987	1.1	4 399	2.3	69
07	Other prepared foodstuffs and fats and oils .....	66 507	5.6	61 834	4.7	12 988	6.7	104
08	Alcoholic beverages .....	15 219	1.3	14 409	1.1	3 574	1.8	38
09	Tobacco products .....	7 509	.6	399	—	54	—	90
10	Monumental or building stone .....	766	—	4 183	.3	438	.2	93
11	Natural sands .....	966	—	64 111	4.9	2 776	1.4	56
12	Gravel and crushed stone .....	1 957	.2	266 702	20.4	7 391	3.8	28
13	Nonmetallic minerals n.e.c. ....	1 408	.1	43 016	3.3	3 153	1.6	106
14	Metallic ores and concentrates .....	984	—	2 150	.2	S	S	422
15	Coal .....	3 241	.3	111 118	8.5	21 262	10.9	52
17	Gasoline and aviation turbine fuel .....	21 424	1.8	82 472	6.3	S	S	32
18	Fuel oils .....	13 200	1.1	68 533	5.2	3 279	1.7	24
19	Coal and petroleum products, n.e.c. ....	9 015	.8	94 605	7.2	3 824	2.0	60
20	Basic chemicals .....	18 978	1.6	17 568	1.3	6 345	3.3	334
21	Pharmaceutical products .....	70 647	6.0	1 966	.2	828	.4	658
22	Fertilizers .....	976	—	3 646	.3	456	.2	139
23	Chemical products and preparations, n.e.c. ....	45 205	3.8	9 790	.7	4 951	2.5	411
24	Plastics and rubber .....	50 718	4.3	31 279	2.4	11 725	6.0	401
25	Logs and other wood in the rough .....	1 082	—	22 862	1.7	S	S	104
26	Wood products .....	13 545	1.1	29 227	2.2	5 141	2.6	288
27	Pulp, newsprint, paper, and paperboard .....	21 621	1.8	21 662	1.7	11 462	5.9	121
28	Paper or paperboard articles .....	20 358	1.7	11 927	.9	3 177	1.6	304
29	Printed products .....	95 381	8.1	18 067	1.4	5 381	2.8	361
30	Textiles, leather, and articles of textiles or leather .....	67 955	5.8	4 788	.4	3 010	1.5	797
31	Nonmetallic mineral products .....	19 698	1.7	114 276	8.7	10 139	5.2	760
32	Base metal in primary or semifinished forms and in finished basic shapes .....	54 020	4.6	40 772	3.1	18 656	9.6	297
33	Articles of base metal .....	36 599	3.1	15 208	1.2	5 867	3.0	399
34	Machinery .....	63 823	5.4	5 365	.4	2 315	1.2	314
35	Electronic and other electrical equipment and components and office equipment .....	156 283	13.2	5 316	.4	3 552	1.8	656
36	Motorized and other vehicles (including parts) .....	48 300	4.1	6 999	.5	2 596	1.3	189
37	Transportation equipment, n.e.c. ....	14 533	1.2	1 016	—	956	.5	820
38	Precision instruments and apparatus .....	39 348	3.3	578	—	440	.2	772
39	Furniture, mattresses and mattress supports, lamps, lighting fittings, and illuminated signs .....	12 310	1.0	1 983	.2	871	.4	446
40	Miscellaneous manufactured products .....	90 809	7.7	S	S	6 506	3.3	830
41	Waste and scrap .....	6 651	.6	28 621	2.2	7 715	4.0	154
43	Mixed freight .....	28 792	2.4	13 586	1.0	1 767	.9	151
--	Commodity unknown .....	6 033	.5	2 649	.2	1 182	.6	720

— Represents data cell equal to zero or less than 1 unit of measure.

D Denotes figures withheld to avoid disclosing data for individual companies.

S Data do not meet publication standards because of high sampling variability or other reasons. Some unpublished estimates can be derived from other data published in this table. However, figures obtained in this manner are subject to these same limitations.

Note: Data exclude shipments of SCTG 16, Crude Petroleum. See the section "Industry Coverage" for additional information.

**Table 6. Shipment Characteristics by Three-Digit Commodity for the Region: 1997**

[For explanation of terms and meaning of abbreviations and symbols, see introductory text. Detail may not add to total because of rounding]

SCTG code	Commodity description	Value		Tons		Ton-miles		Average miles per shipment
		Number (million dollars)	Percent	Number (thousands)	Percent	Number (millions)	Percent	
	<b>All commodities</b> .....	<b>1 181 747</b>	<b>100.0</b>	<b>1 309 423</b>	<b>100.0</b>	<b>195 036</b>	<b>100.0</b>	<b>469</b>
010	Live animals and live fish .....	202	—	165	—	79	—	S
021	Wheat .....	103	—	688	—	27	—	32
022	Corn, except sweet .....	167	—	1 351	.1	70	—	S
029	Other cereal grains .....	453	—	233	—	S	S	S
031	Fresh or chilled potatoes (Irish potatoes), except sweet .....	1 156	.1	3 383	.3	485	.2	61
032	Fresh or chilled edible vegetables, except potatoes (Irish potatoes), and dried vegetables .....	3 494	.3	2 901	.2	194	.1	43
033	Fresh, chilled, or dried edible fruit and nuts .....	S	S	S	S	450	.2	S
034	Soya beans .....	134	—	539	—	50	—	S
035	Oil seeds and nuts, except olives and soya beans .....	25	—	26	—	S	—	71
036	Bulbs, live plants, and seeds for sowing, n.e.c. ....	457	—	281	—	S	S	675
039	Fresh-cut flowers, plants, and parts of plants, and other agricultural products, except forage products and cereal straw or husks .....	1 181	.1	2 140	.2	360	.2	S
041	Cereal straw or husks, forage products, residues and waste from the food industries used in animal feeding, and eggs and other products of animal origin, n.e.c. ....	1 147	.1	1 495	.1	425	.2	398
042	Animal feed preparations .....	3 391	.3	10 731	.8	1 039	.5	S
051	Meat including poultry, except preparations .....	15 642	1.3	6 035	.5	1 641	.8	S
052	Fish, except live, and seafood, except preparations .....	4 788	.4	1 141	—	539	.3	114
053	Preparations, extracts, and juices of meat, fish, or seafood .....	S	S	S	S	S	S	125
061	Wheat flour, groats, and meal .....	1 095	—	3 193	.2	470	.2	122
062	Malt, starches, inulin, wheat gluten, and milled or otherwise worked grains, except wheat flour, groats, and meal .....	735	—	966	—	S	S	S
063	Food preparations of cereals, flour, starch, or milk .....	5 793	.5	3 282	.3	1 415	.7	167
064	Bakery products .....	12 200	1.0	6 546	.5	2 008	1.0	47
071	Dairy products, except chocolate milk, eggnog, and food preparations of milk .....	15 905	1.3	14 249	1.1	2 774	1.4	46
072	Processed or prepared vegetables, fruit, or nuts, except dried or milled, and juices .....	15 297	1.3	14 067	1.1	4 206	2.2	S
073	Coffee, tea, and spices, except unprocessed coffee and unfermented tea .....	2 460	.2	549	—	164	—	114
074	Animal or vegetable fats and oils and their cleavage products, prepared edible fats, animal or vegetable waxes, and flours and meals .....	1 802	.2	1 744	.1	483	.2	108
075	Cane, beet, and other sugars in solid form, sugar syrups not containing added flavoring or coloring matter, and molasses .....	1 116	—	1 762	.1	295	.2	218
076	Confectionery, cocoa, and cocoa preparations .....	11 205	.9	2 628	.2	1 248	.6	331
077	Edible preparations, n.e.c. and vinegar .....	8 200	.7	4 334	.3	2 024	1.0	442
078	Nonalcoholic beverages, n.e.c. and ice .....	10 520	.9	22 500	1.7	1 795	.9	45
081	Malt Beer .....	11 339	1.0	13 204	1.0	3 172	1.6	36
082	Wine and other fermented beverages .....	2 216	.2	810	—	194	.1	45
083	Spirituos beverages and ethyl alcohol .....	1 663	.1	396	—	S	S	34
090	Tobacco products .....	7 509	.6	399	—	54	—	90
100	Monumental or building stone, except dolomite .....	766	—	4 183	.3	438	.2	93
110	Natural sands, except metal-bearing .....	966	—	64 111	4.9	2 776	1.4	56
120	Gravel and crushed stone, except dolomite and slate .....	1 957	.2	266 702	20.4	7 391	3.8	28
131	Salt .....	341	—	8 914	.7	1 387	.7	96
132	Natural calcium phosphates, natural aluminum-calcium phosphates, and phosphatic chalk .....	S	S	S	S	S	S	436
133	Dolomite .....	166	—	28 022	2.1	904	.5	S
139	Other nonmetallic minerals .....	861	—	5 785	.4	777	.4	191
141	Iron ores and concentrates .....	S	S	S	S	S	S	129
149	Other metallic ores and concentrates .....	923	—	1 825	.1	S	S	452
151	Nonagglomerated bituminous coal .....	2 528	.2	103 359	7.9	20 608	10.6	53
159	Other coal .....	S	S	7 759	.6	654	.3	49
171	Gasoline .....	20 352	1.7	76 911	5.9	S	S	32
172	Aviation turbine fuel (types A and B) .....	1 072	—	S	S	42	—	31
180	Fuel oils .....	13 200	1.1	68 533	5.2	3 279	1.7	24
191	Lubricating oils and greases .....	1 622	.1	1 690	.1	S	S	S
192	Refined petroleum oils and oils obtained from bituminous minerals, n.e.c. ....	1 567	.1	6 555	.5	380	.2	30
193	Gaseous hydrocarbons .....	1 421	.1	5 805	.4	307	.2	S
199	Other products of petroleum refining, and coal products .....	4 405	.4	80 555	6.2	2 529	1.3	24
201	Sodium hydroxide (caustic soda) and potassium hydroxide (caustic potash) .....	515	—	2 342	.2	460	.2	179
202	Inorganic chemicals, n.e.c. ....	6 922	.6	10 613	.8	3 837	2.0	208
203	Cyclic hydrocarbons .....	S	S	S	S	31	—	S
204	Phenols, phenol-alcohols, aldehydes, cyclic polymers of aldehydes, paraformaldehyde, ketones, quinones, organic acids, and acyclic alcohols .....	S	S	S	S	S	S	423
205	Organic chemicals, n.e.c. ....	8 661	.7	2 483	.2	1 423	.7	450
210	Pharmaceutical products .....	70 647	6.0	1 966	.2	828	.4	658
220	Fertilizers and fertilizer materials .....	976	—	3 646	.3	456	.2	139
231	Paints and varnishes, tanning or dyeing extracts, tannins and their derivatives, dyes, putty and other mastics, inks, and coloring matter, except pigments and synthetic organic dyes, lakes, and toners .....	5 726	.5	1 544	.1	609	.3	189
232	Essential oils and resinoids, and perfumery, cosmetic, or toilet preparations .....	12 066	1.0	1 752	.1	1 054	.5	597
233	Soap, organic surface-active agents, cleaning preparations, polishes and creams, and scouring preparations .....	3 243	.3	2 321	.2	1 145	.6	378
234	Photographic film, plates, paper, paperboard, or textiles, and chemical preparations for photographic use .....	17 845	1.5	896	—	531	.3	612
235	Insecticides, rodenticides, fungicides, herbicides, antisprouting products, plant-growth regulators, disinfectants, and similar products, in packages for retail sale or as preparations or articles .....	899	—	284	—	91	—	105
239	Other chemical products and preparations .....	5 425	.5	2 993	.2	1 522	.8	269
241	Plastics in primary forms, rubber in primary forms or sheets, and unvulcanized compounded rubber .....	9 811	.8	6 244	.5	4 518	2.3	481
242	Manmade fibers and plastics basic shapes and articles .....	34 172	2.9	9 451	.7	4 676	2.4	456

See footnotes at end of table.

**Table 6. Shipment Characteristics by Three-Digit Commodity for the Region: 1997—Con.**

[For explanation of terms and meaning of abbreviations and symbols, see introductory text. Detail may not add to total because of rounding]

SCTG code	Commodity description	Value		Tons		Ton-miles		Average miles per shipment
		Number (million dollars)	Percent	Number (thousands)	Percent	Number (millions)	Percent	
	<b>All commodities—Con.</b>							
243	Rubber articles .....	6 735	.6	15 584	1.2	2 531	1.3	206
250	Logs and other wood in the rough .....	1 082	—	22 862	1.7	S	S	104
261	Wood chips or particles .....	231	—	12 209	.9	S	S	67
262	Lumber, wood continuously shaped along any of its edges or faces, and shingles and shakes .....	5 714	.5	9 200	.7	2 695	1.4	246
263	Veneer sheets and sheets for plywood, particle board, fiberboard, plywood, veneered panels, and similar boards of ligneous material or laminated wood .....	1 852	.2	2 417	.2	829	.4	163
264	Builders' joinery and carpentry of wood, except shingles and shakes ....	3 641	.3	949	—	125	—	108
269	Other wood products .....	2 107	.2	4 451	.3	714	.4	566
271	Pulp of fibrous cellulosic materials .....	494	—	1 358	.1	S	S	S
272	Newsprint in large rolls or sheets .....	308	—	602	—	208	.1	200
273	Uncoated paper and paperboard in large rolls or sheets .....	10 772	.9	11 329	.9	4 901	2.5	73
274	Coated, impregnated, treated, or worked paper and paperboard, in large rolls or sheets .....	10 047	.9	8 373	.6	5 267	2.7	268
280	Paper or paperboard articles .....	20 358	1.7	11 927	.9	3 177	1.6	304
291	Printed books, brochures, leaflets, and similar printed products .....	64 314	5.4	5 151	.4	2 666	1.4	802
292	Newspapers, journals, and periodicals .....	14 694	1.2	8 536	.7	511	.3	99
293	Advertising material, commercial or trade catalogues, and similar printed products .....	7 154	.6	2 401	.2	930	.5	753
299	Other printed products .....	9 219	.8	1 979	.2	S	S	516
301	Textile fibers, yarns, and broadwoven or knitted fabrics, except coated or treated .....	7 665	.6	901	—	481	.2	426
302	Textile clothing and accessories, and headgear, except safety .....	35 189	3.0	1 500	.1	966	.5	794
303	Textiles and textile articles, n.e.c. ....	17 019	1.4	2 045	.2	1 251	.6	857
304	Footwear .....	3 811	.3	161	—	166	—	1 239
305	Leather and articles, luggage of related materials, and dressed furskins and articles .....	4 272	.4	182	—	145	—	994
311	Hydraulic cements .....	721	—	11 491	.9	795	.4	57
312	Ceramic products .....	4 497	.4	2 925	.2	1 283	.7	901
313	Glass and glass products .....	7 867	.7	7 036	.5	3 308	1.7	1 179
319	Other nonmetallic mineral products .....	6 613	.6	92 823	7.1	4 752	2.4	71
321	Iron and steel in primary forms, in semifinished forms, or in powders or granules, and ferroalloys .....	7 094	.6	4 598	.4	1 408	.7	219
322	Flat-rolled products of iron or steel .....	13 125	1.1	19 842	1.5	8 767	4.5	210
323	Bars, rods, angles, shapes, sections, and wire, of iron or steel .....	8 367	.7	8 359	.6	3 471	1.8	291
324	Nonferrous metal, except precious, in unwrought forms, in finished basic shapes, or in powders or granules .....	25 435	2.2	7 973	.6	5 009	2.6	367
331	Pipes, tubes, and fittings .....	7 984	.7	5 205	.4	1 832	.9	169
332	Structures and parts, except prefabricated buildings .....	6 002	.5	3 120	.2	791	.4	184
333	Handtools, cutlery, except of precious metals, interchangeable tools for hand- or machine-tools, hardware, and industrial fasteners .....	13 409	1.1	2 018	.2	1 103	.6	349
339	Other articles of metal .....	9 204	.8	4 865	.4	2 140	1.1	862
341	Internal-combustion piston engines .....	8 928	.8	1 231	—	366	.2	143
342	Turbines, boilers, nuclear reactors, and nonelectric engines and motors, except internal-combustion piston engines .....	9 940	.8	468	—	189	.1	453
343	Pumps, compressors, and fans, and ventilating or recycling hoods incorporating a fan .....	6 784	.6	504	—	341	.2	403
344	Air-conditioning, refrigerating, or freezing equipment .....	2 951	.2	386	—	122	—	228
345	Materials-handling, excavating, boring, and related machinery and equipment .....	5 207	.4	923	—	293	.2	200
349	Other machinery .....	30 014	2.5	1 853	.1	1 003	.5	338
351	Electric motors, generators, generating sets, rotary converters, transformers, static converters, and inductors .....	4 839	.4	264	—	199	.1	515
352	Electric cooking appliances and other electrothermic or electromechanical domestic appliances .....	1 941	.2	181	—	94	—	610
353	Line telephone or telegraph apparatus .....	11 523	1.0	107	—	82	—	785
354	Electronic entertainment products, except parts .....	11 021	.9	626	—	463	.2	1 140
355	Computer and office equipment .....	43 090	3.6	772	—	519	.3	694
356	Prepared unrecorded or prerecorded media .....	8 066	.7	270	—	155	—	1 346
357	Transmission apparatus for radio or television broadcasting, radio transmission and reception apparatus, radar apparatus, radio navigational-aid apparatus, and radio remote-control apparatus, except radio broadcast receivers and parts .....	6 649	.6	49	—	45	—	764
358	Electronic components and parts .....	32 230	2.7	578	—	443	.2	689
359	Other electronic and electrical equipment .....	36 924	3.1	2 469	.2	1 555	.8	380
361	Motor vehicles for the transport of less than 10 people, except motorcycles, armored fighting vehicles, snowmobiles, golf carts and similar vehicles, and parts .....	5 152	.4	659	—	268	.1	77
362	Motor vehicles for the transport of goods and road tractors for semitrailers, except parts .....	3 955	.3	669	—	S	S	153
363	Other vehicles .....	5 699	.5	900	—	374	.2	464
364	Parts and accessories for motor vehicles, except motorcycles and armored fighting vehicles .....	33 493	2.8	4 771	.4	1 799	.9	179
371	Locomotives and rolling stock, railway track fixtures and fittings, mechanical or electromechanical traffic-signalling equipment, and intermodal containers .....	2 257	.2	913	—	890	.5	792
372	Aircraft and spacecraft .....	8 811	.7	38	—	34	—	840
373	Ships, boats, and floating structures .....	3 465	.3	64	—	32	—	484
381	Optical elements, instruments, and apparatus, except photographic and photocopying equipment and optical instruments and apparatus for measuring or checking .....	5 035	.4	44	—	41	—	843
382	Photographic and photocopying machines .....	5 061	.4	103	—	92	—	776
383	Surveying, hydrographic, oceanographic, hydrological, geophysical, drawing, or length-measuring instruments and appliances, and navigational and meteorological instruments and appliances, except radar and other radio-type apparatus .....	1 130	.1	55	—	44	—	944
384	Instruments, apparatus, and appliances for medical, surgical, dental, or veterinary sciences, or for similar purposes .....	16 803	1.4	250	—	149	—	679
385	Meters and other instruments and apparatus for measuring, checking, testing, or controlling .....	11 318	1.0	126	—	114	—	790

See footnotes at end of table.

**Table 6. Shipment Characteristics by Three-Digit Commodity for the Region: 1997—Con.**

[For explanation of terms and meaning of abbreviations and symbols, see introductory text. Detail may not add to total because of rounding]

SCTG code	Commodity description	Value		Tons		Ton-miles		Average miles per shipment
		Number (million dollars)	Percent	Number (thousands)	Percent	Number (millions)	Percent	
	<b>All commodities—Con.</b>							
390	Furniture, mattresses and mattress supports, lamps, lighting fittings, and illuminated signs .....	12 310	1.0	1 983	.2	871	.4	446
401	Arms and ammunition .....	1 449	.1	62	—	35	—	969
402	Toys, games, and sporting equipment .....	8 367	.7	687	—	597	.3	796
409	Miscellaneous manufactured products .....	80 993	6.9	S	S	5 874	3.0	833
411	Metallic waste and scrap .....	5 883	.5	20 403	1.6	5 966	3.1	123
412	Nonmetallic waste and scrap, except from food processing .....	768	—	8 218	.6	1 749	.9	217
439	Mixed freight .....	28 792	2.4	13 586	1.0	1 767	.9	151
—	Commodity unknown .....	6 033	.5	2 649	.2	1 182	.6	720

— Represents data cell equal to zero or less than 1 unit of measure.

D Denotes figures withheld to avoid disclosing data for individual companies.

S Data do not meet publication standards because of high sampling variability or other reasons. Some unpublished estimates can be derived from other data published in this table. However, figures obtained in this manner are subject to these same limitations.

Note: Data exclude shipments of SCTG 160, Crude Petroleum. See the section "Industry Coverage" for additional information.

**Table 7. Shipment Characteristics by Two-Digit Commodity and Mode of Transportation for the Region: 1997**

[For explanation of terms and meaning of abbreviations and symbols, see introductory text. Detail may not add to total because of rounding]

SCTG code, description, and mode of transportation	Value		Tons		Ton-miles		Average miles per shipment
	Number (million dollars)	Percent	Number (thousands)	Percent	Number (millions)	Percent	
ALL COMMODITIES							
Total .....	1 181 747	100.0	1 309 423	100.0	195 036	100.0	469
Single modes .....	914 796	77.4	1 256 093	95.9	175 724	90.1	160
Truck <sup>1</sup> .....	839 166	71.0	1 115 442	85.2	128 348	65.8	129
For-hire truck .....	493 860	41.8	475 150	36.3	91 497	46.9	482
Private truck .....	336 690	28.5	609 362	46.5	34 127	17.5	47
Rail .....	18 314	1.5	67 780	5.2	34 886	17.9	537
Water .....	5 740	.5	30 752	2.3	4 618	2.4	S
Shallow draft .....	2 256	.2	26 551	2.0	3 719	1.9	S
Great Lakes .....	S	S	S	S	S	S	10
Deep draft .....	3 460	.3	4 139	.3	899	.5	S
Air (includes truck and air) .....	43 489	3.7	827	—	1 155	.6	1 347
Pipeline <sup>2</sup> .....	8 087	.7	41 291	3.2	S	S	S
Multiple modes .....	225 966	19.1	16 579	1.3	11 429	5.9	789
Parcel, U.S. Postal Service or courier .....	221 545	18.7	5 244	.4	3 868	2.0	788
Truck and rail .....	3 319	.3	S	S	2 760	1.4	1 642
Truck and water .....	661	—	S	S	S	S	1 803
Rail and water .....	65	—	2 625	.2	918	.5	374
Other multiple modes .....	375	—	1 338	.1	S	S	S
Other and unknown modes .....	40 985	3.5	36 751	2.8	7 883	4.0	132
SCTG 01, LIVE ANIMALS AND LIVE FISH							
Total .....	202	100.0	165	100.0	79	100.0	S
Single modes .....	197	97.3	160	97.1	76	96.2	S
Truck <sup>1</sup> .....	189	93.5	154	93.6	68	85.8	S
For-hire truck .....	75	36.9	85	51.3	58	73.6	497
Private truck .....	115	56.7	70	42.3	10	12.3	S
Rail .....	—	—	—	—	—	—	—
Water .....	—	—	—	—	—	—	—
Shallow draft .....	—	—	—	—	—	—	—
Great Lakes .....	—	—	—	—	—	—	—
Deep draft .....	—	—	—	—	—	—	—
Air (includes truck and air) .....	S	S	S	S	S	S	1 610
Pipeline <sup>2</sup> .....	—	—	—	—	S	S	S
Multiple modes .....	S	S	S	S	S	S	S
Parcel, U.S. Postal Service or courier .....	S	S	S	S	S	S	S
Truck and rail .....	—	—	—	—	—	—	—
Truck and water .....	—	—	—	—	—	—	—
Rail and water .....	—	—	—	—	—	—	—
Other multiple modes .....	—	—	—	—	—	—	—
Other and unknown modes .....	S	S	S	S	S	S	668
SCTG 02, CEREAL GRAINS							
Total .....	723	100.0	2 273	100.0	274	100.0	S
Single modes .....	625	86.4	2 135	93.9	199	72.8	S
Truck <sup>1</sup> .....	504	69.7	1 901	83.6	133	48.5	S
For-hire truck .....	331	45.7	803	35.3	97	35.5	148
Private truck .....	172	23.8	1 088	47.9	35	12.9	S
Rail .....	121	16.7	234	10.3	66	24.2	473
Water .....	—	—	—	—	—	—	—
Shallow draft .....	—	—	—	—	—	—	—
Great Lakes .....	—	—	—	—	—	—	—
Deep draft .....	—	—	—	—	—	—	—
Air (includes truck and air) .....	—	—	—	—	—	—	—
Pipeline <sup>2</sup> .....	—	—	—	—	S	S	S
Multiple modes .....	S	S	S	S	S	S	494
Parcel, U.S. Postal Service or courier .....	S	S	S	S	S	S	S
Truck and rail .....	S	S	S	S	S	S	1 646
Truck and water .....	—	—	—	—	—	—	—
Rail and water .....	—	—	—	—	—	—	—
Other multiple modes .....	—	—	—	—	—	—	—
Other and unknown modes .....	S	S	S	S	S	S	38

See footnotes at end of table.

**Table 7. Shipment Characteristics by Two-Digit Commodity and Mode of Transportation for the Region: 1997—Con.**

[For explanation of terms and meaning of abbreviations and symbols, see introductory text. Detail may not add to total because of rounding]

SCTG code, description, and mode of transportation	Value		Tons		Ton-miles		Average miles per shipment
	Number (million dollars)	Percent	Number (thousands)	Percent	Number (millions)	Percent	
SCTG 03, OTHER AGRICULTURAL PRODUCTS							
Total .....	9 958	100.0	14 124	100.0	1 717	100.0	131
Single modes .....	9 473	95.1	13 527	95.8	1 680	97.9	45
Truck <sup>1</sup> .....	9 454	94.9	13 526	95.8	1 678	97.8	44
For-hire truck .....	2 905	29.2	6 189	43.8	1 265	73.7	178
Private truck .....	6 520	65.5	7 309	51.7	407	23.7	31
Rail .....	—	—	—	—	—	—	—
Water .....	—	—	—	—	—	—	—
Shallow draft .....	—	—	—	—	—	—	—
Great Lakes .....	—	—	—	—	—	—	—
Deep draft .....	—	—	—	—	—	—	—
Air (includes truck and air) .....	S	S	S	S	S	S	1 320
Pipeline <sup>2</sup> .....	—	—	—	—	S	S	S
Multiple modes .....	139	1.4	14	.1	S	S	942
Parcel, U.S. Postal Service or courier .....	138	1.4	13	—	S	S	946
Truck and rail .....	S	S	S	S	S	S	20
Truck and water .....	—	—	—	—	—	—	—
Rail and water .....	—	—	—	—	—	—	—
Other multiple modes .....	—	—	—	—	—	—	—
Other and unknown modes .....	S	S	S	S	S	S	30
SCTG 04, ANIMAL FEED AND PRODUCTS OF ANIMAL ORIGIN, N.E.C.							
Total .....	4 538	100.0	12 226	100.0	1 464	100.0	170
Single modes .....	3 929	86.6	11 517	94.2	1 181	80.7	S
Truck <sup>1</sup> .....	3 869	85.3	11 352	92.8	1 080	73.8	S
For-hire truck .....	976	21.5	1 928	15.8	531	36.3	229
Private truck .....	2 573	56.7	9 332	76.3	532	36.4	41
Rail .....	S	S	108	.9	S	S	1 218
Water .....	—	—	—	—	—	—	—
Shallow draft .....	—	—	—	—	—	—	—
Great Lakes .....	—	—	—	—	—	—	—
Deep draft .....	—	—	—	—	—	—	—
Air (includes truck and air) .....	S	S	S	S	S	S	2 601
Pipeline <sup>2</sup> .....	S	S	S	S	S	S	S
Multiple modes .....	335	7.4	167	1.4	272	18.6	744
Parcel, U.S. Postal Service or courier .....	67	1.5	5	—	4	.3	738
Truck and rail .....	182	4.0	128	1.0	258	17.6	1 594
Truck and water .....	86	1.9	34	.3	10	.7	280
Rail and water .....	—	—	—	—	—	—	—
Other multiple modes .....	—	—	—	—	—	—	—
Other and unknown modes .....	S	S	S	S	S	S	S
SCTG 05, MEAT, FISH, SEAFOOD, AND THEIR PREPARATIONS							
Total .....	20 641	100.0	7 222	100.0	2 227	100.0	110
Single modes .....	20 016	97.0	7 042	97.5	2 169	97.4	82
Truck <sup>1</sup> .....	19 944	96.6	7 031	97.4	2 158	96.9	78
For-hire truck .....	5 634	27.3	1 903	26.4	1 533	68.8	489
Private truck .....	13 823	67.0	4 987	69.1	608	27.3	44
Rail .....	S	S	S	S	S	S	3 307
Water .....	S	S	S	S	S	S	37
Shallow draft .....	S	S	S	S	S	S	1
Great Lakes .....	—	—	—	—	—	—	—
Deep draft .....	S	S	S	S	S	S	54
Air (includes truck and air) .....	S	S	S	S	8	.4	1 310
Pipeline <sup>2</sup> .....	—	—	—	—	S	S	S
Multiple modes .....	71	.3	13	.2	28	1.3	1 137
Parcel, U.S. Postal Service or courier .....	S	S	S	S	S	S	1 135
Truck and rail .....	S	S	8	.1	25	1.1	3 286
Truck and water .....	S	S	S	S	S	S	282
Rail and water .....	—	—	—	—	—	—	—
Other multiple modes .....	—	—	—	—	—	—	—
Other and unknown modes .....	554	2.7	168	2.3	29	1.3	S

See footnotes at end of table.



**Table 7. Shipment Characteristics by Two-Digit Commodity and Mode of Transportation for the Region: 1997—Con.**

[For explanation of terms and meaning of abbreviations and symbols, see introductory text. Detail may not add to total because of rounding]

SCTG code, description, and mode of transportation	Value		Tons		Ton-miles		Average miles per shipment
	Number (million dollars)	Percent	Number (thousands)	Percent	Number (millions)	Percent	
SCTG 06, MILLED GRAIN PRODUCTS AND PREPARATIONS, AND BAKERY PRODUCTS							
Total .....	19 823	100.0	13 987	100.0	4 399	100.0	69
Single modes .....	19 343	97.6	13 618	97.4	4 167	94.7	45
Truck <sup>1</sup> .....	19 048	96.1	13 276	94.9	3 798	86.3	44
For-hire truck .....	6 621	33.4	5 073	36.3	2 743	62.3	375
Private truck .....	11 927	60.2	7 829	56.0	864	19.6	34
Rail .....	293	1.5	342	2.4	369	8.4	1 487
Water .....	—	—	—	—	—	—	—
Shallow draft .....	—	—	—	—	—	—	—
Great Lakes .....	—	—	—	—	—	—	—
Deep draft .....	—	—	—	—	—	—	—
Air (includes truck and air) .....	S	S	S	S	S	S	717
Pipeline <sup>2</sup> .....	—	—	—	—	S	S	S
Multiple modes .....	318	1.6	122	.9	216	4.9	S
Parcel, U.S. Postal Service or courier .....	S	S	20	.1	8	.2	S
Truck and rail .....	170	.9	100	.7	185	4.2	1 913
Truck and water .....	S	S	S	S	S	S	7 892
Rail and water .....	—	—	—	—	—	—	—
Other multiple modes .....	S	S	S	S	S	S	156
Other and unknown modes .....	161	.8	247	1.8	17	.4	S
SCTG 07, OTHER PREPARED FOODSTUFFS AND FATS AND OILS							
Total .....	66 507	100.0	61 834	100.0	12 988	100.0	104
Single modes .....	64 419	96.9	60 503	97.8	12 345	95.1	71
Truck <sup>1</sup> .....	64 114	96.4	60 259	97.5	12 019	92.5	70
For-hire truck .....	27 372	41.2	18 009	29.1	8 052	62.0	410
Private truck .....	35 631	53.6	40 892	66.1	3 715	28.6	42
Rail .....	273	.4	238	.4	310	2.4	1 385
Water .....	S	S	S	S	S	S	297
Shallow draft .....	—	—	—	—	—	—	—
Great Lakes .....	—	—	—	—	—	—	—
Deep draft .....	S	S	S	S	S	S	297
Air (includes truck and air) .....	30	—	S	S	S	S	1 877
Pipeline <sup>2</sup> .....	—	—	—	—	S	S	S
Multiple modes .....	S	S	211	.3	369	2.8	728
Parcel, U.S. Postal Service or courier .....	S	S	67	.1	S	S	722
Truck and rail .....	128	.2	143	.2	315	2.4	2 289
Truck and water .....	S	S	S	S	S	S	8 191
Rail and water .....	—	—	—	—	—	—	—
Other multiple modes .....	—	—	—	—	—	—	—
Other and unknown modes .....	1 219	1.8	1 121	1.8	273	2.1	100
SCTG 08, ALCOHOLIC BEVERAGES							
Total .....	15 219	100.0	14 409	100.0	3 574	100.0	38
Single modes .....	14 956	98.3	14 113	97.9	3 237	90.6	37
Truck <sup>1</sup> .....	14 743	96.9	13 875	96.3	3 093	86.5	37
For-hire truck .....	4 416	29.0	5 332	37.0	2 460	68.8	217
Private truck .....	10 320	67.8	8 539	59.3	633	17.7	29
Rail .....	213	1.4	238	1.7	142	4.0	636
Water .....	S	S	S	S	S	S	7 798
Shallow draft .....	—	—	—	—	—	—	—
Great Lakes .....	—	—	—	—	—	—	—
Deep draft .....	S	S	S	S	S	S	7 798
Air (includes truck and air) .....	—	—	—	—	—	—	—
Pipeline <sup>2</sup> .....	—	—	—	—	S	S	S
Multiple modes .....	139	.9	S	S	S	S	S
Parcel, U.S. Postal Service or courier .....	S	S	S	S	S	S	99
Truck and rail .....	S	S	S	S	S	S	1 231
Truck and water .....	S	S	S	S	S	S	271
Rail and water .....	—	—	—	—	—	—	—
Other multiple modes .....	S	S	S	S	S	S	1 778
Other and unknown modes .....	124	.8	97	.7	S	S	S

See footnotes at end of table.

**Table 7. Shipment Characteristics by Two-Digit Commodity and Mode of Transportation for the Region: 1997—Con.**

[For explanation of terms and meaning of abbreviations and symbols, see introductory text. Detail may not add to total because of rounding]

SCTG code, description, and mode of transportation	Value		Tons		Ton-miles		Average miles per shipment
	Number (million dollars)	Percent	Number (thousands)	Percent	Number (millions)	Percent	
SCTG 09, TOBACCO PRODUCTS							
Total .....	7 509	100.0	399	100.0	54	100.0	90
Single modes .....	7 082	94.3	385	96.6	48	89.5	47
Truck <sup>1</sup> .....	7 081	94.3	385	96.6	48	88.9	45
For-hire truck .....	357	4.8	29	7.4	27	49.5	901
Private truck .....	6 724	89.5	356	89.2	21	39.4	30
Rail .....	—	—	—	—	—	—	—
Water .....	—	—	—	—	—	—	—
Shallow draft .....	—	—	—	—	—	—	—
Great Lakes .....	—	—	—	—	—	—	—
Deep draft .....	—	—	—	—	—	—	—
Air (includes truck and air) .....	S	S	S	S	S	S	4 712
Pipeline <sup>2</sup> .....	—	—	—	—	S	S	S
Multiple modes .....	298	4.0	6	1.5	5	9.5	898
Parcel, U.S. Postal Service or courier .....	298	4.0	6	1.5	5	9.5	898
Truck and rail .....	—	—	—	—	—	—	—
Truck and water .....	—	—	—	—	—	—	—
Rail and water .....	—	—	—	—	—	—	—
Other multiple modes .....	—	—	—	—	—	—	—
Other and unknown modes .....	129	1.7	8	1.9	S	S	S
SCTG 10, MONUMENTAL OR BUILDING STONE							
Total .....	766	100.0	4 183	100.0	438	100.0	93
Single modes .....	738	96.4	4 104	98.1	332	75.8	90
Truck <sup>1</sup> .....	738	96.4	4 104	98.1	332	75.8	90
For-hire truck .....	S	S	2 755	65.9	220	50.3	121
Private truck .....	294	38.3	1 331	31.8	109	24.9	S
Rail .....	—	—	—	—	—	—	—
Water .....	—	—	—	—	—	—	—
Shallow draft .....	—	—	—	—	—	—	—
Great Lakes .....	—	—	—	—	—	—	—
Deep draft .....	—	—	—	—	—	—	—
Air (includes truck and air) .....	S	S	S	S	S	S	1 012
Pipeline <sup>2</sup> .....	—	—	—	—	S	S	S
Multiple modes .....	S	S	S	S	S	S	2 125
Parcel, U.S. Postal Service or courier .....	S	S	S	S	S	S	53
Truck and rail .....	S	S	S	S	S	S	3 168
Truck and water .....	—	—	—	—	—	—	—
Rail and water .....	—	—	—	—	—	—	—
Other multiple modes .....	—	—	—	—	—	—	—
Other and unknown modes .....	S	S	52	1.3	S	S	S
SCTG 11, NATURAL SANDS							
Total .....	966	100.0	64 111	100.0	2 776	100.0	56
Single modes .....	942	97.5	63 198	98.6	2 534	91.3	53
Truck <sup>1</sup> .....	917	94.9	61 014	95.2	2 284	82.3	52
For-hire truck .....	443	45.9	S	S	1 537	55.4	87
Private truck .....	458	47.4	31 240	48.7	659	23.7	25
Rail .....	16	1.7	811	1.3	181	6.5	223
Water .....	S	S	S	S	S	S	36
Shallow draft .....	S	S	S	S	S	S	36
Great Lakes .....	—	—	—	—	—	—	—
Deep draft .....	—	—	—	—	—	—	—
Air (includes truck and air) .....	S	S	S	S	S	S	1 076
Pipeline <sup>2</sup> .....	—	—	—	—	S	S	S
Multiple modes .....	S	S	S	S	S	S	276
Parcel, U.S. Postal Service or courier .....	S	S	S	S	S	S	276
Truck and rail .....	—	—	—	—	—	—	—
Truck and water .....	—	—	—	—	—	—	—
Rail and water .....	—	—	—	—	—	—	—
Other multiple modes .....	—	—	—	—	—	—	—
Other and unknown modes .....	S	S	S	S	S	S	378

See footnotes at end of table.

**Table 7. Shipment Characteristics by Two-Digit Commodity and Mode of Transportation for the Region: 1997—Con.**

[For explanation of terms and meaning of abbreviations and symbols, see introductory text. Detail may not add to total because of rounding]

SCTG code, description, and mode of transportation	Value		Tons		Ton-miles		Average miles per shipment
	Number (million dollars)	Percent	Number (thousands)	Percent	Number (millions)	Percent	
SCTG 12, GRAVEL AND CRUSHED STONE							
Total .....	1 957	100.0	266 702	100.0	7 391	100.0	28
Single modes .....	1 906	97.4	260 852	97.8	7 269	98.3	28
Truck <sup>1</sup> .....	1 842	94.1	257 639	96.6	6 641	89.8	27
For-hire truck .....	783	40.0	99 558	37.3	3 766	51.0	39
Private truck .....	992	50.7	150 253	56.3	2 714	36.7	20
Rail .....	58	3.0	2 503	.9	580	7.8	196
Water .....	S	S	S	S	S	S	62
Shallow draft .....	—	—	—	—	—	—	—
Great Lakes .....	—	—	—	—	—	—	—
Deep draft .....	S	S	S	S	S	S	62
Air (includes truck and air) .....	—	—	—	—	—	—	—
Pipeline <sup>2</sup> .....	—	—	—	—	S	S	S
Multiple modes .....	S	S	S	S	S	S	129
Parcel, U.S. Postal Service or courier .....	S	S	S	S	S	S	434
Truck and rail .....	S	S	S	S	S	S	17
Truck and water .....	S	S	S	S	S	S	78
Rail and water .....	—	—	—	—	—	—	—
Other multiple modes .....	—	—	—	—	—	—	—
Other and unknown modes .....	S	S	2 510	.9	S	S	18
SCTG 13, NONMETALLIC MINERALS N.E.C.							
Total .....	1 408	100.0	43 016	100.0	3 153	100.0	106
Single modes .....	1 299	92.3	42 384	98.5	2 929	92.9	91
Truck <sup>1</sup> .....	1 265	89.8	38 901	90.4	2 439	77.4	89
For-hire truck .....	670	47.6	6 819	15.9	1 083	34.4	252
Private truck .....	496	35.2	17 603	40.9	341	10.8	36
Rail .....	17	1.2	449	1.0	S	S	635
Water .....	S	S	S	S	S	S	39
Shallow draft .....	S	S	S	S	S	S	70
Great Lakes .....	—	—	—	—	—	—	—
Deep draft .....	S	S	S	S	S	S	3
Air (includes truck and air) .....	—	—	—	—	—	—	—
Pipeline <sup>2</sup> .....	—	—	—	—	S	S	S
Multiple modes .....	S	S	S	S	S	S	634
Parcel, U.S. Postal Service or courier .....	7	.5	2	—	1	—	571
Truck and rail .....	S	S	S	S	S	S	1 898
Truck and water .....	S	S	S	S	S	S	2 330
Rail and water .....	—	—	—	—	—	—	—
Other multiple modes .....	S	S	S	S	S	S	16
Other and unknown modes .....	73	5.2	S	S	S	S	S
SCTG 14, METALLIC ORES AND CONCENTRATES							
Total .....	984	100.0	2 150	100.0	S	S	422
Single modes .....	866	88.0	1 865	86.8	379	37.4	306
Truck <sup>1</sup> .....	795	80.8	1 658	77.1	276	27.2	300
For-hire truck .....	700	71.1	1 360	63.3	228	22.5	336
Private truck .....	90	9.1	S	S	S	S	250
Rail .....	70	7.1	207	9.6	103	10.1	500
Water .....	—	—	—	—	—	—	—
Shallow draft .....	—	—	—	—	—	—	—
Great Lakes .....	—	—	—	—	—	—	—
Deep draft .....	—	—	—	—	—	—	—
Air (includes truck and air) .....	S	S	S	S	S	S	557
Pipeline <sup>2</sup> .....	—	—	—	—	S	S	S
Multiple modes .....	S	S	S	S	S	S	437
Parcel, U.S. Postal Service or courier .....	S	S	S	S	S	S	437
Truck and rail .....	—	—	—	—	—	—	—
Truck and water .....	—	—	—	—	—	—	—
Rail and water .....	—	—	—	—	—	—	—
Other multiple modes .....	—	—	—	—	—	—	—
Other and unknown modes .....	S	S	S	S	S	S	1 273

See footnotes at end of table.

**Table 7. Shipment Characteristics by Two-Digit Commodity and Mode of Transportation for the Region: 1997—Con.**

[For explanation of terms and meaning of abbreviations and symbols, see introductory text. Detail may not add to total because of rounding]

SCTG code, description, and mode of transportation	Value		Tons		Ton-miles		Average miles per shipment
	Number (million dollars)	Percent	Number (thousands)	Percent	Number (millions)	Percent	
SCTG 15, COAL							
Total .....	3 241	100.0	111 118	100.0	21 262	100.0	52
Single modes .....	2 703	83.4	95 221	85.7	19 925	93.7	48
Truck <sup>1</sup> .....	1 468	45.3	47 454	42.7	1 875	8.8	45
For-hire truck .....	908	28.0	40 397	36.4	1 625	7.6	55
Private truck .....	S	S	7 057	6.4	251	1.2	S
Rail .....	916	28.3	35 053	31.5	14 846	69.8	398
Water .....	318	9.8	12 715	11.4	S	S	194
Shallow draft .....	318	9.8	12 715	11.4	S	S	194
Great Lakes .....	—	—	—	—	—	—	—
Deep draft .....	—	—	—	—	—	—	—
Air (includes truck and air) .....	—	—	—	—	—	—	—
Pipeline <sup>2</sup> .....	—	—	—	—	S	S	S
Multiple modes .....	95	2.9	3 315	3.0	1 218	5.7	416
Parcel, U.S. Postal Service or courier .....	S	S	S	S	S	S	264
Truck and rail .....	S	S	S	S	S	S	198
Truck and water .....	S	S	S	S	S	S	902
Rail and water .....	65	2.0	2 625	2.4	918	4.3	374
Other multiple modes .....	S	S	S	S	S	S	127
Other and unknown modes .....	443	13.7	S	S	S	S	S
SCTG 17, GASOLINE AND AVIATION TURBINE FUEL							
Total .....	21 424	100.0	82 472	100.0	S	S	32
Single modes .....	21 179	98.9	81 645	99.0	S	S	36
Truck <sup>1</sup> .....	15 720	73.4	54 787	66.4	2 091	28.7	36
For-hire truck .....	4 329	20.2	15 498	18.8	870	12.0	62
Private truck .....	11 302	52.8	38 977	47.3	1 208	16.6	28
Rail .....	S	S	S	S	S	S	225
Water .....	S	S	S	S	S	S	19
Shallow draft .....	S	S	S	S	S	S	21
Great Lakes .....	S	S	S	S	S	S	10
Deep draft .....	—	—	—	—	—	—	—
Air (includes truck and air) .....	—	—	—	—	—	—	—
Pipeline <sup>2</sup> .....	4 785	22.3	23 849	28.9	S	S	S
Multiple modes .....	S	S	S	S	S	S	18
Parcel, U.S. Postal Service or courier .....	—	—	—	—	—	—	—
Truck and rail .....	—	—	—	—	—	—	—
Truck and water .....	—	—	—	—	—	—	—
Rail and water .....	—	—	—	—	—	—	—
Other multiple modes .....	S	S	S	S	S	S	18
Other and unknown modes .....	144	.7	523	.6	12	.2	S
SCTG 18, FUEL OILS							
Total .....	13 200	100.0	68 533	100.0	3 279	100.0	24
Single modes .....	12 753	96.6	66 604	97.2	2 900	88.4	24
Truck <sup>1</sup> .....	9 439	71.5	47 741	69.7	2 131	65.0	24
For-hire truck .....	2 472	18.7	13 493	19.7	654	19.9	S
Private truck .....	6 953	52.7	34 178	49.9	1 475	45.0	22
Rail .....	S	S	S	S	S	S	164
Water .....	607	4.6	S	S	S	S	104
Shallow draft .....	S	S	S	S	S	S	14
Great Lakes .....	—	—	—	—	—	—	—
Deep draft .....	S	S	S	S	S	S	198
Air (includes truck and air) .....	—	—	—	—	—	—	—
Pipeline <sup>2</sup> .....	2 694	20.4	14 964	21.8	S	S	S
Multiple modes .....	S	S	S	S	S	S	S
Parcel, U.S. Postal Service or courier .....	S	S	S	S	S	S	437
Truck and rail .....	—	—	—	—	—	—	—
Truck and water .....	—	—	—	—	—	—	—
Rail and water .....	—	—	—	—	—	—	—
Other multiple modes .....	S	S	S	S	S	S	S
Other and unknown modes .....	S	S	S	S	S	S	S

See footnotes at end of table.

**Table 7. Shipment Characteristics by Two-Digit Commodity and Mode of Transportation for the Region: 1997—Con.**

[For explanation of terms and meaning of abbreviations and symbols, see introductory text. Detail may not add to total because of rounding]

SCTG code, description, and mode of transportation	Value		Tons		Ton-miles		Average miles per shipment
	Number (million dollars)	Percent	Number (thousands)	Percent	Number (millions)	Percent	
SCTG 19, COAL AND PETROLEUM PRODUCTS, N.E.C.							
Total .....	9 015	100.0	94 605	100.0	3 824	100.0	60
Single modes .....	8 926	99.0	94 003	99.4	3 791	99.1	54
Truck <sup>1</sup> .....	6 975	77.4	82 608	87.3	2 466	64.5	35
For-hire truck .....	3 155	35.0	35 295	37.3	1 389	36.3	84
Private truck .....	3 740	41.5	46 313	49.0	1 034	27.0	21
Rail .....	675	7.5	3 380	3.6	1 172	30.6	494
Water .....	S	S	S	S	S	S	S
Shallow draft .....	S	S	S	S	S	S	S
Great Lakes .....	—	—	—	—	—	—	—
Deep draft .....	S	S	S	S	S	S	15
Air (includes truck and air) .....	S	S	S	S	S	S	1 718
Pipeline <sup>2</sup> .....	S	S	S	S	S	S	S
Multiple modes .....	27	.3	S	S	S	S	406
Parcel, U.S. Postal Service or courier .....	24	.3	4	—	S	S	419
Truck and rail .....	S	S	S	S	S	S	962
Truck and water .....	S	S	S	S	S	S	66
Rail and water .....	—	—	—	—	—	—	—
Other multiple modes .....	—	—	—	—	—	—	—
Other and unknown modes .....	62	.7	S	S	29	.8	S
SCTG 20, BASIC CHEMICALS							
Total .....	18 978	100.0	17 568	100.0	6 345	100.0	334
Single modes .....	16 618	87.6	17 238	98.1	6 017	94.8	135
Truck <sup>1</sup> .....	15 119	79.7	13 036	74.2	2 899	45.7	129
For-hire truck .....	10 767	56.7	5 802	33.0	2 208	34.8	403
Private truck .....	4 307	22.7	7 209	41.0	686	10.8	38
Rail .....	943	5.0	2 645	15.1	1 510	23.8	378
Water .....	S	S	S	S	S	S	161
Shallow draft .....	S	S	S	S	S	S	165
Great Lakes .....	—	—	—	—	—	—	—
Deep draft .....	S	S	S	S	S	S	S
Air (includes truck and air) .....	122	.6	1	—	1	—	1 658
Pipeline <sup>2</sup> .....	S	S	S	S	S	S	S
Multiple modes .....	1 852	9.8	122	.7	S	S	638
Parcel, U.S. Postal Service or courier .....	1 744	9.2	S	S	31	.5	637
Truck and rail .....	93	.5	S	S	S	S	1 881
Truck and water .....	S	S	S	S	S	S	3 020
Rail and water .....	—	—	—	—	—	—	—
Other multiple modes .....	S	S	S	S	S	S	S
Other and unknown modes .....	508	2.7	208	1.2	S	S	S
SCTG 21, PHARMACEUTICAL PRODUCTS							
Total .....	70 647	100.0	1 966	100.0	828	100.0	658
Single modes .....	42 868	60.7	1 695	86.2	627	75.8	317
Truck <sup>1</sup> .....	40 001	56.6	1 644	83.6	573	69.2	163
For-hire truck .....	29 452	41.7	918	46.7	535	64.6	218
Private truck .....	10 299	14.6	S	S	37	4.5	73
Rail .....	24	—	S	S	S	S	435
Water .....	S	S	S	S	S	S	64
Shallow draft .....	S	S	S	S	S	S	64
Great Lakes .....	—	—	—	—	—	—	—
Deep draft .....	—	—	—	—	—	—	—
Air (includes truck and air) .....	2 642	3.7	25	1.3	36	4.4	1 410
Pipeline <sup>2</sup> .....	—	—	—	—	S	S	S
Multiple modes .....	27 237	38.6	246	12.5	181	21.9	769
Parcel, U.S. Postal Service or courier .....	27 222	38.5	245	12.5	178	21.5	769
Truck and rail .....	S	S	S	S	S	S	3 334
Truck and water .....	S	S	S	S	S	S	7 775
Rail and water .....	—	—	—	—	—	—	—
Other multiple modes .....	—	—	—	—	—	—	—
Other and unknown modes .....	542	.8	26	1.3	19	2.3	272

See footnotes at end of table.

**Table 7. Shipment Characteristics by Two-Digit Commodity and Mode of Transportation for the Region: 1997—Con.**

[For explanation of terms and meaning of abbreviations and symbols, see introductory text. Detail may not add to total because of rounding]

SCTG code, description, and mode of transportation	Value		Tons		Ton-miles		Average miles per shipment
	Number (million dollars)	Percent	Number (thousands)	Percent	Number (millions)	Percent	
SCTG 22, FERTILIZERS							
Total .....	976	100.0	3 646	100.0	456	100.0	139
Single modes .....	941	96.4	3 593	98.6	450	98.8	117
Truck <sup>1</sup> .....	938	96.0	3 555	97.5	416	91.3	117
For-hire truck .....	S	S	S	S	S	S	225
Private truck .....	477	48.8	1 878	51.5	109	23.9	64
Rail .....	S	S	S	S	S	S	899
Water .....	—	—	—	—	—	—	—
Shallow draft .....	—	—	—	—	—	—	—
Great Lakes .....	—	—	—	—	—	—	—
Deep draft .....	—	—	—	—	—	—	—
Air (includes truck and air) .....	S	S	S	S	S	S	512
Pipeline <sup>2</sup> .....	—	—	—	—	S	S	S
Multiple modes .....	S	S	S	S	S	S	797
Parcel, U.S. Postal Service or courier .....	S	S	S	S	S	S	798
Truck and rail .....	S	S	S	S	S	S	20
Truck and water .....	—	—	—	—	—	—	—
Rail and water .....	—	—	—	—	—	—	—
Other multiple modes .....	—	—	—	—	—	—	—
Other and unknown modes .....	20	2.0	S	S	S	S	S
SCTG 23, CHEMICAL PRODUCTS AND PREPARATIONS, N.E.C.							
Total .....	45 205	100.0	9 790	100.0	4 951	100.0	411
Single modes .....	38 389	84.9	9 319	95.2	4 744	95.8	318
Truck <sup>1</sup> .....	37 249	82.4	8 837	90.3	4 065	82.1	264
For-hire truck .....	28 459	63.0	6 109	62.4	3 598	72.7	640
Private truck .....	8 728	19.3	2 625	26.8	437	8.8	65
Rail .....	667	1.5	457	4.7	637	12.9	1 605
Water .....	S	S	S	S	S	S	145
Shallow draft .....	S	S	S	S	S	S	145
Great Lakes .....	—	—	—	—	—	—	—
Deep draft .....	—	—	—	—	—	—	—
Air (includes truck and air) .....	458	1.0	20	.2	S	S	1 736
Pipeline <sup>2</sup> .....	—	—	—	—	S	S	S
Multiple modes .....	5 721	12.7	228	2.3	164	3.3	590
Parcel, U.S. Postal Service or courier .....	5 648	12.5	178	1.8	97	2.0	589
Truck and rail .....	70	.2	50	.5	67	1.3	2 068
Truck and water .....	S	S	S	S	S	S	105
Rail and water .....	—	—	—	—	—	—	—
Other multiple modes .....	—	—	—	—	—	—	—
Other and unknown modes .....	1 095	2.4	243	2.5	43	.9	S
SCTG 24, PLASTICS AND RUBBER							
Total .....	50 718	100.0	31 279	100.0	11 725	100.0	401
Single modes .....	42 967	84.7	30 118	96.3	11 013	93.9	240
Truck <sup>1</sup> .....	41 191	81.2	28 421	90.9	9 602	81.9	227
For-hire truck .....	26 799	52.8	9 555	30.5	6 729	57.4	639
Private truck .....	14 318	28.2	18 842	60.2	2 870	24.5	68
Rail .....	1 324	2.6	S	S	S	S	1 425
Water .....	S	S	S	S	S	S	5 795
Shallow draft .....	S	S	S	S	S	S	216
Great Lakes .....	—	—	—	—	—	—	—
Deep draft .....	S	S	S	S	S	S	8 095
Air (includes truck and air) .....	398	.8	19	—	24	.2	1 135
Pipeline <sup>2</sup> .....	—	—	—	—	S	S	S
Multiple modes .....	5 665	11.2	417	1.3	414	3.5	656
Parcel, U.S. Postal Service or courier .....	5 387	10.6	315	1.0	188	1.6	655
Truck and rail .....	269	.5	99	.3	217	1.9	2 150
Truck and water .....	8	—	3	—	S	S	4 667
Rail and water .....	—	—	—	—	—	—	—
Other multiple modes .....	S	S	S	S	S	S	614
Other and unknown modes .....	2 086	4.1	744	2.4	298	2.5	75

See footnotes at end of table.

**Table 7. Shipment Characteristics by Two-Digit Commodity and Mode of Transportation for the Region: 1997—Con.**

[For explanation of terms and meaning of abbreviations and symbols, see introductory text. Detail may not add to total because of rounding]

SCTG code, description, and mode of transportation	Value		Tons		Ton-miles		Average miles per shipment
	Number (million dollars)	Percent	Number (thousands)	Percent	Number (millions)	Percent	
SCTG 25, LOGS AND OTHER WOOD IN THE ROUGH							
Total .....	1 082	100.0	22 862	100.0	S	S	104
Single modes .....	1 069	98.8	22 776	99.6	S	S	104
Truck <sup>1</sup> .....	1 049	97.0	22 709	99.3	S	S	103
For-hire truck .....	S	S	S	S	S	S	S
Private truck .....	412	38.1	10 846	47.4	S	S	137
Rail .....	20	1.8	S	S	36	1.3	817
Water .....	—	—	—	—	—	—	—
Shallow draft .....	—	—	—	—	—	—	—
Great Lakes .....	—	—	—	—	—	—	—
Deep draft .....	—	—	—	—	—	—	—
Air (includes truck and air) .....	—	—	—	—	—	—	—
Pipeline <sup>2</sup> .....	—	—	—	—	S	S	S
Multiple modes .....	S	S	S	S	S	S	S
Parcel, U.S. Postal Service or courier .....	S	S	S	S	S	S	209
Truck and rail .....	S	S	S	S	S	S	2 818
Truck and water .....	—	—	—	—	—	—	—
Rail and water .....	—	—	—	—	—	—	—
Other multiple modes .....	—	—	—	—	—	—	—
Other and unknown modes .....	11	1.0	84	.4	S	S	138
SCTG 26, WOOD PRODUCTS							
Total .....	13 545	100.0	29 227	100.0	5 141	100.0	288
Single modes .....	12 747	94.1	28 103	96.2	4 198	81.7	119
Truck <sup>1</sup> .....	12 504	92.3	27 673	94.7	3 660	71.2	116
For-hire truck .....	4 428	32.7	12 678	43.4	2 372	46.1	319
Private truck .....	7 964	58.8	14 474	49.5	1 229	23.9	61
Rail .....	226	1.7	429	1.5	536	10.4	1 291
Water .....	—	—	—	—	—	—	—
Shallow draft .....	—	—	—	—	—	—	—
Great Lakes .....	—	—	—	—	—	—	—
Deep draft .....	—	—	—	—	—	—	—
Air (includes truck and air) .....	S	S	1	—	2	—	1 838
Pipeline <sup>2</sup> .....	—	—	—	—	S	S	S
Multiple modes .....	434	3.2	86	.3	165	3.2	726
Parcel, U.S. Postal Service or courier .....	374	2.8	29	.1	22	.4	725
Truck and rail .....	53	.4	53	.2	142	2.8	1 188
Truck and water .....	S	S	S	S	S	S	168
Rail and water .....	—	—	—	—	—	—	—
Other multiple modes .....	—	—	—	—	—	—	—
Other and unknown modes .....	364	2.7	1 038	3.6	S	S	192
SCTG 27, PULP, NEWSPRINT, PAPER, AND PAPERBOARD							
Total .....	21 621	100.0	21 662	100.0	11 462	100.0	121
Single modes .....	20 746	96.0	21 051	97.2	10 955	95.6	137
Truck <sup>1</sup> .....	18 733	86.6	18 294	84.5	7 725	67.4	130
For-hire truck .....	13 739	63.5	14 146	65.3	7 256	63.3	343
Private truck .....	4 994	23.1	4 148	19.1	468	4.1	41
Rail .....	1 994	9.2	2 750	12.7	3 229	28.2	768
Water .....	S	S	S	S	S	S	11
Shallow draft .....	S	S	S	S	S	S	8
Great Lakes .....	—	—	—	—	—	—	—
Deep draft .....	S	S	S	S	S	S	15
Air (includes truck and air) .....	16	—	S	S	1	—	1 012
Pipeline <sup>2</sup> .....	—	—	—	—	S	S	S
Multiple modes .....	559	2.6	209	1.0	S	S	S
Parcel, U.S. Postal Service or courier .....	447	2.1	85	.4	16	.1	S
Truck and rail .....	113	.5	125	.6	S	S	2 098
Truck and water .....	—	—	—	—	—	—	—
Rail and water .....	—	—	—	—	—	—	—
Other multiple modes .....	—	—	—	—	—	—	—
Other and unknown modes .....	316	1.5	401	1.9	S	S	S

See footnotes at end of table.

**Table 7. Shipment Characteristics by Two-Digit Commodity and Mode of Transportation for the Region: 1997—Con.**

[For explanation of terms and meaning of abbreviations and symbols, see introductory text. Detail may not add to total because of rounding]

SCTG code, description, and mode of transportation	Value		Tons		Ton-miles		Average miles per shipment
	Number (million dollars)	Percent	Number (thousands)	Percent	Number (millions)	Percent	
SCTG 28, PAPER OR PAPERBOARD ARTICLES							
Total .....	20 358	100.0	11 927	100.0	3 177	100.0	304
Single modes .....	18 675	91.7	11 614	97.4	2 993	94.2	129
Truck <sup>1</sup> .....	18 459	90.7	11 530	96.7	2 781	87.5	115
For-hire truck .....	9 987	49.1	6 176	51.8	2 278	71.7	394
Private truck .....	8 444	41.5	5 339	44.8	500	15.8	42
Rail .....	S	S	S	S	S	S	861
Water .....	—	—	—	—	—	—	—
Shallow draft .....	—	—	—	—	—	—	—
Great Lakes .....	—	—	—	—	—	—	—
Deep draft .....	—	—	—	—	—	—	—
Air (includes truck and air) .....	S	S	S	S	S	S	1 574
Pipeline <sup>2</sup> .....	—	—	—	—	S	S	S
Multiple modes .....	1 335	6.6	160	1.3	140	4.4	639
Parcel, U.S. Postal Service or courier .....	1 268	6.2	126	1.1	62	2.0	639
Truck and rail .....	59	.3	28	.2	76	2.4	2 684
Truck and water .....	S	S	S	S	S	S	328
Rail and water .....	—	—	—	—	—	—	—
Other multiple modes .....	—	—	—	—	—	—	—
Other and unknown modes .....	348	1.7	153	1.3	44	1.4	S
SCTG 29, PRINTED PRODUCTS							
Total .....	95 381	100.0	18 067	100.0	5 381	100.0	361
Single modes .....	72 483	76.0	16 674	92.3	4 593	85.4	87
Truck <sup>1</sup> .....	68 219	71.5	16 546	91.6	4 491	83.5	72
For-hire truck .....	S	S	7 905	43.8	3 877	72.0	353
Private truck .....	19 031	20.0	8 536	47.2	591	11.0	31
Rail .....	62	—	S	S	8	.1	731
Water .....	S	S	S	S	S	S	95
Shallow draft .....	—	—	—	—	—	—	—
Great Lakes .....	—	—	—	—	—	—	—
Deep draft .....	S	S	S	S	S	S	95
Air (includes truck and air) .....	S	S	95	.5	94	1.8	1 137
Pipeline <sup>2</sup> .....	—	—	—	—	S	S	S
Multiple modes .....	20 255	21.2	874	4.8	643	12.0	747
Parcel, U.S. Postal Service or courier .....	20 250	21.2	872	4.8	636	11.8	747
Truck and rail .....	S	S	S	S	S	S	3 341
Truck and water .....	S	S	S	S	1	—	5 794
Rail and water .....	—	—	—	—	—	—	—
Other multiple modes .....	—	—	—	—	—	—	—
Other and unknown modes .....	2 643	2.8	519	2.9	144	2.7	134
SCTG 30, TEXTILES, LEATHER, AND ARTICLES OF TEXTILES OR LEATHER							
Total .....	67 955	100.0	4 788	100.0	3 010	100.0	797
Single modes .....	45 020	66.2	3 836	80.1	2 215	73.6	769
Truck <sup>1</sup> .....	44 292	65.2	3 797	79.3	2 167	72.0	739
For-hire truck .....	29 869	44.0	2 323	48.5	1 692	56.2	882
Private truck .....	14 071	20.7	1 424	29.7	451	15.0	450
Rail .....	S	S	S	S	S	S	2 208
Water .....	S	S	S	S	S	S	100
Shallow draft .....	S	S	S	S	S	S	35
Great Lakes .....	—	—	—	—	—	—	—
Deep draft .....	S	S	S	S	S	S	231
Air (includes truck and air) .....	654	1.0	16	.3	27	.9	1 408
Pipeline <sup>2</sup> .....	—	—	—	—	S	S	S
Multiple modes .....	19 854	29.2	677	14.1	661	22.0	818
Parcel, U.S. Postal Service or courier .....	19 720	29.0	647	13.5	582	19.3	818
Truck and rail .....	115	.2	7	.1	18	.6	2 593
Truck and water .....	20	—	23	.5	S	S	3 204
Rail and water .....	—	—	—	—	—	—	—
Other multiple modes .....	—	—	—	—	—	—	—
Other and unknown modes .....	3 081	4.5	275	5.7	134	4.5	206

See footnotes at end of table.



**Table 7. Shipment Characteristics by Two-Digit Commodity and Mode of Transportation for the Region: 1997—Con.**

[For explanation of terms and meaning of abbreviations and symbols, see introductory text. Detail may not add to total because of rounding]

SCTG code, description, and mode of transportation	Value		Tons		Ton-miles		Average miles per shipment
	Number (million dollars)	Percent	Number (thousands)	Percent	Number (millions)	Percent	
SCTG 31, NONMETALLIC MINERAL PRODUCTS							
Total .....	19 698	100.0	114 276	100.0	10 139	100.0	760
Single modes .....	17 390	88.3	111 813	97.8	8 666	85.5	170
Truck <sup>1</sup> .....	17 106	86.8	110 749	96.9	7 917	78.1	164
For-hire truck .....	10 268	52.1	55 905	48.9	5 573	55.0	416
Private truck .....	6 192	31.4	54 414	47.6	2 102	20.7	39
Rail .....	95	.5	S	S	583	5.8	953
Water .....	S	S	S	S	S	S	115
Shallow draft .....	—	—	—	—	—	—	—
Great Lakes .....	—	—	—	—	—	—	—
Deep draft .....	S	S	S	S	S	S	115
Air (includes truck and air) .....	S	S	S	S	S	S	924
Pipeline <sup>2</sup> .....	—	—	—	—	S	S	S
Multiple modes .....	1 256	6.4	93	—	93	.9	1 425
Parcel, U.S. Postal Service or courier .....	1 226	6.2	59	—	66	.6	1 424
Truck and rail .....	S	S	S	S	17	.2	1 513
Truck and water .....	S	S	S	S	S	S	2 286
Rail and water .....	—	—	—	—	—	—	—
Other multiple modes .....	—	—	—	—	—	—	—
Other and unknown modes .....	1 051	5.3	2 370	2.1	1 380	13.6	382
SCTG 32, BASE METAL IN PRIMARY OR SEMIFINISHED FORMS AND IN FINISHED BASIC SHAPES							
Total .....	54 020	100.0	40 772	100.0	18 656	100.0	297
Single modes .....	50 607	93.7	36 093	88.5	17 069	91.5	206
Truck <sup>1</sup> .....	47 668	88.2	29 191	71.6	11 264	60.4	188
For-hire truck .....	35 228	65.2	19 524	47.9	9 509	51.0	505
Private truck .....	12 243	22.7	9 058	22.2	1 521	8.2	56
Rail .....	2 624	4.9	6 811	16.7	S	S	732
Water .....	S	S	S	S	S	S	2 046
Shallow draft .....	S	S	S	S	S	S	100
Great Lakes .....	—	—	—	—	—	—	—
Deep draft .....	S	S	S	S	S	S	3 586
Air (includes truck and air) .....	311	.6	90	.2	68	.4	1 414
Pipeline <sup>2</sup> .....	S	S	S	S	S	S	S
Multiple modes .....	2 143	4.0	373	.9	541	2.9	603
Parcel, U.S. Postal Service or courier .....	1 877	3.5	142	.3	S	S	599
Truck and rail .....	126	.2	28	—	66	.4	2 178
Truck and water .....	S	S	S	S	S	S	1 775
Rail and water .....	—	—	—	—	—	—	—
Other multiple modes .....	—	—	—	—	—	—	—
Other and unknown modes .....	1 270	2.4	S	S	1 045	5.6	164
SCTG 33, ARTICLES OF BASE METAL							
Total .....	36 599	100.0	15 208	100.0	5 867	100.0	399
Single modes .....	27 645	75.5	13 081	86.0	5 010	85.4	208
Truck <sup>1</sup> .....	26 776	73.2	12 381	81.4	4 405	75.1	193
For-hire truck .....	15 305	41.8	7 844	51.6	3 600	61.4	651
Private truck .....	11 325	30.9	4 451	29.3	781	13.3	74
Rail .....	S	S	S	S	S	S	1 410
Water .....	S	S	S	S	S	S	14
Shallow draft .....	S	S	S	S	S	S	14
Great Lakes .....	—	—	—	—	—	—	—
Deep draft .....	—	—	—	—	—	—	—
Air (includes truck and air) .....	315	.9	38	.3	58	1.0	1 329
Pipeline <sup>2</sup> .....	S	S	S	S	S	S	S
Multiple modes .....	7 201	19.7	337	2.2	366	6.2	650
Parcel, U.S. Postal Service or courier .....	7 061	19.3	254	1.7	184	3.1	649
Truck and rail .....	S	S	S	S	S	S	3 091
Truck and water .....	S	S	S	S	S	S	3 453
Rail and water .....	—	—	—	—	—	—	—
Other multiple modes .....	S	S	S	S	S	S	7
Other and unknown modes .....	1 752	4.8	1 790	11.8	490	8.4	54

See footnotes at end of table.

**Table 7. Shipment Characteristics by Two-Digit Commodity and Mode of Transportation for the Region: 1997—Con.**

[For explanation of terms and meaning of abbreviations and symbols, see introductory text. Detail may not add to total because of rounding]

SCTG code, description, and mode of transportation	Value		Tons		Ton-miles		Average miles per shipment
	Number (million dollars)	Percent	Number (thousands)	Percent	Number (millions)	Percent	
SCTG 34, MACHINERY							
Total .....	63 823	100.0	5 365	100.0	2 315	100.0	314
Single modes .....	50 359	78.9	4 899	91.3	2 060	89.0	179
Truck <sup>1</sup> .....	46 743	73.2	4 786	89.2	1 952	84.3	132
For-hire truck .....	33 397	52.3	3 229	60.2	1 693	73.1	541
Private truck .....	12 945	20.3	1 521	28.3	247	10.7	41
Rail .....	S	S	S	S	S	S	1 074
Water .....	S	S	S	S	S	S	69
Shallow draft .....	S	S	S	S	S	S	56
Great Lakes .....	—	—	—	—	—	—	—
Deep draft .....	S	S	S	S	S	S	287
Air (includes truck and air) .....	3 057	4.8	44	.8	61	2.6	1 346
Pipeline <sup>2</sup> .....	—	—	—	—	S	S	S
Multiple modes .....	11 099	17.4	275	5.1	196	8.5	472
Parcel, U.S. Postal Service or courier .....	10 590	16.6	197	3.7	113	4.9	472
Truck and rail .....	477	.7	74	1.4	62	2.7	718
Truck and water .....	S	S	S	S	S	S	5 465
Rail and water .....	—	—	—	—	—	—	—
Other multiple modes .....	S	S	S	S	S	S	86
Other and unknown modes .....	2 365	3.7	192	3.6	59	2.5	S
SCTG 35, ELECTRONIC AND OTHER ELECTRICAL EQUIPMENT AND COMPONENTS AND OFFICE EQUIPMENT							
Total .....	156 283	100.0	5 316	100.0	3 552	100.0	656
Single modes .....	98 405	63.0	4 531	85.2	2 936	82.6	276
Truck <sup>1</sup> .....	75 620	48.4	4 364	82.1	2 716	76.4	169
For-hire truck .....	54 516	34.9	3 287	61.8	2 397	67.5	691
Private truck .....	20 871	13.4	1 046	19.7	306	8.6	38
Rail .....	S	S	18	.3	S	S	S
Water .....	S	S	S	S	S	S	175
Shallow draft .....	S	S	S	S	S	S	175
Great Lakes .....	—	—	—	—	—	—	—
Deep draft .....	—	—	—	—	—	—	—
Air (includes truck and air) .....	22 537	14.4	148	2.8	194	5.5	1 340
Pipeline <sup>2</sup> .....	S	S	S	S	S	S	S
Multiple modes .....	51 230	32.8	531	10.0	475	13.4	942
Parcel, U.S. Postal Service or courier .....	50 804	32.5	483	9.1	367	10.3	942
Truck and rail .....	423	.3	48	.9	108	3.0	1 768
Truck and water .....	—	—	—	—	—	—	—
Rail and water .....	—	—	—	—	—	—	—
Other multiple modes .....	S	S	S	S	S	S	598
Other and unknown modes .....	6 648	4.3	254	4.8	142	4.0	65
SCTG 36, MOTORIZED AND OTHER VEHICLES (INCLUDING PARTS)							
Total .....	48 300	100.0	6 999	100.0	2 596	100.0	189
Single modes .....	40 443	83.7	6 038	86.3	2 244	86.4	101
Truck <sup>1</sup> .....	35 308	73.1	5 300	75.7	1 773	68.3	49
For-hire truck .....	21 257	44.0	2 978	42.5	1 254	48.3	390
Private truck .....	11 767	24.4	1 946	27.8	327	12.6	23
Rail .....	4 376	9.1	705	10.1	428	16.5	S
Water .....	—	—	—	—	—	—	—
Shallow draft .....	—	—	—	—	—	—	—
Great Lakes .....	—	—	—	—	—	—	—
Deep draft .....	—	—	—	—	—	—	—
Air (includes truck and air) .....	759	1.6	32	.5	S	S	1 406
Pipeline <sup>2</sup> .....	—	—	—	—	S	S	S
Multiple modes .....	3 387	7.0	203	2.9	152	5.8	563
Parcel, U.S. Postal Service or courier .....	3 279	6.8	156	2.2	89	3.4	563
Truck and rail .....	S	S	S	S	S	S	1 444
Truck and water .....	S	S	S	S	S	S	7 756
Rail and water .....	—	—	—	—	—	—	—
Other multiple modes .....	—	—	—	—	—	—	—
Other and unknown modes .....	4 471	9.3	759	10.8	201	7.7	36

See footnotes at end of table.

**Table 7. Shipment Characteristics by Two-Digit Commodity and Mode of Transportation for the Region: 1997—Con.**

[For explanation of terms and meaning of abbreviations and symbols, see introductory text. Detail may not add to total because of rounding]

SCTG code, description, and mode of transportation	Value		Tons		Ton-miles		Average miles per shipment
	Number (million dollars)	Percent	Number (thousands)	Percent	Number (millions)	Percent	
SCTG 37, TRANSPORTATION EQUIPMENT, N.E.C.							
Total .....	14 533	100.0	1 016	100.0	956	100.0	820
Single modes .....	10 674	73.4	976	96.1	901	94.2	652
Truck <sup>1</sup> .....	5 934	40.8	637	62.7	S	S	480
For-hire truck .....	4 282	29.5	527	51.9	S	S	850
Private truck .....	1 651	11.4	110	10.8	S	S	169
Rail .....	612	4.2	303	29.8	334	34.9	1 141
Water .....	2 888	19.9	32	3.2	S	S	10
Shallow draft .....	S	S	S	S	S	S	6
Great Lakes .....	—	—	—	—	—	—	—
Deep draft .....	2 872	19.8	31	3.1	S	S	672
Air (includes truck and air) .....	1 241	8.5	4	.4	6	.6	1 133
Pipeline <sup>2</sup> .....	—	—	—	—	S	S	S
Multiple modes .....	3 226	22.2	S	S	S	S	985
Parcel, U.S. Postal Service or courier .....	3 163	21.8	14	1.4	14	1.4	982
Truck and rail .....	S	S	S	S	S	S	2 302
Truck and water .....	S	S	S	S	S	S	1 090
Rail and water .....	—	—	—	—	—	—	—
Other multiple modes .....	—	—	—	—	—	—	—
Other and unknown modes .....	S	S	S	S	4	.4	696
SCTG 38, PRECISION INSTRUMENTS AND APPARATUS							
Total .....	39 348	100.0	578	100.0	440	100.0	772
Single modes .....	17 142	43.6	382	66.1	279	63.4	739
Truck <sup>1</sup> .....	13 750	34.9	364	63.0	254	57.7	368
For-hire truck .....	10 221	26.0	279	48.3	241	54.8	713
Private truck .....	3 528	9.0	85	14.7	13	2.9	95
Rail .....	—	—	—	—	—	—	—
Water .....	S	S	S	S	S	S	7 342
Shallow draft .....	—	—	—	—	—	—	—
Great Lakes .....	—	—	—	—	—	—	—
Deep draft .....	S	S	S	S	S	S	7 342
Air (includes truck and air) .....	3 388	8.6	18	3.1	24	5.4	1 402
Pipeline <sup>2</sup> .....	S	S	S	S	S	S	S
Multiple modes .....	21 198	53.9	168	29.1	145	33.0	790
Parcel, U.S. Postal Service or courier .....	21 194	53.9	168	29.1	145	32.9	790
Truck and rail .....	S	S	S	S	S	S	2 244
Truck and water .....	—	—	—	—	—	—	—
Rail and water .....	—	—	—	—	—	—	—
Other multiple modes .....	—	—	—	—	—	—	—
Other and unknown modes .....	1 009	2.6	28	4.8	16	3.7	308
SCTG 39, FURNITURE, MATTRESSES AND MATTRESS SUPPORTS, LAMPS, LIGHTING FITTINGS, AND ILLUMINATED SIGNS							
Total .....	12 310	100.0	1 983	100.0	871	100.0	446
Single modes .....	11 269	91.5	1 863	93.9	769	88.3	350
Truck <sup>1</sup> .....	11 192	90.9	1 859	93.7	766	88.0	343
For-hire truck .....	5 506	44.7	885	44.6	616	70.7	752
Private truck .....	5 399	43.9	946	47.7	135	15.5	111
Rail .....	S	S	S	S	S	S	1 841
Water .....	—	—	—	—	—	—	—
Shallow draft .....	—	—	—	—	—	—	—
Great Lakes .....	—	—	—	—	—	—	—
Deep draft .....	—	—	—	—	—	—	—
Air (includes truck and air) .....	S	S	S	S	2	.3	1 304
Pipeline <sup>2</sup> .....	—	—	—	—	S	S	S
Multiple modes .....	707	5.7	67	3.4	56	6.5	598
Parcel, U.S. Postal Service or courier .....	689	5.6	54	2.7	43	4.9	598
Truck and rail .....	S	S	S	S	S	S	3 115
Truck and water .....	S	S	S	S	S	S	S
Rail and water .....	—	—	—	—	—	—	—
Other multiple modes .....	—	—	—	—	—	—	—
Other and unknown modes .....	334	2.7	53	2.7	S	S	257

See footnotes at end of table.

**Table 7. Shipment Characteristics by Two-Digit Commodity and Mode of Transportation for the Region: 1997—Con.**

[For explanation of terms and meaning of abbreviations and symbols, see introductory text. Detail may not add to total because of rounding]

SCTG code, description, and mode of transportation	Value		Tons		Ton-miles		Average miles per shipment
	Number (million dollars)	Percent	Number (thousands)	Percent	Number (millions)	Percent	
SCTG 40, MISCELLANEOUS MANUFACTURED PRODUCTS							
Total .....	90 809	100.0	S	S	6 506	100.0	830
Single modes .....	49 520	54.5	S	S	5 576	85.7	419
Truck <sup>1</sup> .....	46 598	51.3	S	S	5 309	81.6	368
For-hire truck .....	28 795	31.7	5 281	14.4	3 383	52.0	755
Private truck .....	17 720	19.5	S	S	S	S	148
Rail .....	303	.3	S	S	236	3.6	S
Water .....	S	S	S	S	S	S	S
Shallow draft .....	S	S	S	S	S	S	S
Great Lakes .....	—	—	—	—	—	—	—
Deep draft .....	—	—	—	—	—	—	—
Air (includes truck and air) .....	2 616	2.9	30	—	32	.5	1 339
Pipeline <sup>2</sup> .....	—	—	—	—	S	S	S
Multiple modes .....	36 042	39.7	872	2.4	779	12.0	894
Parcel, U.S. Postal Service or courier .....	35 664	39.3	852	2.3	735	11.3	894
Truck and rail .....	S	S	20	—	42	.6	1 981
Truck and water .....	S	S	S	S	S	S	7 943
Rail and water .....	—	—	—	—	—	—	—
Other multiple modes .....	S	S	S	S	S	S	1 718
Other and unknown modes .....	5 247	5.8	316	.9	151	2.3	283
SCTG 41, WASTE AND SCRAP							
Total .....	6 651	100.0	28 621	100.0	7 715	100.0	154
Single modes .....	6 248	93.9	26 626	93.0	5 045	65.4	149
Truck <sup>1</sup> .....	5 618	84.5	21 728	75.9	3 647	47.3	143
For-hire truck .....	3 756	56.5	12 462	43.5	2 244	29.1	182
Private truck .....	1 858	27.9	9 226	32.2	1 400	18.1	103
Rail .....	561	8.4	4 027	14.1	1 207	15.6	310
Water .....	S	S	S	S	S	S	S
Shallow draft .....	S	S	S	S	S	S	8
Great Lakes .....	—	—	—	—	—	—	—
Deep draft .....	S	S	S	S	S	S	868
Air (includes truck and air) .....	S	S	S	S	S	S	957
Pipeline <sup>2</sup> .....	—	—	—	—	S	S	S
Multiple modes .....	S	S	S	S	S	S	S
Parcel, U.S. Postal Service or courier .....	S	S	S	S	S	S	297
Truck and rail .....	S	S	S	S	S	S	98
Truck and water .....	S	S	S	S	S	S	S
Rail and water .....	—	—	—	—	—	—	—
Other multiple modes .....	—	—	—	—	—	—	—
Other and unknown modes .....	199	3.0	383	1.3	S	S	176
SCTG 43, MIXED FREIGHT							
Total .....	28 792	100.0	13 586	100.0	1 767	100.0	151
Single modes .....	26 737	92.9	13 074	96.2	1 523	86.2	66
Truck <sup>1</sup> .....	26 690	92.7	13 064	96.2	1 497	84.7	63
For-hire truck .....	3 222	11.2	1 495	11.0	602	34.0	385
Private truck .....	23 317	81.0	11 521	84.8	883	50.0	48
Rail .....	S	S	S	S	S	S	2 737
Water .....	—	—	—	—	—	—	—
Shallow draft .....	—	—	—	—	—	—	—
Great Lakes .....	—	—	—	—	—	—	—
Deep draft .....	—	—	—	—	—	—	—
Air (includes truck and air) .....	11	—	S	S	1	—	1 731
Pipeline <sup>2</sup> .....	—	—	—	—	S	S	S
Multiple modes .....	1 408	4.9	176	1.3	75	4.3	314
Parcel, U.S. Postal Service or courier .....	1 291	4.5	168	1.2	51	2.9	314
Truck and rail .....	S	S	S	S	S	S	3 244
Truck and water .....	S	S	S	S	S	S	118
Rail and water .....	—	—	—	—	—	—	—
Other multiple modes .....	—	—	—	—	—	—	—
Other and unknown modes .....	647	2.2	S	S	S	S	S

See footnotes at end of table.

**Table 7. Shipment Characteristics by Two-Digit Commodity and Mode of Transportation for the Region: 1997—Con.**

[For explanation of terms and meaning of abbreviations and symbols, see introductory text. Detail may not add to total because of rounding]

SCTG code, description, and mode of transportation	Value		Tons		Ton-miles		Average miles per shipment
	Number (million dollars)	Percent	Number (thousands)	Percent	Number (millions)	Percent	
<b>COMMODITY UNKNOWN</b>							
<b>Total</b> .....	<b>6 033</b>	<b>100.0</b>	<b>2 649</b>	<b>100.0</b>	<b>1 182</b>	<b>100.0</b>	<b>720</b>
<b>Single modes</b> .....	<b>4 484</b>	<b>74.3</b>	<b>2 269</b>	<b>85.6</b>	<b>633</b>	<b>53.6</b>	<b>202</b>
Truck <sup>1</sup> .....	4 305	71.3	2 022	76.3	543	45.9	154
For-hire truck .....	2 151	35.7	617	23.3	436	36.9	656
Private truck .....	2 139	35.4	1 378	52.0	97	8.2	62
Rail .....	S	S	S	S	S	S	914
Water .....	—	—	—	—	—	—	—
Shallow draft .....	—	—	—	—	—	—	—
Great Lakes .....	—	—	—	—	—	—	—
Deep draft .....	—	—	—	—	—	—	—
Air (includes truck and air) .....	99	1.6	2	—	2	.2	1 243
Pipeline <sup>2</sup> .....	—	—	—	—	S	S	S
<b>Multiple modes</b> .....	<b>1 134</b>	<b>18.8</b>	<b>26</b>	<b>1.0</b>	<b>30</b>	<b>2.5</b>	<b>1 050</b>
Parcel, U.S. Postal Service or courier .....	1 112	18.4	23	.9	25	2.1	1 050
Truck and rail .....	S	S	S	S	S	S	1 107
Truck and water .....	—	—	—	—	—	—	—
Rail and water .....	—	—	—	—	—	—	—
Other multiple modes .....	—	—	—	—	—	—	—
<b>Other and unknown modes</b> .....	<b>416</b>	<b>6.9</b>	<b>S</b>	<b>S</b>	<b>S</b>	<b>S</b>	<b>770</b>

— Represents data cell equal to zero or less than 1 unit of measure.

D Denotes figures withheld to avoid disclosing data for individual companies.

S Data do not meet publication standards because of high sampling variability or other reasons. Some unpublished estimates can be derived from other data published in this table. However, figures obtained in this manner are subject to these same limitations.

<sup>1</sup>"Truck" as a single mode includes shipments which went by private truck only, for-hire truck only, or a combination of private truck and for-hire truck.

<sup>2</sup>CFS data for pipeline exclude most shipments of crude oil. See "Mileage Calculations" section for details of CFS coverage.

Note: Data exclude shipments of SCTG 16, Crude Petroleum. See the section "Industry Coverage" for additional information.

**Table 8. Shipment Characteristics by Two-Digit Commodity and Distance Shipped for the Region: 1997**

[For explanation of terms and meaning of abbreviations and symbols, see introductory text. Detail may not add to total because of rounding]

SCTG code, description, and distance shipped (based on Great Circle Distance)	Value (million dollars)	Tons (thousands)	Ton-miles (millions)
<b>All commodities</b>	<b>1 181 747</b>	<b>1 309 423</b>	<b>195 036</b>
Less than 50 miles	382 821	902 519	17 780
50 to 99 miles	126 193	132 433	12 515
100 to 249 miles	192 015	136 106	32 030
250 to 499 miles	128 883	58 568	27 844
500 to 749 miles	99 136	28 811	22 994
750 to 999 miles	71 326	19 203	21 009
1,000 to 1,499 miles	75 740	18 528	26 309
1,500 to 1,999 miles	27 104	3 630	7 319
2,000 miles or more	78 528	9 624	27 236
<b>SCTG 01, Live animals and live fish</b>	<b>202</b>	<b>165</b>	<b>79</b>
Less than 50 miles	S	S	S
50 to 99 miles	S	6	1
100 to 249 miles	25	16	4
250 to 499 miles	14	12	7
500 to 749 miles	62	66	53
750 to 999 miles	S	S	S
1,000 to 1,499 miles	S	S	S
1,500 to 1,999 miles	S	S	S
2,000 miles or more	S	S	S
<b>SCTG 02, Cereal grains</b>	<b>723</b>	<b>2 273</b>	<b>274</b>
Less than 50 miles	332	1 783	40
50 to 99 miles	28	185	17
100 to 249 miles	35	125	30
250 to 499 miles	S	70	36
500 to 749 miles	S	59	48
750 to 999 miles	S	S	S
1,000 to 1,499 miles	S	S	S
1,500 to 1,999 miles	—	—	—
2,000 miles or more	S	S	S
<b>SCTG 03, Other agricultural products</b>	<b>9 958</b>	<b>14 124</b>	<b>1 717</b>
Less than 50 miles	6 362	8 038	234
50 to 99 miles	S	2 809	248
100 to 249 miles	1 089	2 031	428
250 to 499 miles	465	836	338
500 to 749 miles	126	103	76
750 to 999 miles	115	S	S
1,000 to 1,499 miles	134	130	149
1,500 to 1,999 miles	9	S	S
2,000 miles or more	47	S	S
<b>SCTG 04, Animal feed and products of animal origin, n.e.c.</b>	<b>4 538</b>	<b>12 226</b>	<b>1 464</b>
Less than 50 miles	2 121	8 113	218
50 to 99 miles	534	1 861	180
100 to 249 miles	750	1 403	280
250 to 499 miles	572	516	217
500 to 749 miles	93	96	74
750 to 999 miles	45	56	60
1,000 to 1,499 miles	62	65	89
1,500 to 1,999 miles	S	12	26
2,000 miles or more	336	103	320
<b>SCTG 05, Meat, fish, seafood, and their preparations</b>	<b>20 641</b>	<b>7 222</b>	<b>2 227</b>
Less than 50 miles	9 381	3 212	80
50 to 99 miles	2 833	1 094	102
100 to 249 miles	3 147	1 224	231
250 to 499 miles	2 108	620	268
500 to 749 miles	747	249	196
750 to 999 miles	836	228	239
1,000 to 1,499 miles	886	341	491
1,500 to 1,999 miles	241	103	194
2,000 miles or more	461	151	426
<b>SCTG 06, Milled grain products and preparations, and bakery products</b>	<b>19 823</b>	<b>13 987</b>	<b>4 399</b>
Less than 50 miles	7 926	5 407	132
50 to 99 miles	3 497	2 552	241
100 to 249 miles	3 360	2 498	492
250 to 499 miles	1 925	1 562	660
500 to 749 miles	1 179	718	554
750 to 999 miles	556	320	328
1,000 to 1,499 miles	638	423	603
1,500 to 1,999 miles	147	75	149
2,000 miles or more	594	435	1 240
<b>SCTG 07, Other prepared foodstuffs and fats and oils</b>	<b>66 507</b>	<b>61 834</b>	<b>12 988</b>
Less than 50 miles	27 788	31 592	792
50 to 99 miles	9 402	9 617	892
100 to 249 miles	13 347	10 499	2 122
250 to 499 miles	5 283	3 921	1 645
500 to 749 miles	3 647	2 360	1 801
750 to 999 miles	2 563	1 575	1 582
1,000 to 1,499 miles	2 502	1 380	1 840
1,500 to 1,999 miles	481	194	371
2,000 miles or more	1 494	696	1 944

See footnotes at end of table.

**Table 8. Shipment Characteristics by Two-Digit Commodity and Distance Shipped for the Region: 1997—Con.**

[For explanation of terms and meaning of abbreviations and symbols, see introductory text. Detail may not add to total because of rounding]

SCTG code, description, and distance shipped (based on Great Circle Distance)	Value (million dollars)	Tons (thousands)	Ton-miles (millions)
<b>SCTG 08, Alcoholic beverages . . . . .</b>	<b>15 219</b>	<b>14 409</b>	<b>3 574</b>
Less than 50 miles . . . . .	9 870	7 790	157
50 to 99 miles . . . . .	1 002	1 156	104
100 to 249 miles . . . . .	1 310	1 852	425
250 to 499 miles . . . . .	1 027	1 426	621
500 to 749 miles . . . . .	950	1 110	848
750 to 999 miles . . . . .	511	597	596
1,000 to 1,499 miles . . . . .	414	373	532
1,500 to 1,999 miles . . . . .	21	16	31
2,000 miles or more . . . . .	113	89	260
<b>SCTG 09, Tobacco products . . . . .</b>	<b>7 509</b>	<b>399</b>	<b>54</b>
Less than 50 miles . . . . .	5 576	251	7
50 to 99 miles . . . . .	916	82	7
100 to 249 miles . . . . .	493	37	7
250 to 499 miles . . . . .	S	S	S
500 to 749 miles . . . . .	94	6	4
750 to 999 miles . . . . .	63	3	3
1,000 to 1,499 miles . . . . .	99	6	7
1,500 to 1,999 miles . . . . .	31	1	2
2,000 miles or more . . . . .	109	4	11
<b>SCTG 10, Monumental or building stone . . . . .</b>	<b>766</b>	<b>4 183</b>	<b>438</b>
Less than 50 miles . . . . .	S	3 192	86
50 to 99 miles . . . . .	S	439	42
100 to 249 miles . . . . .	92	300	57
250 to 499 miles . . . . .	26	S	S
500 to 749 miles . . . . .	6	23	17
750 to 999 miles . . . . .	5	17	17
1,000 to 1,499 miles . . . . .	6	S	S
1,500 to 1,999 miles . . . . .	S	S	S
2,000 miles or more . . . . .	S	S	S
<b>SCTG 11, Natural sands . . . . .</b>	<b>966</b>	<b>64 111</b>	<b>2 776</b>
Less than 50 miles . . . . .	596	55 560	1 251
50 to 99 miles . . . . .	S	5 058	525
100 to 249 miles . . . . .	S	2 603	510
250 to 499 miles . . . . .	S	S	S
500 to 749 miles . . . . .	S	S	S
750 to 999 miles . . . . .	4	S	S
1,000 to 1,499 miles . . . . .	2	S	S
1,500 to 1,999 miles . . . . .	S	S	S
2,000 miles or more . . . . .	S	14	39
<b>SCTG 12, Gravel and crushed stone . . . . .</b>	<b>1 957</b>	<b>266 702</b>	<b>7 391</b>
Less than 50 miles . . . . .	1 734	247 540	4 675
50 to 99 miles . . . . .	118	14 016	1 215
100 to 249 miles . . . . .	59	3 867	702
250 to 499 miles . . . . .	19	S	S
500 to 749 miles . . . . .	S	S	S
750 to 999 miles . . . . .	S	S	S
1,000 to 1,499 miles . . . . .	S	S	S
1,500 to 1,999 miles . . . . .	S	S	S
2,000 miles or more . . . . .	S	S	S
<b>SCTG 13, Nonmetallic minerals n.e.c. . . . .</b>	<b>1 408</b>	<b>43 016</b>	<b>3 153</b>
Less than 50 miles . . . . .	512	31 169	753
50 to 99 miles . . . . .	152	6 482	582
100 to 249 miles . . . . .	335	4 083	854
250 to 499 miles . . . . .	168	801	414
500 to 749 miles . . . . .	62	234	175
750 to 999 miles . . . . .	54	129	133
1,000 to 1,499 miles . . . . .	28	58	94
1,500 to 1,999 miles . . . . .	39	27	53
2,000 miles or more . . . . .	S	33	95
<b>SCTG 14, Metallic ores and concentrates . . . . .</b>	<b>984</b>	<b>2 150</b>	<b>S</b>
Less than 50 miles . . . . .	218	981	23
50 to 99 miles . . . . .	88	S	S
100 to 249 miles . . . . .	228	290	82
250 to 499 miles . . . . .	297	374	172
500 to 749 miles . . . . .	29	30	21
750 to 999 miles . . . . .	40	33	33
1,000 to 1,499 miles . . . . .	17	14	19
1,500 to 1,999 miles . . . . .	2	6	11
2,000 miles or more . . . . .	S	S	S
<b>SCTG 15, Coal . . . . .</b>	<b>3 241</b>	<b>111 118</b>	<b>21 262</b>
Less than 50 miles . . . . .	1 867	59 672	1 107
50 to 99 miles . . . . .	302	11 943	1 377
100 to 249 miles . . . . .	741	27 584	9 441
250 to 499 miles . . . . .	224	8 307	5 219
500 to 749 miles . . . . .	S	S	S
750 to 999 miles . . . . .	S	S	S
1,000 to 1,499 miles . . . . .	S	S	S
1,500 to 1,999 miles . . . . .	S	S	S
2,000 miles or more . . . . .	S	S	S

See footnotes at end of table.

**Table 8. Shipment Characteristics by Two-Digit Commodity and Distance Shipped for the Region: 1997—Con.**

[For explanation of terms and meaning of abbreviations and symbols, see introductory text. Detail may not add to total because of rounding]

SCTG code, description, and distance shipped (based on Great Circle Distance)	Value (million dollars)	Tons (thousands)	Ton-miles (millions)
<b>SCTG 17, Gasoline and aviation turbine fuel</b>	<b>21 424</b>	<b>82 472</b>	<b>S</b>
Less than 50 miles	18 053	68 529	1 219
50 to 99 miles	1 739	6 653	555
100 to 249 miles	869	3 904	790
250 to 499 miles	9	38	14
500 to 749 miles	—	—	—
750 to 999 miles	S	S	S
1,000 to 1,499 miles	S	S	S
1,500 to 1,999 miles	—	—	—
2,000 miles or more	—	—	—
<b>SCTG 18, Fuel oils</b>	<b>13 200</b>	<b>68 533</b>	<b>3 279</b>
Less than 50 miles	10 330	51 433	742
50 to 99 miles	1 816	11 087	1 145
100 to 249 miles	962	5 468	1 040
250 to 499 miles	S	S	S
500 to 749 miles	S	S	S
750 to 999 miles	S	S	S
1,000 to 1,499 miles	S	S	S
1,500 to 1,999 miles	—	—	—
2,000 miles or more	—	—	—
<b>SCTG 19, Coal and petroleum products, n.e.c.</b>	<b>9 015</b>	<b>94 605</b>	<b>3 824</b>
Less than 50 miles	6 119	84 000	1 272
50 to 99 miles	921	3 473	341
100 to 249 miles	953	5 172	1 003
250 to 499 miles	622	1 504	653
500 to 749 miles	110	174	147
750 to 999 miles	64	58	69
1,000 to 1,499 miles	177	S	S
1,500 to 1,999 miles	S	S	S
2,000 miles or more	10	17	46
<b>SCTG 20, Basic chemicals</b>	<b>18 978</b>	<b>17 568</b>	<b>6 345</b>
Less than 50 miles	5 722	7 435	195
50 to 99 miles	1 462	2 018	189
100 to 249 miles	3 849	2 498	519
250 to 499 miles	2 405	2 082	989
500 to 749 miles	2 070	1 209	970
750 to 999 miles	904	317	325
1,000 to 1,499 miles	1 403	1 673	2 308
1,500 to 1,999 miles	280	143	305
2,000 miles or more	883	193	544
<b>SCTG 21, Pharmaceutical products</b>	<b>70 647</b>	<b>1 966</b>	<b>828</b>
Less than 50 miles	16 709	S	17
50 to 99 miles	9 167	204	20
100 to 249 miles	13 667	282	57
250 to 499 miles	5 805	214	95
500 to 749 miles	5 496	144	111
750 to 999 miles	6 352	121	127
1,000 to 1,499 miles	4 959	95	130
1,500 to 1,999 miles	3 065	15	29
2,000 miles or more	5 427	88	241
<b>SCTG 22, Fertilizers</b>	<b>976</b>	<b>3 646</b>	<b>456</b>
Less than 50 miles	413	1 945	S
50 to 99 miles	197	S	S
100 to 249 miles	S	S	S
250 to 499 miles	S	S	S
500 to 749 miles	33	S	S
750 to 999 miles	18	S	S
1,000 to 1,499 miles	S	S	S
1,500 to 1,999 miles	S	S	S
2,000 miles or more	S	S	S
<b>SCTG 23, Chemical products and preparations, n.e.c.</b>	<b>45 205</b>	<b>9 790</b>	<b>4 951</b>
Less than 50 miles	12 664	2 881	87
50 to 99 miles	2 807	993	85
100 to 249 miles	6 228	1 696	354
250 to 499 miles	5 808	1 449	648
500 to 749 miles	5 869	927	713
750 to 999 miles	3 980	661	669
1,000 to 1,499 miles	2 702	554	779
1,500 to 1,999 miles	S	73	142
2,000 miles or more	3 916	556	1 472
<b>SCTG 24, Plastics and rubber</b>	<b>50 718</b>	<b>31 279</b>	<b>11 725</b>
Less than 50 miles	14 696	9 795	322
50 to 99 miles	5 234	5 614	482
100 to 249 miles	7 989	8 519	2 003
250 to 499 miles	6 112	2 040	892
500 to 749 miles	5 654	1 810	1 347
750 to 999 miles	3 116	957	979
1,000 to 1,499 miles	3 468	1 174	1 828
1,500 to 1,999 miles	967	232	454
2,000 miles or more	3 482	1 138	3 419

See footnotes at end of table.



**Table 8. Shipment Characteristics by Two-Digit Commodity and Distance Shipped for the Region: 1997—Con.**

[For explanation of terms and meaning of abbreviations and symbols, see introductory text. Detail may not add to total because of rounding]

SCTG code, description, and distance shipped (based on Great Circle Distance)	Value (million dollars)	Tons (thousands)	Ton-miles (millions)
<b>SCTG 25, Logs and other wood in the rough</b>	<b>1 082</b>	<b>22 862</b>	<b>S</b>
Less than 50 miles	410	S	287
50 to 99 miles	S	S	S
100 to 249 miles	S	S	S
250 to 499 miles	S	S	S
500 to 749 miles	S	16	12
750 to 999 miles	S	S	S
1,000 to 1,499 miles	S	S	S
1,500 to 1,999 miles	S	S	S
2,000 miles or more	S	S	S
<b>SCTG 26, Wood products</b>	<b>13 545</b>	<b>29 227</b>	<b>5 141</b>
Less than 50 miles	5 778	17 528	472
50 to 99 miles	2 228	4 435	417
100 to 249 miles	2 462	3 605	725
250 to 499 miles	1 107	1 403	633
500 to 749 miles	599	826	629
750 to 999 miles	410	480	494
1,000 to 1,499 miles	478	578	767
1,500 to 1,999 miles	120	97	201
2,000 miles or more	362	275	803
<b>SCTG 27, Pulp, newsprint, paper, and paperboard</b>	<b>21 621</b>	<b>21 662</b>	<b>11 462</b>
Less than 50 miles	5 514	6 137	145
50 to 99 miles	1 933	1 682	161
100 to 249 miles	3 601	3 601	778
250 to 499 miles	3 217	3 272	1 500
500 to 749 miles	2 038	2 251	1 719
750 to 999 miles	2 201	2 079	2 252
1,000 to 1,499 miles	1 943	1 768	2 501
1,500 to 1,999 miles	390	225	449
2,000 miles or more	785	646	1 958
<b>SCTG 28, Paper or paperboard articles</b>	<b>20 358</b>	<b>11 927</b>	<b>3 177</b>
Less than 50 miles	7 792	5 358	138
50 to 99 miles	2 720	1 858	173
100 to 249 miles	3 739	2 046	420
250 to 499 miles	2 249	952	407
500 to 749 miles	1 676	876	655
750 to 999 miles	772	332	336
1,000 to 1,499 miles	632	221	312
1,500 to 1,999 miles	171	62	117
2,000 miles or more	608	222	619
<b>SCTG 29, Printed products</b>	<b>95 381</b>	<b>18 067</b>	<b>5 381</b>
Less than 50 miles	28 040	10 094	194
50 to 99 miles	9 996	1 669	160
100 to 249 miles	S	2 702	604
250 to 499 miles	8 103	1 039	457
500 to 749 miles	5 800	912	706
750 to 999 miles	4 726	421	427
1,000 to 1,499 miles	3 154	328	447
1,500 to 1,999 miles	S	123	223
2,000 miles or more	7 421	780	2 162
<b>SCTG 30, Textiles, leather, and articles of textiles or leather</b>	<b>67 955</b>	<b>4 788</b>	<b>3 010</b>
Less than 50 miles	14 654	1 343	28
50 to 99 miles	4 829	384	35
100 to 249 miles	9 817	740	161
250 to 499 miles	8 116	573	265
500 to 749 miles	7 683	504	375
750 to 999 miles	6 273	314	312
1,000 to 1,499 miles	8 425	519	731
1,500 to 1,999 miles	1 942	100	196
2,000 miles or more	6 218	311	906
<b>SCTG 31, Nonmetallic mineral products</b>	<b>19 698</b>	<b>114 276</b>	<b>10 139</b>
Less than 50 miles	7 413	86 049	1 713
50 to 99 miles	2 374	12 457	1 140
100 to 249 miles	3 313	9 773	1 990
250 to 499 miles	2 447	3 078	1 317
500 to 749 miles	1 582	1 167	869
750 to 999 miles	693	446	453
1,000 to 1,499 miles	735	519	733
1,500 to 1,999 miles	366	282	571
2,000 miles or more	774	505	1 352
<b>SCTG 32, Base metal in primary or semifinished forms and in finished basic shapes</b>	<b>54 020</b>	<b>40 772</b>	<b>18 656</b>
Less than 50 miles	11 107	11 122	232
50 to 99 miles	4 983	4 020	370
100 to 249 miles	9 312	7 027	1 618
250 to 499 miles	12 354	7 357	3 414
500 to 749 miles	6 944	3 969	3 082
750 to 999 miles	3 769	S	S
1,000 to 1,499 miles	2 442	1 398	2 137
1,500 to 1,999 miles	469	174	339
2,000 miles or more	2 640	870	2 402

See footnotes at end of table.

**Table 8. Shipment Characteristics by Two-Digit Commodity and Distance Shipped for the Region: 1997—Con.**

[For explanation of terms and meaning of abbreviations and symbols, see introductory text. Detail may not add to total because of rounding]

SCTG code, description, and distance shipped (based on Great Circle Distance)	Value (million dollars)	Tons (thousands)	Ton-miles (millions)
<b>SCTG 33, Articles of base metal</b> .....	<b>36 599</b>	<b>15 208</b>	<b>5 867</b>
Less than 50 miles .....	11 666	4 135	116
50 to 99 miles .....	4 359	2 497	233
100 to 249 miles .....	6 125	3 630	828
250 to 499 miles .....	4 597	2 270	983
500 to 749 miles .....	2 927	932	693
750 to 999 miles .....	2 317	532	562
1,000 to 1,499 miles .....	1 989	567	808
1,500 to 1,999 miles .....	693	163	311
2,000 miles or more .....	1 926	481	1 334
<b>SCTG 34, Machinery</b> .....	<b>63 823</b>	<b>5 365</b>	<b>2 315</b>
Less than 50 miles .....	16 703	1 921	48
50 to 99 miles .....	6 478	471	42
100 to 249 miles .....	9 853	856	181
250 to 499 miles .....	8 983	814	321
500 to 749 miles .....	5 376	456	336
750 to 999 miles .....	5 169	264	271
1,000 to 1,499 miles .....	5 289	311	442
1,500 to 1,999 miles .....	1 647	107	203
2,000 miles or more .....	4 325	165	470
<b>SCTG 35, Electronic and other electrical equipment and components and office equipment</b> .....	<b>156 283</b>	<b>5 316</b>	<b>3 552</b>
Less than 50 miles .....	37 335	1 248	33
50 to 99 miles .....	13 756	383	35
100 to 249 miles .....	22 935	809	174
250 to 499 miles .....	15 758	792	335
500 to 749 miles .....	16 352	798	617
750 to 999 miles .....	11 224	335	349
1,000 to 1,499 miles .....	14 855	354	497
1,500 to 1,999 miles .....	5 785	197	389
2,000 miles or more .....	18 284	401	1 123
<b>SCTG 36, Motorized and other vehicles (including parts)</b> .....	<b>48 300</b>	<b>6 999</b>	<b>2 596</b>
Less than 50 miles .....	15 827	2 380	54
50 to 99 miles .....	8 835	1 023	90
100 to 249 miles .....	5 951	845	182
250 to 499 miles .....	7 413	1 289	596
500 to 749 miles .....	4 401	683	500
750 to 999 miles .....	2 011	292	312
1,000 to 1,499 miles .....	2 056	317	444
1,500 to 1,999 miles .....	491	69	135
2,000 miles or more .....	1 316	102	282
<b>SCTG 37, Transportation equipment, n.e.c.</b> .....	<b>14 533</b>	<b>1 016</b>	<b>956</b>
Less than 50 miles .....	5 731	153	3
50 to 99 miles .....	1 068	31	3
100 to 249 miles .....	1 528	134	31
250 to 499 miles .....	1 015	S	S
500 to 749 miles .....	914	S	S
750 to 999 miles .....	691	43	45
1,000 to 1,499 miles .....	1 742	177	277
1,500 to 1,999 miles .....	190	S	S
2,000 miles or more .....	1 654	S	S
<b>SCTG 38, Precision instruments and apparatus</b> .....	<b>39 348</b>	<b>578</b>	<b>440</b>
Less than 50 miles .....	8 621	122	3
50 to 99 miles .....	2 373	51	5
100 to 249 miles .....	4 613	72	16
250 to 499 miles .....	5 294	75	33
500 to 749 miles .....	4 661	102	77
750 to 999 miles .....	2 711	30	30
1,000 to 1,499 miles .....	4 110	40	56
1,500 to 1,999 miles .....	2 219	26	51
2,000 miles or more .....	4 746	60	167
<b>SCTG 39, Furniture, mattresses and mattress supports, lamps, lighting fittings, and illuminated signs</b> .....	<b>12 310</b>	<b>1 983</b>	<b>871</b>
Less than 50 miles .....	4 174	655	16
50 to 99 miles .....	1 388	247	23
100 to 249 miles .....	2 420	438	85
250 to 499 miles .....	1 343	194	87
500 to 749 miles .....	593	109	83
750 to 999 miles .....	873	130	135
1,000 to 1,499 miles .....	679	88	122
1,500 to 1,999 miles .....	240	31	58
2,000 miles or more .....	600	92	261
<b>SCTG 40, Miscellaneous manufactured products</b> .....	<b>90 809</b>	<b>S</b>	<b>6 506</b>
Less than 50 miles .....	23 104	S	153
50 to 99 miles .....	7 759	1 846	167
100 to 249 miles .....	13 629	2 197	440
250 to 499 miles .....	10 879	1 109	497
500 to 749 miles .....	9 214	960	717
750 to 999 miles .....	6 295	603	613
1,000 to 1,499 miles .....	7 909	620	872
1,500 to 1,999 miles .....	3 371	S	S
2,000 miles or more .....	8 650	527	1 472

See footnotes at end of table.

**Table 8. Shipment Characteristics by Two-Digit Commodity and Distance Shipped for the Region: 1997—Con.**

[For explanation of terms and meaning of abbreviations and symbols, see introductory text. Detail may not add to total because of rounding]

SCTG code, description, and distance shipped (based on Great Circle Distance)	Value (million dollars)	Tons (thousands)	Ton-miles (millions)
<b>SCTG 41, Waste and scrap</b> .....	<b>6 651</b>	<b>28 621</b>	<b>7 715</b>
Less than 50 miles .....	2 145	13 257	392
50 to 99 miles .....	631	3 099	288
100 to 249 miles .....	1 397	6 135	1 399
250 to 499 miles .....	994	2 815	1 251
500 to 749 miles .....	593	S	S
750 to 999 miles .....	485	999	S
1,000 to 1,499 miles .....	203	289	458
1,500 to 1,999 miles .....	S	S	S
2,000 miles or more .....	S	57	169
<b>SCTG 43, Mixed freight</b> .....	<b>28 792</b>	<b>13 586</b>	<b>1 767</b>
Less than 50 miles .....	14 970	7 856	230
50 to 99 miles .....	5 753	2 882	262
100 to 249 miles .....	4 296	1 834	334
250 to 499 miles .....	1 079	461	190
500 to 749 miles .....	694	221	168
750 to 999 miles .....	S	73	76
1,000 to 1,499 miles .....	382	140	195
1,500 to 1,999 miles .....	40	14	29
2,000 miles or more .....	S	105	282
<b>Commodity unknown</b> .....	<b>6 033</b>	<b>2 649</b>	<b>1 182</b>
Less than 50 miles .....	2 268	1 348	42
50 to 99 miles .....	344	205	18
100 to 249 miles .....	957	272	62
250 to 499 miles .....	524	158	68
500 to 749 miles .....	496	146	113
750 to 999 miles .....	426	107	112
1,000 to 1,499 miles .....	393	S	S
1,500 to 1,999 miles .....	209	26	52
2,000 miles or more .....	417	S	S

— Represents data cell equal to zero or less than 1 unit of measure.

D Denotes figures withheld to avoid disclosing data for individual companies.

S Data do not meet publication standards because of high sampling variability or other reasons. Some unpublished estimates can be derived from other data published in this table. However, figures obtained in this manner are subject to these same limitations.

Note: Data exclude shipments of SCTG 16, Crude Petroleum. See the section "Industry Coverage" for additional information.

**Table 9. Shipment Characteristics by Two-Digit Commodity and Shipment Size for the Region: 1997**

[For explanation of terms and meaning of abbreviations and symbols, see introductory text. Detail may not add to total because of rounding]

SCTG code, description, and shipment size	Value (million dollars)	Tons (thousands)	Ton-miles (millions)
<b>All commodities</b> .....	<b>1 181 747</b>	<b>1 309 423</b>	<b>195 036</b>
Less than 50 lb .....	215 424	4 851	2 075
50 to 99 lb .....	56 967	2 875	905
100 to 499 lb .....	174 140	15 605	3 905
500 to 749 lb .....	45 480	7 032	1 537
750 to 999 lb .....	37 328	6 128	1 555
1,000 to 9,999 lb .....	274 495	91 481	19 482
10,000 to 49,999 lb .....	302 384	589 876	87 449
50,000 to 99,999 lb .....	33 270	252 790	16 901
100,000 lb or more .....	42 260	338 784	61 227
<b>SCTG 01, Live animals and live fish</b> .....	<b>202</b>	<b>165</b>	<b>79</b>
Less than 50 lb .....	S	S	S
50 to 99 lb .....	S	S	S
100 to 499 lb .....	S	S	—
500 to 749 lb .....	S	S	—
750 to 999 lb .....	3	S	S
1,000 to 9,999 lb .....	32	S	S
10,000 to 49,999 lb .....	48	47	27
50,000 to 99,999 lb .....	26	30	22
100,000 lb or more .....	23	27	23
<b>SCTG 02, Cereal grains</b> .....	<b>723</b>	<b>2 273</b>	<b>274</b>
Less than 50 lb .....	—	—	S
50 to 99 lb .....	S	—	—
100 to 499 lb .....	S	S	—
500 to 749 lb .....	S	S	S
750 to 999 lb .....	S	S	S
1,000 to 9,999 lb .....	35	S	S
10,000 to 49,999 lb .....	517	920	162
50,000 to 99,999 lb .....	124	1 023	38
100,000 lb or more .....	28	213	S
<b>SCTG 03, Other agricultural products</b> .....	<b>9 958</b>	<b>14 124</b>	<b>1 717</b>
Less than 50 lb .....	245	29	5
50 to 99 lb .....	150	46	S
100 to 499 lb .....	933	454	19
500 to 749 lb .....	426	292	15
750 to 999 lb .....	324	204	10
1,000 to 9,999 lb .....	3 168	3 353	234
10,000 to 49,999 lb .....	3 639	5 454	887
50,000 to 99,999 lb .....	696	3 620	480
100,000 lb or more .....	S	S	S
<b>SCTG 04, Animal feed and products of animal origin, n.e.c.</b> .....	<b>4 538</b>	<b>12 226</b>	<b>1 464</b>
Less than 50 lb .....	66	7	3
50 to 99 lb .....	S	8	S
100 to 499 lb .....	135	84	5
500 to 749 lb .....	65	61	S
750 to 999 lb .....	S	S	S
1,000 to 9,999 lb .....	1 208	2 526	145
10,000 to 49,999 lb .....	2 484	8 025	1 020
50,000 to 99,999 lb .....	295	919	127
100,000 lb or more .....	219	549	155
<b>SCTG 05, Meat, fish, seafood, and their preparations</b> .....	<b>20 641</b>	<b>7 222</b>	<b>2 227</b>
Less than 50 lb .....	389	40	S
50 to 99 lb .....	499	75	3
100 to 499 lb .....	2 574	603	42
500 to 749 lb .....	1 086	304	31
750 to 999 lb .....	769	237	22
1,000 to 9,999 lb .....	7 774	2 735	576
10,000 to 49,999 lb .....	6 804	2 932	1 518
50,000 to 99,999 lb .....	S	S	16
100,000 lb or more .....	440	142	S
<b>SCTG 06, Milled grain products and preparations, and bakery products</b> .....	<b>19 823</b>	<b>13 987</b>	<b>4 399</b>
Less than 50 lb .....	639	187	7
50 to 99 lb .....	372	135	6
100 to 499 lb .....	1 324	566	41
500 to 749 lb .....	556	265	20
750 to 999 lb .....	477	270	21
1,000 to 9,999 lb .....	5 139	3 210	488
10,000 to 49,999 lb .....	10 207	7 775	3 255
50,000 to 99,999 lb .....	651	1 097	143
100,000 lb or more .....	457	483	S
<b>SCTG 07, Other prepared foodstuffs and fats and oils</b> .....	<b>66 507</b>	<b>61 834</b>	<b>12 988</b>
Less than 50 lb .....	1 238	141	15
50 to 99 lb .....	887	203	11
100 to 499 lb .....	4 023	1 981	133
500 to 749 lb .....	1 865	977	99
750 to 999 lb .....	1 335	763	84
1,000 to 9,999 lb .....	16 748	12 003	1 478
10,000 to 49,999 lb .....	39 004	42 238	10 697
50,000 to 99,999 lb .....	1 096	2 082	279
100,000 lb or more .....	310	S	192

See footnotes at end of table.

**Table 9. Shipment Characteristics by Two-Digit Commodity and Shipment Size for the Region: 1997—Con.**

[For explanation of terms and meaning of abbreviations and symbols, see introductory text. Detail may not add to total because of rounding]

SCTG code, description, and shipment size	Value (million dollars)	Tons (thousands)	Ton-miles (millions)
<b>SCTG 08, Alcoholic beverages</b> .....	<b>15 219</b>	<b>14 409</b>	<b>3 574</b>
Less than 50 lb .....	495	50	S
50 to 99 lb .....	308	60	2
100 to 499 lb .....	1 894	985	22
500 to 749 lb .....	820	600	12
750 to 999 lb .....	609	472	10
1,000 to 9,999 lb .....	4 196	3 663	104
10,000 to 49,999 lb .....	6 542	8 160	3 144
50,000 to 99,999 lb .....	236	291	93
100,000 lb or more .....	S	S	S
<b>SCTG 09, Tobacco products</b> .....	<b>7 509</b>	<b>399</b>	<b>54</b>
Less than 50 lb .....	1 098	20	2
50 to 99 lb .....	919	25	2
100 to 499 lb .....	2 514	93	10
500 to 749 lb .....	601	31	5
750 to 999 lb .....	290	17	3
1,000 to 9,999 lb .....	1 804	155	21
10,000 to 49,999 lb .....	272	53	S
50,000 to 99,999 lb .....	—	—	—
100,000 lb or more .....	S	S	S
<b>SCTG 10, Monumental or building stone</b> .....	<b>766</b>	<b>4 183</b>	<b>438</b>
Less than 50 lb .....	S	S	S
50 to 99 lb .....	—	—	S
100 to 499 lb .....	9	5	—
500 to 749 lb .....	8	5	1
750 to 999 lb .....	S	S	1
1,000 to 9,999 lb .....	S	S	17
10,000 to 49,999 lb .....	337	2 759	357
50,000 to 99,999 lb .....	S	S	S
100,000 lb or more .....	S	S	S
<b>SCTG 11, Natural sands</b> .....	<b>966</b>	<b>64 111</b>	<b>2 776</b>
Less than 50 lb .....	S	S	S
50 to 99 lb .....	S	S	S
100 to 499 lb .....	9	5	1
500 to 749 lb .....	3	5	1
750 to 999 lb .....	S	6	S
1,000 to 9,999 lb .....	51	638	S
10,000 to 49,999 lb .....	S	22 345	943
50,000 to 99,999 lb .....	164	23 986	977
100,000 lb or more .....	129	17 126	808
<b>SCTG 12, Gravel and crushed stone</b> .....	<b>1 957</b>	<b>266 702</b>	<b>7 391</b>
Less than 50 lb .....	S	S	S
50 to 99 lb .....	S	S	S
100 to 499 lb .....	S	5	S
500 to 749 lb .....	S	5	S
750 to 999 lb .....	—	5	S
1,000 to 9,999 lb .....	24	1 807	29
10,000 to 49,999 lb .....	1 057	151 337	4 574
50,000 to 99,999 lb .....	445	57 922	1 615
100,000 lb or more .....	429	55 620	1 173
<b>SCTG 13, Nonmetallic minerals n.e.c.</b> .....	<b>1 408</b>	<b>43 016</b>	<b>3 153</b>
Less than 50 lb .....	5	1	—
50 to 99 lb .....	S	2	—
100 to 499 lb .....	34	17	4
500 to 749 lb .....	S	S	1
750 to 999 lb .....	37	S	S
1,000 to 9,999 lb .....	209	536	53
10,000 to 49,999 lb .....	820	17 488	1 527
50,000 to 99,999 lb .....	134	10 655	784
100,000 lb or more .....	91	14 263	779
<b>SCTG 14, Metallic ores and concentrates</b> .....	<b>984</b>	<b>2 150</b>	<b>S</b>
Less than 50 lb .....	S	S	S
50 to 99 lb .....	S	S	S
100 to 499 lb .....	S	S	S
500 to 749 lb .....	9	2	S
750 to 999 lb .....	S	S	S
1,000 to 9,999 lb .....	S	68	S
10,000 to 49,999 lb .....	493	741	S
50,000 to 99,999 lb .....	116	1 065	S
100,000 lb or more .....	89	261	112
<b>SCTG 15, Coal</b> .....	<b>3 241</b>	<b>111 118</b>	<b>21 262</b>
Less than 50 lb .....	S	S	S
50 to 99 lb .....	S	S	S
100 to 499 lb .....	S	S	S
500 to 749 lb .....	S	1	S
750 to 999 lb .....	—	1	S
1,000 to 9,999 lb .....	43	317	6
10,000 to 49,999 lb .....	1 060	23 045	1 297
50,000 to 99,999 lb .....	184	6 726	388
100,000 lb or more .....	1 954	81 028	19 571

See footnotes at end of table.

**Table 9. Shipment Characteristics by Two-Digit Commodity and Shipment Size for the Region: 1997—Con.**

[For explanation of terms and meaning of abbreviations and symbols, see introductory text. Detail may not add to total because of rounding]

SCTG code, description, and shipment size	Value (million dollars)	Tons (thousands)	Ton-miles (millions)
<b>SCTG 17, Gasoline and aviation turbine fuel</b> .....	<b>21 424</b>	<b>82 472</b>	<b>S</b>
Less than 50 lb .....	S	S	S
50 to 99 lb .....	S	S	S
100 to 499 lb .....	S	S	—
500 to 749 lb .....	S	S	S
750 to 999 lb .....	13	19	—
1,000 to 9,999 lb .....	797	1 594	57
10,000 to 49,999 lb .....	3 476	12 603	507
50,000 to 99,999 lb .....	10 738	38 050	1 448
100,000 lb or more .....	6 365	30 122	S
<b>SCTG 18, Fuel oils</b> .....	<b>13 200</b>	<b>68 533</b>	<b>3 279</b>
Less than 50 lb .....	S	1	S
50 to 99 lb .....	S	S	S
100 to 499 lb .....	S	151	S
500 to 749 lb .....	99	310	5
750 to 999 lb .....	157	505	7
1,000 to 9,999 lb .....	1 704	5 492	118
10,000 to 49,999 lb .....	3 433	18 159	827
50,000 to 99,999 lb .....	4 181	24 010	1 196
100,000 lb or more .....	3 544	19 898	1 123
<b>SCTG 19, Coal and petroleum products, n.e.c.</b> .....	<b>9 015</b>	<b>94 605</b>	<b>3 824</b>
Less than 50 lb .....	38	11	1
50 to 99 lb .....	S	15	S
100 to 499 lb .....	231	161	11
500 to 749 lb .....	97	87	5
750 to 999 lb .....	96	118	6
1,000 to 9,999 lb .....	819	1 840	81
10,000 to 49,999 lb .....	3 898	56 283	1 669
50,000 to 99,999 lb .....	947	15 917	464
100,000 lb or more .....	2 812	20 175	1 580
<b>SCTG 20, Basic chemicals</b> .....	<b>18 978</b>	<b>17 568</b>	<b>6 345</b>
Less than 50 lb .....	1 386	31	13
50 to 99 lb .....	501	38	8
100 to 499 lb .....	1 514	287	51
500 to 749 lb .....	409	178	26
750 to 999 lb .....	290	98	21
1,000 to 9,999 lb .....	6 132	2 624	487
10,000 to 49,999 lb .....	6 889	8 760	2 485
50,000 to 99,999 lb .....	213	459	78
100,000 lb or more .....	1 645	5 093	3 176
<b>SCTG 21, Pharmaceutical products</b> .....	<b>70 647</b>	<b>1 966</b>	<b>828</b>
Less than 50 lb .....	27 299	207	117
50 to 99 lb .....	6 643	90	43
100 to 499 lb .....	14 793	247	100
500 to 749 lb .....	2 601	65	31
750 to 999 lb .....	3 973	41	20
1,000 to 9,999 lb .....	8 003	336	161
10,000 to 49,999 lb .....	7 271	895	301
50,000 to 99,999 lb .....	S	S	S
100,000 lb or more .....	S	S	S
<b>SCTG 22, Fertilizers</b> .....	<b>976</b>	<b>3 646</b>	<b>456</b>
Less than 50 lb .....	S	1	S
50 to 99 lb .....	3	S	S
100 to 499 lb .....	11	9	S
500 to 749 lb .....	22	17	2
750 to 999 lb .....	8	6	S
1,000 to 9,999 lb .....	309	624	58
10,000 to 49,999 lb .....	595	2 775	S
50,000 to 99,999 lb .....	16	163	S
100,000 lb or more .....	S	S	S
<b>SCTG 23, Chemical products and preparations, n.e.c.</b> .....	<b>45 205</b>	<b>9 790</b>	<b>4 951</b>
Less than 50 lb .....	4 437	121	49
50 to 99 lb .....	1 705	87	32
100 to 499 lb .....	7 384	485	159
500 to 749 lb .....	2 352	214	75
750 to 999 lb .....	1 870	203	89
1,000 to 9,999 lb .....	15 700	2 115	1 022
10,000 to 49,999 lb .....	10 634	5 404	2 630
50,000 to 99,999 lb .....	248	176	103
100,000 lb or more .....	874	984	792
<b>SCTG 24, Plastics and rubber</b> .....	<b>50 718</b>	<b>31 279</b>	<b>11 725</b>
Less than 50 lb .....	4 356	170	66
50 to 99 lb .....	1 704	147	55
100 to 499 lb .....	6 669	956	289
500 to 749 lb .....	2 095	398	138
750 to 999 lb .....	1 405	292	100
1,000 to 9,999 lb .....	18 020	5 404	2 141
10,000 to 49,999 lb .....	14 451	7 632	4 867
50,000 to 99,999 lb .....	409	699	187
100,000 lb or more .....	1 610	15 582	3 883

See footnotes at end of table.

**Table 9. Shipment Characteristics by Two-Digit Commodity and Shipment Size for the Region: 1997—Con.**

[For explanation of terms and meaning of abbreviations and symbols, see introductory text. Detail may not add to total because of rounding]

SCTG code, description, and shipment size	Value (million dollars)	Tons (thousands)	Ton-miles (millions)
<b>SCTG 25, Logs and other wood in the rough</b> .....	<b>1 082</b>	<b>22 862</b>	<b>S</b>
Less than 50 lb .....	S	—	S
50 to 99 lb .....	S	S	S
100 to 499 lb .....	S	S	S
500 to 749 lb .....	1	S	—
750 to 999 lb .....	1	S	S
1,000 to 9,999 lb .....	S	156	13
10,000 to 49,999 lb .....	382	3 493	260
50,000 to 99,999 lb .....	S	17 490	S
100,000 lb or more .....	49	1 714	S
<b>SCTG 26, Wood products</b> .....	<b>13 545</b>	<b>29 227</b>	<b>5 141</b>
Less than 50 lb .....	511	34	11
50 to 99 lb .....	286	40	8
100 to 499 lb .....	1 433	235	42
500 to 749 lb .....	499	126	20
750 to 999 lb .....	378	106	17
1,000 to 9,999 lb .....	3 884	2 441	261
10,000 to 49,999 lb .....	5 217	15 649	2 591
50,000 to 99,999 lb .....	880	8 460	766
100,000 lb or more .....	458	2 136	1 424
<b>SCTG 27, Pulp, newsprint, paper, and paperboard</b> .....	<b>21 621</b>	<b>21 662</b>	<b>11 462</b>
Less than 50 lb .....	292	46	4
50 to 99 lb .....	186	42	4
100 to 499 lb .....	926	337	30
500 to 749 lb .....	361	158	15
750 to 999 lb .....	345	173	22
1,000 to 9,999 lb .....	3 786	2 267	510
10,000 to 49,999 lb .....	13 402	14 611	7 435
50,000 to 99,999 lb .....	348	915	213
100,000 lb or more .....	1 977	3 114	3 230
<b>SCTG 28, Paper or paperboard articles</b> .....	<b>20 358</b>	<b>11 927</b>	<b>3 177</b>
Less than 50 lb .....	1 158	86	30
50 to 99 lb .....	505	81	13
100 to 499 lb .....	2 078	537	75
500 to 749 lb .....	716	264	34
750 to 999 lb .....	530	205	26
1,000 to 9,999 lb .....	5 624	3 146	762
10,000 to 49,999 lb .....	9 541	6 880	2 035
50,000 to 99,999 lb .....	29	216	34
100,000 lb or more .....	S	512	S
<b>SCTG 29, Printed products</b> .....	<b>95 381</b>	<b>18 067</b>	<b>5 381</b>
Less than 50 lb .....	16 192	1 355	357
50 to 99 lb .....	4 328	528	131
100 to 499 lb .....	20 342	1 880	S
500 to 749 lb .....	3 953	457	S
750 to 999 lb .....	S	555	S
1,000 to 9,999 lb .....	S	5 234	1 562
10,000 to 49,999 lb .....	9 505	5 499	1 811
50,000 to 99,999 lb .....	S	S	S
100,000 lb or more .....	S	1 066	108
<b>SCTG 30, Textiles, leather, and articles of textiles or leather</b> .....	<b>67 955</b>	<b>4 788</b>	<b>3 010</b>
Less than 50 lb .....	16 021	394	355
50 to 99 lb .....	4 101	176	140
100 to 499 lb .....	11 818	638	405
500 to 749 lb .....	3 630	245	115
750 to 999 lb .....	2 685	158	87
1,000 to 9,999 lb .....	20 352	1 673	1 077
10,000 to 49,999 lb .....	9 012	1 385	772
50,000 to 99,999 lb .....	144	S	S
100,000 lb or more .....	192	72	24
<b>SCTG 31, Nonmetallic mineral products</b> .....	<b>19 698</b>	<b>114 276</b>	<b>10 139</b>
Less than 50 lb .....	1 404	58	55
50 to 99 lb .....	377	48	16
100 to 499 lb .....	1 447	293	74
500 to 749 lb .....	401	128	24
750 to 999 lb .....	370	128	32
1,000 to 9,999 lb .....	4 012	4 477	786
10,000 to 49,999 lb .....	9 449	61 218	5 869
50,000 to 99,999 lb .....	1 545	26 251	2 032
100,000 lb or more .....	692	S	1 250
<b>SCTG 32, Base metal in primary or semifinished forms and in finished basic shapes</b> .....	<b>54 020</b>	<b>40 772</b>	<b>18 656</b>
Less than 50 lb .....	1 420	59	19
50 to 99 lb .....	854	68	15
100 to 499 lb .....	3 617	490	101
500 to 749 lb .....	1 087	202	40
750 to 999 lb .....	1 071	244	S
1,000 to 9,999 lb .....	10 114	3 930	1 204
10,000 to 49,999 lb .....	28 008	23 485	8 866
50,000 to 99,999 lb .....	2 028	3 144	1 123
100,000 lb or more .....	5 821	9 150	7 150

See footnotes at end of table.

**Table 9. Shipment Characteristics by Two-Digit Commodity and Shipment Size for the Region: 1997—Con.**

[For explanation of terms and meaning of abbreviations and symbols, see introductory text. Detail may not add to total because of rounding]

SCTG code, description, and shipment size	Value (million dollars)	Tons (thousands)	Ton-miles (millions)
<b>SCTG 33, Articles of base metal</b> .....	<b>36 599</b>	<b>15 208</b>	<b>5 867</b>
Less than 50 lb .....	6 565	195	97
50 to 99 lb .....	2 037	133	44
100 to 499 lb .....	5 583	624	214
500 to 749 lb .....	1 317	211	87
750 to 999 lb .....	1 234	203	69
1,000 to 9,999 lb .....	9 338	3 257	1 314
10,000 to 49,999 lb .....	9 280	8 154	2 578
50,000 to 99,999 lb .....	402	631	336
100,000 lb or more .....	843	1 800	1 127
<b>SCTG 34, Machinery</b> .....	<b>63 823</b>	<b>5 365</b>	<b>2 315</b>
Less than 50 lb .....	10 337	162	51
50 to 99 lb .....	3 662	100	33
100 to 499 lb .....	10 268	438	156
500 to 749 lb .....	3 480	193	95
750 to 999 lb .....	2 083	132	52
1,000 to 9,999 lb .....	14 933	1 277	615
10,000 to 49,999 lb .....	15 969	2 355	1 110
50,000 to 99,999 lb .....	1 770	456	105
100,000 lb or more .....	1 323	252	98
<b>SCTG 35, Electronic and other electrical equipment and components and office equipment</b> .....	<b>156 283</b>	<b>5 316</b>	<b>3 552</b>
Less than 50 lb .....	51 966	347	192
50 to 99 lb .....	12 960	183	89
100 to 499 lb .....	35 935	702	377
500 to 749 lb .....	8 972	257	117
750 to 999 lb .....	4 895	143	81
1,000 to 9,999 lb .....	26 733	1 522	1 058
10,000 to 49,999 lb .....	14 557	2 089	1 575
50,000 to 99,999 lb .....	S	56	S
100,000 lb or more .....	S	S	S
<b>SCTG 36, Motorized and other vehicles (including parts)</b> .....	<b>48 300</b>	<b>6 999</b>	<b>2 596</b>
Less than 50 lb .....	5 474	283	61
50 to 99 lb .....	1 911	158	33
100 to 499 lb .....	5 603	427	134
500 to 749 lb .....	1 595	151	36
750 to 999 lb .....	1 242	114	39
1,000 to 9,999 lb .....	15 928	2 227	517
10,000 to 49,999 lb .....	12 417	2 928	1 368
50,000 to 99,999 lb .....	1 850	338	199
100,000 lb or more .....	S	373	208
<b>SCTG 37, Transportation equipment, n.e.c.</b> .....	<b>14 533</b>	<b>1 016</b>	<b>956</b>
Less than 50 lb .....	4 793	10	9
50 to 99 lb .....	1 223	5	4
100 to 499 lb .....	2 527	21	19
500 to 749 lb .....	267	8	6
750 to 999 lb .....	483	5	3
1,000 to 9,999 lb .....	731	93	73
10,000 to 49,999 lb .....	881	519	S
50,000 to 99,999 lb .....	346	121	125
100,000 lb or more .....	3 282	233	236
<b>SCTG 38, Precision instruments and apparatus</b> .....	<b>39 348</b>	<b>578</b>	<b>440</b>
Less than 50 lb .....	19 354	110	82
50 to 99 lb .....	4 234	35	28
100 to 499 lb .....	8 421	137	104
500 to 749 lb .....	1 377	32	18
750 to 999 lb .....	944	21	11
1,000 to 9,999 lb .....	3 986	131	118
10,000 to 49,999 lb .....	1 032	112	79
50,000 to 99,999 lb .....	—	—	—
100,000 lb or more .....	—	—	—
<b>SCTG 39, Furniture, mattresses and mattress supports, lamps, lighting fittings, and illuminated signs</b> .....	<b>12 310</b>	<b>1 983</b>	<b>871</b>
Less than 50 lb .....	627	37	22
50 to 99 lb .....	402	35	15
100 to 499 lb .....	2 550	295	120
500 to 749 lb .....	899	129	62
750 to 999 lb .....	543	81	21
1,000 to 9,999 lb .....	4 729	803	347
10,000 to 49,999 lb .....	2 498	567	276
50,000 to 99,999 lb .....	49	23	S
100,000 lb or more .....	S	S	S
<b>SCTG 40, Miscellaneous manufactured products</b> .....	<b>90 809</b>	<b>S</b>	<b>6 506</b>
Less than 50 lb .....	35 685	537	421
50 to 99 lb .....	5 195	201	143
100 to 499 lb .....	13 716	774	472
500 to 749 lb .....	2 868	269	154
750 to 999 lb .....	1 939	192	110
1,000 to 9,999 lb .....	14 784	2 644	1 313
10,000 to 49,999 lb .....	15 226	7 327	2 202
50,000 to 99,999 lb .....	536	901	S
100,000 lb or more .....	861	S	S

See footnotes at end of table.



Table 9. **Shipment Characteristics by Two-Digit Commodity and Shipment Size for the Region: 1997—Con.**

[For explanation of terms and meaning of abbreviations and symbols, see introductory text. Detail may not add to total because of rounding]

SCTG code, description, and shipment size	Value (million dollars)	Tons (thousands)	Ton-miles (millions)
<b>SCTG 41, Waste and scrap</b> .....	<b>6 651</b>	<b>28 621</b>	<b>7 715</b>
Less than 50 lb .....	S	S	S
50 to 99 lb .....	S	S	S
100 to 499 lb .....	S	4	1
500 to 749 lb .....	S	S	S
750 to 999 lb .....	6	S	—
1,000 to 9,999 lb .....	331	381	25
10,000 to 49,999 lb .....	4 461	18 187	2 781
50,000 to 99,999 lb .....	440	2 020	410
100,000 lb or more .....	1 353	8 016	4 496
<b>SCTG 43, Mixed freight</b> .....	<b>28 792</b>	<b>13 586</b>	<b>1 767</b>
Less than 50 lb .....	1 128	89	15
50 to 99 lb .....	559	68	10
100 to 499 lb .....	2 078	562	61
500 to 749 lb .....	719	285	20
750 to 999 lb .....	843	289	24
1,000 to 9,999 lb .....	7 646	3 726	449
10,000 to 49,999 lb .....	15 438	8 256	1 130
50,000 to 99,999 lb .....	S	74	S
100,000 lb or more .....	S	S	S
<b>Commodity unknown</b> .....	<b>6 033</b>	<b>2 649</b>	<b>1 182</b>
Less than 50 lb .....	728	13	9
50 to 99 lb .....	283	10	5
100 to 499 lb .....	1 528	61	23
500 to 749 lb .....	118	26	3
750 to 999 lb .....	88	31	4
1,000 to 9,999 lb .....	1 521	582	125
10,000 to 49,999 lb .....	1 574	1 327	674
50,000 to 99,999 lb .....	31	110	7
100,000 lb or more .....	S	S	S

— Represents data cell equal to zero or less than 1 unit of measure.

D Denotes figures withheld to avoid disclosing data for individual companies.

S Data do not meet publication standards because of high sampling variability or other reasons. Some unpublished estimates can be derived from other data published in this table. However, figures obtained in this manner are subject to these same limitations.

Note: Data exclude shipments of SCTG 16, Crude Petroleum. See the section "Industry Coverage" for additional information.

**Table 10. Shipment Characteristics by Two-Digit Commodity and Shipment Size by Distance Shipped for the Region: 1997**

[For explanation of terms and meaning of abbreviations and symbols, see introductory text. Detail may not add to total because of rounding]

SCTG code, description, shipment size, and distance shipped	Total, all mileages				Less than 50 miles <sup>1</sup>			50 to 99 miles <sup>1</sup>		
	Value (million dollars)	Tons (thousands)	Ton-miles (millions)	Average miles per shipment	Value (million dollars)	Tons (thousands)	Ton-miles (millions)	Value (million dollars)	Tons (thousands)	Ton-miles (millions)
<b>All commodities</b> .....	<b>1 181 747</b>	<b>1 309 423</b>	<b>195 036</b>	<b>469</b>	<b>382 821</b>	<b>902 519</b>	<b>17 780</b>	<b>126 193</b>	<b>132 433</b>	<b>12 515</b>
Less than 50 lb .....	215 424	4 851	2 075	546	58 628	2 621	49	19 853	296	28
50 to 99 lb .....	56 967	2 875	905	315	20 161	1 786	35	4 672	217	20
100 to 499 lb .....	174 140	15 605	3 905	259	60 005	10 035	203	17 716	1 501	141
500 to 749 lb .....	45 480	7 032	1 537	216	16 816	4 653	95	3 510	702	64
750 to 999 lb .....	37 328	6 128	1 555	250	11 519	3 879	80	3 051	631	58
1,000 to 9,999 lb .....	274 495	91 481	19 482	213	90 793	54 878	1 203	33 644	11 888	1 101
10,000 to 49,999 lb .....	302 384	589 876	87 449	158	85 453	402 709	8 669	37 315	57 525	5 314
50,000 to 99,999 lb .....	33 270	252 790	16 901	65	20 470	197 689	4 512	4 135	32 781	3 008
100,000 lb or more .....	42 260	338 784	61 227	185	18 976	224 269	2 935	2 296	26 892	2 781
<b>SCTG 01, Live animals and live fish</b> .....	<b>202</b>	<b>165</b>	<b>79</b>	<b>S</b>	<b>S</b>	<b>S</b>	<b>S</b>	<b>S</b>	<b>6</b>	<b>1</b>
Less than 50 lb .....	S	S	S	S	S	S	S	S	S	S
50 to 99 lb .....	S	S	S	S	S	S	S	S	S	S
100 to 499 lb .....	S	S	S	S	S	S	S	S	S	S
500 to 749 lb .....	S	S	S	S	S	S	S	S	S	S
750 to 999 lb .....	3	S	S	141	S	S	S	S	S	S
1,000 to 9,999 lb .....	32	S	S	178	S	S	S	S	S	S
10,000 to 49,999 lb .....	48	47	27	412	S	S	S	S	S	S
50,000 to 99,999 lb .....	26	30	22	713	S	S	S	S	S	S
100,000 lb or more .....	23	27	23	715	S	S	S	S	S	S
<b>SCTG 02, Cereal grains</b> ....	<b>723</b>	<b>2 273</b>	<b>274</b>	<b>S</b>	<b>332</b>	<b>1 783</b>	<b>40</b>	<b>28</b>	<b>185</b>	<b>17</b>
Less than 50 lb .....	-	-	S	S	-	S	S	-	-	-
50 to 99 lb .....	S	S	-	39	S	S	S	S	S	S
100 to 499 lb .....	S	S	-	S	S	S	S	S	S	S
500 to 749 lb .....	S	S	S	45	S	S	S	S	S	S
750 to 999 lb .....	S	S	S	S	S	S	S	S	S	S
1,000 to 9,999 lb .....	35	S	S	S	24	S	S	S	3	-
10,000 to 49,999 lb .....	517	920	162	217	181	674	10	7	58	4
50,000 to 99,999 lb .....	124	1 023	38	37	107	949	27	5	44	4
100,000 lb or more .....	28	213	S	285	S	S	S	S	S	S
<b>SCTG 03, Other agricultural products</b> .....	<b>9 958</b>	<b>14 124</b>	<b>1 717</b>	<b>131</b>	<b>6 362</b>	<b>8 038</b>	<b>234</b>	<b>S</b>	<b>2 809</b>	<b>248</b>
Less than 50 lb .....	245	29	5	332	145	23	-	28	2	-
50 to 99 lb .....	150	46	S	S	108	39	1	17	3	-
100 to 499 lb .....	933	454	19	S	750	403	6	S	28	2
500 to 749 lb .....	426	292	15	49	289	223	3	S	S	S
750 to 999 lb .....	324	204	10	51	273	181	3	15	10	1
1,000 to 9,999 lb .....	3 168	3 353	234	66	2 150	2 401	56	S	S	S
10,000 to 49,999 lb .....	3 639	5 454	887	135	2 090	2 881	96	S	S	S
50,000 to 99,999 lb .....	696	3 620	480	134	227	1 403	50	S	S	S
100,000 lb or more .....	S	S	S	104	S	S	S	S	S	S
<b>SCTG 04, Animal feed and products of animal origin, n.e.c.</b> .....	<b>4 538</b>	<b>12 226</b>	<b>1 464</b>	<b>170</b>	<b>2 121</b>	<b>8 113</b>	<b>218</b>	<b>534</b>	<b>1 861</b>	<b>180</b>
Less than 50 lb .....	66	7	3	544	S	S	S	S	S	S
50 to 99 lb .....	S	8	S	S	9	7	-	S	-	S
100 to 499 lb .....	135	84	5	S	87	74	1	S	S	S
500 to 749 lb .....	65	61	S	S	35	47	1	S	S	S
750 to 999 lb .....	S	S	S	S	S	S	S	3	3	-
1,000 to 9,999 lb .....	1 208	2 526	145	S	621	2 014	55	162	310	31
10,000 to 49,999 lb .....	2 484	8 025	1 020	86	1 094	4 868	145	328	1 416	134
50,000 to 99,999 lb .....	295	919	127	S	S	S	7	22	124	14
100,000 lb or more .....	219	549	155	S	S	S	S	-	-	-
<b>SCTG 05, Meat, fish, seafood, and their preparations</b> .....	<b>20 641</b>	<b>7 222</b>	<b>2 227</b>	<b>110</b>	<b>9 381</b>	<b>3 212</b>	<b>80</b>	<b>2 833</b>	<b>1 094</b>	<b>102</b>
Less than 50 lb .....	389	40	S	S	327	33	1	29	3	-
50 to 99 lb .....	499	75	3	43	422	66	1	49	6	1
100 to 499 lb .....	2 574	603	42	68	1 913	461	11	383	95	9
500 to 749 lb .....	1 086	304	31	101	783	230	6	122	37	3
750 to 999 lb .....	769	237	22	92	510	164	4	128	44	4
1,000 to 9,999 lb .....	7 774	2 735	576	183	3 546	1 395	33	1 323	514	49
10,000 to 49,999 lb .....	6 804	2 932	1 518	431	1 311	658	22	760	357	33
50,000 to 99,999 lb .....	S	S	16	105	S	S	S	S	S	S
100,000 lb or more .....	440	142	S	S	S	S	S	-	-	-
<b>SCTG 06, Milled grain products and preparations, and bakery products</b> .....	<b>19 823</b>	<b>13 987</b>	<b>4 399</b>	<b>69</b>	<b>7 926</b>	<b>5 407</b>	<b>132</b>	<b>3 497</b>	<b>2 552</b>	<b>241</b>
Less than 50 lb .....	639	187	7	58	554	172	3	36	8	1
50 to 99 lb .....	372	135	6	42	340	125	2	21	6	-
100 to 499 lb .....	1 324	566	41	72	1 019	451	10	140	56	5
500 to 749 lb .....	556	265	20	76	383	174	4	85	45	4
750 to 999 lb .....	477	270	21	79	292	164	3	105	57	6
1,000 to 9,999 lb .....	5 139	3 210	488	122	2 375	1 643	32	1 063	659	64
10,000 to 49,999 lb .....	10 207	7 775	3 255	385	2 377	2 193	62	1 868	1 352	126
50,000 to 99,999 lb .....	651	1 097	143	126	S	S	13	81	325	31
100,000 lb or more .....	457	483	S	575	122	64	3	S	S	S

See footnotes at end of table.

**Table 10. Shipment Characteristics by Two-Digit Commodity and Shipment Size by Distance Shipped for the Region: 1997—Con.**

[For explanation of terms and meaning of abbreviations and symbols, see introductory text. Detail may not add to total because of rounding]

SCTG code, description, shipment size, and distance shipped	Total, all mileages				Less than 50 miles <sup>1</sup>			50 to 99 miles <sup>1</sup>		
	Value (million dollars)	Tons (thousands)	Ton-miles (millions)	Average miles per shipment	Value (million dollars)	Tons (thousands)	Ton-miles (millions)	Value (million dollars)	Tons (thousands)	Ton-miles (millions)
<b>SCTG 07, Other prepared foodstuffs and fats and oils</b>	<b>66 507</b>	<b>61 834</b>	<b>12 988</b>	<b>104</b>	<b>27 788</b>	<b>31 592</b>	<b>792</b>	<b>9 402</b>	<b>9 617</b>	<b>892</b>
Less than 50 lb	1 238	141	15	129	928	117	2	69	7	1
50 to 99 lb	887	203	11	57	678	183	3	S	9	1
100 to 499 lb	4 023	1 981	133	66	2 732	1 697	31	267	119	11
500 to 749 lb	1 865	977	99	99	1 071	757	16	263	95	8
750 to 999 lb	1 335	763	84	109	751	561	13	163	90	8
1,000 to 9,999 lb	16 748	12 003	1 478	123	7 373	7 524	177	2 667	1 946	177
10,000 to 49,999 lb	39 004	42 238	10 697	241	13 573	18 478	477	5 556	6 699	632
50,000 to 99,999 lb	1 096	2 082	279	S	504	987	S	314	S	51
100,000 lb or more	310	S	192	S	177	S	S	S	S	S
<b>SCTG 08, Alcoholic beverages</b>	<b>15 219</b>	<b>14 409</b>	<b>3 574</b>	<b>38</b>	<b>9 870</b>	<b>7 790</b>	<b>157</b>	<b>1 002</b>	<b>1 156</b>	<b>104</b>
Less than 50 lb	495	50	S	59	440	41	1	S	2	—
50 to 99 lb	308	60	2	36	288	53	1	13	2	—
100 to 499 lb	1 894	985	22	23	1 780	947	18	93	34	3
500 to 749 lb	820	600	12	20	791	583	11	27	16	1
750 to 999 lb	609	472	10	20	575	457	8	31	13	1
1,000 to 9,999 lb	4 196	3 663	104	24	3 980	3 519	65	162	107	9
10,000 to 49,999 lb	6 542	8 160	3 144	323	1 927	2 092	51	634	981	90
50,000 to 99,999 lb	236	291	93	281	82	92	S	—	—	—
100,000 lb or more	S	S	S	797	S	S	S	—	—	—
<b>SCTG 09, Tobacco products</b>	<b>7 509</b>	<b>399</b>	<b>54</b>	<b>90</b>	<b>5 576</b>	<b>251</b>	<b>7</b>	<b>916</b>	<b>82</b>	<b>7</b>
Less than 50 lb	1 098	20	2	85	923	18	—	39	1	—
50 to 99 lb	919	25	2	73	822	22	—	47	1	—
100 to 499 lb	2 514	93	10	103	1 970	72	2	292	12	1
500 to 749 lb	601	31	5	151	483	23	1	44	4	—
750 to 999 lb	290	17	3	172	200	11	—	39	3	—
1,000 to 9,999 lb	1 804	155	21	S	1 021	79	2	397	47	4
10,000 to 49,999 lb	272	53	S	S	146	22	1	S	S	22
50,000 to 99,999 lb	—	—	—	—	—	—	—	—	—	—
100,000 lb or more	S	S	S	3	S	S	S	—	—	—
<b>SCTG 10, Monumental or building stone</b>	<b>766</b>	<b>4 183</b>	<b>438</b>	<b>93</b>	<b>S</b>	<b>3 192</b>	<b>86</b>	<b>S</b>	<b>439</b>	<b>42</b>
Less than 50 lb	S	S	S	S	S	S	S	—	—	—
50 to 99 lb	—	—	—	122	S	S	S	S	S	S
100 to 499 lb	9	5	—	S	S	S	S	S	S	S
500 to 749 lb	8	5	1	117	S	S	S	S	S	S
750 to 999 lb	S	S	1	S	S	S	S	S	S	S
1,000 to 9,999 lb	S	S	17	S	S	S	S	S	S	S
10,000 to 49,999 lb	337	2 759	357	132	130	1 944	50	S	355	35
50,000 to 99,999 lb	S	S	S	64	S	S	S	4	S	5
100,000 lb or more	S	S	S	S	S	S	S	—	—	—
<b>SCTG 11, Natural sands</b>	<b>966</b>	<b>64 111</b>	<b>2 776</b>	<b>56</b>	<b>596</b>	<b>55 560</b>	<b>1 251</b>	<b>S</b>	<b>5 058</b>	<b>525</b>
Less than 50 lb	S	S	S	168	S	S	S	S	S	S
50 to 99 lb	S	S	S	S	S	S	S	—	—	—
100 to 499 lb	9	5	1	133	S	2	S	S	S	S
500 to 749 lb	3	5	1	S	S	S	—	S	S	S
750 to 999 lb	S	6	S	70	S	3	—	S	S	S
1,000 to 9,999 lb	51	638	S	91	15	479	7	S	S	S
10,000 to 49,999 lb	S	22 345	943	51	366	19 811	441	S	S	S
50,000 to 99,999 lb	164	23 986	977	42	131	21 555	S	20	1 616	151
100,000 lb or more	129	17 126	808	S	78	13 708	212	S	S	S
<b>SCTG 12, Gravel and crushed stone</b>	<b>1 957</b>	<b>266 702</b>	<b>7 391</b>	<b>28</b>	<b>1 734</b>	<b>247 540</b>	<b>4 675</b>	<b>118</b>	<b>14 016</b>	<b>1 215</b>
Less than 50 lb	S	S	S	S	S	S	S	—	—	—
50 to 99 lb	S	S	S	18	S	S	S	—	—	—
100 to 499 lb	S	S	S	S	S	4	S	S	S	S
500 to 749 lb	S	S	S	37	S	4	S	S	S	S
750 to 999 lb	—	S	S	S	—	4	S	S	S	S
1,000 to 9,999 lb	24	1 807	29	15	22	1 745	16	S	S	S
10,000 to 49,999 lb	1 057	151 337	4 574	28	936	138 808	2 952	64	S	759
50,000 to 99,999 lb	445	57 922	1 615	28	395	53 251	1 114	36	3 831	343
100,000 lb or more	429	55 620	1 173	40	381	53 724	593	17	1 118	109
<b>SCTG 13, Nonmetallic minerals n.e.c.</b>	<b>1 408</b>	<b>43 016</b>	<b>3 153</b>	<b>106</b>	<b>512</b>	<b>31 169</b>	<b>753</b>	<b>152</b>	<b>6 482</b>	<b>582</b>
Less than 50 lb	5	1	—	S	S	—	—	S	S	S
50 to 99 lb	S	2	—	S	S	S	S	S	S	S
100 to 499 lb	34	17	4	210	12	12	—	S	1	—
500 to 749 lb	S	S	1	S	S	S	S	S	S	S
750 to 999 lb	37	S	S	S	S	S	S	S	S	S
1,000 to 9,999 lb	209	536	53	126	60	406	5	9	19	2
10,000 to 49,999 lb	820	17 488	1 527	87	232	13 383	336	93	1 278	129
50,000 to 99,999 lb	134	10 655	784	77	79	6 992	238	26	2 133	S
100,000 lb or more	91	14 263	779	S	S	S	S	S	S	S

See footnotes at end of table.

**Table 10. Shipment Characteristics by Two-Digit Commodity and Shipment Size by Distance Shipped for the Region: 1997—Con.**

[For explanation of terms and meaning of abbreviations and symbols, see introductory text. Detail may not add to total because of rounding]

SCTG code, description, shipment size, and distance shipped	Total, all mileages				Less than 50 miles <sup>1</sup>			50 to 99 miles <sup>1</sup>		
	Value (million dollars)	Tons (thousands)	Ton-miles (millions)	Average miles per shipment	Value (million dollars)	Tons (thousands)	Ton-miles (millions)	Value (million dollars)	Tons (thousands)	Ton-miles (millions)
<b>SCTG 14, Metallic ores and concentrates .....</b>	<b>984</b>	<b>2 150</b>	<b>S</b>	<b>422</b>	<b>218</b>	<b>981</b>	<b>23</b>	<b>88</b>	<b>S</b>	<b>S</b>
Less than 50 lb .....	S	S	S	426	S	S	S	S	S	S
50 to 99 lb .....	S	S	S	392	S	S	S	S	S	S
100 to 499 lb .....	S	S	S	402	S	S	S	S	S	S
500 to 749 lb .....	9	2	S	185	S	S	S	S	S	S
750 to 999 lb .....	S	S	S	497	S	S	S	S	S	S
1,000 to 9,999 lb .....	S	68	S	292	22	S	1	18	S	S
10,000 to 49,999 lb .....	493	741	S	756	95	187	5	60	39	4
50,000 to 99,999 lb .....	116	1 065	S	S	53	718	15	S	S	S
100,000 lb or more .....	89	261	112	437	18	38	2	—	—	—
<b>SCTG 15, Coal .....</b>	<b>3 241</b>	<b>111 118</b>	<b>21 262</b>	<b>52</b>	<b>1 867</b>	<b>59 672</b>	<b>1 107</b>	<b>302</b>	<b>11 943</b>	<b>1 377</b>
Less than 50 lb .....	S	S	S	282	—	—	—	—	—	—
50 to 99 lb .....	S	S	S	259	—	—	—	—	—	—
100 to 499 lb .....	S	S	S	7	S	S	S	—	—	—
500 to 749 lb .....	S	1	S	45	—	—	S	S	S	S
750 to 999 lb .....	—	1	S	19	—	1	S	—	—	—
1,000 to 9,999 lb .....	43	317	6	18	40	292	3	S	S	S
10,000 to 49,999 lb .....	1 060	23 045	1 297	52	862	18 705	405	73	2 065	193
50,000 to 99,999 lb .....	184	6 726	388	S	135	5 376	97	S	531	52
100,000 lb or more .....	1 954	81 028	19 571	S	830	35 297	602	211	9 323	1 130
<b>SCTG 17, Gasoline and aviation turbine fuel .....</b>	<b>21 424</b>	<b>82 472</b>	<b>S</b>	<b>32</b>	<b>18 053</b>	<b>68 529</b>	<b>1 219</b>	<b>1 739</b>	<b>6 653</b>	<b>555</b>
Less than 50 lb .....	S	S	S	17	S	S	S	—	—	—
50 to 99 lb .....	S	S	S	14	S	S	S	S	S	S
100 to 499 lb .....	S	S	—	S	S	S	—	S	S	S
500 to 749 lb .....	S	S	S	S	S	S	S	1	1	—
750 to 999 lb .....	13	19	—	20	11	19	—	S	S	S
1,000 to 9,999 lb .....	797	1 594	57	31	630	1 355	26	66	138	14
10,000 to 49,999 lb .....	3 476	12 603	507	42	2 994	10 511	219	352	1 508	138
50,000 to 99,999 lb .....	10 738	38 050	1 448	39	9 553	33 431	826	960	3 532	277
100,000 lb or more .....	6 365	30 122	S	S	4 829	23 130	S	S	S	S
<b>SCTG 18, Fuel oils .....</b>	<b>13 200</b>	<b>68 533</b>	<b>3 279</b>	<b>24</b>	<b>10 330</b>	<b>51 433</b>	<b>742</b>	<b>1 816</b>	<b>11 087</b>	<b>1 145</b>
Less than 50 lb .....	S	1	S	S	S	S	S	S	S	S
50 to 99 lb .....	S	S	S	21	S	S	S	S	S	S
100 to 499 lb .....	S	151	S	22	S	149	S	1	1	—
500 to 749 lb .....	99	310	5	16	97	307	5	1	3	—
750 to 999 lb .....	157	505	7	15	154	499	7	3	S	S
1,000 to 9,999 lb .....	1 704	5 492	118	18	1 537	5 245	88	105	180	18
10,000 to 49,999 lb .....	3 433	18 159	827	42	2 704	13 621	203	584	3 622	S
50,000 to 99,999 lb .....	4 181	24 010	1 196	48	3 289	18 216	384	746	4 875	459
100,000 lb or more .....	3 544	19 898	1 123	76	2 468	13 389	S	S	S	S
<b>SCTG 19, Coal and petroleum products, n.e.c. ....</b>	<b>9 015</b>	<b>94 605</b>	<b>3 824</b>	<b>60</b>	<b>6 119</b>	<b>84 000</b>	<b>1 272</b>	<b>921</b>	<b>3 473</b>	<b>341</b>
Less than 50 lb .....	38	11	1	41	34	10	—	1	—	—
50 to 99 lb .....	S	15	S	387	18	12	—	1	—	—
100 to 499 lb .....	231	161	11	76	172	147	3	11	5	—
500 to 749 lb .....	97	87	5	61	50	79	2	11	4	—
750 to 999 lb .....	96	118	6	51	71	102	2	S	S	S
1,000 to 9,999 lb .....	819	1 840	81	45	580	1 650	27	100	101	9
10,000 to 49,999 lb .....	3 898	56 283	1 669	27	2 498	51 475	720	525	2 369	232
50,000 to 99,999 lb .....	947	15 917	464	30	738	14 656	243	106	706	68
100,000 lb or more .....	2 812	20 175	1 580	160	1 956	15 869	275	S	S	S
<b>SCTG 20, Basic chemicals ..</b>	<b>18 978</b>	<b>17 568</b>	<b>6 345</b>	<b>334</b>	<b>5 722</b>	<b>7 435</b>	<b>195</b>	<b>1 462</b>	<b>2 018</b>	<b>189</b>
Less than 50 lb .....	1 386	31	13	483	423	16	—	70	1	—
50 to 99 lb .....	501	38	8	S	S	29	S	16	2	—
100 to 499 lb .....	1 514	287	51	181	535	213	5	60	15	1
500 to 749 lb .....	409	178	26	145	146	132	3	27	16	1
750 to 999 lb .....	290	98	21	206	73	66	2	46	10	1
1,000 to 9,999 lb .....	6 132	2 624	487	171	1 952	1 643	34	536	300	27
10,000 to 49,999 lb .....	6 889	8 760	2 485	284	1 850	3 681	119	642	1 334	115
50,000 to 99,999 lb .....	213	459	78	S	45	S	4	S	105	10
100,000 lb or more .....	1 645	5 093	3 176	518	S	1 396	S	S	S	S
<b>SCTG 21, Pharmaceutical products .....</b>	<b>70 647</b>	<b>1 966</b>	<b>828</b>	<b>658</b>	<b>16 709</b>	<b>S</b>	<b>17</b>	<b>9 167</b>	<b>204</b>	<b>20</b>
Less than 50 lb .....	27 299	207	117	674	5 700	64	2	2 683	23	2
50 to 99 lb .....	6 643	90	43	499	1 824	21	1	968	16	2
100 to 499 lb .....	14 793	247	100	395	2 851	66	2	2 877	66	S
500 to 749 lb .....	2 601	65	31	477	626	22	1	255	8	1
750 to 999 lb .....	3 973	41	20	480	373	13	—	S	S	S
1,000 to 9,999 lb .....	8 003	336	161	441	3 347	115	4	971	48	4
10,000 to 49,999 lb .....	7 271	895	301	384	1 983	S	S	1 244	36	3
50,000 to 99,999 lb .....	S	S	S	768	S	S	S	—	—	—
100,000 lb or more .....	S	S	S	581	S	S	S	S	S	S

See footnotes at end of table.

**Table 10. Shipment Characteristics by Two-Digit Commodity and Shipment Size by Distance Shipped for the Region: 1997—Con.**

[For explanation of terms and meaning of abbreviations and symbols, see introductory text. Detail may not add to total because of rounding]

SCTG code, description, shipment size, and distance shipped	Total, all mileages				Less than 50 miles <sup>1</sup>			50 to 99 miles <sup>1</sup>		
	Value (million dollars)	Tons (thousands)	Ton-miles (millions)	Average miles per shipment	Value (million dollars)	Tons (thousands)	Ton-miles (millions)	Value (million dollars)	Tons (thousands)	Ton-miles (millions)
<b>SCTG 22, Fertilizers . . . . .</b>	<b>976</b>	<b>3 646</b>	<b>456</b>	<b>139</b>	<b>413</b>	<b>1 945</b>	<b>S</b>	<b>197</b>	<b>S</b>	<b>S</b>
Less than 50 lb . . . . .	S	1	S	320	S	—	S	S	S	S
50 to 99 lb . . . . .	3	S	S	S	1	S	S	S	S	S
100 to 499 lb . . . . .	11	9	S	171	7	7	—	1	1	—
500 to 749 lb . . . . .	22	17	2	114	S	S	S	1	1	—
750 to 999 lb . . . . .	8	6	S	136	2	1	S	S	S	S
1,000 to 9,999 lb . . . . .	309	624	58	101	133	S	10	S	S	S
10,000 to 49,999 lb . . . . .	595	2 775	S	117	S	S	S	S	S	S
50,000 to 99,999 lb . . . . .	16	163	S	111	S	S	S	S	S	S
100,000 lb or more . . . . .	S	S	S	609	S	S	S	—	—	—
<b>SCTG 23, Chemical products and preparations, n.e.c. . . . .</b>	<b>45 205</b>	<b>9 790</b>	<b>4 951</b>	<b>411</b>	<b>12 664</b>	<b>2 881</b>	<b>87</b>	<b>2 807</b>	<b>993</b>	<b>85</b>
Less than 50 lb . . . . .	4 437	121	49	439	1 492	58	1	470	13	1
50 to 99 lb . . . . .	1 705	87	32	355	707	47	1	88	7	1
100 to 499 lb . . . . .	7 384	485	159	301	2 184	253	6	419	42	4
500 to 749 lb . . . . .	2 352	214	75	349	634	96	2	77	20	2
750 to 999 lb . . . . .	1 870	203	89	436	426	71	2	103	21	2
1,000 to 9,999 lb . . . . .	15 700	2 115	1 022	486	3 537	727	23	783	227	21
10,000 to 49,999 lb . . . . .	10 634	5 404	2 630	476	3 614	1 505	48	813	613	49
50,000 to 99,999 lb . . . . .	248	176	103	513	S	S	S	S	S	S
100,000 lb or more . . . . .	874	984	792	932	S	S	S	S	46	6
<b>SCTG 24, Plastics and rubber . . . . .</b>	<b>50 718</b>	<b>31 279</b>	<b>11 725</b>	<b>401</b>	<b>14 696</b>	<b>9 795</b>	<b>322</b>	<b>5 234</b>	<b>5 614</b>	<b>482</b>
Less than 50 lb . . . . .	4 356	170	66	442	1 480	83	2	433	17	2
50 to 99 lb . . . . .	1 704	147	55	383	2 665	79	2	195	19	2
100 to 499 lb . . . . .	6 669	956	289	298	3 056	549	12	630	108	10
500 to 749 lb . . . . .	2 095	398	138	342	5 781	214	5	191	34	3
750 to 999 lb . . . . .	1 405	292	100	342	436	135	3	185	39	4
1,000 to 9,999 lb . . . . .	18 020	5 404	2 141	387	5 345	2 060	62	2 331	687	65
10,000 to 49,999 lb . . . . .	14 451	7 632	4 867	609	2 198	1 315	39	1 118	705	68
50,000 to 99,999 lb . . . . .	409	699	187	292	S	211	6	30	S	S
100,000 lb or more . . . . .	1 610	15 582	3 883	S	S	S	S	S	3 673	304
<b>SCTG 25, Logs and other wood in the rough . . . . .</b>	<b>1 082</b>	<b>22 862</b>	<b>S</b>	<b>104</b>	<b>410</b>	<b>S</b>	<b>287</b>	<b>S</b>	<b>S</b>	<b>S</b>
Less than 50 lb . . . . .	S	—	S	681	S	S	S	S	S	S
50 to 99 lb . . . . .	S	S	S	13	S	S	S	S	S	S
100 to 499 lb . . . . .	S	S	S	S	S	S	—	S	S	S
500 to 749 lb . . . . .	1	—	—	20	S	S	S	S	S	S
750 to 999 lb . . . . .	1	S	S	43	S	S	S	S	S	S
1,000 to 9,999 lb . . . . .	S	156	13	77	33	93	3	28	39	4
10,000 to 49,999 lb . . . . .	382	3 493	260	72	137	2 296	73	S	S	S
50,000 to 99,999 lb . . . . .	S	17 490	S	108	S	S	185	S	S	S
100,000 lb or more . . . . .	49	1 714	S	305	S	S	S	S	S	S
<b>SCTG 26, Wood products . . . . .</b>	<b>13 545</b>	<b>29 227</b>	<b>5 141</b>	<b>288</b>	<b>5 778</b>	<b>17 528</b>	<b>472</b>	<b>2 228</b>	<b>4 435</b>	<b>417</b>
Less than 50 lb . . . . .	511	34	11	461	152	13	—	92	6	1
50 to 99 lb . . . . .	286	40	8	206	179	25	1	51	7	1
100 to 499 lb . . . . .	1 433	235	42	166	778	139	4	279	46	4
500 to 749 lb . . . . .	499	126	20	151	278	80	2	90	21	2
750 to 999 lb . . . . .	378	106	17	160	198	67	2	51	17	1
1,000 to 9,999 lb . . . . .	3 884	2 441	261	115	2 114	1 590	39	683	454	41
10,000 to 49,999 lb . . . . .	5 217	15 649	2 591	145	1 638	9 314	242	792	1 906	187
50,000 to 99,999 lb . . . . .	880	8 460	766	97	374	S	158	159	1 743	161
100,000 lb or more . . . . .	458	2 136	1 424	666	68	549	25	31	S	S
<b>SCTG 27, Pulp, newsprint, paper, and paperboard . . . . .</b>	<b>21 621</b>	<b>21 662</b>	<b>11 462</b>	<b>121</b>	<b>5 514</b>	<b>6 137</b>	<b>145</b>	<b>1 933</b>	<b>1 682</b>	<b>161</b>
Less than 50 lb . . . . .	292	46	4	S	171	40	1	16	2	—
50 to 99 lb . . . . .	186	42	4	83	145	35	1	S	S	S
100 to 499 lb . . . . .	926	337	30	88	663	270	6	89	37	3
500 to 749 lb . . . . .	361	158	15	95	257	129	3	28	12	1
750 to 999 lb . . . . .	345	173	22	124	238	137	3	25	14	1
1,000 to 9,999 lb . . . . .	3 786	2 267	510	184	1 851	1 347	33	398	262	24
10,000 to 49,999 lb . . . . .	13 402	14 611	7 435	487	1 905	2 917	73	1 329	1 238	118
50,000 to 99,999 lb . . . . .	348	915	213	S	S	S	S	S	S	S
100,000 lb or more . . . . .	1 977	3 114	3 230	1 048	173	658	14	22	110	12
<b>SCTG 28, Paper or paperboard articles . . . . .</b>	<b>20 358</b>	<b>11 927</b>	<b>3 177</b>	<b>304</b>	<b>7 792</b>	<b>5 358</b>	<b>138</b>	<b>2 720</b>	<b>1 858</b>	<b>173</b>
Less than 50 lb . . . . .	1 158	86	30	443	530	48	1	73	7	1
50 to 99 lb . . . . .	505	81	13	159	334	62	1	36	6	1
100 to 499 lb . . . . .	2 078	537	75	138	1 235	386	9	204	58	5
500 to 749 lb . . . . .	716	264	34	130	426	186	4	94	38	4
750 to 999 lb . . . . .	530	205	26	125	313	135	3	67	29	2
1,000 to 9,999 lb . . . . .	5 624	3 146	762	214	2 440	1 689	44	904	581	56
10,000 to 49,999 lb . . . . .	9 541	6 880	2 035	263	2 424	2 480	65	1 333	1 032	94
50,000 to 99,999 lb . . . . .	29	216	34	163	S	152	3	S	S	S
100,000 lb or more . . . . .	S	512	S	268	S	S	S	S	S	S

See footnotes at end of table.

**Table 10. Shipment Characteristics by Two-Digit Commodity and Shipment Size by Distance Shipped for the Region: 1997—Con.**

[For explanation of terms and meaning of abbreviations and symbols, see introductory text. Detail may not add to total because of rounding]

SCTG code, description, shipment size, and distance shipped	Total, all mileages				Less than 50 miles <sup>1</sup>			50 to 99 miles <sup>1</sup>		
	Value (million dollars)	Tons (thousands)	Ton-miles (millions)	Average miles per shipment	Value (million dollars)	Tons (thousands)	Ton-miles (millions)	Value (million dollars)	Tons (thousands)	Ton-miles (millions)
<b>SCTG 29, Printed products .</b>	<b>95 381</b>	<b>18 067</b>	<b>5 381</b>	<b>361</b>	<b>28 040</b>	<b>10 094</b>	<b>194</b>	<b>9 996</b>	<b>1 669</b>	<b>160</b>
Less than 50 lb . . . . .	16 192	1 355	357	370	5 606	1 026	19	771	35	3
50 to 99 lb . . . . .	4 328	528	131	242	1 386	389	7	374	20	2
100 to 499 lb . . . . .	20 342	1 880	S	290	5 052	1 140	18	S	S	S
500 to 749 lb . . . . .	3 953	457	S	437	1 470	260	3	229	20	2
750 to 999 lb . . . . .	S	555	S	746	S	213	3	150	18	2
1,000 to 9,999 lb . . . . .	S	5 234	1 562	358	7 710	2 631	51	4 307	668	65
10,000 to 49,999 lb . . . . .	9 505	5 499	1 811	299	4 125	2 435	55	1 273	638	61
50,000 to 99,999 lb . . . . .	S	S	S	S	S	S	S	S	S	S
100,000 lb or more . . . . .	S	1 066	108	172	S	S	S	S	S	S
<b>SCTG 30, Textiles, leather, and articles of textiles or leather . . . . .</b>	<b>67 955</b>	<b>4 788</b>	<b>3 010</b>	<b>797</b>	<b>14 654</b>	<b>1 343</b>	<b>28</b>	<b>4 829</b>	<b>384</b>	<b>35</b>
Less than 50 lb . . . . .	16 021	394	355	811	2 296	56	1	996	25	2
50 to 99 lb . . . . .	4 101	176	140	800	789	38	1	340	17	1
100 to 499 lb . . . . .	11 818	638	405	668	2 718	202	4	1 041	71	7
500 to 749 lb . . . . .	3 630	245	115	478	1 016	108	2	234	24	2
750 to 999 lb . . . . .	2 685	158	87	548	883	64	2	114	13	1
1,000 to 9,999 lb . . . . .	20 352	1 673	1 077	663	4 712	507	12	1 656	156	13
10,000 to 49,999 lb . . . . .	9 012	1 385	772	539	2 158	346	6	435	73	7
50,000 to 99,999 lb . . . . .	144	S	S	689	S	S	S	—	—	—
100,000 lb or more . . . . .	192	72	24	345	S	S	S	S	S	S
<b>SCTG 31, Nonmetallic mineral products . . . . .</b>	<b>19 698</b>	<b>114 276</b>	<b>10 139</b>	<b>760</b>	<b>7 413</b>	<b>86 049</b>	<b>1 713</b>	<b>2 374</b>	<b>12 457</b>	<b>1 140</b>
Less than 50 lb . . . . .	1 404	58	55	1 216	315	17	—	S	3	—
50 to 99 lb . . . . .	377	48	16	329	183	29	1	29	4	—
100 to 499 lb . . . . .	1 447	293	74	267	500	180	4	139	31	3
500 to 749 lb . . . . .	401	128	24	193	166	89	2	S	13	1
750 to 999 lb . . . . .	370	128	32	253	133	75	1	32	13	1
1,000 to 9,999 lb . . . . .	4 012	4 477	786	208	1 718	3 259	65	307	308	28
10,000 to 49,999 lb . . . . .	9 449	61 218	5 869	97	3 312	46 060	956	982	5 039	467
50,000 to 99,999 lb . . . . .	1 545	26 251	2 032	80	735	16 783	363	539	6 430	585
100,000 lb or more . . . . .	692	S	1 250	S	S	S	S	S	616	54
<b>SCTG 32, Base metal in primary or semifinished forms and in finished basic shapes . . . . .</b>	<b>54 020</b>	<b>40 772</b>	<b>18 656</b>	<b>297</b>	<b>11 107</b>	<b>11 122</b>	<b>232</b>	<b>4 983</b>	<b>4 020</b>	<b>370</b>
Less than 50 lb . . . . .	1 420	59	19	338	525	33	1	166	7	1
50 to 99 lb . . . . .	854	68	15	214	395	42	1	116	9	1
100 to 499 lb . . . . .	3 617	490	101	219	1 619	316	7	372	52	5
500 to 749 lb . . . . .	1 087	202	40	199	504	123	3	119	26	2
750 to 999 lb . . . . .	1 071	244	S	525	394	118	3	115	32	3
1,000 to 9,999 lb . . . . .	10 114	3 930	1 204	282	2 843	1 755	42	1 199	598	53
10,000 to 49,999 lb . . . . .	28 008	23 485	8 866	391	3 796	6 879	108	2 489	2 503	234
50,000 to 99,999 lb . . . . .	2 028	3 144	1 123	348	293	889	14	330	568	50
100,000 lb or more . . . . .	5 821	9 150	7 150	636	738	966	55	77	225	21
<b>SCTG 33, Articles of base metal . . . . .</b>	<b>36 599</b>	<b>15 208</b>	<b>5 867</b>	<b>399</b>	<b>11 666</b>	<b>4 135</b>	<b>116</b>	<b>4 359</b>	<b>2 497</b>	<b>233</b>
Less than 50 lb . . . . .	6 565	195	97	420	2 714	98	2	685	16	1
50 to 99 lb . . . . .	2 037	133	44	330	1 909	72	1	183	12	1
100 to 499 lb . . . . .	5 583	624	214	329	2 236	296	6	618	87	8
500 to 749 lb . . . . .	1 317	211	87	414	395	83	2	90	25	2
750 to 999 lb . . . . .	1 234	203	69	335	593	97	2	87	24	2
1,000 to 9,999 lb . . . . .	9 338	3 257	1 314	384	2 729	1 084	30	1 103	539	52
10,000 to 49,999 lb . . . . .	9 280	8 154	2 578	303	1 898	1 926	63	1 498	1 464	138
50,000 to 99,999 lb . . . . .	402	631	336	509	120	168	6	S	S	S
100,000 lb or more . . . . .	843	1 800	1 127	S	S	S	S	S	S	S
<b>SCTG 34, Machinery . . . . .</b>	<b>63 823</b>	<b>5 365</b>	<b>2 315</b>	<b>314</b>	<b>16 703</b>	<b>1 921</b>	<b>48</b>	<b>6 478</b>	<b>471</b>	<b>42</b>
Less than 50 lb . . . . .	10 337	162	51	299	3 602	89	2	1 338	16	1
50 to 99 lb . . . . .	3 662	100	33	328	1 014	55	1	526	10	1
100 to 499 lb . . . . .	10 268	438	156	345	3 510	240	5	1 124	33	3
500 to 749 lb . . . . .	3 480	193	95	498	707	71	1	194	16	2
750 to 999 lb . . . . .	2 083	132	52	402	480	52	1	191	15	1
1,000 to 9,999 lb . . . . .	14 933	1 277	615	466	3 237	383	9	1 264	133	13
10,000 to 49,999 lb . . . . .	15 969	2 355	1 110	501	3 154	652	17	1 635	191	17
50,000 to 99,999 lb . . . . .	1 770	456	105	218	847	264	7	91	16	1
100,000 lb or more . . . . .	1 323	252	98	S	S	S	S	115	S	S
<b>SCTG 35, Electronic and other electrical equipment and components and office equipment . . . . .</b>	<b>156 283</b>	<b>5 316</b>	<b>3 552</b>	<b>656</b>	<b>37 335</b>	<b>1 248</b>	<b>33</b>	<b>13 756</b>	<b>383</b>	<b>35</b>
Less than 50 lb . . . . .	51 966	347	192	679	13 116	157	3	7 175	25	2
50 to 99 lb . . . . .	12 960	183	89	478	3 859	88	2	652	14	1
100 to 499 lb . . . . .	35 935	702	377	525	10 323	298	6	1 953	45	4
500 to 749 lb . . . . .	8 972	257	117	455	2 552	113	2	258	19	2
750 to 999 lb . . . . .	4 895	143	81	561	797	41	1	415	17	2
1,000 to 9,999 lb . . . . .	26 733	1 522	1 058	680	5 427	356	11	2 617	127	12
10,000 to 49,999 lb . . . . .	14 557	2 089	1 575	750	1 175	183	7	676	129	12
50,000 to 99,999 lb . . . . .	S	56	S	1 043	S	S	S	S	S	S
100,000 lb or more . . . . .	S	S	S	365	S	S	S	—	—	—

See footnotes at end of table.

**Table 10. Shipment Characteristics by Two-Digit Commodity and Shipment Size by Distance Shipped for the Region: 1997—Con.**

[For explanation of terms and meaning of abbreviations and symbols, see introductory text. Detail may not add to total because of rounding]

SCTG code, description, shipment size, and distance shipped	Total, all mileages				Less than 50 miles <sup>1</sup>			50 to 99 miles <sup>1</sup>		
	Value (million dollars)	Tons (thousands)	Ton-miles (millions)	Average miles per shipment	Value (million dollars)	Tons (thousands)	Ton-miles (millions)	Value (million dollars)	Tons (thousands)	Ton-miles (millions)
<b>SCTG 36, Motorized and other vehicles (including parts) .....</b>	<b>48 300</b>	<b>6 999</b>	<b>2 596</b>	<b>189</b>	<b>15 827</b>	<b>2 380</b>	<b>54</b>	<b>8 835</b>	<b>1 023</b>	<b>90</b>
Less than 50 lb .....	5 474	283	61	175	2 807	196	2	619	20	2
50 to 99 lb .....	1 911	158	33	215	976	99	2	299	17	2
100 to 499 lb .....	5 603	427	134	309	1 881	178	4	1 262	93	9
500 to 749 lb .....	1 595	151	36	240	717	82	2	229	23	2
750 to 999 lb .....	1 242	114	39	325	454	46	1	208	25	2
1,000 to 9,999 lb .....	15 928	2 227	517	210	7 085	1 046	22	3 675	461	42
10,000 to 49,999 lb .....	12 417	2 928	1 368	437	1 577	568	15	2 383	373	30
50,000 to 99,999 lb .....	1 850	338	199	554	284	S	S	S	S	S
100,000 lb or more .....	S	373	208	585	S	S	S	S	S	S
<b>SCTG 37, Transportation equipment, n.e.c. ....</b>	<b>14 533</b>	<b>1 016</b>	<b>956</b>	<b>820</b>	<b>5 731</b>	<b>153</b>	<b>3</b>	<b>1 068</b>	<b>31</b>	<b>3</b>
Less than 50 lb .....	4 793	10	9	818	1 301	2	—	647	2	—
50 to 99 lb .....	1 223	5	4	798	S	1	S	20	S	S
100 to 499 lb .....	2 527	21	19	854	634	5	S	117	2	—
500 to 749 lb .....	267	8	6	772	S	S	S	25	S	S
750 to 999 lb .....	483	5	3	666	S	—	—	S	S	S
1,000 to 9,999 lb .....	731	93	73	827	28	5	—	64	6	1
10,000 to 49,999 lb .....	881	519	S	872	116	100	2	S	18	2
50,000 to 99,999 lb .....	346	121	125	1 023	S	S	S	S	S	S
100,000 lb or more .....	3 282	233	236	1 321	2 860	38	S	—	—	—
<b>SCTG 38, Precision instruments and apparatus .....</b>	<b>39 348</b>	<b>578</b>	<b>440</b>	<b>772</b>	<b>8 621</b>	<b>122</b>	<b>3</b>	<b>2 373</b>	<b>51</b>	<b>5</b>
Less than 50 lb .....	19 354	110	82	769	3 335	31	1	1 005	8	1
50 to 99 lb .....	4 234	35	28	791	1 097	7	—	155	2	—
100 to 499 lb .....	8 421	137	104	872	2 427	38	1	857	12	1
500 to 749 lb .....	1 377	32	18	587	591	7	—	S	S	S
750 to 999 lb .....	944	21	11	514	S	5	S	64	S	S
1,000 to 9,999 lb .....	3 986	131	118	806	755	28	S	127	13	1
10,000 to 49,999 lb .....	1 032	112	79	738	44	S	S	57	7	1
50,000 to 99,999 lb .....	—	—	—	—	—	—	—	—	—	—
100,000 lb or more .....	—	—	—	—	—	—	—	—	—	—
<b>SCTG 39, Furniture, mattresses and mattress supports, lamps, lighting fittings, and illuminated signs .....</b>	<b>12 310</b>	<b>1 983</b>	<b>871</b>	<b>446</b>	<b>4 174</b>	<b>655</b>	<b>16</b>	<b>1 388</b>	<b>247</b>	<b>23</b>
Less than 50 lb .....	627	37	22	470	246	13	—	47	2	—
50 to 99 lb .....	402	35	15	444	188	18	—	27	3	—
100 to 499 lb .....	2 550	295	120	415	1 113	132	3	195	31	3
500 to 749 lb .....	899	129	62	475	316	50	1	87	15	1
750 to 999 lb .....	543	81	21	256	251	40	1	61	10	1
1,000 to 9,999 lb .....	4 729	803	347	407	1 422	257	6	767	129	12
10,000 to 49,999 lb .....	2 498	567	276	500	599	127	3	203	47	4
50,000 to 99,999 lb .....	49	23	S	S	S	S	S	S	S	S
100,000 lb or more .....	S	S	S	46	S	S	S	—	—	—
<b>SCTG 40, Miscellaneous manufactured products ...</b>	<b>90 809</b>	<b>S</b>	<b>6 506</b>	<b>830</b>	<b>23 104</b>	<b>S</b>	<b>153</b>	<b>7 759</b>	<b>1 846</b>	<b>167</b>
Less than 50 lb .....	35 685	537	421	850	8 624	96	2	2 002	30	3
50 to 99 lb .....	5 195	201	143	696	1 533	63	1	307	16	2
100 to 499 lb .....	13 716	774	472	612	3 905	253	7	908	74	7
500 to 749 lb .....	2 868	269	154	562	634	82	2	283	31	3
750 to 999 lb .....	1 939	192	110	572	308	54	2	183	20	2
1,000 to 9,999 lb .....	14 784	2 644	1 313	504	3 428	975	26	1 361	256	24
10,000 to 49,999 lb .....	15 226	7 327	2 202	290	4 279	3 120	70	S	S	S
50,000 to 99,999 lb .....	536	901	S	224	198	S	S	115	95	10
100,000 lb or more .....	861	S	S	S	S	S	S	S	S	S
<b>SCTG 41, Waste and scrap .</b>	<b>6 651</b>	<b>28 621</b>	<b>7 715</b>	<b>154</b>	<b>2 145</b>	<b>13 257</b>	<b>392</b>	<b>631</b>	<b>3 099</b>	<b>288</b>
Less than 50 lb .....	S	S	S	191	S	S	S	S	S	S
50 to 99 lb .....	S	S	S	295	S	S	S	S	S	S
100 to 499 lb .....	S	4	1	S	S	S	S	S	S	S
500 to 749 lb .....	S	S	S	S	S	S	—	S	S	S
750 to 999 lb .....	6	S	—	S	S	S	—	S	S	S
1,000 to 9,999 lb .....	331	381	25	S	215	337	6	24	19	2
10,000 to 49,999 lb .....	4 461	18 187	2 781	149	1 465	9 208	287	490	2 132	193
50,000 to 99,999 lb .....	440	2 020	410	173	141	1 138	29	37	287	23
100,000 lb or more .....	1 353	8 016	4 496	340	310	2 562	70	77	661	71
<b>SCTG 43, Mixed freight.....</b>	<b>28 792</b>	<b>13 586</b>	<b>1 767</b>	<b>151</b>	<b>14 970</b>	<b>7 856</b>	<b>230</b>	<b>5 753</b>	<b>2 882</b>	<b>262</b>
Less than 50 lb .....	1 128	89	15	181	620	46	1	100	10	1
50 to 99 lb .....	559	68	10	149	298	43	1	38	4	—
100 to 499 lb .....	2 078	562	61	123	1 203	366	8	340	79	7
500 to 749 lb .....	719	285	20	71	399	190	5	138	62	6
750 to 999 lb .....	843	289	24	83	419	185	4	131	62	6
1,000 to 9,999 lb .....	7 646	3 726	449	111	3 915	2 089	62	1 687	828	78
10,000 to 49,999 lb .....	15 438	8 256	1 130	127	7 901	4 725	142	3 318	1 838	164
50,000 to 99,999 lb .....	S	74	S	703	S	S	S	—	—	—
100,000 lb or more .....	S	S	S	76	S	S	S	—	—	—

See footnotes at end of table.

Table 10. **Shipment Characteristics by Two-Digit Commodity and Shipment Size by Distance Shipped for the Region: 1997—Con.**

[For explanation of terms and meaning of abbreviations and symbols, see introductory text. Detail may not add to total because of rounding]

SCTG code, description, shipment size, and distance shipped	Total, all mileages				Less than 50 miles <sup>1</sup>			50 to 99 miles <sup>1</sup>		
	Value (million dollars)	Tons (thousands)	Ton-miles (millions)	Average miles per shipment	Value (million dollars)	Tons (thousands)	Ton-miles (millions)	Value (million dollars)	Tons (thousands)	Ton-miles (millions)
<b>Commodity unknown .....</b>	<b>6 033</b>	<b>2 649</b>	<b>1 182</b>	<b>720</b>	<b>2 268</b>	<b>1 348</b>	<b>42</b>	<b>344</b>	<b>205</b>	<b>18</b>
Less than 50 lb .....	728	13	9	876	163	5	—	33	1	—
50 to 99 lb .....	283	10	5	495	82	5	—	15	1	—
100 to 499 lb .....	1 528	61	23	389	S	37	1	S	S	—
500 to 749 lb .....	118	26	3	S	65	18	—	6	2	—
750 to 999 lb .....	88	31	4	S	53	25	S	3	1	—
1,000 to 9,999 lb .....	1 521	582	125	220	518	305	6	175	100	9
10,000 to 49,999 lb .....	1 574	1 327	674	427	336	637	S	67	90	S
50,000 to 99,999 lb .....	31	110	7	S	S	S	S	S	S	S
100,000 lb or more .....	S	S	S	S	S	S	S	—	—	—

See footnotes at end of table.



**Table 10. Shipment Characteristics by Two-Digit Commodity and Shipment Size by Distance Shipped for the Region: 1997—Con.**

[For explanation of terms and meaning of abbreviations and symbols, see introductory text. Detail may not add to total because of rounding]

SCTG code, description, shipment size, and distance shipped	100 to 249 miles <sup>1</sup>			250 to 499 miles <sup>1</sup>			500 to 749 miles <sup>1</sup>			750 to 999 miles <sup>1</sup>		
	Value (million dollars)	Tons (thousands)	Ton-miles (millions)	Value (million dollars)	Tons (thousands)	Ton-miles (millions)	Value (million dollars)	Tons (thousands)	Ton-miles (millions)	Value (million dollars)	Tons (thousands)	Ton-miles (millions)
<b>All commodities</b> .....	<b>192 015</b>	<b>136 106</b>	<b>32 030</b>	<b>128 883</b>	<b>58 568</b>	<b>27 844</b>	<b>99 136</b>	<b>28 811</b>	<b>22 994</b>	<b>71 326</b>	<b>19 203</b>	<b>21 009</b>
Less than 50 lb .....	29 927	479	102	22 638	311	139	18 007	286	214	13 707	249	253
50 to 99 lb .....	7 700	254	53	4 886	135	61	4 448	113	86	3 367	100	103
100 to 499 lb .....	26 736	1 374	283	13 955	692	306	10 438	507	382	12 366	477	486
500 to 749 lb .....	7 776	620	130	3 984	287	127	3 702	218	164	2 613	161	168
750 to 999 lb .....	4 859	520	102	4 789	353	154	2 892	243	176	4 588	123	125
1,000 to 9,999 lb .....	52 369	10 767	2 183	26 187	4 596	1 989	22 496	3 112	2 322	14 846	1 932	1 967
10,000 to 49,999 lb .....	53 846	58 615	11 988	45 322	32 228	13 757	33 317	16 600	12 470	16 502	8 503	8 571
50,000 to 99,999 lb .....	3 142	14 717	2 728	2 200	4 543	S	1 147	1 050	826	617	511	508
100,000 lb or more .....	5 660	48 760	14 461	4 924	15 423	8 991	2 689	6 682	6 355	2 721	7 146	8 829
<b>SCTG 01, Live animals and live fish</b> .....	<b>25</b>	<b>16</b>	<b>4</b>	<b>14</b>	<b>12</b>	<b>7</b>	<b>62</b>	<b>66</b>	<b>53</b>	<b>S</b>	<b>S</b>	<b>S</b>
Less than 50 lb .....	S	S	S	S	S	S	—	—	—	—	—	—
50 to 99 lb .....	S	S	S	S	S	S	S	S	S	—	—	—
100 to 499 lb .....	2	1	—	2	1	—	S	S	S	—	—	—
500 to 749 lb .....	1	1	—	S	S	S	—	—	—	—	—	—
750 to 999 lb .....	S	S	S	—	—	—	—	—	—	—	—	—
1,000 to 9,999 lb .....	S	S	S	S	—	—	S	S	S	—	—	—
10,000 to 49,999 lb .....	10	10	2	S	S	S	20	22	18	S	S	S
50,000 to 99,999 lb .....	2	2	1	S	S	S	S	19	15	S	S	S
100,000 lb or more .....	—	—	—	—	—	—	S	S	S	S	S	S
<b>SCTG 02, Cereal grains</b> ....	<b>35</b>	<b>125</b>	<b>30</b>	<b>S</b>	<b>70</b>	<b>36</b>	<b>S</b>	<b>59</b>	<b>48</b>	<b>S</b>	<b>S</b>	<b>S</b>
Less than 50 lb .....	S	S	S	—	—	—	S	S	S	—	—	—
50 to 99 lb .....	S	S	S	—	—	—	—	—	—	—	—	—
100 to 499 lb .....	S	S	S	S	S	S	—	—	—	—	—	—
500 to 749 lb .....	—	—	—	—	—	—	—	—	—	—	—	—
750 to 999 lb .....	—	—	—	—	—	—	S	S	S	—	—	—
1,000 to 9,999 lb .....	S	2	—	S	S	S	—	—	—	S	S	S
10,000 to 49,999 lb .....	25	62	12	S	42	20	S	S	S	—	—	—
50,000 to 99,999 lb .....	3	26	5	S	S	S	S	S	S	—	—	—
100,000 lb or more .....	S	S	S	S	S	S	S	S	S	—	—	—
<b>SCTG 03, Other agricultural products</b> .....	<b>1 089</b>	<b>2 031</b>	<b>428</b>	<b>465</b>	<b>836</b>	<b>338</b>	<b>126</b>	<b>103</b>	<b>76</b>	<b>115</b>	<b>S</b>	<b>S</b>
Less than 50 lb .....	S	1	—	16	1	—	S	S	S	S	S	S
50 to 99 lb .....	12	1	—	S	S	S	S	—	—	S	S	S
100 to 499 lb .....	48	14	3	S	S	S	5	1	2	2	1	1
500 to 749 lb .....	24	7	1	S	S	S	S	S	S	S	S	S
750 to 999 lb .....	11	5	1	S	S	S	5	2	1	S	S	S
1,000 to 9,999 lb .....	295	193	36	161	S	S	S	S	S	S	S	S
10,000 to 49,999 lb .....	368	680	126	208	522	204	69	69	52	77	S	S
50,000 to 99,999 lb .....	265	1 007	230	S	S	S	S	S	S	S	S	S
100,000 lb or more .....	S	S	S	—	—	—	—	—	—	—	—	—
<b>SCTG 04, Animal feed and products of animal origin, n.e.c.</b> .....	<b>750</b>	<b>1 403</b>	<b>280</b>	<b>572</b>	<b>516</b>	<b>217</b>	<b>93</b>	<b>96</b>	<b>74</b>	<b>45</b>	<b>56</b>	<b>60</b>
Less than 50 lb .....	S	S	S	24	1	1	S	S	S	S	S	S
50 to 99 lb .....	S	S	S	S	S	S	S	S	S	S	S	S
100 to 499 lb .....	S	S	S	S	S	S	S	S	S	S	S	S
500 to 749 lb .....	S	S	S	S	S	S	S	S	S	—	—	—
750 to 999 lb .....	S	S	S	—	—	—	S	S	S	S	S	S
1,000 to 9,999 lb .....	131	172	28	S	16	7	S	2	1	S	S	S
10,000 to 49,999 lb .....	450	1 021	205	412	491	206	65	78	60	34	47	49
50,000 to 99,999 lb .....	89	122	27	S	S	S	S	S	S	—	—	—
100,000 lb or more .....	31	72	17	—	—	—	—	—	—	S	S	S
<b>SCTG 05, Meat, fish, seafood, and their preparations</b> .....	<b>3 147</b>	<b>1 224</b>	<b>231</b>	<b>2 108</b>	<b>620</b>	<b>268</b>	<b>747</b>	<b>249</b>	<b>196</b>	<b>836</b>	<b>228</b>	<b>239</b>
Less than 50 lb .....	10	1	—	S	S	S	S	S	S	S	S	S
50 to 99 lb .....	14	2	—	S	1	—	S	S	S	S	S	S
100 to 499 lb .....	120	29	5	66	8	3	17	2	2	S	S	S
500 to 749 lb .....	58	15	3	S	8	S	S	S	S	S	S	S
750 to 999 lb .....	76	17	3	35	5	2	S	1	1	6	S	S
1,000 to 9,999 lb .....	1 134	390	77	825	195	84	228	54	41	310	66	69
10,000 to 49,999 lb .....	1 626	723	133	1 117	404	174	480	189	151	481	155	163
50,000 to 99,999 lb .....	S	S	S	—	—	—	—	—	—	—	—	—
100,000 lb or more .....	S	S	S	—	—	—	—	—	—	—	—	—
<b>SCTG 06, Milled grain products and preparations, and bakery products</b> .....	<b>3 360</b>	<b>2 498</b>	<b>492</b>	<b>1 925</b>	<b>1 562</b>	<b>660</b>	<b>1 179</b>	<b>718</b>	<b>554</b>	<b>556</b>	<b>320</b>	<b>328</b>
Less than 50 lb .....	S	S	1	9	1	1	6	S	S	S	S	S
50 to 99 lb .....	S	S	—	S	S	S	S	S	S	S	S	S
100 to 499 lb .....	112	36	7	18	7	3	S	S	S	7	S	S
500 to 749 lb .....	74	40	8	9	4	1	S	S	S	1	S	S
750 to 999 lb .....	59	43	8	10	2	1	2	S	S	S	S	S
1,000 to 9,999 lb .....	1 113	632	121	275	135	57	120	56	42	45	17	18
10,000 to 49,999 lb .....	1 758	1 344	271	1 541	1 211	505	1 026	648	501	492	291	299
50,000 to 99,999 lb .....	78	307	57	11	31	12	S	S	S	S	S	S
100,000 lb or more .....	140	92	20	48	171	80	—	—	—	—	—	—

See footnotes at end of table.

**Table 10. Shipment Characteristics by Two-Digit Commodity and Shipment Size by Distance Shipped for the Region: 1997—Con.**

[For explanation of terms and meaning of abbreviations and symbols, see introductory text. Detail may not add to total because of rounding]

SCTG code, description, shipment size, and distance shipped	100 to 249 miles <sup>1</sup>			250 to 499 miles <sup>1</sup>			500 to 749 miles <sup>1</sup>			750 to 999 miles <sup>1</sup>		
	Value (million dollars)	Tons (thousands)	Ton-miles (millions)	Value (million dollars)	Tons (thousands)	Ton-miles (millions)	Value (million dollars)	Tons (thousands)	Ton-miles (millions)	Value (million dollars)	Tons (thousands)	Ton-miles (millions)
<b>SCTG 07, Other prepared foodstuffs and fats and oils</b>	<b>13 347</b>	<b>10 499</b>	<b>2 122</b>	<b>5 283</b>	<b>3 921</b>	<b>1 645</b>	<b>3 647</b>	<b>2 360</b>	<b>1 801</b>	<b>2 563</b>	<b>1 575</b>	<b>1 582</b>
Less than 50 lb	61	7	2	S	3	1	S	2	1	S	2	2
50 to 99 lb	S	5	1	24	2	1	S	S	S	S	1	1
100 to 499 lb	458	111	24	156	16	7	109	9	7	66	7	7
500 to 749 lb	150	74	S	S	15	7	S	10	7	S	S	S
750 to 999 lb	150	72	15	37	7	3	31	6	5	48	10	10
1,000 to 9,999 lb	3 619	1 700	330	1 274	349	146	620	167	125	290	75	76
10,000 to 49,999 lb	8 657	8 113	1 649	3 617	3 485	1 460	2 718	2 124	1 621	2 008	1 457	1 464
50,000 to 99,999 lb	154	360	70	40	33	13	21	25	18	S	S	S
100,000 lb or more	S	S	S	S	S	S	S	S	S	—	—	—
<b>SCTG 08, Alcoholic beverages</b>	<b>1 310</b>	<b>1 852</b>	<b>425</b>	<b>1 027</b>	<b>1 426</b>	<b>621</b>	<b>950</b>	<b>1 110</b>	<b>848</b>	<b>511</b>	<b>597</b>	<b>596</b>
Less than 50 lb	S	S	S	S	S	S	—	—	—	S	S	S
50 to 99 lb	6	S	S	S	S	S	S	—	—	—	—	—
100 to 499 lb	19	5	1	S	S	S	S	S	S	—	—	—
500 to 749 lb	2	1	S	S	S	S	—	—	—	S	S	S
750 to 999 lb	S	S	S	—	—	—	—	—	—	S	S	S
1,000 to 9,999 lb	10	11	3	8	7	3	S	S	S	S	S	S
10,000 to 49,999 lb	1 189	1 711	386	902	1 292	533	944	1 106	845	493	589	588
50,000 to 99,999 lb	64	101	29	S	S	S	—	—	—	—	—	—
100,000 lb or more	S	S	S	S	S	S	—	—	—	—	—	—
<b>SCTG 09, Tobacco products</b>	<b>493</b>	<b>37</b>	<b>7</b>	<b>129</b>	<b>S</b>	<b>S</b>	<b>94</b>	<b>6</b>	<b>4</b>	<b>63</b>	<b>3</b>	<b>3</b>
Less than 50 lb	44	—	—	23	—	—	13	—	—	13	—	—
50 to 99 lb	S	S	S	2	—	—	2	—	—	1	S	S
100 to 499 lb	114	3	1	35	1	1	23	1	1	19	1	1
500 to 749 lb	22	2	S	S	S	S	S	S	S	S	S	S
750 to 999 lb	S	S	S	S	S	S	S	S	S	—	—	—
1,000 to 9,999 lb	258	23	4	16	1	—	S	S	S	22	1	1
10,000 to 49,999 lb	S	7	2	S	S	S	S	S	S	—	—	—
50,000 to 99,999 lb	—	—	—	—	—	—	—	—	—	—	—	—
100,000 lb or more	—	—	—	—	—	—	—	—	—	—	—	—
<b>SCTG 10, Monumental or building stone</b>	<b>92</b>	<b>300</b>	<b>57</b>	<b>26</b>	<b>S</b>	<b>S</b>	<b>6</b>	<b>23</b>	<b>17</b>	<b>5</b>	<b>17</b>	<b>17</b>
Less than 50 lb	S	S	S	S	S	S	—	—	—	—	—	—
50 to 99 lb	—	S	—	S	S	S	—	—	—	—	—	—
100 to 499 lb	1	—	—	1	—	—	—	—	—	S	S	S
500 to 749 lb	1	1	—	1	—	—	S	S	S	S	S	S
750 to 999 lb	1	—	—	1	—	—	S	S	S	S	S	S
1,000 to 9,999 lb	16	10	2	6	7	3	1	S	S	S	S	S
10,000 to 49,999 lb	67	S	S	S	S	S	4	17	12	S	12	12
50,000 to 99,999 lb	S	S	4	S	S	S	S	S	S	S	S	S
100,000 lb or more	S	S	S	—	—	—	—	—	—	—	—	—
<b>SCTG 11, Natural sands</b>	<b>S</b>	<b>2 603</b>	<b>510</b>	<b>S</b>	<b>S</b>	<b>S</b>	<b>S</b>	<b>S</b>	<b>S</b>	<b>4</b>	<b>S</b>	<b>S</b>
Less than 50 lb	S	S	S	—	—	—	S	S	S	—	—	—
50 to 99 lb	—	—	—	S	S	S	—	—	—	—	—	—
100 to 499 lb	S	S	S	1	S	—	1	S	S	S	S	S
500 to 749 lb	S	S	S	S	S	S	—	—	—	S	S	S
750 to 999 lb	S	S	S	S	S	S	S	S	S	—	—	—
1,000 to 9,999 lb	S	7	2	S	S	S	S	S	S	S	S	S
10,000 to 49,999 lb	S	S	S	S	S	S	S	S	S	S	9	8
50,000 to 99,999 lb	11	693	125	1	49	19	S	S	S	S	S	S
100,000 lb or more	S	983	226	S	S	S	S	S	S	S	S	S
<b>SCTG 12, Gravel and crushed stone</b>	<b>59</b>	<b>3 867</b>	<b>702</b>	<b>19</b>	<b>S</b>	<b>S</b>	<b>S</b>	<b>S</b>	<b>S</b>	<b>S</b>	<b>S</b>	<b>S</b>
Less than 50 lb	—	—	—	—	—	—	—	—	—	S	S	S
50 to 99 lb	—	—	—	—	—	—	—	—	—	—	—	—
100 to 499 lb	S	S	S	S	S	S	—	—	—	—	—	—
500 to 749 lb	S	S	S	—	—	—	—	—	—	—	—	—
750 to 999 lb	S	S	S	—	—	—	—	—	—	—	—	—
1,000 to 9,999 lb	S	S	1	S	S	S	S	S	S	S	S	S
10,000 to 49,999 lb	35	2 867	496	13	S	S	S	S	S	S	—	—
50,000 to 99,999 lb	14	786	134	1	54	24	—	—	—	—	—	—
100,000 lb or more	S	205	69	S	S	S	S	S	S	S	S	S
<b>SCTG 13, Nonmetallic minerals n.e.c.</b>	<b>335</b>	<b>4 083</b>	<b>854</b>	<b>168</b>	<b>801</b>	<b>414</b>	<b>62</b>	<b>234</b>	<b>175</b>	<b>54</b>	<b>129</b>	<b>133</b>
Less than 50 lb	S	S	S	S	S	S	S	S	S	S	S	S
50 to 99 lb	S	—	—	S	S	S	—	—	—	S	S	S
100 to 499 lb	S	S	S	S	S	S	S	—	—	S	S	S
500 to 749 lb	S	S	S	S	S	S	S	S	S	S	S	S
750 to 999 lb	S	S	S	S	S	S	S	S	S	S	S	S
1,000 to 9,999 lb	S	73	14	17	S	S	S	S	S	9	5	5
10,000 to 49,999 lb	210	1 965	417	S	491	216	44	174	126	29	110	114
50,000 to 99,999 lb	24	1 445	269	6	84	39	—	—	—	—	—	—
100,000 lb or more	10	599	154	S	S	S	2	S	S	S	S	S

See footnotes at end of table.

**Table 10. Shipment Characteristics by Two-Digit Commodity and Shipment Size by Distance Shipped for the Region: 1997—Con.**

[For explanation of terms and meaning of abbreviations and symbols, see introductory text. Detail may not add to total because of rounding]

SCTG code, description, shipment size, and distance shipped	100 to 249 miles <sup>1</sup>			250 to 499 miles <sup>1</sup>			500 to 749 miles <sup>1</sup>			750 to 999 miles <sup>1</sup>		
	Value (million dollars)	Tons (thousands)	Ton-miles (millions)	Value (million dollars)	Tons (thousands)	Ton-miles (millions)	Value (million dollars)	Tons (thousands)	Ton-miles (millions)	Value (million dollars)	Tons (thousands)	Ton-miles (millions)
<b>SCTG 14, Metallic ores and concentrates</b> .....	<b>228</b>	<b>290</b>	<b>82</b>	<b>297</b>	<b>374</b>	<b>172</b>	<b>29</b>	<b>30</b>	<b>21</b>	<b>40</b>	<b>33</b>	<b>33</b>
Less than 50 lb .....	S	S	S	S	S	S	S	S	S	S	S	S
50 to 99 lb .....	S	S	S	S	S	S	S	S	S	S	S	S
100 to 499 lb .....	S	S	S	S	S	S	S	S	S	S	S	S
500 to 749 lb .....	S	S	S	S	S	S	S	S	S	S	S	S
750 to 999 lb .....	S	S	S	S	S	S	S	S	S	S	S	S
1,000 to 9,999 lb .....	S	S	S	17	S	S	5	2	1	S	S	S
10,000 to 49,999 lb .....	106	248	73	S	86	37	17	21	15	17	28	28
50,000 to 99,999 lb .....	S	S	S	54	S	S	S	S	S	—	—	—
100,000 lb or more .....	S	S	S	70	204	100	—	—	—	S	S	S
<b>SCTG 15, Coal</b> .....	<b>741</b>	<b>27 584</b>	<b>9 441</b>	<b>224</b>	<b>8 307</b>	<b>5 219</b>	<b>S</b>	<b>S</b>	<b>S</b>	<b>S</b>	<b>S</b>	<b>S</b>
Less than 50 lb .....	S	S	S	—	—	—	—	—	—	—	—	—
50 to 99 lb .....	S	S	S	—	—	—	—	—	—	—	—	—
100 to 499 lb .....	—	—	—	—	—	—	—	—	—	—	—	—
500 to 749 lb .....	S	S	S	—	—	—	—	—	—	—	—	—
750 to 999 lb .....	—	—	—	—	—	—	—	—	—	—	—	—
1,000 to 9,999 lb .....	S	S	S	S	S	S	S	S	S	S	S	S
10,000 to 49,999 lb .....	81	1 554	321	S	558	222	10	114	91	S	S	S
50,000 to 99,999 lb .....	S	648	145	S	S	S	S	S	S	—	—	—
100,000 lb or more .....	636	25 380	8 975	190	7 664	4 969	S	S	S	S	S	S
<b>SCTG 17, Gasoline and aviation turbine fuel</b> .....	<b>869</b>	<b>3 904</b>	<b>790</b>	<b>9</b>	<b>38</b>	<b>14</b>	<b>—</b>	<b>—</b>	<b>—</b>	<b>S</b>	<b>S</b>	<b>S</b>
Less than 50 lb .....	—	—	—	—	—	—	—	—	—	—	—	—
50 to 99 lb .....	—	—	—	—	—	—	—	—	—	—	—	—
100 to 499 lb .....	S	S	S	—	—	—	—	—	—	—	—	—
500 to 749 lb .....	S	S	S	—	—	—	—	—	—	—	—	—
750 to 999 lb .....	S	S	S	—	—	—	—	—	—	—	—	—
1,000 to 9,999 lb .....	101	100	17	S	S	S	—	—	—	—	—	—
10,000 to 49,999 lb .....	118	533	90	S	S	S	—	—	—	S	S	S
50,000 to 99,999 lb .....	194	941	175	7	29	11	—	—	—	—	—	—
100,000 lb or more .....	S	2 329	508	—	—	—	—	—	—	—	—	—
<b>SCTG 18, Fuel oils</b> .....	<b>962</b>	<b>5 468</b>	<b>1 040</b>	<b>S</b>	<b>S</b>	<b>S</b>	<b>S</b>	<b>S</b>	<b>S</b>	<b>S</b>	<b>S</b>	<b>S</b>
Less than 50 lb .....	S	S	S	—	—	—	S	S	S	—	—	—
50 to 99 lb .....	—	—	—	—	—	—	—	—	—	—	—	—
100 to 499 lb .....	—	S	S	—	—	—	—	—	—	—	—	—
500 to 749 lb .....	1	1	—	—	—	—	—	—	—	—	—	—
750 to 999 lb .....	S	—	S	—	—	—	—	—	—	—	—	—
1,000 to 9,999 lb .....	56	62	10	S	S	S	—	—	—	—	—	—
10,000 to 49,999 lb .....	S	S	S	S	S	S	—	—	—	S	S	S
50,000 to 99,999 lb .....	92	571	110	S	S	117	S	S	S	S	S	S
100,000 lb or more .....	S	S	785	—	—	—	—	—	—	—	—	—
<b>SCTG 19, Coal and petroleum products, n.e.c.</b> .....	<b>953</b>	<b>5 172</b>	<b>1 003</b>	<b>622</b>	<b>1 504</b>	<b>653</b>	<b>110</b>	<b>174</b>	<b>147</b>	<b>64</b>	<b>58</b>	<b>69</b>
Less than 50 lb .....	1	S	S	1	—	—	—	—	—	S	S	S
50 to 99 lb .....	S	—	S	S	S	S	S	—	—	S	S	S
100 to 499 lb .....	7	3	1	11	2	1	5	1	1	3	1	1
500 to 749 lb .....	S	1	—	S	S	S	S	S	1	S	S	S
750 to 999 lb .....	4	3	1	S	1	S	3	1	1	S	S	S
1,000 to 9,999 lb .....	41	48	9	46	18	8	18	12	9	4	2	2
10,000 to 49,999 lb .....	338	1 560	292	S	759	299	51	65	52	7	9	9
50,000 to 99,999 lb .....	60	397	S	S	S	S	—	—	—	S	S	S
100,000 lb or more .....	498	3 159	626	S	S	S	S	S	S	S	S	S
<b>SCTG 20, Basic chemicals</b> .....	<b>3 849</b>	<b>2 498</b>	<b>519</b>	<b>2 405</b>	<b>2 082</b>	<b>989</b>	<b>2 070</b>	<b>1 209</b>	<b>970</b>	<b>904</b>	<b>317</b>	<b>325</b>
Less than 50 lb .....	170	3	1	146	S	S	109	1	1	76	1	1
50 to 99 lb .....	30	2	—	17	1	—	S	1	1	85	S	S
100 to 499 lb .....	240	19	4	S	16	7	69	6	5	54	4	4
500 to 749 lb .....	82	10	2	51	8	4	42	5	S	30	4	4
750 to 999 lb .....	17	5	1	S	5	3	S	4	3	S	S	S
1,000 to 9,999 lb .....	S	307	63	509	120	50	497	101	78	220	67	66
10,000 to 49,999 lb .....	1 161	1 525	288	1 060	1 020	431	1 003	499	375	381	208	215
50,000 to 99,999 lb .....	S	S	S	12	12	5	29	14	11	S	S	S
100,000 lb or more .....	158	579	152	264	895	488	213	578	494	S	S	S
<b>SCTG 21, Pharmaceutical products</b> .....	<b>13 667</b>	<b>282</b>	<b>57</b>	<b>5 805</b>	<b>214</b>	<b>95</b>	<b>5 496</b>	<b>144</b>	<b>111</b>	<b>6 352</b>	<b>121</b>	<b>127</b>
Less than 50 lb .....	5 050	43	9	3 481	19	8	2 169	13	11	1 436	12	13
50 to 99 lb .....	2 020	S	S	255	4	2	257	5	4	200	3	3
100 to 499 lb .....	2 992	46	8	1 072	18	8	413	S	S	756	7	7
500 to 749 lb .....	S	12	2	S	3	2	S	S	S	S	S	S
750 to 999 lb .....	283	7	1	40	3	1	34	2	1	S	S	S
1,000 to 9,999 lb .....	1 748	52	12	467	41	18	737	26	19	156	9	9
10,000 to 49,999 lb .....	562	71	15	336	103	44	1 625	69	54	763	68	71
50,000 to 99,999 lb .....	—	—	—	S	S	S	S	S	S	—	—	—
100,000 lb or more .....	S	S	S	—	—	—	—	—	—	S	S	S

See footnotes at end of table.

**Table 10. Shipment Characteristics by Two-Digit Commodity and Shipment Size by Distance Shipped for the Region: 1997—Con.**

[For explanation of terms and meaning of abbreviations and symbols, see introductory text. Detail may not add to total because of rounding]

SCTG code, description, shipment size, and distance shipped	100 to 249 miles <sup>1</sup>			250 to 499 miles <sup>1</sup>			500 to 749 miles <sup>1</sup>			750 to 999 miles <sup>1</sup>		
	Value (million dollars)	Tons (thousands)	Ton-miles (millions)	Value (million dollars)	Tons (thousands)	Ton-miles (millions)	Value (million dollars)	Tons (thousands)	Ton-miles (millions)	Value (million dollars)	Tons (thousands)	Ton-miles (millions)
<b>SCTG 22, Fertilizers .....</b>	<b>S</b>	<b>S</b>	<b>S</b>	<b>S</b>	<b>S</b>	<b>S</b>	<b>33</b>	<b>S</b>	<b>S</b>	<b>18</b>	<b>S</b>	<b>S</b>
Less than 50 lb .....	S	S	S	S	S	S	S	S	S	S	S	S
50 to 99 lb .....	S	S	S	S	S	S	—	—	—	S	S	S
100 to 499 lb .....	S	S	S	S	S	S	S	S	S	—	—	—
500 to 749 lb .....	S	S	1	—	—	—	S	S	S	S	S	S
750 to 999 lb .....	S	S	S	—	—	—	—	—	—	S	S	S
1,000 to 9,999 lb .....	44	62	12	S	S	S	S	S	S	S	S	S
10,000 to 49,999 lb .....	S	S	S	S	S	S	S	S	S	S	S	S
50,000 to 99,999 lb .....	S	S	S	—	—	—	—	—	—	—	—	—
100,000 lb or more .....	—	—	—	—	—	—	S	S	S	—	—	—
<b>SCTG 23, Chemical products and preparations, n.e.c. ....</b>	<b>6 228</b>	<b>1 696</b>	<b>354</b>	<b>5 808</b>	<b>1 449</b>	<b>648</b>	<b>5 869</b>	<b>927</b>	<b>713</b>	<b>3 980</b>	<b>661</b>	<b>669</b>
Less than 50 lb .....	382	13	3	555	10	4	518	7	5	218	6	6
50 to 99 lb .....	136	10	2	137	7	3	S	4	3	49	2	2
100 to 499 lb .....	763	55	12	S	51	22	S	27	20	S	18	18
500 to 749 lb .....	304	39	8	S	21	9	81	15	11	28	6	7
750 to 999 lb .....	169	21	4	513	40	18	S	24	18	51	6	7
1,000 to 9,999 lb .....	S	316	68	1 319	231	100	S	196	146	1 724	141	142
10,000 to 49,999 lb .....	1 086	894	179	1 670	943	427	1 211	542	417	1 017	441	443
50,000 to 99,999 lb .....	S	S	S	33	S	S	S	S	S	S	15	S
100,000 lb or more .....	S	292	65	S	124	55	67	110	92	S	S	S
<b>SCTG 24, Plastics and rubber .....</b>	<b>7 989</b>	<b>8 519</b>	<b>2 003</b>	<b>6 112</b>	<b>2 040</b>	<b>892</b>	<b>5 654</b>	<b>1 810</b>	<b>1 347</b>	<b>3 116</b>	<b>957</b>	<b>979</b>
Less than 50 lb .....	623	21	4	521	14	6	362	11	8	218	6	6
50 to 99 lb .....	244	15	3	157	7	3	73	6	4	68	4	4
100 to 499 lb .....	715	86	17	644	54	24	406	43	34	315	35	36
500 to 749 lb .....	231	37	8	233	31	14	239	28	22	136	20	21
750 to 999 lb .....	200	38	8	128	23	10	203	21	16	104	14	14
1,000 to 9,999 lb .....	2 917	914	190	1 994	512	226	1 981	556	409	958	214	218
10,000 to 49,999 lb .....	2 920	1 537	341	2 314	1 270	543	2 281	1 050	779	1 210	587	594
50,000 to 99,999 lb .....	44	54	15	S	S	S	39	S	S	54	27	29
100,000 lb or more .....	94	S	S	103	117	61	70	72	57	53	50	56
<b>SCTG 25, Logs and other wood in the rough .....</b>	<b>S</b>	<b>S</b>	<b>S</b>	<b>S</b>	<b>S</b>	<b>S</b>	<b>S</b>	<b>16</b>	<b>12</b>	<b>S</b>	<b>S</b>	<b>S</b>
Less than 50 lb .....	—	—	—	S	S	S	—	—	—	—	—	—
50 to 99 lb .....	—	—	—	—	—	—	—	—	—	—	—	—
100 to 499 lb .....	S	S	S	—	—	—	—	—	—	S	S	S
500 to 749 lb .....	—	—	—	—	—	—	—	—	—	—	—	—
750 to 999 lb .....	S	S	S	—	—	—	—	—	—	—	—	—
1,000 to 9,999 lb .....	S	S	S	S	S	S	S	S	S	—	—	—
10,000 to 49,999 lb .....	S	159	32	S	S	S	S	S	S	S	S	S
50,000 to 99,999 lb .....	S	S	S	S	S	S	S	S	S	—	—	—
100,000 lb or more .....	S	S	35	22	S	S	S	S	S	—	—	—
<b>SCTG 26, Wood products ..</b>	<b>2 462</b>	<b>3 605</b>	<b>725</b>	<b>1 107</b>	<b>1 403</b>	<b>633</b>	<b>599</b>	<b>826</b>	<b>629</b>	<b>410</b>	<b>480</b>	<b>494</b>
Less than 50 lb .....	49	3	1	15	2	1	S	S	S	7	1	1
50 to 99 lb .....	28	4	1	9	1	1	3	—	—	3	—	—
100 to 499 lb .....	S	25	5	45	8	3	20	3	2	31	5	5
500 to 749 lb .....	54	13	3	22	5	2	8	2	1	16	2	2
750 to 999 lb .....	35	9	2	32	S	S	S	S	S	6	1	1
1,000 to 9,999 lb .....	589	239	45	229	74	33	62	22	16	81	30	30
10,000 to 49,999 lb .....	1 239	2 454	496	674	1 014	445	269	377	279	231	290	294
50,000 to 99,999 lb .....	187	596	120	58	150	65	25	113	86	S	S	S
100,000 lb or more .....	53	261	53	22	145	81	27	S	S	17	109	120
<b>SCTG 27, Pulp, newsprint, paper, and paperboard ...</b>	<b>3 601</b>	<b>3 601</b>	<b>778</b>	<b>3 217</b>	<b>3 272</b>	<b>1 500</b>	<b>2 038</b>	<b>2 251</b>	<b>1 719</b>	<b>2 201</b>	<b>2 079</b>	<b>2 252</b>
Less than 50 lb .....	11	1	—	5	1	—	4	—	—	6	—	—
50 to 99 lb .....	8	1	—	2	—	—	S	1	S	4	—	—
100 to 499 lb .....	48	13	3	34	5	2	14	3	2	14	2	2
500 to 749 lb .....	20	6	1	14	3	1	13	2	2	11	2	2
750 to 999 lb .....	28	6	1	13	3	1	15	3	2	12	3	3
1,000 to 9,999 lb .....	518	240	50	331	152	65	233	95	70	167	63	63
10,000 to 49,999 lb .....	2 872	3 106	662	2 452	2 682	1 178	1 577	1 855	1 384	1 331	1 186	1 155
50,000 to 99,999 lb .....	27	105	22	S	87	43	22	S	S	S	10	11
100,000 lb or more .....	69	121	38	265	338	208	154	231	207	640	814	1 015
<b>SCTG 28, Paper or paperboard articles .....</b>	<b>3 739</b>	<b>2 046</b>	<b>420</b>	<b>2 249</b>	<b>952</b>	<b>407</b>	<b>1 676</b>	<b>876</b>	<b>655</b>	<b>772</b>	<b>332</b>	<b>336</b>
Less than 50 lb .....	162	9	2	93	6	3	83	4	3	53	3	3
50 to 99 lb .....	34	4	1	25	3	1	12	1	1	S	S	2
100 to 499 lb .....	239	39	7	146	21	9	104	9	7	34	7	7
500 to 749 lb .....	67	18	4	46	8	3	S	5	4	20	3	3
750 to 999 lb .....	66	22	4	48	10	4	15	3	3	9	2	2
1,000 to 9,999 lb .....	863	416	82	564	148	64	248	81	60	169	67	68
10,000 to 49,999 lb .....	2 299	1 514	315	1 326	756	323	1 096	557	408	465	242	245
50,000 to 99,999 lb .....	S	S	S	S	S	S	S	S	S	S	S	S
100,000 lb or more .....	S	S	S	—	—	—	S	S	S	S	S	S

See footnotes at end of table.

**Table 10. Shipment Characteristics by Two-Digit Commodity and Shipment Size by Distance Shipped for the Region: 1997—Con.**

[For explanation of terms and meaning of abbreviations and symbols, see introductory text. Detail may not add to total because of rounding]

SCTG code, description, shipment size, and distance shipped	100 to 249 miles <sup>1</sup>			250 to 499 miles <sup>1</sup>			500 to 749 miles <sup>1</sup>			750 to 999 miles <sup>1</sup>		
	Value (million dollars)	Tons (thousands)	Ton-miles (millions)	Value (million dollars)	Tons (thousands)	Ton-miles (millions)	Value (million dollars)	Tons (thousands)	Ton-miles (millions)	Value (million dollars)	Tons (thousands)	Ton-miles (millions)
<b>SCTG 29, Printed products</b> .....	<b>S</b>	<b>2 702</b>	<b>604</b>	<b>8 103</b>	<b>1 039</b>	<b>457</b>	<b>5 800</b>	<b>912</b>	<b>706</b>	<b>4 726</b>	<b>421</b>	<b>427</b>
Less than 50 lb .....	2 527	77	17	1 440	44	19	946	31	23	1 169	32	33
50 to 99 lb .....	571	25	6	489	21	10	561	18	13	S	20	21
100 to 499 lb .....	S	245	51	835	61	29	825	48	35	S	S	S
500 to 749 lb .....	S	S	S	S	14	5	S	S	S	S	S	17
750 to 999 lb .....	122	25	5	S	S	S	S	S	S	43	5	6
1,000 to 9,999 lb .....	S	S	S	S	294	132	S	205	164	647	92	95
10,000 to 49,999 lb .....	1 490	1 051	214	856	486	210	508	389	298	473	135	136
50,000 to 99,999 lb .....	20	S	S	S	S	S	S	S	S	S	S	S
100,000 lb or more .....	S	S	S	S	S	S	S	S	S	S	S	S
<b>SCTG 30, Textiles, leather, and articles of textiles or leather</b> .....	<b>9 817</b>	<b>740</b>	<b>161</b>	<b>8 116</b>	<b>573</b>	<b>265</b>	<b>7 683</b>	<b>504</b>	<b>375</b>	<b>6 273</b>	<b>314</b>	<b>312</b>
Less than 50 lb .....	2 276	51	11	2 072	53	24	1 938	49	37	1 492	38	39
50 to 99 lb .....	429	22	5	302	12	6	396	13	10	455	18	18
100 to 499 lb .....	1 365	67	14	1 052	53	24	1 067	46	35	S	S	S
500 to 749 lb .....	688	32	6	377	15	8	429	18	14	263	13	14
750 to 999 lb .....	386	22	5	474	14	7	167	10	7	123	8	8
1,000 to 9,999 lb .....	3 191	228	47	2 064	154	70	2 625	165	121	1 240	79	80
10,000 to 49,999 lb .....	1 454	280	64	1 759	270	128	875	153	112	837	72	69
50,000 to 99,999 lb .....	S	S	S	S	S	S	S	S	S	S	S	S
100,000 lb or more .....	S	S	S	—	—	—	S	S	S	—	—	—
<b>SCTG 31, Nonmetallic mineral products</b> .....	<b>3 313</b>	<b>9 773</b>	<b>1 990</b>	<b>2 447</b>	<b>3 078</b>	<b>1 317</b>	<b>1 582</b>	<b>1 167</b>	<b>869</b>	<b>693</b>	<b>446</b>	<b>453</b>
Less than 50 lb .....	204	6	1	183	6	3	101	4	3	58	3	3
50 to 99 lb .....	29	3	1	36	3	1	23	2	2	22	S	S
100 to 499 lb .....	179	25	5	224	17	7	115	15	12	103	6	7
500 to 749 lb .....	35	9	2	31	6	3	19	3	2	14	2	2
750 to 999 lb .....	18	4	1	45	7	3	S	S	S	S	1	1
1,000 to 9,999 lb .....	521	353	81	338	149	64	373	123	96	262	93	93
10,000 to 49,999 lb .....	2 059	5 918	1 185	1 495	2 518	1 080	816	792	584	187	259	265
50,000 to 99,999 lb .....	173	2 475	422	31	215	88	9	67	48	S	S	S
100,000 lb or more .....	96	S	S	64	157	68	S	S	S	S	S	S
<b>SCTG 32, Base metal in primary or semifinished forms and in finished basic shapes</b> .....	<b>9 312</b>	<b>7 027</b>	<b>1 618</b>	<b>12 354</b>	<b>7 357</b>	<b>3 414</b>	<b>6 944</b>	<b>3 969</b>	<b>3 082</b>	<b>3 769</b>	<b>S</b>	<b>S</b>
Less than 50 lb .....	217	6	1	162	5	2	97	2	1	77	2	2
50 to 99 lb .....	106	7	2	52	4	2	38	2	1	39	1	2
100 to 499 lb .....	477	44	8	314	27	12	298	15	12	173	14	15
500 to 749 lb .....	127	17	4	141	15	7	87	7	5	40	6	6
750 to 999 lb .....	126	24	5	92	15	6	146	8	6	73	10	10
1,000 to 9,999 lb .....	1 756	561	117	1 553	395	173	1 040	225	162	555	119	124
10,000 to 49,999 lb .....	5 186	4 254	909	8 073	4 892	2 185	4 313	2 728	2 018	1 471	914	912
50,000 to 99,999 lb .....	543	700	150	S	471	190	179	195	160	S	123	115
100,000 lb or more .....	773	1 413	422	1 470	1 534	838	S	S	S	1 302	S	S
<b>SCTG 33, Articles of base metal</b> .....	<b>6 125</b>	<b>3 630</b>	<b>828</b>	<b>4 597</b>	<b>2 270</b>	<b>983</b>	<b>2 927</b>	<b>932</b>	<b>693</b>	<b>2 317</b>	<b>532</b>	<b>562</b>
Less than 50 lb .....	921	22	5	477	11	5	423	10	7	367	7	8
50 to 99 lb .....	232	16	3	157	8	4	158	8	6	125	6	6
100 to 499 lb .....	718	70	15	460	46	20	553	43	30	317	27	27
500 to 749 lb .....	292	35	8	155	17	7	135	17	13	56	9	9
750 to 999 lb .....	171	29	6	133	16	7	56	9	6	71	8	8
1,000 to 9,999 lb .....	1 452	601	125	1 246	392	167	622	189	141	936	143	145
10,000 to 49,999 lb .....	2 025	2 197	444	1 737	1 446	613	909	481	351	384	261	268
50,000 to 99,999 lb .....	58	72	15	S	111	S	28	57	44	S	S	S
100,000 lb or more .....	S	S	S	159	S	S	S	S	S	57	64	84
<b>SCTG 34, Machinery</b> .....	<b>9 853</b>	<b>856</b>	<b>181</b>	<b>8 983</b>	<b>814</b>	<b>321</b>	<b>5 376</b>	<b>456</b>	<b>336</b>	<b>5 169</b>	<b>264</b>	<b>271</b>
Less than 50 lb .....	1 478	19	4	874	12	5	776	8	7	540	5	6
50 to 99 lb .....	605	11	2	257	6	3	281	5	4	292	5	6
100 to 499 lb .....	1 149	46	10	872	30	13	711	26	20	963	21	23
500 to 749 lb .....	873	40	9	230	16	7	296	12	9	271	9	10
750 to 999 lb .....	393	23	5	178	12	5	126	10	7	S	6	6
1,000 to 9,999 lb .....	2 342	242	54	2 478	166	66	1 374	104	77	1 494	92	96
10,000 to 49,999 lb .....	2 243	379	83	3 703	493	189	1 623	261	188	1 065	117	117
50,000 to 99,999 lb .....	289	74	10	257	51	20	81	S	S	S	S	S
100,000 lb or more .....	S	23	5	S	S	S	S	11	8	S	S	S
<b>SCTG 35, Electronic and other electrical equipment and components and office equipment</b> .....	<b>22 935</b>	<b>809</b>	<b>174</b>	<b>15 758</b>	<b>792</b>	<b>335</b>	<b>16 352</b>	<b>798</b>	<b>617</b>	<b>11 224</b>	<b>335</b>	<b>349</b>
Less than 50 lb .....	6 596	40	9	4 857	28	13	3 470	23	18	3 146	16	16
50 to 99 lb .....	1 574	18	4	1 506	17	7	745	10	7	911	8	8
100 to 499 lb .....	5 381	84	19	2 851	63	28	2 446	53	41	3 335	46	50
500 to 749 lb .....	S	36	8	940	20	9	S	27	22	586	11	12
750 to 999 lb .....	1 623	27	6	383	15	8	289	10	8	310	11	11
1,000 to 9,999 lb .....	3 734	245	52	3 293	172	76	2 862	182	135	2 476	127	133
10,000 to 49,999 lb .....	2 303	349	74	1 903	456	187	5 278	490	382	459	115	118
50,000 to 99,999 lb .....	13	7	1	S	S	S	S	S	S	—	—	—
100,000 lb or more .....	S	S	S	—	—	—	S	S	S	—	—	—

See footnotes at end of table.

**Table 10. Shipment Characteristics by Two-Digit Commodity and Shipment Size by Distance Shipped for the Region: 1997—Con.**

[For explanation of terms and meaning of abbreviations and symbols, see introductory text. Detail may not add to total because of rounding]

SCTG code, description, shipment size, and distance shipped	100 to 249 miles <sup>1</sup>			250 to 499 miles <sup>1</sup>			500 to 749 miles <sup>1</sup>			750 to 999 miles <sup>1</sup>		
	Value (million dollars)	Tons (thousands)	Ton-miles (millions)	Value (million dollars)	Tons (thousands)	Ton-miles (millions)	Value (million dollars)	Tons (thousands)	Ton-miles (millions)	Value (million dollars)	Tons (thousands)	Ton-miles (millions)
<b>SCTG 36, Motorized and other vehicles (including parts) . . . . .</b>	<b>5 951</b>	<b>845</b>	<b>182</b>	<b>7 413</b>	<b>1 289</b>	<b>596</b>	<b>4 401</b>	<b>683</b>	<b>500</b>	<b>2 011</b>	<b>292</b>	<b>312</b>
Less than 50 lb . . . . .	704	27	6	259	9	4	253	8	6	197	6	6
50 to 99 lb . . . . .	246	20	4	108	6	3	105	7	6	60	3	3
100 to 499 lb . . . . .	808	56	12	536	35	14	239	15	12	343	22	24
500 to 749 lb . . . . .	261	18	3	109	9	4	95	5	4	59	6	6
750 to 999 lb . . . . .	S	13	2	177	S	S	S	5	4	S	3	3
1,000 to 9,999 lb . . . . .	1 769	260	50	1 148	149	63	981	154	114	554	72	75
10,000 to 49,999 lb . . . . .	1 895	424	99	3 110	793	342	1 471	316	227	677	172	187
50,000 to 99,999 lb . . . . .	S	S	S	S	83	53	S	53	39	S	8	9
100,000 lb or more . . . . .	S	S	S	S	193	108	S	S	S	—	—	—
<b>SCTG 37, Transportation equipment, n.e.c. . . . .</b>	<b>1 528</b>	<b>134</b>	<b>31</b>	<b>1 015</b>	<b>S</b>	<b>S</b>	<b>914</b>	<b>S</b>	<b>S</b>	<b>691</b>	<b>43</b>	<b>45</b>
Less than 50 lb . . . . .	634	1	—	330	1	—	261	1	1	244	—	—
50 to 99 lb . . . . .	75	—	—	31	—	—	S	S	S	S	—	—
100 to 499 lb . . . . .	191	1	—	153	2	1	193	S	S	76	1	1
500 to 749 lb . . . . .	S	S	S	S	S	S	S	S	S	10	1	1
750 to 999 lb . . . . .	S	1	—	18	1	—	S	—	—	S	S	S
1,000 to 9,999 lb . . . . .	178	21	4	121	18	7	49	5	4	112	S	15
10,000 to 49,999 lb . . . . .	158	61	14	125	65	30	S	S	S	47	11	12
50,000 to 99,999 lb . . . . .	S	S	S	S	S	S	—	—	—	S	S	S
100,000 lb or more . . . . .	S	S	S	S	S	S	—	—	—	S	S	S
<b>SCTG 38, Precision instruments and apparatus . . . . .</b>	<b>4 613</b>	<b>72</b>	<b>16</b>	<b>5 294</b>	<b>75</b>	<b>33</b>	<b>4 661</b>	<b>102</b>	<b>77</b>	<b>2 711</b>	<b>30</b>	<b>30</b>
Less than 50 lb . . . . .	2 367	13	3	2 572	12	6	2 251	12	9	1 599	8	8
50 to 99 lb . . . . .	379	5	1	488	6	3	646	4	3	220	2	2
100 to 499 lb . . . . .	836	17	4	773	13	6	813	13	10	571	10	10
500 to 749 lb . . . . .	110	4	1	199	3	2	64	2	2	51	1	1
750 to 999 lb . . . . .	52	S	S	152	3	1	S	1	1	S	S	S
1,000 to 9,999 lb . . . . .	639	13	3	943	21	9	572	16	12	187	5	6
10,000 to 49,999 lb . . . . .	230	17	4	S	S	S	251	54	41	S	S	S
50,000 to 99,999 lb . . . . .	—	—	—	—	—	—	—	—	—	—	—	—
100,000 lb or more . . . . .	—	—	—	—	—	—	—	—	—	—	—	—
<b>SCTG 39, Furniture, mattresses and mattress supports, lamps, lighting fittings, and illuminated signs . . . . .</b>	<b>2 420</b>	<b>438</b>	<b>85</b>	<b>1 343</b>	<b>194</b>	<b>87</b>	<b>593</b>	<b>109</b>	<b>83</b>	<b>873</b>	<b>130</b>	<b>135</b>
Less than 50 lb . . . . .	95	S	S	40	2	1	44	2	2	36	2	2
50 to 99 lb . . . . .	71	4	1	28	2	1	22	2	2	12	1	1
100 to 499 lb . . . . .	460	43	8	186	23	10	134	18	13	104	13	13
500 to 749 lb . . . . .	126	19	4	67	8	4	83	10	7	53	7	8
750 to 999 lb . . . . .	86	14	3	61	7	3	13	2	1	26	3	3
1,000 to 9,999 lb . . . . .	859	156	31	476	78	34	193	42	33	501	66	68
10,000 to 49,999 lb . . . . .	717	188	36	476	72	33	104	33	26	140	37	39
50,000 to 99,999 lb . . . . .	S	S	S	S	S	S	—	—	—	S	S	S
100,000 lb or more . . . . .	—	—	—	—	—	—	—	—	—	—	—	—
<b>SCTG 40, Miscellaneous manufactured products . . . . .</b>	<b>13 629</b>	<b>2 197</b>	<b>440</b>	<b>10 879</b>	<b>1 109</b>	<b>497</b>	<b>9 214</b>	<b>960</b>	<b>717</b>	<b>6 295</b>	<b>603</b>	<b>613</b>
Less than 50 lb . . . . .	4 895	69	14	4 197	57	26	3 909	86	61	2 644	S	S
50 to 99 lb . . . . .	606	27	6	707	17	8	674	20	15	258	13	13
100 to 499 lb . . . . .	1 720	99	20	1 767	77	35	1 124	67	50	976	62	64
500 to 749 lb . . . . .	358	32	7	503	42	19	191	20	14	190	16	17
750 to 999 lb . . . . .	325	33	7	315	24	11	220	21	16	134	11	12
1,000 to 9,999 lb . . . . .	2 278	405	84	1 445	259	116	1 765	217	159	1 385	198	198
10,000 to 49,999 lb . . . . .	3 022	1 337	258	1 826	543	248	1 265	453	343	672	179	185
50,000 to 99,999 lb . . . . .	87	82	17	42	29	13	S	S	S	S	S	S
100,000 lb or more . . . . .	S	S	S	S	S	S	S	S	S	S	S	S
<b>SCTG 41, Waste and scrap . . . . .</b>	<b>1 397</b>	<b>6 135</b>	<b>1 399</b>	<b>994</b>	<b>2 815</b>	<b>1 251</b>	<b>593</b>	<b>S</b>	<b>S</b>	<b>485</b>	<b>999</b>	<b>S</b>
Less than 50 lb . . . . .	S	S	S	S	S	S	S	S	S	S	S	S
50 to 99 lb . . . . .	S	S	S	S	S	S	S	S	S	—	—	—
100 to 499 lb . . . . .	S	S	S	S	S	S	S	—	—	S	S	S
500 to 749 lb . . . . .	S	S	S	S	S	S	2	—	—	S	S	S
750 to 999 lb . . . . .	S	S	S	S	S	S	S	S	S	—	—	—
1,000 to 9,999 lb . . . . .	S	11	2	15	6	3	S	S	S	S	S	S
10,000 to 49,999 lb . . . . .	1 181	4 934	1 130	681	1 315	551	S	283	205	159	197	203
50,000 to 99,999 lb . . . . .	S	333	64	29	106	46	S	S	S	S	S	S
100,000 lb or more . . . . .	83	856	203	236	1 387	651	S	S	S	S	S	S
<b>SCTG 43, Mixed freight . . . . .</b>	<b>4 296</b>	<b>1 834</b>	<b>334</b>	<b>1 079</b>	<b>461</b>	<b>190</b>	<b>694</b>	<b>221</b>	<b>168</b>	<b>S</b>	<b>73</b>	<b>76</b>
Less than 50 lb . . . . .	253	22	4	108	8	3	S	S	S	7	S	S
50 to 99 lb . . . . .	104	14	3	31	4	1	S	—	—	S	S	S
100 to 499 lb . . . . .	270	72	14	74	26	11	100	8	6	S	S	S
500 to 749 lb . . . . .	S	27	5	25	4	1	S	S	S	S	S	S
750 to 999 lb . . . . .	91	35	6	4	S	S	S	S	S	S	S	S
1,000 to 9,999 lb . . . . .	1 361	612	108	217	90	37	S	S	S	S	19	20
10,000 to 49,999 lb . . . . .	1 992	983	184	613	325	133	307	186	143	S	S	S
50,000 to 99,999 lb . . . . .	S	S	S	S	S	S	—	—	—	—	—	—
100,000 lb or more . . . . .	S	S	S	—	—	—	—	—	—	—	—	—

See footnotes at end of table.

Table 10. **Shipment Characteristics by Two-Digit Commodity and Shipment Size by Distance Shipped for the Region: 1997—Con.**

[For explanation of terms and meaning of abbreviations and symbols, see introductory text. Detail may not add to total because of rounding]

SCTG code, description, shipment size, and distance shipped	100 to 249 miles <sup>1</sup>			250 to 499 miles <sup>1</sup>			500 to 749 miles <sup>1</sup>			750 to 999 miles <sup>1</sup>		
	Value (million dollars)	Tons (thousands)	Ton-miles (millions)	Value (million dollars)	Tons (thousands)	Ton-miles (millions)	Value (million dollars)	Tons (thousands)	Ton-miles (millions)	Value (million dollars)	Tons (thousands)	Ton-miles (millions)
<b>Commodity unknown.....</b>	<b>957</b>	<b>272</b>	<b>62</b>	<b>524</b>	<b>158</b>	<b>68</b>	<b>496</b>	<b>146</b>	<b>113</b>	<b>426</b>	<b>107</b>	<b>112</b>
Less than 50 lb .....	115	1	—	139	2	1	26	1	—	56	1	1
50 to 99 lb .....	S	1	—	S	1	—	S	S	S	S	S	S
100 to 499 lb .....	S	6	1	16	1	1	44	2	1	S	2	2
500 to 749 lb .....	S	3	1	7	S	1	S	—	—	S	S	S
750 to 999 lb .....	17	S	—	S	S	S	S	—	—	S	S	S
1,000 to 9,999 lb .....	362	S	S	146	S	S	S	S	S	S	S	S
10,000 to 49,999 lb .....	273	149	33	152	95	40	298	112	87	147	79	80
50,000 to 99,999 lb .....	S	10	3	S	S	S	S	S	S	—	—	—
100,000 lb or more .....	S	S	S	S	S	S	—	—	—	S	S	S

See footnotes at end of table.

**Table 10. Shipment Characteristics by Two-Digit Commodity and Shipment Size by Distance Shipped for the Region: 1997—Con.**

[For explanation of terms and meaning of abbreviations and symbols, see introductory text. Detail may not add to total because of rounding]

SCTG code, description, shipment size, and distance shipped	1,000 to 1,499 miles <sup>1</sup>			1,500 to 1,999 miles <sup>1</sup>			2,000 miles or more <sup>1</sup>		
	Value (million dollars)	Tons (thousands)	Ton-miles (millions)	Value (million dollars)	Tons (thousands)	Ton-miles (millions)	Value (million dollars)	Tons (thousands)	Ton-miles (millions)
<b>All commodities</b> .....	<b>2.7</b>	<b>19.0</b>	<b>18.7</b>	<b>9.2</b>	<b>20.8</b>	<b>22.5</b>	<b>4.2</b>	<b>3.9</b>	<b>4.2</b>
Less than 50 lb .....	6.4	6.8	6.6	12.1	5.6	5.2	7.8	9.8	9.4
50 to 99 lb .....	10.3	17.3	18.1	12.1	17.9	18.8	10.4	10.8	10.6
100 to 499 lb .....	9.7	7.0	7.6	20.0	8.6	8.9	10.5	15.5	14.7
500 to 749 lb .....	14.4	9.8	11.4	S	21.4	22.4	12.6	29.0	28.4
750 to 999 lb .....	9.9	10.3	10.1	32.4	15.0	14.9	47.9	44.7	43.9
1,000 to 9,999 lb .....	6.5	6.8	7.1	25.1	13.5	13.1	6.8	8.2	7.5
10,000 to 49,999 lb .....	4.0	1.9	2.3	6.8	10.0	10.2	6.7	6.2	6.2
50,000 to 99,999 lb .....	26.8	29.1	28.3	23.6	26.9	27.2	24.0	26.6	26.0
100,000 lb or more .....	24.3	48.4	46.1	49.0	S	S	27.5	22.9	23.7
<b>SCTG 01, Live animals and live fish</b> .....	<b>S</b>	<b>S</b>	<b>S</b>	<b>S</b>	<b>S</b>	<b>S</b>	<b>S</b>	<b>S</b>	<b>S</b>
Less than 50 lb .....	—	—	—	—	—	—	—	—	—
50 to 99 lb .....	—	—	—	S	S	S	—	—	—
100 to 499 lb .....	—	—	—	—	—	—	S	S	S
500 to 749 lb .....	—	—	—	—	—	—	—	—	—
750 to 999 lb .....	—	—	—	—	—	—	—	—	—
1,000 to 9,999 lb .....	S	S	S	—	—	—	—	—	—
10,000 to 49,999 lb .....	S	S	S	—	—	—	—	—	—
50,000 to 99,999 lb .....	S	S	S	—	—	—	—	—	—
100,000 lb or more .....	—	—	—	—	—	—	—	—	—
<b>SCTG 02, Cereal grains</b> ....	<b>S</b>	<b>S</b>	<b>S</b>	<b>—</b>	<b>—</b>	<b>—</b>	<b>S</b>	<b>S</b>	<b>S</b>
Less than 50 lb .....	—	—	—	—	—	—	—	—	—
50 to 99 lb .....	—	—	—	—	—	—	—	—	—
100 to 499 lb .....	—	—	—	—	—	—	—	—	—
500 to 749 lb .....	—	—	—	—	—	—	—	—	—
750 to 999 lb .....	—	—	—	—	—	—	—	—	—
1,000 to 9,999 lb .....	S	S	S	—	—	—	—	—	—
10,000 to 49,999 lb .....	S	S	S	—	—	—	S	S	S
50,000 to 99,999 lb .....	—	—	—	—	—	—	—	—	—
100,000 lb or more .....	S	S	S	—	—	—	—	—	—
<b>SCTG 03, Other agricultural products</b> .....	<b>43.1</b>	<b>45.8</b>	<b>39.3</b>	<b>39.0</b>	<b>S</b>	<b>S</b>	<b>48.8</b>	<b>S</b>	<b>S</b>
Less than 50 lb .....	39.9	49.6	48.2	42.7	S	S	S	S	S
50 to 99 lb .....	S	S	S	S	S	S	S	S	S
100 to 499 lb .....	S	S	S	S	S	S	S	48.9	47.3
500 to 749 lb .....	S	S	S	S	S	S	S	—	—
750 to 999 lb .....	S	S	S	S	S	S	—	—	—
1,000 to 9,999 lb .....	39.7	32.0	30.8	S	S	S	S	S	S
10,000 to 49,999 lb .....	S	S	45.4	S	S	S	S	S	S
50,000 to 99,999 lb .....	—	—	—	—	—	—	—	—	—
100,000 lb or more .....	S	S	S	—	—	—	—	—	—
<b>SCTG 04, Animal feed and products of animal origin, n.e.c.</b> .....	<b>38.9</b>	<b>30.4</b>	<b>31.2</b>	<b>S</b>	<b>30.7</b>	<b>30.8</b>	<b>45.7</b>	<b>26.9</b>	<b>27.3</b>
Less than 50 lb .....	S	S	S	S	S	S	S	S	S
50 to 99 lb .....	S	S	S	S	S	S	—	—	—
100 to 499 lb .....	S	S	S	S	S	S	S	S	S
500 to 749 lb .....	S	S	S	S	S	S	—	—	—
750 to 999 lb .....	—	—	—	—	—	—	—	—	—
1,000 to 9,999 lb .....	S	S	S	S	S	S	S	S	S
10,000 to 49,999 lb .....	41.1	35.1	36.7	47.7	37.4	37.0	31.7	36.1	34.4
50,000 to 99,999 lb .....	S	S	S	S	S	S	S	S	S
100,000 lb or more .....	—	—	—	—	—	—	S	S	S
<b>SCTG 05, Meat, fish, seafood, and their preparations</b> .....	<b>29.3</b>	<b>32.8</b>	<b>33.3</b>	<b>37.7</b>	<b>39.9</b>	<b>40.0</b>	<b>26.7</b>	<b>27.6</b>	<b>27.3</b>
Less than 50 lb .....	S	S	S	S	S	S	S	S	S
50 to 99 lb .....	S	S	S	S	S	S	S	S	S
100 to 499 lb .....	S	S	S	S	S	S	37.6	47.0	46.7
500 to 749 lb .....	S	S	S	S	S	S	S	S	S
750 to 999 lb .....	32.3	37.4	37.0	S	S	S	S	S	S
1,000 to 9,999 lb .....	33.4	36.5	36.6	34.5	34.8	34.7	22.4	25.9	26.0
10,000 to 49,999 lb .....	32.6	35.3	35.7	42.4	42.7	43.0	30.7	30.3	29.7
50,000 to 99,999 lb .....	—	—	—	—	—	—	S	S	S
100,000 lb or more .....	S	S	S	—	—	—	S	S	S
<b>SCTG 06, Milled grain products and preparations, and bakery products</b> .....	<b>15.5</b>	<b>14.7</b>	<b>15.7</b>	<b>48.3</b>	<b>28.9</b>	<b>28.7</b>	<b>14.4</b>	<b>24.3</b>	<b>24.2</b>
Less than 50 lb .....	S	45.7	44.8	S	S	S	41.3	40.2	40.4
50 to 99 lb .....	S	S	S	S	S	S	S	S	S
100 to 499 lb .....	S	S	S	S	S	S	S	S	S
500 to 749 lb .....	S	S	S	—	—	—	S	S	S
750 to 999 lb .....	S	S	S	S	S	S	47.9	41.2	41.1
1,000 to 9,999 lb .....	28.9	27.4	27.5	35.0	S	S	25.7	30.0	31.5
10,000 to 49,999 lb .....	17.1	17.2	18.4	S	28.4	28.0	15.0	18.5	16.4
50,000 to 99,999 lb .....	S	S	S	—	—	—	S	S	S
100,000 lb or more .....	S	S	S	—	—	—	S	S	S

See footnotes at end of table.



**Table 10. Shipment Characteristics by Two-Digit Commodity and Shipment Size by Distance Shipped for the Region: 1997—Con.**

[For explanation of terms and meaning of abbreviations and symbols, see introductory text. Detail may not add to total because of rounding]

SCTG code, description, shipment size, and distance shipped	1,000 to 1,499 miles <sup>1</sup>			1,500 to 1,999 miles <sup>1</sup>			2,000 miles or more <sup>1</sup>		
	Value (million dollars)	Tons (thousands)	Ton-miles (millions)	Value (million dollars)	Tons (thousands)	Ton-miles (millions)	Value (million dollars)	Tons (thousands)	Ton-miles (millions)
<b>SCTG 07, Other prepared foodstuffs and fats and oils .....</b>	<b>7.6</b>	<b>5.7</b>	<b>5.4</b>	<b>19.0</b>	<b>20.2</b>	<b>18.8</b>	<b>11.0</b>	<b>11.4</b>	<b>11.5</b>
Less than 50 lb .....	S	S	S	S	S	S	35.5	32.6	31.6
50 to 99 lb .....	S	S	S	S	S	S	S	26.6	26.8
100 to 499 lb .....	S	S	S	25.2	22.0	21.5	45.6	S	S
500 to 749 lb .....	42.5	34.1	35.1	S	S	S	38.6	34.1	32.5
750 to 999 lb .....	S	S	S	49.7	42.5	42.7	35.9	42.4	40.7
1,000 to 9,999 lb .....	22.0	14.6	13.8	33.1	27.5	26.7	39.6	30.8	31.1
10,000 to 49,999 lb .....	7.1	6.3	6.4	18.2	23.6	22.4	11.4	13.4	13.6
50,000 to 99,999 lb .....	S	S	S	S	S	S	S	S	S
100,000 lb or more .....	S	S	S	—	—	—	49.2	46.9	47.4
<b>SCTG 08, Alcoholic beverages .....</b>	<b>40.3</b>	<b>46.3</b>	<b>44.8</b>	<b>46.6</b>	<b>40.6</b>	<b>39.6</b>	<b>45.6</b>	<b>29.9</b>	<b>33.4</b>
Less than 50 lb .....	S	S	S	—	—	—	S	S	S
50 to 99 lb .....	S	S	S	—	—	—	—	—	—
100 to 499 lb .....	—	—	—	S	S	S	S	S	S
500 to 749 lb .....	—	—	—	—	—	—	—	—	—
750 to 999 lb .....	S	S	S	—	—	—	—	—	—
1,000 to 9,999 lb .....	41.2	45.0	46.2	S	S	S	S	S	S
10,000 to 49,999 lb .....	47.3	S	S	S	42.6	41.4	38.6	31.3	35.2
50,000 to 99,999 lb .....	—	—	—	—	—	—	—	—	—
100,000 lb or more .....	S	S	S	—	—	—	S	S	S
<b>SCTG 09, Tobacco products .....</b>	<b>28.4</b>	<b>32.4</b>	<b>32.6</b>	<b>34.4</b>	<b>40.1</b>	<b>39.3</b>	<b>26.4</b>	<b>29.6</b>	<b>29.3</b>
Less than 50 lb .....	S	31.4	33.3	S	36.9	36.9	37.7	29.6	30.9
50 to 99 lb .....	43.1	39.6	39.8	S	S	S	49.5	33.0	32.6
100 to 499 lb .....	49.8	44.3	44.8	S	S	S	40.3	42.0	41.5
500 to 749 lb .....	39.2	39.0	38.4	—	—	—	S	S	S
750 to 999 lb .....	S	S	S	S	S	S	—	—	—
1,000 to 9,999 lb .....	S	S	S	S	S	S	45.0	46.7	45.5
10,000 to 49,999 lb .....	S	S	S	—	—	—	—	—	—
50,000 to 99,999 lb .....	—	—	—	—	—	—	—	—	—
100,000 lb or more .....	—	—	—	—	—	—	—	—	—
<b>SCTG 10, Monumental or building stone .....</b>	<b>46.2</b>	<b>S</b>	<b>S</b>	<b>S</b>	<b>S</b>	<b>S</b>	<b>S</b>	<b>S</b>	<b>S</b>
Less than 50 lb .....	—	—	—	—	—	—	—	—	—
50 to 99 lb .....	—	—	—	—	—	—	—	—	—
100 to 499 lb .....	—	—	—	—	—	—	—	—	—
500 to 749 lb .....	—	—	—	—	—	—	—	—	—
750 to 999 lb .....	—	—	—	—	—	—	—	—	—
1,000 to 9,999 lb .....	S	S	S	—	—	—	S	S	S
10,000 to 49,999 lb .....	46.2	S	S	S	S	S	S	S	S
50,000 to 99,999 lb .....	—	—	—	S	S	S	—	—	—
100,000 lb or more .....	—	—	—	—	—	—	—	—	—
<b>SCTG 11, Natural sands ....</b>	<b>46.7</b>	<b>S</b>	<b>S</b>	<b>S</b>	<b>S</b>	<b>S</b>	<b>S</b>	<b>48.7</b>	<b>48.4</b>
Less than 50 lb .....	—	—	—	—	—	—	—	—	—
50 to 99 lb .....	—	—	—	—	—	—	—	—	—
100 to 499 lb .....	S	S	S	S	S	S	S	S	S
500 to 749 lb .....	S	S	S	—	—	—	S	S	S
750 to 999 lb .....	—	—	—	—	—	—	—	—	—
1,000 to 9,999 lb .....	S	S	S	S	S	S	S	S	S
10,000 to 49,999 lb .....	36.6	S	S	S	S	S	S	45.7	45.8
50,000 to 99,999 lb .....	S	S	S	—	—	—	S	S	S
100,000 lb or more .....	S	S	S	—	—	—	—	—	—
<b>SCTG 12, Gravel and crushed stone .....</b>	<b>S</b>	<b>S</b>	<b>S</b>	<b>S</b>	<b>S</b>	<b>S</b>	<b>S</b>	<b>S</b>	<b>S</b>
Less than 50 lb .....	—	—	—	—	—	—	—	—	—
50 to 99 lb .....	—	—	—	—	—	—	—	—	—
100 to 499 lb .....	S	S	S	—	—	—	—	—	—
500 to 749 lb .....	—	—	—	—	—	—	—	—	—
750 to 999 lb .....	S	S	S	—	—	—	—	—	—
1,000 to 9,999 lb .....	S	S	S	—	—	—	—	—	—
10,000 to 49,999 lb .....	S	S	S	S	S	S	S	S	S
50,000 to 99,999 lb .....	—	—	—	—	—	—	—	—	—
100,000 lb or more .....	S	S	S	—	—	—	—	—	—
<b>SCTG 13, Nonmetallic minerals n.e.c. ....</b>	<b>38.6</b>	<b>34.7</b>	<b>36.1</b>	<b>41.1</b>	<b>29.9</b>	<b>29.2</b>	<b>S</b>	<b>33.1</b>	<b>33.2</b>
Less than 50 lb .....	S	S	S	—	—	—	S	S	S
50 to 99 lb .....	S	S	S	—	—	—	—	—	—
100 to 499 lb .....	41.3	41.2	40.7	S	S	S	S	S	S
500 to 749 lb .....	S	S	S	S	S	S	—	—	—
750 to 999 lb .....	S	S	S	—	—	—	—	—	—
1,000 to 9,999 lb .....	S	S	S	S	S	S	S	S	S
10,000 to 49,999 lb .....	S	41.3	43.6	43.2	31.4	30.2	S	36.7	36.6
50,000 to 99,999 lb .....	—	—	—	—	—	—	—	—	—
100,000 lb or more .....	45.1	45.1	44.7	S	S	S	—	—	—

See footnotes at end of table.

**Table 10. Shipment Characteristics by Two-Digit Commodity and Shipment Size by Distance Shipped for the Region: 1997—Con.**

[For explanation of terms and meaning of abbreviations and symbols, see introductory text. Detail may not add to total because of rounding]

SCTG code, description, shipment size, and distance shipped	1,000 to 1,499 miles <sup>1</sup>			1,500 to 1,999 miles <sup>1</sup>			2,000 miles or more <sup>1</sup>		
	Value (million dollars)	Tons (thousands)	Ton-miles (millions)	Value (million dollars)	Tons (thousands)	Ton-miles (millions)	Value (million dollars)	Tons (thousands)	Ton-miles (millions)
<b>SCTG 14, Metallic ores and concentrates .....</b>	<b>47.4</b>	<b>37.7</b>	<b>37.3</b>	<b>35.5</b>	<b>46.8</b>	<b>47.1</b>	<b>S</b>	<b>S</b>	<b>S</b>
Less than 50 lb .....	S	S	S	—	—	—	S	S	S
50 to 99 lb .....	S	S	S	—	—	—	S	S	S
100 to 499 lb .....	S	S	S	—	—	—	S	S	S
500 to 749 lb .....	S	S	S	—	—	—	—	—	—
750 to 999 lb .....	S	S	S	—	—	—	S	S	S
1,000 to 9,999 lb .....	S	S	S	S	S	S	S	S	S
10,000 to 49,999 lb .....	S	42.8	43.6	43.6	S	S	46.7	S	S
50,000 to 99,999 lb .....	—	—	—	—	—	—	S	S	S
100,000 lb or more .....	S	S	S	—	—	—	—	—	—
<b>SCTG 15, Coal .....</b>	<b>S</b>	<b>S</b>	<b>S</b>	<b>S</b>	<b>S</b>	<b>S</b>	<b>S</b>	<b>S</b>	<b>S</b>
Less than 50 lb .....	—	—	—	—	—	—	—	—	—
50 to 99 lb .....	—	—	—	—	—	—	—	—	—
100 to 499 lb .....	—	—	—	—	—	—	—	—	—
500 to 749 lb .....	—	—	—	—	—	—	—	—	—
750 to 999 lb .....	—	—	—	—	—	—	—	—	—
1,000 to 9,999 lb .....	—	—	—	—	—	—	—	—	—
10,000 to 49,999 lb .....	S	S	S	S	S	S	—	—	—
50,000 to 99,999 lb .....	—	—	—	—	—	—	S	S	S
100,000 lb or more .....	—	—	—	S	S	S	—	—	—
<b>SCTG 17, Gasoline and aviation turbine fuel .....</b>	<b>S</b>	<b>S</b>	<b>S</b>	<b>—</b>	<b>—</b>	<b>—</b>	<b>—</b>	<b>—</b>	<b>—</b>
Less than 50 lb .....	—	—	—	—	—	—	—	—	—
50 to 99 lb .....	—	—	—	—	—	—	—	—	—
100 to 499 lb .....	—	—	—	—	—	—	—	—	—
500 to 749 lb .....	—	—	—	—	—	—	—	—	—
750 to 999 lb .....	—	—	—	—	—	—	—	—	—
1,000 to 9,999 lb .....	—	—	—	—	—	—	—	—	—
10,000 to 49,999 lb .....	S	S	S	—	—	—	—	—	—
50,000 to 99,999 lb .....	S	S	S	—	—	—	—	—	—
100,000 lb or more .....	S	S	S	—	—	—	—	—	—
<b>SCTG 18, Fuel oils .....</b>	<b>S</b>	<b>S</b>	<b>S</b>	<b>—</b>	<b>—</b>	<b>—</b>	<b>—</b>	<b>—</b>	<b>—</b>
Less than 50 lb .....	—	—	—	—	—	—	—	—	—
50 to 99 lb .....	—	—	—	—	—	—	—	—	—
100 to 499 lb .....	—	—	—	—	—	—	—	—	—
500 to 749 lb .....	—	—	—	—	—	—	—	—	—
750 to 999 lb .....	—	—	—	—	—	—	—	—	—
1,000 to 9,999 lb .....	—	—	—	—	—	—	—	—	—
10,000 to 49,999 lb .....	S	S	S	—	—	—	—	—	—
50,000 to 99,999 lb .....	S	S	S	—	—	—	—	—	—
100,000 lb or more .....	—	—	—	—	—	—	—	—	—
<b>SCTG 19, Coal and petroleum products, n.e.c. ....</b>	<b>46.9</b>	<b>S</b>	<b>S</b>	<b>47.5</b>	<b>S</b>	<b>S</b>	<b>30.4</b>	<b>35.4</b>	<b>36.2</b>
Less than 50 lb .....	S	S	S	S	S	S	S	S	S
50 to 99 lb .....	S	S	S	S	S	S	46.7	S	S
100 to 499 lb .....	S	43.6	44.4	S	S	S	S	35.3	33.8
500 to 749 lb .....	S	S	S	S	S	S	S	S	S
750 to 999 lb .....	S	S	S	—	—	—	S	S	S
1,000 to 9,999 lb .....	41.4	48.6	47.2	S	S	S	S	48.9	48.8
10,000 to 49,999 lb .....	S	S	S	—	—	—	S	41.7	40.9
50,000 to 99,999 lb .....	S	S	S	—	—	—	—	—	—
100,000 lb or more .....	S	S	S	S	S	S	S	S	S
<b>SCTG 20, Basic chemicals ..</b>	<b>12.2</b>	<b>45.7</b>	<b>43.8</b>	<b>20.6</b>	<b>42.8</b>	<b>46.7</b>	<b>13.8</b>	<b>14.9</b>	<b>14.4</b>
Less than 50 lb .....	32.0	45.9	45.5	23.0	25.4	24.9	47.5	32.5	36.3
50 to 99 lb .....	S	S	S	S	S	S	S	46.6	44.9
100 to 499 lb .....	S	S	S	45.6	34.4	34.6	37.4	41.2	41.4
500 to 749 lb .....	31.7	34.4	35.4	44.2	35.3	35.1	28.6	23.1	22.5
750 to 999 lb .....	36.8	25.8	25.9	S	S	S	S	S	S
1,000 to 9,999 lb .....	14.4	25.3	25.7	33.1	33.8	35.5	20.6	21.8	21.6
10,000 to 49,999 lb .....	13.4	34.3	34.1	29.2	47.9	S	21.4	17.7	17.8
50,000 to 99,999 lb .....	39.9	37.7	37.0	S	S	S	S	S	S
100,000 lb or more .....	28.7	S	S	—	—	—	39.9	37.2	37.3
<b>SCTG 21, Pharmaceutical products .....</b>	<b>32.5</b>	<b>25.3</b>	<b>24.9</b>	<b>40.9</b>	<b>15.0</b>	<b>15.4</b>	<b>23.9</b>	<b>13.6</b>	<b>13.9</b>
Less than 50 lb .....	33.5	27.6	28.1	40.7	23.5	23.6	37.9	26.7	26.6
50 to 99 lb .....	41.7	S	S	S	S	S	S	S	S
100 to 499 lb .....	S	S	S	S	47.7	47.8	S	25.8	22.9
500 to 749 lb .....	43.2	25.2	25.7	S	S	S	S	46.5	47.0
750 to 999 lb .....	S	S	S	S	S	S	S	38.5	42.4
1,000 to 9,999 lb .....	S	42.1	41.5	S	45.4	45.7	S	S	S
10,000 to 49,999 lb .....	27.6	45.1	44.3	45.2	S	S	43.9	16.9	16.9
50,000 to 99,999 lb .....	S	S	S	—	—	—	S	S	S
100,000 lb or more .....	S	S	S	—	—	—	—	—	—

See footnotes at end of table.

**Table 10. Shipment Characteristics by Two-Digit Commodity and Shipment Size by Distance Shipped for the Region: 1997—Con.**

[For explanation of terms and meaning of abbreviations and symbols, see introductory text. Detail may not add to total because of rounding]

SCTG code, description, shipment size, and distance shipped	1,000 to 1,499 miles <sup>1</sup>			1,500 to 1,999 miles <sup>1</sup>			2,000 miles or more <sup>1</sup>		
	Value (million dollars)	Tons (thousands)	Ton-miles (millions)	Value (million dollars)	Tons (thousands)	Ton-miles (millions)	Value (million dollars)	Tons (thousands)	Ton-miles (millions)
<b>SCTG 22, Fertilizers . . . . .</b>	<b>S</b>	<b>S</b>	<b>S</b>	<b>S</b>	<b>S</b>	<b>S</b>	<b>S</b>	<b>S</b>	<b>S</b>
Less than 50 lb . . . . .	S	S	S	S	S	S	S	S	S
50 to 99 lb . . . . .	—	—	—	S	S	S	—	—	—
100 to 499 lb . . . . .	—	—	—	S	S	S	S	S	S
500 to 749 lb . . . . .	S	S	S	—	—	—	S	S	S
750 to 999 lb . . . . .	—	—	—	—	—	—	—	—	—
1,000 to 9,999 lb . . . . .	S	S	S	S	S	S	S	S	S
10,000 to 49,999 lb . . . . .	S	S	S	—	—	—	S	S	S
50,000 to 99,999 lb . . . . .	—	—	—	—	—	—	—	—	—
100,000 lb or more . . . . .	—	—	—	—	—	—	—	—	—
<b>SCTG 23, Chemical products and preparations, n.e.c. . . . .</b>	<b>21.7</b>	<b>13.2</b>	<b>14.1</b>	<b>S</b>	<b>15.5</b>	<b>15.9</b>	<b>29.5</b>	<b>20.4</b>	<b>19.3</b>
Less than 50 lb . . . . .	26.3	21.8	21.9	36.1	27.4	28.6	30.1	19.0	19.3
50 to 99 lb . . . . .	31.9	21.0	21.0	45.4	48.0	48.3	S	26.6	26.4
100 to 499 lb . . . . .	S	19.0	19.3	31.5	24.4	23.5	S	33.7	28.0
500 to 749 lb . . . . .	30.9	23.8	24.5	S	S	S	S	21.1	21.1
750 to 999 lb . . . . .	S	40.3	42.5	S	38.7	38.5	S	30.1	30.1
1,000 to 9,999 lb . . . . .	33.4	20.4	19.6	39.4	30.0	29.2	49.5	37.9	32.0
10,000 to 49,999 lb . . . . .	23.7	19.8	20.3	20.4	19.7	20.7	22.9	19.1	19.1
50,000 to 99,999 lb . . . . .	S	S	S	—	—	—	S	S	S
100,000 lb or more . . . . .	28.2	30.7	28.6	—	—	—	S	S	46.9
<b>SCTG 24, Plastics and rubber . . . . .</b>	<b>11.2</b>	<b>24.2</b>	<b>29.5</b>	<b>9.5</b>	<b>18.8</b>	<b>18.7</b>	<b>11.2</b>	<b>23.6</b>	<b>25.8</b>
Less than 50 lb . . . . .	18.4	17.1	16.9	30.1	27.8	27.9	11.0	10.5	10.7
50 to 99 lb . . . . .	28.2	30.5	31.4	41.7	27.7	26.3	24.4	31.2	30.9
100 to 499 lb . . . . .	18.6	24.1	24.2	19.5	15.8	15.1	17.3	19.5	19.3
500 to 749 lb . . . . .	13.3	15.2	14.7	29.0	42.6	45.3	28.6	19.4	19.2
750 to 999 lb . . . . .	20.6	16.9	17.5	24.9	34.3	33.6	19.5	16.8	16.3
1,000 to 9,999 lb . . . . .	16.8	9.6	10.0	14.9	11.3	11.8	18.5	16.6	17.0
10,000 to 49,999 lb . . . . .	15.5	13.9	14.0	19.6	25.3	24.8	16.0	22.5	21.9
50,000 to 99,999 lb . . . . .	S	S	S	S	S	S	S	S	S
100,000 lb or more . . . . .	S	S	S	S	S	S	S	S	S
<b>SCTG 25, Logs and other wood in the rough . . . . .</b>	<b>S</b>	<b>S</b>	<b>S</b>	<b>S</b>	<b>S</b>	<b>S</b>	<b>S</b>	<b>S</b>	<b>S</b>
Less than 50 lb . . . . .	—	—	—	—	—	—	S	S	S
50 to 99 lb . . . . .	—	—	—	—	—	—	—	—	—
100 to 499 lb . . . . .	—	—	—	—	—	—	—	—	—
500 to 749 lb . . . . .	—	—	—	—	—	—	—	—	—
750 to 999 lb . . . . .	—	—	—	—	—	—	—	—	—
1,000 to 9,999 lb . . . . .	S	S	S	—	—	—	S	S	S
10,000 to 49,999 lb . . . . .	S	S	S	S	S	S	S	S	S
50,000 to 99,999 lb . . . . .	—	—	—	—	—	—	—	—	—
100,000 lb or more . . . . .	—	—	—	—	—	—	—	—	—
<b>SCTG 26, Wood products . . . . .</b>	<b>16.8</b>	<b>33.2</b>	<b>31.3</b>	<b>36.0</b>	<b>45.9</b>	<b>49.2</b>	<b>17.4</b>	<b>21.9</b>	<b>21.4</b>
Less than 50 lb . . . . .	44.6	30.0	32.1	35.4	25.6	27.2	36.5	37.7	38.0
50 to 99 lb . . . . .	25.9	27.1	28.0	S	49.0	46.8	S	S	S
100 to 499 lb . . . . .	26.9	43.9	43.2	33.1	45.0	43.8	32.0	29.4	28.5
500 to 749 lb . . . . .	31.3	27.6	26.4	25.7	25.8	27.1	S	S	S
750 to 999 lb . . . . .	S	S	S	46.1	46.6	44.7	36.0	31.1	30.7
1,000 to 9,999 lb . . . . .	22.7	20.0	20.0	39.4	37.3	37.6	31.6	30.1	30.9
10,000 to 49,999 lb . . . . .	17.1	11.5	11.6	42.5	39.4	41.0	18.0	16.2	16.1
50,000 to 99,999 lb . . . . .	39.3	35.3	37.4	S	S	S	S	49.1	48.4
100,000 lb or more . . . . .	44.5	45.8	44.2	S	S	S	41.9	39.7	37.6
<b>SCTG 27, Pulp, newsprint, paper, and paperboard . . . . .</b>	<b>9.9</b>	<b>10.7</b>	<b>11.1</b>	<b>28.5</b>	<b>25.3</b>	<b>25.6</b>	<b>15.2</b>	<b>19.0</b>	<b>21.8</b>
Less than 50 lb . . . . .	S	S	S	31.1	36.6	35.3	37.9	41.0	40.0
50 to 99 lb . . . . .	33.5	40.7	41.9	S	S	S	36.0	35.8	36.5
100 to 499 lb . . . . .	31.3	33.0	32.2	41.7	36.6	37.4	16.4	21.6	22.2
500 to 749 lb . . . . .	43.5	37.5	39.1	S	39.8	41.9	39.7	41.5	41.6
750 to 999 lb . . . . .	31.9	S	S	S	S	S	40.1	S	S
1,000 to 9,999 lb . . . . .	27.2	28.1	28.2	18.6	22.7	22.1	23.7	22.9	22.6
10,000 to 49,999 lb . . . . .	11.5	10.4	10.5	34.8	30.6	31.1	22.0	16.6	17.5
50,000 to 99,999 lb . . . . .	44.5	30.5	29.0	—	—	—	S	S	S
100,000 lb or more . . . . .	16.8	16.5	17.8	S	S	S	39.1	49.6	S
<b>SCTG 28, Paper or paperboard articles . . . . .</b>	<b>16.0</b>	<b>17.1</b>	<b>18.0</b>	<b>15.6</b>	<b>34.5</b>	<b>32.5</b>	<b>32.8</b>	<b>39.7</b>	<b>38.2</b>
Less than 50 lb . . . . .	19.0	30.3	28.7	20.9	20.1	19.9	28.1	26.7	26.2
50 to 99 lb . . . . .	32.1	29.3	28.4	38.7	32.1	31.5	S	23.6	23.3
100 to 499 lb . . . . .	32.4	21.1	20.7	33.6	37.0	36.4	22.4	26.0	26.2
500 to 749 lb . . . . .	46.6	31.1	31.4	S	37.6	35.9	S	33.0	32.7
750 to 999 lb . . . . .	27.4	39.0	39.7	S	S	S	41.4	33.2	32.0
1,000 to 9,999 lb . . . . .	19.2	20.7	20.9	20.1	22.3	21.1	S	S	S
10,000 to 49,999 lb . . . . .	22.2	21.7	22.9	37.7	49.2	46.9	17.2	27.2	24.4
50,000 to 99,999 lb . . . . .	S	S	S	—	—	—	—	—	—
100,000 lb or more . . . . .	—	—	—	—	—	—	—	—	—

See footnotes at end of table.

**Table 10. Shipment Characteristics by Two-Digit Commodity and Shipment Size by Distance Shipped for the Region: 1997—Con.**

[For explanation of terms and meaning of abbreviations and symbols, see introductory text. Detail may not add to total because of rounding]

SCTG code, description, shipment size, and distance shipped	1,000 to 1,499 miles <sup>1</sup>			1,500 to 1,999 miles <sup>1</sup>			2,000 miles or more <sup>1</sup>		
	Value (million dollars)	Tons (thousands)	Ton-miles (millions)	Value (million dollars)	Tons (thousands)	Ton-miles (millions)	Value (million dollars)	Tons (thousands)	Ton-miles (millions)
<b>SCTG 29, Printed products .</b>	<b>28.1</b>	<b>21.1</b>	<b>21.6</b>	<b>S</b>	<b>45.8</b>	<b>43.5</b>	<b>42.6</b>	<b>34.0</b>	<b>32.9</b>
Less than 50 lb . . . . .	27.6	24.3	24.0	25.0	18.7	18.2	20.7	23.0	22.5
50 to 99 lb . . . . .	S	49.7	48.3	43.1	S	S	42.6	46.8	45.7
100 to 499 lb . . . . .	S	S	S	39.6	37.7	39.2	S	S	S
500 to 749 lb . . . . .	36.2	33.8	34.5	44.9	34.7	34.3	S	S	S
750 to 999 lb . . . . .	38.0	33.3	34.8	43.3	S	S	S	S	S
1,000 to 9,999 lb . . . . .	25.3	18.7	18.3	S	S	S	44.1	S	S
10,000 to 49,999 lb . . . . .	27.8	28.4	28.8	38.7	42.4	41.4	19.0	42.0	43.1
50,000 to 99,999 lb . . . . .	S	S	S	—	—	—	—	—	—
100,000 lb or more . . . . .	S	S	S	—	—	—	—	—	—
<b>SCTG 30, Textiles, leather, and articles of textiles or leather . . . . .</b>	<b>15.8</b>	<b>18.7</b>	<b>19.3</b>	<b>17.0</b>	<b>12.6</b>	<b>12.5</b>	<b>11.9</b>	<b>10.9</b>	<b>10.5</b>
Less than 50 lb . . . . .	14.9	19.5	18.5	25.4	21.6	20.9	10.3	12.9	13.4
50 to 99 lb . . . . .	43.2	S	S	S	45.6	44.4	13.9	16.2	15.4
100 to 499 lb . . . . .	24.7	20.4	19.5	15.9	13.5	13.3	29.2	29.8	30.0
500 to 749 lb . . . . .	21.4	24.0	23.1	38.9	23.5	22.0	23.6	23.0	22.1
750 to 999 lb . . . . .	15.2	13.8	12.4	S	46.5	44.8	36.6	32.2	30.4
1,000 to 9,999 lb . . . . .	19.1	34.4	36.6	17.9	19.4	19.9	20.1	16.9	17.0
10,000 to 49,999 lb . . . . .	18.8	16.0	15.5	S	34.2	32.6	25.5	18.4	22.1
50,000 to 99,999 lb . . . . .	S	S	S	S	S	S	S	S	S
100,000 lb or more . . . . .	—	—	—	—	—	—	S	S	S
<b>SCTG 31, Nonmetallic mineral products . . . . .</b>	<b>13.7</b>	<b>15.9</b>	<b>14.5</b>	<b>18.3</b>	<b>33.8</b>	<b>34.4</b>	<b>12.5</b>	<b>31.8</b>	<b>29.5</b>
Less than 50 lb . . . . .	25.2	23.7	23.7	S	S	S	29.8	S	S
50 to 99 lb . . . . .	27.5	26.7	26.7	36.1	32.4	32.0	27.8	30.8	30.9
100 to 499 lb . . . . .	21.0	28.0	28.7	34.7	S	S	24.0	20.3	20.8
500 to 749 lb . . . . .	44.8	28.7	29.5	44.7	36.9	36.8	S	35.8	37.7
750 to 999 lb . . . . .	37.2	25.8	24.1	S	36.0	36.1	43.9	13.6	12.8
1,000 to 9,999 lb . . . . .	28.8	33.5	31.5	29.0	22.3	22.2	22.9	20.9	21.2
10,000 to 49,999 lb . . . . .	18.6	14.0	14.7	29.5	31.2	29.9	16.9	31.9	30.8
50,000 to 99,999 lb . . . . .	S	S	S	S	S	S	44.2	S	S
100,000 lb or more . . . . .	42.0	35.9	38.1	35.4	S	S	S	S	S
<b>SCTG 32, Base metal in primary or semifinished forms and in finished basic shapes . . . . .</b>	<b>12.7</b>	<b>14.8</b>	<b>17.8</b>	<b>18.7</b>	<b>23.9</b>	<b>22.8</b>	<b>24.1</b>	<b>15.8</b>	<b>16.5</b>
Less than 50 lb . . . . .	32.7	31.9	30.9	38.6	S	S	32.0	S	S
50 to 99 lb . . . . .	19.8	25.6	25.2	33.2	29.1	28.7	32.2	18.9	19.5
100 to 499 lb . . . . .	14.0	21.2	20.4	21.5	19.9	19.2	38.7	30.6	30.1
500 to 749 lb . . . . .	45.4	34.4	34.6	S	S	S	47.9	46.3	45.6
750 to 999 lb . . . . .	26.1	25.2	24.1	43.8	S	S	43.0	S	S
1,000 to 9,999 lb . . . . .	14.7	13.6	13.4	30.3	30.3	28.1	32.5	21.6	22.3
10,000 to 49,999 lb . . . . .	14.7	12.5	15.4	31.9	26.7	26.5	31.9	17.8	18.0
50,000 to 99,999 lb . . . . .	S	47.4	S	S	S	S	S	35.3	33.9
100,000 lb or more . . . . .	30.5	30.9	31.1	S	S	S	S	S	S
<b>SCTG 33, Articles of base metal . . . . .</b>	<b>10.7</b>	<b>14.7</b>	<b>16.9</b>	<b>22.3</b>	<b>47.2</b>	<b>44.8</b>	<b>17.0</b>	<b>16.4</b>	<b>17.1</b>
Less than 50 lb . . . . .	21.5	20.4	20.1	32.6	14.9	14.6	31.5	S	S
50 to 99 lb . . . . .	20.0	28.1	29.2	34.2	38.1	37.0	30.9	26.0	24.8
100 to 499 lb . . . . .	17.2	13.9	14.2	18.7	22.8	23.3	16.8	16.8	17.2
500 to 749 lb . . . . .	23.4	20.0	20.6	34.8	38.1	37.3	14.1	19.5	19.4
750 to 999 lb . . . . .	36.6	33.1	33.5	41.5	43.8	43.6	20.8	34.1	35.0
1,000 to 9,999 lb . . . . .	20.7	17.3	17.4	21.1	28.1	27.4	22.7	22.0	22.4
10,000 to 49,999 lb . . . . .	11.7	14.1	15.3	37.5	28.3	28.6	24.1	33.5	33.6
50,000 to 99,999 lb . . . . .	S	S	S	S	S	S	S	S	S
100,000 lb or more . . . . .	S	S	S	S	S	S	S	S	S
<b>SCTG 34, Machinery . . . . .</b>	<b>9.2</b>	<b>15.4</b>	<b>14.7</b>	<b>14.7</b>	<b>17.3</b>	<b>16.7</b>	<b>13.5</b>	<b>15.6</b>	<b>16.1</b>
Less than 50 lb . . . . .	15.6	12.5	13.2	10.1	8.7	8.9	17.6	17.3	17.1
50 to 99 lb . . . . .	34.0	21.0	20.1	20.5	34.3	36.2	26.3	20.0	20.0
100 to 499 lb . . . . .	21.1	17.4	17.5	13.9	36.1	36.5	33.0	16.7	16.5
500 to 749 lb . . . . .	45.8	49.1	S	42.9	32.0	32.6	35.3	38.1	35.9
750 to 999 lb . . . . .	29.7	35.1	32.5	30.3	37.7	39.2	27.9	26.4	25.7
1,000 to 9,999 lb . . . . .	18.3	13.5	13.3	25.1	25.9	25.7	22.6	17.4	16.8
10,000 to 49,999 lb . . . . .	20.6	20.1	19.3	31.6	31.5	31.0	42.7	26.6	27.9
50,000 to 99,999 lb . . . . .	S	S	S	S	S	S	S	S	S
100,000 lb or more . . . . .	S	S	S	S	S	S	S	S	S
<b>SCTG 35, Electronic and other electrical equipment and components and office equipment . . . . .</b>	<b>7.6</b>	<b>8.0</b>	<b>7.3</b>	<b>15.7</b>	<b>20.2</b>	<b>20.2</b>	<b>9.6</b>	<b>7.8</b>	<b>7.8</b>
Less than 50 lb . . . . .	5.9	7.6	7.5	27.5	8.9	9.2	12.0	17.5	17.7
50 to 99 lb . . . . .	21.2	25.6	24.6	20.5	19.9	20.9	16.1	15.1	14.9
100 to 499 lb . . . . .	32.5	17.0	17.3	22.5	28.3	28.4	15.1	8.4	8.1
500 to 749 lb . . . . .	27.7	23.0	24.2	43.1	47.9	45.9	31.5	14.8	15.0
750 to 999 lb . . . . .	30.2	16.8	17.0	S	31.2	31.0	S	24.9	25.1
1,000 to 9,999 lb . . . . .	18.4	16.2	15.7	25.5	25.2	24.9	30.4	18.5	18.1
10,000 to 49,999 lb . . . . .	40.7	17.3	16.5	32.8	28.9	28.4	25.7	19.7	19.9
50,000 to 99,999 lb . . . . .	S	S	S	S	S	S	S	S	S
100,000 lb or more . . . . .	S	S	S	—	—	—	—	—	—

See footnotes at end of table.

**Table 10. Shipment Characteristics by Two-Digit Commodity and Shipment Size by Distance Shipped for the Region: 1997—Con.**

[For explanation of terms and meaning of abbreviations and symbols, see introductory text. Detail may not add to total because of rounding]

SCTG code, description, shipment size, and distance shipped	1,000 to 1,499 miles <sup>1</sup>			1,500 to 1,999 miles <sup>1</sup>			2,000 miles or more <sup>1</sup>		
	Value (million dollars)	Tons (thousands)	Ton-miles (millions)	Value (million dollars)	Tons (thousands)	Ton-miles (millions)	Value (million dollars)	Tons (thousands)	Ton-miles (millions)
<b>SCTG 36, Motorized and other vehicles (including parts) .....</b>	<b>18.7</b>	<b>31.5</b>	<b>30.7</b>	<b>20.4</b>	<b>26.9</b>	<b>26.5</b>	<b>16.0</b>	<b>13.9</b>	<b>14.7</b>
Less than 50 lb .....	24.4	25.6	26.5	33.4	25.7	25.1	39.7	49.8	S
50 to 99 lb .....	27.1	28.5	27.8	42.0	S	S	21.3	31.7	31.3
100 to 499 lb .....	38.3	33.8	39.0	38.6	35.3	34.3	S	S	S
500 to 749 lb .....	S	45.1	46.2	39.4	29.7	28.6	26.1	37.1	36.0
750 to 999 lb .....	S	38.2	35.9	S	S	S	S	S	S
1,000 to 9,999 lb .....	23.6	21.7	22.9	32.8	31.1	31.8	24.7	17.5	17.9
10,000 to 49,999 lb .....	43.3	49.8	48.4	44.1	38.6	38.3	40.5	35.4	35.6
50,000 to 99,999 lb .....	S	S	S	S	S	S	48.1	46.3	47.3
100,000 lb or more .....	—	—	—	—	—	—	S	S	S
<b>SCTG 37, Transportation equipment, n.e.c. ....</b>	<b>21.8</b>	<b>32.5</b>	<b>34.8</b>	<b>40.7</b>	<b>S</b>	<b>S</b>	<b>23.4</b>	<b>S</b>	<b>S</b>
Less than 50 lb .....	24.5	38.0	39.7	39.8	37.5	37.9	25.3	S	S
50 to 99 lb .....	39.0	S	S	S	S	S	28.1	30.4	30.1
100 to 499 lb .....	S	37.3	36.7	S	S	S	33.9	31.8	32.1
500 to 749 lb .....	48.0	39.8	39.2	S	S	S	39.6	31.1	32.0
750 to 999 lb .....	S	S	S	S	S	S	S	S	S
1,000 to 9,999 lb .....	30.0	20.8	20.2	S	S	S	23.8	37.6	34.5
10,000 to 49,999 lb .....	33.7	31.9	31.2	S	S	S	34.2	S	S
50,000 to 99,999 lb .....	44.0	47.1	48.2	—	—	—	—	—	—
100,000 lb or more .....	S	S	S	—	—	—	S	S	S
<b>SCTG 38, Precision instruments and apparatus .....</b>	<b>11.3</b>	<b>15.3</b>	<b>14.4</b>	<b>18.6</b>	<b>36.0</b>	<b>36.3</b>	<b>15.2</b>	<b>23.2</b>	<b>23.0</b>
Less than 50 lb .....	12.7	6.8	6.4	27.9	9.0	8.8	23.4	14.5	14.4
50 to 99 lb .....	25.8	12.5	12.9	37.3	18.9	19.4	33.6	21.7	21.1
100 to 499 lb .....	27.3	30.4	30.2	20.9	S	S	18.7	34.2	32.3
500 to 749 lb .....	22.4	S	S	S	45.4	45.1	37.7	43.3	44.6
750 to 999 lb .....	48.7	37.7	37.4	S	40.6	39.9	S	45.1	43.1
1,000 to 9,999 lb .....	27.7	34.5	34.8	S	S	S	25.9	S	S
10,000 to 49,999 lb .....	S	S	S	S	S	S	46.6	46.8	47.1
50,000 to 99,999 lb .....	—	—	—	—	—	—	—	—	—
100,000 lb or more .....	—	—	—	—	—	—	—	—	—
<b>SCTG 39, Furniture, mattresses and mattress supports, lamps, lighting fittings, and illuminated signs .....</b>	<b>14.7</b>	<b>18.1</b>	<b>18.3</b>	<b>20.4</b>	<b>22.1</b>	<b>21.3</b>	<b>14.6</b>	<b>18.4</b>	<b>17.9</b>
Less than 50 lb .....	25.5	40.6	44.0	20.4	22.7	22.0	37.7	39.6	38.3
50 to 99 lb .....	48.2	27.6	26.4	32.6	31.9	33.7	25.1	27.6	26.9
100 to 499 lb .....	19.3	23.1	22.8	23.1	30.6	27.9	28.4	19.4	19.5
500 to 749 lb .....	28.1	26.8	27.4	S	39.3	37.5	28.6	35.8	35.3
750 to 999 lb .....	S	37.9	37.0	33.5	34.6	35.5	35.2	36.8	35.4
1,000 to 9,999 lb .....	29.0	33.1	32.7	33.3	35.3	37.4	21.3	24.5	23.7
10,000 to 49,999 lb .....	39.0	29.9	31.8	S	S	49.8	26.9	35.6	34.5
50,000 to 99,999 lb .....	—	—	—	—	—	—	S	S	S
100,000 lb or more .....	—	—	—	—	—	—	—	—	—
<b>SCTG 40, Miscellaneous manufactured products ...</b>	<b>9.2</b>	<b>17.8</b>	<b>18.7</b>	<b>24.4</b>	<b>S</b>	<b>S</b>	<b>6.8</b>	<b>21.3</b>	<b>20.7</b>
Less than 50 lb .....	10.5	15.0	15.3	35.4	12.4	12.3	9.5	25.3	24.0
50 to 99 lb .....	12.4	11.7	11.9	23.4	33.3	36.8	14.7	22.0	21.2
100 to 499 lb .....	18.2	16.7	17.0	23.1	26.1	26.1	21.5	9.6	8.4
500 to 749 lb .....	24.5	21.3	21.7	31.1	33.0	32.7	30.9	16.5	16.1
750 to 999 lb .....	47.1	35.7	35.1	38.1	32.3	32.0	26.5	31.3	31.6
1,000 to 9,999 lb .....	16.2	11.5	12.0	23.2	21.4	22.8	14.6	18.0	16.9
10,000 to 49,999 lb .....	23.4	27.7	29.0	37.2	42.1	42.0	37.0	32.2	32.5
50,000 to 99,999 lb .....	43.6	49.5	S	S	S	S	S	S	S
100,000 lb or more .....	S	S	S	S	S	S	S	S	S
<b>SCTG 41, Waste and scrap .</b>	<b>42.5</b>	<b>41.9</b>	<b>45.2</b>	<b>S</b>	<b>S</b>	<b>S</b>	<b>S</b>	<b>45.5</b>	<b>43.9</b>
Less than 50 lb .....	—	—	—	—	—	—	—	—	—
50 to 99 lb .....	S	S	S	—	—	—	S	S	S
100 to 499 lb .....	S	S	S	S	S	S	S	S	S
500 to 749 lb .....	—	—	—	—	—	—	—	—	—
750 to 999 lb .....	S	S	S	—	—	—	S	S	S
1,000 to 9,999 lb .....	S	S	S	S	S	S	S	S	S
10,000 to 49,999 lb .....	39.2	28.6	28.9	S	S	S	S	S	S
50,000 to 99,999 lb .....	S	S	S	S	S	S	S	S	S
100,000 lb or more .....	S	S	S	S	S	S	S	S	S
<b>SCTG 43, Mixed freight .....</b>	<b>27.7</b>	<b>36.4</b>	<b>36.1</b>	<b>27.1</b>	<b>46.3</b>	<b>44.8</b>	<b>S</b>	<b>43.3</b>	<b>41.4</b>
Less than 50 lb .....	37.7	S	S	S	S	S	40.3	S	S
50 to 99 lb .....	S	S	S	S	S	S	S	S	S
100 to 499 lb .....	41.4	40.5	40.1	S	S	S	47.4	S	S
500 to 749 lb .....	S	S	S	S	S	S	S	S	S
750 to 999 lb .....	S	S	S	S	S	S	46.0	49.2	49.6
1,000 to 9,999 lb .....	36.1	31.7	32.5	48.0	S	S	33.9	39.8	40.2
10,000 to 49,999 lb .....	33.8	34.9	35.0	S	S	S	S	S	S
50,000 to 99,999 lb .....	S	S	S	—	—	—	—	—	—
100,000 lb or more .....	—	—	—	—	—	—	—	—	—

See footnotes at end of table.

Table 10. **Shipment Characteristics by Two-Digit Commodity and Shipment Size by Distance Shipped for the Region: 1997—Con.**

[For explanation of terms and meaning of abbreviations and symbols, see introductory text. Detail may not add to total because of rounding]

SCTG code, description, shipment size, and distance shipped	1,000 to 1,499 miles <sup>1</sup>			1,500 to 1,999 miles <sup>1</sup>			2,000 miles or more <sup>1</sup>		
	Value (million dollars)	Tons (thousands)	Ton-miles (millions)	Value (million dollars)	Tons (thosands)	Ton-miles (millions)	Value (million dollars)	Tons (thousands)	Ton-miles (millions)
<b>Commodity unknown . . . . .</b>	<b>29.8</b>	<b>S</b>	<b>S</b>	<b>39.5</b>	<b>48.1</b>	<b>49.4</b>	<b>25.1</b>	<b>S</b>	<b>S</b>
Less than 50 lb . . . . .	33.1	21.9	21.7	28.7	31.0	32.0	29.8	32.2	33.8
50 to 99 lb . . . . .	S	34.2	33.4	S	43.5	43.7	S	S	S
100 to 499 lb . . . . .	36.3	S	S	S	S	S	40.9	42.8	44.4
500 to 749 lb . . . . .	S	S	S	—	—	—	S	49.7	S
750 to 999 lb . . . . .	S	47.3	48.0	S	S	S	S	S	S
1,000 to 9,999 lb . . . . .	38.2	S	49.0	41.7	37.6	37.5	S	S	S
10,000 to 49,999 lb . . . . .	38.0	43.3	46.7	S	S	S	S	S	S
50,000 to 99,999 lb . . . . .	—	—	—	—	—	—	—	—	—
100,000 lb or more . . . . .	S	S	S	—	—	—	—	—	—

— Represents data cell equal to zero or less than 1 unit of measure.

D Denotes figures withheld to avoid disclosing data for individual companies.

S Data do not meet publication standards because of high sampling variability or other reasons. Some unpublished estimates can be derived from other data published in this table. However, figures obtained in this manner are subject to these same limitations.

Note: Data exclude shipments of SCTG 16, Crude Petroleum. See the section "Industry Coverage" for additional information.

<sup>1</sup>Based on Great Circle Distance.

# Appendix A.

## Comparability With the 1993 Commodity Flow Survey

The Commodity Flow Survey (CFS) restores a data program on commodity flows that the Census Bureau conducted as a part of its 5-year economic census program from 1963 through 1977. The CFS was first conducted in

1993. For the 1997 CFS, the Census Bureau incorporated improvements identified from the evaluation of previous surveys and additional research. The following table shows a comparison of the 1993 and 1997 surveys.

Item	1993	1997
1. Industry coverage	Manufacturers (minor exceptions) Mining (except mining services and oil and gas extraction) All wholesale Video tape distributors Catalog mail-order houses Auxiliaries (e.g., warehouses)	Manufacturers (minor exceptions) Mining (except mining services)  All wholesale  Catalog mail-order houses Auxiliaries (e.g., warehouses)
2. Commodity classification system	Standard Transportation Commodity Classification (STCC), developed by the American Association of Railroads (AAR).	Standard Classification of Transported Goods (SCTG).
3. Sample size	Approximately 200,000 establishments were selected from a universe of about 800,000 in-scope establishments on the 1992 Standard Statistical Establishment List (SSEL).	Approximately 100,000 establishments were selected from a universe of about 800,000 in-scope establishments on the 1995 Standard Statistical Establishment List (SSEL).
4. Survey methodology	Respondents took a sample of their individual outbound shipments for a 2-week period during each of the four calendar quarters of 1993.  Respondents reported key characteristics for each sampled shipment.	Respondents took a sample of their individual outbound shipments for a 1-week period during each of the four calendar quarters of 1997.  Respondents reported key characteristics for each sampled shipment.
5. Reported mode of transportation	Rail  For-hire truck Private truck Air Inland water and/or Great Lakes Deep sea water Pipeline Parcel, U.S. Postal Service, or courier Other Unknown	Rail  For-hire truck Private truck Air Shallow draft vessel Deep draft vessel Pipeline Parcel, U.S. Postal Service, or courier Other Unknown

Item	1993	1997
6. Data items requested on questionnaire	<p>For <b>each</b> shipment:</p> <p>Total value</p> <p>Total weight</p> <p><b>Major</b> commodity (STCC)</p> <p><b>All</b> modes of transportation</p> <p>Multiple origins (respondents specifically requested to report all shipment origins for the sampled establishment and report the appropriate origin for each shipment; assumed to always be the mailing address if no other origins listed).</p> <p>Destination</p> <p>Containerized (Y/N)</p> <p>Hazardous material (Y/N)</p> <p>Export (Y/N)</p> <p>If export, mode of export, foreign country, and city of destination.</p>	<p>For <b>each</b> shipment:</p> <p>Total value</p> <p>Total weight</p> <p><b>Major</b> commodity (SCTG)</p> <p><b>All</b> modes of transportation</p> <p>Single origin (assumed to be the mailing address unless the respondent provided a different physical location address).</p> <p>Destination</p> <p>Containerized (Y/N)</p> <p>Hazardous material (UN/NA codes)</p> <p>Export (Y/N)</p> <p>If export, mode of export, foreign country, and city of destination.</p>



## Appendix B. Reliability of the Estimates

---

An estimate based on a sample survey potentially contains two types of errors—sampling and nonsampling. Sampling error occurs because characteristics differ among sampling units and because only a subset of the entire population is measured in a sample survey. Nonsampling error encompasses all other factors that contribute to the total error of a sample survey estimate. The accuracy of a survey result may be affected by these two types of errors.

Sampling and nonsampling errors are often measured by the quantities, bias and variance. The bias of an estimator of an unknown population value is the difference, averaged over all possible samples of the same size and design, between the estimator and the unknown population value. Any systematic error, or inaccuracy that affects all samples of a specified design in a similar way, may bias the resulting estimates. Variance is the squared difference, averaged over all possible samples of the same size and design, between an estimator and its average value. Descriptions of sampling and nonsampling errors for the 1997 Commodity Flow Survey (CFS) are provided in the following sections.

### **SAMPLING ERROR**

Because the estimates are based on a sample, exact agreement with the results that would be obtained from a complete enumeration of all the shipments made in 1997 from all establishments included on the CFS sampling frame is not expected. However, because probability sampling was used at each stage of selection, it is possible to estimate the sampling variability of the survey estimates. For CFS estimates, sampling variability arises from each of the three stages of sampling. (See Appendix C for a description of the sample design.)

The particular sample used in this survey is one of a large number of samples of the same size and design that could have been selected. If all possible samples had been surveyed, under the same conditions, an estimate of an unknown population value could have been obtained from each sample. The estimates obtained from these samples give rise to a distribution of estimates for the unknown population value. A statistical measure of the variability among these estimates is the standard error, which can be approximated from any one sample. The coefficient of variation (or relative standard error) of an estimate is the standard error of the estimate divided by the estimate. Measures of sampling variability, such as the standard error or coefficient of variation, are estimated from the

sample and are also subject to sampling variability. (Technically, we should refer to the estimated standard error or the estimated coefficient of variation of an estimator. However, we have omitted this detail for the sake of brevity.) It is important to note that the standard error and coefficient of variation only measure sampling variability. They do not measure any biases in the estimates. All coefficients of variation are expressed as percents. Standard errors for the corresponding percentage estimates are also provided.

An estimate of an unknown population value and its approximate standard error can be used to construct a confidence interval. A confidence interval is a range about a given estimator that has a specified probability, or confidence, of containing the unknown population value. If, for each possible sample, an estimate of an unknown population value and the estimate's approximate standard error were obtained, then:

1. For approximately 90 percent of the possible samples, the interval from 1.65 standard errors below to 1.65 standard errors above the estimate would include the unknown population value.
2. For approximately 95 percent of the possible samples, the interval from two standard errors below to two standard errors above the estimate would include the unknown population value.

### **NONSAMPLING ERROR**

Nonsampling error encompasses all other factors that contribute to the total error of a sample survey estimate and may also occur in censuses. It is often helpful to think of nonsampling error as arising from deficiencies or mistakes in the survey process. In the CFS, nonsampling error can be attributed to many sources: (1) nonresponse, (2) response errors, (3) differences in the interpretation of the questions, (4) mistakes in coding or keying the data obtained, and (5) other errors of collection, response, coverage, and processing. Although no direct measurement of the potential biases because of nonsampling error has been obtained, precautionary steps were taken in all phases of the collection, processing, and tabulation of the data in an effort to minimize its influence.

A potentially large source of bias in the estimates is due to nonresponse. Nonresponse is defined as the inability to obtain all the intended measurements or responses from all the selected establishments. Four levels of nonresponse can occur in the CFS: item, shipment, quarter (reporting week), and establishment. Item nonresponse

---

occurs either when a question is unanswered or the response to the question fails computer or analyst edits. Item nonresponse is corrected by imputation. (Imputation is the procedure by which a missing value is replaced by a predicted value obtained from an appropriate model.) Shipment, quarter, and establishment nonresponse are used to describe the inability to obtain sufficient information about a sampled shipment, quarter, or establishment, respectively, that prevents it from contributing to tabulations. Shipment and quarter nonresponse are corrected during the estimation procedure by reweighting. Reweighting allocates characteristics to the nonrespondents in proportion to the characteristics observed for the respondents. The amount of bias introduced by this nonresponse adjustment procedure depends on the extent to which the nonrespondents differ, characteristically, from the respondents. Establishment nonresponse is corrected during the estimation procedure by the SIC-level adjustment weight. (See Appendix C for a description of the estimation procedure.) In most cases of establishment nonresponse, none of the four questionnaires have been

returned to the Census Bureau, after several attempts to elicit a response. Approximately 67 percent of the sampled establishments provided at least one quarter of data that contributed to tabulations.

Some possible sources of bias that are attributed to respondent-conducted sampling include misunderstanding the definition of a shipment, constructing an incomplete frame of shipments from which to sample, ordering the shipment sampling frame by selected shipment characteristics, and selecting shipment records by a method other than the one specified in the questionnaire's instructions. We often contacted respondents who reported shipments having atypically large value or weight when compared to the rest of their reported shipments. Upon contact, if we are able to collect information on all of a given respondent's large shipments made either for a particular reporting week or for the entire quarter, then we identify these large shipments as certainty shipments. (See Appendix C for a description of how certainty shipments are used in the estimation process.)

**Table B-1a. Measures of Reliability for Shipment Characteristics by Mode of Transportation for the Region: 1997**

[For explanation of terms and meaning of abbreviations and symbols, see introductory text]

Mode of transportation	Value		Tons		Ton-miles		Average miles per shipment—coefficient of variation
	Coefficient of variation of number	Standard error of percentage	Coefficient of variation of number	Standard error of percentage	Coefficient of variation of number	Standard error of percentage	
<b>All modes</b> .....	<b>3.7</b>	<b>—</b>	<b>4.5</b>	<b>—</b>	<b>4.3</b>	<b>—</b>	<b>3.9</b>
<b>Single modes</b> .....	<b>4.1</b>	<b>.5</b>	<b>4.6</b>	<b>.6</b>	<b>4.8</b>	<b>1.1</b>	<b>5.0</b>
Truck .....	4.1	.8	5.5	2.1	3.5	2.6	6.1
For-hire truck .....	6.9	1.2	9.6	2.5	3.3	2.0	3.6
Private truck .....	3.0	1.0	6.0	2.1	8.4	1.2	7.5
Rail .....	10.2	.2	13.6	.9	16.2	2.2	15.4
Water .....	17.1	—	33.2	.6	43.1	.9	S
Shallow draft .....	43.2	—	38.6	.6	S	S	S
Great Lakes .....	S	S	S	S	S	S	21.8
Deep draft .....	6.8	—	46.0	.2	49.8	.2	S
Air (includes truck and air) .....	13.4	.4	14.6	—	20.4	.1	3.1
Pipeline .....	35.3	.3	34.9	1.3	S	S	S
<b>Multiple modes</b> .....	<b>4.5</b>	<b>.6</b>	<b>20.4</b>	<b>.2</b>	<b>17.5</b>	<b>1.1</b>	<b>2.4</b>
Parcel, U.S. Postal Service or courier .....	4.5	.6	4.6	—	6.4	.1	2.4
Truck and rail .....	14.5	—	S	S	9.8	.1	7.8
Truck and water .....	28.6	—	S	S	S	S	31.7
Rail and water .....	34.3	—	34.8	—	34.1	.2	18.3
Other multiple modes .....	49.4	—	S	S	S	S	44.2
<b>Other and unknown modes</b> .....	<b>6.0</b>	<b>.2</b>	<b>16.6</b>	<b>.4</b>	<b>11.6</b>	<b>.5</b>	<b>19.4</b>

— Represents data cell equal to zero or less than 1 unit of measure.  
D Denotes figures withheld to avoid disclosing data for individual companies.  
S Data do not meet publication standards because of high sampling variability or other reasons.

Note: For description of development and uses of measures of reliability, see Appendix B, Reliability of the Estimates.

**Table B-1b. Measures of Reliability for Shipment Characteristics by Mode of Transportation for the Region: 1997 and 1993**

[For explanation of terms and meaning of abbreviations and symbols, see introductory text]

Mode of transportation	Value			Tons			Ton-miles			Average miles per shipment		
	Coefficient of variation of number		Standard error of percent change	Coefficient of variation of number		Standard error of percent change	Coefficient of variation of number		Standard error of percent change	Coefficient of variation		Standard error of percent change
	1997	1993		1997	1993		1997	1993		1997	1993	
<b>All modes</b> .....	<b>3.7</b>	<b>3.1</b>	<b>5.6</b>	<b>4.5</b>	<b>3.5</b>	<b>7.1</b>	<b>4.3</b>	<b>4.5</b>	<b>6.9</b>	<b>3.9</b>	<b>5.0</b>	<b>6.9</b>
<b>Single modes</b> .....	<b>4.1</b>	<b>3.3</b>	<b>5.9</b>	<b>4.6</b>	<b>3.6</b>	<b>7.3</b>	<b>4.8</b>	<b>4.4</b>	<b>7.2</b>	<b>5.0</b>	<b>4.6</b>	<b>5.9</b>
Truck .....	4.1	3.4	5.8	5.5	3.7	8.6	3.5	2.4	5.1	6.1	3.0	6.3
For-hire truck .....	6.9	4.7	8.6	9.6	3.4	14.6	3.3	3.2	5.3	3.6	2.7	4.3
Private truck .....	3.0	3.3	5.0	6.0	5.8	9.7	8.4	4.6	11.6	7.5	4.6	8.4
Rail .....	10.2	9.8	17.3	13.6	23.9	22.1	16.2	19.4	23.5	15.4	10.0	17.8
Water .....	17.1	31.3	31.3	33.2	29.5	28.6	43.1	34.0	20.0	S	33.0	S
Shallow draft .....	43.2	33.4	34.5	38.6	28.1	39.4	S	28.8	S	S	S	S
Great Lakes .....	S	—	S	S	—	S	S	—	S	21.8	—	S
Deep draft .....	6.8	46.6	55.3	46.0	S	S	49.8	S	S	S	16.4	S
Air (includes truck and air) .....	13.4	12.1	28.9	14.6	16.3	39.5	20.4	18.6	49.3	3.1	2.0	3.7
Pipeline .....	35.3	33.0	157.1	34.9	36.7	150.6	S	S	S	S	S	S
<b>Multiple modes</b> .....	<b>4.5</b>	<b>4.9</b>	<b>10.1</b>	<b>20.4</b>	<b>29.7</b>	<b>29.6</b>	<b>17.5</b>	<b>28.2</b>	<b>33.0</b>	<b>2.4</b>	<b>4.1</b>	<b>5.4</b>
Parcel, U.S. Postal Service or courier .....	4.5	5.1	10.4	4.6	4.5	8.7	6.4	4.8	12.5	2.4	4.1	5.4
Truck and rail .....	14.5	43.1	61.7	S	26.3	S	9.8	36.1	65.8	7.8	9.0	14.0
Truck and water .....	28.6	38.7	39.3	S	34.0	S	S	38.0	S	31.7	27.2	42.9
Rail and water .....	34.3	38.6	7.2	34.8	40.6	10.0	34.1	46.6	8.2	18.3	19.8	17.5
Other multiple modes .....	49.4	45.9	S	S	S	S	S	S	S	44.2	25.5	5.9
<b>Other and unknown modes</b> ...	<b>6.0</b>	<b>7.1</b>	<b>10.9</b>	<b>16.6</b>	<b>16.2</b>	<b>33.3</b>	<b>11.6</b>	<b>35.8</b>	<b>43.0</b>	<b>19.4</b>	<b>27.0</b>	<b>19.2</b>

— Represents data cell equal to zero or less than 1 unit of measure.  
D Denotes figures withheld to avoid disclosing data for individual companies.  
S Data do not meet publication standards because of high sampling variability or other reasons.

Note: For description of development and uses of measures of reliability, see Appendix B, Reliability of the Estimates.

Table B-1c. **Standard Error of Percentage for Shipment Characteristics by Mode of Transportation for the Region: Percent of Total 1997 and 1993**

[For explanation of terms and meaning of abbreviations and symbols, see introductory text]

Mode of transportation	Value (percent)		Tons (percent)		Ton-miles (percent)	
	1997	1993	1997	1993	1997	1993
<b>All modes</b> .....	—	—	—	—	—	—
<b>Single modes</b> .....	.5	.6	.6	.6	1.1	1.8
Truck .....	.8	.6	2.1	2.0	2.6	3.5
For-hire truck .....	1.2	1.1	2.5	1.5	2.0	2.9
Private truck .....	1.0	.8	2.1	1.8	1.2	1.1
Rail .....	.2	.1	.9	1.6	2.2	3.1
Water .....	—	.2	.6	1.2	.9	2.1
Shallow draft .....	—	.1	.6	.8	.6	.8
Great Lakes .....	S	—	S	—	S	—
Deep draft .....	—	.1	.2	S	.2	S
Air (includes truck and air) .....	.4	.3	—	—	.1	—
Pipeline .....	.3	—	1.3	.5	S	S
<b>Multiple modes</b> .....	.6	.6	.2	.5	1.1	1.5
Parcel, U.S. Postal Service or courier .....	.6	.6	—	—	.1	—
Truck and rail .....	—	.1	S	—	.1	.4
Truck and water .....	—	—	S	—	S	.2
Rail and water .....	—	—	—	.5	.2	1.4
Other multiple modes .....	—	—	S	S	S	S
<b>Other and unknown modes</b> .....	.2	.3	.4	.5	.5	1.3

— Represents data cell equal to zero or less than 1 unit of measure.  
D Denotes figures withheld to avoid disclosing data for individual companies.  
S Data do not meet publication standards because of high sampling variability or other reasons.

Note: For description of development and uses of measures of reliability, see Appendix B, Reliability of the Estimates.

Table B-2. **Measures of Reliability for Shipment Characteristics by Total Modal Activity for the Region: 1997**

[For explanation of terms and meaning of abbreviations and symbols, see introductory text]

Mode of transportation	Ton-miles		Average miles per shipment—coefficient of variation
	Coefficient of variation of number	Standard error of percentage	
<b>Total</b> .....	<b>3.6</b>	<b>—</b>	<b>3.6</b>
Truck .....	2.6	2.9	7.6
Rail .....	15.4	2.7	15.1
Shallow draft .....	33.8	1.0	S
Great Lakes .....	46.1	—	30.9
Deep draft .....	32.4	.4	24.3
Air .....	20.6	.1	4.1
Parcel, U.S. Postal Service or courier .....	5.7	—	2.7
Pipeline .....	S	S	S
Other and unknown modes .....	13.7	.6	24.3

— Represents data cell equal to zero or less than 1 unit of measure.  
D Denotes figures withheld to avoid disclosing data for individual companies.  
S Data do not meet publication standards because of high sampling variability or other reasons.

Note: For description of development and uses of measures of reliability, see Appendix B, Reliability of the Estimates.

**Table B-3. Measures of Reliability for Shipment Characteristics by Mode of Transportation and Distance Shipped for the Region: 1997**

[For explanation of terms and meaning of abbreviations and symbols, see introductory text]

Mode of transportation and distance shipped (based on Great Circle Distance)	Value		Tons		Ton-miles	
	Coefficient of variation of number	Standard error of percentage	Coefficient of variation of number	Standard error of percentage	Coefficient of variation of number	Standard error of percentage
<b>All modes</b> .....	<b>3.4</b>	—	<b>3.8</b>	—	<b>3.6</b>	—
Less than 50 miles .....	1.6	.7	5.9	1.6	6.1	.6
50 to 99 miles .....	5.5	.4	6.7	.7	7.7	.4
100 to 249 miles .....	9.4	.8	6.0	.8	7.2	1.1
250 to 499 miles .....	4.0	.3	5.0	.3	6.5	1.1
500 to 749 miles .....	4.7	.2	7.7	.2	9.4	1.0
750 to 999 miles .....	3.5	.2	15.3	.2	15.0	1.5
1,000 to 1,499 miles .....	2.7	.2	19.0	.2	18.7	1.9
1,500 to 1,999 miles .....	9.2	.2	20.8	—	22.5	.8
2,000 miles or more .....	4.2	.2	3.9	—	4.2	.7
<b>Single modes</b> .....	<b>4.0</b>	—	<b>4.1</b>	—	<b>3.6</b>	—
Less than 50 miles .....	2.0	.9	6.3	1.7	6.6	.7
50 to 99 miles .....	6.4	.6	6.8	.8	7.9	.4
100 to 249 miles .....	11.7	1.1	5.9	.8	6.9	1.0
250 to 499 miles .....	4.9	.4	5.0	.3	6.8	1.2
500 to 749 miles .....	6.6	.2	7.5	.2	9.4	1.0
750 to 999 miles .....	4.3	.2	16.8	.3	17.4	1.7
1,000 to 1,499 miles .....	2.6	.2	22.1	.3	21.8	2.2
1,500 to 1,999 miles .....	9.6	.1	24.3	—	26.2	1.0
2,000 miles or more .....	5.3	.3	4.9	—	5.4	.7
<b>Truck</b> .....	<b>4.1</b>	—	<b>4.5</b>	—	<b>2.6</b>	—
Less than 50 miles .....	2.1	.9	6.1	1.3	6.1	.9
50 to 99 miles .....	6.0	.5	5.9	.8	6.2	.6
100 to 249 miles .....	10.7	.9	5.5	.6	5.8	.6
250 to 499 miles .....	5.7	.5	6.1	.3	7.8	1.1
500 to 749 miles .....	6.8	.2	5.4	—	5.7	.5
750 to 999 miles .....	4.8	.2	5.5	—	5.5	.3
1,000 to 1,499 miles .....	2.2	.2	2.2	—	2.2	.3
1,500 to 1,999 miles .....	11.2	.2	24.8	—	27.4	1.1
2,000 miles or more .....	6.7	.3	5.3	—	5.2	.7
<b>For-hire truck</b> .....	<b>6.5</b>	—	<b>7.9</b>	—	<b>2.9</b>	—
Less than 50 miles .....	5.5	.8	11.8	2.9	12.9	1.0
50 to 99 miles .....	9.5	.7	5.9	1.1	5.1	.3
100 to 249 miles .....	14.3	1.3	6.1	.9	5.9	.5
250 to 499 miles .....	6.9	.7	5.8	.5	5.8	.7
500 to 749 miles .....	7.7	.3	4.9	.4	5.1	.5
750 to 999 miles .....	5.0	.5	5.2	.2	5.1	.3
1,000 to 1,499 miles .....	2.6	.3	2.1	.2	1.9	.3
1,500 to 1,999 miles .....	11.6	.2	12.8	—	13.8	.6
2,000 miles or more .....	7.0	.5	5.7	.1	5.6	.9
<b>Private truck</b> .....	<b>3.0</b>	—	<b>4.5</b>	—	<b>8.2</b>	—
Less than 50 miles .....	2.8	.8	4.4	1.3	2.4	1.7
50 to 99 miles .....	7.0	.6	9.9	.8	10.3	1.2
100 to 249 miles .....	5.0	.3	12.4	.6	14.5	2.0
250 to 499 miles .....	7.4	.3	26.6	.3	34.8	2.7
500 to 749 miles .....	13.6	.3	13.9	—	13.9	.7
750 to 999 miles .....	20.5	.4	14.0	—	14.0	.6
1,000 to 1,499 miles .....	8.7	.1	7.0	—	8.1	.5
1,500 to 1,999 miles .....	33.4	.2	S	S	S	S
2,000 miles or more .....	14.5	.1	18.1	—	18.3	1.1
<b>Rail</b> .....	<b>12.7</b>	—	<b>13.9</b>	—	<b>16.2</b>	—
Less than 50 miles .....	29.4	4.4	23.8	3.4	29.8	.4
50 to 99 miles .....	23.5	.7	36.1	1.6	41.3	.7
100 to 249 miles .....	9.8	1.1	18.5	4.7	18.8	4.6
250 to 499 miles .....	27.3	3.0	15.0	1.4	13.7	1.5
500 to 749 miles .....	30.5	2.5	30.0	1.4	35.0	2.2
750 to 999 miles .....	17.5	1.9	49.4	3.4	46.8	4.9
1,000 to 1,499 miles .....	16.5	1.8	15.5	.8	17.5	2.4
1,500 to 1,999 miles .....	46.5	.6	32.5	.2	31.8	.8
2,000 miles or more .....	12.1	.7	13.1	.2	15.1	1.1
<b>Water</b> .....	<b>18.3</b>	—	<b>30.0</b>	—	<b>39.1</b>	—
Less than 50 miles .....	18.1	3.3	37.4	7.8	38.7	9.6
50 to 99 miles .....	38.2	3.8	26.7	8.9	21.0	15.0
100 to 249 miles .....	40.6	.5	48.2	1.3	S	S
250 to 499 miles .....	S	S	S	S	S	S
500 to 749 miles .....	S	S	S	S	S	S
750 to 999 miles .....	S	S	S	S	S	S
1,000 to 1,499 miles .....	—	—	—	—	—	—
1,500 to 1,999 miles .....	—	—	—	—	—	—
2,000 miles or more .....	S	S	S	S	S	S
<b>Shallow draft</b> .....	<b>48.3</b>	—	<b>37.1</b>	—	<b>48.7</b>	—
Less than 50 miles .....	49.3	7.3	42.5	9.7	42.4	15.6
50 to 99 miles .....	S	S	32.6	9.7	30.4	12.2
100 to 249 miles .....	45.8	1.6	48.3	1.4	S	S
250 to 499 miles .....	S	S	S	S	S	S
500 to 749 miles .....	S	S	S	S	S	S
750 to 999 miles .....	—	—	—	—	—	—
1,000 to 1,499 miles .....	—	—	—	—	—	—
1,500 to 1,999 miles .....	—	—	—	—	—	—
2,000 miles or more .....	—	—	—	—	—	—

See footnotes at end of table.

**Table B-3. Measures of Reliability for Shipment Characteristics by Mode of Transportation and Distance Shipped for the Region: 1997—Con.**

[For explanation of terms and meaning of abbreviations and symbols, see introductory text]

Mode of transportation and distance shipped (based on Great Circle Distance)	Value		Tons		Ton-miles	
	Coefficient of variation of number	Standard error of percentage	Coefficient of variation of number	Standard error of percentage	Coefficient of variation of number	Standard error of percentage
<b>Single modes—Con.</b>						
<b>Great Lakes</b> .....	<b>S</b>	<b>S</b>	<b>S</b>	<b>S</b>	<b>S</b>	<b>S</b>
Less than 50 miles .....	S	S	S	S	S	S
50 to 99 miles .....	—	—	—	—	—	—
100 to 249 miles .....	—	—	—	—	—	—
250 to 499 miles .....	—	—	—	—	—	—
500 to 749 miles .....	—	—	—	—	—	—
750 to 999 miles .....	—	—	—	—	—	—
1,000 to 1,499 miles .....	—	—	—	—	—	—
1,500 to 1,999 miles .....	—	—	—	—	—	—
2,000 miles or more .....	—	—	—	—	—	—
<b>Deep draft</b> .....	<b>5.9</b>	<b>—</b>	<b>41.1</b>	<b>—</b>	<b>45.5</b>	<b>—</b>
Less than 50 miles .....	3.9	3.7	S	S	S	S
50 to 99 miles .....	S	S	S	S	S	S
100 to 249 miles .....	S	S	S	S	S	S
250 to 499 miles .....	S	S	S	S	S	S
500 to 749 miles .....	S	S	S	S	S	S
750 to 999 miles .....	S	S	S	S	S	S
1,000 to 1,499 miles .....	—	—	—	—	—	—
1,500 to 1,999 miles .....	—	—	—	—	—	—
2,000 miles or more .....	S	S	S	S	S	S
<b>Air (includes truck and air)</b> .....	<b>11.4</b>	<b>—</b>	<b>14.5</b>	<b>—</b>	<b>20.0</b>	<b>—</b>
Less than 50 miles .....	—	—	—	—	—	—
50 to 99 miles .....	S	S	22.9	1.9	26.2	.3
100 to 249 miles .....	39.2	3.9	27.6	3.7	33.0	1.7
250 to 499 miles .....	17.3	1.2	18.6	3.3	19.2	1.7
500 to 749 miles .....	22.1	2.1	16.6	1.7	17.5	1.3
750 to 999 miles .....	13.0	1.9	15.9	1.7	17.5	1.7
1,000 to 1,499 miles .....	15.0	2.2	17.2	1.8	19.1	2.7
1,500 to 1,999 miles .....	33.4	1.7	18.9	.4	19.8	.7
2,000 miles or more .....	13.4	2.4	32.0	5.0	31.3	5.9
<b>Pipeline</b> .....	<b>33.3</b>	<b>—</b>	<b>33.4</b>	<b>—</b>	<b>S</b>	<b>S</b>
Less than 50 miles .....	27.5	6.5	27.2	7.3	S	S
50 to 99 miles .....	S	S	S	S	S	S
100 to 249 miles .....	S	S	S	S	S	S
250 to 499 miles .....	S	S	S	S	S	S
500 to 749 miles .....	—	—	—	—	S	S
750 to 999 miles .....	—	—	—	—	S	S
1,000 to 1,499 miles .....	S	S	S	S	S	S
1,500 to 1,999 miles .....	—	—	—	—	S	S
2,000 miles or more .....	—	—	—	—	S	S
<b>Multiple modes</b> .....	<b>4.5</b>	<b>—</b>	<b>24.1</b>	<b>—</b>	<b>19.4</b>	<b>—</b>
Less than 50 miles .....	6.4	.6	S	S	42.7	.6
50 to 99 miles .....	4.2	.4	19.6	1.5	21.9	.3
100 to 249 miles .....	6.9	.7	29.1	6.1	31.5	3.6
250 to 499 miles .....	4.7	.5	18.2	1.8	24.2	1.2
500 to 749 miles .....	5.3	.5	S	S	S	S
750 to 999 miles .....	6.4	.4	33.9	2.2	46.0	4.2
1,000 to 1,499 miles .....	6.7	.5	16.9	1.7	19.7	2.6
1,500 to 1,999 miles .....	10.9	.4	23.9	.5	23.7	1.3
2,000 miles or more .....	7.2	.5	6.3	1.2	6.6	3.1
<b>Parcel, U.S. Postal Service or courier</b> .....	<b>4.4</b>	<b>—</b>	<b>3.3</b>	<b>—</b>	<b>5.7</b>	<b>—</b>
Less than 50 miles .....	6.4	.6	8.1	1.8	7.2	—
50 to 99 miles .....	4.2	.4	3.0	.3	3.1	—
100 to 249 miles .....	6.9	.7	6.4	.8	6.5	.2
250 to 499 miles .....	4.7	.5	4.0	.4	3.8	.4
500 to 749 miles .....	5.1	.5	7.9	.6	7.5	.8
750 to 999 miles .....	6.0	.4	13.3	1.0	12.4	1.2
1,000 to 1,499 miles .....	6.7	.5	9.2	.8	9.1	1.1
1,500 to 1,999 miles .....	10.9	.4	6.1	.2	6.6	.6
2,000 miles or more .....	7.4	.5	8.7	.8	9.9	1.9
<b>Truck and rail</b> .....	<b>14.7</b>	<b>—</b>	<b>S</b>	<b>S</b>	<b>10.1</b>	<b>—</b>
Less than 50 miles .....	S	S	S	S	S	S
50 to 99 miles .....	49.5	.1	S	S	S	S
100 to 249 miles .....	25.3	1.8	S	S	S	S
250 to 499 miles .....	48.4	3.7	38.1	2.1	36.5	.5
500 to 749 miles .....	11.5	1.6	23.8	3.9	24.5	1.9
750 to 999 miles .....	40.1	1.6	21.2	1.7	20.3	.7
1,000 to 1,499 miles .....	13.5	1.7	27.2	4.8	30.2	3.1
1,500 to 1,999 miles .....	32.7	1.7	S	S	S	S
2,000 miles or more .....	22.3	6.4	9.7	10.6	9.4	4.5
<b>Truck and water</b> .....	<b>30.6</b>	<b>—</b>	<b>S</b>	<b>S</b>	<b>S</b>	<b>S</b>
Less than 50 miles .....	S	S	S	S	47.0	1.1
50 to 99 miles .....	S	S	S	S	S	S
100 to 249 miles .....	31.0	8.1	S	S	S	S
250 to 499 miles .....	S	S	S	S	S	S
500 to 749 miles .....	S	S	S	S	S	S
750 to 999 miles .....	41.5	8.1	S	S	S	S
1,000 to 1,499 miles .....	S	S	S	S	S	S
1,500 to 1,999 miles .....	—	—	—	—	—	—
2,000 miles or more .....	28.3	9.0	27.1	1.0	27.1	9.5

See footnotes at end of table.

**Table B–3. Measures of Reliability for Shipment Characteristics by Mode of Transportation and Distance Shipped for the Region: 1997—Con.**

[For explanation of terms and meaning of abbreviations and symbols, see introductory text]

Mode of transportation and distance shipped (based on Great Circle Distance)	Value		Tons		Ton-miles	
	Coefficient of variation of number	Standard error of percentage	Coefficient of variation of number	Standard error of percentage	Coefficient of variation of number	Standard error of percentage
<b>Multiple modes—Con.</b>						
<b>Rail and water</b> .....	<b>32.8</b>	—	<b>33.8</b>	—	<b>31.1</b>	—
Less than 50 miles .....	44.1	8.1	42.8	7.5	43.3	4.4
50 to 99 miles .....	49.5	6.4	49.4	6.3	45.2	4.3
100 to 249 miles .....	S	S	S	S	S	S
250 to 499 miles .....	37.0	9.0	38.3	8.7	41.3	9.9
500 to 749 miles .....	—	—	—	—	—	—
750 to 999 miles .....	—	—	—	—	—	—
1,000 to 1,499 miles .....	—	—	—	—	—	—
1,500 to 1,999 miles .....	—	—	—	—	—	—
2,000 miles or more .....	—	—	—	—	—	—
<b>Other multiple modes</b> .....	<b>45.0</b>	—	<b>45.9</b>	—	<b>S</b>	<b>S</b>
Less than 50 miles .....	S	S	S	S	S	S
50 to 99 miles .....	S	S	S	S	S	S
100 to 249 miles .....	S	S	S	S	S	S
250 to 499 miles .....	S	S	S	S	S	S
500 to 749 miles .....	S	S	S	S	S	S
750 to 999 miles .....	—	—	—	—	—	—
1,000 to 1,499 miles .....	S	S	S	S	S	S
1,500 to 1,999 miles .....	—	—	—	—	—	—
2,000 miles or more .....	S	S	S	S	S	S
<b>Other and unknown modes</b> .....	<b>6.5</b>	—	<b>21.7</b>	—	<b>13.7</b>	—
Less than 50 miles .....	10.5	2.8	30.8	6.3	29.4	2.1
50 to 99 miles .....	7.6	.7	21.9	1.7	19.9	.3
100 to 249 miles .....	7.9	.9	21.2	2.2	19.0	1.9
250 to 499 miles .....	11.0	.6	23.9	1.3	20.0	2.0
500 to 749 miles .....	14.9	.6	22.3	.9	21.9	1.2
750 to 999 miles .....	18.8	.4	17.1	.3	16.5	2.5
1,000 to 1,499 miles .....	9.5	.6	31.3	1.0	29.9	3.1
1,500 to 1,999 miles .....	38.4	.8	28.4	.3	28.3	1.6
2,000 miles or more .....	12.0	.7	26.6	1.2	26.7	5.6

— Represents data cell equal to zero or less than 1 unit of measure.

D Denotes figures withheld to avoid disclosing data for individual companies.

S Data do not meet publication standards because of high sampling variability or other reasons.

Note: For description of development and uses of measures of reliability, see Appendix B, Reliability of the Estimates.

**Table B-4. Measures of Reliability for Shipment Characteristics by Mode of Transportation and Shipment Size for the Region: 1997**

[For explanation of terms and meaning of abbreviations and symbols, see introductory text]

Mode of transportation and shipment size	Value		Tons		Ton-miles		Average miles per shipment—coefficient of variation
	Coefficient of variation of number	Standard error of percentage	Coefficient of variation of number	Standard error of percentage	Coefficient of variation of number	Standard error of percentage	
<b>All modes</b>	<b>3.4</b>	—	<b>3.8</b>	—	<b>3.6</b>	—	<b>3.5</b>
Less than 50 lb	4.9	.8	4.2	—	7.1	—	3.6
50 to 99 lb	4.5	.2	4.7	—	9.2	—	6.0
100 to 499 lb	5.8	.5	5.4	—	8.7	.1	5.2
500 to 749 lb	3.4	.2	4.6	—	10.2	—	8.6
750 to 999 lb	9.0	.2	4.9	—	19.5	.1	16.7
1,000 to 9,999 lb	7.5	.9	2.2	.2	4.7	.6	5.9
10,000 to 49,999 lb	3.1	.9	4.0	2.3	2.1	1.9	3.7
50,000 to 99,999 lb	3.8	.1	6.5	1.3	10.6	1.1	4.9
100,000 lb or more	10.2	.4	14.3	2.7	12.7	3.0	22.6
<b>Single modes</b>	<b>4.0</b>	—	<b>4.1</b>	—	<b>3.6</b>	—	<b>5.2</b>
Less than 50 lb	7.7	.5	8.5	—	10.4	—	6.8
50 to 99 lb	6.9	.2	5.3	—	10.9	—	6.6
100 to 499 lb	7.2	.6	5.9	—	9.3	.1	4.8
500 to 749 lb	3.7	.2	4.5	—	11.4	—	9.7
750 to 999 lb	9.8	.3	5.0	—	22.1	.1	18.9
1,000 to 9,999 lb	8.2	1.0	2.3	.2	5.1	.7	6.2
10,000 to 49,999 lb	3.3	1.2	4.0	2.3	2.3	2.0	3.9
50,000 to 99,999 lb	3.5	.1	6.7	1.4	12.2	1.2	4.7
100,000 lb or more	11.0	.5	14.9	2.6	13.4	3.1	24.3
<b>Truck</b>	<b>4.1</b>	—	<b>4.5</b>	—	<b>2.6</b>	—	<b>7.7</b>
Less than 50 lb	4.3	.3	8.6	—	12.5	—	11.9
50 to 99 lb	6.6	.2	5.4	—	12.2	—	6.5
100 to 499 lb	5.7	.5	6.1	.1	10.1	.2	4.6
500 to 749 lb	3.5	.2	4.6	—	11.7	.1	9.8
750 to 999 lb	10.8	.3	5.0	—	22.7	.2	19.4
1,000 to 9,999 lb	8.5	1.2	2.4	.3	5.6	.5	6.5
10,000 to 49,999 lb	3.3	1.3	4.0	2.8	2.3	1.6	3.9
50,000 to 99,999 lb	4.7	.2	6.8	1.4	12.8	1.3	5.2
100,000 lb or more	8.9	.1	26.8	3.0	16.6	1.3	39.5
<b>For-hire truck</b>	<b>6.5</b>	—	<b>7.9</b>	—	<b>2.9</b>	—	<b>3.4</b>
Less than 50 lb	7.7	.3	18.8	—	16.5	—	9.0
50 to 99 lb	13.3	.2	14.8	—	14.2	—	5.7
100 to 499 lb	9.2	.7	9.3	.1	12.3	.3	3.4
500 to 749 lb	6.0	.3	6.8	—	14.3	.1	5.9
750 to 999 lb	14.6	.5	10.9	—	27.4	.3	12.2
1,000 to 9,999 lb	13.1	1.7	6.7	.4	6.2	.5	5.1
10,000 to 49,999 lb	4.0	1.7	9.0	3.9	3.6	1.4	6.2
50,000 to 99,999 lb	10.1	.3	10.6	2.1	7.7	.7	5.7
100,000 lb or more	16.1	.2	40.5	3.8	21.3	1.4	S
<b>Private truck</b>	<b>3.0</b>	—	<b>4.5</b>	—	<b>8.2</b>	—	<b>7.5</b>
Less than 50 lb	5.0	.5	9.8	—	13.8	—	13.6
50 to 99 lb	5.0	.2	4.9	—	10.9	—	8.1
100 to 499 lb	4.3	.6	6.2	.1	7.1	.2	7.4
500 to 749 lb	4.7	.2	5.7	—	7.7	—	8.3
750 to 999 lb	7.7	.3	5.8	—	5.1	—	6.9
1,000 to 9,999 lb	2.8	.7	2.5	.6	4.5	.9	5.8
10,000 to 49,999 lb	7.8	1.3	4.6	3.0	4.6	3.9	3.4
50,000 to 99,999 lb	8.1	.4	8.9	1.1	27.0	2.8	11.2
100,000 lb or more	14.9	.3	25.0	3.7	34.6	4.0	35.6
<b>Rail</b>	<b>12.7</b>	—	<b>13.9</b>	—	<b>16.2</b>	—	<b>19.1</b>
Less than 50 lb	46.6	—	S	S	36.4	—	S
50 to 99 lb	47.9	—	S	S	S	S	27.0
100 to 499 lb	31.6	—	41.4	—	S	S	31.4
500 to 749 lb	46.1	—	42.4	—	49.9	—	28.6
750 to 999 lb	S	S	48.1	—	S	S	31.9
1,000 to 9,999 lb	S	S	S	S	44.8	.1	S
10,000 to 49,999 lb	13.3	1.3	9.5	.4	9.1	.9	3.1
50,000 to 99,999 lb	26.5	1.8	10.6	.6	18.4	1.3	9.0
100,000 lb or more	14.6	2.9	14.4	1.0	17.7	2.3	7.3
<b>Water</b>	<b>18.3</b>	—	<b>30.0</b>	—	<b>39.1</b>	—	<b>S</b>
Less than 50 lb	S	S	S	S	S	S	S
50 to 99 lb	S	S	S	S	S	S	S
100 to 499 lb	S	S	S	S	S	S	S
500 to 749 lb	41.9	—	S	S	S	S	40.0
750 to 999 lb	S	S	S	S	S	S	31.6
1,000 to 9,999 lb	S	S	S	S	S	S	22.4
10,000 to 49,999 lb	S	S	28.9	.2	41.7	.4	S
50,000 to 99,999 lb	S	S	S	S	S	S	S
100,000 lb or more	20.7	4.5	30.5	.9	39.3	.7	S
<b>Shallow draft</b>	<b>48.3</b>	—	<b>37.1</b>	—	<b>48.7</b>	—	<b>S</b>
Less than 50 lb	S	S	S	S	S	S	31.4
50 to 99 lb	S	S	S	S	S	S	S
100 to 499 lb	S	S	S	S	S	S	S
500 to 749 lb	S	S	S	S	S	S	39.6
750 to 999 lb	S	S	S	S	S	S	31.6
1,000 to 9,999 lb	S	S	S	S	S	S	26.1
10,000 to 49,999 lb	S	S	S	S	47.5	—	23.8
50,000 to 99,999 lb	S	S	S	S	S	S	29.9
100,000 lb or more	S	S	37.7	10.4	48.9	10.5	23.8

See footnote at end of table.



**Table B-4. Measures of Reliability for Shipment Characteristics by Mode of Transportation and Shipment Size for the Region: 1997—Con.**

[For explanation of terms and meaning of abbreviations and symbols, see introductory text]

Mode of transportation and shipment size	Value		Tons		Ton-miles		Average miles per shipment—coefficient of variation
	Coefficient of variation of number	Standard error of percentage	Coefficient of variation of number	Standard error of percentage	Coefficient of variation of number	Standard error of percentage	
<b>Single modes—Con.</b>							
<b>Great Lakes</b> .....	<b>S</b>	<b>S</b>	<b>S</b>	<b>S</b>	<b>S</b>	<b>S</b>	<b>29.8</b>
Less than 50 lb .....	—	—	—	—	—	—	—
50 to 99 lb .....	—	—	—	—	—	—	—
100 to 499 lb .....	—	—	—	—	—	—	—
500 to 749 lb .....	—	—	—	—	—	—	—
750 to 999 lb .....	—	—	—	—	—	—	—
1,000 to 9,999 lb .....	—	—	—	—	—	—	—
10,000 to 49,999 lb .....	S	S	S	S	S	S	31.6
50,000 to 99,999 lb .....	S	S	S	S	S	S	29.8
100,000 lb or more .....	—	—	—	—	—	—	—
<b>Deep draft</b> .....	<b>5.9</b>	<b>—</b>	<b>41.1</b>	<b>—</b>	<b>45.5</b>	<b>—</b>	<b>S</b>
Less than 50 lb .....	S	S	S	S	S	S	31.6
50 to 99 lb .....	—	—	—	—	—	—	—
100 to 499 lb .....	S	S	S	S	S	S	44.8
500 to 749 lb .....	S	S	S	S	S	S	31.6
750 to 999 lb .....	S	S	S	S	S	S	31.6
1,000 to 9,999 lb .....	49.6	.1	S	S	S	.1	42.6
10,000 to 49,999 lb .....	47.4	.8	S	S	S	S	S
50,000 to 99,999 lb .....	S	S	S	S	S	S	32.1
100,000 lb or more .....	6.3	1.0	41.7	6.0	46.0	13.4	S
<b>Air (includes truck and air)</b> .....	<b>11.4</b>	<b>—</b>	<b>14.5</b>	<b>—</b>	<b>20.0</b>	<b>—</b>	<b>3.9</b>
Less than 50 lb .....	23.7	5.6	8.7	1.1	9.7	1.4	4.0
50 to 99 lb .....	11.6	1.7	20.3	1.0	23.1	1.0	3.4
100 to 499 lb .....	29.1	5.4	18.1	3.2	16.2	3.3	7.6
500 to 749 lb .....	23.9	1.8	30.4	2.0	37.9	1.9	8.8
750 to 999 lb .....	36.5	2.4	19.2	.6	22.7	.7	9.6
1,000 to 9,999 lb .....	24.0	2.1	30.9	4.4	45.3	6.7	10.7
10,000 to 49,999 lb .....	S	S	18.4	3.2	24.7	2.7	12.2
50,000 to 99,999 lb .....	S	S	38.9	2.7	S	S	25.2
100,000 lb or more .....	37.1	—	42.4	2.3	45.5	2.1	26.6
<b>Pipeline</b> .....	<b>33.3</b>	<b>—</b>	<b>33.4</b>	<b>—</b>	<b>S</b>	<b>S</b>	<b>S</b>
Less than 50 lb .....	48.7	—	S	S	S	S	S
50 to 99 lb .....	S	S	S	S	S	S	S
100 to 499 lb .....	—	—	—	—	S	S	S
500 to 749 lb .....	—	—	—	—	S	S	S
750 to 999 lb .....	—	—	—	—	S	S	S
1,000 to 9,999 lb .....	S	S	S	S	S	S	S
10,000 to 49,999 lb .....	S	S	S	S	S	S	S
50,000 to 99,999 lb .....	—	—	—	—	S	S	S
100,000 lb or more .....	33.3	.2	33.4	—	S	S	S
<b>Multiple modes</b> .....	<b>4.5</b>	<b>—</b>	<b>24.1</b>	<b>—</b>	<b>19.4</b>	<b>—</b>	<b>2.7</b>
Less than 50 lb .....	5.0	.8	5.6	2.7	7.0	2.2	2.8
50 to 99 lb .....	4.4	.4	6.1	1.2	9.4	1.2	3.8
100 to 499 lb .....	4.8	.5	5.3	2.3	9.3	1.7	6.1
500 to 749 lb .....	13.8	.3	13.8	.5	17.6	.6	7.5
750 to 999 lb .....	14.2	.1	15.9	.3	S	S	21.9
1,000 to 9,999 lb .....	26.9	.1	20.9	.2	29.9	.4	21.1
10,000 to 49,999 lb .....	17.8	.2	10.3	2.5	12.0	4.1	9.8
50,000 to 99,999 lb .....	29.3	—	35.5	1.9	29.0	.5	S
100,000 lb or more .....	29.7	—	44.6	10.2	48.3	8.6	27.2
<b>Parcel, U.S. Postal Service or courier</b> .....	<b>4.4</b>	<b>—</b>	<b>3.3</b>	<b>—</b>	<b>5.7</b>	<b>—</b>	<b>2.7</b>
Less than 50 lb .....	5.0	.8	5.6	1.8	7.0	2.7	2.8
50 to 99 lb .....	4.4	.4	6.1	.8	9.4	1.2	3.8
100 to 499 lb .....	4.9	.5	5.3	1.1	9.4	1.4	6.1
500 to 749 lb .....	13.8	.3	13.8	.6	18.1	.8	7.7
750 to 999 lb .....	14.3	.1	16.1	.7	S	S	22.0
1,000 to 9,999 lb .....	26.4	—	28.5	—	S	S	34.9
10,000 to 49,999 lb .....	—	—	—	—	—	—	—
50,000 to 99,999 lb .....	—	—	—	—	—	—	—
100,000 lb or more .....	—	—	—	—	—	—	—
<b>Truck and rail</b> .....	<b>14.7</b>	<b>—</b>	<b>S</b>	<b>S</b>	<b>10.1</b>	<b>—</b>	<b>8.7</b>
Less than 50 lb .....	S	S	S	S	S	S	30.1
50 to 99 lb .....	S	S	S	S	S	S	27.8
100 to 499 lb .....	S	S	48.4	—	S	S	40.2
500 to 749 lb .....	S	S	S	S	42.7	—	31.3
750 to 999 lb .....	S	S	S	S	S	S	24.8
1,000 to 9,999 lb .....	33.4	5.2	29.2	1.5	16.1	.6	18.5
10,000 to 49,999 lb .....	19.5	5.0	12.6	16.9	10.4	4.6	6.4
50,000 to 99,999 lb .....	37.7	.8	S	S	39.7	1.1	S
100,000 lb or more .....	32.9	2.8	S	S	36.2	4.4	44.1
<b>Truck and water</b> .....	<b>30.6</b>	<b>—</b>	<b>S</b>	<b>S</b>	<b>S</b>	<b>S</b>	<b>31.0</b>
Less than 50 lb .....	S	S	S	S	S	S	29.8
50 to 99 lb .....	S	S	S	S	S	S	31.6
100 to 499 lb .....	S	S	S	S	S	S	S
500 to 749 lb .....	S	S	S	S	S	S	26.6
750 to 999 lb .....	S	S	S	S	S	S	31.6
1,000 to 9,999 lb .....	33.9	8.9	40.4	.8	S	S	29.4
10,000 to 49,999 lb .....	30.4	11.3	29.9	14.7	38.2	14.7	S
50,000 to 99,999 lb .....	46.7	5.0	39.7	5.3	S	S	30.6
100,000 lb or more .....	S	S	S	S	S	S	29.7

See footnote at end of table.

**Table B-4. Measures of Reliability for Shipment Characteristics by Mode of Transportation and Shipment Size for the Region: 1997—Con.**

[For explanation of terms and meaning of abbreviations and symbols, see introductory text]

Mode of transportation and shipment size	Value		Tons		Ton-miles		Average miles per shipment—coefficient of variation
	Coefficient of variation of number	Standard error of percentage	Coefficient of variation of number	Standard error of percentage	Coefficient of variation of number	Standard error of percentage	
<b>Multiple modes—Con.</b>							
<b>Rail and water .....</b>	<b>32.8</b>	—	<b>33.8</b>	—	<b>31.1</b>	—	<b>18.0</b>
Less than 50 lb .....	—	—	—	—	—	—	—
50 to 99 lb .....	—	—	—	—	—	—	—
100 to 499 lb .....	—	—	—	—	—	—	—
500 to 749 lb .....	—	—	—	—	—	—	—
750 to 999 lb .....	—	—	—	—	—	—	—
1,000 to 9,999 lb .....	—	—	—	—	—	—	—
10,000 to 49,999 lb .....	S	S	S	S	S	S	31.6
50,000 to 99,999 lb .....	—	—	—	—	—	—	—
100,000 lb or more .....	32.8	—	33.8	—	31.1	—	18.3
<b>Other multiple modes .....</b>	<b>45.0</b>	—	<b>45.9</b>	—	<b>S</b>	<b>S</b>	<b>S</b>
Less than 50 lb .....	S	S	S	S	S	S	S
50 to 99 lb .....	S	S	S	S	S	S	31.6
100 to 499 lb .....	S	S	S	S	S	S	S
500 to 749 lb .....	—	—	—	—	—	—	—
750 to 999 lb .....	—	—	—	—	—	—	—
1,000 to 9,999 lb .....	S	S	S	S	S	S	S
10,000 to 49,999 lb .....	S	S	S	S	S	S	45.5
50,000 to 99,999 lb .....	S	S	S	S	S	S	33.3
100,000 lb or more .....	S	S	S	S	S	S	28.8
<b>Other and unknown modes .....</b>	<b>6.5</b>	—	<b>21.7</b>	—	<b>13.7</b>	—	<b>24.3</b>
Less than 50 lb .....	11.6	2.0	11.9	.2	28.3	—	28.6
50 to 99 lb .....	9.9	.4	13.0	.1	17.9	—	S
100 to 499 lb .....	10.9	1.0	8.8	.4	13.5	—	22.6
500 to 749 lb .....	32.9	1.0	11.8	.1	17.9	—	16.1
750 to 999 lb .....	24.7	.4	15.9	.1	44.8	.1	27.9
1,000 to 9,999 lb .....	9.8	2.2	8.0	2.6	8.7	2.4	14.3
10,000 to 49,999 lb .....	13.2	1.9	21.3	5.9	17.4	3.8	20.1
50,000 to 99,999 lb .....	29.0	.9	25.9	2.8	23.1	2.7	41.6
100,000 lb or more .....	21.4	.8	44.5	8.8	39.8	5.0	27.7

— Represents data cell equal to zero or less than 1 unit of measure.

D Denotes figures withheld to avoid disclosing data for individual companies.

S Data do not meet publication standards because of high sampling variability or other reasons.

Note: For description of development and uses of measures of reliability, see Appendix B, Reliability of the Estimates.

**Table B–5. Measures of Reliability for Shipment Characteristics by Two-Digit Commodity for the Region: 1997**

[For explanation of terms and meaning of abbreviations and symbols, see introductory text]

SCTG code	Commodity description	Value		Tons		Ton-miles		Average miles per shipment—coefficient of variation
		Coefficient of variation of number	Standard error of percentage	Coefficient of variation of number	Standard error of percentage	Coefficient of variation of number	Standard error of percentage	
	<b>All commodities .....</b>	<b>3.4</b>	<b>—</b>	<b>3.8</b>	<b>—</b>	<b>3.6</b>	<b>—</b>	<b>3.5</b>
01	Live animals and live fish .....	28.8	—	29.1	—	26.1	—	S
02	Cereal grains .....	26.0	—	20.0	—	32.0	—	S
03	Other agricultural products .....	18.5	.2	21.3	.2	13.3	.1	35.5
04	Animal feed and products of animal origin, n.e.c. ....	13.9	—	19.1	.2	11.6	—	43.3
05	Meat, fish, seafood, and their preparations .....	12.0	.2	11.9	—	21.5	.3	32.6
06	Milled grain products and preparations, and bakery products .....	7.7	.1	6.1	—	8.7	.2	27.4
07	Other prepared foodstuffs and fats and oils .....	5.9	.3	7.3	.4	6.5	.4	14.9
08	Alcoholic beverages .....	7.8	—	9.3	—	26.2	.5	12.9
09	Tobacco products .....	8.9	—	12.4	—	20.3	—	17.0
10	Monumental or building stone .....	37.7	—	27.7	—	41.1	.1	22.9
11	Natural sands .....	38.8	—	21.6	.9	29.9	.4	24.7
12	Gravel and crushed stone .....	5.7	—	4.7	1.1	17.2	.5	9.6
13	Nonmetallic minerals n.e.c. ....	17.0	—	18.8	.5	18.8	.3	19.3
14	Metallic ores and concentrates .....	25.9	—	19.9	—	S	S	18.6
15	Coal .....	17.0	—	13.1	1.1	22.2	2.1	24.5
17	Gasoline and aviation turbine fuel .....	9.2	.2	10.5	.5	S	S	12.1
18	Fuel oils .....	13.6	.2	13.9	.7	18.8	.3	18.7
19	Coal and petroleum products, n.e.c. ....	11.8	.1	15.8	1.2	12.5	.2	25.0
20	Basic chemicals .....	13.0	.2	15.6	.2	16.2	.5	16.6
21	Pharmaceutical products .....	8.3	.4	19.2	—	9.4	—	8.7
22	Fertilizers .....	30.8	—	37.2	.1	43.2	—	19.3
23	Chemical products and preparations, n.e.c. ....	19.1	.8	8.6	—	12.4	.3	10.6
24	Plastics and rubber .....	3.2	.2	20.7	.5	13.7	.8	6.5
25	Logs and other wood in the rough .....	37.4	—	43.4	.8	S	S	28.6
26	Wood products .....	3.9	—	20.5	.4	15.6	.4	13.1
27	Pulp, newsprint, paper, and paperboard .....	7.8	.2	10.1	.2	8.2	.5	24.4
28	Paper or paperboard articles .....	6.4	.1	6.5	—	15.3	.3	8.8
29	Printed products .....	32.3	2.0	10.5	.2	20.6	.6	14.3
30	Textiles, leather, and articles of textiles or leather .....	9.6	.5	10.0	—	10.9	.2	5.4
31	Nonmetallic mineral products .....	3.8	—	18.7	1.2	6.1	.5	20.2
32	Base metal in primary or semifinished forms and in finished basic shapes .....	14.0	.6	15.0	.5	19.6	2.0	10.8
33	Articles of base metal .....	5.4	.1	10.0	.1	10.8	.3	16.8
34	Machinery .....	4.8	.4	6.7	—	9.5	.1	11.3
35	Electronic and other electrical equipment and components and office equipment .....	5.7	.8	5.4	—	4.5	.1	8.8
36	Motorized and other vehicles (including parts) .....	6.4	.3	5.8	—	8.6	.1	11.4
37	Transportation equipment, n.e.c. ....	8.5	.1	19.3	—	38.4	.2	14.6
38	Precision instruments and apparatus .....	8.4	.2	13.0	—	13.1	—	6.7
39	Furniture, mattresses and mattress supports, lamps, lighting fittings, and illuminated signs .....	7.7	—	10.5	—	12.9	—	11.0
40	Miscellaneous manufactured products .....	6.7	.6	S	S	24.6	.8	4.7
41	Waste and scrap .....	13.6	—	19.1	.4	25.8	1.0	16.4
43	Mixed freight .....	11.6	.3	8.7	.1	15.1	.1	13.0
—	Commodity unknown .....	21.9	—	22.2	—	31.0	.2	17.4

— Represents data cell equal to zero or less than 1 unit of measure.

D Denotes figures withheld to avoid disclosing data for individual companies.

S Data do not meet publication standards because of high sampling variability or other reasons.

Note: For description of development and uses of measures of reliability, see Appendix B, Reliability of the Estimates.

**Table B–6. Measures of Reliability for Shipment Characteristics by Three-Digit Commodity for the Region: 1997**

[For explanation of terms and meaning of abbreviations and symbols, see introductory text]

SCTG code	Commodity description	Value		Tons		Ton-miles		Average miles per shipment—coefficient of variation
		Coefficient of variation of number	Standard error of percentage	Coefficient of variation of number	Standard error of percentage	Coefficient of variation of number	Standard error of percentage	
	<b>All commodities</b> .....	<b>3.4</b>	—	<b>3.8</b>	—	<b>3.6</b>	—	<b>3.5</b>
010	Live animals and live fish .....	28.8	—	29.1	—	26.1	—	S
021	Wheat .....	35.2	—	35.1	—	48.1	—	29.5
022	Corn, except sweet .....	31.9	—	32.7	—	25.6	—	S
029	Other cereal grains .....	46.6	—	37.7	—	S	S	S
031	Fresh or chilled potatoes (Irish potatoes), except sweet .....	27.9	—	43.0	.1	46.8	.1	14.2
032	Fresh or chilled edible vegetables, except potatoes (Irish potatoes), and dried vegetables .....	13.1	—	19.6	—	24.5	—	27.9
033	Fresh, chilled, or dried edible fruit and nuts .....	S	S	S	S	47.6	.1	S
034	Soya beans .....	34.6	—	41.4	—	43.7	—	S
035	Oil seeds and nuts, except olives and soya beans .....	45.2	—	49.3	—	S	S	23.2
036	Bulbs, live plants, and seeds for sowing, n.e.c. ....	23.2	—	38.2	—	S	S	19.4
039	Fresh-cut flowers, plants, and parts of plants, and other agricultural products, except forage products and cereal straw or husks .....	32.4	—	47.4	—	40.5	—	S
041	Cereal straw or husks, forage products, residues and waste from the food industries used in animal feeding, and eggs and other products of animal origin, n.e.c. ....	36.6	—	18.8	—	23.4	—	27.9
042	Animal feed preparations .....	20.7	—	21.3	.2	15.3	—	S
051	Meat including poultry, except preparations .....	14.4	.2	14.4	—	24.1	.2	S
052	Fish, except live, and seafood, except preparations .....	11.5	—	13.1	—	26.7	—	46.3
053	Preparations, extracts, and juices of meat, fish, or seafood .....	S	S	S	S	S	S	21.4
061	Wheat flour, groats, and meal .....	16.8	—	14.3	—	17.6	—	21.3
062	Malt, starches, inulin, wheat gluten, and milled or otherwise worked grains, except wheat flour, groats, and meal .....	34.2	—	30.5	—	S	S	S
063	Food preparations of cereals, flour, starch, or milk .....	21.6	.1	20.0	—	14.4	.1	41.8
064	Bakery products .....	9.2	.1	11.1	—	12.8	.2	31.6
071	Dairy products, except chocolate milk, eggnog, and food preparations of milk .....	11.2	.2	10.5	.1	16.1	.2	24.1
072	Processed or prepared vegetables, fruit, or nuts, except dried or milled, and juices .....	14.9	.2	19.4	.2	25.8	.5	S
073	Coffee, tea, and spices, except unprocessed coffee and unfermented tea .....	28.7	—	21.9	—	34.2	—	16.6
074	Animal or vegetable fats and oils and their cleavage products, prepared edible fats, animal or vegetable waxes, and flours and meals .....	24.4	—	26.7	—	39.1	.1	20.1
075	Cane, beet, and other sugars in solid form, sugar syrups not containing added flavoring or coloring matter, and molasses .....	19.9	—	19.8	—	21.8	—	34.5
076	Confectionery, cocoa, and cocoa preparations .....	14.4	.1	10.6	—	12.2	—	12.7
077	Edible preparations, n.e.c. and vinegar .....	18.0	.1	12.0	—	14.3	.2	10.3
078	Nonalcoholic beverages, n.e.c. and ice .....	13.2	.1	14.9	.3	12.3	.1	39.5
081	Malt Beer .....	11.3	—	10.5	—	30.9	.5	14.4
082	Wine and other fermented beverages .....	18.3	—	24.6	—	36.9	—	13.1
083	Spirituos beverages and ethyl alcohol .....	9.7	—	19.7	—	S	S	15.7
090	Tobacco products .....	8.9	—	12.4	—	20.3	—	17.0
100	Monumental or building stone, except dolomite .....	37.7	—	27.7	—	41.1	.1	22.9
110	Natural sands, except metal-bearing .....	38.8	—	21.6	.9	29.9	.4	24.7
120	Gravel and crushed stone, except dolomite and slate .....	5.7	—	4.7	1.1	17.2	.5	9.6
131	Salt .....	32.6	—	42.0	.3	37.2	.3	22.3
132	Natural calcium phosphates, natural aluminum-calcium phosphates, and phosphatic chalk .....	S	S	S	S	S	S	27.9
133	Dolomite .....	22.7	—	26.3	.5	28.3	.1	S
139	Other nonmetallic minerals .....	17.2	—	36.1	.2	21.1	—	24.8
141	Iron ores and concentrates .....	S	S	S	S	S	S	27.2
149	Other metallic ores and concentrates .....	28.0	—	23.1	—	S	S	15.9
151	Nonagglomerated bituminous coal .....	14.8	—	13.5	1.1	22.9	2.1	24.6
159	Other coal .....	S	S	36.6	.2	30.3	.1	42.0
171	Gasoline .....	9.1	.2	10.2	.5	S	S	12.5
172	Aviation turbine fuel (types A and B) .....	48.7	—	S	S	44.4	—	25.3
180	Fuel oils .....	13.6	.2	13.9	.7	18.8	.3	18.7
191	Lubricating oils and greases .....	33.2	—	36.8	—	S	S	S
192	Refined petroleum oils and oils obtained from bituminous minerals, n.e.c. ....	32.8	—	39.2	.2	25.8	—	15.8
193	Gaseous hydrocarbons .....	21.7	—	31.0	.2	41.1	—	S
199	Other products of petroleum refining, and coal products .....	21.0	—	17.9	1.1	20.0	.3	15.7
201	Sodium hydroxide (caustic soda) and potassium hydroxide (caustic potash) .....	38.2	—	49.6	—	36.8	—	35.7
202	Inorganic chemicals, n.e.c. ....	21.7	.1	23.7	.2	27.8	.5	32.4
203	Cyclic hydrocarbons .....	S	S	S	S	27.8	—	S
204	Phenols, phenol-alcohols, aldehydes, cyclic polymers of aldehydes, paraformaldehyde, ketones, quinones, organic acids, and acyclic alcohols .....	S	S	S	S	S	S	11.9
205	Organic chemicals, n.e.c. ....	12.5	—	13.7	—	16.2	.1	23.9
210	Pharmaceutical products .....	8.3	.4	19.2	—	9.4	—	8.7
220	Fertilizers and fertilizer materials .....	30.8	—	37.2	.1	43.2	—	19.3
231	Paints and varnishes, tanning or dyeing extracts, tannins and their derivatives, dyes, putty and other mastics, inks, and coloring matter, except pigments and synthetic organic dyes, lakes, and toners .....	17.9	—	20.2	—	18.8	—	39.9
232	Essential oils and resinoids, and perfumery, cosmetic, or toilet preparations .....	10.4	—	16.1	—	21.3	.1	12.9
233	Soap, organic surface-active agents, cleaning preparations, polishes and creams, and scouring preparations .....	13.9	—	15.5	—	25.6	.2	17.9
234	Photographic film, plates, paper, paperboard, or textiles, and chemical preparations for photographic use .....	47.7	.8	28.7	—	32.3	—	14.4
235	Insecticides, rodenticides, fungicides, herbicides, antisprouting products, plant-growth regulators, disinfectants, and similar products, in packages for retail sale or as preparations or articles .....	26.3	—	20.6	—	31.2	—	22.4
239	Other chemical products and preparations .....	15.1	—	20.0	—	23.6	.2	21.2
241	Plastics in primary forms, rubber in primary forms or sheets, and unvulcanized compounded rubber .....	6.7	—	15.1	—	24.3	.6	16.7
242	Manmade fibers and plastics basic shapes and articles .....	4.6	.2	7.1	—	7.3	.2	4.2

See footnotes at end of table.

**Table B–6. Measures of Reliability for Shipment Characteristics by Three-Digit Commodity for the Region: 1997—Con.**

[For explanation of terms and meaning of abbreviations and symbols, see introductory text]

SCTG code	Commodity description	Value		Tons		Ton-miles		Average miles per shipment—coefficient of variation
		Coefficient of variation of number	Standard error of percentage	Coefficient of variation of number	Standard error of percentage	Coefficient of variation of number	Standard error of percentage	
	<b>All commodities—Con.</b>							
243	Rubber articles .....	6.6	—	43.2	.5	45.2	.5	25.9
250	Logs and other wood in the rough .....	37.4	—	43.4	.8	S	S	28.6
261	Wood chips or particles .....	33.4	—	45.8	.4	S	S	11.2
262	Lumber, wood continuously shaped along any of its edges or faces, and shingles and shakes .....	7.1	—	8.6	—	14.4	.2	21.6
263	Veneer sheets and sheets for plywood, particle board, fiberboard, plywood, veneered panels, and similar boards of ligneous material or laminated wood .....	17.8	—	12.3	—	10.8	—	34.0
264	Builders' joinery and carpentry of wood, except shingles and shakes ....	14.3	—	22.6	—	19.7	—	10.9
269	Other wood products .....	8.9	—	11.0	—	17.1	—	15.9
271	Pulp of fibrous cellulosic materials .....	35.7	—	36.0	—	S	S	S
272	Newsprint in large rolls or sheets .....	40.7	—	40.8	—	28.3	—	35.1
273	Uncoated paper and paperboard in large rolls or sheets .....	10.1	.1	13.7	.1	9.6	.3	32.6
274	Coated, impregnated, treated, or worked paper and paperboard, in large rolls or sheets .....	8.0	—	14.5	.1	9.9	.3	13.4
280	Paper or paperboard articles .....	6.4	.1	6.5	—	15.3	.3	8.8
291	Printed books, brochures, leaflets, and similar printed products .....	49.1	2.1	31.3	.1	38.6	.5	9.5
292	Newspapers, journals, and periodicals .....	6.1	.1	12.0	—	21.4	—	45.4
293	Advertising material, commercial or trade catalogues, and similar printed products .....	15.2	.1	14.0	—	28.7	.2	11.6
299	Other printed products .....	14.0	.1	44.8	—	S	S	9.1
301	Textile fibers, yarns, and broadwoven or knitted fabrics, except coated or treated .....	12.3	—	13.0	—	15.9	—	34.3
302	Textile clothing and accessories, and headgear, except safety .....	12.4	.4	12.9	—	20.1	.1	7.8
303	Textiles and textile articles, n.e.c. ....	11.9	.2	13.7	—	15.3	—	4.6
304	Footwear .....	15.6	—	15.8	—	18.9	—	3.0
305	Leather and articles, luggage of related materials, and dressed furskins and articles .....	23.2	—	12.7	—	15.0	—	7.5
311	Hydraulic cements .....	17.7	—	16.9	.2	11.3	—	16.3
312	Ceramic products .....	12.2	—	14.7	—	19.0	.1	5.6
313	Glass and glass products .....	12.1	—	15.9	—	16.9	.3	20.3
319	Other nonmetallic mineral products .....	10.7	—	23.6	1.3	12.3	.4	11.2
321	Iron and steel in primary forms, in semifinished forms, or in powders or granules, and ferroalloys .....	36.5	.2	23.9	—	18.7	.2	37.9
322	Flat-rolled products of iron or steel .....	9.1	.1	30.5	.5	38.3	1.7	20.8
323	Bars, rods, angles, shapes, sections, and wire, of iron or steel .....	15.7	.1	8.7	—	11.3	.2	12.0
324	Nonferrous metal, except precious, in unwrought forms, in finished basic shapes, or in powders or granules .....	18.2	.4	9.7	—	16.3	.5	13.3
331	Pipes, tubes, and fittings .....	12.5	—	17.5	—	17.2	.2	22.4
332	Structures and parts, except prefabricated buildings .....	22.0	—	39.0	—	26.8	.1	10.9
333	Handtools, cutlery, except of precious metals, interchangeable tools for hand- or machine-tools, hardware, and industrial fasteners .....	8.4	—	12.8	—	11.8	—	13.2
339	Other articles of metal .....	9.8	—	28.0	.1	34.6	.4	22.5
341	Internal-combustion piston engines .....	14.9	.1	22.3	—	27.1	—	22.8
342	Turbines, boilers, nuclear reactors, and nonelectric engines and motors, except internal-combustion piston engines .....	12.8	.1	24.0	—	22.8	—	14.9
343	Pumps, compressors, and fans, and ventilating or recycling hoods incorporating a fan .....	7.4	—	14.4	—	22.4	—	15.6
344	Air-conditioning, refrigerating, or freezing equipment .....	15.1	—	18.2	—	20.2	—	22.8
345	Materials-handling, excavating, boring, and related machinery and equipment .....	8.2	—	15.5	—	11.9	—	15.2
349	Other machinery .....	6.6	.2	6.7	—	11.0	—	15.4
351	Electric motors, generators, generating sets, rotary converters, transformers, static converters, and inductors .....	9.4	—	11.3	—	19.2	—	19.4
352	Electric cooking appliances and other electrothermic or electromechanical domestic appliances .....	25.8	—	25.1	—	30.0	—	16.8
353	Line telephone or telegraph apparatus .....	22.1	.2	18.9	—	18.6	—	12.2
354	Electronic entertainment products, except parts .....	25.1	.2	23.7	—	30.6	—	16.7
355	Computer and office equipment .....	11.9	.4	28.4	—	31.0	—	7.3
356	Prepared unrecorded or prerecorded media .....	24.9	.2	32.1	—	36.4	—	14.7
357	Transmission apparatus for radio or television broadcasting, radio transmission and reception apparatus, radar apparatus, radio navigational-aid apparatus, and radio remote-control apparatus, except radio broadcast receivers and parts .....	16.5	—	21.1	—	32.0	—	12.7
358	Electronic components and parts .....	15.6	.4	18.3	—	19.5	—	9.9
359	Other electronic and electrical equipment .....	4.5	.2	6.8	—	7.0	—	14.1
361	Motor vehicles for the transport of less than 10 people, except motorcycles, armored fighting vehicles, snowmobiles, golf carts and similar vehicles, and parts .....	42.7	.2	29.6	—	45.2	—	35.1
362	Motor vehicles for the transport of goods and road tractors for semitrailers, except parts .....	41.3	.1	38.8	—	S	S	23.0
363	Other vehicles .....	20.3	.1	19.0	—	22.7	—	18.6
364	Parts and accessories for motor vehicles, except motorcycles and armored fighting vehicles .....	9.4	.3	12.4	—	13.2	.1	12.8
371	Locomotives and rolling stock, railway track fixtures and fittings, mechanical or electromechanical traffic-signalling equipment, and intermodal containers .....	13.1	—	20.9	—	40.8	.2	8.4
372	Aircraft and spacecraft .....	12.1	—	18.4	—	22.0	—	16.8
373	Ships, boats, and floating structures .....	3.6	—	9.4	—	23.0	—	32.8
381	Optical elements, instruments, and apparatus, except photographic and photocopying equipment and optical instruments and apparatus for measuring or checking .....	16.6	—	9.4	—	12.4	—	7.5
382	Photographic and photocopying machines .....	19.0	—	17.7	—	39.3	—	10.9
383	Surveying, hydrographic, oceanographic, hydrological, geophysical, drawing, or length-measuring instruments and appliances, and navigational and meteorological instruments and appliances, except radar and other radio-type apparatus .....	26.1	—	43.2	—	42.0	—	8.3
384	Instruments, apparatus, and appliances for medical, surgical, dental, or veterinary sciences, or for similar purposes .....	10.7	.1	24.6	—	28.8	—	12.0

See footnotes at end of table.

Table B-6. **Measures of Reliability for Shipment Characteristics by Three-Digit Commodity for the Region: 1997—Con.**

[For explanation of terms and meaning of abbreviations and symbols, see introductory text]

SCTG code	Commodity description	Value		Tons		Ton-miles		Average miles per shipment—coefficient of variation
		Coefficient of variation of number	Standard error of percentage	Coefficient of variation of number	Standard error of percentage	Coefficient of variation of number	Standard error of percentage	
	<b>All commodities—Con.</b>							
385	Meters and other instruments and apparatus for measuring, checking, testing, or controlling . . . . .	9.9	—	12.3	—	14.7	—	4.3
390	Furniture, mattresses and mattress supports, lamps, lighting fittings, and illuminated signs . . . . .	7.7	—	10.5	—	12.9	—	11.0
401	Arms and ammunition . . . . .	7.9	—	39.3	—	13.1	—	5.0
402	Toys, games, and sporting equipment . . . . .	14.2	.1	16.4	—	17.9	—	9.1
409	Miscellaneous manufactured products . . . . .	7.2	.6	S	S	27.9	.8	5.5
411	Metallic waste and scrap . . . . .	15.2	—	16.8	.3	32.0	.9	30.8
412	Nonmetallic waste and scrap, except from food processing . . . . .	24.1	—	32.7	.2	33.6	.3	21.2
439	Mixed freight . . . . .	11.6	.3	8.7	.1	15.1	.1	13.0
—	Commodity unknown . . . . .	21.9	—	22.2	—	31.0	.2	17.4

— Represents data cell equal to zero or less than 1 unit of measure.  
D Denotes figures withheld to avoid disclosing data for individual companies.  
S Data do not meet publication standards because of high sampling variability or other reasons.

Note: For description of development and uses of measures of reliability, see Appendix B, Reliability of the Estimates.

**Table B-7. Measures of Reliability for Shipment Characteristics by Two-Digit Commodity and Mode of Transportation for the Region: 1997**

[For explanation of terms and meaning of abbreviations and symbols, see introductory text]

SCTG code, description, and mode of transportation	Value		Tons		Ton-miles		Average miles per shipment—coefficient of variation
	Coefficient of variation of number	Standard error of percentage	Coefficient of variation of number	Standard error of percentage	Coefficient of variation of number	Standard error of percentage	
ALL COMMODITIES							
Total .....	3.4	—	3.8	—	3.6	—	3.5
Single modes .....	4.0	.7	4.1	.9	3.6	.9	5.2
Truck .....	4.1	.9	4.5	1.6	2.6	2.9	7.7
For-hire truck .....	6.5	1.4	7.9	2.1	2.9	2.1	3.4
Private truck .....	3.0	1.0	4.5	2.2	8.2	1.6	7.5
Rail .....	12.7	.2	13.9	.8	16.2	2.6	19.1
Water .....	18.3	.1	30.0	.7	39.1	1.0	S
Shallow draft .....	48.3	.1	37.1	.7	48.7	1.0	S
Great Lakes .....	S	S	S	S	S	S	29.8
Deep draft .....	5.9	—	41.1	.1	45.5	.2	S
Air (includes truck and air) .....	11.4	.3	14.5	—	20.0	.1	3.9
Pipeline .....	33.3	.2	33.4	1.0	S	S	S
Multiple modes .....	4.5	.7	24.1	.3	19.4	1.0	2.7
Parcel, U.S. Postal Service or courier .....	4.4	.6	3.3	—	5.7	—	2.7
Truck and rail .....	14.7	—	S	S	10.1	.2	8.7
Truck and water .....	30.6	—	S	S	S	S	31.0
Rail and water .....	32.8	—	33.8	—	31.1	.1	18.0
Other multiple modes .....	45.0	—	45.9	—	S	S	S
Other and unknown modes .....	6.5	.3	21.7	.6	13.7	.6	24.3
SCTG 01, LIVE ANIMALS AND LIVE FISH							
Total .....	28.8	—	29.1	—	26.1	—	S
Single modes .....	29.4	2.2	29.6	2.0	26.1	2.2	S
Truck .....	30.4	3.5	31.0	4.1	26.4	5.9	S
For-hire truck .....	25.2	10.7	26.4	11.2	30.8	13.3	20.0
Private truck .....	47.7	10.7	46.9	11.4	42.8	13.7	S
Rail .....	—	—	—	—	—	—	—
Water .....	—	—	—	—	—	—	—
Shallow draft .....	—	—	—	—	—	—	—
Great Lakes .....	—	—	—	—	—	—	—
Deep draft .....	—	—	—	—	—	—	—
Air (includes truck and air) .....	S	S	S	S	S	S	29.8
Pipeline .....	—	—	—	—	S	S	S
Multiple modes .....	S	S	S	S	S	S	S
Parcel, U.S. Postal Service or courier .....	S	S	S	S	S	S	S
Truck and rail .....	—	—	—	—	—	—	—
Truck and water .....	—	—	—	—	—	—	—
Rail and water .....	—	—	—	—	—	—	—
Other multiple modes .....	—	—	—	—	—	—	—
Other and unknown modes .....	S	S	S	S	S	S	31.6
SCTG 02, CEREAL GRAINS							
Total .....	26.0	—	20.0	—	32.0	—	S
Single modes .....	24.3	3.9	21.4	3.2	24.5	7.1	S
Truck .....	21.8	5.3	22.4	3.8	26.4	7.9	S
For-hire truck .....	38.9	8.4	26.6	9.4	41.6	6.7	45.8
Private truck .....	32.7	11.9	39.7	10.3	34.0	12.8	S
Rail .....	40.3	4.1	40.3	3.0	32.9	7.4	22.9
Water .....	—	—	—	—	—	—	—
Shallow draft .....	—	—	—	—	—	—	—
Great Lakes .....	—	—	—	—	—	—	—
Deep draft .....	—	—	—	—	—	—	—
Air (includes truck and air) .....	—	—	—	—	—	—	—
Pipeline .....	—	—	—	—	S	S	S
Multiple modes .....	S	S	S	S	S	S	37.0
Parcel, U.S. Postal Service or courier .....	S	S	S	S	S	S	S
Truck and rail .....	S	S	S	S	S	S	26.7
Truck and water .....	—	—	—	—	—	—	—
Rail and water .....	—	—	—	—	—	—	—
Other multiple modes .....	—	—	—	—	—	—	—
Other and unknown modes .....	S	S	S	S	S	S	30.7

See footnotes at end of table.

**Table B–7. Measures of Reliability for Shipment Characteristics by Two-Digit Commodity and Mode of Transportation for the Region: 1997—Con.**

[For explanation of terms and meaning of abbreviations and symbols, see introductory text]

SCTG code, description, and mode of transportation	Value		Tons		Ton-miles		Average miles per shipment—coefficient of variation
	Coefficient of variation of number	Standard error of percentage	Coefficient of variation of number	Standard error of percentage	Coefficient of variation of number	Standard error of percentage	
SCTG 03, OTHER AGRICULTURAL PRODUCTS							
Total .....	18.5	—	21.3	—	13.3	—	35.5
Single modes .....	19.3	3.3	22.0	2.9	13.7	1.2	24.6
Truck .....	19.2	3.3	22.0	2.9	13.8	1.2	23.5
For-hire truck .....	31.9	3.2	28.7	7.2	20.5	7.3	45.7
Private truck .....	14.7	3.4	23.1	6.8	28.1	6.6	20.4
Rail .....	—	—	—	—	—	—	—
Water .....	—	—	—	—	—	—	—
Shallow draft .....	—	—	—	—	—	—	—
Great Lakes .....	—	—	—	—	—	—	—
Deep draft .....	—	—	—	—	—	—	—
Air (includes truck and air) .....	S	S	S	S	S	S	26.8
Pipeline .....	—	—	—	—	S	S	S
Multiple modes .....	36.4	.6	45.8	.1	S	S	18.3
Parcel, U.S. Postal Service or courier .....	36.9	.6	49.0	.1	S	S	16.3
Truck and rail .....	S	S	S	S	S	S	31.6
Truck and water .....	—	—	—	—	—	—	—
Rail and water .....	—	—	—	—	—	—	—
Other multiple modes .....	—	—	—	—	—	—	—
Other and unknown modes .....	S	S	S	S	S	S	30.9
SCTG 04, ANIMAL FEED AND PRODUCTS OF ANIMAL ORIGIN, N.E.C.							
Total .....	13.9	—	19.1	—	11.6	—	43.3
Single modes .....	13.9	3.4	19.1	2.4	12.6	6.1	S
Truck .....	14.3	3.4	19.6	2.2	15.8	6.9	S
For-hire truck .....	20.3	3.9	21.8	3.5	18.2	6.4	40.6
Private truck .....	17.3	5.4	21.7	3.8	21.4	4.0	16.4
Rail .....	S	S	38.9	.7	S	S	26.1
Water .....	—	—	—	—	—	—	—
Shallow draft .....	—	—	—	—	—	—	—
Great Lakes .....	—	—	—	—	—	—	—
Deep draft .....	—	—	—	—	—	—	—
Air (includes truck and air) .....	S	S	S	S	S	S	30.3
Pipeline .....	S	S	S	S	S	S	S
Multiple modes .....	23.3	2.3	23.3	.3	33.2	6.2	16.9
Parcel, U.S. Postal Service or courier .....	48.2	.6	42.6	—	42.0	.1	18.3
Truck and rail .....	36.9	2.1	28.0	.3	34.7	6.2	30.2
Truck and water .....	41.0	.9	41.1	.2	41.2	.3	25.8
Rail and water .....	—	—	—	—	—	—	—
Other multiple modes .....	—	—	—	—	—	—	—
Other and unknown modes .....	S	S	S	S	S	S	S
SCTG 05, MEAT, FISH, SEAFOOD, AND THEIR PREPARATIONS							
Total .....	12.0	—	11.9	—	21.5	—	32.6
Single modes .....	12.6	1.3	12.5	1.1	22.4	1.6	9.1
Truck .....	12.7	1.5	12.5	1.1	22.6	1.9	8.0
For-hire truck .....	18.2	2.6	19.0	2.6	27.4	4.6	17.0
Private truck .....	11.3	2.7	11.2	2.9	14.9	3.6	9.8
Rail .....	S	S	S	S	S	S	31.6
Water .....	S	S	S	S	S	S	31.3
Shallow draft .....	S	S	S	S	S	S	31.6
Great Lakes .....	—	—	—	—	—	—	—
Deep draft .....	S	S	S	S	S	S	30.0
Air (includes truck and air) .....	S	S	S	S	41.2	.3	21.1
Pipeline .....	—	—	—	—	S	S	S
Multiple modes .....	42.9	.2	43.8	.1	43.8	1.0	29.1
Parcel, U.S. Postal Service or courier .....	S	S	S	S	S	S	23.4
Truck and rail .....	S	S	49.1	—	49.1	1.0	25.8
Truck and water .....	S	S	S	S	S	S	31.6
Rail and water .....	—	—	—	—	—	—	—
Other multiple modes .....	—	—	—	—	—	—	—
Other and unknown modes .....	31.4	1.2	32.0	1.1	33.5	.9	S

See footnotes at end of table.



**Table B-7. Measures of Reliability for Shipment Characteristics by Two-Digit Commodity and Mode of Transportation for the Region: 1997—Con.**

[For explanation of terms and meaning of abbreviations and symbols, see introductory text]

SCTG code, description, and mode of transportation	Value		Tons		Ton-miles		Average miles per shipment—coefficient of variation
	Coefficient of variation of number	Standard error of percentage	Coefficient of variation of number	Standard error of percentage	Coefficient of variation of number	Standard error of percentage	
<b>SCTG 06, MILLED GRAIN PRODUCTS AND PREPARATIONS, AND BAKERY PRODUCTS</b>							
Total .....	7.7	—	6.1	—	8.7	—	27.4
Single modes .....	7.8	.4	6.5	.7	9.2	1.5	32.1
Truck .....	8.0	.7	7.0	1.2	9.2	3.1	31.8
For-hire truck .....	11.8	4.6	8.9	3.7	12.4	3.4	16.4
Private truck .....	12.9	4.9	12.3	4.6	6.3	2.2	30.5
Rail .....	31.1	.5	23.8	.6	29.7	2.3	19.2
Water .....	—	—	—	—	—	—	—
Shallow draft .....	—	—	—	—	—	—	—
Great Lakes .....	—	—	—	—	—	—	—
Deep draft .....	—	—	—	—	—	—	—
Air (includes truck and air) .....	S	S	S	S	S	S	27.7
Pipeline .....	—	—	—	—	S	S	S
Multiple modes .....	27.7	.4	27.3	.2	32.4	1.5	S
Parcel, U.S. Postal Service or courier .....	S	S	47.0	—	48.1	.2	S
Truck and rail .....	27.0	.3	31.8	.2	29.3	1.2	11.7
Truck and water .....	S	S	S	S	S	S	31.6
Rail and water .....	—	—	—	—	—	—	—
Other multiple modes .....	S	S	S	S	S	S	31.6
Other and unknown modes .....	31.3	.4	32.4	.7	42.9	.1	S
<b>SCTG 07, OTHER PREPARED FOODSTUFFS AND FATS AND OILS</b>							
Total .....	5.9	—	7.3	—	6.5	—	14.9
Single modes .....	5.5	.8	7.5	.6	7.0	1.2	19.9
Truck .....	5.5	.8	7.5	.6	7.4	1.4	19.5
For-hire truck .....	6.6	1.7	5.9	2.1	8.9	2.5	14.3
Private truck .....	7.2	2.2	10.2	2.5	8.6	1.9	24.9
Rail .....	19.5	—	23.4	—	22.4	.6	16.6
Water .....	S	S	S	S	S	S	31.6
Shallow draft .....	—	—	—	—	—	—	—
Great Lakes .....	—	—	—	—	—	—	—
Deep draft .....	S	S	S	S	S	S	31.6
Air (includes truck and air) .....	41.6	—	S	S	S	S	19.2
Pipeline .....	—	—	—	—	S	S	S
Multiple modes .....	S	S	29.2	.1	30.8	1.0	17.6
Parcel, U.S. Postal Service or courier .....	S	S	46.2	—	S	S	16.8
Truck and rail .....	23.7	—	38.9	.1	34.7	.9	12.5
Truck and water .....	S	S	S	S	S	S	31.6
Rail and water .....	—	—	—	—	—	—	—
Other multiple modes .....	—	—	—	—	—	—	—
Other and unknown modes .....	37.5	.6	34.5	.6	27.0	.5	30.8
<b>SCTG 08, ALCOHOLIC BEVERAGES</b>							
Total .....	7.8	—	9.3	—	26.2	—	12.9
Single modes .....	8.0	.5	9.4	.7	28.0	4.6	13.3
Truck .....	8.0	.7	9.4	1.0	29.1	5.0	13.5
For-hire truck .....	23.1	4.5	21.3	4.3	34.3	4.2	20.9
Private truck .....	4.9	4.3	5.4	4.2	17.9	3.6	13.1
Rail .....	35.3	.4	36.9	.6	36.0	1.3	30.4
Water .....	S	S	S	S	S	S	31.6
Shallow draft .....	—	—	—	—	—	—	—
Great Lakes .....	—	—	—	—	—	—	—
Deep draft .....	S	S	S	S	S	S	31.6
Air (includes truck and air) .....	—	—	—	—	—	—	—
Pipeline .....	—	—	—	—	S	S	S
Multiple modes .....	49.0	.5	S	S	S	S	S
Parcel, U.S. Postal Service or courier .....	S	S	S	S	S	S	35.4
Truck and rail .....	S	S	S	S	S	S	26.7
Truck and water .....	S	S	S	S	S	S	31.6
Rail and water .....	—	—	—	—	—	—	—
Other multiple modes .....	S	S	S	S	S	S	31.6
Other and unknown modes .....	34.5	.4	44.0	.4	S	S	S

See footnotes at end of table.

**Table B–7. Measures of Reliability for Shipment Characteristics by Two-Digit Commodity and Mode of Transportation for the Region: 1997—Con.**

[For explanation of terms and meaning of abbreviations and symbols, see introductory text]

SCTG code, description, and mode of transportation	Value		Tons		Ton-miles		Average miles per shipment—coefficient of variation
	Coefficient of variation of number	Standard error of percentage	Coefficient of variation of number	Standard error of percentage	Coefficient of variation of number	Standard error of percentage	
SCTG 09, TOBACCO PRODUCTS							
Total .....	8.9	—	12.4	—	20.3	—	17.0
Single modes .....	9.4	1.0	12.9	.9	21.4	2.9	14.5
Truck .....	9.4	1.0	12.9	.9	21.3	3.0	13.5
For-hire truck .....	25.4	1.4	40.3	2.5	32.7	8.5	12.0
Private truck .....	9.9	1.5	13.5	2.6	20.2	8.0	10.9
Rail .....	—	—	—	—	—	—	—
Water .....	—	—	—	—	—	—	—
Shallow draft .....	—	—	—	—	—	—	—
Great Lakes .....	—	—	—	—	—	—	—
Deep draft .....	—	—	—	—	—	—	—
Air (includes truck and air) .....	S	S	S	S	S	S	27.9
Pipeline .....	—	—	—	—	S	S	S
Multiple modes .....	29.5	1.0	23.8	.4	32.3	2.7	8.7
Parcel, U.S. Postal Service or courier .....	29.5	1.0	23.8	.4	32.3	2.7	8.7
Truck and rail .....	—	—	—	—	—	—	—
Truck and water .....	—	—	—	—	—	—	—
Rail and water .....	—	—	—	—	—	—	—
Other multiple modes .....	—	—	—	—	—	—	—
Other and unknown modes .....	20.5	.4	36.9	.7	S	S	S
SCTG 10, MONUMENTAL OR BUILDING STONE							
Total .....	37.7	—	27.7	—	41.1	—	22.9
Single modes .....	39.5	2.9	27.8	1.7	32.2	6.6	23.2
Truck .....	39.5	2.9	27.8	1.7	32.2	6.6	23.2
For-hire truck .....	S	S	39.3	11.5	33.6	7.1	44.1
Private truck .....	41.1	8.5	20.5	10.8	48.8	7.5	S
Rail .....	—	—	—	—	—	—	—
Water .....	—	—	—	—	—	—	—
Shallow draft .....	—	—	—	—	—	—	—
Great Lakes .....	—	—	—	—	—	—	—
Deep draft .....	—	—	—	—	—	—	—
Air (includes truck and air) .....	S	S	S	S	S	S	31.6
Pipeline .....	—	—	—	—	S	S	S
Multiple modes .....	S	S	S	S	S	S	28.1
Parcel, U.S. Postal Service or courier .....	S	S	S	S	S	S	48.7
Truck and rail .....	S	S	S	S	S	S	25.8
Truck and water .....	—	—	—	—	—	—	—
Rail and water .....	—	—	—	—	—	—	—
Other multiple modes .....	—	—	—	—	—	—	—
Other and unknown modes .....	S	S	40.1	1.7	S	S	S
SCTG 11, NATURAL SANDS							
Total .....	38.8	—	21.6	—	29.9	—	24.7
Single modes .....	37.9	.6	22.0	1.2	30.1	2.7	25.5
Truck .....	39.1	2.5	22.9	2.4	33.3	6.1	26.0
For-hire truck .....	47.0	7.3	S	S	47.8	8.8	31.6
Private truck .....	37.7	7.8	15.0	9.8	21.4	9.8	20.4
Rail .....	20.2	.9	20.2	.3	28.2	2.8	21.9
Water .....	S	S	S	S	S	S	31.6
Shallow draft .....	S	S	S	S	S	S	31.6
Great Lakes .....	—	—	—	—	—	—	—
Deep draft .....	—	—	—	—	—	—	—
Air (includes truck and air) .....	S	S	S	S	S	S	31.5
Pipeline .....	—	—	—	—	S	S	S
Multiple modes .....	S	S	S	S	S	S	28.8
Parcel, U.S. Postal Service or courier .....	S	S	S	S	S	S	28.8
Truck and rail .....	—	—	—	—	—	—	—
Truck and water .....	—	—	—	—	—	—	—
Rail and water .....	—	—	—	—	—	—	—
Other multiple modes .....	—	—	—	—	—	—	—
Other and unknown modes .....	S	S	S	S	S	S	34.3

See footnotes at end of table.

**Table B–7. Measures of Reliability for Shipment Characteristics by Two-Digit Commodity and Mode of Transportation for the Region: 1997—Con.**

[For explanation of terms and meaning of abbreviations and symbols, see introductory text]

SCTG code, description, and mode of transportation	Value		Tons		Ton-miles		Average miles per shipment—coefficient of variation
	Coefficient of variation of number	Standard error of percentage	Coefficient of variation of number	Standard error of percentage	Coefficient of variation of number	Standard error of percentage	
SCTG 12, GRAVEL AND CRUSHED STONE							
Total .....	5.7	—	4.7	—	17.2	—	9.6
Single modes .....	6.5	1.6	5.2	1.3	17.8	1.5	9.6
Truck .....	6.0	1.6	5.2	1.2	17.2	2.7	9.5
For-hire truck .....	17.7	4.9	18.9	5.3	24.4	4.4	7.2
Private truck .....	7.3	4.9	7.5	4.9	10.8	3.3	12.0
Rail .....	38.5	1.0	17.3	.1	37.8	2.0	35.7
Water .....	S	S	S	S	S	S	31.6
Shallow draft .....	—	—	—	—	—	—	—
Great Lakes .....	—	—	—	—	—	—	—
Deep draft .....	S	S	S	S	S	S	31.6
Air (includes truck and air) .....	—	—	—	—	—	—	—
Pipeline .....	—	—	—	—	S	S	S
Multiple modes .....	S	S	S	S	S	S	41.2
Parcel, U.S. Postal Service or courier .....	S	S	S	S	S	S	29.9
Truck and rail .....	S	S	S	S	S	S	31.6
Truck and water .....	S	S	S	S	S	S	34.5
Rail and water .....	—	—	—	—	—	—	—
Other multiple modes .....	—	—	—	—	—	—	—
Other and unknown modes .....	S	S	49.2	.6	S	S	26.7
SCTG 13, NONMETALLIC MINERALS N.E.C.							
Total .....	17.0	—	18.8	—	18.8	—	19.3
Single modes .....	17.3	2.1	19.2	1.3	20.5	3.7	24.9
Truck .....	17.6	2.4	22.3	6.1	23.7	6.1	25.1
For-hire truck .....	20.9	4.6	21.7	5.7	26.4	5.7	21.9
Private truck .....	29.7	5.9	30.2	10.0	12.4	2.8	34.2
Rail .....	37.9	.3	46.7	.8	S	S	16.4
Water .....	S	S	S	S	S	S	31.8
Shallow draft .....	S	S	S	S	S	S	29.8
Great Lakes .....	—	—	—	—	—	—	—
Deep draft .....	S	S	S	S	S	S	31.6
Air (includes truck and air) .....	—	—	—	—	—	—	—
Pipeline .....	—	—	—	—	S	S	S
Multiple modes .....	S	S	S	S	S	S	22.1
Parcel, U.S. Postal Service or courier .....	33.7	.2	33.4	—	33.2	—	25.1
Truck and rail .....	S	S	S	S	S	S	30.3
Truck and water .....	S	S	S	S	S	S	31.6
Rail and water .....	—	—	—	—	—	—	—
Other multiple modes .....	S	S	S	S	S	S	31.6
Other and unknown modes .....	43.6	2.0	S	S	S	S	S
SCTG 14, METALLIC ORES AND CONCENTRATES							
Total .....	25.9	—	19.9	—	S	S	18.6
Single modes .....	25.6	6.1	23.2	8.6	22.8	17.9	16.4
Truck .....	28.0	6.4	25.3	9.3	23.9	16.9	16.9
For-hire truck .....	29.5	6.3	26.1	10.0	24.9	16.7	15.2
Private truck .....	33.6	2.6	S	S	S	S	29.9
Rail .....	45.2	4.8	41.9	3.5	42.1	6.7	25.8
Water .....	—	—	—	—	—	—	—
Shallow draft .....	—	—	—	—	—	—	—
Great Lakes .....	—	—	—	—	—	—	—
Deep draft .....	—	—	—	—	—	—	—
Air (includes truck and air) .....	S	S	S	S	S	S	27.2
Pipeline .....	—	—	—	—	S	S	S
Multiple modes .....	S	S	S	S	S	S	40.2
Parcel, U.S. Postal Service or courier .....	S	S	S	S	S	S	40.2
Truck and rail .....	—	—	—	—	—	—	—
Truck and water .....	—	—	—	—	—	—	—
Rail and water .....	—	—	—	—	—	—	—
Other multiple modes .....	—	—	—	—	—	—	—
Other and unknown modes .....	S	S	S	S	S	S	29.3

See footnotes at end of table.

Table B-7. **Measures of Reliability for Shipment Characteristics by Two-Digit Commodity and Mode of Transportation for the Region: 1997—Con.**

[For explanation of terms and meaning of abbreviations and symbols, see introductory text]

SCTG code, description, and mode of transportation	Value		Tons		Ton-miles		Average miles per shipment—coefficient of variation
	Coefficient of variation of number	Standard error of percentage	Coefficient of variation of number	Standard error of percentage	Coefficient of variation of number	Standard error of percentage	
SCTG 15, COAL							
Total .....	17.0	—	13.1	—	22.2	—	24.5
Single modes .....	16.4	4.0	11.0	3.6	22.5	.9	25.4
Truck .....	30.9	7.2	19.4	6.9	19.6	4.3	26.8
For-hire truck .....	18.7	6.1	17.7	6.2	18.9	3.6	21.5
Private truck .....	S	S	49.4	2.2	30.0	.8	S
Rail .....	25.8	7.6	26.0	7.9	33.3	10.5	9.3
Water .....	41.7	4.8	44.9	4.7	S	S	27.8
Shallow draft .....	41.7	4.8	44.9	4.7	S	S	27.8
Great Lakes .....	—	—	—	—	—	—	—
Deep draft .....	—	—	—	—	—	—	—
Air (includes truck and air) .....	—	—	—	—	—	—	—
Pipeline .....	—	—	—	—	S	S	S
Multiple modes .....	25.1	1.1	25.9	.9	24.1	1.0	20.1
Parcel, U.S. Postal Service or courier .....	S	S	S	S	S	S	29.8
Truck and rail .....	S	S	S	S	S	S	31.6
Truck and water .....	S	S	S	S	S	S	27.5
Rail and water .....	32.8	.9	33.8	.9	31.1	1.1	18.0
Other multiple modes .....	S	S	S	S	S	S	31.6
Other and unknown modes .....	47.9	4.7	S	S	S	S	S
SCTG 17, GASOLINE AND AVIATION TURBINE FUEL							
Total .....	9.2	—	10.5	—	S	S	12.1
Single modes .....	9.1	.3	10.5	.3	S	S	8.6
Truck .....	6.2	4.9	5.9	5.7	7.6	17.7	8.5
For-hire truck .....	17.5	3.6	12.5	3.2	15.4	7.8	11.7
Private truck .....	10.2	4.9	9.8	4.6	12.9	11.4	7.0
Rail .....	S	S	S	S	S	S	27.9
Water .....	S	S	S	S	S	S	43.0
Shallow draft .....	S	S	S	S	S	S	39.3
Great Lakes .....	S	S	S	S	S	S	29.8
Deep draft .....	—	—	—	—	—	—	—
Air (includes truck and air) .....	—	—	—	—	—	—	—
Pipeline .....	34.1	5.0	33.2	5.9	S	S	S
Multiple modes .....	S	S	S	S	S	S	35.7
Parcel, U.S. Postal Service or courier .....	—	—	—	—	—	—	—
Truck and rail .....	—	—	—	—	—	—	—
Truck and water .....	—	—	—	—	—	—	—
Rail and water .....	—	—	—	—	—	—	—
Other multiple modes .....	S	S	S	S	S	S	35.7
Other and unknown modes .....	38.4	.2	38.9	.2	33.8	.3	S
SCTG 18, FUEL OILS							
Total .....	13.6	—	13.9	—	18.8	—	18.7
Single modes .....	14.2	1.8	14.3	1.5	18.0	5.2	19.9
Truck .....	8.2	4.8	7.2	5.7	17.3	10.1	19.7
For-hire truck .....	25.3	2.8	24.5	2.9	28.0	5.7	S
Private truck .....	4.8	6.3	5.3	7.0	20.0	8.2	17.7
Rail .....	S	S	S	S	S	S	29.8
Water .....	47.8	1.8	S	S	S	S	33.4
Shallow draft .....	S	S	S	S	S	S	48.1
Great Lakes .....	—	—	—	—	—	—	—
Deep draft .....	S	S	S	S	S	S	27.4
Air (includes truck and air) .....	—	—	—	—	—	—	—
Pipeline .....	36.1	4.2	40.0	4.7	S	S	S
Multiple modes .....	S	S	S	S	S	S	S
Parcel, U.S. Postal Service or courier .....	S	S	S	S	S	S	30.2
Truck and rail .....	—	—	—	—	—	—	—
Truck and water .....	—	—	—	—	—	—	—
Rail and water .....	—	—	—	—	—	—	—
Other multiple modes .....	S	S	S	S	S	S	S
Other and unknown modes .....	S	S	S	S	S	S	S

See footnotes at end of table.

**Table B–7. Measures of Reliability for Shipment Characteristics by Two-Digit Commodity and Mode of Transportation for the Region: 1997—Con.**

[For explanation of terms and meaning of abbreviations and symbols, see introductory text]

SCTG code, description, and mode of transportation	Value		Tons		Ton-miles		Average miles per shipment—coefficient of variation
	Coefficient of variation of number	Standard error of percentage	Coefficient of variation of number	Standard error of percentage	Coefficient of variation of number	Standard error of percentage	
SCTG 19, COAL AND PETROLEUM PRODUCTS, N.E.C.							
Total .....	11.8	—	15.8	—	12.5	—	25.0
Single modes .....	12.0	.3	15.9	.4	12.8	1.4	28.3
Truck .....	13.0	6.0	17.3	4.0	13.2	4.6	13.0
For-hire truck .....	16.9	5.6	29.7	5.9	17.3	4.9	32.0
Private truck .....	14.5	4.0	13.6	5.2	24.6	4.6	14.3
Rail .....	37.5	2.5	33.6	1.6	25.6	5.6	32.1
Water .....	S	S	S	S	S	S	S
Shallow draft .....	S	S	S	S	S	S	S
Great Lakes .....	—	—	—	—	—	—	—
Deep draft .....	S	S	S	S	S	S	31.6
Air (includes truck and air) .....	S	S	S	S	S	S	25.1
Pipeline .....	S	S	S	S	S	S	S
Multiple modes .....	35.5	.1	S	S	S	S	28.3
Parcel, U.S. Postal Service or courier .....	38.3	.1	36.6	—	S	S	27.3
Truck and rail .....	S	S	S	S	S	S	31.6
Truck and water .....	S	S	S	S	S	S	37.1
Rail and water .....	—	—	—	—	—	—	—
Other multiple modes .....	—	—	—	—	—	—	—
Other and unknown modes .....	20.9	.3	S	S	46.6	1.4	S
SCTG 20, BASIC CHEMICALS							
Total .....	13.0	—	15.6	—	16.2	—	16.6
Single modes .....	12.9	1.6	15.8	.4	17.0	2.0	27.7
Truck .....	14.4	2.5	18.6	5.8	13.7	8.4	27.5
For-hire truck .....	15.7	3.8	17.2	4.0	12.3	5.8	16.7
Private truck .....	16.6	2.3	23.9	4.7	27.1	3.8	41.2
Rail .....	18.4	1.1	30.7	4.1	24.7	6.0	47.3
Water .....	S	S	S	S	S	S	38.0
Shallow draft .....	S	S	S	S	S	S	31.6
Great Lakes .....	—	—	—	—	—	—	—
Deep draft .....	S	S	S	S	S	S	S
Air (includes truck and air) .....	45.7	.3	30.0	—	31.8	—	7.8
Pipeline .....	S	S	S	S	S	S	S
Multiple modes .....	25.5	1.4	38.0	.2	S	S	16.8
Parcel, U.S. Postal Service or courier .....	27.3	1.4	S	S	40.5	.2	17.0
Truck and rail .....	36.1	.2	S	S	S	S	22.0
Truck and water .....	S	S	S	S	S	S	32.2
Rail and water .....	—	—	—	—	—	—	—
Other multiple modes .....	S	S	S	S	S	S	S
Other and unknown modes .....	21.2	.9	21.7	.3	S	S	S
SCTG 21, PHARMACEUTICAL PRODUCTS							
Total .....	8.3	—	19.2	—	9.4	—	8.7
Single modes .....	5.5	3.5	22.4	2.3	9.7	3.8	12.7
Truck .....	6.1	3.6	23.0	2.8	12.0	4.4	11.8
For-hire truck .....	9.6	3.4	9.7	6.4	12.5	4.7	17.7
Private truck .....	11.9	2.7	S	S	19.9	1.4	20.4
Rail .....	43.4	—	S	S	S	S	26.8
Water .....	S	S	S	S	S	S	31.6
Shallow draft .....	S	S	S	S	S	S	31.6
Great Lakes .....	—	—	—	—	—	—	—
Deep draft .....	—	—	—	—	—	—	—
Air (includes truck and air) .....	37.8	1.5	26.5	.3	25.4	2.1	4.1
Pipeline .....	—	—	—	—	S	S	S
Multiple modes .....	17.9	3.6	16.0	2.5	26.5	4.1	8.3
Parcel, U.S. Postal Service or courier .....	17.9	3.6	16.0	2.5	26.7	4.1	8.3
Truck and rail .....	S	S	S	S	S	S	31.6
Truck and water .....	S	S	S	S	S	S	31.6
Rail and water .....	—	—	—	—	—	—	—
Other multiple modes .....	—	—	—	—	—	—	—
Other and unknown modes .....	26.7	.2	36.2	.7	41.8	1.1	46.9

See footnotes at end of table.

Table B-7. **Measures of Reliability for Shipment Characteristics by Two-Digit Commodity and Mode of Transportation for the Region: 1997—Con.**

[For explanation of terms and meaning of abbreviations and symbols, see introductory text]

SCTG code, description, and mode of transportation	Value		Tons		Ton-miles		Average miles per shipment—coefficient of variation
	Coefficient of variation of number	Standard error of percentage	Coefficient of variation of number	Standard error of percentage	Coefficient of variation of number	Standard error of percentage	
SCTG 22, FERTILIZERS							
Total .....	30.8	—	37.2	—	43.2	—	19.3
Single modes .....	31.1	1.7	37.7	3.9	43.3	.7	20.8
Truck .....	31.3	3.4	38.3	8.6	48.0	9.5	20.7
For-hire truck .....	S	S	S	S	S	S	42.2
Private truck .....	34.1	11.1	46.7	11.5	37.3	15.6	29.1
Rail .....	S	S	S	S	S	S	31.6
Water .....	—	—	—	—	—	—	—
Shallow draft .....	—	—	—	—	—	—	—
Great Lakes .....	—	—	—	—	—	—	—
Deep draft .....	—	—	—	—	—	—	—
Air (includes truck and air) .....	S	S	S	S	S	S	31.6
Pipeline .....	—	—	—	—	S	S	S
Multiple modes .....	S	S	S	S	S	S	26.2
Parcel, U.S. Postal Service or courier .....	S	S	S	S	S	S	26.3
Truck and rail .....	S	S	S	S	S	S	31.6
Truck and water .....	—	—	—	—	—	—	—
Rail and water .....	—	—	—	—	—	—	—
Other multiple modes .....	—	—	—	—	—	—	—
Other and unknown modes .....	44.7	1.4	S	S	S	S	S
SCTG 23, CHEMICAL PRODUCTS AND PREPARATIONS, N.E.C.							
Total .....	19.1	—	8.6	—	12.4	—	10.6
Single modes .....	19.7	2.3	9.0	.8	13.1	1.1	10.2
Truck .....	19.8	2.4	8.5	1.4	10.8	3.0	11.0
For-hire truck .....	23.4	3.0	10.8	3.3	10.7	3.3	4.9
Private truck .....	15.3	3.0	12.1	2.4	18.1	1.0	27.4
Rail .....	30.3	.4	32.0	1.4	32.4	3.2	20.0
Water .....	S	S	S	S	S	S	31.6
Shallow draft .....	S	S	S	S	S	S	31.6
Great Lakes .....	—	—	—	—	—	—	—
Deep draft .....	—	—	—	—	—	—	—
Air (includes truck and air) .....	27.9	.3	44.2	.1	S	S	9.3
Pipeline .....	—	—	—	—	S	S	S
Multiple modes .....	26.8	2.3	11.8	.4	16.1	.7	12.4
Parcel, U.S. Postal Service or courier .....	27.3	2.3	12.7	.4	14.1	.4	12.4
Truck and rail .....	36.0	.1	48.1	.2	36.8	.5	23.6
Truck and water .....	S	S	S	S	S	S	31.6
Rail and water .....	—	—	—	—	—	—	—
Other multiple modes .....	—	—	—	—	—	—	—
Other and unknown modes .....	44.7	1.2	26.0	.6	31.1	.4	S
SCTG 24, PLASTICS AND RUBBER							
Total .....	3.2	—	20.7	—	13.7	—	6.5
Single modes .....	3.6	1.0	21.7	1.2	14.5	1.2	8.0
Truck .....	3.8	1.6	23.4	4.5	14.1	3.8	8.2
For-hire truck .....	4.9	2.0	11.0	8.8	16.1	6.6	5.2
Private truck .....	9.4	2.4	37.2	10.6	41.0	6.6	14.9
Rail .....	43.3	1.0	S	S	S	S	15.4
Water .....	S	S	S	S	S	S	30.5
Shallow draft .....	S	S	S	S	S	S	30.8
Great Lakes .....	—	—	—	—	—	—	—
Deep draft .....	S	S	S	S	S	S	30.0
Air (includes truck and air) .....	18.2	.1	26.5	—	27.4	.1	8.7
Pipeline .....	—	—	—	—	S	S	S
Multiple modes .....	9.8	1.1	15.8	.4	13.5	.5	6.7
Parcel, U.S. Postal Service or courier .....	9.7	1.0	18.5	.3	17.7	.2	6.7
Truck and rail .....	19.4	.1	19.0	—	19.5	.5	13.7
Truck and water .....	36.4	—	38.8	—	S	S	24.9
Rail and water .....	—	—	—	—	—	—	—
Other multiple modes .....	S	S	S	S	S	S	31.6
Other and unknown modes .....	14.8	.6	19.4	.9	30.3	1.1	27.7

See footnotes at end of table.

Table B–7. **Measures of Reliability for Shipment Characteristics by Two-Digit Commodity and Mode of Transportation for the Region: 1997—Con.**

[For explanation of terms and meaning of abbreviations and symbols, see introductory text]

SCTG code, description, and mode of transportation	Value		Tons		Ton-miles		Average miles per shipment—coefficient of variation
	Coefficient of variation of number	Standard error of percentage	Coefficient of variation of number	Standard error of percentage	Coefficient of variation of number	Standard error of percentage	
SCTG 25, LOGS AND OTHER WOOD IN THE ROUGH							
Total .....	37.4	—	43.4	—	S	S	28.6
Single modes .....	37.6	1.0	43.6	1.0	S	S	28.7
Truck .....	38.5	4.3	43.8	1.9	S	S	28.9
For-hire truck .....	S	S	S	S	S	S	S
Private truck .....	31.3	11.2	41.6	12.1	S	S	26.0
Rail .....	46.4	3.6	S	S	41.7	3.8	35.4
Water .....	—	—	—	—	—	—	—
Shallow draft .....	—	—	—	—	—	—	—
Great Lakes .....	—	—	—	—	—	—	—
Deep draft .....	—	—	—	—	—	—	—
Air (includes truck and air) .....	—	—	—	—	—	—	—
Pipeline .....	—	—	—	—	S	S	S
Multiple modes .....	S	S	S	S	S	S	S
Parcel, U.S. Postal Service or courier .....	S	S	S	S	S	S	30.3
Truck and rail .....	S	S	S	S	S	S	31.6
Truck and water .....	—	—	—	—	—	—	—
Rail and water .....	—	—	—	—	—	—	—
Other multiple modes .....	—	—	—	—	—	—	—
Other and unknown modes .....	40.8	1.0	48.4	1.0	S	S	45.1
SCTG 26, WOOD PRODUCTS							
Total .....	3.9	—	20.5	—	15.6	—	13.1
Single modes .....	4.2	1.2	20.0	.9	8.2	4.7	8.4
Truck .....	4.2	1.1	20.4	.8	8.7	4.3	8.4
For-hire truck .....	6.7	2.4	35.3	5.4	9.8	3.5	21.9
Private truck .....	6.2	2.2	24.0	6.2	16.2	3.2	6.2
Rail .....	13.1	.2	13.4	.4	17.8	2.1	8.2
Water .....	—	—	—	—	—	—	—
Shallow draft .....	—	—	—	—	—	—	—
Great Lakes .....	—	—	—	—	—	—	—
Deep draft .....	—	—	—	—	—	—	—
Air (includes truck and air) .....	S	S	37.6	—	41.9	—	18.3
Pipeline .....	—	—	—	—	S	S	S
Multiple modes .....	37.9	1.2	16.1	—	17.8	.7	14.2
Parcel, U.S. Postal Service or courier .....	41.7	1.2	21.8	—	22.4	.1	14.1
Truck and rail .....	24.1	.1	25.0	—	20.7	.7	49.6
Truck and water .....	S	S	S	S	S	S	31.6
Rail and water .....	—	—	—	—	—	—	—
Other multiple modes .....	—	—	—	—	—	—	—
Other and unknown modes .....	23.8	.7	46.7	.9	S	S	29.1
SCTG 27, PULP, NEWSPRINT, PAPER, AND PAPERBOARD							
Total .....	7.8	—	10.1	—	8.2	—	24.4
Single modes .....	7.7	.6	9.9	.7	7.9	2.1	8.8
Truck .....	8.3	1.1	11.1	1.5	7.3	3.3	8.8
For-hire truck .....	9.2	1.9	12.9	2.4	7.3	3.1	15.4
Private truck .....	8.7	1.7	11.7	2.3	14.4	.6	7.0
Rail .....	7.8	.9	12.1	1.6	17.6	2.9	22.0
Water .....	S	S	S	S	S	S	30.2
Shallow draft .....	S	S	S	S	S	S	31.6
Great Lakes .....	—	—	—	—	—	—	—
Deep draft .....	S	S	S	S	S	S	31.6
Air (includes truck and air) .....	37.6	—	S	S	46.2	—	26.4
Pipeline .....	—	—	—	—	S	S	S
Multiple modes .....	25.6	.6	31.1	.3	S	S	S
Parcel, U.S. Postal Service or courier .....	21.5	.4	24.2	.2	24.8	—	S
Truck and rail .....	49.4	.2	47.5	.2	S	S	20.4
Truck and water .....	—	—	—	—	—	—	—
Rail and water .....	—	—	—	—	—	—	—
Other multiple modes .....	—	—	—	—	—	—	—
Other and unknown modes .....	16.1	.2	35.7	.5	S	S	S

See footnotes at end of table.

Table B–7. **Measures of Reliability for Shipment Characteristics by Two-Digit Commodity and Mode of Transportation for the Region: 1997—Con.**

[For explanation of terms and meaning of abbreviations and symbols, see introductory text]

SCTG code, description, and mode of transportation	Value		Tons		Ton-miles		Average miles per shipment—coefficient of variation
	Coefficient of variation of number	Standard error of percentage	Coefficient of variation of number	Standard error of percentage	Coefficient of variation of number	Standard error of percentage	
SCTG 28, PAPER OR PAPERBOARD ARTICLES							
Total .....	6.4	—	6.5	—	15.3	—	8.8
Single modes .....	6.8	.6	6.7	.4	16.4	1.8	6.1
Truck .....	6.3	.7	6.7	.8	14.7	3.5	6.8
For-hire truck .....	8.6	2.0	11.5	3.3	15.9	3.5	6.9
Private truck .....	6.4	2.0	8.0	3.3	26.7	2.9	8.9
Rail .....	S	S	S	S	S	S	31.6
Water .....	—	—	—	—	—	—	—
Shallow draft .....	—	—	—	—	—	—	—
Great Lakes .....	—	—	—	—	—	—	—
Deep draft .....	—	—	—	—	—	—	—
Air (includes truck and air) .....	S	S	S	S	S	S	8.2
Pipeline .....	—	—	—	—	S	S	S
Multiple modes .....	7.5	.5	13.8	.2	24.6	1.8	7.4
Parcel, U.S. Postal Service or courier .....	8.5	.6	11.7	.2	13.7	.6	7.4
Truck and rail .....	33.5	—	36.4	—	37.8	1.3	18.0
Truck and water .....	S	S	S	S	S	S	31.1
Rail and water .....	—	—	—	—	—	—	—
Other multiple modes .....	—	—	—	—	—	—	—
Other and unknown modes .....	28.1	.5	22.3	.3	23.6	.2	S
SCTG 29, PRINTED PRODUCTS							
Total .....	32.3	—	10.5	—	20.6	—	14.3
Single modes .....	39.3	4.2	11.4	1.1	23.2	3.4	32.2
Truck .....	36.9	3.6	11.4	1.2	23.7	3.9	35.5
For-hire truck .....	S	S	17.4	4.0	27.0	5.2	20.8
Private truck .....	5.6	5.2	11.3	4.0	38.6	4.5	25.7
Rail .....	42.2	—	S	S	48.9	—	24.6
Water .....	S	S	S	S	S	S	28.1
Shallow draft .....	—	—	—	—	—	—	—
Great Lakes .....	—	—	—	—	—	—	—
Deep draft .....	S	S	S	S	S	S	28.1
Air (includes truck and air) .....	S	S	33.1	.2	27.9	.8	16.1
Pipeline .....	—	—	—	—	S	S	S
Multiple modes .....	17.3	3.6	15.4	.7	22.4	2.7	7.8
Parcel, U.S. Postal Service or courier .....	17.3	3.6	15.4	.7	22.6	2.6	7.8
Truck and rail .....	S	S	S	S	S	S	29.8
Truck and water .....	S	S	S	S	49.6	—	28.1
Rail and water .....	—	—	—	—	—	—	—
Other multiple modes .....	—	—	—	—	—	—	—
Other and unknown modes .....	24.6	1.2	19.8	.8	23.3	1.1	48.4
SCTG 30, TEXTILES, LEATHER, AND ARTICLES OF TEXTILES OR LEATHER							
Total .....	9.6	—	10.0	—	10.9	—	5.4
Single modes .....	10.6	2.5	10.2	2.0	11.7	3.1	5.7
Truck .....	10.9	2.5	10.4	1.9	12.0	3.0	6.0
For-hire truck .....	11.2	2.8	12.3	2.1	13.6	3.5	5.9
Private truck .....	13.6	1.4	8.6	1.1	12.8	1.4	10.5
Rail .....	S	S	S	S	S	S	28.4
Water .....	S	S	S	S	S	S	30.1
Shallow draft .....	S	S	S	S	S	S	30.7
Great Lakes .....	—	—	—	—	—	—	—
Deep draft .....	S	S	S	S	S	S	31.1
Air (includes truck and air) .....	12.4	.2	11.8	—	16.6	.2	8.8
Pipeline .....	—	—	—	—	S	S	S
Multiple modes .....	14.3	2.5	18.0	1.8	22.4	3.0	8.0
Parcel, U.S. Postal Service or courier .....	14.3	2.5	19.0	1.9	26.3	3.2	8.0
Truck and rail .....	32.2	—	28.4	—	32.4	.2	20.0
Truck and water .....	43.6	—	43.2	.2	S	S	29.8
Rail and water .....	—	—	—	—	—	—	—
Other multiple modes .....	—	—	—	—	—	—	—
Other and unknown modes .....	25.9	.9	30.8	1.2	39.0	1.2	34.2

See footnotes at end of table.



Table B-7. **Measures of Reliability for Shipment Characteristics by Two-Digit Commodity and Mode of Transportation for the Region: 1997—Con.**

[For explanation of terms and meaning of abbreviations and symbols, see introductory text]

SCTG code, description, and mode of transportation	Value		Tons		Ton-miles		Average miles per shipment—coefficient of variation
	Coefficient of variation of number	Standard error of percentage	Coefficient of variation of number	Standard error of percentage	Coefficient of variation of number	Standard error of percentage	
SCTG 31, NONMETALLIC MINERAL PRODUCTS							
Total .....	3.8	—	18.7	—	6.1	—	20.2
Single modes .....	3.5	1.4	19.0	.5	6.6	3.0	13.6
Truck .....	3.8	1.3	19.4	1.0	7.0	3.1	14.2
For-hire truck .....	5.5	3.2	38.6	6.4	8.0	2.7	11.4
Private truck .....	10.3	2.1	10.8	6.3	7.5	1.8	6.6
Rail .....	32.4	.2	S	S	42.8	2.4	28.1
Water .....	S	S	S	S	S	S	31.6
Shallow draft .....	—	—	—	—	—	—	—
Great Lakes .....	—	—	—	—	—	—	—
Deep draft .....	S	S	S	S	S	S	31.6
Air (includes truck and air) .....	S	S	S	S	S	S	18.2
Pipeline .....	—	—	—	—	S	S	S
Multiple modes .....	18.0	1.1	18.1	—	20.6	.2	13.5
Parcel, U.S. Postal Service or courier .....	18.3	1.1	11.2	—	25.9	.1	13.5
Truck and rail .....	S	S	S	S	47.9	.1	31.6
Truck and water .....	S	S	S	S	S	S	38.7
Rail and water .....	—	—	—	—	—	—	—
Other multiple modes .....	—	—	—	—	—	—	—
Other and unknown modes .....	23.8	.9	23.1	.5	27.8	3.2	22.4
SCTG 32, BASE METAL IN PRIMARY OR SEMIFINISHED FORMS AND IN FINISHED BASIC SHAPES							
Total .....	14.0	—	15.0	—	19.6	—	10.8
Single modes .....	14.6	1.6	10.0	3.2	19.6	1.3	8.1
Truck .....	15.0	2.3	5.9	6.5	8.5	6.7	8.9
For-hire truck .....	19.7	2.9	8.6	4.3	10.2	5.9	5.5
Private truck .....	7.1	3.1	10.0	3.8	16.4	2.2	7.7
Rail .....	29.0	1.3	46.2	3.8	S	S	17.2
Water .....	S	S	S	S	S	S	32.4
Shallow draft .....	S	S	S	S	S	S	31.6
Great Lakes .....	—	—	—	—	—	—	—
Deep draft .....	S	S	S	S	S	S	31.6
Air (includes truck and air) .....	17.6	.1	30.0	.1	28.7	.2	10.8
Pipeline .....	S	S	S	S	S	S	S
Multiple modes .....	18.5	.7	41.0	.3	48.8	1.2	9.7
Parcel, U.S. Postal Service or courier .....	19.6	.5	23.5	.1	S	S	10.1
Truck and rail .....	44.9	.1	40.4	—	44.0	.2	21.7
Truck and water .....	S	S	S	S	S	S	28.8
Rail and water .....	—	—	—	—	—	—	—
Other multiple modes .....	—	—	—	—	—	—	—
Other and unknown modes .....	38.8	1.1	S	S	17.6	1.0	18.9
SCTG 33, ARTICLES OF BASE METAL							
Total .....	5.4	—	10.0	—	10.8	—	16.8
Single modes .....	6.9	2.6	11.9	4.9	12.1	1.7	8.7
Truck .....	7.2	2.8	11.8	5.0	10.0	3.0	9.3
For-hire truck .....	7.2	2.4	16.6	4.9	11.8	3.2	7.5
Private truck .....	11.2	2.4	11.4	3.9	17.1	2.4	19.1
Rail .....	S	S	S	S	S	S	18.9
Water .....	S	S	S	S	S	S	31.6
Shallow draft .....	S	S	S	S	S	S	31.6
Great Lakes .....	—	—	—	—	—	—	—
Deep draft .....	—	—	—	—	—	—	—
Air (includes truck and air) .....	19.3	.1	34.9	.1	32.2	.4	9.6
Pipeline .....	S	S	S	S	S	S	S
Multiple modes .....	8.6	1.7	16.8	.4	32.5	1.8	16.2
Parcel, U.S. Postal Service or courier .....	8.3	1.7	9.8	.2	22.8	.4	16.2
Truck and rail .....	S	S	S	S	S	S	22.6
Truck and water .....	S	S	S	S	S	S	31.6
Rail and water .....	—	—	—	—	—	—	—
Other multiple modes .....	S	S	S	S	S	S	31.6
Other and unknown modes .....	24.3	1.3	47.1	4.9	11.2	1.7	34.5

See footnotes at end of table.

Table B-7. **Measures of Reliability for Shipment Characteristics by Two-Digit Commodity and Mode of Transportation for the Region: 1997—Con.**

[For explanation of terms and meaning of abbreviations and symbols, see introductory text]

SCTG code, description, and mode of transportation	Value		Tons		Ton-miles		Average miles per shipment—coefficient of variation
	Coefficient of variation of number	Standard error of percentage	Coefficient of variation of number	Standard error of percentage	Coefficient of variation of number	Standard error of percentage	
SCTG 34, MACHINERY							
Total .....	4.8	—	6.7	—	9.5	—	11.3
Single modes .....	5.7	1.4	6.4	1.1	9.2	1.6	6.9
Truck .....	5.8	1.8	6.6	1.5	8.8	2.2	9.7
For-hire truck .....	5.9	1.3	10.1	3.2	9.9	2.3	8.4
Private truck .....	9.1	1.5	16.1	4.2	17.1	1.9	12.0
Rail .....	S	S	S	S	S	S	22.2
Water .....	S	S	S	S	S	S	48.2
Shallow draft .....	S	S	S	S	S	S	31.6
Great Lakes .....	—	—	—	—	—	—	—
Deep draft .....	S	S	S	S	S	S	30.5
Air (includes truck and air) .....	22.2	1.0	32.5	.4	40.7	.9	3.7
Pipeline .....	—	—	—	—	S	S	S
Multiple modes .....	7.8	1.1	14.8	.6	22.4	1.2	9.2
Parcel, U.S. Postal Service or courier .....	7.9	1.2	8.8	.3	14.1	.6	9.2
Truck and rail .....	42.2	.3	46.4	.6	49.4	1.1	27.0
Truck and water .....	S	S	S	S	S	S	30.4
Rail and water .....	—	—	—	—	—	—	—
Other multiple modes .....	S	S	S	S	S	S	31.6
Other and unknown modes .....	12.2	.5	27.1	.7	26.2	.6	S
SCTG 35, ELECTRONIC AND OTHER ELECTRICAL EQUIPMENT AND COMPONENTS AND OFFICE EQUIPMENT							
Total .....	5.7	—	5.4	—	4.5	—	8.8
Single modes .....	5.4	2.0	5.4	1.2	3.9	2.3	9.9
Truck .....	4.7	2.5	5.1	1.2	4.8	2.6	8.3
For-hire truck .....	7.0	3.0	5.5	1.9	5.6	2.9	3.6
Private truck .....	11.1	.9	10.0	1.5	22.9	2.0	9.8
Rail .....	S	S	45.6	.2	S	S	S
Water .....	S	S	S	S	S	S	31.6
Shallow draft .....	S	S	S	S	S	S	31.6
Great Lakes .....	—	—	—	—	—	—	—
Deep draft .....	—	—	—	—	—	—	—
Air (includes truck and air) .....	15.8	1.7	21.6	.5	21.0	1.1	4.9
Pipeline .....	S	S	S	S	S	S	S
Multiple modes .....	10.2	2.1	13.4	1.0	16.9	1.8	5.9
Parcel, U.S. Postal Service or courier .....	10.2	2.1	11.4	.8	9.7	.8	5.9
Truck and rail .....	46.6	.1	39.4	.3	46.2	1.2	21.0
Truck and water .....	—	—	—	—	—	—	—
Rail and water .....	—	—	—	—	—	—	—
Other multiple modes .....	S	S	S	S	S	S	33.1
Other and unknown modes .....	13.7	.6	13.3	.7	36.6	1.4	45.2
SCTG 36, MOTORIZED AND OTHER VEHICLES (INCLUDING PARTS)							
Total .....	6.4	—	5.8	—	8.6	—	11.4
Single modes .....	6.9	3.1	6.5	2.7	8.9	3.2	26.5
Truck .....	6.7	4.0	8.6	3.4	9.4	4.4	16.2
For-hire truck .....	8.0	2.3	9.3	2.5	11.3	3.0	8.5
Private truck .....	8.8	2.1	11.4	2.4	11.0	1.8	16.4
Rail .....	38.7	2.8	21.3	2.3	24.9	3.3	S
Water .....	—	—	—	—	—	—	—
Shallow draft .....	—	—	—	—	—	—	—
Great Lakes .....	—	—	—	—	—	—	—
Deep draft .....	—	—	—	—	—	—	—
Air (includes truck and air) .....	46.8	.7	45.1	.3	S	S	12.1
Pipeline .....	—	—	—	—	S	S	S
Multiple modes .....	15.0	.9	19.1	.5	32.1	1.4	10.2
Parcel, U.S. Postal Service or courier .....	15.9	1.0	11.1	.3	20.0	.8	10.3
Truck and rail .....	S	S	S	S	S	S	27.1
Truck and water .....	S	S	S	S	S	S	31.6
Rail and water .....	—	—	—	—	—	—	—
Other multiple modes .....	—	—	—	—	—	—	—
Other and unknown modes .....	34.0	2.9	24.8	2.3	34.8	2.0	31.9

See footnotes at end of table.

Table B–7. **Measures of Reliability for Shipment Characteristics by Two-Digit Commodity and Mode of Transportation for the Region: 1997—Con.**

[For explanation of terms and meaning of abbreviations and symbols, see introductory text]

SCTG code, description, and mode of transportation	Value		Tons		Ton-miles		Average miles per shipment—coefficient of variation
	Coefficient of variation of number	Standard error of percentage	Coefficient of variation of number	Standard error of percentage	Coefficient of variation of number	Standard error of percentage	
SCTG 37, TRANSPORTATION EQUIPMENT, N.E.C.							
Total .....	8.5	—	19.3	—	38.4	—	14.6
Single modes .....	11.6	3.8	18.5	.8	36.9	1.2	27.3
Truck .....	17.5	3.9	24.1	7.3	S	S	36.2
For-hire truck .....	22.0	3.9	23.7	6.4	S	S	22.4
Private truck .....	23.6	2.2	42.1	5.3	S	S	25.5
Rail .....	41.4	1.6	38.8	7.8	33.6	9.8	19.8
Water .....	1.1	2.2	6.2	.9	S	S	31.6
Shallow draft .....	S	S	S	S	S	S	31.6
Great Lakes .....	—	—	—	—	—	—	—
Deep draft .....	.5	2.2	3.8	.8	S	S	31.6
Air (includes truck and air) .....	12.6	.6	15.8	.1	25.1	.5	16.0
Pipeline .....	—	—	—	—	S	S	S
Multiple modes .....	13.9	3.2	S	S	S	S	9.0
Parcel, U.S. Postal Service or courier .....	14.1	3.2	29.4	.3	33.5	1.0	9.1
Truck and rail .....	S	S	S	S	S	S	31.6
Truck and water .....	S	S	S	S	S	S	29.8
Rail and water .....	—	—	—	—	—	—	—
Other multiple modes .....	—	—	—	—	—	—	—
Other and unknown modes .....	S	S	S	S	49.3	.2	21.8
SCTG 38, PRECISION INSTRUMENTS AND APPARATUS							
Total .....	8.4	—	13.0	—	13.1	—	6.7
Single modes .....	8.6	2.2	13.3	3.4	15.3	4.6	13.4
Truck .....	7.8	1.1	13.6	3.4	16.2	4.6	14.5
For-hire truck .....	8.7	.8	13.7	3.9	17.0	4.8	5.6
Private truck .....	10.9	.9	22.4	1.5	20.4	.8	44.7
Rail .....	—	—	—	—	—	—	—
Water .....	S	S	S	S	S	S	31.8
Shallow draft .....	—	—	—	—	—	—	—
Great Lakes .....	—	—	—	—	—	—	—
Deep draft .....	S	S	S	S	S	S	31.8
Air (includes truck and air) .....	26.5	2.2	18.4	.9	19.4	1.3	5.1
Pipeline .....	S	S	S	S	S	S	S
Multiple modes .....	10.3	2.2	20.5	3.6	23.6	4.7	8.2
Parcel, U.S. Postal Service or courier .....	10.3	2.2	20.5	3.6	23.7	4.7	8.2
Truck and rail .....	S	S	S	S	S	S	28.3
Truck and water .....	—	—	—	—	—	—	—
Rail and water .....	—	—	—	—	—	—	—
Other multiple modes .....	—	—	—	—	—	—	—
Other and unknown modes .....	9.5	.4	39.9	1.2	33.9	1.5	24.7
SCTG 39, FURNITURE, MATTRESSES AND MATTRESS SUPPORTS, LAMPS, LIGHTING FITTINGS, AND ILLUMINATED SIGNS							
Total .....	7.7	—	10.5	—	12.9	—	11.0
Single modes .....	8.6	1.8	11.1	1.2	10.9	2.3	14.7
Truck .....	8.7	1.8	11.2	1.2	11.0	2.3	14.7
For-hire truck .....	9.3	3.1	13.3	3.4	10.5	3.8	6.7
Private truck .....	14.3	4.0	13.6	3.6	18.7	1.3	37.3
Rail .....	S	S	S	S	S	S	31.6
Water .....	—	—	—	—	—	—	—
Shallow draft .....	—	—	—	—	—	—	—
Great Lakes .....	—	—	—	—	—	—	—
Deep draft .....	—	—	—	—	—	—	—
Air (includes truck and air) .....	S	S	S	S	46.0	.2	20.1
Pipeline .....	—	—	—	—	S	S	S
Multiple modes .....	29.4	1.4	18.5	.6	22.2	1.5	19.4
Parcel, U.S. Postal Service or courier .....	30.3	1.4	19.7	.5	24.8	.8	19.4
Truck and rail .....	S	S	S	S	S	S	23.6
Truck and water .....	S	S	S	S	S	S	S
Rail and water .....	—	—	—	—	—	—	—
Other multiple modes .....	—	—	—	—	—	—	—
Other and unknown modes .....	34.7	1.0	42.7	1.0	S	S	41.8

See footnotes at end of table.

Table B-7. **Measures of Reliability for Shipment Characteristics by Two-Digit Commodity and Mode of Transportation for the Region: 1997—Con.**

[For explanation of terms and meaning of abbreviations and symbols, see introductory text]

SCTG code, description, and mode of transportation	Value		Tons		Ton-miles		Average miles per shipment—coefficient of variation
	Coefficient of variation of number	Standard error of percentage	Coefficient of variation of number	Standard error of percentage	Coefficient of variation of number	Standard error of percentage	
SCTG 40, MISCELLANEOUS MANUFACTURED PRODUCTS							
Total .....	6.7	—	S	S	24.6	—	4.7
Single modes .....	8.5	2.4	S	S	28.1	2.7	6.7
Truck .....	9.2	2.3	S	S	28.2	2.5	8.1
For-hire truck .....	7.0	1.9	24.9	9.9	18.6	4.6	6.6
Private truck .....	22.3	2.9	S	S	S	S	25.3
Rail .....	48.4	.1	S	S	43.8	1.1	S
Water .....	S	S	S	S	S	S	S
Shallow draft .....	S	S	S	S	S	S	S
Great Lakes .....	—	—	—	—	—	—	—
Deep draft .....	—	—	—	—	—	—	—
Air (includes truck and air) .....	25.3	.9	26.5	—	23.2	.2	5.2
Pipeline .....	—	—	—	—	S	S	S
Multiple modes .....	7.9	2.1	11.3	2.2	13.1	2.5	4.3
Parcel, U.S. Postal Service or courier .....	7.8	2.2	11.0	2.1	12.6	2.1	4.3
Truck and rail .....	S	S	37.1	.1	44.6	.6	19.7
Truck and water .....	S	S	S	S	S	S	29.8
Rail and water .....	—	—	—	—	—	—	—
Other multiple modes .....	S	S	S	S	S	S	30.8
Other and unknown modes .....	20.7	1.0	11.0	.8	20.5	.7	40.3
SCTG 41, WASTE AND SCRAP							
Total .....	13.6	—	19.1	—	25.8	—	16.4
Single modes .....	13.1	1.5	19.0	2.9	21.1	11.0	17.2
Truck .....	13.8	2.8	20.2	4.8	22.0	9.0	16.5
For-hire truck .....	14.8	4.5	15.6	5.1	17.7	7.9	18.3
Private truck .....	22.9	4.9	32.7	4.5	46.8	6.6	17.9
Rail .....	28.4	2.0	28.6	3.1	28.3	4.9	20.3
Water .....	S	S	S	S	S	S	S
Shallow draft .....	S	S	S	S	S	S	29.8
Great Lakes .....	—	—	—	—	—	—	—
Deep draft .....	S	S	S	S	S	S	31.6
Air (includes truck and air) .....	S	S	S	S	S	S	30.0
Pipeline .....	—	—	—	—	S	S	S
Multiple modes .....	S	S	S	S	S	S	S
Parcel, U.S. Postal Service or courier .....	S	S	S	S	S	S	22.7
Truck and rail .....	S	S	S	S	S	S	31.5
Truck and water .....	S	S	S	S	S	S	S
Rail and water .....	—	—	—	—	—	—	—
Other multiple modes .....	—	—	—	—	—	—	—
Other and unknown modes .....	36.6	1.3	44.6	1.0	S	S	31.3
SCTG 43, MIXED FREIGHT							
Total .....	11.6	—	8.7	—	15.1	—	13.0
Single modes .....	12.3	.9	8.9	1.1	15.1	4.2	14.8
Truck .....	12.3	1.0	9.0	1.1	15.5	4.6	14.7
For-hire truck .....	16.8	2.4	20.4	2.6	29.1	6.0	16.7
Private truck .....	14.0	2.5	10.1	2.8	11.4	5.5	14.7
Rail .....	S	S	S	S	S	S	31.6
Water .....	—	—	—	—	—	—	—
Shallow draft .....	—	—	—	—	—	—	—
Great Lakes .....	—	—	—	—	—	—	—
Deep draft .....	—	—	—	—	—	—	—
Air (includes truck and air) .....	38.1	—	S	S	47.7	—	19.3
Pipeline .....	—	—	—	—	S	S	S
Multiple modes .....	18.4	.8	21.6	.3	35.5	1.5	13.1
Parcel, U.S. Postal Service or courier .....	14.8	.8	20.3	.3	19.3	1.2	13.1
Truck and rail .....	S	S	S	S	S	S	30.0
Truck and water .....	S	S	S	S	S	S	31.6
Rail and water .....	—	—	—	—	—	—	—
Other multiple modes .....	—	—	—	—	—	—	—
Other and unknown modes .....	42.1	1.0	S	S	S	S	S

See footnotes at end of table.

Table B–7. **Measures of Reliability for Shipment Characteristics by Two-Digit Commodity and Mode of Transportation for the Region: 1997—Con.**

[For explanation of terms and meaning of abbreviations and symbols, see introductory text]

SCTG code, description, and mode of transportation	Value		Tons		Ton-miles		Average miles per shipment—coefficient of variation
	Coefficient of variation of number	Standard error of percentage	Coefficient of variation of number	Standard error of percentage	Coefficient of variation of number	Standard error of percentage	
COMMODITY UNKNOWN							
Total .....	21.9	—	22.2	—	31.0	—	17.4
Single modes .....	27.1	5.6	18.7	3.9	19.9	11.4	18.7
Truck .....	27.9	6.3	18.8	5.9	23.9	11.1	22.6
For-hire truck .....	24.2	6.9	20.8	9.2	27.7	10.2	8.2
Private truck .....	50.0	6.0	29.2	7.4	20.9	2.4	31.4
Rail .....	S	S	S	S	S	S	35.1
Water .....	—	—	—	—	—	—	—
Shallow draft .....	—	—	—	—	—	—	—
Great Lakes .....	—	—	—	—	—	—	—
Deep draft .....	—	—	—	—	—	—	—
Air (includes truck and air) .....	34.4	.7	37.7	—	48.1	.1	15.0
Pipeline .....	—	—	—	—	S	S	S
Multiple modes .....	22.1	4.9	24.4	1.3	28.4	5.2	10.6
Parcel, U.S. Postal Service or courier .....	22.1	4.9	25.2	1.3	29.6	5.2	10.6
Truck and rail .....	S	S	S	S	S	S	32.8
Truck and water .....	—	—	—	—	—	—	—
Rail and water .....	—	—	—	—	—	—	—
Other multiple modes .....	—	—	—	—	—	—	—
Other and unknown modes .....	40.4	2.1	S	S	S	S	27.4

— Represents data cell equal to zero or less than 1 unit of measure.

D Denotes figures withheld to avoid disclosing data for individual companies.

S Data do not meet publication standards because of high sampling variability or other reasons.

Note: For description of development and uses of measures of reliability, see Appendix B, Reliability of the Estimates.

**Table B–8. Coefficients of Variation for Shipment Characteristics by Two-Digit Commodity and Distance Shipped for the Region: 1997**

[For explanation of terms and meaning of abbreviations and symbols, see introductory text]

SCTG code, description, and distance shipped (based on Great Circle Distance)	Value	Tons	Ton-miles
<b>All commodities</b>	<b>3.4</b>	<b>3.8</b>	<b>3.6</b>
Less than 50 miles	1.6	5.9	6.1
50 to 99 miles	5.5	6.7	7.7
100 to 249 miles	9.4	6.0	7.2
250 to 499 miles	4.0	5.0	6.5
500 to 749 miles	4.7	7.7	9.4
750 to 999 miles	3.5	15.3	15.0
1,000 to 1,499 miles	2.7	19.0	18.7
1,500 to 1,999 miles	9.2	20.8	22.5
2,000 miles or more	4.2	3.9	4.2
<b>SCTG 01, Live animals and live fish</b>	<b>28.8</b>	<b>29.1</b>	<b>26.1</b>
Less than 50 miles	S	S	S
50 to 99 miles	S	35.8	29.8
100 to 249 miles	26.8	19.2	18.2
250 to 499 miles	39.4	39.2	40.5
500 to 749 miles	31.4	33.6	33.5
750 to 999 miles	S	S	S
1,000 to 1,499 miles	S	S	S
1,500 to 1,999 miles	S	S	S
2,000 miles or more	S	S	S
<b>SCTG 02, Cereal grains</b>	<b>26.0</b>	<b>20.0</b>	<b>32.0</b>
Less than 50 miles	15.5	25.8	30.5
50 to 99 miles	31.0	39.5	39.6
100 to 249 miles	27.8	27.2	31.6
250 to 499 miles	S	34.4	35.7
500 to 749 miles	S	48.8	47.8
750 to 999 miles	S	S	S
1,000 to 1,499 miles	S	S	S
1,500 to 1,999 miles	—	—	—
2,000 miles or more	S	S	S
<b>SCTG 03, Other agricultural products</b>	<b>18.5</b>	<b>21.3</b>	<b>13.3</b>
Less than 50 miles	17.0	24.1	27.8
50 to 99 miles	S	43.3	40.1
100 to 249 miles	10.9	18.0	20.5
250 to 499 miles	15.7	35.6	33.9
500 to 749 miles	20.1	32.8	32.2
750 to 999 miles	29.4	S	S
1,000 to 1,499 miles	43.1	45.8	39.3
1,500 to 1,999 miles	39.0	S	S
2,000 miles or more	48.8	S	S
<b>SCTG 04, Animal feed and products of animal origin, n.e.c.</b>	<b>13.9</b>	<b>19.1</b>	<b>11.6</b>
Less than 50 miles	21.0	24.0	28.2
50 to 99 miles	25.2	31.5	32.3
100 to 249 miles	15.9	19.3	17.8
250 to 499 miles	24.0	20.2	19.9
500 to 749 miles	30.1	33.4	32.3
750 to 999 miles	36.3	29.6	30.2
1,000 to 1,499 miles	38.9	30.4	31.2
1,500 to 1,999 miles	S	30.7	30.8
2,000 miles or more	45.7	26.9	27.3
<b>SCTG 05, Meat, fish, seafood, and their preparations</b>	<b>12.0</b>	<b>11.9</b>	<b>21.5</b>
Less than 50 miles	12.4	12.3	11.1
50 to 99 miles	16.9	12.0	10.5
100 to 249 miles	11.1	15.3	14.7
250 to 499 miles	7.0	7.1	8.3
500 to 749 miles	31.2	32.5	34.6
750 to 999 miles	42.2	31.9	31.4
1,000 to 1,499 miles	29.3	32.8	33.3
1,500 to 1,999 miles	37.7	39.9	40.0
2,000 miles or more	26.7	27.6	27.3
<b>SCTG 06, Milled grain products and preparations, and bakery products</b>	<b>7.7</b>	<b>6.1</b>	<b>8.7</b>
Less than 50 miles	13.9	15.5	19.0
50 to 99 miles	19.0	15.5	16.2
100 to 249 miles	11.8	12.2	12.2
250 to 499 miles	9.6	10.9	11.2
500 to 749 miles	13.3	17.0	17.1
750 to 999 miles	22.7	20.1	20.8
1,000 to 1,499 miles	15.5	14.7	15.7
1,500 to 1,999 miles	48.3	28.9	28.7
2,000 miles or more	14.4	24.3	24.2
<b>SCTG 07, Other prepared foodstuffs and fats and oils</b>	<b>5.9</b>	<b>7.3</b>	<b>6.5</b>
Less than 50 miles	6.9	12.0	16.4
50 to 99 miles	9.2	12.0	11.5
100 to 249 miles	8.8	10.7	11.1
250 to 499 miles	10.3	8.2	7.4
500 to 749 miles	12.2	19.4	20.7
750 to 999 miles	5.5	11.9	11.0
1,000 to 1,499 miles	7.6	5.7	5.4
1,500 to 1,999 miles	19.0	20.2	18.8
2,000 miles or more	11.0	11.4	11.5

See footnotes at end of table.

**Table B–8. Coefficients of Variation for Shipment Characteristics by Two-Digit Commodity and Distance Shipped for the Region: 1997—Con.**

[For explanation of terms and meaning of abbreviations and symbols, see introductory text]

SCTG code, description, and distance shipped (based on Great Circle Distance)	Value	Tons	Ton-miles
<b>SCTG 08, Alcoholic beverages</b>	<b>7.8</b>	<b>9.3</b>	<b>26.2</b>
Less than 50 miles	2.3	4.4	4.0
50 to 99 miles	11.3	10.6	10.1
100 to 249 miles	20.3	20.2	20.5
250 to 499 miles	22.5	18.5	19.4
500 to 749 miles	42.1	41.8	44.8
750 to 999 miles	42.9	43.0	42.6
1,000 to 1,499 miles	40.3	46.3	44.8
1,500 to 1,999 miles	46.6	40.6	39.6
2,000 miles or more	45.6	29.9	33.4
<b>SCTG 09, Tobacco products</b>	<b>8.9</b>	<b>12.4</b>	<b>20.3</b>
Less than 50 miles	9.2	12.4	15.2
50 to 99 miles	28.3	28.3	28.0
100 to 249 miles	22.0	32.2	34.7
250 to 499 miles	S	S	S
500 to 749 miles	32.1	44.1	45.7
750 to 999 miles	26.0	30.3	30.3
1,000 to 1,499 miles	28.4	32.4	32.6
1,500 to 1,999 miles	34.4	40.1	39.3
2,000 miles or more	26.4	29.6	29.3
<b>SCTG 10, Monumental or building stone</b>	<b>37.7</b>	<b>27.7</b>	<b>41.1</b>
Less than 50 miles	S	30.2	32.7
50 to 99 miles	S	37.8	36.5
100 to 249 miles	27.5	47.1	46.7
250 to 499 miles	39.9	S	S
500 to 749 miles	27.2	40.4	41.1
750 to 999 miles	25.9	34.6	34.7
1,000 to 1,499 miles	46.2	S	S
1,500 to 1,999 miles	S	S	S
2,000 miles or more	S	S	S
<b>SCTG 11, Natural sands</b>	<b>38.8</b>	<b>21.6</b>	<b>29.9</b>
Less than 50 miles	26.9	21.8	34.1
50 to 99 miles	S	42.1	46.4
100 to 249 miles	S	39.8	30.8
250 to 499 miles	S	S	S
500 to 749 miles	S	S	S
750 to 999 miles	36.0	S	S
1,000 to 1,499 miles	46.7	S	S
1,500 to 1,999 miles	S	S	S
2,000 miles or more	S	48.7	48.4
<b>SCTG 12, Gravel and crushed stone</b>	<b>5.7</b>	<b>4.7</b>	<b>17.2</b>
Less than 50 miles	5.3	3.6	13.1
50 to 99 miles	22.4	33.8	32.5
100 to 249 miles	24.8	24.8	23.7
250 to 499 miles	45.0	S	S
500 to 749 miles	S	S	S
750 to 999 miles	S	S	S
1,000 to 1,499 miles	S	S	S
1,500 to 1,999 miles	S	S	S
2,000 miles or more	S	S	S
<b>SCTG 13, Nonmetallic minerals n.e.c.</b>	<b>17.0</b>	<b>18.8</b>	<b>18.8</b>
Less than 50 miles	19.5	25.4	44.2
50 to 99 miles	22.2	36.9	35.0
100 to 249 miles	19.8	18.4	17.1
250 to 499 miles	38.0	42.2	47.4
500 to 749 miles	20.3	42.3	41.5
750 to 999 miles	26.1	34.0	33.5
1,000 to 1,499 miles	38.6	34.7	36.1
1,500 to 1,999 miles	41.1	29.9	29.2
2,000 miles or more	S	33.1	33.2
<b>SCTG 14, Metallic ores and concentrates</b>	<b>25.9</b>	<b>19.9</b>	<b>S</b>
Less than 50 miles	21.5	32.3	22.7
50 to 99 miles	37.7	S	S
100 to 249 miles	43.8	28.0	32.8
250 to 499 miles	33.4	29.3	30.0
500 to 749 miles	28.3	24.7	24.5
750 to 999 miles	42.1	36.5	36.3
1,000 to 1,499 miles	47.4	37.7	37.3
1,500 to 1,999 miles	35.5	46.8	47.1
2,000 miles or more	S	S	S
<b>SCTG 15, Coal</b>	<b>17.0</b>	<b>13.1</b>	<b>22.2</b>
Less than 50 miles	26.0	17.0	15.0
50 to 99 miles	12.4	16.3	17.3
100 to 249 miles	16.9	18.6	18.9
250 to 499 miles	21.3	21.0	24.0
500 to 749 miles	S	S	S
750 to 999 miles	S	S	S
1,000 to 1,499 miles	S	S	S
1,500 to 1,999 miles	S	S	S
2,000 miles or more	S	S	S

See footnotes at end of table.

**Table B–8. Coefficients of Variation for Shipment Characteristics by Two-Digit Commodity and Distance Shipped for the Region: 1997—Con.**

[For explanation of terms and meaning of abbreviations and symbols, see introductory text]

SCTG code, description, and distance shipped (based on Great Circle Distance)	Value	Tons	Ton-miles
<b>SCTG 17, Gasoline and aviation turbine fuel</b> .....	<b>9.2</b>	<b>10.5</b>	<b>S</b>
Less than 50 miles .....	8.9	10.3	10.0
50 to 99 miles .....	17.8	17.7	18.5
100 to 249 miles .....	30.5	31.0	32.3
250 to 499 miles .....	35.2	34.6	36.0
500 to 749 miles .....	—	—	—
750 to 999 miles .....	S	S	S
1,000 to 1,499 miles .....	S	S	S
1,500 to 1,999 miles .....	—	—	—
2,000 miles or more .....	—	—	—
<b>SCTG 18, Fuel oils</b> .....	<b>13.6</b>	<b>13.9</b>	<b>18.8</b>
Less than 50 miles .....	15.7	15.6	10.3
50 to 99 miles .....	23.8	26.2	30.2
100 to 249 miles .....	39.3	42.5	37.2
250 to 499 miles .....	S	S	S
500 to 749 miles .....	S	S	S
750 to 999 miles .....	S	S	S
1,000 to 1,499 miles .....	S	S	S
1,500 to 1,999 miles .....	—	—	—
2,000 miles or more .....	—	—	—
<b>SCTG 19, Coal and petroleum products, n.e.c.</b> .....	<b>11.8</b>	<b>15.8</b>	<b>12.5</b>
Less than 50 miles .....	18.2	18.6	22.3
50 to 99 miles .....	18.8	23.1	24.2
100 to 249 miles .....	22.4	25.8	27.9
250 to 499 miles .....	36.7	37.4	37.5
500 to 749 miles .....	27.4	37.4	37.3
750 to 999 miles .....	37.3	44.5	48.6
1,000 to 1,499 miles .....	46.9	S	S
1,500 to 1,999 miles .....	47.5	S	S
2,000 miles or more .....	30.4	35.4	36.2
<b>SCTG 20, Basic chemicals</b> .....	<b>13.0</b>	<b>15.6</b>	<b>16.2</b>
Less than 50 miles .....	17.2	20.5	27.0
50 to 99 miles .....	18.1	21.9	24.8
100 to 249 miles .....	32.3	22.6	22.6
250 to 499 miles .....	13.4	23.5	23.6
500 to 749 miles .....	15.2	18.1	17.7
750 to 999 miles .....	15.3	20.7	20.6
1,000 to 1,499 miles .....	12.2	45.7	43.8
1,500 to 1,999 miles .....	20.6	42.8	46.7
2,000 miles or more .....	13.8	14.9	14.4
<b>SCTG 21, Pharmaceutical products</b> .....	<b>8.3</b>	<b>19.2</b>	<b>9.4</b>
Less than 50 miles .....	9.1	S	32.3
50 to 99 miles .....	15.2	17.7	24.3
100 to 249 miles .....	14.9	19.2	17.3
250 to 499 miles .....	10.7	18.7	17.9
500 to 749 miles .....	15.8	19.0	18.9
750 to 999 miles .....	31.3	23.2	23.3
1,000 to 1,499 miles .....	32.5	25.3	24.9
1,500 to 1,999 miles .....	40.9	15.0	15.4
2,000 miles or more .....	23.9	13.6	13.9
<b>SCTG 22, Fertilizers</b> .....	<b>30.8</b>	<b>37.2</b>	<b>43.2</b>
Less than 50 miles .....	36.6	46.1	S
50 to 99 miles .....	48.8	S	S
100 to 249 miles .....	S	S	S
250 to 499 miles .....	S	S	S
500 to 749 miles .....	45.4	S	S
750 to 999 miles .....	49.2	S	S
1,000 to 1,499 miles .....	S	S	S
1,500 to 1,999 miles .....	S	S	S
2,000 miles or more .....	S	S	S
<b>SCTG 23, Chemical products and preparations, n.e.c.</b> .....	<b>19.1</b>	<b>8.6</b>	<b>12.4</b>
Less than 50 miles .....	10.1	9.7	9.1
50 to 99 miles .....	12.8	17.3	14.5
100 to 249 miles .....	25.9	12.5	12.5
250 to 499 miles .....	20.6	13.0	14.2
500 to 749 miles .....	41.4	11.5	12.4
750 to 999 miles .....	23.6	19.8	20.0
1,000 to 1,499 miles .....	21.7	13.2	14.1
1,500 to 1,999 miles .....	S	15.5	15.9
2,000 miles or more .....	29.5	20.4	19.3
<b>SCTG 24, Plastics and rubber</b> .....	<b>3.2</b>	<b>20.7</b>	<b>13.7</b>
Less than 50 miles .....	9.2	29.2	35.5
50 to 99 miles .....	7.7	33.6	31.9
100 to 249 miles .....	2.7	45.4	49.9
250 to 499 miles .....	6.3	12.2	11.1
500 to 749 miles .....	7.7	21.4	21.2
750 to 999 miles .....	4.1	10.3	9.9
1,000 to 1,499 miles .....	11.2	24.2	29.5
1,500 to 1,999 miles .....	9.5	18.8	18.7
2,000 miles or more .....	11.2	23.6	25.8

See footnotes at end of table.



**Table B–8. Coefficients of Variation for Shipment Characteristics by Two-Digit Commodity and Distance Shipped for the Region: 1997—Con.**

[For explanation of terms and meaning of abbreviations and symbols, see introductory text]

SCTG code, description, and distance shipped (based on Great Circle Distance)	Value	Tons	Ton-miles
<b>SCTG 25, Logs and other wood in the rough</b> .....	<b>37.4</b>	<b>43.4</b>	<b>S</b>
Less than 50 miles .....	43.2	S	30.4
50 to 99 miles .....	S	S	S
100 to 249 miles .....	S	S	S
250 to 499 miles .....	S	S	S
500 to 749 miles .....	S	45.9	48.7
750 to 999 miles .....	S	S	S
1,000 to 1,499 miles .....	S	S	S
1,500 to 1,999 miles .....	S	S	S
2,000 miles or more .....	S	S	S
<b>SCTG 26, Wood products</b> .....	<b>3.9</b>	<b>20.5</b>	<b>15.6</b>
Less than 50 miles .....	6.7	30.5	24.8
50 to 99 miles .....	5.0	6.7	6.4
100 to 249 miles .....	6.5	8.0	8.7
250 to 499 miles .....	11.1	11.9	13.1
500 to 749 miles .....	24.1	33.9	33.9
750 to 999 miles .....	16.0	25.7	24.0
1,000 to 1,499 miles .....	16.8	33.2	31.3
1,500 to 1,999 miles .....	36.0	45.9	49.2
2,000 miles or more .....	17.4	21.9	21.4
<b>SCTG 27, Pulp, newsprint, paper, and paperboard</b> .....	<b>7.8</b>	<b>10.1</b>	<b>8.2</b>
Less than 50 miles .....	9.7	19.7	22.0
50 to 99 miles .....	13.2	9.8	9.9
100 to 249 miles .....	16.0	14.7	13.1
250 to 499 miles .....	10.2	11.1	11.3
500 to 749 miles .....	7.0	7.0	6.9
750 to 999 miles .....	10.8	12.0	11.2
1,000 to 1,499 miles .....	9.9	10.7	11.1
1,500 to 1,999 miles .....	28.5	25.3	25.6
2,000 miles or more .....	15.2	19.0	21.8
<b>SCTG 28, Paper or paperboard articles</b> .....	<b>6.4</b>	<b>6.5</b>	<b>15.3</b>
Less than 50 miles .....	3.8	7.3	8.7
50 to 99 miles .....	9.7	10.9	11.7
100 to 249 miles .....	10.4	13.7	14.9
250 to 499 miles .....	16.2	19.6	20.1
500 to 749 miles .....	25.6	32.3	32.3
750 to 999 miles .....	20.2	20.1	19.4
1,000 to 1,499 miles .....	16.0	17.1	18.0
1,500 to 1,999 miles .....	15.6	34.5	32.5
2,000 miles or more .....	32.8	39.7	38.2
<b>SCTG 29, Printed products</b> .....	<b>32.3</b>	<b>10.5</b>	<b>20.6</b>
Less than 50 miles .....	10.5	12.3	19.8
50 to 99 miles .....	42.8	16.4	18.3
100 to 249 miles .....	S	27.4	31.1
250 to 499 miles .....	40.1	16.9	17.9
500 to 749 miles .....	37.8	34.1	35.7
750 to 999 miles .....	28.4	18.4	18.4
1,000 to 1,499 miles .....	28.1	21.1	21.6
1,500 to 1,999 miles .....	S	45.8	43.5
2,000 miles or more .....	42.6	34.0	32.9
<b>SCTG 30, Textiles, leather, and articles of textiles or leather</b> .....	<b>9.6</b>	<b>10.0</b>	<b>10.9</b>
Less than 50 miles .....	8.3	10.1	7.9
50 to 99 miles .....	15.5	15.2	13.4
100 to 249 miles .....	8.2	11.9	10.4
250 to 499 miles .....	9.2	14.2	14.9
500 to 749 miles .....	11.7	9.1	9.4
750 to 999 miles .....	28.1	24.6	22.9
1,000 to 1,499 miles .....	15.8	18.7	19.3
1,500 to 1,999 miles .....	17.0	12.6	12.5
2,000 miles or more .....	11.9	10.9	10.5
<b>SCTG 31, Nonmetallic mineral products</b> .....	<b>3.8</b>	<b>18.7</b>	<b>6.1</b>
Less than 50 miles .....	10.8	24.2	18.9
50 to 99 miles .....	8.4	9.6	9.2
100 to 249 miles .....	8.5	13.0	16.3
250 to 499 miles .....	6.5	9.0	8.8
500 to 749 miles .....	12.7	14.0	13.9
750 to 999 miles .....	19.8	17.1	17.0
1,000 to 1,499 miles .....	13.7	15.9	14.5
1,500 to 1,999 miles .....	18.3	33.8	34.4
2,000 miles or more .....	12.5	31.8	29.5
<b>SCTG 32, Base metal in primary or semifinished forms and in finished basic shapes</b> .....	<b>14.0</b>	<b>15.0</b>	<b>19.6</b>
Less than 50 miles .....	6.9	24.5	11.2
50 to 99 miles .....	9.7	8.6	9.0
100 to 249 miles .....	11.9	12.1	15.7
250 to 499 miles .....	28.8	12.9	12.7
500 to 749 miles .....	22.1	12.6	13.8
750 to 999 miles .....	16.4	S	S
1,000 to 1,499 miles .....	12.7	14.8	17.8
1,500 to 1,999 miles .....	18.7	23.9	22.8
2,000 miles or more .....	24.1	15.8	16.5

See footnotes at end of table.

**Table B–8. Coefficients of Variation for Shipment Characteristics by Two-Digit Commodity and Distance Shipped for the Region: 1997—Con.**

[For explanation of terms and meaning of abbreviations and symbols, see introductory text]

SCTG code, description, and distance shipped (based on Great Circle Distance)	Value	Tons	Ton-miles
<b>SCTG 33, Articles of base metal</b> .....	<b>5.4</b>	<b>10.0</b>	<b>10.8</b>
Less than 50 miles .....	5.2	13.1	15.8
50 to 99 miles .....	10.1	20.7	19.6
100 to 249 miles .....	9.8	22.0	28.4
250 to 499 miles .....	7.9	20.9	21.3
500 to 749 miles .....	4.6	10.9	11.1
750 to 999 miles .....	10.1	10.0	11.6
1,000 to 1,499 miles .....	10.7	14.7	16.9
1,500 to 1,999 miles .....	22.3	47.2	44.8
2,000 miles or more .....	17.0	16.4	17.1
<b>SCTG 34, Machinery</b> .....	<b>4.8</b>	<b>6.7</b>	<b>9.5</b>
Less than 50 miles .....	6.5	12.4	13.2
50 to 99 miles .....	8.7	7.6	7.8
100 to 249 miles .....	9.3	12.3	11.9
250 to 499 miles .....	7.5	11.1	11.6
500 to 749 miles .....	6.5	10.7	10.7
750 to 999 miles .....	15.9	17.8	17.8
1,000 to 1,499 miles .....	9.2	15.4	14.7
1,500 to 1,999 miles .....	14.7	17.3	16.7
2,000 miles or more .....	13.5	15.6	16.1
<b>SCTG 35, Electronic and other electrical equipment and components and office equipment</b> .....	<b>5.7</b>	<b>5.4</b>	<b>4.5</b>
Less than 50 miles .....	9.4	7.4	7.6
50 to 99 miles .....	26.7	12.1	12.4
100 to 249 miles .....	6.7	8.1	7.3
250 to 499 miles .....	10.8	16.9	15.8
500 to 749 miles .....	13.6	14.0	13.6
750 to 999 miles .....	8.7	15.6	15.3
1,000 to 1,499 miles .....	7.6	8.0	7.3
1,500 to 1,999 miles .....	15.7	20.2	20.2
2,000 miles or more .....	9.6	7.8	7.8
<b>SCTG 36, Motorized and other vehicles (including parts)</b> .....	<b>6.4</b>	<b>5.8</b>	<b>8.6</b>
Less than 50 miles .....	11.8	11.1	15.5
50 to 99 miles .....	12.5	10.4	10.3
100 to 249 miles .....	8.6	8.1	7.8
250 to 499 miles .....	13.9	16.0	16.3
500 to 749 miles .....	17.3	21.1	20.1
750 to 999 miles .....	12.6	9.7	10.1
1,000 to 1,499 miles .....	18.7	31.5	30.7
1,500 to 1,999 miles .....	20.4	26.9	26.5
2,000 miles or more .....	16.0	13.9	14.7
<b>SCTG 37, Transportation equipment, n.e.c.</b> .....	<b>8.5</b>	<b>19.3</b>	<b>38.4</b>
Less than 50 miles .....	12.1	16.6	17.8
50 to 99 miles .....	22.4	24.0	24.2
100 to 249 miles .....	15.3	16.7	16.3
250 to 499 miles .....	22.2	S	S
500 to 749 miles .....	30.3	S	S
750 to 999 miles .....	15.3	25.0	25.2
1,000 to 1,499 miles .....	21.8	32.5	34.8
1,500 to 1,999 miles .....	40.7	S	S
2,000 miles or more .....	23.4	S	S
<b>SCTG 38, Precision instruments and apparatus</b> .....	<b>8.4</b>	<b>13.0</b>	<b>13.1</b>
Less than 50 miles .....	11.6	18.9	23.9
50 to 99 miles .....	16.2	24.6	24.7
100 to 249 miles .....	11.2	15.7	15.9
250 to 499 miles .....	20.2	24.5	22.8
500 to 749 miles .....	13.1	23.1	22.7
750 to 999 miles .....	12.8	13.4	13.7
1,000 to 1,499 miles .....	11.3	15.3	14.4
1,500 to 1,999 miles .....	18.6	36.0	36.3
2,000 miles or more .....	15.2	23.2	23.0
<b>SCTG 39, Furniture, mattresses and mattress supports, lamps, lighting fittings, and illuminated signs</b> .....	<b>7.7</b>	<b>10.5</b>	<b>12.9</b>
Less than 50 miles .....	13.0	13.4	14.6
50 to 99 miles .....	15.7	22.0	22.0
100 to 249 miles .....	10.6	12.6	12.0
250 to 499 miles .....	18.4	17.8	18.5
500 to 749 miles .....	13.5	20.8	22.4
750 to 999 miles .....	15.7	18.2	18.1
1,000 to 1,499 miles .....	14.7	18.1	18.3
1,500 to 1,999 miles .....	20.4	22.1	21.3
2,000 miles or more .....	14.6	18.4	17.9
<b>SCTG 40, Miscellaneous manufactured products</b> .....	<b>6.7</b>	<b>S</b>	<b>24.6</b>
Less than 50 miles .....	8.5	S	26.1
50 to 99 miles .....	22.0	38.0	34.8
100 to 249 miles .....	8.4	17.2	16.9
250 to 499 miles .....	8.5	22.7	21.9
500 to 749 miles .....	6.4	15.1	16.3
750 to 999 miles .....	9.8	13.3	13.4
1,000 to 1,499 miles .....	9.2	17.8	18.7
1,500 to 1,999 miles .....	24.4	S	S
2,000 miles or more .....	6.8	21.3	20.7

See footnotes at end of table.

Table B–8. **Coefficients of Variation for Shipment Characteristics by Two-Digit Commodity and Distance Shipped for the Region: 1997—Con.**

[For explanation of terms and meaning of abbreviations and symbols, see introductory text]

SCTG code, description, and distance shipped (based on Great Circle Distance)	Value	Tons	Ton-miles
<b>SCTG 41, Waste and scrap</b> .....	<b>13.6</b>	<b>19.1</b>	<b>25.8</b>
Less than 50 miles .....	27.2	25.8	35.8
50 to 99 miles .....	23.5	17.0	19.2
100 to 249 miles .....	18.5	31.0	36.0
250 to 499 miles .....	17.6	27.5	27.1
500 to 749 miles .....	39.0	S	S
750 to 999 miles .....	36.0	39.7	S
1,000 to 1,499 miles .....	42.5	41.9	45.2
1,500 to 1,999 miles .....	S	S	S
2,000 miles or more .....	S	45.5	43.9
<b>SCTG 43, Mixed freight</b> .....	<b>11.6</b>	<b>8.7</b>	<b>15.1</b>
Less than 50 miles .....	11.8	9.0	6.9
50 to 99 miles .....	19.1	14.4	13.7
100 to 249 miles .....	9.4	11.5	11.2
250 to 499 miles .....	17.3	25.4	25.8
500 to 749 miles .....	43.7	33.8	36.3
750 to 999 miles .....	S	46.5	45.7
1,000 to 1,499 miles .....	27.7	36.4	36.1
1,500 to 1,999 miles .....	27.1	46.3	44.8
2,000 miles or more .....	S	43.3	41.4
<b>Commodity unknown</b> .....	<b>21.9</b>	<b>22.2</b>	<b>31.0</b>
Less than 50 miles .....	41.5	29.6	43.4
50 to 99 miles .....	26.5	25.6	20.5
100 to 249 miles .....	20.4	35.7	36.9
250 to 499 miles .....	17.4	19.6	19.7
500 to 749 miles .....	37.8	33.5	33.5
750 to 999 miles .....	27.5	26.1	28.3
1,000 to 1,499 miles .....	29.8	S	S
1,500 to 1,999 miles .....	39.5	48.1	49.4
2,000 miles or more .....	25.1	S	S

— Represents data cell equal to zero or less than 1 unit of measure.

D Denotes figures withheld to avoid disclosing data for individual companies.

S Data do not meet publication standards because of high sampling variability or other reasons.

Note: For description of development and uses of measures of reliability, see Appendix B, Reliability of the Estimates.

**Table B–9. Coefficients of Variation for Shipment Characteristics by Two-Digit Commodity and Shipment Size for the Region: 1997**

[For explanation of terms and meaning of abbreviations and symbols, see introductory text]

SCTG code, description, and shipment size	Value	Tons	Ton-miles
<b>All commodities</b> .....	<b>3.4</b>	<b>3.8</b>	<b>3.6</b>
Less than 50 lb .....	4.9	4.2	7.1
50 to 99 lb .....	4.5	4.7	9.2
100 to 499 lb .....	5.8	5.4	8.7
500 to 749 lb .....	3.4	4.6	10.2
750 to 999 lb .....	9.0	4.9	19.5
1,000 to 9,999 lb .....	7.5	2.2	4.7
10,000 to 49,999 lb .....	3.1	4.0	2.1
50,000 to 99,999 lb .....	3.8	6.5	10.6
100,000 lb or more .....	10.2	14.3	12.7
<b>SCTG 01, Live animals and live fish</b> .....	<b>28.8</b>	<b>29.1</b>	<b>26.1</b>
Less than 50 lb .....	S	S	S
50 to 99 lb .....	S	S	S
100 to 499 lb .....	S	S	44.3
500 to 749 lb .....	S	S	44.4
750 to 999 lb .....	44.3	S	S
1,000 to 9,999 lb .....	50.0	S	S
10,000 to 49,999 lb .....	23.1	23.2	26.6
50,000 to 99,999 lb .....	31.0	32.5	35.6
100,000 lb or more .....	45.5	45.5	44.3
<b>SCTG 02, Cereal grains</b> .....	<b>26.0</b>	<b>20.0</b>	<b>32.0</b>
Less than 50 lb .....	46.7	48.9	S
50 to 99 lb .....	S	S	37.6
100 to 499 lb .....	S	S	46.1
500 to 749 lb .....	S	S	S
750 to 999 lb .....	S	S	S
1,000 to 9,999 lb .....	36.6	S	S
10,000 to 49,999 lb .....	39.4	22.6	47.2
50,000 to 99,999 lb .....	30.0	33.8	25.9
100,000 lb or more .....	47.1	47.4	S
<b>SCTG 03, Other agricultural products</b> .....	<b>18.5</b>	<b>21.3</b>	<b>13.3</b>
Less than 50 lb .....	29.6	22.5	44.7
50 to 99 lb .....	19.1	19.7	S
100 to 499 lb .....	24.7	24.1	27.1
500 to 749 lb .....	30.1	31.9	31.4
750 to 999 lb .....	24.7	20.8	30.9
1,000 to 9,999 lb .....	24.3	44.0	40.6
10,000 to 49,999 lb .....	28.5	27.7	21.0
50,000 to 99,999 lb .....	17.8	35.4	30.9
100,000 lb or more .....	S	S	S
<b>SCTG 04, Animal feed and products of animal origin, n.e.c.</b> .....	<b>13.9</b>	<b>19.1</b>	<b>11.6</b>
Less than 50 lb .....	41.1	45.7	42.4
50 to 99 lb .....	S	32.1	S
100 to 499 lb .....	34.9	30.3	44.1
500 to 749 lb .....	38.3	39.7	S
750 to 999 lb .....	S	S	S
1,000 to 9,999 lb .....	30.5	24.8	22.7
10,000 to 49,999 lb .....	18.4	22.1	13.8
50,000 to 99,999 lb .....	29.3	41.1	28.7
100,000 lb or more .....	34.8	42.1	44.7
<b>SCTG 05, Meat, fish, seafood, and their preparations</b> .....	<b>12.0</b>	<b>11.9</b>	<b>21.5</b>
Less than 50 lb .....	26.4	22.1	S
50 to 99 lb .....	15.9	13.9	17.1
100 to 499 lb .....	10.6	10.8	12.3
500 to 749 lb .....	16.0	13.6	38.6
750 to 999 lb .....	14.2	17.1	16.4
1,000 to 9,999 lb .....	16.5	17.0	21.3
10,000 to 49,999 lb .....	15.7	15.6	23.6
50,000 to 99,999 lb .....	S	S	45.4
100,000 lb or more .....	42.8	41.1	S
<b>SCTG 06, Milled grain products and preparations, and bakery products</b> .....	<b>7.7</b>	<b>6.1</b>	<b>8.7</b>
Less than 50 lb .....	37.3	33.9	30.1
50 to 99 lb .....	25.6	20.7	34.8
100 to 499 lb .....	25.9	24.6	34.3
500 to 749 lb .....	18.1	17.5	15.2
750 to 999 lb .....	19.9	22.3	31.3
1,000 to 9,999 lb .....	12.9	15.0	19.1
10,000 to 49,999 lb .....	10.5	9.2	8.5
50,000 to 99,999 lb .....	45.8	9.6	17.4
100,000 lb or more .....	36.3	25.6	S
<b>SCTG 07, Other prepared foodstuffs and fats and oils</b> .....	<b>5.9</b>	<b>7.3</b>	<b>6.5</b>
Less than 50 lb .....	32.5	27.9	27.3
50 to 99 lb .....	29.6	33.1	37.0
100 to 499 lb .....	18.0	22.6	27.7
500 to 749 lb .....	23.5	16.4	24.7
750 to 999 lb .....	11.0	11.9	15.6
1,000 to 9,999 lb .....	8.5	7.7	7.3
10,000 to 49,999 lb .....	5.8	7.1	8.2
50,000 to 99,999 lb .....	27.9	34.3	19.3
100,000 lb or more .....	29.3	S	36.3

See footnotes at end of table.

**Table B–9. Coefficients of Variation for Shipment Characteristics by Two-Digit Commodity and Shipment Size for the Region: 1997—Con.**

[For explanation of terms and meaning of abbreviations and symbols, see introductory text]

SCTG code, description, and shipment size	Value	Tons	Ton-miles
<b>SCTG 08, Alcoholic beverages . . . . .</b>	<b>7.8</b>	<b>9.3</b>	<b>26.2</b>
Less than 50 lb . . . . .	30.2	43.1	S
50 to 99 lb . . . . .	22.9	12.1	32.3
100 to 499 lb . . . . .	8.4	7.4	8.7
500 to 749 lb . . . . .	12.1	15.0	14.6
750 to 999 lb . . . . .	9.5	10.2	8.6
1,000 to 9,999 lb . . . . .	6.5	7.5	12.9
10,000 to 49,999 lb . . . . .	19.9	18.2	30.0
50,000 to 99,999 lb . . . . .	31.6	30.1	44.5
100,000 lb or more . . . . .	S	S	S
<b>SCTG 09, Tobacco products . . . . .</b>	<b>8.9</b>	<b>12.4</b>	<b>20.3</b>
Less than 50 lb . . . . .	10.9	12.4	16.1
50 to 99 lb . . . . .	14.8	15.3	17.6
100 to 499 lb . . . . .	9.5	6.9	23.7
500 to 749 lb . . . . .	13.4	9.4	26.2
750 to 999 lb . . . . .	20.3	15.8	35.3
1,000 to 9,999 lb . . . . .	23.9	30.5	22.7
10,000 to 49,999 lb . . . . .	32.4	35.8	S
50,000 to 99,999 lb . . . . .	—	—	—
100,000 lb or more . . . . .	S	S	S
<b>SCTG 10, Monumental or building stone . . . . .</b>	<b>37.7</b>	<b>27.7</b>	<b>41.1</b>
Less than 50 lb . . . . .	S	S	S
50 to 99 lb . . . . .	31.4	34.3	S
100 to 499 lb . . . . .	39.0	44.0	32.2
500 to 749 lb . . . . .	49.3	33.4	36.3
750 to 999 lb . . . . .	S	S	25.4
1,000 to 9,999 lb . . . . .	S	S	37.5
10,000 to 49,999 lb . . . . .	39.3	29.3	48.1
50,000 to 99,999 lb . . . . .	S	S	S
100,000 lb or more . . . . .	S	S	S
<b>SCTG 11, Natural sands . . . . .</b>	<b>38.8</b>	<b>21.6</b>	<b>29.9</b>
Less than 50 lb . . . . .	S	S	S
50 to 99 lb . . . . .	S	S	S
100 to 499 lb . . . . .	44.9	48.5	45.0
500 to 749 lb . . . . .	39.3	38.4	47.5
750 to 999 lb . . . . .	S	38.2	S
1,000 to 9,999 lb . . . . .	49.9	21.8	S
10,000 to 49,999 lb . . . . .	S	22.1	35.4
50,000 to 99,999 lb . . . . .	32.9	37.8	40.7
100,000 lb or more . . . . .	25.0	27.3	33.5
<b>SCTG 12, Gravel and crushed stone . . . . .</b>	<b>5.7</b>	<b>4.7</b>	<b>17.2</b>
Less than 50 lb . . . . .	S	S	S
50 to 99 lb . . . . .	S	S	S
100 to 499 lb . . . . .	S	34.8	S
500 to 749 lb . . . . .	S	38.8	S
750 to 999 lb . . . . .	28.7	29.9	S
1,000 to 9,999 lb . . . . .	14.0	15.3	39.2
10,000 to 49,999 lb . . . . .	10.0	12.7	26.6
50,000 to 99,999 lb . . . . .	9.7	10.3	12.8
100,000 lb or more . . . . .	24.8	22.9	20.9
<b>SCTG 13, Nonmetallic minerals n.e.c. . . . .</b>	<b>17.0</b>	<b>18.8</b>	<b>18.8</b>
Less than 50 lb . . . . .	36.8	32.4	36.4
50 to 99 lb . . . . .	S	48.4	48.6
100 to 499 lb . . . . .	29.1	26.3	42.2
500 to 749 lb . . . . .	S	S	32.2
750 to 999 lb . . . . .	46.0	S	S
1,000 to 9,999 lb . . . . .	29.8	16.8	22.5
10,000 to 49,999 lb . . . . .	24.5	20.8	20.3
50,000 to 99,999 lb . . . . .	32.7	25.4	33.6
100,000 lb or more . . . . .	32.4	43.9	28.4
<b>SCTG 14, Metallic ores and concentrates . . . . .</b>	<b>25.9</b>	<b>19.9</b>	<b>S</b>
Less than 50 lb . . . . .	S	S	S
50 to 99 lb . . . . .	S	S	S
100 to 499 lb . . . . .	S	S	S
500 to 749 lb . . . . .	43.3	47.1	S
750 to 999 lb . . . . .	S	S	S
1,000 to 9,999 lb . . . . .	S	36.2	S
10,000 to 49,999 lb . . . . .	31.2	18.7	S
50,000 to 99,999 lb . . . . .	20.6	32.0	S
100,000 lb or more . . . . .	37.3	35.1	37.8
<b>SCTG 15, Coal . . . . .</b>	<b>17.0</b>	<b>13.1</b>	<b>22.2</b>
Less than 50 lb . . . . .	S	S	S
50 to 99 lb . . . . .	S	S	S
100 to 499 lb . . . . .	S	S	S
500 to 749 lb . . . . .	S	47.9	S
750 to 999 lb . . . . .	49.3	48.7	S
1,000 to 9,999 lb . . . . .	40.9	23.0	28.6
10,000 to 49,999 lb . . . . .	38.2	19.2	21.2
50,000 to 99,999 lb . . . . .	35.8	33.6	21.3
100,000 lb or more . . . . .	18.6	17.0	24.3

See footnotes at end of table.

**Table B–9. Coefficients of Variation for Shipment Characteristics by Two-Digit Commodity and Shipment Size for the Region: 1997—Con.**

[For explanation of terms and meaning of abbreviations and symbols, see introductory text]

SCTG code, description, and shipment size	Value	Tons	Ton-miles
<b>SCTG 17, Gasoline and aviation turbine fuel</b> .....	<b>9.2</b>	<b>10.5</b>	<b>S</b>
Less than 50 lb .....	S	S	S
50 to 99 lb .....	S	S	S
100 to 499 lb .....	S	S	30.5
500 to 749 lb .....	S	S	S
750 to 999 lb .....	40.4	32.4	28.2
1,000 to 9,999 lb .....	15.9	20.8	17.3
10,000 to 49,999 lb .....	10.4	8.9	14.0
50,000 to 99,999 lb .....	9.9	8.7	9.9
100,000 lb or more .....	23.9	24.9	S
<b>SCTG 18, Fuel oils</b> .....	<b>13.6</b>	<b>13.9</b>	<b>18.8</b>
Less than 50 lb .....	S	50.0	S
50 to 99 lb .....	S	S	S
100 to 499 lb .....	S	42.3	S
500 to 749 lb .....	26.6	23.7	27.6
750 to 999 lb .....	29.6	29.8	32.2
1,000 to 9,999 lb .....	19.1	20.5	17.1
10,000 to 49,999 lb .....	17.3	18.6	38.6
50,000 to 99,999 lb .....	7.9	9.2	14.8
100,000 lb or more .....	31.9	36.5	44.1
<b>SCTG 19, Coal and petroleum products, n.e.c.</b> .....	<b>11.8</b>	<b>15.8</b>	<b>12.5</b>
Less than 50 lb .....	17.4	17.2	22.0
50 to 99 lb .....	S	21.8	S
100 to 499 lb .....	14.6	22.3	19.7
500 to 749 lb .....	20.8	16.1	24.6
750 to 999 lb .....	18.8	19.8	19.3
1,000 to 9,999 lb .....	16.3	10.4	17.1
10,000 to 49,999 lb .....	20.1	21.0	16.9
50,000 to 99,999 lb .....	21.0	28.9	24.0
100,000 lb or more .....	35.0	32.3	19.6
<b>SCTG 20, Basic chemicals</b> .....	<b>13.0</b>	<b>15.6</b>	<b>16.2</b>
Less than 50 lb .....	20.3	35.3	28.2
50 to 99 lb .....	35.8	29.9	28.1
100 to 499 lb .....	30.1	22.2	24.5
500 to 749 lb .....	15.4	27.2	17.4
750 to 999 lb .....	19.1	25.7	25.6
1,000 to 9,999 lb .....	23.1	24.8	18.3
10,000 to 49,999 lb .....	13.6	20.5	16.4
50,000 to 99,999 lb .....	19.5	44.9	27.8
100,000 lb or more .....	25.4	27.7	32.8
<b>SCTG 21, Pharmaceutical products</b> .....	<b>8.3</b>	<b>19.2</b>	<b>9.4</b>
Less than 50 lb .....	15.1	13.3	20.0
50 to 99 lb .....	20.5	31.5	32.3
100 to 499 lb .....	13.5	16.4	15.8
500 to 749 lb .....	23.0	14.1	28.3
750 to 999 lb .....	49.9	21.4	25.3
1,000 to 9,999 lb .....	17.6	22.0	31.3
10,000 to 49,999 lb .....	20.2	45.3	16.6
50,000 to 99,999 lb .....	S	S	S
100,000 lb or more .....	S	S	S
<b>SCTG 22, Fertilizers</b> .....	<b>30.8</b>	<b>37.2</b>	<b>43.2</b>
Less than 50 lb .....	S	46.4	S
50 to 99 lb .....	36.2	S	S
100 to 499 lb .....	19.4	24.5	S
500 to 749 lb .....	43.2	42.8	44.1
750 to 999 lb .....	42.1	45.3	S
1,000 to 9,999 lb .....	35.1	37.4	36.3
10,000 to 49,999 lb .....	41.3	46.9	S
50,000 to 99,999 lb .....	45.3	39.7	S
100,000 lb or more .....	S	S	S
<b>SCTG 23, Chemical products and preparations, n.e.c.</b> .....	<b>19.1</b>	<b>8.6</b>	<b>12.4</b>
Less than 50 lb .....	13.1	8.0	13.8
50 to 99 lb .....	22.7	14.5	16.2
100 to 499 lb .....	30.3	10.1	13.6
500 to 749 lb .....	32.5	14.7	13.2
750 to 999 lb .....	24.7	13.5	15.2
1,000 to 9,999 lb .....	30.7	9.6	15.5
10,000 to 49,999 lb .....	8.5	10.2	12.2
50,000 to 99,999 lb .....	41.6	31.9	30.6
100,000 lb or more .....	40.1	29.8	29.4
<b>SCTG 24, Plastics and rubber</b> .....	<b>3.2</b>	<b>20.7</b>	<b>13.7</b>
Less than 50 lb .....	10.0	7.9	11.1
50 to 99 lb .....	7.7	10.0	19.7
100 to 499 lb .....	6.4	8.9	14.5
500 to 749 lb .....	6.5	8.4	10.9
750 to 999 lb .....	7.2	9.7	8.6
1,000 to 9,999 lb .....	8.9	11.0	11.4
10,000 to 49,999 lb .....	5.5	10.2	13.3
50,000 to 99,999 lb .....	38.4	36.9	28.0
100,000 lb or more .....	33.6	40.7	34.3

See footnotes at end of table.

**Table B–9. Coefficients of Variation for Shipment Characteristics by Two-Digit Commodity and Shipment Size for the Region: 1997—Con.**

[For explanation of terms and meaning of abbreviations and symbols, see introductory text]

SCTG code, description, and shipment size	Value	Tons	Ton-miles
<b>SCTG 25, Logs and other wood in the rough</b> .....	<b>37.4</b>	<b>43.4</b>	<b>S</b>
Less than 50 lb .....	S	46.7	S
50 to 99 lb .....	S	S	S
100 to 499 lb .....	S	S	S
500 to 749 lb .....	50.0	S	46.8
750 to 999 lb .....	45.1	S	S
1,000 to 9,999 lb .....	S	33.6	45.5
10,000 to 49,999 lb .....	31.5	42.0	34.7
50,000 to 99,999 lb .....	S	49.7	S
100,000 lb or more .....	25.8	47.1	S
<b>SCTG 26, Wood products</b> .....	<b>3.9</b>	<b>20.5</b>	<b>15.6</b>
Less than 50 lb .....	32.0	22.0	41.7
50 to 99 lb .....	18.1	15.1	28.0
100 to 499 lb .....	14.2	7.5	18.6
500 to 749 lb .....	14.8	9.8	16.2
750 to 999 lb .....	13.6	9.1	16.5
1,000 to 9,999 lb .....	11.6	9.1	4.2
10,000 to 49,999 lb .....	4.5	30.6	11.6
50,000 to 99,999 lb .....	9.1	35.9	10.7
100,000 lb or more .....	21.5	25.4	33.4
<b>SCTG 27, Pulp, newsprint, paper, and paperboard</b> .....	<b>7.8</b>	<b>10.1</b>	<b>8.2</b>
Less than 50 lb .....	26.2	36.9	26.5
50 to 99 lb .....	16.8	14.2	19.1
100 to 499 lb .....	8.7	7.1	12.5
500 to 749 lb .....	18.7	11.3	11.5
750 to 999 lb .....	16.6	18.8	31.7
1,000 to 9,999 lb .....	10.2	10.3	13.7
10,000 to 49,999 lb .....	11.1	11.6	8.1
50,000 to 99,999 lb .....	24.3	48.2	20.2
100,000 lb or more .....	8.2	8.9	17.7
<b>SCTG 28, Paper or paperboard articles</b> .....	<b>6.4</b>	<b>6.5</b>	<b>15.3</b>
Less than 50 lb .....	10.2	14.7	17.5
50 to 99 lb .....	14.7	15.2	16.5
100 to 499 lb .....	6.2	8.1	11.0
500 to 749 lb .....	10.9	13.2	14.4
750 to 999 lb .....	14.9	14.0	12.4
1,000 to 9,999 lb .....	6.1	6.1	34.4
10,000 to 49,999 lb .....	11.5	10.6	16.9
50,000 to 99,999 lb .....	30.7	34.0	42.3
100,000 lb or more .....	S	42.4	S
<b>SCTG 29, Printed products</b> .....	<b>32.3</b>	<b>10.5</b>	<b>20.6</b>
Less than 50 lb .....	17.9	17.9	18.6
50 to 99 lb .....	23.5	15.2	37.8
100 to 499 lb .....	41.2	17.7	S
500 to 749 lb .....	29.0	22.1	S
750 to 999 lb .....	S	37.0	S
1,000 to 9,999 lb .....	S	16.8	28.1
10,000 to 49,999 lb .....	10.0	8.1	23.9
50,000 to 99,999 lb .....	S	S	S
100,000 lb or more .....	S	46.7	36.2
<b>SCTG 30, Textiles, leather, and articles of textiles or leather</b> .....	<b>9.6</b>	<b>10.0</b>	<b>10.9</b>
Less than 50 lb .....	10.2	14.2	15.4
50 to 99 lb .....	22.4	24.4	32.2
100 to 499 lb .....	18.8	19.3	26.7
500 to 749 lb .....	9.7	15.3	13.9
750 to 999 lb .....	17.7	12.6	14.6
1,000 to 9,999 lb .....	11.6	12.3	15.8
10,000 to 49,999 lb .....	9.6	14.0	12.8
50,000 to 99,999 lb .....	39.2	S	S
100,000 lb or more .....	38.0	39.2	46.9
<b>SCTG 31, Nonmetallic mineral products</b> .....	<b>3.8</b>	<b>18.7</b>	<b>6.1</b>
Less than 50 lb .....	21.1	10.9	32.4
50 to 99 lb .....	12.1	11.3	17.5
100 to 499 lb .....	9.9	12.1	20.8
500 to 749 lb .....	10.0	14.2	13.2
750 to 999 lb .....	17.9	19.2	41.3
1,000 to 9,999 lb .....	10.7	7.1	9.4
10,000 to 49,999 lb .....	5.0	14.0	6.0
50,000 to 99,999 lb .....	11.2	23.0	13.4
100,000 lb or more .....	43.2	S	28.0
<b>SCTG 32, Base metal in primary or semifinished forms and in finished basic shapes</b> .....	<b>14.0</b>	<b>15.0</b>	<b>19.6</b>
Less than 50 lb .....	21.6	14.1	38.4
50 to 99 lb .....	12.9	10.6	11.4
100 to 499 lb .....	10.5	11.8	14.7
500 to 749 lb .....	11.5	8.6	13.2
750 to 999 lb .....	14.5	12.5	S
1,000 to 9,999 lb .....	8.0	5.7	6.5
10,000 to 49,999 lb .....	19.7	14.0	7.6
50,000 to 99,999 lb .....	19.6	17.2	19.5
100,000 lb or more .....	29.3	33.8	45.6

See footnotes at end of table.

**Table B–9. Coefficients of Variation for Shipment Characteristics by Two-Digit Commodity and Shipment Size for the Region: 1997—Con.**

[For explanation of terms and meaning of abbreviations and symbols, see introductory text]

SCTG code, description, and shipment size	Value	Tons	Ton-miles
<b>SCTG 33, Articles of base metal</b> .....	<b>5.4</b>	<b>10.0</b>	<b>10.8</b>
Less than 50 lb .....	8.0	9.2	35.2
50 to 99 lb .....	8.5	5.9	13.8
100 to 499 lb .....	5.3	4.0	7.5
500 to 749 lb .....	10.5	7.6	8.5
750 to 999 lb .....	7.7	7.5	11.5
1,000 to 9,999 lb .....	9.2	10.2	9.7
10,000 to 49,999 lb .....	11.1	12.9	10.0
50,000 to 99,999 lb .....	31.1	19.3	34.5
100,000 lb or more .....	47.8	43.2	44.8
<b>SCTG 34, Machinery</b> .....	<b>4.8</b>	<b>6.7</b>	<b>9.5</b>
Less than 50 lb .....	6.7	8.9	8.5
50 to 99 lb .....	7.2	16.7	10.6
100 to 499 lb .....	7.2	7.6	9.3
500 to 749 lb .....	20.4	13.5	21.0
750 to 999 lb .....	20.9	13.9	14.4
1,000 to 9,999 lb .....	6.3	5.6	8.3
10,000 to 49,999 lb .....	10.3	11.2	12.8
50,000 to 99,999 lb .....	25.5	23.7	27.8
100,000 lb or more .....	26.8	39.9	41.5
<b>SCTG 35, Electronic and other electrical equipment and components and office equipment</b> .....	<b>5.7</b>	<b>5.4</b>	<b>4.5</b>
Less than 50 lb .....	9.8	8.1	10.7
50 to 99 lb .....	13.2	11.8	14.4
100 to 499 lb .....	7.3	8.2	6.8
500 to 749 lb .....	15.5	12.3	9.0
750 to 999 lb .....	15.7	10.7	12.4
1,000 to 9,999 lb .....	7.8	9.3	10.3
10,000 to 49,999 lb .....	18.6	7.4	6.7
50,000 to 99,999 lb .....	S	28.5	S
100,000 lb or more .....	S	S	S
<b>SCTG 36, Motorized and other vehicles (including parts)</b> .....	<b>6.4</b>	<b>5.8</b>	<b>8.6</b>
Less than 50 lb .....	11.8	7.7	25.3
50 to 99 lb .....	14.4	17.5	19.4
100 to 499 lb .....	17.5	9.6	28.6
500 to 749 lb .....	17.0	13.4	15.8
750 to 999 lb .....	22.5	15.2	41.3
1,000 to 9,999 lb .....	8.0	10.8	8.2
10,000 to 49,999 lb .....	12.2	14.8	15.8
50,000 to 99,999 lb .....	27.0	28.6	24.3
100,000 lb or more .....	S	31.7	41.9
<b>SCTG 37, Transportation equipment, n.e.c.</b> .....	<b>8.5</b>	<b>19.3</b>	<b>38.4</b>
Less than 50 lb .....	15.0	18.1	37.5
50 to 99 lb .....	44.1	37.3	34.1
100 to 499 lb .....	11.0	22.3	24.9
500 to 749 lb .....	39.8	23.4	24.2
750 to 999 lb .....	48.2	22.7	30.0
1,000 to 9,999 lb .....	21.5	27.3	39.1
10,000 to 49,999 lb .....	14.2	28.2	S
50,000 to 99,999 lb .....	29.9	35.9	42.8
100,000 lb or more .....	6.5	40.3	39.6
<b>SCTG 38, Precision instruments and apparatus</b> .....	<b>8.4</b>	<b>13.0</b>	<b>13.1</b>
Less than 50 lb .....	10.5	11.7	9.2
50 to 99 lb .....	18.5	12.1	12.9
100 to 499 lb .....	9.9	18.9	31.0
500 to 749 lb .....	20.7	24.3	26.0
750 to 999 lb .....	26.5	24.3	20.1
1,000 to 9,999 lb .....	11.6	15.4	29.6
10,000 to 49,999 lb .....	36.1	28.6	32.9
50,000 to 99,999 lb .....	—	—	—
100,000 lb or more .....	—	—	—
<b>SCTG 39, Furniture, mattresses and mattress supports, lamps, lighting fittings, and illuminated signs</b> .....	<b>7.7</b>	<b>10.5</b>	<b>12.9</b>
Less than 50 lb .....	22.0	19.7	20.1
50 to 99 lb .....	19.5	12.3	18.5
100 to 499 lb .....	12.3	13.9	13.6
500 to 749 lb .....	15.6	14.7	18.9
750 to 999 lb .....	13.4	19.7	13.2
1,000 to 9,999 lb .....	10.8	14.7	18.8
10,000 to 49,999 lb .....	13.8	13.8	14.8
50,000 to 99,999 lb .....	39.0	35.1	S
100,000 lb or more .....	S	S	S
<b>SCTG 40, Miscellaneous manufactured products</b> .....	<b>6.7</b>	<b>S</b>	<b>24.6</b>
Less than 50 lb .....	9.6	16.5	19.8
50 to 99 lb .....	9.1	9.7	16.1
100 to 499 lb .....	8.5	7.1	11.1
500 to 749 lb .....	9.3	8.7	8.2
750 to 999 lb .....	8.4	10.3	15.6
1,000 to 9,999 lb .....	6.7	6.9	8.7
10,000 to 49,999 lb .....	34.1	27.0	23.3
50,000 to 99,999 lb .....	22.6	45.0	S
100,000 lb or more .....	35.0	S	S

See footnotes at end of table.



Table B–9. **Coefficients of Variation for Shipment Characteristics by Two-Digit Commodity and Shipment Size for the Region: 1997**—Con.

[For explanation of terms and meaning of abbreviations and symbols, see introductory text]

SCTG code, description, and shipment size	Value	Tons	Ton-miles
<b>SCTG 41, Waste and scrap</b> .....	<b>13.6</b>	<b>19.1</b>	<b>25.8</b>
Less than 50 lb .....	S	S	S
50 to 99 lb .....	S	S	S
100 to 499 lb .....	S	45.7	44.1
500 to 749 lb .....	S	S	S
750 to 999 lb .....	43.3	S	38.9
1,000 to 9,999 lb .....	31.0	32.5	24.6
10,000 to 49,999 lb .....	12.9	24.3	25.9
50,000 to 99,999 lb .....	20.1	18.8	32.5
100,000 lb or more .....	23.0	24.3	41.9
<b>SCTG 43, Mixed freight</b> .....	<b>11.6</b>	<b>8.7</b>	<b>15.1</b>
Less than 50 lb .....	13.2	15.5	25.2
50 to 99 lb .....	12.5	14.6	25.8
100 to 499 lb .....	15.9	21.1	25.1
500 to 749 lb .....	23.5	30.4	29.5
750 to 999 lb .....	23.5	22.5	23.7
1,000 to 9,999 lb .....	9.2	10.6	14.2
10,000 to 49,999 lb .....	19.9	13.1	20.2
50,000 to 99,999 lb .....	S	46.1	S
100,000 lb or more .....	S	S	S
<b>Commodity unknown</b> .....	<b>21.9</b>	<b>22.2</b>	<b>31.0</b>
Less than 50 lb .....	17.8	14.7	23.7
50 to 99 lb .....	33.1	25.2	41.7
100 to 499 lb .....	46.4	24.1	32.2
500 to 749 lb .....	31.5	34.9	26.2
750 to 999 lb .....	17.9	35.4	33.0
1,000 to 9,999 lb .....	26.8	31.3	47.1
10,000 to 49,999 lb .....	22.7	26.4	31.5
50,000 to 99,999 lb .....	44.5	42.6	39.2
100,000 lb or more .....	S	S	S

— Represents data cell equal to zero or less than 1 unit of measure.

D Denotes figures withheld to avoid disclosing data for individual companies.

S Data do not meet publication standards because of high sampling variability or other reasons.

Note: For description of development and uses of measures of reliability, see Appendix B, Reliability of the Estimates.

**Table B-10. Coefficients of Variation for Shipment Characteristics by Two-Digit Commodity and Shipment Size by Distance Shipped for the Region: 1997**

[For explanation of terms and meaning of abbreviations and symbols, see introductory text]

SCTG code, description, shipment size, and distance shipped	Total, all mileages				Less than 50 miles			50 to 99 miles		
	Value	Tons	Ton-miles	Average miles per shipment	Value	Tons	Ton-miles	Value	Tons	Ton-miles
<b>All commodities .....</b>	<b>3.4</b>	<b>3.8</b>	<b>3.6</b>	<b>3.5</b>	<b>1.6</b>	<b>5.9</b>	<b>6.1</b>	<b>5.5</b>	<b>6.7</b>	<b>7.7</b>
Less than 50 lb .....	4.9	4.2	7.1	3.6	3.1	7.2	11.7	19.9	3.1	3.1
50 to 99 lb .....	4.5	4.7	9.2	6.0	6.1	5.5	5.4	10.2	6.8	7.9
100 to 499 lb .....	5.8	5.4	8.7	5.2	4.2	6.3	5.0	13.8	8.5	9.3
500 to 749 lb .....	3.4	4.6	10.2	8.6	5.8	6.7	6.4	9.7	6.5	6.0
750 to 999 lb .....	9.0	4.9	19.5	16.7	8.0	7.1	5.4	8.6	6.6	7.1
1,000 to 9,999 lb .....	7.5	2.2	4.7	5.9	2.1	3.5	3.5	8.1	6.4	6.2
10,000 to 49,999 lb .....	3.1	4.0	2.1	3.7	3.8	5.5	10.1	7.3	7.6	7.0
50,000 to 99,999 lb .....	3.8	6.5	10.6	4.9	5.0	6.5	9.8	10.0	10.4	10.9
100,000 lb or more .....	10.2	14.3	12.7	22.6	14.9	21.9	14.5	23.6	17.0	17.9
<b>SCTG 01, Live animals and live fish .....</b>	<b>28.8</b>	<b>29.1</b>	<b>26.1</b>	<b>S</b>	<b>S</b>	<b>S</b>	<b>S</b>	<b>S</b>	<b>35.8</b>	<b>29.8</b>
Less than 50 lb .....	S	S	S	S	S	S	S	S	S	S
50 to 99 lb .....	S	S	S	S	S	S	S	S	S	S
100 to 499 lb .....	S	S	44.3	S	S	S	48.4	S	S	S
500 to 749 lb .....	S	S	44.4	S	S	S	S	S	S	S
750 to 999 lb .....	44.3	S	S	26.2	S	S	S	S	S	S
1,000 to 9,999 lb .....	50.0	S	S	41.9	S	S	S	S	S	S
10,000 to 49,999 lb .....	23.1	23.2	26.6	15.4	S	S	S	34.4	34.1	32.8
50,000 to 99,999 lb .....	31.0	32.5	35.6	16.1	S	S	S	S	S	S
100,000 lb or more .....	45.5	45.5	44.3	28.0	S	S	S	—	—	—
<b>SCTG 02, Cereal grains ....</b>	<b>26.0</b>	<b>20.0</b>	<b>32.0</b>	<b>S</b>	<b>15.5</b>	<b>25.8</b>	<b>30.5</b>	<b>31.0</b>	<b>39.5</b>	<b>39.6</b>
Less than 50 lb .....	46.7	48.9	S	S	46.9	S	S	—	—	—
50 to 99 lb .....	S	S	37.6	44.1	S	S	S	S	S	S
100 to 499 lb .....	S	S	46.1	S	S	S	S	S	S	S
500 to 749 lb .....	S	S	S	27.3	S	S	S	S	S	S
750 to 999 lb .....	S	S	S	S	S	S	S	—	—	—
1,000 to 9,999 lb .....	36.6	S	S	S	49.4	S	S	S	43.7	44.0
10,000 to 49,999 lb .....	39.4	22.6	47.2	41.6	22.3	28.0	26.2	44.6	45.1	43.7
50,000 to 99,999 lb .....	30.0	33.8	25.9	44.9	35.7	36.4	37.1	29.7	30.9	30.9
100,000 lb or more .....	47.1	47.4	S	31.0	S	S	S	S	S	S
<b>SCTG 03, Other agricultural products .....</b>	<b>18.5</b>	<b>21.3</b>	<b>13.3</b>	<b>35.5</b>	<b>17.0</b>	<b>24.1</b>	<b>27.8</b>	<b>S</b>	<b>43.3</b>	<b>40.1</b>
Less than 50 lb .....	29.6	22.5	44.7	28.2	25.3	25.4	26.1	40.6	26.9	26.6
50 to 99 lb .....	19.1	19.7	S	S	20.6	21.4	22.8	34.3	26.9	27.0
100 to 499 lb .....	24.7	24.1	27.1	S	29.9	26.5	26.1	S	46.8	44.4
500 to 749 lb .....	30.1	31.9	31.4	42.6	29.7	28.9	21.0	S	S	S
750 to 999 lb .....	24.7	20.8	30.9	32.7	30.0	24.5	31.1	41.5	44.3	43.0
1,000 to 9,999 lb .....	24.3	44.0	40.6	20.7	24.9	41.4	48.8	S	S	S
10,000 to 49,999 lb .....	28.5	27.7	21.0	28.4	32.5	33.5	40.2	S	S	S
50,000 to 99,999 lb .....	17.8	35.4	30.9	13.6	31.1	40.6	38.7	S	S	S
100,000 lb or more .....	S	S	S	28.4	S	S	S	S	S	S
<b>SCTG 04, Animal feed and products of animal origin, n.e.c. ....</b>	<b>13.9</b>	<b>19.1</b>	<b>11.6</b>	<b>43.3</b>	<b>21.0</b>	<b>24.0</b>	<b>28.2</b>	<b>25.2</b>	<b>31.5</b>	<b>32.3</b>
Less than 50 lb .....	41.1	45.7	42.4	26.6	S	S	S	S	S	S
50 to 99 lb .....	S	32.1	S	S	44.9	38.9	27.7	S	49.5	S
100 to 499 lb .....	34.9	30.3	44.1	S	42.2	31.4	27.7	S	S	S
500 to 749 lb .....	38.3	39.7	S	S	33.8	38.7	49.3	S	S	S
750 to 999 lb .....	S	S	S	S	S	S	S	43.8	35.1	37.1
1,000 to 9,999 lb .....	30.5	24.8	22.7	S	27.7	30.0	36.7	44.6	44.3	47.0
10,000 to 49,999 lb .....	18.4	22.1	13.8	13.7	25.7	26.9	30.6	30.2	32.8	33.8
50,000 to 99,999 lb .....	29.3	41.1	28.7	S	S	S	20.1	34.7	27.6	30.9
100,000 lb or more .....	34.8	42.1	44.7	S	S	S	S	—	—	—
<b>SCTG 05, Meat, fish, seafood, and their preparations .....</b>	<b>12.0</b>	<b>11.9</b>	<b>21.5</b>	<b>32.6</b>	<b>12.4</b>	<b>12.3</b>	<b>11.1</b>	<b>16.9</b>	<b>12.0</b>	<b>10.5</b>
Less than 50 lb .....	26.4	22.1	S	S	31.8	28.0	25.9	39.2	30.6	30.0
50 to 99 lb .....	15.9	13.9	17.1	27.6	19.5	17.1	17.1	36.6	30.2	29.9
100 to 499 lb .....	10.6	10.8	12.3	18.0	12.9	12.3	13.4	13.5	13.5	13.4
500 to 749 lb .....	16.0	13.6	38.6	21.4	14.6	13.8	14.4	14.0	15.2	15.3
750 to 999 lb .....	14.2	17.1	16.4	36.6	18.7	19.5	20.5	23.1	29.0	30.2
1,000 to 9,999 lb .....	16.5	17.0	21.3	10.3	17.9	18.0	17.2	28.3	21.1	19.0
10,000 to 49,999 lb .....	15.7	15.6	23.6	15.0	23.3	21.9	25.0	25.2	24.7	21.5
50,000 to 99,999 lb .....	S	S	45.4	47.4	S	S	S	S	S	S
100,000 lb or more .....	42.8	41.1	S	S	S	S	S	—	—	—
<b>SCTG 06, Milled grain products and preparations, and bakery products .....</b>	<b>7.7</b>	<b>6.1</b>	<b>8.7</b>	<b>27.4</b>	<b>13.9</b>	<b>15.5</b>	<b>19.0</b>	<b>19.0</b>	<b>15.5</b>	<b>16.2</b>
Less than 50 lb .....	37.3	33.9	30.1	41.6	40.7	35.9	28.1	46.9	35.6	36.2
50 to 99 lb .....	25.6	20.7	34.8	25.5	27.3	21.6	23.9	31.1	26.7	26.3
100 to 499 lb .....	25.9	24.6	34.3	33.5	25.6	25.0	27.1	40.4	34.8	35.7
500 to 749 lb .....	18.1	17.5	15.2	31.5	21.9	22.3	29.1	26.1	26.8	28.3
750 to 999 lb .....	19.9	22.3	31.3	18.9	25.2	30.9	24.7	32.4	37.6	41.1
1,000 to 9,999 lb .....	12.9	15.0	19.1	18.1	19.3	23.3	26.6	22.0	25.0	25.4
10,000 to 49,999 lb .....	10.5	9.2	8.5	9.2	18.1	19.6	24.3	26.9	21.6	22.7
50,000 to 99,999 lb .....	45.8	9.6	17.4	9.0	S	16.4	20.4	13.0	12.1	13.9
100,000 lb or more .....	36.3	25.6	S	32.2	40.4	36.5	38.2	S	S	S

See footnotes at end of table.

**Table B-10. Coefficients of Variation for Shipment Characteristics by Two-Digit Commodity and Shipment Size by Distance Shipped for the Region: 1997—Con.**

[For explanation of terms and meaning of abbreviations and symbols, see introductory text]

SCTG code, description, shipment size, and distance shipped	Total, all mileages				Less than 50 miles			50 to 99 miles		
	Value	Tons	Ton-miles	Average miles per shipment	Value	Tons	Ton-miles	Value	Tons	Ton-miles
<b>SCTG 07, Other prepared foodstuffs and fats and oils</b>	<b>5.9</b>	<b>7.3</b>	<b>6.5</b>	<b>14.9</b>	<b>6.9</b>	<b>12.0</b>	<b>16.4</b>	<b>9.2</b>	<b>12.0</b>	<b>11.5</b>
Less than 50 lb	32.5	27.9	27.3	45.0	32.9	33.8	17.9	36.6	25.1	25.4
50 to 99 lb	29.6	33.1	37.0	14.3	24.8	33.7	29.6	S	28.4	25.9
100 to 499 lb	18.0	22.6	27.7	21.7	17.9	26.8	21.0	11.9	18.1	18.5
500 to 749 lb	23.5	16.4	24.7	19.3	19.0	21.8	19.7	24.5	13.1	12.5
750 to 999 lb	11.0	11.9	15.6	17.8	17.8	17.4	13.8	8.2	11.5	10.3
1,000 to 9,999 lb	8.5	7.7	7.3	12.8	6.4	10.0	12.0	10.3	20.8	20.0
10,000 to 49,999 lb	5.8	7.1	8.2	5.8	5.4	11.0	16.6	11.4	10.9	11.3
50,000 to 99,999 lb	27.9	34.3	19.3	S	36.1	49.8	S	46.5	S	46.4
100,000 lb or more	29.3	S	36.3	S	47.5	S	S	S	S	S
<b>SCTG 08, Alcoholic beverages</b>	<b>7.8</b>	<b>9.3</b>	<b>26.2</b>	<b>12.9</b>	<b>2.3</b>	<b>4.4</b>	<b>4.0</b>	<b>11.3</b>	<b>10.6</b>	<b>10.1</b>
Less than 50 lb	30.2	43.1	S	21.8	31.3	38.4	24.5	S	42.2	43.5
50 to 99 lb	22.9	12.1	32.3	21.8	23.4	12.9	14.4	33.5	27.6	27.3
100 to 499 lb	8.4	7.4	8.7	6.4	8.3	7.6	7.0	18.6	19.5	20.8
500 to 749 lb	12.1	15.0	14.6	5.7	12.5	15.6	16.9	17.9	22.9	24.0
750 to 999 lb	9.5	10.2	8.6	6.0	9.9	10.8	9.9	41.4	23.5	23.1
1,000 to 9,999 lb	6.5	7.5	12.9	8.1	6.7	7.6	8.7	19.3	19.6	22.3
10,000 to 49,999 lb	19.9	18.2	30.0	11.8	16.3	11.0	11.9	18.1	12.6	11.5
50,000 to 99,999 lb	31.6	30.1	44.5	25.8	39.4	36.9	S	—	—	—
100,000 lb or more	S	S	S	29.9	S	S	S	—	—	—
<b>SCTG 09, Tobacco products</b>	<b>8.9</b>	<b>12.4</b>	<b>20.3</b>	<b>17.0</b>	<b>9.2</b>	<b>12.4</b>	<b>15.2</b>	<b>28.3</b>	<b>28.3</b>	<b>28.0</b>
Less than 50 lb	10.9	12.4	16.1	20.1	12.0	14.2	15.1	26.4	23.5	22.2
50 to 99 lb	14.8	15.3	17.6	25.2	14.1	14.6	14.0	46.0	41.3	37.9
100 to 499 lb	9.5	6.9	23.7	21.1	9.4	6.7	10.3	30.4	21.3	21.2
500 to 749 lb	13.4	9.4	26.2	33.5	15.8	11.7	17.9	41.4	34.7	36.2
750 to 999 lb	20.3	15.8	35.3	31.3	28.9	30.6	40.6	37.4	38.4	39.5
1,000 to 9,999 lb	23.9	30.5	22.7	S	33.5	46.8	49.2	47.3	38.1	37.1
10,000 to 49,999 lb	32.4	35.8	S	S	45.5	35.9	40.0	S	S	S
50,000 to 99,999 lb	—	—	—	—	—	—	—	—	—	—
100,000 lb or more	S	S	S	31.6	S	S	S	—	—	—
<b>SCTG 10, Monumental or building stone</b>	<b>37.7</b>	<b>27.7</b>	<b>41.1</b>	<b>22.9</b>	<b>S</b>	<b>30.2</b>	<b>32.7</b>	<b>S</b>	<b>37.8</b>	<b>36.5</b>
Less than 50 lb	S	S	S	S	S	S	S	—	—	—
50 to 99 lb	31.4	34.3	S	45.1	S	46.0	S	S	S	S
100 to 499 lb	39.0	44.0	32.2	S	S	S	S	S	S	S
500 to 749 lb	49.3	33.4	36.3	48.3	S	S	S	S	S	S
750 to 999 lb	S	S	25.4	S	S	S	S	S	S	S
1,000 to 9,999 lb	S	S	37.5	S	S	S	S	S	S	S
10,000 to 49,999 lb	39.3	29.3	48.1	23.5	40.4	29.2	31.0	—	39.4	38.7
50,000 to 99,999 lb	S	S	S	22.3	S	S	S	41.7	S	49.1
100,000 lb or more	S	S	S	S	S	S	S	—	—	—
<b>SCTG 11, Natural sands</b>	<b>38.8</b>	<b>21.6</b>	<b>29.9</b>	<b>24.7</b>	<b>26.9</b>	<b>21.8</b>	<b>34.1</b>	<b>S</b>	<b>42.1</b>	<b>46.4</b>
Less than 50 lb	S	S	S	34.6	S	S	S	S	S	S
50 to 99 lb	S	S	S	S	S	S	S	—	—	—
100 to 499 lb	44.9	48.5	45.0	42.2	S	40.0	S	S	S	S
500 to 749 lb	39.3	38.4	47.5	S	S	S	36.7	S	S	S
750 to 999 lb	S	38.2	S	33.2	S	48.6	46.2	S	S	S
1,000 to 9,999 lb	49.9	21.8	S	30.4	29.5	18.2	28.9	S	S	S
10,000 to 49,999 lb	S	22.1	35.4	24.2	42.9	25.1	30.6	S	S	S
50,000 to 99,999 lb	32.9	37.8	40.7	22.2	39.3	40.8	S	29.2	30.1	30.9
100,000 lb or more	25.0	27.3	33.5	S	29.7	34.1	28.6	S	S	S
<b>SCTG 12, Gravel and crushed stone</b>	<b>5.7</b>	<b>4.7</b>	<b>17.2</b>	<b>9.6</b>	<b>5.3</b>	<b>3.6</b>	<b>13.1</b>	<b>22.4</b>	<b>33.8</b>	<b>32.5</b>
Less than 50 lb	S	S	S	S	S	S	S	—	—	—
50 to 99 lb	S	S	S	27.6	S	S	S	—	—	—
100 to 499 lb	S	34.8	S	S	S	36.4	S	S	S	S
500 to 749 lb	S	38.8	S	34.9	S	39.0	S	S	S	S
750 to 999 lb	28.7	29.9	S	S	31.5	33.9	S	S	S	S
1,000 to 9,999 lb	14.0	15.3	39.2	16.1	14.6	13.9	17.3	S	S	S
10,000 to 49,999 lb	10.0	12.7	26.6	10.4	7.9	10.7	23.3	34.3	S	49.4
50,000 to 99,999 lb	9.7	10.3	12.8	5.9	9.8	10.5	11.8	24.3	28.3	29.1
100,000 lb or more	24.8	22.9	20.9	46.4	28.5	24.0	25.4	37.0	46.8	39.2
<b>SCTG 13, Nonmetallic minerals n.e.c.</b>	<b>17.0</b>	<b>18.8</b>	<b>18.8</b>	<b>19.3</b>	<b>19.5</b>	<b>25.4</b>	<b>44.2</b>	<b>22.2</b>	<b>36.9</b>	<b>35.0</b>
Less than 50 lb	36.8	32.4	36.4	S	S	33.0	32.7	S	S	S
50 to 99 lb	S	48.4	48.6	S	S	S	S	S	S	S
100 to 499 lb	29.1	26.3	42.2	22.9	17.8	35.0	41.7	S	45.6	45.3
500 to 749 lb	S	S	32.2	S	S	S	S	S	S	S
750 to 999 lb	46.0	S	S	S	S	S	S	S	S	S
1,000 to 9,999 lb	29.8	16.8	22.5	23.6	21.4	21.7	14.3	30.9	27.7	28.8
10,000 to 49,999 lb	24.5	20.8	20.3	22.9	29.1	26.2	39.8	23.9	24.1	28.9
50,000 to 99,999 lb	32.7	25.4	33.6	22.3	42.8	29.1	37.5	41.3	49.9	S
100,000 lb or more	32.4	43.9	28.4	S	S	S	S	S	S	S

See footnotes at end of table.

**Table B-10. Coefficients of Variation for Shipment Characteristics by Two-Digit Commodity and Shipment Size by Distance Shipped for the Region: 1997—Con.**

[For explanation of terms and meaning of abbreviations and symbols, see introductory text]

SCTG code, description, shipment size, and distance shipped	Total, all mileages				Less than 50 miles			50 to 99 miles		
	Value	Tons	Ton-miles	Average miles per shipment	Value	Tons	Ton-miles	Value	Tons	Ton-miles
<b>SCTG 14, Metallic ores and concentrates</b> .....	<b>25.9</b>	<b>19.9</b>	<b>S</b>	<b>18.6</b>	<b>21.5</b>	<b>32.3</b>	<b>22.7</b>	<b>37.7</b>	<b>S</b>	<b>S</b>
Less than 50 lb .....	S	S	S	40.1	S	S	S	S	S	S
50 to 99 lb .....	S	S	S	25.7	S	S	S	S	S	S
100 to 499 lb .....	S	S	S	27.2	S	S	S	S	S	S
500 to 749 lb .....	43.3	47.1	S	33.5	S	S	S	S	S	S
750 to 999 lb .....	S	S	S	26.7	S	S	S	S	S	S
1,000 to 9,999 lb .....	S	36.2	S	33.7	43.8	S	43.7	49.7	S	S
10,000 to 49,999 lb .....	31.2	18.7	S	23.4	46.8	42.7	39.4	49.3	34.1	34.0
50,000 to 99,999 lb .....	20.6	32.0	S	S	33.5	42.2	33.2	S	S	S
100,000 lb or more .....	37.3	35.1	37.8	30.0	46.7	41.4	44.0	—	—	—
<b>SCTG 15, Coal</b> .....	<b>17.0</b>	<b>13.1</b>	<b>22.2</b>	<b>24.5</b>	<b>26.0</b>	<b>17.0</b>	<b>15.0</b>	<b>12.4</b>	<b>16.3</b>	<b>17.3</b>
Less than 50 lb .....	S	S	S	31.6	—	—	—	—	—	—
50 to 99 lb .....	S	S	S	31.6	—	—	—	—	—	—
100 to 499 lb .....	S	S	S	31.8	S	S	S	—	—	—
500 to 749 lb .....	S	47.9	S	39.6	47.1	49.1	S	S	S	S
750 to 999 lb .....	49.3	48.7	S	28.6	49.3	48.7	S	—	—	—
1,000 to 9,999 lb .....	40.9	23.0	28.6	18.0	39.7	21.6	19.2	S	S	S
10,000 to 49,999 lb .....	38.2	19.2	21.2	22.4	46.5	21.8	19.3	23.3	18.5	17.2
50,000 to 99,999 lb .....	35.8	33.6	21.3	S	38.2	37.0	33.2	S	48.8	38.9
100,000 lb or more .....	18.6	17.0	24.3	S	27.5	27.2	21.2	21.1	23.6	22.7
<b>SCTG 17, Gasoline and aviation turbine fuel</b> .....	<b>9.2</b>	<b>10.5</b>	<b>S</b>	<b>12.1</b>	<b>8.9</b>	<b>10.3</b>	<b>10.0</b>	<b>17.8</b>	<b>17.7</b>	<b>18.5</b>
Less than 50 lb .....	S	S	S	29.1	S	S	S	—	—	—
50 to 99 lb .....	S	S	S	45.6	S	S	S	S	S	S
100 to 499 lb .....	S	S	30.5	S	S	S	40.7	S	S	S
500 to 749 lb .....	S	S	S	S	S	S	S	48.2	42.6	43.2
750 to 999 lb .....	40.4	32.4	28.2	25.6	45.2	33.6	30.1	S	S	S
1,000 to 9,999 lb .....	15.9	20.8	17.3	23.7	19.6	25.3	21.9	25.3	33.3	34.2
10,000 to 49,999 lb .....	10.4	8.9	14.0	10.7	11.4	9.9	9.2	15.0	17.4	19.5
50,000 to 99,999 lb .....	9.9	8.7	9.9	11.8	10.5	9.2	13.7	26.7	24.9	22.0
100,000 lb or more .....	23.9	24.9	S	S	21.0	23.5	S	S	S	S
<b>SCTG 18, Fuel oils</b> .....	<b>13.6</b>	<b>13.9</b>	<b>18.8</b>	<b>18.7</b>	<b>15.7</b>	<b>15.6</b>	<b>10.3</b>	<b>23.8</b>	<b>26.2</b>	<b>30.2</b>
Less than 50 lb .....	S	50.0	S	S	S	S	S	S	S	S
50 to 99 lb .....	S	S	S	21.2	S	S	S	S	S	S
100 to 499 lb .....	S	42.3	S	14.7	S	42.9	S	38.1	31.9	36.6
500 to 749 lb .....	26.6	23.7	27.6	22.1	27.2	24.1	30.5	32.3	37.6	40.8
750 to 999 lb .....	29.6	29.8	32.2	15.4	30.3	30.2	34.8	33.9	S	S
1,000 to 9,999 lb .....	19.1	20.5	17.1	12.3	21.8	21.7	23.0	21.0	33.4	37.2
10,000 to 49,999 lb .....	17.3	18.6	38.6	24.9	16.9	17.4	16.5	46.1	49.8	S
50,000 to 99,999 lb .....	7.9	9.2	14.8	20.6	12.8	15.1	18.2	22.0	27.9	28.0
100,000 lb or more .....	31.9	36.5	44.1	29.4	29.5	30.7	S	S	S	S
<b>SCTG 19, Coal and petroleum products, n.e.c.</b> .....	<b>11.8</b>	<b>15.8</b>	<b>12.5</b>	<b>25.0</b>	<b>18.2</b>	<b>18.6</b>	<b>22.3</b>	<b>18.8</b>	<b>23.1</b>	<b>24.2</b>
Less than 50 lb .....	17.4	17.2	22.0	21.5	18.2	17.9	21.0	32.4	25.9	27.9
50 to 99 lb .....	S	21.8	S	35.1	19.2	17.3	17.3	46.3	39.7	40.5
100 to 499 lb .....	14.6	22.3	19.7	21.5	17.3	24.7	21.3	31.6	25.1	27.2
500 to 749 lb .....	20.8	16.1	24.6	28.3	13.6	18.1	22.8	43.9	27.0	27.2
750 to 999 lb .....	18.8	19.8	19.3	25.8	20.9	20.7	19.7	S	S	S
1,000 to 9,999 lb .....	16.3	10.4	17.1	13.5	15.4	11.6	11.5	29.7	29.0	28.6
10,000 to 49,999 lb .....	20.1	21.0	16.9	32.6	26.6	22.9	26.5	27.9	27.2	27.3
50,000 to 99,999 lb .....	21.0	28.9	24.0	30.8	23.6	31.8	29.0	38.8	40.8	38.9
100,000 lb or more .....	35.0	32.3	19.6	27.3	46.7	40.0	41.2	S	S	S
<b>SCTG 20, Basic chemicals</b> .....	<b>13.0</b>	<b>15.6</b>	<b>16.2</b>	<b>16.6</b>	<b>17.2</b>	<b>20.5</b>	<b>27.0</b>	<b>18.1</b>	<b>21.9</b>	<b>24.8</b>
Less than 50 lb .....	20.3	35.3	28.2	23.9	34.4	44.2	47.7	35.7	40.7	43.8
50 to 99 lb .....	35.8	29.9	28.1	S	S	37.6	S	37.5	30.7	28.1
100 to 499 lb .....	30.1	22.2	24.5	22.9	40.3	27.4	30.4	19.2	19.3	22.0
500 to 749 lb .....	15.4	27.2	17.4	27.1	16.8	33.5	32.7	27.5	27.4	27.0
750 to 999 lb .....	19.1	25.7	25.6	25.0	23.7	30.6	40.9	39.4	32.4	36.1
1,000 to 9,999 lb .....	23.1	24.8	18.3	22.2	20.7	35.1	26.9	16.3	18.4	18.3
10,000 to 49,999 lb .....	13.6	20.5	16.4	17.1	17.7	26.6	32.8	25.6	23.6	22.9
50,000 to 99,999 lb .....	19.5	44.9	27.8	S	33.7	S	48.0	S	41.7	41.6
100,000 lb or more .....	25.4	27.7	32.8	19.4	S	44.1	S	S	S	S
<b>SCTG 21, Pharmaceutical products</b> .....	<b>8.3</b>	<b>19.2</b>	<b>9.4</b>	<b>8.7</b>	<b>9.1</b>	<b>S</b>	<b>32.3</b>	<b>15.2</b>	<b>17.7</b>	<b>24.3</b>
Less than 50 lb .....	15.1	13.3	20.0	8.8	10.5	20.8	24.0	16.0	15.1	17.7
50 to 99 lb .....	20.5	31.5	32.3	26.3	22.9	23.8	20.4	36.0	44.2	47.5
100 to 499 lb .....	13.5	16.4	15.8	13.9	15.9	13.7	16.4	38.8	40.4	S
500 to 749 lb .....	23.0	14.1	28.3	20.0	34.3	26.4	25.1	40.3	25.7	28.3
750 to 999 lb .....	49.9	21.4	25.3	13.8	45.8	31.2	38.2	S	S	S
1,000 to 9,999 lb .....	17.6	22.0	31.3	6.6	22.1	25.7	26.9	24.3	23.2	19.4
10,000 to 49,999 lb .....	20.2	45.3	16.6	22.1	25.7	S	S	41.1	34.6	31.4
50,000 to 99,999 lb .....	S	S	S	31.3	S	S	S	—	—	—
100,000 lb or more .....	S	S	S	28.6	S	S	S	S	S	S

See footnotes at end of table.

**Table B–10. Coefficients of Variation for Shipment Characteristics by Two-Digit Commodity and Shipment Size by Distance Shipped for the Region: 1997—Con.**

[For explanation of terms and meaning of abbreviations and symbols, see introductory text]

SCTG code, description, shipment size, and distance shipped	Total, all mileages				Less than 50 miles			50 to 99 miles		
	Value	Tons	Ton-miles	Average miles per shipment	Value	Tons	Ton-miles	Value	Tons	Ton-miles
<b>SCTG 22, Fertilizers . . . . .</b>	<b>30.8</b>	<b>37.2</b>	<b>43.2</b>	<b>19.3</b>	<b>36.6</b>	<b>46.1</b>	<b>S</b>	<b>48.8</b>	<b>S</b>	<b>S</b>
Less than 50 lb . . . . .	S	46.4	S	31.1	S	35.6	S	S	S	S
50 to 99 lb . . . . .	36.2	S	S	S	49.4	S	S	S	S	S
100 to 499 lb . . . . .	19.4	24.5	S	37.6	22.5	28.6	28.7	42.2	38.5	35.4
500 to 749 lb . . . . .	43.2	42.8	44.1	44.0	S	S	S	42.2	41.7	43.7
750 to 999 lb . . . . .	42.1	45.3	S	24.9	43.3	34.7	S	S	S	S
1,000 to 9,999 lb . . . . .	35.1	37.4	36.3	34.7	44.5	S	38.6	S	S	S
10,000 to 49,999 lb . . . . .	41.3	46.9	S	39.9	S	S	S	S	S	S
50,000 to 99,999 lb . . . . .	45.3	39.7	S	28.9	S	S	S	S	S	S
100,000 lb or more . . . . .	S	S	S	31.9	S	S	S	—	—	—
<b>SCTG 23, Chemical products and preparations, n.e.c. . . . .</b>	<b>19.1</b>	<b>8.6</b>	<b>12.4</b>	<b>10.6</b>	<b>10.1</b>	<b>9.7</b>	<b>9.1</b>	<b>12.8</b>	<b>17.3</b>	<b>14.5</b>
Less than 50 lb . . . . .	13.1	8.0	13.8	12.0	12.8	15.1	13.9	24.0	21.8	21.8
50 to 99 lb . . . . .	22.7	14.5	16.2	20.2	35.1	29.5	20.4	28.2	23.9	27.0
100 to 499 lb . . . . .	30.3	10.1	13.6	13.5	16.1	16.7	15.3	31.8	12.4	12.6
500 to 749 lb . . . . .	32.5	14.7	13.2	14.6	46.2	30.2	21.9	17.9	17.4	16.8
750 to 999 lb . . . . .	24.7	13.5	15.2	10.4	26.5	16.5	24.1	23.8	18.3	19.8
1,000 to 9,999 lb . . . . .	30.7	9.6	15.5	10.1	21.0	13.9	14.6	32.7	15.7	14.9
10,000 to 49,999 lb . . . . .	8.5	10.2	12.2	5.3	12.1	9.9	9.9	22.7	24.9	21.6
50,000 to 99,999 lb . . . . .	41.6	31.9	30.6	30.9	S	S	S	S	S	S
100,000 lb or more . . . . .	40.1	29.8	29.4	19.7	S	S	S	S	46.7	47.8
<b>SCTG 24, Plastics and rubber . . . . .</b>	<b>3.2</b>	<b>20.7</b>	<b>13.7</b>	<b>6.5</b>	<b>9.2</b>	<b>29.2</b>	<b>35.5</b>	<b>7.7</b>	<b>33.6</b>	<b>31.9</b>
Less than 50 lb . . . . .	10.0	7.9	11.1	7.7	12.1	10.2	11.2	17.0	15.6	15.4
50 to 99 lb . . . . .	7.7	10.0	19.7	13.5	15.1	13.6	14.0	11.5	22.7	22.5
100 to 499 lb . . . . .	6.4	8.9	14.5	10.6	14.2	12.3	10.0	11.8	16.7	17.2
500 to 749 lb . . . . .	6.5	8.4	10.9	12.8	12.0	14.4	15.7	18.6	11.5	10.6
750 to 999 lb . . . . .	7.2	9.7	8.6	11.3	18.8	19.1	17.8	16.7	16.8	18.7
1,000 to 9,999 lb . . . . .	8.9	11.0	11.4	4.6	18.6	19.8	22.5	14.8	11.7	10.9
10,000 to 49,999 lb . . . . .	5.5	10.2	13.3	6.4	14.3	17.6	20.0	11.6	14.0	13.2
50,000 to 99,999 lb . . . . .	38.4	36.9	28.0	30.6	S	46.5	46.3	49.5	S	S
100,000 lb or more . . . . .	33.6	40.7	34.3	S	S	S	S	S	44.6	44.2
<b>SCTG 25, Logs and other wood in the rough . . . . .</b>	<b>37.4</b>	<b>43.4</b>	<b>S</b>	<b>28.6</b>	<b>43.2</b>	<b>S</b>	<b>30.4</b>	<b>S</b>	<b>S</b>	<b>S</b>
Less than 50 lb . . . . .	S	46.7	S	38.3	S	S	S	S	S	S
50 to 99 lb . . . . .	S	S	S	26.0	S	S	S	S	S	S
100 to 499 lb . . . . .	S	S	S	S	S	S	45.0	S	S	S
500 to 749 lb . . . . .	50.0	S	46.8	27.2	S	S	45.0	S	S	S
750 to 999 lb . . . . .	45.1	S	S	40.8	S	S	S	S	S	S
1,000 to 9,999 lb . . . . .	S	33.6	45.5	27.6	39.2	37.5	45.4	45.4	39.2	37.1
10,000 to 49,999 lb . . . . .	31.5	42.0	34.7	39.5	33.7	40.1	48.2	S	S	S
50,000 to 99,999 lb . . . . .	S	49.7	S	28.7	S	S	37.4	S	S	S
100,000 lb or more . . . . .	25.8	47.1	S	23.4	S	S	S	S	S	S
<b>SCTG 26, Wood products . . . . .</b>	<b>3.9</b>	<b>20.5</b>	<b>15.6</b>	<b>13.1</b>	<b>6.7</b>	<b>30.5</b>	<b>24.8</b>	<b>5.0</b>	<b>6.7</b>	<b>6.4</b>
Less than 50 lb . . . . .	32.0	22.0	41.7	15.2	13.3	15.2	15.4	26.8	22.4	22.6
50 to 99 lb . . . . .	18.1	15.1	28.0	32.3	22.2	20.2	26.1	18.3	16.3	17.1
100 to 499 lb . . . . .	14.2	7.5	18.6	17.4	15.9	9.0	8.0	14.2	13.0	13.9
500 to 749 lb . . . . .	14.8	9.8	16.2	19.2	20.2	13.2	16.4	23.9	20.3	21.1
750 to 999 lb . . . . .	13.6	9.1	16.5	17.4	21.4	15.3	13.6	14.6	16.4	14.7
1,000 to 9,999 lb . . . . .	11.6	9.1	4.2	9.5	14.5	11.0	9.9	15.0	11.6	11.6
10,000 to 49,999 lb . . . . .	4.5	30.6	11.6	13.5	7.4	47.9	40.6	7.6	8.2	8.3
50,000 to 99,999 lb . . . . .	9.1	35.9	10.7	33.9	21.0	S	27.3	12.7	17.1	18.9
100,000 lb or more . . . . .	21.5	25.4	33.4	19.7	41.1	26.3	31.6	47.8	S	S
<b>SCTG 27, Pulp, newsprint, paper, and paperboard . . . . .</b>	<b>7.8</b>	<b>10.1</b>	<b>8.2</b>	<b>24.4</b>	<b>9.7</b>	<b>19.7</b>	<b>22.0</b>	<b>13.2</b>	<b>9.8</b>	<b>9.9</b>
Less than 50 lb . . . . .	26.2	36.9	26.5	S	23.8	43.1	38.6	37.1	26.0	26.7
50 to 99 lb . . . . .	16.8	14.2	19.1	24.8	19.5	14.1	15.7	S	S	S
100 to 499 lb . . . . .	8.7	7.1	12.5	11.2	11.7	9.3	10.2	23.9	23.2	23.6
500 to 749 lb . . . . .	18.7	11.3	11.5	13.2	18.1	12.0	13.0	19.8	19.3	22.7
750 to 999 lb . . . . .	16.6	18.8	31.7	30.9	21.6	21.9	15.8	27.2	37.6	35.1
1,000 to 9,999 lb . . . . .	10.2	10.3	13.7	14.1	9.4	11.9	12.0	18.9	17.1	17.1
10,000 to 49,999 lb . . . . .	11.1	11.6	8.1	6.9	20.7	24.7	27.2	18.6	13.3	12.5
50,000 to 99,999 lb . . . . .	24.3	48.2	20.2	S	S	S	S	S	S	S
100,000 lb or more . . . . .	8.2	8.9	17.7	9.0	37.5	31.0	35.6	42.7	38.5	37.8
<b>SCTG 28, Paper or paperboard articles . . . . .</b>	<b>6.4</b>	<b>6.5</b>	<b>15.3</b>	<b>8.8</b>	<b>3.8</b>	<b>7.3</b>	<b>8.7</b>	<b>9.7</b>	<b>10.9</b>	<b>11.7</b>
Less than 50 lb . . . . .	10.2	14.7	17.5	12.5	15.0	18.3	18.5	19.9	23.3	24.2
50 to 99 lb . . . . .	14.7	15.2	16.5	21.8	21.3	19.4	16.1	24.0	30.2	27.2
100 to 499 lb . . . . .	6.2	8.1	11.0	11.2	9.3	11.8	9.9	14.3	11.4	10.5
500 to 749 lb . . . . .	10.9	13.2	14.4	13.4	13.2	17.2	18.7	18.8	14.3	13.3
750 to 999 lb . . . . .	14.9	14.0	12.4	12.8	16.0	17.3	19.5	16.5	12.5	13.1
1,000 to 9,999 lb . . . . .	6.1	6.1	34.4	23.1	6.8	8.8	8.0	14.6	16.6	19.1
10,000 to 49,999 lb . . . . .	11.5	10.6	16.9	8.8	16.0	16.2	15.6	17.7	10.0	10.3
50,000 to 99,999 lb . . . . .	30.7	34.0	42.3	47.3	39.5	38.9	44.4	S	S	S
100,000 lb or more . . . . .	S	42.4	S	40.4	S	S	S	S	S	S

See footnotes at end of table.

**Table B–10. Coefficients of Variation for Shipment Characteristics by Two-Digit Commodity and Shipment Size by Distance Shipped for the Region: 1997—Con.**

[For explanation of terms and meaning of abbreviations and symbols, see introductory text]

SCTG code, description, shipment size, and distance shipped	Total, all mileages				Less than 50 miles			50 to 99 miles		
	Value	Tons	Ton-miles	Average miles per shipment	Value	Tons	Ton-miles	Value	Tons	Ton-miles
<b>SCTG 29, Printed products .</b>	<b>32.3</b>	<b>10.5</b>	<b>20.6</b>	<b>14.3</b>	<b>10.5</b>	<b>12.3</b>	<b>19.8</b>	<b>42.8</b>	<b>16.4</b>	<b>18.3</b>
Less than 50 lb . . . . .	17.9	17.9	18.6	15.2	16.3	20.9	28.2	19.9	19.1	20.9
50 to 99 lb . . . . .	23.5	15.2	37.8	16.6	15.3	11.6	14.6	33.7	30.0	34.8
100 to 499 lb . . . . .	41.2	17.7	S	21.5	20.6	5.5	11.1	S	S	S
500 to 749 lb . . . . .	29.0	22.1	S	21.4	25.4	16.7	18.0	38.0	19.8	19.6
750 to 999 lb . . . . .	S	37.0	S	27.6	S	25.3	17.1	44.0	28.7	33.3
1,000 to 9,999 lb . . . . .	S	16.8	28.1	14.1	18.3	10.5	14.1	49.4	28.3	33.2
10,000 to 49,999 lb . . . . .	10.0	8.1	23.9	20.4	16.9	16.9	15.8	36.0	19.6	19.6
50,000 to 99,999 lb . . . . .	S	S	S	S	S	S	S	S	S	S
100,000 lb or more . . . . .	S	46.7	36.2	32.0	S	S	S	S	S	S
<b>SCTG 30, Textiles, leather, and articles of textiles or leather . . . . .</b>	<b>9.6</b>	<b>10.0</b>	<b>10.9</b>	<b>5.4</b>	<b>8.3</b>	<b>10.1</b>	<b>7.9</b>	<b>15.5</b>	<b>15.2</b>	<b>13.4</b>
Less than 50 lb . . . . .	10.2	14.2	15.4	6.3	9.9	13.8	15.0	11.7	12.4	12.4
50 to 99 lb . . . . .	22.4	24.4	32.2	5.9	11.4	15.7	13.2	43.5	30.5	25.6
100 to 499 lb . . . . .	18.8	19.3	26.7	5.3	10.3	17.8	12.3	23.8	19.6	21.9
500 to 749 lb . . . . .	9.7	15.3	13.9	14.9	19.2	34.6	26.7	34.5	24.2	24.2
750 to 999 lb . . . . .	17.7	12.6	14.6	9.6	28.2	24.6	24.4	26.0	25.4	26.3
1,000 to 9,999 lb . . . . .	11.6	12.3	15.8	4.9	13.4	8.4	8.8	29.0	30.3	26.0
10,000 to 49,999 lb . . . . .	9.6	14.0	12.8	7.2	22.5	23.6	16.5	12.5	14.6	16.8
50,000 to 99,999 lb . . . . .	39.2	S	S	31.8	S	S	S	—	—	—
100,000 lb or more . . . . .	38.0	39.2	46.9	33.6	S	S	S	S	S	S
<b>SCTG 31, Nonmetallic mineral products . . . . .</b>	<b>3.8</b>	<b>18.7</b>	<b>6.1</b>	<b>20.2</b>	<b>10.8</b>	<b>24.2</b>	<b>18.9</b>	<b>8.4</b>	<b>9.6</b>	<b>9.2</b>
Less than 50 lb . . . . .	21.1	10.9	32.4	16.8	20.8	14.6	16.6	S	35.5	36.7
50 to 99 lb . . . . .	12.1	11.3	17.5	15.2	21.7	15.5	18.4	26.1	24.7	25.6
100 to 499 lb . . . . .	9.9	12.1	20.8	20.7	14.7	18.5	16.1	24.0	21.4	21.4
500 to 749 lb . . . . .	10.0	14.2	13.2	26.0	15.5	21.6	18.4	S	29.3	28.3
750 to 999 lb . . . . .	17.9	19.2	41.3	19.1	28.4	24.3	24.1	33.5	49.8	44.0
1,000 to 9,999 lb . . . . .	10.7	7.1	9.4	11.8	21.6	9.6	8.6	18.6	18.6	20.4
10,000 to 49,999 lb . . . . .	5.0	14.0	6.0	12.8	15.4	19.4	25.4	11.8	15.8	14.8
50,000 to 99,999 lb . . . . .	11.2	23.0	13.4	7.5	17.0	34.8	19.0	15.4	11.7	11.4
100,000 lb or more . . . . .	43.2	S	28.0	S	S	S	S	S	48.8	44.2
<b>SCTG 32, Base metal in primary or semifinished forms and in finished basic shapes . . . . .</b>	<b>14.0</b>	<b>15.0</b>	<b>19.6</b>	<b>10.8</b>	<b>6.9</b>	<b>24.5</b>	<b>11.2</b>	<b>9.7</b>	<b>8.6</b>	<b>9.0</b>
Less than 50 lb . . . . .	21.6	14.1	38.4	15.7	10.9	10.4	15.9	46.3	29.0	26.9
50 to 99 lb . . . . .	12.9	10.6	11.4	11.0	15.1	14.2	13.6	39.0	25.3	24.2
100 to 499 lb . . . . .	10.5	11.8	14.7	14.8	15.4	16.8	15.7	18.3	14.4	14.4
500 to 749 lb . . . . .	11.5	8.6	13.2	18.7	19.5	12.9	15.5	17.5	12.7	14.6
750 to 999 lb . . . . .	14.5	12.5	S	35.7	30.2	18.7	13.0	20.1	16.0	15.2
1,000 to 9,999 lb . . . . .	8.0	5.7	6.5	9.2	11.4	13.3	13.4	13.3	10.2	10.0
10,000 to 49,999 lb . . . . .	19.7	14.0	7.6	6.9	16.8	41.4	13.3	12.1	9.6	10.1
50,000 to 99,999 lb . . . . .	19.6	17.2	19.5	21.2	16.3	32.3	17.5	20.2	20.6	20.5
100,000 lb or more . . . . .	29.3	33.8	45.6	9.5	39.0	32.2	43.6	37.2	37.8	39.9
<b>SCTG 33, Articles of base metal . . . . .</b>	<b>5.4</b>	<b>10.0</b>	<b>10.8</b>	<b>16.8</b>	<b>5.2</b>	<b>13.1</b>	<b>15.8</b>	<b>10.1</b>	<b>20.7</b>	<b>19.6</b>
Less than 50 lb . . . . .	8.0	9.2	35.2	18.9	9.9	6.0	8.2	16.1	15.1	14.7
50 to 99 lb . . . . .	8.5	5.9	13.8	18.4	12.8	11.7	13.6	19.4	15.4	14.7
100 to 499 lb . . . . .	5.3	4.0	7.5	8.4	8.8	6.5	8.8	13.9	14.8	15.4
500 to 749 lb . . . . .	10.5	7.6	8.5	11.7	20.6	15.5	10.3	22.4	15.9	15.9
750 to 999 lb . . . . .	7.7	7.5	11.5	10.7	18.7	14.0	17.2	18.7	19.6	19.7
1,000 to 9,999 lb . . . . .	9.2	10.2	9.7	7.3	12.9	11.1	13.6	11.5	10.5	12.6
10,000 to 49,999 lb . . . . .	11.1	12.9	10.0	11.2	16.6	22.8	23.5	23.9	25.5	25.4
50,000 to 99,999 lb . . . . .	31.1	19.3	34.5	30.1	29.8	30.5	40.1	S	S	S
100,000 lb or more . . . . .	47.8	43.2	44.8	S	S	S	S	S	S	S
<b>SCTG 34, Machinery . . . . .</b>	<b>4.8</b>	<b>6.7</b>	<b>9.5</b>	<b>11.3</b>	<b>6.5</b>	<b>12.4</b>	<b>13.2</b>	<b>8.7</b>	<b>7.6</b>	<b>7.8</b>
Less than 50 lb . . . . .	6.7	8.9	8.5	14.5	8.2	13.7	16.8	12.4	12.8	12.8
50 to 99 lb . . . . .	7.2	16.7	10.6	14.4	16.7	28.8	36.7	13.4	15.7	16.8
100 to 499 lb . . . . .	7.2	7.6	9.3	6.5	5.5	8.3	10.9	15.2	16.4	15.6
500 to 749 lb . . . . .	20.4	13.5	21.0	11.0	16.9	13.6	10.8	25.4	18.3	20.3
750 to 999 lb . . . . .	20.9	13.9	14.4	12.3	24.7	16.9	21.9	33.1	32.9	32.7
1,000 to 9,999 lb . . . . .	6.3	5.6	8.3	3.9	11.6	10.7	11.1	10.5	10.8	10.1
10,000 to 49,999 lb . . . . .	10.3	11.2	12.8	11.0	14.8	32.2	26.5	22.8	17.5	16.9
50,000 to 99,999 lb . . . . .	25.5	23.7	27.8	30.1	30.1	32.1	44.4	32.4	40.0	39.6
100,000 lb or more . . . . .	26.8	39.9	41.5	S	S	S	S	46.6	S	S
<b>SCTG 35, Electronic and other electrical equipment and components and office equipment . . . . .</b>	<b>5.7</b>	<b>5.4</b>	<b>4.5</b>	<b>8.8</b>	<b>9.4</b>	<b>7.4</b>	<b>7.6</b>	<b>26.7</b>	<b>12.1</b>	<b>12.4</b>
Less than 50 lb . . . . .	9.8	8.1	10.7	9.8	8.9	8.6	10.4	48.9	11.2	11.2
50 to 99 lb . . . . .	13.2	11.8	14.4	6.6	14.1	12.1	14.4	13.8	17.8	15.9
100 to 499 lb . . . . .	7.3	8.2	6.8	4.6	16.8	9.3	11.6	22.8	11.5	12.5
500 to 749 lb . . . . .	15.5	12.3	9.0	11.4	29.9	24.8	29.0	25.1	18.5	18.9
750 to 999 lb . . . . .	15.7	10.7	12.4	11.2	28.1	21.0	22.2	47.1	20.2	20.9
1,000 to 9,999 lb . . . . .	7.8	9.3	10.3	5.0	15.5	8.1	11.8	23.6	20.3	21.5
10,000 to 49,999 lb . . . . .	18.6	7.4	6.7	7.2	30.8	28.0	38.0	19.0	27.4	27.4
50,000 to 99,999 lb . . . . .	S	28.5	S	31.2	S	S	S	S	S	S
100,000 lb or more . . . . .	S	S	S	33.9	S	S	S	—	—	—

See footnotes at end of table.

**Table B–10. Coefficients of Variation for Shipment Characteristics by Two-Digit Commodity and Shipment Size by Distance Shipped for the Region: 1997—Con.**

[For explanation of terms and meaning of abbreviations and symbols, see introductory text]

SCTG code, description, shipment size, and distance shipped	Total, all mileages				Less than 50 miles			50 to 99 miles		
	Value	Tons	Ton-miles	Average miles per shipment	Value	Tons	Ton-miles	Value	Tons	Ton-miles
<b>SCTG 36, Motorized and other vehicles (including parts) .....</b>	<b>6.4</b>	<b>5.8</b>	<b>8.6</b>	<b>11.4</b>	<b>11.8</b>	<b>11.1</b>	<b>15.5</b>	<b>12.5</b>	<b>10.4</b>	<b>10.3</b>
Less than 50 lb .....	11.8	7.7	25.3	13.2	14.0	11.0	7.6	24.7	8.6	8.3
50 to 99 lb .....	14.4	17.5	19.4	13.7	21.4	23.9	33.6	27.1	15.7	16.6
100 to 499 lb .....	17.5	9.6	28.6	16.1	19.1	7.8	10.2	26.0	19.3	17.8
500 to 749 lb .....	17.0	13.4	15.8	11.1	36.2	20.4	21.1	39.4	34.5	35.0
750 to 999 lb .....	22.5	15.2	41.3	25.2	34.7	21.2	28.7	31.9	24.8	28.4
1,000 to 9,999 lb .....	8.0	10.8	8.2	8.5	19.8	22.3	34.6	15.5	16.6	17.0
10,000 to 49,999 lb .....	12.2	14.8	15.8	6.4	24.2	41.7	36.4	31.9	21.0	21.6
50,000 to 99,999 lb .....	27.0	28.6	24.3	18.8	34.5	S	S	S	S	S
100,000 lb or more .....	S	31.7	41.9	20.4	S	S	S	S	S	S
<b>SCTG 37, Transportation equipment, n.e.c. ....</b>	<b>8.5</b>	<b>19.3</b>	<b>38.4</b>	<b>14.6</b>	<b>12.1</b>	<b>16.6</b>	<b>17.8</b>	<b>22.4</b>	<b>24.0</b>	<b>24.2</b>
Less than 50 lb .....	15.0	18.1	37.5	16.2	28.0	27.5	33.3	33.3	39.3	39.0
50 to 99 lb .....	44.1	37.3	34.1	17.0	S	46.5	S	41.9	S	S
100 to 499 lb .....	11.0	22.3	24.9	10.9	37.6	43.4	S	37.9	34.3	34.5
500 to 749 lb .....	39.8	23.4	24.2	13.9	S	S	S	39.8	S	S
750 to 999 lb .....	48.2	22.7	30.0	16.5	S	44.0	49.6	S	S	S
1,000 to 9,999 lb .....	21.5	27.3	39.1	11.0	32.1	32.3	49.7	49.9	47.3	47.3
10,000 to 49,999 lb .....	14.2	28.2	S	20.5	30.8	26.9	25.4	S	25.5	27.1
50,000 to 99,999 lb .....	29.9	35.9	42.8	21.8	S	S	S	S	S	S
100,000 lb or more .....	6.5	40.3	39.6	21.7	.1	13.0	S	—	—	—
<b>SCTG 38, Precision instruments and apparatus .....</b>	<b>8.4</b>	<b>13.0</b>	<b>13.1</b>	<b>6.7</b>	<b>11.6</b>	<b>18.9</b>	<b>23.9</b>	<b>16.2</b>	<b>24.6</b>	<b>24.7</b>
Less than 50 lb .....	10.5	11.7	9.2	7.3	12.3	28.3	30.7	16.0	29.5	31.8
50 to 99 lb .....	18.5	12.1	12.9	4.3	26.8	17.5	24.0	23.8	26.4	26.8
100 to 499 lb .....	9.9	18.9	31.0	11.1	20.1	23.4	21.9	30.0	19.3	20.7
500 to 749 lb .....	20.7	24.3	26.0	13.2	35.2	23.4	35.4	S	S	S
750 to 999 lb .....	26.5	24.3	20.1	26.0	S	49.6	S	29.2	S	S
1,000 to 9,999 lb .....	11.6	15.4	29.6	18.9	29.3	42.8	S	27.1	29.8	30.5
10,000 to 49,999 lb .....	36.1	28.6	32.9	18.9	47.6	S	S	46.1	39.3	39.5
50,000 to 99,999 lb .....	—	—	—	—	—	—	—	—	—	—
100,000 lb or more .....	—	—	—	—	—	—	—	—	—	—
<b>SCTG 39, Furniture, mattresses and mattress supports, lamps, lighting fittings, and illuminated signs .....</b>	<b>7.7</b>	<b>10.5</b>	<b>12.9</b>	<b>11.0</b>	<b>13.0</b>	<b>13.4</b>	<b>14.6</b>	<b>15.7</b>	<b>22.0</b>	<b>22.0</b>
Less than 50 lb .....	22.0	19.7	20.1	12.3	21.9	13.9	18.8	38.6	42.8	43.2
50 to 99 lb .....	19.5	12.3	18.5	16.6	22.1	19.1	21.5	21.5	20.5	21.0
100 to 499 lb .....	12.3	13.9	13.6	12.2	21.8	21.7	24.7	18.4	23.8	23.8
500 to 749 lb .....	15.6	14.7	18.9	10.4	16.9	15.4	20.7	30.1	29.3	29.4
750 to 999 lb .....	13.4	19.7	13.2	16.2	21.4	29.5	33.2	30.7	44.8	44.6
1,000 to 9,999 lb .....	10.8	14.7	18.8	16.0	19.9	20.5	22.7	17.9	30.1	29.3
10,000 to 49,999 lb .....	13.8	13.8	14.8	12.6	34.6	25.0	34.0	28.9	28.5	25.6
50,000 to 99,999 lb .....	39.0	35.1	S	S	S	S	S	S	S	S
100,000 lb or more .....	S	S	S	29.8	S	S	S	—	—	—
<b>SCTG 40, Miscellaneous manufactured products ...</b>	<b>6.7</b>	<b>S</b>	<b>24.6</b>	<b>4.7</b>	<b>8.5</b>	<b>S</b>	<b>26.1</b>	<b>22.0</b>	<b>38.0</b>	<b>34.8</b>
Less than 50 lb .....	9.6	16.5	19.8	5.0	14.5	16.3	13.5	17.2	18.4	18.0
50 to 99 lb .....	9.1	9.7	16.1	8.7	22.1	15.6	16.1	10.7	17.8	20.0
100 to 499 lb .....	8.5	7.1	11.1	9.0	13.4	14.5	16.7	9.8	11.6	10.7
500 to 749 lb .....	9.3	8.7	8.2	5.4	10.9	13.3	12.6	31.0	16.2	18.2
750 to 999 lb .....	8.4	10.3	15.6	8.0	25.7	20.8	24.9	21.0	16.1	17.1
1,000 to 9,999 lb .....	6.7	6.9	8.7	5.8	16.2	10.9	9.4	16.4	17.0	18.4
10,000 to 49,999 lb .....	34.1	27.0	23.3	20.9	41.2	30.0	30.0	S	S	S
50,000 to 99,999 lb .....	22.6	45.0	S	48.0	39.1	S	S	49.7	39.6	44.1
100,000 lb or more .....	35.0	S	S	S	S	S	S	S	S	S
<b>SCTG 41, Waste and scrap .</b>	<b>13.6</b>	<b>19.1</b>	<b>25.8</b>	<b>16.4</b>	<b>27.2</b>	<b>25.8</b>	<b>35.8</b>	<b>23.5</b>	<b>17.0</b>	<b>19.2</b>
Less than 50 lb .....	S	S	S	33.5	S	S	S	S	S	S
50 to 99 lb .....	S	S	S	33.5	S	S	S	S	S	S
100 to 499 lb .....	S	45.7	44.1	S	S	S	S	S	S	S
500 to 749 lb .....	S	S	S	S	S	S	48.0	S	S	S
750 to 999 lb .....	43.3	S	38.9	S	S	S	37.9	S	S	S
1,000 to 9,999 lb .....	31.0	32.5	24.6	S	46.8	36.5	47.1	44.4	44.8	48.6
10,000 to 49,999 lb .....	12.9	24.3	25.9	14.0	29.3	31.2	40.4	28.9	19.2	19.2
50,000 to 99,999 lb .....	20.1	18.8	32.5	29.6	19.0	32.8	35.7	31.4	27.4	27.8
100,000 lb or more .....	23.0	24.3	41.9	17.4	27.8	29.6	38.0	23.2	31.3	31.6
<b>SCTG 43, Mixed freight .....</b>	<b>11.6</b>	<b>8.7</b>	<b>15.1</b>	<b>13.0</b>	<b>11.8</b>	<b>9.0</b>	<b>6.9</b>	<b>19.1</b>	<b>14.4</b>	<b>13.7</b>
Less than 50 lb .....	13.2	15.5	25.2	14.1	19.0	21.4	23.7	24.7	26.4	27.8
50 to 99 lb .....	12.5	14.6	25.8	21.9	12.5	24.4	27.2	26.4	20.0	21.0
100 to 499 lb .....	15.9	21.1	25.1	25.0	19.5	29.7	29.0	22.3	20.9	23.0
500 to 749 lb .....	23.5	30.4	29.5	17.4	31.3	39.9	31.3	28.7	36.7	42.6
750 to 999 lb .....	23.5	22.5	23.7	30.4	21.6	24.3	18.2	23.1	29.1	30.9
1,000 to 9,999 lb .....	9.2	10.6	14.2	10.8	14.8	17.6	14.7	10.1	15.1	15.1
10,000 to 49,999 lb .....	19.9	13.1	20.2	13.4	20.0	13.5	10.4	30.6	20.2	19.0
50,000 to 99,999 lb .....	S	46.1	S	30.1	S	S	S	—	—	—
100,000 lb or more .....	S	S	S	28.7	S	S	S	—	—	—

See footnotes at end of table.

Table B-10. **Coefficients of Variation for Shipment Characteristics by Two-Digit Commodity and Shipment Size by Distance Shipped for the Region: 1997—Con.**

[For explanation of terms and meaning of abbreviations and symbols, see introductory text]

SCTG code, description, shipment size, and distance shipped	Total, all mileages				Less than 50 miles			50 to 99 miles		
	Value	Tons	Ton-miles	Average miles per shipment	Value	Tons	Ton-miles	Value	Tons	Ton-miles
<b>Commodity unknown .....</b>	<b>21.9</b>	<b>22.2</b>	<b>31.0</b>	<b>17.4</b>	<b>41.5</b>	<b>29.6</b>	<b>43.4</b>	<b>26.5</b>	<b>25.6</b>	<b>20.5</b>
Less than 50 lb .....	17.8	14.7	23.7	16.9	24.0	23.4	22.8	28.1	25.9	29.9
50 to 99 lb .....	33.1	25.2	41.7	30.0	34.4	37.5	42.9	39.4	41.6	39.8
100 to 499 lb .....	46.4	24.1	32.2	18.8	S	31.1	31.5	S	S	49.9
500 to 749 lb .....	31.5	34.9	26.2	S	43.8	46.4	43.6	31.8	45.8	46.9
750 to 999 lb .....	17.9	35.4	33.0	S	30.8	42.5	S	39.7	44.0	44.3
1,000 to 9,999 lb .....	26.8	31.3	47.1	26.0	34.5	37.5	44.9	42.2	46.1	41.3
10,000 to 49,999 lb .....	22.7	28.4	31.5	24.9	37.1	48.1	S	29.7	49.6	41.0
50,000 to 99,999 lb .....	44.5	42.6	39.2	S	S	S	S	S	S	S
100,000 lb or more .....	S	S	S	S	S	S	S	—	—	—

See footnotes at end of table.



**Table B–10. Coefficients of Variation for Shipment Characteristics by Two-Digit Commodity and Shipment Size by Distance Shipped for the Region: 1997—Con.**

[For explanation of terms and meaning of abbreviations and symbols, see introductory text]

SCTG code, description, shipment size, and distance shipped	100 to 249 miles			250 to 499 miles			500 to 749 miles			750 to 999 miles		
	Value	Tons	Ton-miles	Value	Tons	Ton-miles	Value	Tons	Ton-miles	Value	Tons	Ton-miles
<b>All commodities .....</b>	<b>9.4</b>	<b>6.0</b>	<b>7.2</b>	<b>4.0</b>	<b>5.0</b>	<b>6.5</b>	<b>4.7</b>	<b>7.7</b>	<b>9.4</b>	<b>3.5</b>	<b>15.3</b>	<b>15.0</b>
Less than 50 lb .....	5.9	8.3	8.6	5.1	6.4	6.2	5.0	12.0	11.4	4.5	22.2	20.8
50 to 99 lb .....	11.7	11.9	12.4	12.7	6.0	6.8	9.8	7.2	6.6	8.5	12.6	12.9
100 to 499 lb .....	18.1	9.5	9.9	7.2	5.1	5.1	5.9	5.1	5.0	12.8	18.3	17.9
500 to 749 lb .....	15.0	7.8	9.3	9.5	5.1	6.3	15.4	8.5	8.5	14.3	11.9	12.4
750 to 999 lb .....	18.6	6.2	6.6	23.4	18.6	19.7	18.9	20.6	19.1	41.5	9.9	9.9
1,000 to 9,999 lb .....	22.0	7.0	7.8	7.6	3.2	3.1	9.8	10.6	10.5	8.9	4.7	4.8
10,000 to 49,999 lb .....	5.7	6.3	6.7	6.6	5.0	5.0	8.8	4.9	5.2	5.5	4.8	4.8
50,000 to 99,999 lb .....	13.4	15.9	13.8	22.9	45.3	S	27.1	14.4	15.1	17.3	23.2	23.3
100,000 lb or more .....	13.2	19.1	18.4	17.1	13.4	15.6	29.9	24.7	27.6	19.9	40.2	35.0
<b>SCTG 01, Live animals and live fish .....</b>	<b>26.8</b>	<b>19.2</b>	<b>18.2</b>	<b>39.4</b>	<b>39.2</b>	<b>40.5</b>	<b>31.4</b>	<b>33.6</b>	<b>33.5</b>	<b>S</b>	<b>S</b>	<b>S</b>
Less than 50 lb .....	S	S	S	S	S	S	—	—	—	—	—	—
50 to 99 lb .....	S	S	S	S	S	S	S	S	S	—	—	—
100 to 499 lb .....	43.8	43.9	44.3	49.7	48.8	48.3	S	S	S	—	—	—
500 to 749 lb .....	43.0	42.6	44.9	S	S	S	—	—	—	—	—	—
750 to 999 lb .....	S	S	S	—	—	—	—	—	—	—	—	—
1,000 to 9,999 lb .....	S	S	S	S	46.7	45.4	S	S	S	—	—	—
10,000 to 49,999 lb .....	23.0	19.9	19.6	S	S	S	36.3	38.7	39.1	S	S	S
50,000 to 99,999 lb .....	43.9	42.2	42.5	S	S	S	S	45.6	47.1	S	S	S
100,000 lb or more .....	—	—	—	—	—	—	S	S	S	S	S	S
<b>SCTG 02, Cereal grains .....</b>	<b>27.8</b>	<b>27.2</b>	<b>31.6</b>	<b>S</b>	<b>34.4</b>	<b>35.7</b>	<b>S</b>	<b>48.8</b>	<b>47.8</b>	<b>S</b>	<b>S</b>	<b>S</b>
Less than 50 lb .....	S	S	S	—	—	—	S	S	S	—	—	—
50 to 99 lb .....	S	S	S	—	—	—	—	—	—	—	—	—
100 to 499 lb .....	S	S	S	S	S	S	—	—	—	—	—	—
500 to 749 lb .....	—	—	—	—	—	—	—	—	—	—	—	—
750 to 999 lb .....	—	—	—	—	—	—	S	S	S	—	—	—
1,000 to 9,999 lb .....	S	48.8	48.3	S	S	S	—	—	—	S	S	S
10,000 to 49,999 lb .....	41.8	35.5	38.3	S	47.9	49.7	S	S	S	—	—	—
50,000 to 99,999 lb .....	34.3	36.1	33.1	S	S	S	S	S	S	—	—	—
100,000 lb or more .....	S	S	S	S	S	S	S	S	S	—	—	—
<b>SCTG 03, Other agricultural products .....</b>	<b>10.9</b>	<b>18.0</b>	<b>20.5</b>	<b>15.7</b>	<b>35.6</b>	<b>33.9</b>	<b>20.1</b>	<b>32.8</b>	<b>32.2</b>	<b>29.4</b>	<b>S</b>	<b>S</b>
Less than 50 lb .....	S	28.9	30.1	42.8	34.4	35.3	S	S	S	S	S	S
50 to 99 lb .....	43.5	24.1	27.2	S	S	S	S	47.5	47.9	S	S	S
100 to 499 lb .....	19.4	18.7	17.5	S	S	S	41.2	47.5	47.5	38.6	34.9	35.0
500 to 749 lb .....	48.2	37.5	40.3	S	S	S	S	S	S	S	S	S
750 to 999 lb .....	26.6	25.7	24.0	S	S	S	49.2	48.4	47.6	S	S	S
1,000 to 9,999 lb .....	31.8	34.7	37.5	36.6	S	S	S	S	S	S	S	S
10,000 to 49,999 lb .....	29.2	30.0	27.1	32.7	43.9	40.3	31.7	43.1	41.9	44.6	S	S
50,000 to 99,999 lb .....	21.4	21.3	25.5	S	S	S	S	S	S	S	S	S
100,000 lb or more .....	S	S	S	—	—	—	—	—	—	—	—	—
<b>SCTG 04, Animal feed and products of animal origin, n.e.c. ....</b>	<b>15.9</b>	<b>19.3</b>	<b>17.8</b>	<b>24.0</b>	<b>20.2</b>	<b>19.9</b>	<b>30.1</b>	<b>33.4</b>	<b>32.3</b>	<b>36.3</b>	<b>29.6</b>	<b>30.2</b>
Less than 50 lb .....	S	S	S	44.9	43.7	45.5	S	S	S	S	S	S
50 to 99 lb .....	S	S	S	S	S	S	S	S	S	S	S	S
100 to 499 lb .....	S	S	S	S	S	S	S	S	S	S	S	S
500 to 749 lb .....	S	S	S	S	S	S	S	S	S	—	—	—
750 to 999 lb .....	S	S	S	49.8	46.8	43.5	S	S	S	S	S	S
1,000 to 9,999 lb .....	44.1	45.8	43.0	S	25.7	29.8	S	41.3	39.1	S	S	S
10,000 to 49,999 lb .....	17.8	21.8	20.5	25.2	20.5	20.2	38.3	37.0	36.0	29.8	30.3	29.7
50,000 to 99,999 lb .....	35.2	27.8	26.6	S	S	S	S	S	S	—	—	—
100,000 lb or more .....	48.5	36.9	35.3	—	—	—	—	—	—	S	S	S
<b>SCTG 05, Meat, fish, seafood, and their preparations .....</b>	<b>11.1</b>	<b>15.3</b>	<b>14.7</b>	<b>7.0</b>	<b>7.1</b>	<b>8.3</b>	<b>31.2</b>	<b>32.5</b>	<b>34.6</b>	<b>42.2</b>	<b>31.9</b>	<b>31.4</b>
Less than 50 lb .....	31.7	29.0	32.6	S	S	S	S	S	S	S	S	S
50 to 99 lb .....	30.4	30.6	32.1	45.6	43.6	42.5	S	S	S	S	S	S
100 to 499 lb .....	24.7	20.7	21.3	48.8	39.3	39.9	37.8	30.7	30.4	S	S	S
500 to 749 lb .....	20.1	19.6	21.5	S	48.9	S	S	S	S	S	S	S
750 to 999 lb .....	33.5	30.3	32.1	41.5	41.7	42.8	S	49.4	45.3	41.5	S	S
1,000 to 9,999 lb .....	16.0	22.5	21.7	18.3	16.0	18.5	38.9	36.1	37.4	44.6	37.2	37.4
10,000 to 49,999 lb .....	18.2	20.9	19.6	11.9	15.5	16.1	30.5	32.6	35.0	44.5	31.9	31.1
50,000 to 99,999 lb .....	S	S	S	—	—	—	—	—	—	—	—	—
100,000 lb or more .....	S	S	S	—	—	—	—	—	—	—	—	—
<b>SCTG 06, Milled grain products and preparations, and bakery products .....</b>	<b>11.8</b>	<b>12.2</b>	<b>12.2</b>	<b>9.6</b>	<b>10.9</b>	<b>11.2</b>	<b>13.3</b>	<b>17.0</b>	<b>17.1</b>	<b>22.7</b>	<b>20.1</b>	<b>20.8</b>
Less than 50 lb .....	S	S	46.9	29.7	37.8	39.7	46.9	S	S	S	S	S
50 to 99 lb .....	S	S	49.4	S	S	S	S	S	S	S	S	S
100 to 499 lb .....	35.7	31.8	29.6	46.2	49.3	47.9	S	S	S	49.8	S	S
500 to 749 lb .....	23.5	24.9	27.1	49.1	46.0	49.7	S	S	S	49.2	S	S
750 to 999 lb .....	27.6	30.8	32.1	41.5	34.8	33.7	49.0	S	S	S	S	S
1,000 to 9,999 lb .....	23.2	22.7	21.5	17.8	21.8	21.4	18.0	24.4	26.3	31.1	32.8	33.8
10,000 to 49,999 lb .....	12.7	15.3	14.7	10.5	13.7	14.1	14.2	18.2	18.1	26.3	22.1	22.9
50,000 to 99,999 lb .....	27.7	27.2	26.2	34.2	37.5	36.3	S	S	S	S	S	S
100,000 lb or more .....	47.8	41.6	42.2	27.8	27.7	27.3	—	—	—	—	—	—

See footnotes at end of table.

**Table B-10. Coefficients of Variation for Shipment Characteristics by Two-Digit Commodity and Shipment Size by Distance Shipped for the Region: 1997—Con.**

[For explanation of terms and meaning of abbreviations and symbols, see introductory text]

SCTG code, description, shipment size, and distance shipped	100 to 249 miles			250 to 499 miles			500 to 749 miles			750 to 999 miles		
	Value	Tons	Ton-miles	Value	Tons	Ton-miles	Value	Tons	Ton-miles	Value	Tons	Ton-miles
<b>SCTG 07, Other prepared foodstuffs and fats and oils</b> .....	<b>8.8</b>	<b>10.7</b>	<b>11.1</b>	<b>10.3</b>	<b>8.2</b>	<b>7.4</b>	<b>12.2</b>	<b>19.4</b>	<b>20.7</b>	<b>5.5</b>	<b>11.9</b>	<b>11.0</b>
Less than 50 lb .....	40.4	45.3	46.0	S	43.5	42.7	S	38.3	36.9	S	43.7	44.1
50 to 99 lb .....	S	26.8	28.4	42.3	37.7	36.5	S	S	S	S	41.5	41.6
100 to 499 lb .....	33.4	38.5	44.0	47.6	31.5	32.1	36.1	27.5	28.3	34.0	43.1	41.8
500 to 749 lb .....	26.1	46.0	S	S	37.8	41.5	S	42.7	43.3	S	S	S
750 to 999 lb .....	23.0	29.8	34.1	24.6	27.7	24.6	32.1	39.6	42.4	36.4	34.7	34.6
1,000 to 9,999 lb .....	20.1	12.4	12.7	40.4	18.6	17.6	25.4	19.6	21.3	30.2	16.6	16.2
10,000 to 49,999 lb .....	10.5	13.3	13.2	5.9	9.1	8.3	13.4	20.1	21.4	5.8	12.8	11.9
50,000 to 99,999 lb .....	30.7	26.0	24.4	41.8	42.1	42.8	38.5	32.9	32.8	S	S	S
100,000 lb or more .....	S	S	S	S	S	S	S	S	S	—	—	—
<b>SCTG 08, Alcoholic beverages</b> .....	<b>20.3</b>	<b>20.2</b>	<b>20.5</b>	<b>22.5</b>	<b>18.5</b>	<b>19.4</b>	<b>42.1</b>	<b>41.8</b>	<b>44.8</b>	<b>42.9</b>	<b>43.0</b>	<b>42.6</b>
Less than 50 lb .....	S	S	S	S	S	S	—	—	—	S	S	S
50 to 99 lb .....	45.7	S	S	S	S	S	S	47.4	45.4	—	—	—
100 to 499 lb .....	44.5	42.1	48.3	S	S	S	S	S	S	—	—	—
500 to 749 lb .....	45.2	44.6	S	S	S	S	—	—	—	—	—	—
750 to 999 lb .....	S	S	S	—	—	—	—	—	—	S	S	S
1,000 to 9,999 lb .....	26.8	27.7	29.1	46.9	48.1	46.4	S	S	S	S	S	S
10,000 to 49,999 lb .....	22.2	21.3	21.7	22.7	19.3	19.0	42.3	42.0	44.9	45.0	43.8	43.4
50,000 to 99,999 lb .....	42.0	41.4	41.1	S	S	S	—	—	—	—	—	—
100,000 lb or more .....	S	S	S	S	S	S	—	—	—	—	—	—
<b>SCTG 09, Tobacco products</b> .....	<b>22.0</b>	<b>32.2</b>	<b>34.7</b>	<b>23.9</b>	<b>S</b>	<b>S</b>	<b>32.1</b>	<b>44.1</b>	<b>45.7</b>	<b>26.0</b>	<b>30.3</b>	<b>30.3</b>
Less than 50 lb .....	37.9	24.6	24.1	48.4	23.8	28.9	21.9	26.2	27.0	36.0	32.6	32.6
50 to 99 lb .....	S	S	S	43.1	48.5	46.1	43.9	35.5	34.1	42.7	S	S
100 to 499 lb .....	38.0	28.7	30.3	31.9	26.4	26.1	30.2	34.0	34.6	33.6	36.0	36.4
500 to 749 lb .....	37.3	30.5	34.9	S	S	S	S	S	S	S	S	S
750 to 999 lb .....	S	S	S	S	S	S	S	S	S	—	—	—
1,000 to 9,999 lb .....	35.8	35.6	39.3	46.7	36.9	38.6	S	S	S	48.1	45.8	45.2
10,000 to 49,999 lb .....	S	46.6	46.7	S	S	S	S	S	S	—	—	—
50,000 to 99,999 lb .....	—	—	—	—	—	—	—	—	—	—	—	—
100,000 lb or more .....	—	—	—	—	—	—	—	—	—	—	—	—
<b>SCTG 10, Monumental or building stone</b> .....	<b>27.5</b>	<b>47.1</b>	<b>46.7</b>	<b>39.9</b>	<b>S</b>	<b>S</b>	<b>27.2</b>	<b>40.4</b>	<b>41.1</b>	<b>25.9</b>	<b>34.6</b>	<b>34.7</b>
Less than 50 lb .....	S	S	S	S	S	S	—	—	—	—	—	—
50 to 99 lb .....	38.4	S	47.2	S	S	S	S	S	S	—	—	—
100 to 499 lb .....	24.1	28.7	27.6	35.1	34.4	35.5	38.5	43.9	S	S	S	S
500 to 749 lb .....	28.6	38.1	37.6	40.6	S	S	S	S	S	S	S	S
750 to 999 lb .....	41.8	36.2	37.5	40.4	44.4	48.6	S	S	S	S	S	S
1,000 to 9,999 lb .....	44.7	40.4	38.6	34.0	42.7	44.5	49.5	S	S	S	S	S
10,000 to 49,999 lb .....	35.2	S	S	S	S	S	34.3	38.9	38.8	25.5	30.3	29.9
50,000 to 99,999 lb .....	S	S	49.6	S	S	S	S	S	S	S	S	S
100,000 lb or more .....	S	S	S	—	—	—	—	—	—	—	—	—
<b>SCTG 11, Natural sands</b> .....	<b>S</b>	<b>39.8</b>	<b>30.8</b>	<b>S</b>	<b>S</b>	<b>S</b>	<b>S</b>	<b>S</b>	<b>S</b>	<b>36.0</b>	<b>S</b>	<b>S</b>
Less than 50 lb .....	S	S	S	—	—	—	S	S	S	—	—	—
50 to 99 lb .....	—	—	—	S	S	S	—	—	—	—	—	—
100 to 499 lb .....	S	S	S	45.5	S	49.9	46.7	S	S	S	S	S
500 to 749 lb .....	S	S	S	S	S	S	—	—	—	S	S	S
750 to 999 lb .....	S	S	S	S	S	S	S	S	S	—	—	—
1,000 to 9,999 lb .....	S	41.7	43.0	S	S	S	S	S	S	S	S	S
10,000 to 49,999 lb .....	S	S	S	S	S	S	S	S	S	S	43.9	43.4
50,000 to 99,999 lb .....	22.3	22.6	22.8	42.8	39.0	36.0	S	S	S	S	S	S
100,000 lb or more .....	S	43.4	30.5	S	S	S	S	S	S	S	S	S
<b>SCTG 12, Gravel and crushed stone</b> .....	<b>24.8</b>	<b>24.8</b>	<b>23.7</b>	<b>45.0</b>	<b>S</b>	<b>S</b>	<b>S</b>	<b>S</b>	<b>S</b>	<b>S</b>	<b>S</b>	<b>S</b>
Less than 50 lb .....	—	—	—	—	—	—	—	—	—	S	S	S
50 to 99 lb .....	—	—	—	—	—	—	—	—	—	—	—	—
100 to 499 lb .....	S	S	S	S	S	S	—	—	—	—	—	—
500 to 749 lb .....	S	S	S	—	—	—	—	—	—	—	—	—
750 to 999 lb .....	S	S	S	—	—	—	—	—	—	—	—	—
1,000 to 9,999 lb .....	S	S	48.1	S	S	S	S	S	S	S	S	S
10,000 to 49,999 lb .....	29.5	29.1	29.3	50.0	S	S	S	S	S	S	S	S
50,000 to 99,999 lb .....	19.2	27.1	26.5	44.4	33.3	38.7	—	—	—	—	—	—
100,000 lb or more .....	S	43.8	44.9	S	S	S	S	S	S	S	S	S
<b>SCTG 13, Nonmetallic minerals n.e.c.</b> .....	<b>19.8</b>	<b>18.4</b>	<b>17.1</b>	<b>38.0</b>	<b>42.2</b>	<b>47.4</b>	<b>20.3</b>	<b>42.3</b>	<b>41.5</b>	<b>26.1</b>	<b>34.0</b>	<b>33.5</b>
Less than 50 lb .....	S	S	S	S	S	S	S	S	S	S	S	S
50 to 99 lb .....	S	44.3	47.5	S	S	S	—	—	—	S	S	S
100 to 499 lb .....	S	S	S	S	S	S	S	S	S	S	S	S
500 to 749 lb .....	S	S	S	S	S	S	S	S	S	S	S	S
750 to 999 lb .....	S	S	S	S	S	S	S	S	S	S	S	S
1,000 to 9,999 lb .....	S	36.1	35.7	42.3	S	S	S	S	S	41.5	45.4	43.8
10,000 to 49,999 lb .....	22.9	19.6	20.3	S	39.8	40.8	29.9	37.8	37.4	38.2	38.5	37.8
50,000 to 99,999 lb .....	39.8	48.9	49.0	40.5	40.4	43.3	—	—	—	—	—	—
100,000 lb or more .....	24.5	40.0	39.0	S	S	S	48.1	S	S	S	S	S

See footnotes at end of table.

**Table B-10. Coefficients of Variation for Shipment Characteristics by Two-Digit Commodity and Shipment Size by Distance Shipped for the Region: 1997—Con.**

[For explanation of terms and meaning of abbreviations and symbols, see introductory text]

SCTG code, description, shipment size, and distance shipped	100 to 249 miles			250 to 499 miles			500 to 749 miles			750 to 999 miles		
	Value	Tons	Ton-miles	Value	Tons	Ton-miles	Value	Tons	Ton-miles	Value	Tons	Ton-miles
<b>SCTG 14, Metallic ores and concentrates</b> .....	<b>43.8</b>	<b>28.0</b>	<b>32.8</b>	<b>33.4</b>	<b>29.3</b>	<b>30.0</b>	<b>28.3</b>	<b>24.7</b>	<b>24.5</b>	<b>42.1</b>	<b>36.5</b>	<b>36.3</b>
Less than 50 lb .....	S	S	S	S	S	S	S	S	S	S	S	S
50 to 99 lb .....	S	S	S	S	S	S	S	S	S	S	S	S
100 to 499 lb .....	S	S	S	S	S	S	S	S	S	S	S	S
500 to 749 lb .....	S	S	S	S	S	S	S	S	S	S	S	S
750 to 999 lb .....	S	S	S	S	S	S	S	S	S	S	S	S
1,000 to 9,999 lb .....	S	S	S	37.4	S	S	30.1	32.4	32.4	S	S	S
10,000 to 49,999 lb .....	31.2	31.6	35.6	S	31.3	32.1	35.0	36.4	36.8	42.9	41.2	40.8
50,000 to 99,999 lb .....	S	S	S	49.4	S	S	S	S	S	—	—	—
100,000 lb or more .....	S	S	S	45.0	41.8	41.8	—	—	—	S	S	S
<b>SCTG 15, Coal</b> .....	<b>16.9</b>	<b>18.6</b>	<b>18.9</b>	<b>21.3</b>	<b>21.0</b>	<b>24.0</b>	<b>S</b>	<b>S</b>	<b>S</b>	<b>S</b>	<b>S</b>	<b>S</b>
Less than 50 lb .....	S	S	S	—	—	—	—	—	—	—	—	—
50 to 99 lb .....	S	S	S	—	—	—	—	—	—	—	—	—
100 to 499 lb .....	S	S	S	—	—	—	—	—	—	—	—	—
500 to 749 lb .....	S	S	S	—	—	—	—	—	—	—	—	—
750 to 999 lb .....	—	—	—	—	—	—	—	—	—	—	—	—
1,000 to 9,999 lb .....	S	S	S	S	S	S	S	S	S	S	S	S
10,000 to 49,999 lb .....	21.6	21.3	21.0	S	48.2	44.9	44.6	43.4	48.0	S	S	S
50,000 to 99,999 lb .....	S	33.2	34.2	S	S	S	S	S	S	—	—	—
100,000 lb or more .....	20.8	21.1	20.3	23.5	22.5	25.0	S	S	S	S	S	S
<b>SCTG 17, Gasoline and aviation turbine fuel</b> .....	<b>30.5</b>	<b>31.0</b>	<b>32.3</b>	<b>35.2</b>	<b>34.6</b>	<b>36.0</b>	<b>—</b>	<b>—</b>	<b>—</b>	<b>S</b>	<b>S</b>	<b>S</b>
Less than 50 lb .....	—	—	—	—	—	—	—	—	—	—	—	—
50 to 99 lb .....	—	—	—	—	—	—	—	—	—	—	—	—
100 to 499 lb .....	S	S	S	—	—	—	—	—	—	—	—	—
500 to 749 lb .....	S	S	S	—	—	—	—	—	—	—	—	—
750 to 999 lb .....	S	S	S	—	—	—	—	—	—	—	—	—
1,000 to 9,999 lb .....	39.1	40.3	35.4	S	S	S	—	—	—	—	—	—
10,000 to 49,999 lb .....	20.6	23.4	24.8	S	S	S	—	—	—	S	S	S
50,000 to 99,999 lb .....	36.8	39.9	37.6	37.9	37.7	41.9	—	—	—	—	—	—
100,000 lb or more .....	S	48.5	49.8	—	—	—	—	—	—	—	—	—
<b>SCTG 18, Fuel oils</b> .....	<b>39.3</b>	<b>42.5</b>	<b>37.2</b>	<b>S</b>	<b>S</b>	<b>S</b>	<b>S</b>	<b>S</b>	<b>S</b>	<b>S</b>	<b>S</b>	<b>S</b>
Less than 50 lb .....	S	S	S	—	—	—	S	S	S	—	—	—
50 to 99 lb .....	—	—	—	—	—	—	—	—	—	—	—	—
100 to 499 lb .....	47.5	S	S	—	—	—	—	—	—	—	—	—
500 to 749 lb .....	45.0	40.1	45.8	—	—	—	—	—	—	—	—	—
750 to 999 lb .....	S	49.4	S	—	—	—	—	—	—	—	—	—
1,000 to 9,999 lb .....	28.8	25.8	24.2	S	S	S	—	—	—	—	—	—
10,000 to 49,999 lb .....	S	S	S	S	S	S	—	—	—	S	S	S
50,000 to 99,999 lb .....	32.2	29.6	29.2	S	S	49.1	S	S	S	S	S	S
100,000 lb or more .....	S	S	46.4	—	—	—	—	—	—	—	—	—
<b>SCTG 19, Coal and petroleum products, n.e.c.</b> .....	<b>22.4</b>	<b>25.8</b>	<b>27.9</b>	<b>36.7</b>	<b>37.4</b>	<b>37.5</b>	<b>27.4</b>	<b>37.4</b>	<b>37.3</b>	<b>37.3</b>	<b>44.5</b>	<b>48.6</b>
Less than 50 lb .....	35.8	S	S	37.0	43.4	44.0	39.7	45.0	46.4	S	S	S
50 to 99 lb .....	S	49.6	S	S	S	S	S	48.6	47.3	S	S	S
100 to 499 lb .....	28.5	23.7	20.4	32.1	28.5	30.5	33.3	34.5	36.9	36.0	48.1	47.7
500 to 749 lb .....	S	39.5	40.4	S	S	S	S	S	44.6	S	S	S
750 to 999 lb .....	24.3	28.3	26.6	S	44.0	S	38.1	38.1	37.0	S	S	S
1,000 to 9,999 lb .....	33.1	28.6	27.3	21.4	22.3	23.7	35.2	37.8	36.9	48.6	49.4	48.4
10,000 to 49,999 lb .....	19.1	24.3	24.5	S	37.4	37.9	37.2	35.7	41.0	43.7	33.8	34.3
50,000 to 99,999 lb .....	44.8	49.2	S	S	S	S	—	—	—	S	S	S
100,000 lb or more .....	39.6	36.6	36.4	S	S	S	S	S	S	S	S	S
<b>SCTG 20, Basic chemicals</b> .....	<b>32.3</b>	<b>22.6</b>	<b>22.6</b>	<b>13.4</b>	<b>23.5</b>	<b>23.6</b>	<b>15.2</b>	<b>18.1</b>	<b>17.7</b>	<b>15.3</b>	<b>20.7</b>	<b>20.6</b>
Less than 50 lb .....	25.1	47.4	46.9	48.9	S	S	31.6	32.5	34.9	31.8	32.2	33.9
50 to 99 lb .....	27.8	26.7	27.4	44.5	31.5	35.3	S	31.8	33.4	45.0	S	S
100 to 499 lb .....	43.3	32.5	28.4	S	30.9	31.0	31.1	29.1	31.9	33.5	41.9	40.3
500 to 749 lb .....	37.1	30.7	29.8	22.6	28.9	33.2	45.5	48.5	S	46.3	36.9	37.3
750 to 999 lb .....	19.3	31.7	33.5	S	26.0	30.2	S	21.9	21.1	S	S	S
1,000 to 9,999 lb .....	S	29.0	29.9	18.4	30.3	28.6	10.2	21.5	21.5	29.5	40.6	38.6
10,000 to 49,999 lb .....	31.5	31.2	31.6	7.5	19.2	18.1	22.4	20.0	20.2	20.3	24.3	24.4
50,000 to 99,999 lb .....	S	S	S	45.6	36.4	31.7	42.2	44.8	46.4	S	S	S
100,000 lb or more .....	27.4	33.0	31.3	39.7	37.8	37.6	29.2	34.6	32.5	S	S	S
<b>SCTG 21, Pharmaceutical products</b> .....	<b>14.9</b>	<b>19.2</b>	<b>17.3</b>	<b>10.7</b>	<b>18.7</b>	<b>17.9</b>	<b>15.8</b>	<b>19.0</b>	<b>18.9</b>	<b>31.3</b>	<b>23.2</b>	<b>23.3</b>
Less than 50 lb .....	16.1	35.3	30.8	13.0	16.1	14.8	19.7	15.3	15.4	16.8	17.7	17.3
50 to 99 lb .....	41.8	S	S	19.9	22.2	26.9	22.0	47.5	46.3	23.7	31.0	29.7
100 to 499 lb .....	24.8	34.2	28.3	26.4	27.1	29.3	28.4	S	S	37.7	28.1	28.2
500 to 749 lb .....	S	34.6	32.4	S	39.7	47.2	S	S	S	S	S	S
750 to 999 lb .....	46.8	38.3	35.0	43.7	34.5	35.9	42.3	37.3	37.8	S	S	S
1,000 to 9,999 lb .....	37.8	24.9	24.6	34.1	37.9	33.0	34.0	37.5	36.3	25.2	38.7	35.6
10,000 to 49,999 lb .....	27.5	36.2	34.2	23.8	26.8	26.9	34.9	21.6	21.7	28.8	38.4	38.4
50,000 to 99,999 lb .....	—	—	—	S	S	S	S	S	S	—	—	—
100,000 lb or more .....	S	S	S	—	—	—	—	—	—	S	S	S

See footnotes at end of table.

**Table B-10. Coefficients of Variation for Shipment Characteristics by Two-Digit Commodity and Shipment Size by Distance Shipped for the Region: 1997—Con.**

[For explanation of terms and meaning of abbreviations and symbols, see introductory text]

SCTG code, description, shipment size, and distance shipped	100 to 249 miles			250 to 499 miles			500 to 749 miles			750 to 999 miles		
	Value	Tons	Ton-miles	Value	Tons	Ton-miles	Value	Tons	Ton-miles	Value	Tons	Ton-miles
<b>SCTG 22, Fertilizers . . . . .</b>	<b>S</b>	<b>S</b>	<b>S</b>	<b>S</b>	<b>S</b>	<b>S</b>	<b>45.4</b>	<b>S</b>	<b>S</b>	<b>49.2</b>	<b>S</b>	<b>S</b>
Less than 50 lb . . . . .	S	S	S	S	S	S	S	S	S	S	S	S
50 to 99 lb . . . . .	S	S	S	S	S	S	S	S	S	S	S	S
100 to 499 lb . . . . .	S	S	S	S	S	S	S	S	S	S	S	S
500 to 749 lb . . . . .	S	S	48.6	—	—	—	S	S	S	S	S	S
750 to 999 lb . . . . .	S	S	S	—	—	—	—	—	—	S	S	S
1,000 to 9,999 lb . . . . .	39.2	43.4	45.4	S	S	S	S	S	S	S	S	S
10,000 to 49,999 lb . . . . .	S	S	S	S	S	S	S	S	S	S	S	S
50,000 to 99,999 lb . . . . .	S	S	S	—	—	—	—	—	—	—	—	—
100,000 lb or more . . . . .	—	—	—	—	—	—	S	S	S	—	—	—
<b>SCTG 23, Chemical products and preparations, n.e.c. . . . .</b>	<b>25.9</b>	<b>12.5</b>	<b>12.5</b>	<b>20.6</b>	<b>13.0</b>	<b>14.2</b>	<b>41.4</b>	<b>11.5</b>	<b>12.4</b>	<b>23.6</b>	<b>19.8</b>	<b>20.0</b>
Less than 50 lb . . . . .	13.4	9.4	9.4	42.0	20.4	21.5	33.6	21.6	19.9	24.0	21.5	21.6
50 to 99 lb . . . . .	30.9	20.1	22.9	26.7	17.3	17.5	S	27.1	26.8	34.8	24.1	23.7
100 to 499 lb . . . . .	31.0	19.2	21.2	S	17.6	15.3	S	26.8	25.6	S	22.8	23.0
500 to 749 lb . . . . .	39.2	32.7	33.0	S	23.0	22.6	22.9	29.0	29.2	24.8	31.5	31.1
750 to 999 lb . . . . .	48.8	20.5	16.3	44.5	28.8	25.5	S	29.9	28.8	23.9	38.9	37.1
1,000 to 9,999 lb . . . . .	S	11.2	11.9	26.0	16.0	15.6	S	17.6	18.7	41.2	15.7	15.5
10,000 to 49,999 lb . . . . .	8.5	17.8	18.0	11.0	18.8	21.1	14.6	13.8	14.4	20.8	23.4	24.1
50,000 to 99,999 lb . . . . .	S	S	S	45.3	S	S	S	S	S	S	49.5	S
100,000 lb or more . . . . .	S	48.2	48.0	S	35.9	36.7	46.3	45.8	44.0	S	S	S
<b>SCTG 24, Plastics and rubber . . . . .</b>	<b>2.7</b>	<b>45.4</b>	<b>49.9</b>	<b>6.3</b>	<b>12.2</b>	<b>11.1</b>	<b>7.7</b>	<b>21.4</b>	<b>21.2</b>	<b>4.1</b>	<b>10.3</b>	<b>9.9</b>
Less than 50 lb . . . . .	19.8	19.6	19.1	33.3	17.6	16.8	13.9	18.7	18.7	13.1	15.2	14.9
50 to 99 lb . . . . .	16.3	14.0	13.5	17.9	8.6	7.7	16.5	21.9	21.8	14.7	13.1	13.7
100 to 499 lb . . . . .	6.2	10.8	9.3	18.0	13.2	12.3	8.8	18.7	19.8	17.9	20.1	19.9
500 to 749 lb . . . . .	12.5	14.3	15.9	20.6	22.5	20.1	20.4	11.9	13.2	41.6	36.2	37.5
750 to 999 lb . . . . .	14.1	18.7	19.6	17.4	16.7	17.5	19.1	17.6	18.9	32.6	24.1	23.2
1,000 to 9,999 lb . . . . .	3.0	8.8	7.7	10.6	8.8	10.0	14.8	37.5	37.2	6.2	10.3	9.6
10,000 to 49,999 lb . . . . .	8.4	11.0	12.1	10.4	17.0	15.2	9.9	16.9	16.6	8.6	13.0	12.6
50,000 to 99,999 lb . . . . .	35.8	45.3	49.1	S	S	S	48.1	S	S	34.7	44.3	46.4
100,000 lb or more . . . . .	31.1	S	S	48.2	34.3	34.6	41.2	33.3	30.5	42.1	36.9	38.2
<b>SCTG 25, Logs and other wood in the rough . . . . .</b>	<b>S</b>	<b>S</b>	<b>S</b>	<b>S</b>	<b>S</b>	<b>S</b>	<b>S</b>	<b>45.9</b>	<b>48.7</b>	<b>S</b>	<b>S</b>	<b>S</b>
Less than 50 lb . . . . .	—	—	—	S	S	S	—	—	—	—	—	—
50 to 99 lb . . . . .	—	—	—	—	—	—	—	—	—	—	—	—
100 to 499 lb . . . . .	S	S	S	—	—	—	—	—	—	S	S	S
500 to 749 lb . . . . .	—	—	—	—	—	—	—	—	—	—	—	—
750 to 999 lb . . . . .	S	S	S	—	—	—	—	—	—	—	—	—
1,000 to 9,999 lb . . . . .	S	S	S	S	S	S	S	S	S	—	—	—
10,000 to 49,999 lb . . . . .	S	28.9	27.8	S	S	S	S	S	S	S	S	S
50,000 to 99,999 lb . . . . .	S	S	S	S	S	S	S	S	S	—	—	—
100,000 lb or more . . . . .	S	S	48.0	44.8	S	S	S	S	S	—	—	—
<b>SCTG 26, Wood products . . . . .</b>	<b>6.5</b>	<b>8.0</b>	<b>8.7</b>	<b>11.1</b>	<b>11.9</b>	<b>13.1</b>	<b>24.1</b>	<b>33.9</b>	<b>33.9</b>	<b>16.0</b>	<b>25.7</b>	<b>24.0</b>
Less than 50 lb . . . . .	23.3	21.2	21.4	31.8	36.9	30.7	S	S	S	31.8	30.6	35.3
50 to 99 lb . . . . .	24.2	17.0	17.0	41.6	40.8	39.3	42.3	27.4	28.1	30.3	34.3	34.1
100 to 499 lb . . . . .	S	26.3	25.5	16.5	19.5	20.1	15.9	20.9	21.4	22.1	34.8	33.1
500 to 749 lb . . . . .	29.5	33.2	40.8	36.9	33.1	31.0	36.3	44.7	43.9	49.7	47.5	49.5
750 to 999 lb . . . . .	20.2	16.7	19.1	49.9	S	S	S	S	S	40.7	43.6	41.0
1,000 to 9,999 lb . . . . .	16.3	12.1	12.2	13.5	12.1	12.5	10.2	14.6	14.3	19.2	28.6	27.4
10,000 to 49,999 lb . . . . .	10.0	11.2	12.0	13.1	11.1	11.1	10.2	19.2	20.9	25.7	26.3	26.3
50,000 to 99,999 lb . . . . .	22.9	15.4	14.6	26.5	24.1	22.2	34.6	43.6	42.4	S	S	S
100,000 lb or more . . . . .	39.1	36.7	39.5	22.2	43.1	44.8	25.2	S	S	26.8	42.1	37.3
<b>SCTG 27, Pulp, newsprint, paper, and paperboard . . . . .</b>	<b>16.0</b>	<b>14.7</b>	<b>13.1</b>	<b>10.2</b>	<b>11.1</b>	<b>11.3</b>	<b>7.0</b>	<b>7.0</b>	<b>6.9</b>	<b>10.8</b>	<b>12.0</b>	<b>11.2</b>
Less than 50 lb . . . . .	27.9	29.4	30.5	29.9	33.3	31.5	22.2	27.7	27.8	38.6	40.0	39.9
50 to 99 lb . . . . .	48.8	33.5	33.8	35.9	49.8	49.3	S	47.3	S	29.4	30.1	29.3
100 to 499 lb . . . . .	16.2	18.0	18.0	27.1	25.7	27.6	13.2	18.7	18.4	28.0	24.9	25.6
500 to 749 lb . . . . .	29.0	24.2	23.6	36.5	27.8	27.6	37.2	25.0	24.6	36.6	41.1	39.4
750 to 999 lb . . . . .	31.6	19.4	18.7	45.1	35.8	34.2	43.3	46.1	46.5	36.0	38.5	37.1
1,000 to 9,999 lb . . . . .	22.5	21.6	22.6	22.1	21.4	22.3	16.0	18.1	17.9	19.3	21.2	21.3
10,000 to 49,999 lb . . . . .	20.1	16.8	15.4	11.3	13.1	13.4	7.4	7.3	7.6	15.3	14.2	13.8
50,000 to 99,999 lb . . . . .	39.1	33.8	30.2	S	41.9	43.4	40.1	S	S	S	44.4	43.8
100,000 lb or more . . . . .	28.8	26.4	22.5	17.6	17.2	20.2	19.4	20.2	19.2	12.1	10.8	10.6
<b>SCTG 28, Paper or paperboard articles . . . . .</b>	<b>10.4</b>	<b>13.7</b>	<b>14.9</b>	<b>16.2</b>	<b>19.6</b>	<b>20.1</b>	<b>25.6</b>	<b>32.3</b>	<b>32.3</b>	<b>20.2</b>	<b>20.1</b>	<b>19.4</b>
Less than 50 lb . . . . .	21.1	20.2	21.5	13.7	16.2	18.0	25.2	30.5	30.5	21.1	23.1	23.6
50 to 99 lb . . . . .	37.2	21.9	20.3	38.0	25.9	25.5	17.1	27.7	29.0	S	S	49.3
100 to 499 lb . . . . .	23.8	11.9	11.9	24.8	22.1	21.9	26.9	22.2	22.5	22.2	23.5	22.6
500 to 749 lb . . . . .	18.6	14.2	15.9	37.9	16.3	15.1	S	39.4	42.6	44.4	28.4	28.4
750 to 999 lb . . . . .	29.2	29.7	27.3	46.7	47.4	42.2	41.5	36.0	37.4	36.3	27.0	27.5
1,000 to 9,999 lb . . . . .	9.2	9.0	8.7	38.1	14.1	14.4	22.7	20.1	20.9	25.4	34.1	33.8
10,000 to 49,999 lb . . . . .	15.5	15.7	17.4	22.1	23.3	24.3	25.9	26.4	26.0	27.1	21.1	20.3
50,000 to 99,999 lb . . . . .	S	S	S	S	S	S	S	S	S	S	S	S
100,000 lb or more . . . . .	S	S	S	—	—	—	S	S	S	S	S	S

See footnotes at end of table.

**Table B-10. Coefficients of Variation for Shipment Characteristics by Two-Digit Commodity and Shipment Size by Distance Shipped for the Region: 1997—Con.**

[For explanation of terms and meaning of abbreviations and symbols, see introductory text]

SCTG code, description, shipment size, and distance shipped	100 to 249 miles			250 to 499 miles			500 to 749 miles			750 to 999 miles		
	Value	Tons	Ton-miles	Value	Tons	Ton-miles	Value	Tons	Ton-miles	Value	Tons	Ton-miles
<b>SCTG 29, Printed products .</b>	<b>S</b>	<b>27.4</b>	<b>31.1</b>	<b>40.1</b>	<b>16.9</b>	<b>17.9</b>	<b>37.8</b>	<b>34.1</b>	<b>35.7</b>	<b>28.4</b>	<b>18.4</b>	<b>18.4</b>
Less than 50 lb . . . . .	27.6	26.9	28.0	25.2	21.3	22.9	15.9	16.8	16.9	24.7	17.4	16.9
50 to 99 lb . . . . .	31.4	33.6	37.8	36.0	28.5	32.6	42.8	34.4	32.4	S	49.0	49.7
100 to 499 lb . . . . .	S	45.7	45.7	38.7	45.1	45.4	44.9	39.8	39.5	S	S	S
500 to 749 lb . . . . .	S	S	S	S	14.9	14.4	S	S	S	S	S	49.7
750 to 999 lb . . . . .	13.0	42.0	34.4	S	S	S	S	S	S	34.7	35.6	35.9
1,000 to 9,999 lb . . . . .	S	S	S	S	30.1	33.2	S	29.4	31.6	26.7	15.5	15.3
10,000 to 49,999 lb . . . . .	13.5	16.9	16.7	22.4	19.6	19.3	26.7	43.6	45.1	26.2	16.2	17.4
50,000 to 99,999 lb . . . . .	47.0	S	S	S	S	S	S	S	S	S	S	S
100,000 lb or more . . . . .	S	S	S	S	S	S	S	S	S	S	S	S
<b>SCTG 30, Textiles, leather, and articles of textiles or leather . . . . .</b>	<b>8.2</b>	<b>11.9</b>	<b>10.4</b>	<b>9.2</b>	<b>14.2</b>	<b>14.9</b>	<b>11.7</b>	<b>9.1</b>	<b>9.4</b>	<b>28.1</b>	<b>24.6</b>	<b>22.9</b>
Less than 50 lb . . . . .	15.7	16.8	16.3	19.3	18.1	17.6	18.6	21.3	21.0	12.8	19.8	19.5
50 to 99 lb . . . . .	14.6	15.2	16.3	6.0	9.4	10.2	14.6	10.8	10.6	40.7	44.2	42.9
100 to 499 lb . . . . .	13.6	11.1	12.1	11.1	21.4	19.5	15.3	14.4	14.3	S	S	S
500 to 749 lb . . . . .	15.4	12.1	11.6	21.9	20.6	23.7	25.9	21.2	22.0	29.8	27.5	28.3
750 to 999 lb . . . . .	24.3	15.2	15.6	45.0	10.7	13.2	24.8	20.1	19.6	26.9	35.3	34.2
1,000 to 9,999 lb . . . . .	8.4	9.3	10.2	11.2	13.2	12.8	20.2	13.6	13.4	21.5	21.0	20.3
10,000 to 49,999 lb . . . . .	17.4	21.9	17.9	23.9	25.0	27.2	13.6	15.9	16.0	27.4	24.4	24.9
50,000 to 99,999 lb . . . . .	S	S	S	S	S	S	S	S	S	S	S	S
100,000 lb or more . . . . .	S	S	S	—	—	—	S	S	S	—	—	—
<b>SCTG 31, Nonmetallic mineral products . . . . .</b>	<b>8.5</b>	<b>13.0</b>	<b>16.3</b>	<b>6.5</b>	<b>9.0</b>	<b>8.8</b>	<b>12.7</b>	<b>14.0</b>	<b>13.9</b>	<b>19.8</b>	<b>17.1</b>	<b>17.0</b>
Less than 50 lb . . . . .	34.9	27.7	26.1	40.8	39.3	38.7	39.0	21.6	21.7	22.3	22.2	22.5
50 to 99 lb . . . . .	21.6	16.0	17.7	20.2	32.8	31.5	32.4	47.9	48.4	31.0	S	S
100 to 499 lb . . . . .	21.6	22.7	17.4	27.0	24.2	24.3	35.9	39.9	42.4	41.7	23.3	23.0
500 to 749 lb . . . . .	22.2	17.8	17.2	21.3	16.3	15.7	35.4	39.2	40.1	44.0	45.3	45.6
750 to 999 lb . . . . .	14.7	19.1	25.4	47.9	26.3	22.8	S	S	S	S	40.3	40.0
1,000 to 9,999 lb . . . . .	26.9	26.9	31.4	11.7	6.2	5.9	34.1	18.7	18.3	40.2	23.7	22.9
10,000 to 49,999 lb . . . . .	9.7	11.0	10.5	8.2	9.6	9.6	12.9	15.7	15.7	17.8	18.2	18.2
50,000 to 99,999 lb . . . . .	11.2	20.5	15.6	18.3	20.2	16.9	42.5	41.7	42.9	S	S	S
100,000 lb or more . . . . .	38.7	S	S	45.4	42.1	40.8	S	S	S	S	S	S
<b>SCTG 32, Base metal in primary or semifinished forms and in finished basic shapes . . . . .</b>	<b>11.9</b>	<b>12.1</b>	<b>15.7</b>	<b>28.8</b>	<b>12.9</b>	<b>12.7</b>	<b>22.1</b>	<b>12.6</b>	<b>13.8</b>	<b>16.4</b>	<b>S</b>	<b>S</b>
Less than 50 lb . . . . .	31.7	36.7	39.5	37.8	34.2	33.1	37.8	21.0	21.2	32.6	29.3	28.9
50 to 99 lb . . . . .	16.6	18.4	24.9	26.8	21.1	21.5	14.2	19.6	22.0	35.4	32.9	34.8
100 to 499 lb . . . . .	13.7	10.1	9.8	20.3	21.1	22.2	31.4	8.5	8.5	22.4	19.2	19.0
500 to 749 lb . . . . .	28.9	20.0	21.7	16.1	18.0	16.1	24.2	25.4	25.0	24.6	17.2	18.4
750 to 999 lb . . . . .	23.6	21.4	20.5	24.4	22.8	20.7	38.3	17.8	19.7	33.0	26.1	25.7
1,000 to 9,999 lb . . . . .	11.0	7.8	9.4	17.7	12.3	12.2	14.0	12.4	12.1	19.4	11.4	10.7
10,000 to 49,999 lb . . . . .	16.0	10.3	10.9	33.1	14.0	13.9	27.7	10.0	10.3	17.1	9.6	9.6
50,000 to 99,999 lb . . . . .	35.6	26.4	26.5	S	28.0	26.8	39.3	38.4	43.5	S	46.7	46.7
100,000 lb or more . . . . .	35.8	37.1	41.0	36.1	22.2	21.5	S	S	S	36.0	S	S
<b>SCTG 33, Articles of base metal . . . . .</b>	<b>9.8</b>	<b>22.0</b>	<b>28.4</b>	<b>7.9</b>	<b>20.9</b>	<b>21.3</b>	<b>4.6</b>	<b>10.9</b>	<b>11.1</b>	<b>10.1</b>	<b>10.0</b>	<b>11.6</b>
Less than 50 lb . . . . .	15.5	12.6	14.1	10.6	11.5	11.0	11.8	15.4	15.8	15.9	13.1	13.0
50 to 99 lb . . . . .	12.6	18.0	15.5	12.1	12.8	11.0	17.3	17.6	17.2	22.9	17.0	17.3
100 to 499 lb . . . . .	10.8	12.2	13.6	7.1	17.0	15.8	20.2	16.5	13.7	12.2	15.5	15.0
500 to 749 lb . . . . .	42.6	18.3	18.6	12.3	16.7	16.6	26.9	18.6	18.9	18.1	17.6	17.3
750 to 999 lb . . . . .	22.3	14.7	15.8	34.2	25.1	22.3	20.3	18.1	18.4	18.3	22.1	22.4
1,000 to 9,999 lb . . . . .	16.7	30.8	29.5	11.5	20.7	19.5	16.0	13.0	12.8	25.5	17.4	17.1
10,000 to 49,999 lb . . . . .	19.4	23.5	23.7	16.0	18.5	18.3	9.0	9.9	11.6	15.3	13.3	14.2
50,000 to 99,999 lb . . . . .	37.3	40.3	38.2	S	47.7	S	30.9	32.9	33.3	S	S	S
100,000 lb or more . . . . .	S	S	S	44.3	S	S	S	S	S	39.8	48.0	48.8
<b>SCTG 34, Machinery . . . . .</b>	<b>9.3</b>	<b>12.3</b>	<b>11.9</b>	<b>7.5</b>	<b>11.1</b>	<b>11.6</b>	<b>6.5</b>	<b>10.7</b>	<b>10.7</b>	<b>15.9</b>	<b>17.8</b>	<b>17.8</b>
Less than 50 lb . . . . .	20.8	14.7	14.3	14.9	11.3	10.2	6.1	10.6	11.0	10.7	6.4	6.4
50 to 99 lb . . . . .	20.5	19.3	19.6	13.4	10.4	11.7	19.6	23.5	22.5	27.9	30.8	33.7
100 to 499 lb . . . . .	14.7	16.4	16.0	16.8	11.8	11.6	10.9	12.1	11.7	25.6	19.1	23.1
500 to 749 lb . . . . .	42.6	31.6	33.0	25.9	28.5	30.5	26.6	21.9	22.4	25.6	25.0	25.9
750 to 999 lb . . . . .	39.6	34.0	32.8	21.7	16.0	16.6	21.7	23.0	23.2	S	20.6	20.2
1,000 to 9,999 lb . . . . .	14.2	11.3	13.1	15.0	9.6	7.9	11.6	9.8	9.6	14.6	20.0	20.3
10,000 to 49,999 lb . . . . .	15.8	22.1	24.9	12.1	15.7	17.4	11.2	13.6	12.7	43.8	25.6	26.9
50,000 to 99,999 lb . . . . .	46.0	38.7	30.2	31.9	30.1	37.4	45.4	S	S	S	S	S
100,000 lb or more . . . . .	S	36.5	40.1	S	S	S	S	37.2	38.4	S	S	S
<b>SCTG 35, Electronic and other electrical equipment and components and office equipment . . . . .</b>	<b>6.7</b>	<b>8.1</b>	<b>7.3</b>	<b>10.8</b>	<b>16.9</b>	<b>15.8</b>	<b>13.6</b>	<b>14.0</b>	<b>13.6</b>	<b>8.7</b>	<b>15.6</b>	<b>15.3</b>
Less than 50 lb . . . . .	7.6	8.9	8.8	12.8	13.1	13.5	12.5	9.8	9.6	7.4	8.6	8.4
50 to 99 lb . . . . .	19.8	15.9	15.5	29.9	23.9	23.1	17.7	13.6	13.7	19.6	11.5	12.4
100 to 499 lb . . . . .	13.8	15.9	17.8	14.0	20.3	19.8	18.7	12.6	13.4	15.7	19.6	21.2
500 to 749 lb . . . . .	S	40.7	40.3	24.3	11.9	12.3	S	35.6	40.2	36.8	21.6	21.6
750 to 999 lb . . . . .	44.8	16.4	18.5	29.7	19.1	21.9	28.6	24.5	27.1	17.6	22.2	22.7
1,000 to 9,999 lb . . . . .	17.4	17.8	16.4	24.9	17.0	17.0	21.1	13.5	13.5	17.1	15.1	15.5
10,000 to 49,999 lb . . . . .	25.7	16.0	16.7	14.4	24.5	23.2	44.4	21.5	21.8	23.4	38.7	38.5
50,000 to 99,999 lb . . . . .	39.0	44.9	41.8	S	S	S	S	S	S	—	—	—
100,000 lb or more . . . . .	S	S	S	—	—	—	S	S	S	—	—	—

See footnotes at end of table.

**Table B-10. Coefficients of Variation for Shipment Characteristics by Two-Digit Commodity and Shipment Size by Distance Shipped for the Region: 1997—Con.**

[For explanation of terms and meaning of abbreviations and symbols, see introductory text]

SCTG code, description, shipment size, and distance shipped	100 to 249 miles			250 to 499 miles			500 to 749 miles			750 to 999 miles		
	Value	Tons	Ton-miles	Value	Tons	Ton-miles	Value	Tons	Ton-miles	Value	Tons	Ton-miles
<b>SCTG 36, Motorized and other vehicles (including parts) .....</b>	<b>8.6</b>	<b>8.1</b>	<b>7.8</b>	<b>13.9</b>	<b>16.0</b>	<b>16.3</b>	<b>17.3</b>	<b>21.1</b>	<b>20.1</b>	<b>12.6</b>	<b>9.7</b>	<b>10.1</b>
Less than 50 lb .....	17.7	18.8	17.9	13.9	13.6	14.4	23.7	21.4	22.2	24.4	26.8	31.7
50 to 99 lb .....	32.4	28.8	27.0	20.9	20.2	22.1	18.8	24.8	29.1	33.4	29.2	26.1
100 to 499 lb .....	30.2	13.4	14.6	23.2	26.3	24.9	16.2	23.4	27.8	27.6	28.1	29.7
500 to 749 lb .....	29.5	20.7	16.9	22.6	18.7	19.6	43.1	25.1	26.9	32.5	33.2	32.2
750 to 999 lb .....	S	42.6	35.7	49.0	S	S	S	45.5	44.2	S	45.5	46.5
1,000 to 9,999 lb .....	21.9	21.5	21.0	24.6	14.8	16.0	16.1	17.8	18.3	24.3	16.6	16.1
10,000 to 49,999 lb .....	14.1	11.9	10.2	17.4	20.4	20.3	22.9	18.3	17.8	27.7	18.1	18.4
50,000 to 99,999 lb .....	S	S	S	S	39.9	47.1	S	37.1	38.7	S	46.1	45.1
100,000 lb or more .....	S	S	S	S	43.8	45.1	S	S	S	—	—	—
<b>SCTG 37, Transportation equipment, n.e.c. ....</b>	<b>15.3</b>	<b>16.7</b>	<b>16.3</b>	<b>22.2</b>	<b>S</b>	<b>S</b>	<b>30.3</b>	<b>S</b>	<b>S</b>	<b>15.3</b>	<b>25.0</b>	<b>25.2</b>
Less than 50 lb .....	29.3	19.4	17.0	30.0	45.8	44.7	23.0	35.9	36.1	33.3	25.0	23.5
50 to 99 lb .....	32.0	43.5	47.4	29.6	30.0	26.1	S	S	S	S	35.9	34.8
100 to 499 lb .....	45.1	35.7	35.9	49.5	32.8	33.0	47.8	S	S	37.0	34.8	34.7
500 to 749 lb .....	S	S	S	S	S	S	S	S	S	37.2	39.1	41.9
750 to 999 lb .....	S	41.6	33.9	46.9	32.1	36.7	S	29.3	29.3	S	S	S
1,000 to 9,999 lb .....	43.3	27.8	24.7	39.1	42.8	41.1	43.5	33.6	32.1	34.4	S	49.2
10,000 to 49,999 lb .....	23.3	22.6	23.5	21.8	19.7	22.1	S	S	S	32.0	27.3	27.0
50,000 to 99,999 lb .....	S	S	S	S	S	S	—	—	—	S	S	S
100,000 lb or more .....	S	S	S	S	S	S	—	—	—	S	S	S
<b>SCTG 38, Precision instruments and apparatus .....</b>	<b>11.2</b>	<b>15.7</b>	<b>15.9</b>	<b>20.2</b>	<b>24.5</b>	<b>22.8</b>	<b>13.1</b>	<b>23.1</b>	<b>22.7</b>	<b>12.8</b>	<b>13.4</b>	<b>13.7</b>
Less than 50 lb .....	14.0	12.1	11.9	27.4	18.2	19.8	17.5	15.6	15.9	13.4	13.7	14.1
50 to 99 lb .....	18.2	18.0	22.9	37.2	25.4	24.6	36.3	24.0	23.6	28.3	32.3	31.3
100 to 499 lb .....	12.2	24.3	27.5	21.2	15.6	16.3	19.7	36.3	36.2	20.0	27.3	26.4
500 to 749 lb .....	41.7	34.2	31.8	33.2	32.4	36.4	22.8	26.3	27.0	27.9	34.9	33.9
750 to 999 lb .....	34.6	S	S	43.4	46.2	49.9	S	39.4	36.3	S	S	S
1,000 to 9,999 lb .....	23.7	20.8	21.5	26.0	22.1	22.6	29.3	26.1	25.6	44.2	36.7	39.3
10,000 to 49,999 lb .....	32.9	27.8	30.2	S	S	S	38.4	41.2	40.8	S	S	S
50,000 to 99,999 lb .....	—	—	—	—	—	—	—	—	—	—	—	—
100,000 lb or more .....	—	—	—	—	—	—	—	—	—	—	—	—
<b>SCTG 39, Furniture, mattresses and mattress supports, lamps, lighting fittings, and illuminated signs .....</b>	<b>10.6</b>	<b>12.6</b>	<b>12.0</b>	<b>18.4</b>	<b>17.8</b>	<b>18.5</b>	<b>13.5</b>	<b>20.8</b>	<b>22.4</b>	<b>15.7</b>	<b>18.2</b>	<b>18.1</b>
Less than 50 lb .....	42.4	S	S	28.8	21.7	20.0	26.8	25.7	27.5	38.9	36.5	40.5
50 to 99 lb .....	35.5	24.4	22.0	27.3	24.3	23.5	27.7	23.5	26.4	23.4	38.1	37.6
100 to 499 lb .....	23.5	14.3	13.4	18.3	14.6	14.8	19.2	19.6	19.4	20.7	23.2	23.0
500 to 749 lb .....	25.2	23.6	23.8	23.0	19.1	20.3	26.0	27.7	26.0	29.4	26.9	27.3
750 to 999 lb .....	22.8	21.9	23.5	29.1	43.1	39.6	31.1	30.6	30.0	31.3	25.7	24.4
1,000 to 9,999 lb .....	11.4	17.4	17.2	23.1	20.3	20.0	23.6	36.0	38.0	25.5	25.5	25.4
10,000 to 49,999 lb .....	25.5	23.5	19.9	33.5	24.3	26.2	34.4	28.0	28.6	36.8	38.8	40.9
50,000 to 99,999 lb .....	S	S	S	S	S	S	—	—	—	S	S	S
100,000 lb or more .....	—	—	—	—	—	—	—	—	—	—	—	—
<b>SCTG 40, Miscellaneous manufactured products ....</b>	<b>8.4</b>	<b>17.2</b>	<b>16.9</b>	<b>8.5</b>	<b>22.7</b>	<b>21.9</b>	<b>6.4</b>	<b>15.1</b>	<b>16.3</b>	<b>9.8</b>	<b>13.3</b>	<b>13.4</b>
Less than 50 lb .....	15.7	13.6	12.6	15.4	16.5	16.7	14.1	35.1	33.6	16.6	S	S
50 to 99 lb .....	16.0	19.9	19.2	20.8	12.1	12.9	21.7	14.3	14.4	17.7	11.4	10.9
100 to 499 lb .....	9.4	10.3	8.8	17.1	8.3	8.5	16.0	13.9	14.4	12.6	13.9	13.8
500 to 749 lb .....	19.9	12.7	12.9	33.7	26.3	31.1	20.1	20.7	19.6	18.1	25.1	24.9
750 to 999 lb .....	18.4	12.4	12.1	34.6	30.1	31.3	24.0	18.8	17.5	21.9	19.4	19.3
1,000 to 9,999 lb .....	10.8	10.6	11.0	13.4	21.0	20.6	13.4	11.3	11.3	23.2	17.7	17.2
10,000 to 49,999 lb .....	24.8	26.7	25.1	33.2	27.2	27.2	15.6	22.1	23.5	24.6	24.2	23.6
50,000 to 99,999 lb .....	18.2	22.2	20.4	32.7	39.1	39.6	S	S	S	S	S	S
100,000 lb or more .....	S	S	S	S	S	S	S	S	S	S	S	S
<b>SCTG 41, Waste and scrap ..</b>	<b>18.5</b>	<b>31.0</b>	<b>36.0</b>	<b>17.6</b>	<b>27.5</b>	<b>27.1</b>	<b>39.0</b>	<b>S</b>	<b>S</b>	<b>36.0</b>	<b>39.7</b>	<b>S</b>
Less than 50 lb .....	S	S	S	S	S	S	S	S	S	S	S	S
50 to 99 lb .....	S	S	S	S	S	S	S	S	S	—	—	—
100 to 499 lb .....	S	S	S	S	S	S	S	44.1	43.2	S	S	S
500 to 749 lb .....	S	S	S	S	S	S	44.3	41.5	41.6	S	S	S
750 to 999 lb .....	S	S	S	S	S	S	S	S	S	—	—	—
1,000 to 9,999 lb .....	S	46.5	45.6	42.4	34.4	36.9	S	S	S	S	S	S
10,000 to 49,999 lb .....	19.3	40.6	46.7	14.9	17.7	18.1	S	29.1	30.7	23.1	22.8	25.3
50,000 to 99,999 lb .....	S	23.9	25.1	31.2	36.8	33.9	S	S	S	S	S	S
100,000 lb or more .....	30.9	29.8	33.0	49.5	46.2	43.5	S	S	S	S	S	S
<b>SCTG 43, Mixed freight .....</b>	<b>9.4</b>	<b>11.5</b>	<b>11.2</b>	<b>17.3</b>	<b>25.4</b>	<b>25.8</b>	<b>43.7</b>	<b>33.8</b>	<b>36.3</b>	<b>S</b>	<b>46.5</b>	<b>45.7</b>
Less than 50 lb .....	23.9	25.6	26.2	40.0	37.1	38.5	S	S	S	44.8	S	S
50 to 99 lb .....	44.9	32.7	32.3	34.9	37.1	37.1	S	48.3	47.8	S	S	S
100 to 499 lb .....	25.0	36.7	39.8	40.8	44.6	42.9	44.4	42.1	43.2	S	S	S
500 to 749 lb .....	S	42.5	41.8	45.8	39.7	37.4	S	S	S	S	S	S
750 to 999 lb .....	27.5	49.8	42.4	41.6	S	S	S	S	S	S	S	S
1,000 to 9,999 lb .....	18.3	19.0	19.4	18.7	23.4	22.4	S	S	S	S	40.4	40.5
10,000 to 49,999 lb .....	17.8	13.0	13.4	28.1	30.0	30.9	35.2	38.1	41.1	S	S	S
50,000 to 99,999 lb .....	S	S	S	S	S	S	—	—	—	—	—	—
100,000 lb or more .....	S	S	S	—	—	—	—	—	—	—	—	—

See footnotes at end of table.

Table B-10. **Coefficients of Variation for Shipment Characteristics by Two-Digit Commodity and Shipment Size by Distance Shipped for the Region: 1997—Con.**

[For explanation of terms and meaning of abbreviations and symbols, see introductory text]

SCTG code, description, shipment size, and distance shipped	100 to 249 miles			250 to 499 miles			500 to 749 miles			750 to 999 miles		
	Value	Tons	Ton-miles	Value	Tons	Ton-miles	Value	Tons	Ton-miles	Value	Tons	Ton-miles
<b>Commodity unknown . . . . .</b>	<b>20.4</b>	<b>35.7</b>	<b>36.9</b>	<b>17.4</b>	<b>19.6</b>	<b>19.7</b>	<b>37.8</b>	<b>33.5</b>	<b>33.5</b>	<b>27.5</b>	<b>26.1</b>	<b>28.3</b>
Less than 50 lb . . . . .	19.8	25.3	25.4	33.5	38.8	38.7	24.1	25.2	23.0	48.1	36.9	35.3
50 to 99 lb . . . . .	S	37.8	35.2	S	46.7	47.9	S	S	S	S	S	S
100 to 499 lb . . . . .	S	30.8	30.3	25.8	20.8	21.0	44.1	41.4	40.5	S	34.4	33.7
500 to 749 lb . . . . .	S	45.4	45.6	31.2	S	44.9	S	48.7	49.5	S	S	S
750 to 999 lb . . . . .	35.0	S	45.8	S	S	S	S	35.2	34.4	S	S	S
1,000 to 9,999 lb . . . . .	32.8	S	S	42.5	S	S	S	S	S	S	S	S
10,000 to 49,999 lb . . . . .	36.1	38.8	39.1	28.7	30.7	29.9	45.8	34.8	35.6	30.9	26.0	27.0
50,000 to 99,999 lb . . . . .	S	49.7	49.3	S	S	S	S	S	S	—	—	—
100,000 lb or more . . . . .	S	S	S	S	S	S	—	—	—	S	S	S

See footnotes at end of table.

**Table B-10. Coefficients of Variation for Shipment Characteristics by Two-Digit Commodity and Shipment Size by Distance Shipped for the Region: 1997—Con.**

[For explanation of terms and meaning of abbreviations and symbols, see introductory text]

SCTG code, description, shipment size, and distance shipped	1,000 to 1,499 miles			1,500 to 1,999 miles			2,000 miles or more		
	Value	Tons	Ton-miles	Value	Tons	Ton-miles	Value	Tons	Ton-miles
<b>All commodities .....</b>	<b>2.7</b>	<b>19.0</b>	<b>18.7</b>	<b>9.2</b>	<b>20.8</b>	<b>22.5</b>	<b>4.2</b>	<b>3.9</b>	<b>4.2</b>
Less than 50 lb .....	6.4	6.8	6.6	12.1	5.6	5.2	7.8	9.8	9.4
50 to 99 lb .....	10.3	17.3	18.1	12.1	17.9	18.8	10.4	10.8	10.6
100 to 499 lb .....	9.7	7.0	7.6	20.0	8.6	8.9	10.5	15.5	14.7
500 to 749 lb .....	14.4	9.8	11.4	S	21.4	22.4	12.6	29.0	28.4
750 to 999 lb .....	9.9	10.3	10.1	32.4	15.0	14.9	47.9	44.7	43.9
1,000 to 9,999 lb .....	6.5	6.8	7.1	25.1	13.5	13.1	6.8	8.2	7.5
10,000 to 49,999 lb .....	4.0	1.9	2.3	6.8	10.0	10.2	6.7	6.2	6.2
50,000 to 99,999 lb .....	26.8	29.1	28.3	23.6	26.9	27.2	24.0	26.6	26.0
100,000 lb or more .....	24.3	48.4	46.1	49.0	S	S	27.5	22.9	23.7
<b>SCTG 01, Live animals and live fish .....</b>	<b>S</b>	<b>S</b>	<b>S</b>	<b>S</b>	<b>S</b>	<b>S</b>	<b>S</b>	<b>S</b>	<b>S</b>
Less than 50 lb .....	—	—	—	—	—	—	—	—	—
50 to 99 lb .....	—	—	—	S	S	S	—	—	—
100 to 499 lb .....	—	—	—	—	—	—	S	S	S
500 to 749 lb .....	—	—	—	—	—	—	—	—	—
750 to 999 lb .....	—	—	—	—	—	—	—	—	—
1,000 to 9,999 lb .....	S	S	S	—	—	—	—	—	—
10,000 to 49,999 lb .....	S	S	S	—	—	—	—	—	—
50,000 to 99,999 lb .....	S	S	S	—	—	—	—	—	—
100,000 lb or more .....	—	—	—	—	—	—	—	—	—
<b>SCTG 02, Cereal grains .....</b>	<b>S</b>	<b>S</b>	<b>S</b>	<b>—</b>	<b>—</b>	<b>—</b>	<b>S</b>	<b>S</b>	<b>S</b>
Less than 50 lb .....	—	—	—	—	—	—	—	—	—
50 to 99 lb .....	—	—	—	—	—	—	—	—	—
100 to 499 lb .....	—	—	—	—	—	—	—	—	—
500 to 749 lb .....	—	—	—	—	—	—	—	—	—
750 to 999 lb .....	—	—	—	—	—	—	—	—	—
1,000 to 9,999 lb .....	S	S	S	—	—	—	—	—	—
10,000 to 49,999 lb .....	S	S	S	—	—	—	S	S	S
50,000 to 99,999 lb .....	—	—	—	—	—	—	—	—	—
100,000 lb or more .....	S	S	S	—	—	—	—	—	—
<b>SCTG 03, Other agricultural products .....</b>	<b>43.1</b>	<b>45.8</b>	<b>39.3</b>	<b>39.0</b>	<b>S</b>	<b>S</b>	<b>48.8</b>	<b>S</b>	<b>S</b>
Less than 50 lb .....	39.9	49.6	48.2	42.7	S	S	S	S	S
50 to 99 lb .....	S	S	S	S	S	S	S	S	S
100 to 499 lb .....	S	S	S	S	S	S	S	48.9	47.3
500 to 749 lb .....	S	S	S	S	S	S	S	S	S
750 to 999 lb .....	S	S	S	S	S	S	—	—	—
1,000 to 9,999 lb .....	39.7	32.0	30.8	S	S	S	S	S	S
10,000 to 49,999 lb .....	S	S	45.4	S	S	S	S	S	S
50,000 to 99,999 lb .....	—	—	—	—	—	—	—	—	—
100,000 lb or more .....	S	S	S	—	—	—	—	—	—
<b>SCTG 04, Animal feed and products of animal origin, n.e.c. ....</b>	<b>38.9</b>	<b>30.4</b>	<b>31.2</b>	<b>S</b>	<b>30.7</b>	<b>30.8</b>	<b>45.7</b>	<b>26.9</b>	<b>27.3</b>
Less than 50 lb .....	S	S	S	S	S	S	S	S	S
50 to 99 lb .....	S	S	S	S	S	S	—	—	—
100 to 499 lb .....	S	S	S	S	S	S	S	S	S
500 to 749 lb .....	S	S	S	S	S	S	—	—	—
750 to 999 lb .....	—	—	—	—	—	—	—	—	—
1,000 to 9,999 lb .....	S	S	S	S	S	S	S	S	S
10,000 to 49,999 lb .....	41.1	35.1	36.7	47.7	37.4	37.0	31.7	36.1	34.4
50,000 to 99,999 lb .....	S	S	S	S	S	S	S	S	S
100,000 lb or more .....	—	—	—	—	—	—	S	S	S
<b>SCTG 05, Meat, fish, seafood, and their preparations .....</b>	<b>29.3</b>	<b>32.8</b>	<b>33.3</b>	<b>37.7</b>	<b>39.9</b>	<b>40.0</b>	<b>26.7</b>	<b>27.6</b>	<b>27.3</b>
Less than 50 lb .....	S	S	S	S	S	S	S	S	S
50 to 99 lb .....	S	S	S	S	S	S	S	S	S
100 to 499 lb .....	S	S	S	S	S	S	S	S	S
500 to 749 lb .....	S	S	S	S	S	S	37.6	47.0	46.7
750 to 999 lb .....	32.3	37.4	37.0	S	S	S	S	S	S
1,000 to 9,999 lb .....	33.4	36.5	36.6	34.5	34.8	34.7	22.4	25.9	26.0
10,000 to 49,999 lb .....	32.6	35.3	35.7	42.4	42.7	43.0	30.7	30.3	29.7
50,000 to 99,999 lb .....	—	—	—	—	—	—	S	S	S
100,000 lb or more .....	S	S	S	—	—	—	S	S	S
<b>SCTG 06, Milled grain products and preparations, and bakery products .....</b>	<b>15.5</b>	<b>14.7</b>	<b>15.7</b>	<b>48.3</b>	<b>28.9</b>	<b>28.7</b>	<b>14.4</b>	<b>24.3</b>	<b>24.2</b>
Less than 50 lb .....	S	45.7	44.8	S	S	S	41.3	40.2	40.4
50 to 99 lb .....	S	S	S	S	S	S	S	S	S
100 to 499 lb .....	S	S	S	S	S	S	S	S	S
500 to 749 lb .....	S	S	S	—	—	—	S	S	S
750 to 999 lb .....	S	S	S	S	S	S	47.9	41.2	41.1
1,000 to 9,999 lb .....	28.9	27.4	27.5	35.0	S	S	25.7	30.0	31.5
10,000 to 49,999 lb .....	17.1	17.2	18.4	S	28.4	28.0	15.0	18.5	16.4
50,000 to 99,999 lb .....	S	S	S	—	—	—	S	S	S
100,000 lb or more .....	S	S	S	—	—	—	S	S	S

See footnotes at end of table.



**Table B-10. Coefficients of Variation for Shipment Characteristics by Two-Digit Commodity and Shipment Size by Distance Shipped for the Region: 1997—Con.**

[For explanation of terms and meaning of abbreviations and symbols, see introductory text]

SCTG code, description, shipment size, and distance shipped	1,000 to 1,499 miles			1,500 to 1,999 miles			2,000 miles or more		
	Value	Tons	Ton-miles	Value	Tons	Ton-miles	Value	Tons	Ton-miles
<b>SCTG 07, Other prepared foodstuffs and fats and oils</b> .....	<b>7.6</b>	<b>5.7</b>	<b>5.4</b>	<b>19.0</b>	<b>20.2</b>	<b>18.8</b>	<b>11.0</b>	<b>11.4</b>	<b>11.5</b>
Less than 50 lb .....	S	S	S	S	S	S	35.5	32.6	31.6
50 to 99 lb .....	S	S	S	S	S	S	S	26.6	26.8
100 to 499 lb .....	S	S	S	25.2	22.0	21.5	45.6	S	S
500 to 749 lb .....	42.5	34.1	35.1	S	S	S	38.6	34.1	32.5
750 to 999 lb .....	S	S	S	49.7	42.5	42.7	35.9	42.4	40.7
1,000 to 9,999 lb .....	22.0	14.6	13.8	33.1	27.5	26.7	39.6	30.8	31.1
10,000 to 49,999 lb .....	7.1	6.3	6.4	18.2	23.6	22.4	11.4	13.4	13.6
50,000 to 99,999 lb .....	S	S	S	S	S	S	S	S	S
100,000 lb or more .....	S	S	S	—	—	—	49.2	46.9	47.4
<b>SCTG 08, Alcoholic beverages</b> .....	<b>40.3</b>	<b>46.3</b>	<b>44.8</b>	<b>46.6</b>	<b>40.6</b>	<b>39.6</b>	<b>45.6</b>	<b>29.9</b>	<b>33.4</b>
Less than 50 lb .....	S	S	S	—	—	—	S	S	S
50 to 99 lb .....	S	S	S	—	—	—	—	—	—
100 to 499 lb .....	—	—	—	S	S	S	S	S	S
500 to 749 lb .....	—	—	—	—	—	—	—	—	—
750 to 999 lb .....	S	S	S	—	—	—	—	—	—
1,000 to 9,999 lb .....	41.2	45.0	46.2	S	S	S	S	S	S
10,000 to 49,999 lb .....	47.3	S	S	S	42.6	41.4	38.6	31.3	35.2
50,000 to 99,999 lb .....	—	—	—	—	—	—	—	—	—
100,000 lb or more .....	S	S	S	—	—	—	S	S	S
<b>SCTG 09, Tobacco products</b> .....	<b>28.4</b>	<b>32.4</b>	<b>32.6</b>	<b>34.4</b>	<b>40.1</b>	<b>39.3</b>	<b>26.4</b>	<b>29.6</b>	<b>29.3</b>
Less than 50 lb .....	S	31.4	33.3	S	36.9	36.9	37.7	29.6	30.9
50 to 99 lb .....	43.1	39.6	39.8	S	S	S	49.5	33.0	32.6
100 to 499 lb .....	49.8	44.3	44.8	S	S	S	40.3	42.0	41.5
500 to 749 lb .....	39.2	39.0	38.4	—	—	—	S	S	S
750 to 999 lb .....	S	S	S	S	S	S	—	—	—
1,000 to 9,999 lb .....	S	S	S	S	S	S	45.0	46.7	45.5
10,000 to 49,999 lb .....	S	S	S	—	—	—	—	—	—
50,000 to 99,999 lb .....	—	—	—	—	—	—	—	—	—
100,000 lb or more .....	—	—	—	—	—	—	—	—	—
<b>SCTG 10, Monumental or building stone</b> .....	<b>46.2</b>	<b>S</b>	<b>S</b>	<b>S</b>	<b>S</b>	<b>S</b>	<b>S</b>	<b>S</b>	<b>S</b>
Less than 50 lb .....	—	—	—	—	—	—	—	—	—
50 to 99 lb .....	—	—	—	—	—	—	—	—	—
100 to 499 lb .....	—	—	—	—	—	—	—	—	—
500 to 749 lb .....	—	—	—	—	—	—	—	—	—
750 to 999 lb .....	—	—	—	—	—	—	—	—	—
1,000 to 9,999 lb .....	S	S	S	—	—	—	S	S	S
10,000 to 49,999 lb .....	46.2	S	S	S	S	S	S	S	S
50,000 to 99,999 lb .....	—	—	—	S	S	S	—	—	—
100,000 lb or more .....	—	—	—	—	—	—	—	—	—
<b>SCTG 11, Natural sands</b> .....	<b>46.7</b>	<b>S</b>	<b>S</b>	<b>S</b>	<b>S</b>	<b>S</b>	<b>S</b>	<b>48.7</b>	<b>48.4</b>
Less than 50 lb .....	—	—	—	—	—	—	—	—	—
50 to 99 lb .....	—	—	—	—	—	—	—	—	—
100 to 499 lb .....	S	S	S	S	S	S	S	S	S
500 to 749 lb .....	S	S	S	—	—	—	S	S	S
750 to 999 lb .....	—	—	—	—	—	—	—	—	—
1,000 to 9,999 lb .....	S	S	S	S	S	S	S	S	S
10,000 to 49,999 lb .....	36.6	S	S	S	S	S	S	45.7	45.8
50,000 to 99,999 lb .....	S	S	S	—	—	—	S	S	S
100,000 lb or more .....	S	S	S	—	—	—	—	—	—
<b>SCTG 12, Gravel and crushed stone</b> .....	<b>S</b>	<b>S</b>	<b>S</b>	<b>S</b>	<b>S</b>	<b>S</b>	<b>S</b>	<b>S</b>	<b>S</b>
Less than 50 lb .....	—	—	—	—	—	—	—	—	—
50 to 99 lb .....	—	—	—	—	—	—	—	—	—
100 to 499 lb .....	S	S	S	—	—	—	—	—	—
500 to 749 lb .....	S	S	S	—	—	—	—	—	—
750 to 999 lb .....	S	S	S	—	—	—	—	—	—
1,000 to 9,999 lb .....	S	S	S	—	—	—	—	—	—
10,000 to 49,999 lb .....	S	S	S	S	S	S	S	S	S
50,000 to 99,999 lb .....	—	—	—	—	—	—	—	—	—
100,000 lb or more .....	S	S	S	—	—	—	—	—	—
<b>SCTG 13, Nonmetallic minerals n.e.c.</b> .....	<b>38.6</b>	<b>34.7</b>	<b>36.1</b>	<b>41.1</b>	<b>29.9</b>	<b>29.2</b>	<b>S</b>	<b>33.1</b>	<b>33.2</b>
Less than 50 lb .....	S	S	S	—	—	—	S	S	S
50 to 99 lb .....	S	S	S	—	—	—	—	—	—
100 to 499 lb .....	41.3	41.2	40.7	S	S	S	S	S	S
500 to 749 lb .....	S	S	S	S	S	S	—	—	—
750 to 999 lb .....	S	S	S	—	—	—	—	—	—
1,000 to 9,999 lb .....	S	S	S	S	S	S	S	S	S
10,000 to 49,999 lb .....	S	41.3	43.6	43.2	31.4	30.2	S	36.7	36.6
50,000 to 99,999 lb .....	—	—	—	—	—	—	—	—	—
100,000 lb or more .....	45.1	45.1	44.7	S	S	S	—	—	—

See footnotes at end of table.

**Table B-10. Coefficients of Variation for Shipment Characteristics by Two-Digit Commodity and Shipment Size by Distance Shipped for the Region: 1997—Con.**

[For explanation of terms and meaning of abbreviations and symbols, see introductory text]

SCTG code, description, shipment size, and distance shipped	1,000 to 1,499 miles			1,500 to 1,999 miles			2,000 miles or more		
	Value	Tons	Ton-miles	Value	Tons	Ton-miles	Value	Tons	Ton-miles
<b>SCTG 14, Metallic ores and concentrates</b> .....	<b>47.4</b>	<b>37.7</b>	<b>37.3</b>	<b>35.5</b>	<b>46.8</b>	<b>47.1</b>	<b>S</b>	<b>S</b>	<b>S</b>
Less than 50 lb .....	S	S	S	—	—	—	S	S	S
50 to 99 lb .....	S	S	S	—	—	—	S	S	S
100 to 499 lb .....	S	S	S	—	—	—	S	S	S
500 to 749 lb .....	S	S	S	—	—	—	—	—	—
750 to 999 lb .....	S	S	S	—	—	—	S	S	S
1,000 to 9,999 lb .....	S	S	S	S	S	S	S	S	S
10,000 to 49,999 lb .....	S	42.8	43.6	43.6	S	S	46.7	S	S
50,000 to 99,999 lb .....	—	—	—	—	—	—	S	S	S
100,000 lb or more .....	S	S	S	—	—	—	—	—	—
<b>SCTG 15, Coal</b> .....	<b>S</b>	<b>S</b>	<b>S</b>	<b>S</b>	<b>S</b>	<b>S</b>	<b>S</b>	<b>S</b>	<b>S</b>
Less than 50 lb .....	—	—	—	—	—	—	—	—	—
50 to 99 lb .....	—	—	—	—	—	—	—	—	—
100 to 499 lb .....	—	—	—	—	—	—	—	—	—
500 to 749 lb .....	—	—	—	—	—	—	—	—	—
750 to 999 lb .....	—	—	—	—	—	—	—	—	—
1,000 to 9,999 lb .....	—	—	—	—	—	—	—	—	—
10,000 to 49,999 lb .....	S	S	S	S	S	S	—	—	—
50,000 to 99,999 lb .....	—	—	—	—	—	—	S	S	S
100,000 lb or more .....	—	—	—	S	S	S	—	—	—
<b>SCTG 17, Gasoline and aviation turbine fuel</b> .....	<b>S</b>	<b>S</b>	<b>S</b>	<b>—</b>	<b>—</b>	<b>—</b>	<b>—</b>	<b>—</b>	<b>—</b>
Less than 50 lb .....	—	—	—	—	—	—	—	—	—
50 to 99 lb .....	—	—	—	—	—	—	—	—	—
100 to 499 lb .....	—	—	—	—	—	—	—	—	—
500 to 749 lb .....	—	—	—	—	—	—	—	—	—
750 to 999 lb .....	—	—	—	—	—	—	—	—	—
1,000 to 9,999 lb .....	—	—	—	—	—	—	—	—	—
10,000 to 49,999 lb .....	S	S	S	—	—	—	—	—	—
50,000 to 99,999 lb .....	S	S	S	—	—	—	—	—	—
100,000 lb or more .....	S	S	S	—	—	—	—	—	—
<b>SCTG 18, Fuel oils</b> .....	<b>S</b>	<b>S</b>	<b>S</b>	<b>—</b>	<b>—</b>	<b>—</b>	<b>—</b>	<b>—</b>	<b>—</b>
Less than 50 lb .....	—	—	—	—	—	—	—	—	—
50 to 99 lb .....	—	—	—	—	—	—	—	—	—
100 to 499 lb .....	—	—	—	—	—	—	—	—	—
500 to 749 lb .....	—	—	—	—	—	—	—	—	—
750 to 999 lb .....	—	—	—	—	—	—	—	—	—
1,000 to 9,999 lb .....	—	—	—	—	—	—	—	—	—
10,000 to 49,999 lb .....	S	S	S	—	—	—	—	—	—
50,000 to 99,999 lb .....	S	S	S	—	—	—	—	—	—
100,000 lb or more .....	—	—	—	—	—	—	—	—	—
<b>SCTG 19, Coal and petroleum products, n.e.c.</b> .....	<b>46.9</b>	<b>S</b>	<b>S</b>	<b>47.5</b>	<b>S</b>	<b>S</b>	<b>30.4</b>	<b>35.4</b>	<b>36.2</b>
Less than 50 lb .....	S	S	S	S	S	S	S	S	S
50 to 99 lb .....	S	S	S	S	S	S	46.7	S	S
100 to 499 lb .....	S	43.6	44.4	S	S	S	S	35.3	33.8
500 to 749 lb .....	S	S	S	S	S	S	S	S	S
750 to 999 lb .....	S	S	S	—	—	—	S	S	S
1,000 to 9,999 lb .....	41.4	48.6	47.2	S	S	S	S	48.9	48.8
10,000 to 49,999 lb .....	S	S	S	—	—	—	S	41.7	40.9
50,000 to 99,999 lb .....	S	S	S	—	—	—	—	—	—
100,000 lb or more .....	S	S	S	S	S	S	S	S	S
<b>SCTG 20, Basic chemicals</b> .....	<b>12.2</b>	<b>45.7</b>	<b>43.8</b>	<b>20.6</b>	<b>42.8</b>	<b>46.7</b>	<b>13.8</b>	<b>14.9</b>	<b>14.4</b>
Less than 50 lb .....	32.0	45.9	45.5	23.0	25.4	24.9	47.5	32.5	36.3
50 to 99 lb .....	S	S	S	S	S	S	S	46.6	44.9
100 to 499 lb .....	S	S	S	45.6	34.4	34.6	37.4	41.2	41.4
500 to 749 lb .....	31.7	34.4	35.4	44.2	35.3	35.1	28.6	23.1	22.5
750 to 999 lb .....	36.8	25.8	25.9	S	S	S	S	S	S
1,000 to 9,999 lb .....	14.4	25.3	25.7	33.1	33.8	35.5	20.6	21.8	21.6
10,000 to 49,999 lb .....	13.4	34.3	34.1	29.2	47.9	S	21.4	17.7	17.8
50,000 to 99,999 lb .....	39.9	37.7	37.0	S	S	S	S	S	S
100,000 lb or more .....	28.7	S	S	—	—	—	39.9	37.2	37.3
<b>SCTG 21, Pharmaceutical products</b> .....	<b>32.5</b>	<b>25.3</b>	<b>24.9</b>	<b>40.9</b>	<b>15.0</b>	<b>15.4</b>	<b>23.9</b>	<b>13.6</b>	<b>13.9</b>
Less than 50 lb .....	33.5	27.6	28.1	40.7	23.5	23.6	37.9	26.7	26.6
50 to 99 lb .....	41.7	S	S	S	S	S	S	S	S
100 to 499 lb .....	S	S	S	S	47.7	47.8	S	25.8	22.9
500 to 749 lb .....	43.2	25.2	25.7	S	S	S	S	46.5	47.0
750 to 999 lb .....	S	S	S	S	S	S	S	38.5	42.4
1,000 to 9,999 lb .....	S	42.1	41.5	S	45.4	45.7	S	S	S
10,000 to 49,999 lb .....	27.6	45.1	44.3	45.2	S	S	43.9	16.9	16.9
50,000 to 99,999 lb .....	S	S	S	—	—	—	S	S	S
100,000 lb or more .....	S	S	S	—	—	—	—	—	—

See footnotes at end of table.

**Table B-10. Coefficients of Variation for Shipment Characteristics by Two-Digit Commodity and Shipment Size by Distance Shipped for the Region: 1997—Con.**

[For explanation of terms and meaning of abbreviations and symbols, see introductory text]

SCTG code, description, shipment size, and distance shipped	1,000 to 1,499 miles			1,500 to 1,999 miles			2,000 miles or more		
	Value	Tons	Ton-miles	Value	Tons	Ton-miles	Value	Tons	Ton-miles
<b>SCTG 22, Fertilizers . . . . .</b>	<b>S</b>	<b>S</b>	<b>S</b>	<b>S</b>	<b>S</b>	<b>S</b>	<b>S</b>	<b>S</b>	<b>S</b>
Less than 50 lb . . . . .	S	S	S	S	S	S	S	S	S
50 to 99 lb . . . . .	—	—	—	S	S	S	—	—	—
100 to 499 lb . . . . .	—	—	—	S	S	S	S	S	S
500 to 749 lb . . . . .	S	S	S	—	—	—	S	S	S
750 to 999 lb . . . . .	—	—	—	—	—	—	—	—	—
1,000 to 9,999 lb . . . . .	S	S	S	S	S	S	S	S	S
10,000 to 49,999 lb . . . . .	S	S	S	—	—	—	S	S	S
50,000 to 99,999 lb . . . . .	—	—	—	—	—	—	—	—	—
100,000 lb or more . . . . .	—	—	—	—	—	—	—	—	—
<b>SCTG 23, Chemical products and preparations, n.e.c. . . . .</b>	<b>21.7</b>	<b>13.2</b>	<b>14.1</b>	<b>S</b>	<b>15.5</b>	<b>15.9</b>	<b>29.5</b>	<b>20.4</b>	<b>19.3</b>
Less than 50 lb . . . . .	26.3	21.8	21.9	36.1	27.4	28.6	30.1	19.0	19.3
50 to 99 lb . . . . .	31.9	21.0	21.0	45.4	48.0	48.3	S	26.6	26.4
100 to 499 lb . . . . .	S	19.0	19.3	31.5	24.4	23.5	S	33.7	28.0
500 to 749 lb . . . . .	30.9	23.8	24.5	S	S	S	S	21.1	21.1
750 to 999 lb . . . . .	S	40.3	42.5	S	38.7	38.5	S	30.1	30.1
1,000 to 9,999 lb . . . . .	33.4	20.4	19.6	39.4	30.0	29.2	49.5	37.9	32.0
10,000 to 49,999 lb . . . . .	23.7	19.8	20.3	20.4	19.7	20.7	22.9	19.1	19.1
50,000 to 99,999 lb . . . . .	S	S	S	—	—	—	S	S	S
100,000 lb or more . . . . .	28.2	30.7	28.6	—	—	—	S	S	46.9
<b>SCTG 24, Plastics and rubber . . . . .</b>	<b>11.2</b>	<b>24.2</b>	<b>29.5</b>	<b>9.5</b>	<b>18.8</b>	<b>18.7</b>	<b>11.2</b>	<b>23.6</b>	<b>25.8</b>
Less than 50 lb . . . . .	18.4	17.1	16.9	30.1	27.8	27.9	11.0	10.5	10.7
50 to 99 lb . . . . .	28.2	30.5	31.4	41.7	27.7	26.3	24.4	31.2	30.9
100 to 499 lb . . . . .	18.6	24.1	24.2	19.5	15.8	15.1	17.3	19.5	19.3
500 to 749 lb . . . . .	13.3	15.2	14.7	29.0	42.6	45.3	28.6	19.4	19.2
750 to 999 lb . . . . .	20.6	16.9	17.5	24.9	34.3	33.6	19.5	16.8	16.3
1,000 to 9,999 lb . . . . .	16.8	9.6	10.0	14.9	11.3	11.8	18.5	16.6	17.0
10,000 to 49,999 lb . . . . .	15.5	13.9	14.0	19.6	25.3	24.8	16.0	22.5	21.9
50,000 to 99,999 lb . . . . .	S	S	S	S	S	S	S	S	S
100,000 lb or more . . . . .	S	S	S	S	S	S	S	S	S
<b>SCTG 25, Logs and other wood in the rough . . . . .</b>	<b>S</b>	<b>S</b>	<b>S</b>	<b>S</b>	<b>S</b>	<b>S</b>	<b>S</b>	<b>S</b>	<b>S</b>
Less than 50 lb . . . . .	—	—	—	—	—	—	S	S	S
50 to 99 lb . . . . .	—	—	—	—	—	—	—	—	—
100 to 499 lb . . . . .	—	—	—	—	—	—	—	—	—
500 to 749 lb . . . . .	—	—	—	—	—	—	—	—	—
750 to 999 lb . . . . .	—	—	—	—	—	—	—	—	—
1,000 to 9,999 lb . . . . .	S	S	S	—	—	—	S	S	S
10,000 to 49,999 lb . . . . .	S	S	S	S	S	S	S	S	S
50,000 to 99,999 lb . . . . .	—	—	—	—	—	—	—	—	—
100,000 lb or more . . . . .	—	—	—	—	—	—	—	—	—
<b>SCTG 26, Wood products . . . . .</b>	<b>16.8</b>	<b>33.2</b>	<b>31.3</b>	<b>36.0</b>	<b>45.9</b>	<b>49.2</b>	<b>17.4</b>	<b>21.9</b>	<b>21.4</b>
Less than 50 lb . . . . .	44.6	30.0	32.1	35.4	25.6	27.2	36.5	37.7	38.0
50 to 99 lb . . . . .	25.9	27.1	28.0	S	49.0	46.8	S	S	S
100 to 499 lb . . . . .	26.9	43.9	43.2	33.1	45.0	43.8	32.0	29.4	28.5
500 to 749 lb . . . . .	31.3	27.6	26.4	25.7	25.8	27.1	S	S	S
750 to 999 lb . . . . .	S	S	S	46.1	46.6	44.7	36.0	31.1	30.7
1,000 to 9,999 lb . . . . .	22.7	20.0	20.0	39.4	37.3	37.6	31.6	30.1	30.9
10,000 to 49,999 lb . . . . .	17.1	11.5	11.6	42.5	39.4	41.0	18.0	16.2	16.1
50,000 to 99,999 lb . . . . .	39.3	35.3	37.4	S	S	S	S	49.1	48.4
100,000 lb or more . . . . .	44.5	45.8	44.2	S	S	S	41.9	39.7	37.6
<b>SCTG 27, Pulp, newsprint, paper, and paperboard . . . . .</b>	<b>9.9</b>	<b>10.7</b>	<b>11.1</b>	<b>28.5</b>	<b>25.3</b>	<b>25.6</b>	<b>15.2</b>	<b>19.0</b>	<b>21.8</b>
Less than 50 lb . . . . .	S	S	S	31.1	36.6	35.3	37.9	41.0	40.0
50 to 99 lb . . . . .	33.5	40.7	41.9	S	S	S	36.0	35.8	36.5
100 to 499 lb . . . . .	31.3	33.0	32.2	41.7	36.6	37.4	16.4	21.6	22.2
500 to 749 lb . . . . .	43.5	37.5	39.1	S	39.8	41.9	39.7	41.5	41.6
750 to 999 lb . . . . .	31.9	S	S	S	S	S	40.1	S	S
1,000 to 9,999 lb . . . . .	27.2	28.1	28.2	18.6	22.7	22.1	23.7	22.9	22.6
10,000 to 49,999 lb . . . . .	11.5	10.4	10.5	34.8	30.6	31.1	22.0	16.6	17.5
50,000 to 99,999 lb . . . . .	44.5	30.5	29.0	—	—	—	S	S	S
100,000 lb or more . . . . .	16.8	16.5	17.8	S	S	S	39.1	49.6	S
<b>SCTG 28, Paper or paperboard articles . . . . .</b>	<b>16.0</b>	<b>17.1</b>	<b>18.0</b>	<b>15.6</b>	<b>34.5</b>	<b>32.5</b>	<b>32.8</b>	<b>39.7</b>	<b>38.2</b>
Less than 50 lb . . . . .	19.0	30.3	28.7	20.9	20.1	19.9	28.1	26.7	26.2
50 to 99 lb . . . . .	32.1	29.3	28.4	38.7	32.1	31.5	S	23.6	23.3
100 to 499 lb . . . . .	32.4	21.1	20.7	33.6	37.0	36.4	22.4	26.0	26.2
500 to 749 lb . . . . .	46.6	31.1	31.4	S	37.6	35.9	S	33.0	32.7
750 to 999 lb . . . . .	27.4	39.0	39.7	S	S	S	41.4	33.2	32.0
1,000 to 9,999 lb . . . . .	19.2	20.7	20.9	20.1	22.3	21.1	S	S	S
10,000 to 49,999 lb . . . . .	22.2	21.7	22.9	37.7	49.2	46.9	17.2	27.2	24.4
50,000 to 99,999 lb . . . . .	S	S	S	—	—	—	—	—	—
100,000 lb or more . . . . .	—	—	—	—	—	—	—	—	—

See footnotes at end of table.

**Table B-10. Coefficients of Variation for Shipment Characteristics by Two-Digit Commodity and Shipment Size by Distance Shipped for the Region: 1997—Con.**

[For explanation of terms and meaning of abbreviations and symbols, see introductory text]

SCTG code, description, shipment size, and distance shipped	1,000 to 1,499 miles			1,500 to 1,999 miles			2,000 miles or more		
	Value	Tons	Ton-miles	Value	Tons	Ton-miles	Value	Tons	Ton-miles
<b>SCTG 29, Printed products</b>	<b>28.1</b>	<b>21.1</b>	<b>21.6</b>	<b>S</b>	<b>45.8</b>	<b>43.5</b>	<b>42.6</b>	<b>34.0</b>	<b>32.9</b>
Less than 50 lb	27.6	24.3	24.0	25.0	18.7	18.2	20.7	23.0	22.5
50 to 99 lb	S	49.7	48.3	43.1	S	S	42.6	46.8	45.7
100 to 499 lb	S	S	S	39.6	37.7	39.2	S	S	S
500 to 749 lb	36.2	33.8	34.5	44.9	34.7	34.3	S	S	S
750 to 999 lb	38.0	33.3	34.8	43.3	S	S	S	S	S
1,000 to 9,999 lb	25.3	18.7	18.3	S	S	S	44.1	S	S
10,000 to 49,999 lb	27.8	28.4	28.8	38.7	42.4	41.4	19.0	42.0	43.1
50,000 to 99,999 lb	S	S	S	—	—	—	—	—	—
100,000 lb or more	S	S	S	—	—	—	—	—	—
<b>SCTG 30, Textiles, leather, and articles of textiles or leather</b>	<b>15.8</b>	<b>18.7</b>	<b>19.3</b>	<b>17.0</b>	<b>12.6</b>	<b>12.5</b>	<b>11.9</b>	<b>10.9</b>	<b>10.5</b>
Less than 50 lb	14.9	19.5	18.5	25.4	21.6	20.9	10.3	12.9	13.4
50 to 99 lb	43.2	S	S	S	45.6	44.4	13.9	16.2	15.4
100 to 499 lb	24.7	20.4	19.5	15.9	13.5	13.3	29.2	29.8	30.0
500 to 749 lb	21.4	24.0	23.1	38.9	23.5	22.0	23.6	23.0	22.1
750 to 999 lb	15.2	13.8	12.4	S	46.5	44.8	36.6	32.2	30.4
1,000 to 9,999 lb	19.1	34.4	36.6	17.9	19.4	19.9	20.1	16.9	17.0
10,000 to 49,999 lb	18.8	16.0	15.5	S	34.2	32.6	25.5	18.4	22.1
50,000 to 99,999 lb	S	S	S	S	S	S	S	S	S
100,000 lb or more	—	—	—	—	—	—	S	S	S
<b>SCTG 31, Nonmetallic mineral products</b>	<b>13.7</b>	<b>15.9</b>	<b>14.5</b>	<b>18.3</b>	<b>33.8</b>	<b>34.4</b>	<b>12.5</b>	<b>31.8</b>	<b>29.5</b>
Less than 50 lb	25.2	23.7	23.7	S	S	S	29.8	S	S
50 to 99 lb	27.5	26.7	26.7	36.1	32.4	32.0	27.8	30.8	30.9
100 to 499 lb	21.0	28.0	28.7	34.7	S	S	24.0	20.3	20.8
500 to 749 lb	44.8	28.7	29.5	44.7	36.9	36.8	S	35.8	37.7
750 to 999 lb	37.2	25.8	24.1	S	36.0	36.1	43.9	13.6	12.8
1,000 to 9,999 lb	28.8	33.5	31.5	29.0	22.3	22.2	22.9	20.9	21.2
10,000 to 49,999 lb	18.6	14.0	14.7	29.5	31.2	29.9	16.9	31.9	30.8
50,000 to 99,999 lb	S	S	S	S	S	S	44.2	S	S
100,000 lb or more	42.0	35.9	38.1	35.4	S	S	S	S	S
<b>SCTG 32, Base metal in primary or semifinished forms and in finished basic shapes</b>	<b>12.7</b>	<b>14.8</b>	<b>17.8</b>	<b>18.7</b>	<b>23.9</b>	<b>22.8</b>	<b>24.1</b>	<b>15.8</b>	<b>16.5</b>
Less than 50 lb	32.7	31.9	30.9	38.6	S	S	32.0	S	S
50 to 99 lb	19.8	25.6	25.2	33.2	29.1	28.7	32.2	18.9	19.5
100 to 499 lb	14.0	21.2	20.4	21.5	19.9	19.2	38.7	30.6	30.1
500 to 749 lb	45.4	34.4	34.6	S	S	S	47.9	46.3	45.6
750 to 999 lb	26.1	25.2	24.1	43.8	S	S	43.0	S	S
1,000 to 9,999 lb	14.7	13.6	13.4	30.3	30.3	28.1	32.5	21.6	22.3
10,000 to 49,999 lb	14.7	12.5	15.4	31.9	26.7	26.5	31.9	17.8	18.0
50,000 to 99,999 lb	S	47.4	S	S	S	S	S	35.3	33.9
100,000 lb or more	30.5	30.9	31.1	S	S	S	S	S	S
<b>SCTG 33, Articles of base metal</b>	<b>10.7</b>	<b>14.7</b>	<b>16.9</b>	<b>22.3</b>	<b>47.2</b>	<b>44.8</b>	<b>17.0</b>	<b>16.4</b>	<b>17.1</b>
Less than 50 lb	21.5	20.4	20.1	32.6	14.9	14.6	31.5	S	S
50 to 99 lb	20.0	28.1	29.2	34.2	38.1	37.0	30.9	26.0	24.8
100 to 499 lb	17.2	13.9	14.2	18.7	22.8	23.3	16.8	16.8	17.2
500 to 749 lb	23.4	20.0	20.6	34.8	38.1	37.3	14.1	19.5	19.4
750 to 999 lb	36.6	33.1	33.5	41.5	43.8	43.6	20.8	34.1	35.0
1,000 to 9,999 lb	20.7	17.3	17.4	21.1	28.1	27.4	22.7	22.0	22.4
10,000 to 49,999 lb	11.7	14.1	15.3	37.5	28.3	28.6	24.1	33.5	33.6
50,000 to 99,999 lb	S	S	S	S	S	S	S	S	S
100,000 lb or more	S	S	S	S	S	S	S	S	S
<b>SCTG 34, Machinery</b>	<b>9.2</b>	<b>15.4</b>	<b>14.7</b>	<b>14.7</b>	<b>17.3</b>	<b>16.7</b>	<b>13.5</b>	<b>15.6</b>	<b>16.1</b>
Less than 50 lb	15.6	12.5	13.2	10.1	8.7	8.9	17.6	17.3	17.1
50 to 99 lb	34.0	21.0	20.1	20.5	34.3	36.2	26.3	20.0	20.0
100 to 499 lb	21.1	17.4	17.5	13.9	36.1	36.5	33.0	16.7	16.5
500 to 749 lb	45.8	49.1	S	42.9	32.0	32.6	35.3	38.1	35.9
750 to 999 lb	29.7	35.1	32.5	30.3	37.7	39.2	27.9	26.4	25.7
1,000 to 9,999 lb	18.3	13.5	13.3	25.1	25.9	25.7	22.6	17.4	16.8
10,000 to 49,999 lb	20.6	20.1	19.3	31.6	31.5	31.0	42.7	26.6	27.9
50,000 to 99,999 lb	S	S	S	S	S	S	S	S	S
100,000 lb or more	S	S	S	S	S	S	S	S	S
<b>SCTG 35, Electronic and other electrical equipment and components and office equipment</b>	<b>7.6</b>	<b>8.0</b>	<b>7.3</b>	<b>15.7</b>	<b>20.2</b>	<b>20.2</b>	<b>9.6</b>	<b>7.8</b>	<b>7.8</b>
Less than 50 lb	5.9	7.6	7.5	27.5	8.9	9.2	12.0	17.5	17.7
50 to 99 lb	21.2	25.6	24.6	20.5	19.9	20.9	16.1	15.1	14.9
100 to 499 lb	32.5	17.0	17.3	22.5	28.3	28.4	15.1	8.4	8.1
500 to 749 lb	27.7	23.0	24.2	43.1	47.9	45.9	31.5	14.8	15.0
750 to 999 lb	30.2	16.8	17.0	S	31.2	31.0	S	24.9	25.1
1,000 to 9,999 lb	18.4	16.2	15.7	25.5	25.2	24.9	30.4	18.5	18.1
10,000 to 49,999 lb	40.7	17.3	16.5	32.8	28.9	28.4	25.7	19.7	19.9
50,000 to 99,999 lb	S	S	S	S	S	S	S	S	S
100,000 lb or more	S	S	S	—	—	—	—	—	—

See footnotes at end of table.

**Table B-10. Coefficients of Variation for Shipment Characteristics by Two-Digit Commodity and Shipment Size by Distance Shipped for the Region: 1997—Con.**

[For explanation of terms and meaning of abbreviations and symbols, see introductory text]

SCTG code, description, shipment size, and distance shipped	1,000 to 1,499 miles			1,500 to 1,999 miles			2,000 miles or more		
	Value	Tons	Ton-miles	Value	Tons	Ton-miles	Value	Tons	Ton-miles
<b>SCTG 36, Motorized and other vehicles (including parts) .....</b>	<b>18.7</b>	<b>31.5</b>	<b>30.7</b>	<b>20.4</b>	<b>26.9</b>	<b>26.5</b>	<b>16.0</b>	<b>13.9</b>	<b>14.7</b>
Less than 50 lb .....	24.4	25.6	26.5	33.4	25.7	25.1	39.7	49.8	S
50 to 99 lb .....	27.1	28.5	27.8	42.0	S	S	21.3	31.7	31.3
100 to 499 lb .....	38.3	33.8	39.0	38.6	35.3	34.3	S	S	S
500 to 749 lb .....	S	45.1	46.2	39.4	29.7	28.6	26.1	37.1	36.0
750 to 999 lb .....	S	38.2	35.9	S	S	S	S	S	S
1,000 to 9,999 lb .....	23.6	21.7	22.9	32.8	31.1	31.8	24.7	17.5	17.9
10,000 to 49,999 lb .....	43.3	49.8	48.4	44.1	38.6	38.3	40.5	35.4	35.6
50,000 to 99,999 lb .....	S	S	S	S	S	S	48.1	46.3	47.3
100,000 lb or more .....	—	—	—	—	—	—	S	S	S
<b>SCTG 37, Transportation equipment, n.e.c. ....</b>	<b>21.8</b>	<b>32.5</b>	<b>34.8</b>	<b>40.7</b>	<b>S</b>	<b>S</b>	<b>23.4</b>	<b>S</b>	<b>S</b>
Less than 50 lb .....	24.5	38.0	39.7	39.8	37.5	37.9	25.3	S	S
50 to 99 lb .....	39.0	S	S	S	S	S	28.1	30.4	30.1
100 to 499 lb .....	S	37.3	36.7	S	S	S	33.9	31.8	32.1
500 to 749 lb .....	48.0	39.8	39.2	S	S	S	39.6	31.1	32.0
750 to 999 lb .....	S	S	S	S	S	S	S	S	S
1,000 to 9,999 lb .....	30.0	20.8	20.2	S	S	S	23.8	37.6	34.5
10,000 to 49,999 lb .....	33.7	31.9	31.2	S	S	S	34.2	S	S
50,000 to 99,999 lb .....	44.0	47.1	48.2	—	—	—	—	—	—
100,000 lb or more .....	S	S	S	—	—	—	S	S	S
<b>SCTG 38, Precision instruments and apparatus .....</b>	<b>11.3</b>	<b>15.3</b>	<b>14.4</b>	<b>18.6</b>	<b>36.0</b>	<b>36.3</b>	<b>15.2</b>	<b>23.2</b>	<b>23.0</b>
Less than 50 lb .....	12.7	6.8	6.4	27.9	9.0	8.8	23.4	14.5	14.4
50 to 99 lb .....	25.8	12.5	12.9	37.3	18.9	19.4	33.6	21.7	21.1
100 to 499 lb .....	27.3	30.4	30.2	20.9	S	S	18.7	34.2	32.3
500 to 749 lb .....	22.4	S	S	S	45.4	45.1	37.7	43.3	44.6
750 to 999 lb .....	48.7	37.7	37.4	S	40.6	39.9	S	45.1	43.1
1,000 to 9,999 lb .....	27.7	34.5	34.8	S	S	S	25.9	S	S
10,000 to 49,999 lb .....	S	S	S	S	S	S	46.6	46.8	47.1
50,000 to 99,999 lb .....	—	—	—	—	—	—	—	—	—
100,000 lb or more .....	—	—	—	—	—	—	—	—	—
<b>SCTG 39, Furniture, mattresses and mattress supports, lamps, lighting fittings, and illuminated signs .....</b>	<b>14.7</b>	<b>18.1</b>	<b>18.3</b>	<b>20.4</b>	<b>22.1</b>	<b>21.3</b>	<b>14.6</b>	<b>18.4</b>	<b>17.9</b>
Less than 50 lb .....	25.5	40.6	44.0	20.4	22.7	22.0	37.7	39.6	38.3
50 to 99 lb .....	48.2	27.6	26.4	32.6	31.9	33.7	25.1	27.6	26.9
100 to 499 lb .....	19.3	23.1	22.8	23.1	30.6	27.9	28.4	19.4	19.5
500 to 749 lb .....	28.1	26.8	27.4	S	39.3	37.5	28.6	35.8	35.3
750 to 999 lb .....	S	37.9	37.0	33.5	34.6	35.5	35.2	36.8	35.4
1,000 to 9,999 lb .....	29.0	33.1	32.7	33.3	35.3	37.4	21.3	24.5	23.7
10,000 to 49,999 lb .....	39.0	29.9	31.8	S	S	49.8	26.9	35.6	34.5
50,000 to 99,999 lb .....	—	—	—	—	—	—	S	S	S
100,000 lb or more .....	—	—	—	—	—	—	—	—	—
<b>SCTG 40, Miscellaneous manufactured products .....</b>	<b>9.2</b>	<b>17.8</b>	<b>18.7</b>	<b>24.4</b>	<b>S</b>	<b>S</b>	<b>6.8</b>	<b>21.3</b>	<b>20.7</b>
Less than 50 lb .....	10.5	15.0	15.3	35.4	12.4	12.3	9.5	25.3	24.0
50 to 99 lb .....	12.4	11.7	11.9	23.4	33.3	36.8	14.7	22.0	21.2
100 to 499 lb .....	18.2	16.7	17.0	23.1	26.1	26.1	21.5	9.6	8.4
500 to 749 lb .....	24.5	21.3	21.7	31.1	33.0	32.7	30.9	16.5	16.1
750 to 999 lb .....	47.1	35.7	35.1	38.1	32.3	32.0	26.5	31.3	31.6
1,000 to 9,999 lb .....	16.2	11.5	12.0	23.2	21.4	22.8	14.6	18.0	16.9
10,000 to 49,999 lb .....	23.4	27.7	29.0	37.2	42.1	42.0	37.0	32.2	32.5
50,000 to 99,999 lb .....	43.6	49.5	S	S	S	S	S	S	S
100,000 lb or more .....	S	S	S	S	S	S	S	S	S
<b>SCTG 41, Waste and scrap .....</b>	<b>42.5</b>	<b>41.9</b>	<b>45.2</b>	<b>S</b>	<b>S</b>	<b>S</b>	<b>S</b>	<b>45.5</b>	<b>43.9</b>
Less than 50 lb .....	—	—	—	—	—	—	—	—	—
50 to 99 lb .....	S	S	S	—	—	—	S	S	S
100 to 499 lb .....	S	S	S	S	S	S	S	S	S
500 to 749 lb .....	—	—	—	—	—	—	—	—	—
750 to 999 lb .....	S	S	S	—	—	—	S	S	S
1,000 to 9,999 lb .....	S	S	S	S	S	S	S	S	S
10,000 to 49,999 lb .....	39.2	28.6	28.9	S	S	S	S	S	S
50,000 to 99,999 lb .....	S	S	S	S	S	S	S	S	S
100,000 lb or more .....	S	S	S	S	S	S	S	S	S
<b>SCTG 43, Mixed freight .....</b>	<b>27.7</b>	<b>36.4</b>	<b>36.1</b>	<b>27.1</b>	<b>46.3</b>	<b>44.8</b>	<b>S</b>	<b>43.3</b>	<b>41.4</b>
Less than 50 lb .....	37.7	S	S	S	S	S	40.3	S	S
50 to 99 lb .....	S	S	S	S	S	S	S	S	S
100 to 499 lb .....	41.4	40.5	40.1	S	S	S	47.4	S	S
500 to 749 lb .....	S	S	S	S	S	S	S	S	S
750 to 999 lb .....	S	S	S	S	S	S	46.0	49.2	49.6
1,000 to 9,999 lb .....	36.1	31.7	32.5	48.0	S	S	33.9	39.8	40.2
10,000 to 49,999 lb .....	33.8	34.9	35.0	S	S	S	S	S	S
50,000 to 99,999 lb .....	S	S	S	—	—	—	—	—	—
100,000 lb or more .....	—	—	—	—	—	—	—	—	—

See footnotes at end of table.

Table B-10. **Coefficients of Variation for Shipment Characteristics by Two-Digit Commodity and Shipment Size by Distance Shipped for the Region: 1997—Con.**

[For explanation of terms and meaning of abbreviations and symbols, see introductory text]

SCTG code, description, shipment size, and distance shipped	1,000 to 1,499 miles			1,500 to 1,999 miles			2,000 miles or more		
	Value	Tons	Ton-miles	Value	Tons	Ton-miles	Value	Tons	Ton-miles
<b>Commodity unknown . . . . .</b>	<b>29.8</b>	<b>S</b>	<b>S</b>	<b>39.5</b>	<b>48.1</b>	<b>49.4</b>	<b>25.1</b>	<b>S</b>	<b>S</b>
Less than 50 lb . . . . .	33.1	21.9	21.7	28.7	31.0	32.0	29.8	32.2	33.8
50 to 99 lb . . . . .	S	34.2	33.4	S	43.5	43.7	S	S	S
100 to 499 lb . . . . .	36.3	S	S	S	S	S	40.9	42.8	44.4
500 to 749 lb . . . . .	S	S	S	—	—	—	S	49.7	S
750 to 999 lb . . . . .	S	47.3	48.0	S	S	S	S	S	S
1,000 to 9,999 lb . . . . .	38.2	S	49.0	41.7	37.6	37.5	S	S	S
10,000 to 49,999 lb . . . . .	38.0	43.3	46.7	S	S	S	S	S	S
50,000 to 99,999 lb . . . . .	—	—	—	—	—	—	—	—	—
100,000 lb or more . . . . .	S	S	S	—	—	—	—	—	—

— Represents data cell equal to zero or less than 1 unit of measure.  
D Denotes figures withheld to avoid disclosing data for individual companies.  
S Data do not meet publication standards because of high sampling variability or other reasons.

Note: For description of development and uses of measures of reliability, see Appendix B, Reliability of the Estimates.

# Appendix C.

## Sample Design, Data Collection, and Estimation

---

### INTRODUCTION

The primary goal for the 1997 Commodity Flow Survey (CFS) is to estimate shipping volumes (value, tons, and ton-miles) by commodity and mode of transportation at varying levels of geographic detail. A detailed description of the sample design for the 1997 CFS is provided below.

### SAMPLE DESIGN

The sample for the 1997 CFS is selected using a stratified three-stage design in which the first-stage sampling units are establishments, the second-stage sampling units are groups of four 1-week periods (reporting weeks) within the survey year, and the third-stage sampling units are shipments.

#### First Stage

To create the first-stage sampling frame, we extracted a subset of establishment records from the 1995 Standard Statistical Establishment List (SSEL). The SSEL is a database, maintained by the Bureau of the Census, that contains a record for each establishment with employees. (An establishment is a single physical location where business transactions take place.) Establishments having nonzero payroll in 1994 and classified in the mining, manufacturing, wholesale, or selected retail industries, as defined by the 1987 Standard Industrial Classification (SIC) Manual, are included on the sampling frame. Auxiliary establishments (e.g. warehouses and central administrative offices) with shipping activity are also included. Auxiliary establishments are establishments that are primarily involved in rendering support services for other establishments within the same company, instead of for the public, government, or other business firms. All other establishments contained on the sampling frame are referred to as nonauxiliary establishments. For each establishment we extracted sales, payroll, number of employees, name and address information, as well as a primary identifier. We also computed a measure of size for each establishment. The measure of size for a particular establishment is designed to approximate the establishment's total value of shipments for 1994.

To reduce the amount of sampling variability and because estimates are desired for each commodity, we used a stratified design with a certainty component for each three-digit SIC. To accomplish this, each establishment on the sampling frame is classified into a three-digit

SIC grouping. For each group of establishments, a boundary (or cutoff) that divides the certainty establishments from the noncertainty establishments is determined using the Lavallee-Hidiroglou algorithm. If an establishment's measure of size is greater than the cutoff, the establishment is selected "with certainty". Establishments selected "with certainty" were assured of being selected and represented only themselves (i.e., have a selection probability of one and a sampling weight of one). No certainty cutoffs are set for auxiliary establishments because they only make up a small portion of the estimated total value of shipments for all establishments on the sampling frame.

Establishments not selected with certainty make up the noncertainty universe. We stratify the noncertainty universe by SIC recode, National Transportation Analysis Region (NTAR), and a flag used to differentiate auxiliary establishments from nonauxiliary establishments. Each SIC recode is constructed from a group of related three-digit SIC codes. The NTARs, developed by the Department of Transportation as combinations of Bureau of Economic Analysis (BEA) Areas, collectively provide a mutually exclusive and exhaustive coverage of the United States. Finally, the auxiliary stratification came about because establishments with different types of operation may have different shipping practices. We refer to a particular SIC recode-NTAR-auxiliary flag combination as a primary stratum.

We further stratify the noncertainty establishments within each primary stratum using the measure of size previously described. We refer to these measure-of-size strata as substrata of the primary strata. The measure of size stratification increases the efficiency of the sample design. The Dalenius-Hodges cumulative rule is used to set the substratum boundaries. We then use Neyman allocation to determine the sample size required within each substratum to meet a coefficient of variation constraint on the primary stratum total measure of size. Within each substratum, a simple random sample of establishments is selected without replacement.

To arrive at the final sample size, we allocated additional establishments to some of the strata so that the probability of selecting any establishment is no less than 1 in 100. In total, the first-stage sample comprises 102,739 establishments.

#### Second Stage

The frame for the second stage of sampling consists of 52 one-week reporting periods (reporting weeks) during the interval from December 29, 1996, to December 26,

1997. Each establishment selected for the 1997 CFS was systematically assigned to report for a group of four reporting weeks throughout the survey year. The four reporting weeks in a given group are separated by 12 weeks. For example, an establishment might be requested to report data for the 5th, 18th, 31st, and 44th weeks of the survey year.

### Third Stage

For each of the four reporting weeks in which an establishment is asked to report, we request the respondent to construct a sampling frame that consists of all shipments made by their establishment in each particular reporting week. For any particular reporting week, if an establishment makes 40 or fewer shipments during that week, we ask the respondent to provide information about all of their establishment's shipments from that week, i.e., no sampling is required. For establishments making more than 40 shipments in a given reporting week, we ask the respondent to select a systematic sample of these shipments and to provide us with information only about the selected shipments. The size of a particular respondent's sample for a given reporting week should be between 20 and 40 shipments, depending on the total number of shipments the establishment made during that reporting week.

### DATA COLLECTION

Each establishment selected into the CFS sample is mailed a questionnaire for each of its four reporting weeks. For a given establishment, we request the respondent to provide the following information about their establishment's shipments: domestic destination or port of exit, commodity, value, weight, mode(s) of transportation, the date on which the shipment was made, and an indication of whether the shipment was an export, hazardous material, or containerized. For shipments that include more than one commodity, respondents are instructed to report the commodity that makes up the greatest percentage of the shipment's weight. For exports, we also ask the respondent to provide the mode of export and the foreign destination city and country.

We used two versions of the questionnaire to collect data from the sampled establishments—the CFS-1000 and the CFS-2000. Each establishment received the CFS-1000 in each of its first three reporting weeks. However, for the fourth reporting week, a subsample of approximately 25,000 establishments received the CFS-2000, while the remaining establishments received the CFS-1000. The CFS-2000 requests the respondent to provide additional information about their establishment's access to on-site and off-site shipping facilities, as well as transportation equipment. See Appendix E for a copy of each questionnaire.

### ESTIMATION

Each shipment has associated with it a single tabulation weight, that is used in computing all estimates to which

the shipment contributes. The tabulation weight is a product of seven different weights. A description of each weight follows.

CFS respondents provide data for a sample of shipments made by their respective establishments in the survey year. For each establishment, we produce an estimate of that establishment's total value of shipments for the entire survey year. To do this, we use four different weights, the shipment weight, the shipment nonresponse weight, the quarter weight, and the quarter nonresponse weight.

Like establishments, we identify shipments as either certainty or noncertainty. (See the Nonsampling Error section in Appendix B for a description of how certainty shipments are identified.) For noncertainty shipments, the shipment weight is defined as the ratio of the total number of noncertainty shipments (as reported by the respondent) made by an establishment in a reporting week to the number of sampled noncertainty shipments for the same week. This weight uses the data from the sampled shipments to represent all the establishment's shipments made in the reporting week. However, some respondents fail to provide sufficient information about a sampled shipment. For example, a respondent may not be able to provide value, weight, or a destination ZIP Code for some of the sampled shipments. If these data items cannot be imputed, then these shipments would not contribute to tabulations and are deemed "unusable." (A usable shipment is one that has valid entries for value, weight, and origin and destination ZIP Codes.) To account for these "unusable" shipments, we apply the shipment nonresponse weight. For noncertainty shipments from a particular establishment's reporting week, this weight is equal to the ratio of the number of sampled shipments for the reporting week to the number of "usable" shipments for the same week. The shipment weight and shipment nonresponse weight for certainty shipments from a particular establishment's reporting week are both equal to one.

The quarter weight inflates an establishment's estimate for a particular reporting week to an estimate for the corresponding quarter. For noncertainty shipments, the quarter weight is equal to 13. The quarter weight for most certainty shipments is also equal to 13. However, if a respondent is able to provide information about all large (or certainty) shipments made in the quarter containing the reporting week, then the quarter weight for each of these shipments would be one. For each establishment, the quarterly estimates are added to produce an estimate of the establishment's value of shipments for the entire survey year. Whenever an establishment does not provide the Census Bureau with a response for each of its four reporting weeks, we compute a quarter nonresponse weight. The quarter nonresponse weight for a particular establishment is defined as the ratio of the number of



---

quarters for which the establishment was in business in the survey year to the total number of quarters (reporting weeks) for which we received usable shipment data from the establishment.

Using these four component weights, we compute an estimate of each establishment's value of shipments for the entire survey year. We then multiply this estimate by a weight that adjusts the estimate using value of shipments and sales data obtained from other Census Bureau surveys and preliminary results of the 1997 Economic Census. This weight, called the establishment-level adjustment weight, attempts to correct for any sampling or nonsampling errors that occur during the sampling of shipments by the respondent.

The adjusted value of shipments estimate for an establishment is then weighted by the establishment weight. This weight is equal to the inverse of the establishment's probability of being selected into the sample.

A final adjustment weight, called the SIC-level adjustment weight, uses preliminary results of the 1997 Economic Census to account for establishments from which we did not receive a response (including establishments from which we did not receive any usable shipment data) and for changes in the population of establishments between the time the first-stage sampling frame was constructed (1995) and the year in which the data were collected (1997). Separate SIC-level adjustment weights are determined for nonauxiliary and auxiliary establishments.

## Appendix D.

# Standard Classification of Transported Goods Code Information

---

The commodities shown in this report are classified using the Standard Classification of Transported Goods (SCTG) coding system. The SCTG coding system was created jointly by agencies of the United States and Canadian governments based on the Harmonized System (HS) of product classification which is used worldwide. The purpose of the SCTG coding system was to specifically address statistical needs in regard to products transported.

In the past, Commodity Flow Survey (CFS) data have been collected and reported using product classifications found in the Standard Transportation Commodity Classification (STCC) system. These classifications were developed in the early 1960s by the American Association of Railroads (AAR) to analyze commodity movements by rail. The original purpose of the STCC was for identification of commodities for purposes of assigning rates for Interstate Commerce Commission (ICC) regulated rail carriers. The STCC continues to be used by the AAR as a tariff mechanism.

At the time that the Commodity Transportation Survey (CTS) (the CTS—the predecessor of the CFS) was first conducted in 1963, STCC codes were still useful for analyzing most important aspects of the U.S. transportation system. Since then, many changes have taken place that have gradually made the STCC code less useful for tracking domestic product movements across all modes (although

it remains perfectly functional for tracking rail-only movements). These include the deregulation of trucking, the enactment of North American Free Trade Agreement (NAFTA), changes in logistics practices, the emergence of plastics and composite materials to replace metals and glass, the obsolescence of many categories of wood products, and the very rapid recent development of high-tech electronic goods. Because the CFS is a shipper survey, the CFS collects information about shipments moving on all modes. As a consequence, STCC classifications frequently provide inadequate detail for identifying products that are significant for modes, such as truck and air. It is for these reasons that the Bureau of Transportation Statistics (BTS) has sponsored the development of a new product code to collect and report CFS data.

In 1997 the CFS provided respondents with a listing of SCTG codes and descriptions at the five-digit level to use in assigning a commodity code for each shipment. For shipments of more than one commodity, we instructed respondents to use the five-digit code for the major commodity, defined as the commodity of greatest total weight in the shipment.

Additional information on the SCTG system can be found on the Internet through the BTS web page at <http://www.bts.gov>. Comments or questions on the SCTG should be directed to [http://cfs@bts.gov](mailto:cfs@bts.gov).

## Appendix E.

# Sample Report Forms and Instructions

---

The sample report forms and instructions are shown on the following pages.

**Note:** The CFS-2000 was sent to a subsample of establishments to obtain additional information about the use of transportation equipment and facilities.

**1997 COMMODITY FLOW SURVEY**  
**CENSUS OF TRANSPORTATION****Reporting period:****Please return by:****RETURN TO****BUREAU OF THE CENSUS**  
**1201 East 10th Street**  
**Jeffersonville IN 47132-0001**

(Please correct any error in name, address, and ZIP Code)

**BEFORE COMPLETING YOUR REPORT**, please read the accompanying instruction guide. If book figures are not available for requested data, please provide estimates. If you have any questions, please call 1-800-772-7851.

Through this survey, we are requesting data on a representative sample of your outbound shipments, to help us produce key statistics used by transportation planners and managers. We greatly appreciate your assistance in this program.

**Item A** Is the establishment name shown in the mailing address correct?

- 1 ☐ Yes
- 2 ☐ No — Enter correct name. ↗

**Item B** Mark (X) the **ONE** box which best describes this establishment during the one-week period shown above.

- 1 ☐ In operation
- 2 ☐ Temporarily or seasonally inactive
- 3 ☐ Ceased operation — Give date →

Month	Day	Year

**Item C** Is this establishment's physical location the same as the address shown in the label? (PO boxes or rural routes are not physical locations.)

- 1 ☐ Yes
- 2 ☐ No — Enter physical location below. ↗

Number and street

City, town, village, etc.

State

ZIP Code

**NOTE** — The rest of this questionnaire requests information about shipments (or deliveries) from the establishment located at the address in the mailing label.

If you entered a different address in item C — Please complete the form for shipments originating from the location listed in item C.

**Item D** Please enter the **total number** of outbound shipments (or deliveries), including customer pick-up, for the one-week reporting period shown above. If book figures are not available, please provide your best estimate.

--

This number should reflect all shipments and deliveries leaving this location during the one-week reporting period. Please see *Instruction Guide* for a definition of "shipment."**DO NOT PROCEED UNTIL YOU HAVE COMPLETED ITEM D.****YOUR RESPONSE IS REQUIRED BY LAW.** Title 13, United States Code, requires businesses and other organizations that receive this questionnaire to answer the questions and return the report to the Census Bureau. By the same law, **YOUR CENSUS REPORT IS CONFIDENTIAL.** It may be seen only by Census Bureau employees and may be used only for statistical purposes. Further, copies retained in respondents' files are immune from legal process.

**Item E SAMPLING INSTRUCTIONS**

Our goal in this section is to identify a sample of your shipments that you will provide data on. Through the use of a sample, we can avoid asking you for information on all of your shipments, while still obtaining statistically accurate information.

**FINDING YOUR SELECTION RATE**

If you reported 40 or fewer shipments in item D, please enter "1" as your selection rate in the box below, then go directly to item F and enter the information for each of your shipments.

If you reported 41 or more shipments in item D, we will now ask you to select and report on a sample of your shipments. Following the steps below will result in a sample of 20 to 40 shipments to report on in item F.

In the table at right, identify the selection rate that corresponds to the number you entered in item D, and enter it in the box below.

Please enter your selection rate. →

Number of shipments entered in item D	Selection rate
1— 40	1
41— 80	2
81— 100	3
101— 200	5
201— 400	10
401— 800	20
801— 1600	40
1601— 3200	80
3201— 6400	160
6401—12800	320
More than 12800	Call Census at 1-800-772-7851

**CONTINUE ON NEXT PAGE.** →

**Item F SHIPMENT CHARACTERISTICS**

Line No. (a)	Shipment ID Number (b)	Shipment date (c)		Shipment value (excluding shipping costs) in whole dollars (d)	Shipment weight in pounds (e)	Commodity code from SCTG Manual (f)	Commodity description (g)	If a hazardous material, enter the "UN" or "NA" number (h)
		Month	Day					
0	123-5	4	26	4,235	140	3 5 1 2 0	Electrical transformers	
00	402H	4	26	125,300	626,500	1 7 1 0 0	Gasoline	1 2 0 3
1								
2								
3								
4								
5								
6								
7								
8								
9								

Mode of transport codes for columns (k) and (n)

1 — Parcel delivery, courier, or U.S. Postal Service

2 — Private truck  
3 — For-hire truck

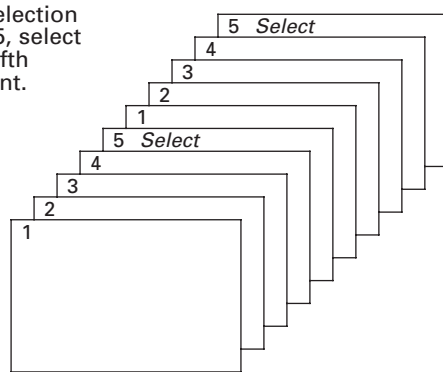
4 — Railroad  
Continued →

### SELECTING YOUR SAMPLE OF SHIPMENTS

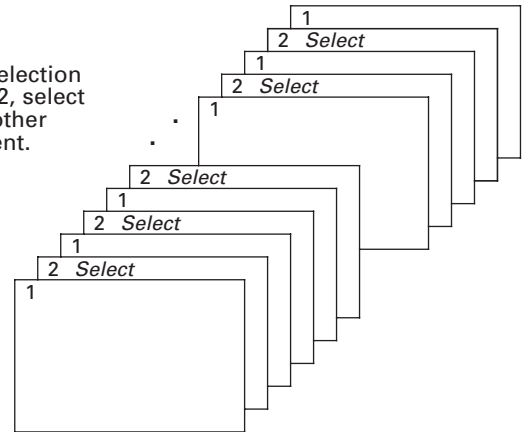
1. Use the file or combination of files that best reflects your full range of outbound shipping activities.
2. Begin with the first shipment. Count the shipments until you reach your selection rate. Select this shipment to report on in item F.
3. Continue counting with the next shipment. Count this shipment as 1 and continue until you reach the selection rate again. Select this shipment to report on in item F.
4. Repeat step 3 until you reach the last shipment for the one-week period. If the last shipment is counted as the selection rate, select this shipment to report on in item F. If the last shipment is not counted as the selection rate, do not report this shipment.

In the following examples, each rectangle represents one shipment.

If the selection rate is 5, select every fifth shipment.



If the selection rate is 2, select every other shipment.



Once you have selected your sample of shipments, please proceed to item F and enter the requested information for each selected shipment. Examples of completed lines for two shipments are provided on lines "0" and "00" below.

If you have difficulties constructing a file of shipments or have questions about how to select the sample of your shipments, please call our toll-free number for assistance: 1-800-772-7851.

Containerized? (Y/N)	U.S. destination (Complete for all shipments.)			Mode(s) of transport to U.S. destination Enter all that apply in order used. Use codes below.	Export? (Y/N)	Foreign destination (for export shipments only) Note: In column (j) enter the U.S. port, airport, or border crossing of exit.		Export mode	Line No.
	(i)	(j)				(k)	(l)		
	City	State	ZIP Code			City	Country		
N	Los Angeles	C A	9 0 0 4 0	2, 4, 3	N				0
N	New York	N Y	1 0 4 5 4	5	Y	London	England	6	00
									1
									2
									3
									4
									5
									6
									7
									8
									9

5 — Shallow draft vessel

6 — Deep draft vessel

7 — Pipeline

8 — Air

9 — Other mode

0 — Unknown

**Item F SHIPMENT CHARACTERISTICS — Continued**

Line No. (a)	Shipment ID Number (b)	Shipment date (c)		Shipment value (excluding shipping costs) in whole dollars (d)	Shipment weight in pounds (e)	Commodity code from SCTG Manual (f)	Commodity description (g)	If a hazardous material, enter the "UN" or "NA" number (h)
		Month	Day					
10								
11								
12								
13								
14								
15								
16								
17								
18								
19								
20								
21								
22								
23								
24								
25								
26								
27								
28								
29								
30								
31								
32								
33								
34								

 Mode of transport codes  
for columns (k) and (n)

**1** — Parcel delivery, courier, or U.S.  
Postal Service

**2** — Private truck  
**3** — For-hire truck

**4** — Railroad  
*Continued*


Containerized? (Y/N)	U.S. destination (Complete for all shipments.)			Mode(s) of transport to U.S. destination Enter all that apply in order used. Use codes below. (k)	Export? (Y/N)	Foreign destination (for export shipments only) <b>Note:</b> In column (j) enter the U.S. port, airport, or border crossing of exit. (m)		Export mode (n)	Line No. (o)
	(j)								
(i)	City	State	ZIP Code			City	Country		
									10
									11
									12
									13
									14
									15
									16
									17
									18
									19
									20
									21
									22
									23
									24
									25
									26
									27
									28
									29
									30
									31
									32
									33
									34

**5** — Shallow draft vessel  
**6** — Deep draft vessel

**7** — Pipeline  
**8** — Air

**9** — Other mode  
**0** — Unknown



**Item F SHIPMENT CHARACTERISTICS — Continued**

Line No. (a)	Shipment ID Number (b)	Shipment date (c)		Shipment value (excluding shipping costs) in whole dollars (d)	Shipment weight in pounds (e)	Commodity code from SCTG Manual (f)	Commodity description (g)	If a hazardous material, enter the "UN" or "NA" number (h)
		Month	Day					
35								
36								
37								
38								
39								
40								

Mode of transport codes for columns (k) and (n)


**1** — Parcel delivery, courier, or U.S. Postal Service

**2** — Private truck  
**3** — For-hire truck

**4** — Railroad  
*Continued*
**Item G**
**1.** Do this establishment's outbound shipments leave more than one site within this physical location?

☐ Yes

☐ No

**2.** Are the records for outbound shipments from this location maintained in a number of separate files (e.g., separate files for each commodity, or for each shipping site) at this location?

☐ Yes

☐ No

*If yes to item G1 or item G2:*
**3.** Would it be easier to receive a separate questionnaire for each file or each shipment site?

☐ Yes

☐ No

**Item H**

Enter the total value of shipments for the one-week reporting period. This figure should represent all products leaving this establishment for the one-week period. An estimate is acceptable.

Total value in whole dollars

**Item I**

In the last three months did this location have any individual shipments with a value over \$2,000,000?

☐ Yes

☐ No

**Item J CERTIFICATION**

Name of person to contact regarding this report — *Please print*

Telephone number — *Include area code*

Date

Signature

Title

FORM CFS-1000 (11-1-96) Page 7

E-8 APPENDIX E TRANSPORTATION-COMMODITY FLOW SURVEY

U.S. Census Bureau, 1997 Economic Census

**1997 COMMODITY FLOW SURVEY**  
**CENSUS OF TRANSPORTATION****Reporting period:****Please return by:****RETURN TO****BUREAU OF THE CENSUS**  
**1201 East 10th Street**  
**Jeffersonville IN 47132-0001**

(Please correct any error in name, address, and ZIP Code)

**BEFORE COMPLETING YOUR REPORT**, please read the accompanying instruction guide. If book figures are not available for requested data, please provide estimates. If you have any questions, please call 1-800-772-7851.

Through this survey, we are requesting data on a representative sample of your outbound shipments, to help us produce key statistics used by transportation planners and managers. We greatly appreciate your assistance in this program.

**Item A** Is the establishment name shown in the mailing address correct?

- 1 ☐ Yes
- 2 ☐ No — Enter correct name. ↗

**Item B** Mark (X) the **ONE** box which best describes this establishment during the one-week period shown above.

- 1 ☐ In operation
- 2 ☐ Temporarily or seasonally inactive
- 3 ☐ Ceased operation — Give date —→

Month	Day	Year

**Item C** Is this establishment's physical location the same as the address shown in the label? (PO boxes or rural routes are not physical locations.)

- 1 ☐ Yes
- 2 ☐ No — Enter physical location below. ↗

Number and street

City, town, village, etc.

State

ZIP Code

**NOTE** — The rest of this questionnaire requests information about shipments (or deliveries) from the establishment located at the address in the mailing label.

If you entered a different address in item C — Please complete the form for shipments originating from the location listed in item C.

**Item D** Please enter the **total number** of outbound shipments (or deliveries), including customer pick-up, for the one-week reporting period shown above. If book figures are not available, please provide your best estimate.

--

This number should reflect all shipments and deliveries leaving this location during the one-week reporting period. Please see Instruction Guide for a definition of "shipment."

**DO NOT PROCEED UNTIL YOU HAVE COMPLETED ITEM D.****YOUR RESPONSE IS REQUIRED BY LAW.** Title 13, United States Code, requires businesses and other organizations that receive this questionnaire to answer the questions and return the report to the Census Bureau. By the same law, **YOUR CENSUS REPORT IS CONFIDENTIAL.** It may be seen only by Census Bureau employees and may be used only for statistical purposes. Further, copies retained in respondents' files are immune from legal process.

**Item E SAMPLING INSTRUCTIONS**

Our goal in this section is to identify a sample of your shipments that you will provide data on. Through the use of a sample, we can avoid asking you for information on all of your shipments, while still obtaining statistically accurate information.

**FINDING YOUR SELECTION RATE**

If you reported 40 or fewer shipments in item D, please enter "1" as your selection rate in the box below, then go directly to item F and enter the information for each of your shipments.

If you reported 41 or more shipments in item D, we will now ask you to select and report on a sample of your shipments. Following the steps below will result in a sample of 20 to 40 shipments to report on in item F.

In the table at right, identify the selection rate that corresponds to the number you entered in item D, and enter it in the box below.

Please enter your selection rate. →

Number of shipments entered in item D	Selection rate
1— 40	1
41— 80	2
81— 100	3
101— 200	5
201— 400	10
401— 800	20
801— 1600	40
1601— 3200	80
3201— 6400	160
6401—12800	320
More than 12800	Call Census at 1-800-772-7851

**CONTINUE ON NEXT PAGE.** →

**Item F SHIPMENT CHARACTERISTICS**

Line No. (a)	Shipment ID Number (b)	Shipment date (c)		Shipment value (excluding shipping costs) in whole dollars (d)	Shipment weight in pounds (e)	Commodity code from SCTG Manual (f)	Commodity description (g)	If a hazardous material, enter the "UN" or "NA" number (h)
		Month	Day					
0	123-5	4	26	4,235	140	3 5 1 2 0	Electrical transformers	
00	402H	4	26	125,300	626,500	1 7 1 0 0	Gasoline	1 2 0 3
1								
2								
3								
4								
5								
6								
7								
8								
9								

Mode of transport codes for columns (k) and (n)

1 — Parcel delivery, courier, or U.S. Postal Service

2 — Private truck  
3 — For-hire truck

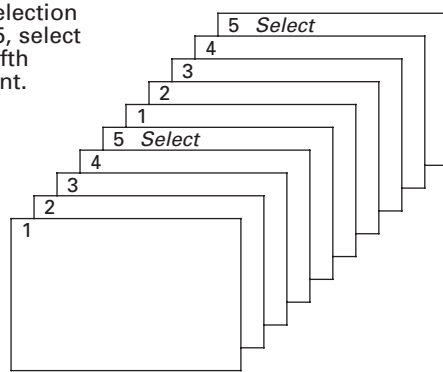
4 — Railroad  
Continued →

### SELECTING YOUR SAMPLE OF SHIPMENTS

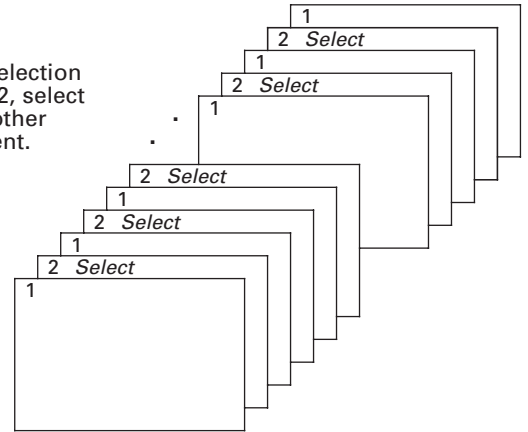
1. Use the file or combination of files that best reflects your full range of outbound shipping activities.
2. Begin with the first shipment. Count the shipments until you reach your selection rate. Select this shipment to report on in item F.
3. Continue counting with the next shipment. Count this shipment as 1 and continue until you reach the selection rate again. Select this shipment to report on in item F.
4. Repeat step 3 until you reach the last shipment for the one-week period. If the last shipment is counted as the selection rate, select this shipment to report on in item F. If the last shipment is not counted as the selection rate, do not report this shipment.

In the following examples, each rectangle represents one shipment.

If the selection rate is 5, select every fifth shipment.



If the selection rate is 2, select every other shipment.



Once you have selected your sample of shipments, please proceed to item F and enter the requested information for each selected shipment. Examples of completed lines for two shipments are provided on lines "0" and "00" below.

If you have difficulties constructing a file of shipments or have questions about how to select the sample of your shipments, please call our toll-free number for assistance: 1-800-772-7851.

Containerized? (Y/N)	U.S. destination <i><b>(Complete for all shipments.)</b></i>			Mode(s) of transport to U.S. destination <i>Enter all that apply in order used. Use codes below.</i>	Export? (Y/N)	Foreign destination (for export shipments only) <b>Note:</b> In column (j) enter the U.S. port, airport, or border crossing of exit.		Export mode	Line No.
	(j)					(m)			
(i)	City	State	ZIP Code	(k)	(l)	City	Country	(n)	(o)
N	Los Angeles	C A	9 0 0 4 0	2, 4, 3	N				0
N	New York	N Y	1 0 4 5 4	5	Y	London	England	6	00
									1
									2
									3
									4
									5
									6
									7
									8
									9

5 — Shallow draft vessel  
6 — Deep draft vessel

7 — Pipeline  
8 — Air

9 — Other mode  
0 — Unknown

**Item F SHIPMENT CHARACTERISTICS — Continued**

Line No. (a)	Shipment ID Number (b)	Shipment date (c)		Shipment value (excluding shipping costs) in whole dollars (d)	Shipment weight in pounds (e)	Commodity code from SCTG Manual (f)	Commodity description (g)	If a hazardous material, enter the "UN" or "NA" number (h)
		Month	Day					
10								
11								
12								
13								
14								
15								
16								
17								
18								
19								
20								
21								
22								
23								
24								
25								
26								
27								
28								
29								
30								
31								
32								
33								
34								

 Mode of transport codes  
for columns (k) and (n)

**1** — Parcel delivery, courier, or U.S.  
Postal Service

**2** — Private truck  
**3** — For-hire truck

**4** — Railroad  
*Continued*


Containerized? (Y/N)	U.S. destination (Complete for all shipments.)			Mode(s) of transport to U.S. destination Enter all that apply in order used. Use codes below. (k)	Export? (Y/N)	Foreign destination (for export shipments only) Note: In column (j) enter the U.S. port, airport, or border crossing of exit. (m)		Export mode (n)	Line No. (o)
	(j)					(m)			
(i)	City	State	ZIP Code			City	Country		
									10
									11
									12
									13
									14
									15
									16
									17
									18
									19
									20
									21
									22
									23
									24
									25
									26
									27
									28
									29
									30
									31
									32
									33
									34

**5** — Shallow draft vessel  
**6** — Deep draft vessel

**7** — Pipeline  
**8** — Air

**9** — Other mode  
**0** — Unknown

**Item F SHIPMENT CHARACTERISTICS — Continued**

Line No. (a)	Shipment ID Number (b)	Shipment date (c)		Shipment value (excluding shipping costs) in whole dollars (d)	Shipment weight in pounds (e)	Commodity code from SCTG Manual (f)	Commodity description (g)	If a hazardous material, enter the "UN" or "NA" number (h)
		Month	Day					
35								
36								
37								
38								
39								
40								

Mode of transport codes for columns (k) and (n)

**1** — Parcel delivery, courier, or U.S. Postal Service

**2** — Private truck  
**3** — For-hire truck

**4** — Railroad  
*Continued*
**Item G** Enter the total dollar value of **all** shipments for the one-week reporting period. This figure should represent all products leaving this establishment for the one-week period. An estimate is acceptable.

Total value in whole dollars

**Item H** In the last three months did this location have any individual shipments with a value over \$2,000,000?

☐ Yes

☐ No

**Item I AVAILABILITY AND USE OF ON-SITE SHIPPING FACILITIES**

In column (b), check "Yes" or "No" for each type of shipping facility to indicate whether or not this type of facility existed **on-site** during 1997. For each "Yes" in column (b), check "Yes" or "No" in column (c) to indicate whether or not you used the facility on your premises for **outbound shipments** during 1997.

Type of shipping facility (a)	Was a shipping facility of this type on your premises during 1997? (b)	Did you <b>use</b> this facility on your premises for <b>outbound shipments</b> during 1997? (c)
<b>1.</b> Rail siding	1 <input type="checkbox"/> Yes → 2 <input type="checkbox"/> No	1 <input type="checkbox"/> Yes 2 <input type="checkbox"/> No
<b>2.</b> Dock on the Great Lakes	1 <input type="checkbox"/> Yes → 2 <input type="checkbox"/> No	1 <input type="checkbox"/> Yes 2 <input type="checkbox"/> No
<b>3.</b> Dock on inland water	1 <input type="checkbox"/> Yes → 2 <input type="checkbox"/> No	1 <input type="checkbox"/> Yes 2 <input type="checkbox"/> No
<b>4.</b> Dock on deep sea water	1 <input type="checkbox"/> Yes → 2 <input type="checkbox"/> No	1 <input type="checkbox"/> Yes 2 <input type="checkbox"/> No
<b>5.</b> Airport/landing strip capable of handling your shipments	1 <input type="checkbox"/> Yes → 2 <input type="checkbox"/> No	1 <input type="checkbox"/> Yes 2 <input type="checkbox"/> No
<b>6.</b> Pipeline terminal	1 <input type="checkbox"/> Yes → 2 <input type="checkbox"/> No	1 <input type="checkbox"/> Yes 2 <input type="checkbox"/> No



Containerized? (Y/N)	U.S. destination <b>(Complete for all shipments.)</b>			Mode(s) of transport to U.S. destination <i>Enter all that apply in order used. Use codes below.</i>	Export? (Y/N)	Foreign destination (for export shipments only) <b>Note:</b> In column (j) enter the U.S. port, airport, or border crossing of exit.		Export mode	Line No.
	(i)	(j)				(k)	(l)		
	City	State	ZIP Code			City	Country		
									<b>35</b>
									<b>36</b>
									<b>37</b>
									<b>38</b>
									<b>39</b>
									<b>40</b>

5 — Shallow draft vessel  
6 — Deep draft vessel

7 — Pipeline  
8 — Air

9 — Other mode  
0 — Unknown

Item J    **USE OF OFF-SITE SHIPPING FACILITIES**

In column (b), check "Yes" or "No" for each type of shipping facility to indicate whether or not you used an **off-site** facility of that type for **outbound shipments** during 1997. For each "Yes", enter the miles to that off-site facility in column (c), and the mode of transport used to reach that facility in column (d). The modes are listed below.

Type of shipping facility (a)	Did you <b>use</b> this type of off-site facility for <b>outbound shipments</b> during 1997? (b)	Distance to the off-site facility of this type that you used most in 1997 (Report in miles – estimates are acceptable) (c)	Mode of transport used to reach that facility (Enter a code from the list below) (d)
<b>1.</b> Rail siding	1 <input type="checkbox"/> Yes —————→ 2 <input type="checkbox"/> No		
<b>2.</b> Dock on the Great Lakes	1 <input type="checkbox"/> Yes —————→ 2 <input type="checkbox"/> No		
<b>3.</b> Dock on inland water	1 <input type="checkbox"/> Yes —————→ 2 <input type="checkbox"/> No		
<b>4.</b> Dock on deep sea water	1 <input type="checkbox"/> Yes —————→ 2 <input type="checkbox"/> No		
<b>5.</b> Airport/landing strip capable of handling your shipments	1 <input type="checkbox"/> Yes —————→ 2 <input type="checkbox"/> No		
<b>6.</b> Pipeline terminal	1 <input type="checkbox"/> Yes —————→ 2 <input type="checkbox"/> No		

1 – Trailer on Flat Car (TOFC)  
2 – Private Truck

3 – For-Hire Truck  
4 – Rail

5 – Water  
6 – Pipeline

7 – Air  
8 – Other

**PLEASE CONTINUE ON PAGE 8.**

**Item K USE AND AVAILABILITY OF TRANSPORTATION EQUIPMENT**

During 1997, did this location use any of the following types of equipment for outbound shipments? Please check "Yes" or "No." For rail cars reported in number 1 below, enter the approximate percentage of your total outbound rail shipments that used that type of rail car. These percentages should add to 100%. If you had no rail shipments, leave the percentages blank.

Equipment (a)	Was this type of equipment used for outbound shipments during 1993? (b)	Percentage of total rail shipments (c)
<b>1. Rail cars that:</b>	1 <input type="checkbox"/> Yes → 2 <input type="checkbox"/> No	
<b>a. Your company owned/leased</b>		
<b>b. A common carrier owned/leased</b>	1 <input type="checkbox"/> Yes → 2 <input type="checkbox"/> No	
<b>c. Another party owned/leased (e.g. receiver)</b>	1 <input type="checkbox"/> Yes → 2 <input type="checkbox"/> No	
<b>2. Trucks with 6 or more tires or truck-tractors that:</b>	1 <input type="checkbox"/> Yes 2 <input type="checkbox"/> No	
<b>a. Your company owned</b>		
<b>b. Your company leased, with driver</b>	1 <input type="checkbox"/> Yes 2 <input type="checkbox"/> No	
<b>c. Your company leased, without driver</b>	1 <input type="checkbox"/> Yes 2 <input type="checkbox"/> No	
<b>3. Truck trailers that your company owned or leased</b>	1 <input type="checkbox"/> Yes 2 <input type="checkbox"/> No	
<b>4. Aircraft that your company owned or leased</b>	1 <input type="checkbox"/> Yes 2 <input type="checkbox"/> No	
<b>5. Barges that your company owned or leased</b>	1 <input type="checkbox"/> Yes 2 <input type="checkbox"/> No	
<b>6. Other equipment that your company owned or leased – <i>Specify</i> ↴</b>	1 <input type="checkbox"/> Yes 2 <input type="checkbox"/> No	

**Item L TRANSPORTATION DECISIONS**

During 1997, who generally decided on the mode of transportation for your outbound shipments? *Check the appropriate box.*

1 ☐ Your company2 ☐ Receiver of shipment3 ☐ Other

Remarks

**Item M CERTIFICATION**Name of person to contact regarding this report – *Please print*Telephone number – *Include area code*

Date

Signature

Title

# Instructions for Completing the Commodity Flow Survey

## TIPS FOR COMPLETING THE CFS QUESTIONNAIRE

Please read all instructions.

You may use estimates if book figures are not readily available.

If you have questions about completing the survey, a Census Bureau representative will be glad to assist you. You can call us at 1-800-772-7851.

*Some instructions are included on the questionnaire itself. However, due to space limitations, most of the instructions and definitions are included in separate reference materials. These include this instruction guide, and a listing of commodity codes to be used for classifying individual shipments in this survey.*

## **PART I – GENERAL INFORMATION**

### **Frequently Asked Questions About the Commodity Flow Survey (CFS)**

#### **Why are you conducting the CFS?**

The CFS produces valuable measures of the demands on the nation's transportation system.

The results of the CFS are used by transportation policy makers to analyze future transportation needs.

#### **Who reports in the CFS?**

The CFS covers a sample of establishments in the mining, manufacturing, wholesale, and selected retail industries.

#### **Why is my participation important?**

Your establishment was selected as part of a sample designed to represent a wide range of industries and geographic regions.

Your report helps ensure quality results.

#### **Is this survey mandatory?**

Yes. The CFS is mandatory under the authority of Title 13, United States Code (USC).

#### **Will my data be kept confidential?**

Yes. The same law that requires your participation, Title 13, USC, also guarantees your data will be kept strictly confidential.

The reports you provide the Census Bureau cannot be used for purposes of taxation, regulation, or investigation.

Your report is used only to develop summary data that do not reveal the activities of individual firms or establishments.

#### **How often must I report?**

You will be sent four questionnaires in all: one during each quarter of 1997.

The CFS will not be conducted again until 2002.

## PART II – INSTRUCTIONS FOR COMPLETING YOUR QUESTIONNAIRE

### Items A – C

Please enter the information requested on your establishment's name, operational status, and physical location.

### Item D

Enter in the space provided your total number of outbound shipments **for the one week reporting period** on the front of the questionnaire.

Please include in this count any materials picked up by the customer ("customer pick-up").

#### What we mean by a "shipment":

For the purposes of this survey, a shipment is a single movement of goods, commodities, products, etc. from your location to a customer or to another location of your company.

"Commodities" refer to items that your location produces, sells, or distributes, *not* to items that are considered by-products of your location's operation.

#### What we don't mean by a "shipment":

Do *not* include as shipments items such as inter-office memos, payroll checks, business correspondence, etc.

Do *not* include as shipments items such as refuse, scrap paper, waste, and recyclable materials **unless** your location is in the business of selling or providing these materials to others.

#### A special note about "shipments":

A full, or partial, truckload should be counted as a single shipment only if all the commodities on the truck are destined for one location.

If a truck makes multiple deliveries on a route, **please count each stop as one shipment.**

### Item E: Sampling Instructions

If you reported 40 or fewer shipments in Item D, complete Item F (Shipment Characteristics) for all of your shipments covered by the one-week reporting period.

If you reported more than 40 shipments in Item D, follow the instructions in Item E in order to select a sample of shipments on which to report in Item F.

**By asking you to select a sample of your shipments for the one-week reporting period, we avoid asking you for information on all your shipments, while still obtaining statistically accurate information.**

Reminder: The files you are sampling from should reflect the full range of your location's shipping activities in terms of modes of transportation used, commodities shipped, and destinations.

**We're here to answer your questions!** If you have questions about the sampling process (or any part of the questionnaire) please call us at 1-800-772-7851.

## PART II – INSTRUCTIONS FOR COMPLETING YOUR QUESTIONNAIRE – Continued

### Item F: Shipment Characteristics

- **Shipment ID Number (column b)** – Enter the invoice number, shipment number, or some other unique identification number that your establishment could use to find this particular shipping document if questions arise regarding your report.
- **Shipment Date (column c)** – Enter the month and day of the shipment. If shipment date is not available, use the invoice/shipping document date. Use numbers only.
- **Shipment Value (column d)** – Enter the dollar value, in whole dollars, of the entire shipment. The value should not include freight charges or excise taxes (i.e., report the net selling value, f.o.b. plant). If the value is not readily available from your records, please estimate.
- **Shipment Weight (column e)** – Enter the weight of the total shipment in whole pounds. If weight is not readily available from your records, please estimate.
- **Commodity Code (column f)** – Please use the list of Standard Classification of Transported Goods (SCTG) Codes in the enclosed SCTG Manual to select the proper code. For shipments with more than one commodity, enter only the code for the commodity with the greatest weight.
- **Commodity Description (column g)** – Enter a brief description of the commodity shipped. For shipments with more than one commodity, describe only the commodity with the greatest weight. Do not use trade names, catalog numbers, or other codes not familiar to persons outside your business.

Item F SHIPMENT CHARACTERISTICS							
Line No. (a)	Shipment ID Number (b)	Shipment date (c)		Shipment value (excluding shipping costs) in whole dollars (d)	Shipment weight in pounds (e)	Commodity code from SCTG Manual (f)	Commodity description (g)
		Month	Day				
0	123-5	4	26	4,235	140	3 6 1 2 0	Electrical transformers
00	123-6	4	26	125,300	626,500	1 7 1 0 0	Gasoline
1							
2							
3							
4							

Mode of transport codes for columns (k) and (n) ▶

1 — Parcel delivery, courier, or U.S. Postal Service

2 — Private truck  
3 — For-hire truck

4 — Railroad  
Continued →

## PART II – INSTRUCTIONS FOR COMPLETING YOUR QUESTIONNAIRE – Continued

### Item F: Shipment Characteristics – Continued

- **For Hazardous Materials (column h)** – If shipment is a hazardous material, enter the 4-digit United Nations or North American number.
- **Containerized (column i)** – Indicate whether or not the shipment was containerized by entering "Y" or "N" (yes or no). Containerized means that the shipment **left your establishment** in an intermodal container or stackable tank without permanently attached wheels. These containers typically vary from 20 to 53 feet in length, and are carried on truck chassis, trains, and ships.
- **U.S. Destination: City, State, and ZIP Code (column j)** – For domestic shipments, enter the city, state, and 5-digit ZIP Code of the buyer/receiver as it appears on the shipping document. Use the **"ship to"** address. Use the two letter state abbreviation shown in Part IV.  
  
For **export shipments**, report the U.S. **port of exit** as the destination city. The port of exit is the port or airport from which the shipment left the country. In case of land shipments into Mexico or Canada, it is the border crossing.
- **Mode(s) of Transport (column k)** – Enter the code(s) for **all** modes of transport used for the shipment to its U.S. destination (i.e., the destination reported in column j). Codes are located on the bottom of pages 2, 3, 4, and 5 of the questionnaire. Enter in the sequence used, all that apply. See Part III for definitions of each mode.

**For Customer Pick-up:** Report the mode(s) of transportation used, if known. Otherwise, report mode as "0" (unknown).

**For Export Shipments:** List only the mode(s) of transport used to reach the port, airport, or border crossing of exit.

If a hazardous material, enter the "UN" or "NA" number (h)	Containerized? (Y/N) (i)	U.S. destination (j)			Mode(s) of transport to U.S. destination Enter all that apply using codes shown below. (k)
		City	State	ZIP Code	
	N	Los Angeles	CA	90040	2, 4, 3
	N	New York	NY	10454	5

## PART II – INSTRUCTIONS FOR COMPLETING YOUR QUESTIONNAIRE – Continued

### Item F: Shipment Characteristics – Continued

- **Export Shipment (column l)** – Indicate whether or not the shipment is intended for export outside of the United States, by entering a "Y" or "N" (yes or no). For purposes of this survey, shipments to Puerto Rico and U.S. territories and possessions are considered exports.
- **Foreign Destination: City and Country (column m)** – If the shipment is an export, enter the foreign city and country of destination. **For U.S. Destination (column j),** enter the U.S. port, airport, or border crossing of exit. **In column (k),** enter the mode of transport used to the U.S. destination.
- **Export Mode (column n)** – If the shipment is an export, enter the code for the mode of transport by which the shipment left the country. Codes are located at the bottom of pages 2, 3, 4, and 5 of the questionnaire.

Export? (Y/N) (l)	Foreign destination (for export shipments only) <b>Note:</b> In column (j) enter the U.S. port, airport, or border crossing of exit. (m)		Export mode (n)	Line No. (o)
	City	Country		
N				0
Y	London	England	6	00
				1
				2
				3
				4
				5

### Items G – I

Please enter the information requested.

### Item J: Certification

Please enter the name and telephone number of the person to contact in the event that we have a question about your report.



## PART III – MODE DEFINITIONS

**Parcel delivery/Courier/U.S. Postal Service** – Delivery services that carry letters, parcels, packages, and other small shipments that typically weigh less than 100 pounds. Includes bus parcel delivery service.

**Private truck** – Trucks operated by a temporary or permanent employee of this establishment or the buyer/receiver of the shipment.

**For-hire truck** – Trucks that carry freight for a fee collected from the shipper, recipient of the shipment, or an arranger of the transportation.

**Railroad** – Any common carrier or private railroad.

**Shallow draft vessel** – Barges, ships, or ferries operating primarily on rivers and canals; in harbors, the Great Lakes, the Saint Lawrence Seaway; the Intracoastal Waterway, the Inside Passage to Alaska, major bays and inlets; or in the ocean close to the shoreline.

**Deep draft vessel** – Barges, ships, or ferries operating primarily in the open ocean. Shipping on the Great Lakes and the Saint Lawrence Seaway is classified with shallow draft vessels.

**Pipeline** – Movements of oil, petroleum, gas, slurry, etc. through pipelines that extend to other establishments or locations beyond the shipper's establishment. Aqueducts for the movement of water are not included.

**Air** – Commercial or private aircraft, and all air service for shipments that typically weigh more than 100 pounds. Includes air freight and air express.

**Other mode** – Any mode not listed above.

**Unknown** – The shipment was not carried by a parcel delivery/courier/U.S. Postal service, and you cannot determine what mode of transportation is used.

**Note:** Commodities that are "shipped" under their own power, such as boats, barges, ferries, ships, aircraft, trucks, and trains **should be classified with the appropriate mode above.** Commodities shipped under their own power for which an appropriate mode is not listed (e.g., buses, recreational vehicles) should be listed as **"other" mode.**

## PART IV -- STATE ABBREVIATION LIST

State	Abbrev.	State	Abbrev.
Alabama	AL	Montana	MT
Alaska	AK	Nebraska	NE
Arizona	AZ	Nevada	NV
Arkansas	AR	New Hampshire	NH
California	CA	New Jersey	NJ
Colorado	CO	New Mexico	NM
Connecticut	CT	New York	NY
Delaware	DE	North Carolina	NC
Dist. of Col.	DC	North Dakota	ND
Florida	FL	Ohio	OH
Georgia	GA	Oklahoma	OK
Hawaii	HI	Oregon	OR
Idaho	ID	Pennsylvania	PA
Illinois	IL	Rhode Island	RI
Indiana	IN	South Carolina	SC
Iowa	IA	South Dakota	SD
Kansas	KS	Tennessee	TN
Kentucky	KY	Texas	TX
Louisiana	LA	Utah	UT
Maine	ME	Vermont	VT
Maryland	MD	Virginia	VA
Massachusetts	MA	Washington	WA
Michigan	MI	West Virginia	WV
Minnesota	MN	Wisconsin	WI
Mississippi	MS	Wyoming	WY
Missouri	MO		

NOTICE - We estimate that it will take an average of 2 hours to complete this form. This includes time to read instructions, assemble and review information, and record answers on the form. If you have any comments regarding this estimate or any other aspect of this survey, send them to the Associate Director for Administration, Attn: Paperwork Reduction Project 0607-0189, Room 3104, Federal Building 3, Bureau of the Census, Washington, DC 20233-0001. Respondents are not required to respond to any information collection unless it displays a valid approval number in the top right corner on the front of the questionnaire.

