Highway Statistics Series: State Statistical Abstracts

(To view any chart in a table format, tab to the visual and select enter)

US Department of Transportation Federal Highway Administration

State: Virginia

Year: 2020

Population 8,590,563 — 2.6% of national (Max. Value 8,590,563)

Vehicle Miles Traveled 76,110,269,230 — 3.2% of national

Land Area (sq. miles) 39,490 — 1.1% of national

Public Road Length (miles) 75,527 — 2.5% of national

Public Road Lane Miles 164,585 — 2.5% of national

Motor Fuel Use (thousand gallons) 4,859,000 — 3.0% of national

Driver Licenses 5,909,716 — 2.6% of national

Vehicle Registrations 7,606,452 — 3.5% of national

Population
(millions)

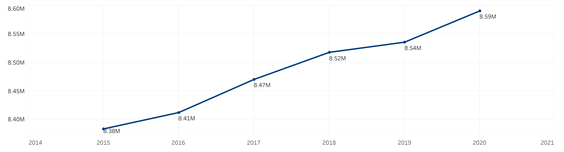

Vehicle Miles Traveled
(millions)

Vehicle Miles Traveled by Location

Vehicle Miles Traveled

Vehicle Miles Traveled by Road Type

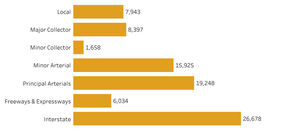

Public Road Length
(miles)

Public Road Length by Road Location

Public Road Length by Road Type

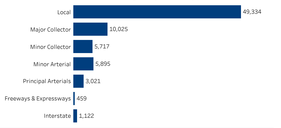

Vehicle Miles Traveled & Public Road Length
(percent)

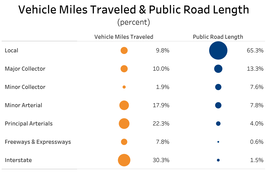

Public Road Lane Miles
(miles)

Lane Miles Added

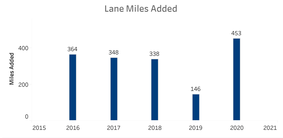

Lane Miles Added by Road Type

Vehicle Registrations
(millions)

Total Vehicle Registrations

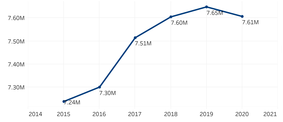

Vehicle Registrations by Vehicle Type

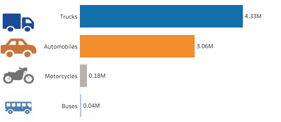

Driver Licenses
(millions)

Driver Licenses

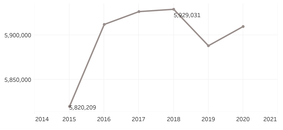

Driver Licenses by Gender

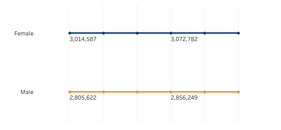

Vechicle Crash Fatalities

*(There are very few unknown fatalities, so they may not appear on the bar chart because of the y-axis scale)

(thousands)

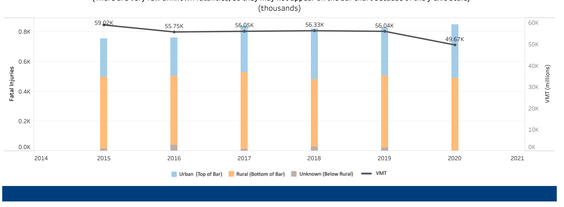

Motor Fuel Use
(billions)

Total Motor Fuel Use

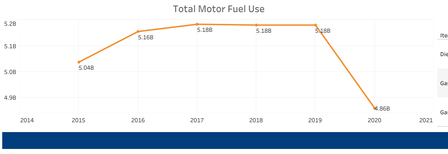

Motor Fuel Tax Rates
(per gallon)

Item	
Diesel	$0.20
Gasohol	$0.16
Gasoline	$0.16

Highway Funding Revenue
(thousands)

Highway Funding Revenue by Type

Total Highway Funding Revenue

$6,328,085

Highway Funding Expenditures
(thousands)

Highway Expenditures by Type

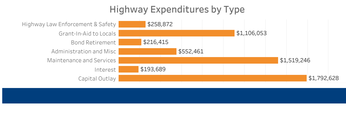

Total Highway Expenditures

$5,639,364