


State

Hawaii

Year


2020



Population

1,407,006


Max. Value 0.4% of national 1,407,006



Vehicle Miles Traveled

8,785,366,540

0.6% of national




Land Area

(sq. miles)

6,423

0.2% of national




Public Road Length

(miles)

4,501


0.2% of national



Public Road Lane Miles

9,804

0.2% of national




Motor Fuel Use

(thousand gallons)

413,945


0.3% of national



Driver Licenses

921,547

0.4% of national



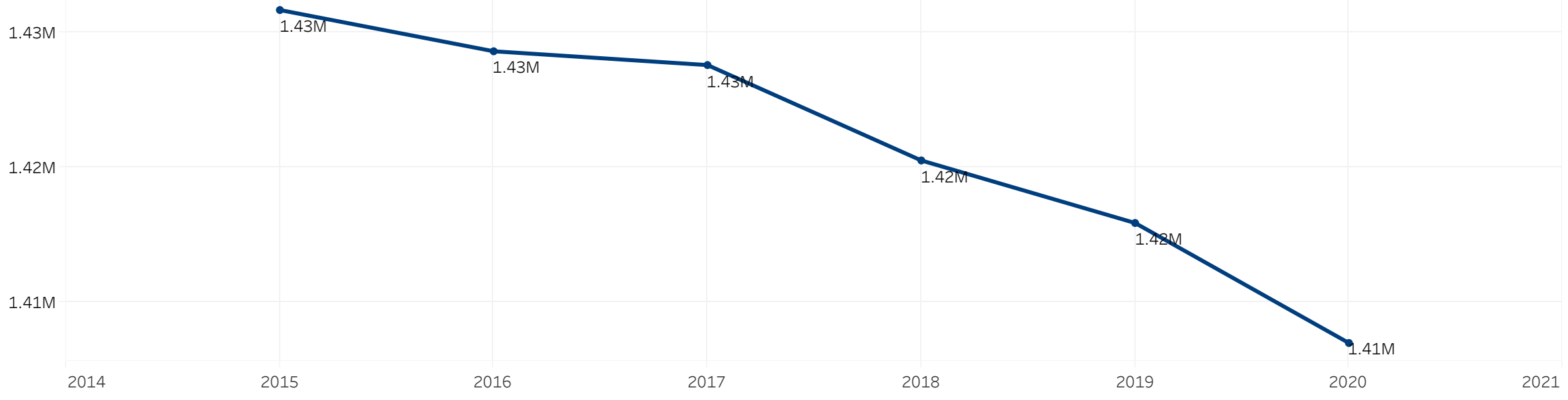
Vehicle Registrations

1,244,935

0.5% of national

Population

(millions)



Year	Population (millions)
2015	1.43M
2016	1.43M
2017	1.43M
2018	1.42M
2019	1.418M
2020	1.41M

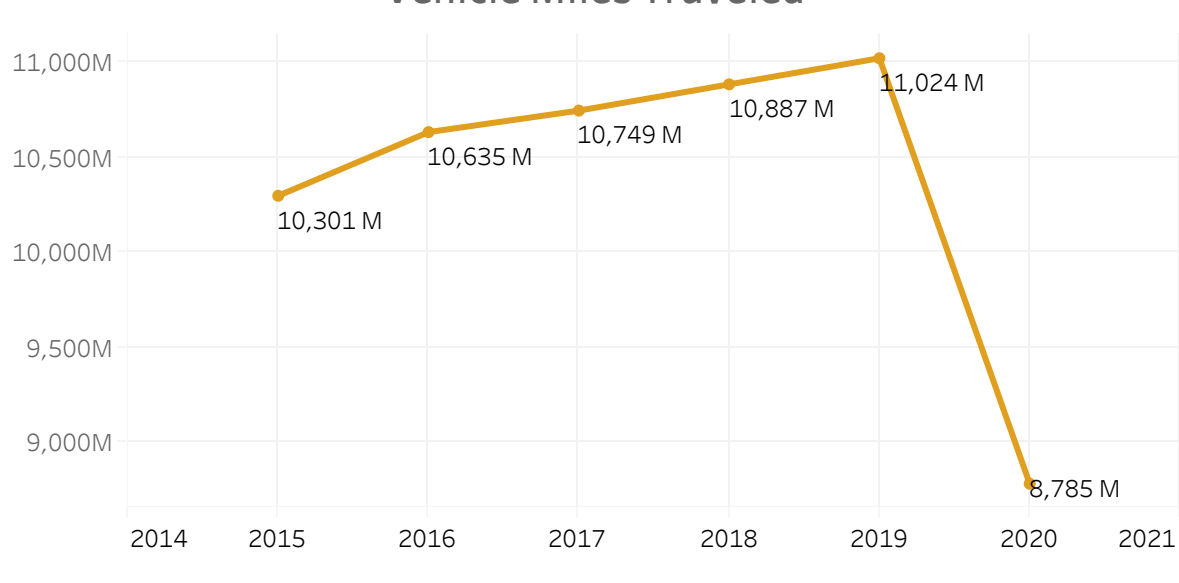
Vehicle Miles Traveled

(millions)

Vehicle Miles Traveled by Location

17% Rural 83% Urban

Vehicle Miles Traveled



Year	Vehicle Miles Traveled (millions)
2015	10,301 M
2016	10,635 M
2017	10,749 M
2018	10,887 M
2019	11,024 M
2020	8,785 M

Vehicle Miles Traveled by Road Type

Road Type	Vehicle Miles Traveled (millions)
Local	3,070
Major Collector	960
Minor Collector	336
Minor Arterial	1,639
Principal Arterials	2,464
Freeways & Expressways	505
Interstate	2,080

Public Road Length

(miles)

Public Road Length by Road Location

37% Rural 63% Urban

Public Road Length by Road Type

Road Type	Public Road Length (miles)
Local	2,866
Major Collector	483
Minor Collector	278
Minor Arterial	447
Principal Arterials	347
Freeways & Expressways	34
Interstate	55

Vehicle Miles Traveled & Public Road Length

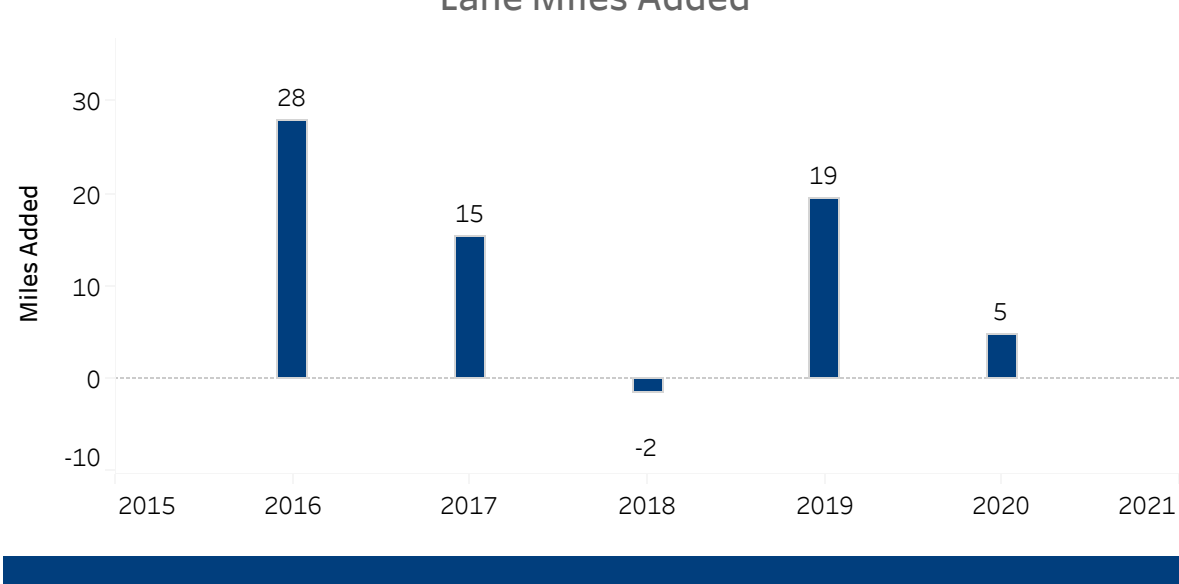
(percent)

Road Type	Vehicle Miles Traveled (%)	Public Road Length (%)
Local	27.7%	63.7%
Major Collector	8.3%	10.7%
Minor Collector	3.1%	6.0%
Minor Arterial	15.1%	9.9%
Principal Arterials	22.3%	7.7%
Freeways & Expressways	4.7%	0.7%
Interstate	18.9%	1.2%

Public Road Lane Miles

(miles)

Lane Miles Added



Year	Lane Miles Added
2016	28
2017	15
2018	-2
2019	19
2020	5

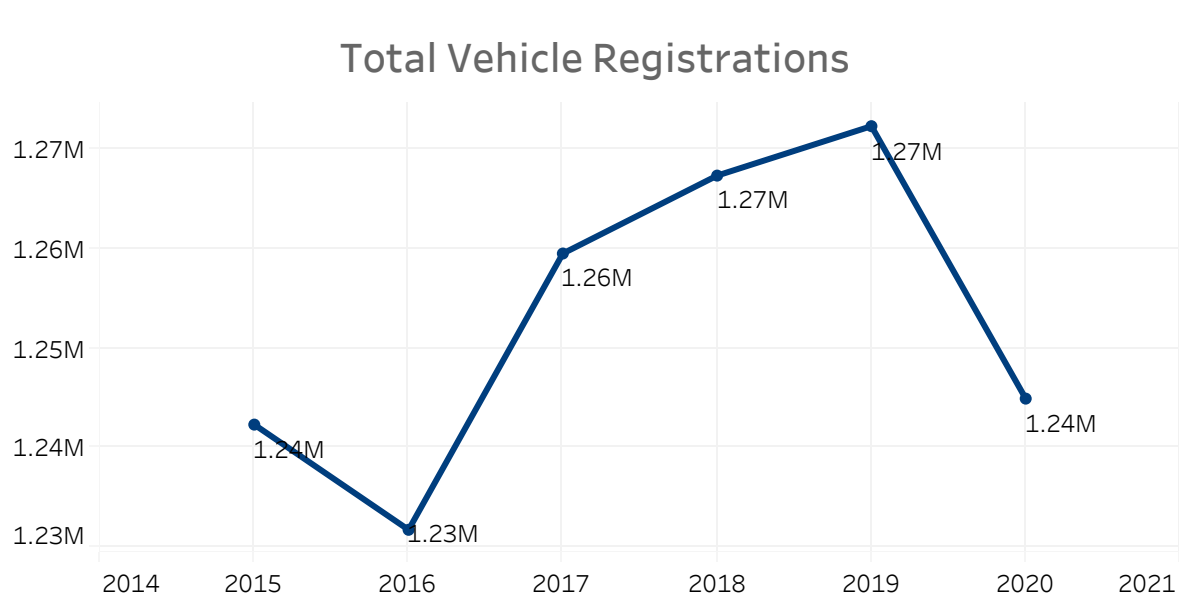
Lane Miles Added by Road Type

Road Type	Lane Miles Added
Local	5,731
Major Collector	1,016
Minor Collector	557
Minor Arterial	1,046
Principal Arterials	984
Freeways & Expressways	152
Interstate	317

Vehicle Registrations

(millions)

Total Vehicle Registrations



Year	Total Vehicle Registrations (millions)
2015	1.24M
2016	1.23M
2017	1.26M
2018	1.27M
2019	1.27M
2020	1.24M

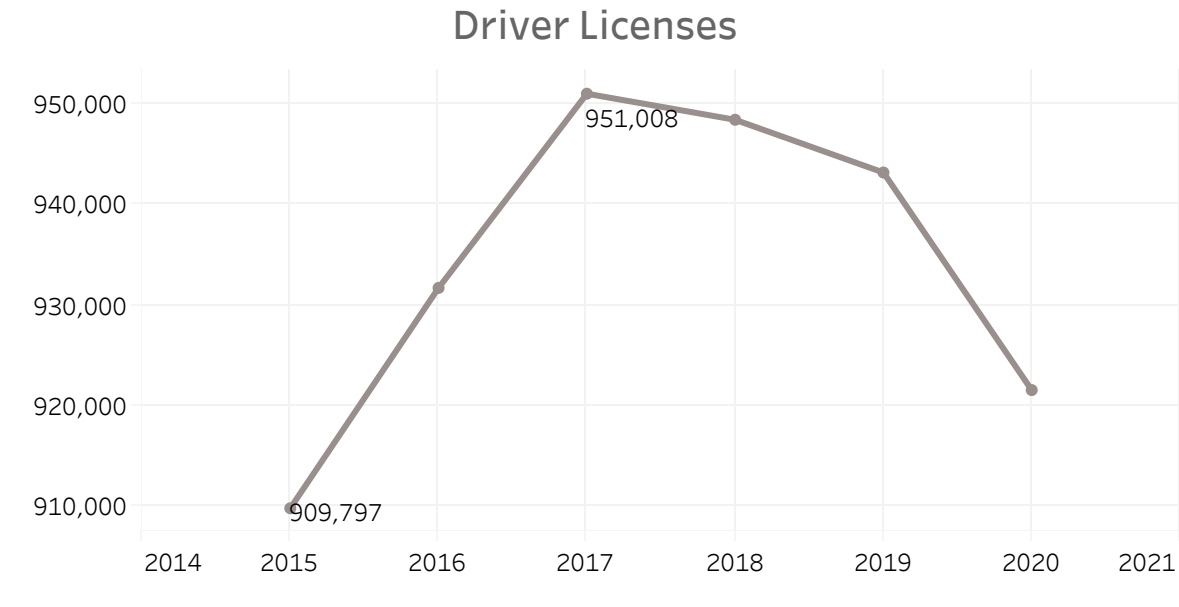
Vehicle Registrations by Vehicle Type

Vehicle Type	Vehicle Registrations (millions)
Trucks	0.73M
Automobiles	0.47M
Motorcycles	0.04M
Buses	0.00M

Driver Licenses

(millions)

Driver Licenses



Year	Driver Licenses (millions)
2015	909,797
2016	931,000
2017	951,008
2018	948,000
2019	943,000
2020	921,547

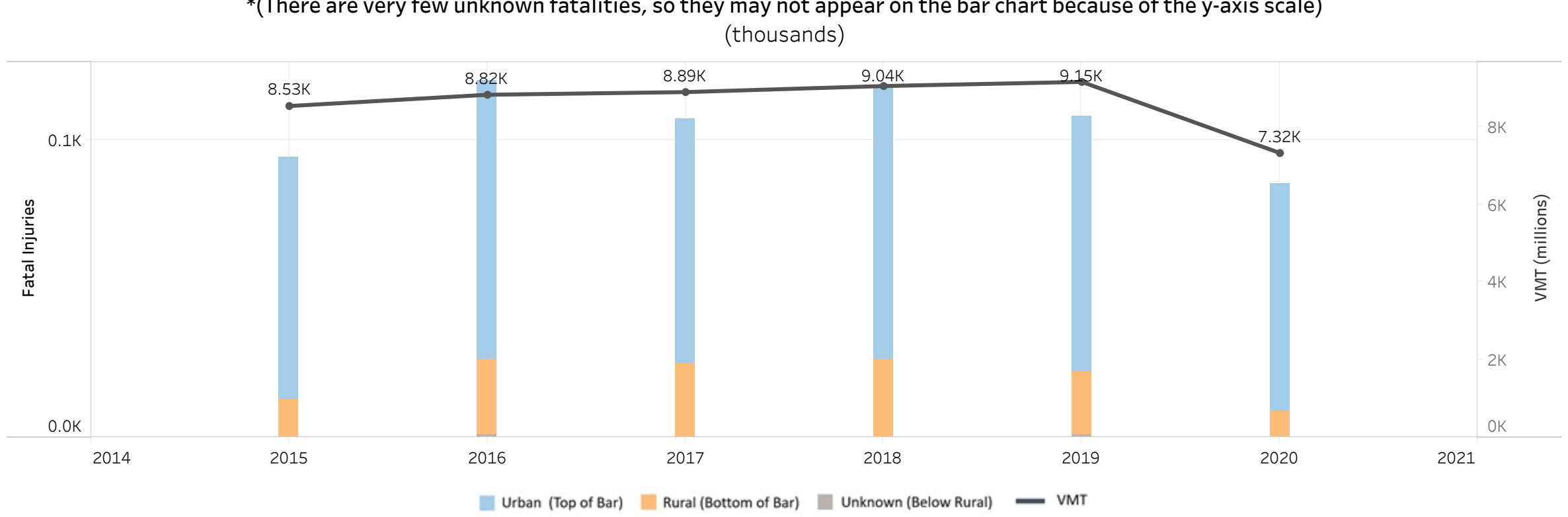
Driver Licenses by Gender

Gender	Driver Licenses (millions)
Female	439,244
Male	470,553

Vehicle Crash Fatalities

\*(There are very few unknown fatalities, so they may not appear on the bar chart because of the y-axis scale)

(thousands)

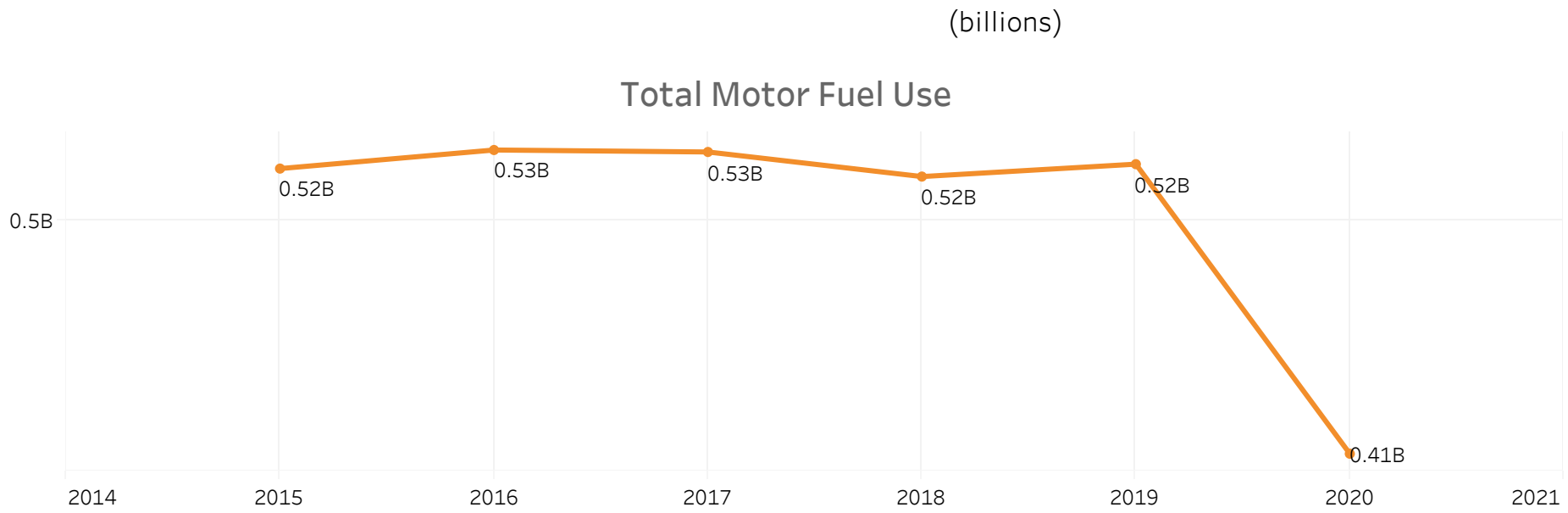


Year	Urban (Top of Bar)	Rural (Bottom of Bar)	Unknown (Below Rural)	VMT (millions)
2015	8.53K	0.53K	0.00K	8.53K
2016	8.82K	0.53K	0.00K	8.82K
2017	8.89K	0.53K	0.00K	8.89K
2018	9.04K	0.53K	0.00K	9.04K
2019	9.15K	0.53K	0.00K	9.15K
2020	7.32K	0.53K	0.00K	7.32K

Motor Fuel Use

(billions)

Total Motor Fuel Use



Year	Total Motor Fuel Use (billions)
2015	0.52B
2016	0.53B
2017	0.53B
2018	0.52B
2019	0.62B
2020	0.41B

Motor Fuel Tax Rates

(per gallon)

Item	Motor Fuel Tax Rates (per gallon)
Diesel	\$0.16
Gasohol	\$0.16
Gasoline	\$0.16

Highway Funding Revenue

(thousands)

Highway Funding Revenue by Type

Revenue Type	Highway Funding Revenue (thousands)
Other State Imports	\$0
Miscellaneous	\$2,161
Local Payments	\$0
Highway User Revenues	\$252,169
General Fund Appropriations	\$0
Federal Payments	\$178,437
Bonds	\$81,835

Total Highway Funding Revenue

\$514,602

Highway Funding Expenditures

(thousands)

Highway Expenditures by Type

Expenditure Type	Highway Expenditures (thousands)
Highway Law Enforcement & Safety	\$10,194
Grant-In-Aid to Locals	\$64,116
Bond Retirement	\$30,245
Administration and Misc	\$27,596
Maintenance and Services	\$58,570
Interest	\$17,630
Capital Outlay	\$266,020

Total Highway Expenditures

\$474,371