

Special Issue

Weekly Motor Fuel Report

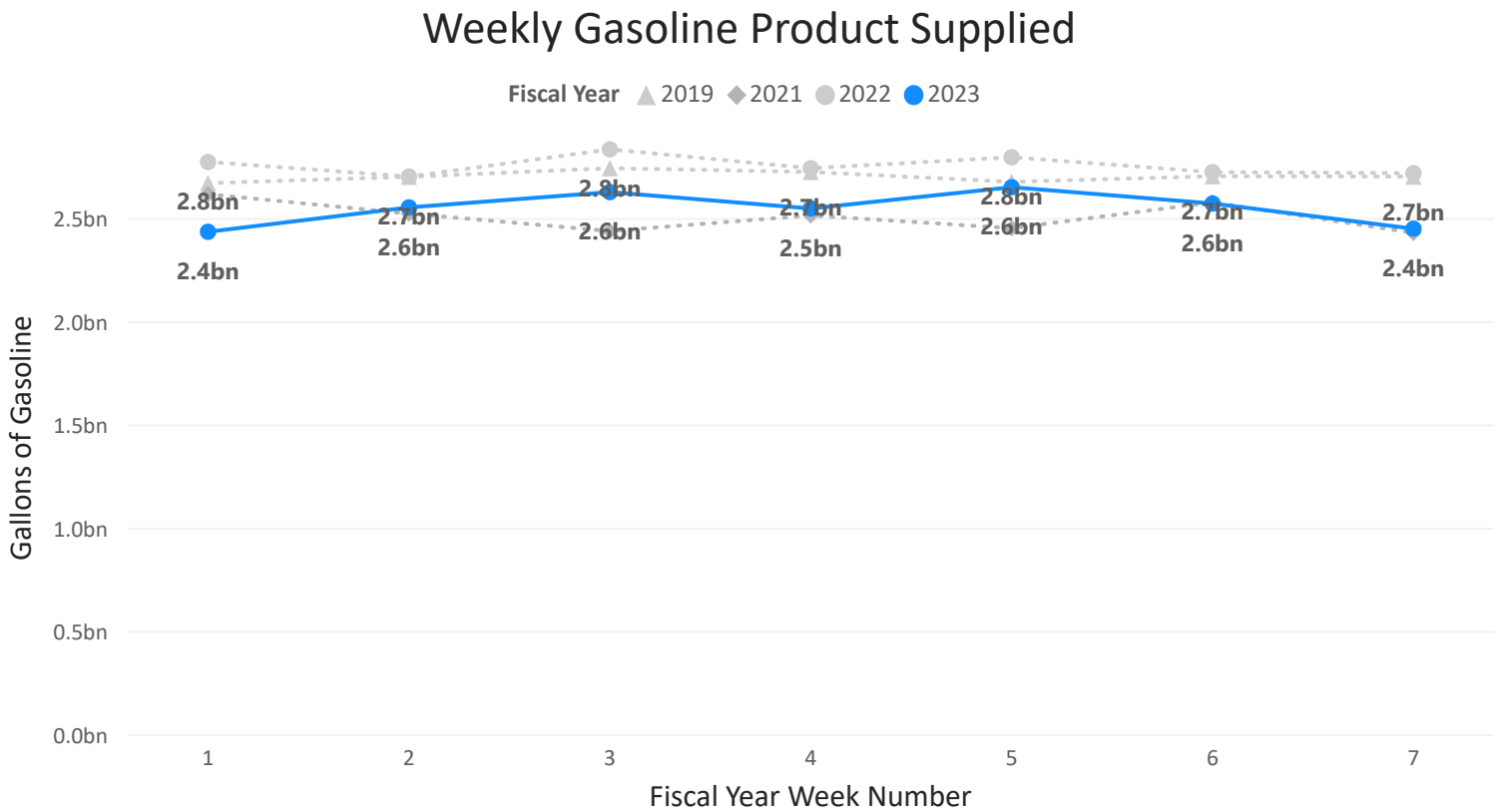
Office of Highway
Policy Information

Gasoline Product Supplied for Fiscal Year Week No. 7

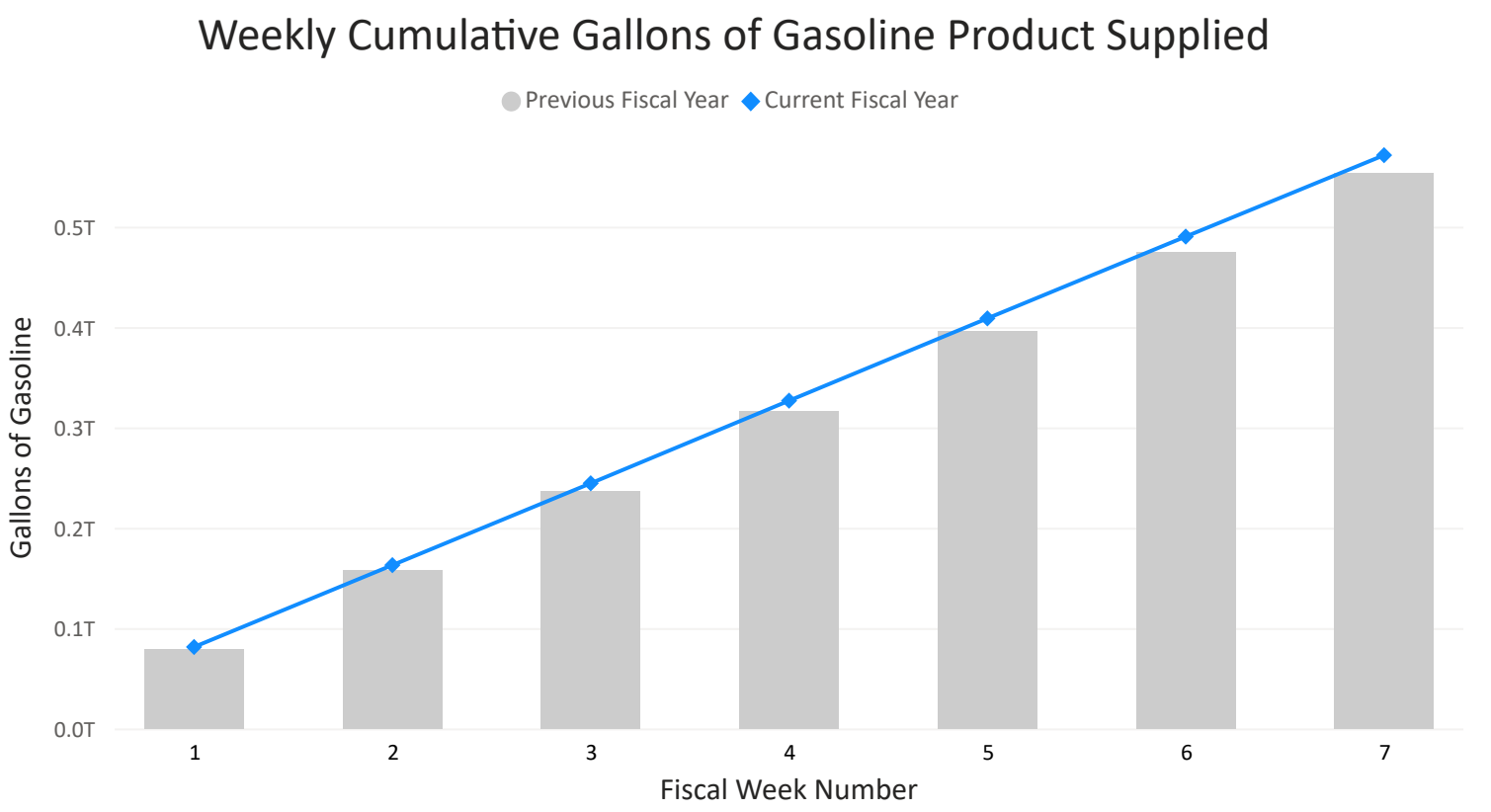
Data complete through 11/18/2022

Excludes Diesel and Alternative Fuels

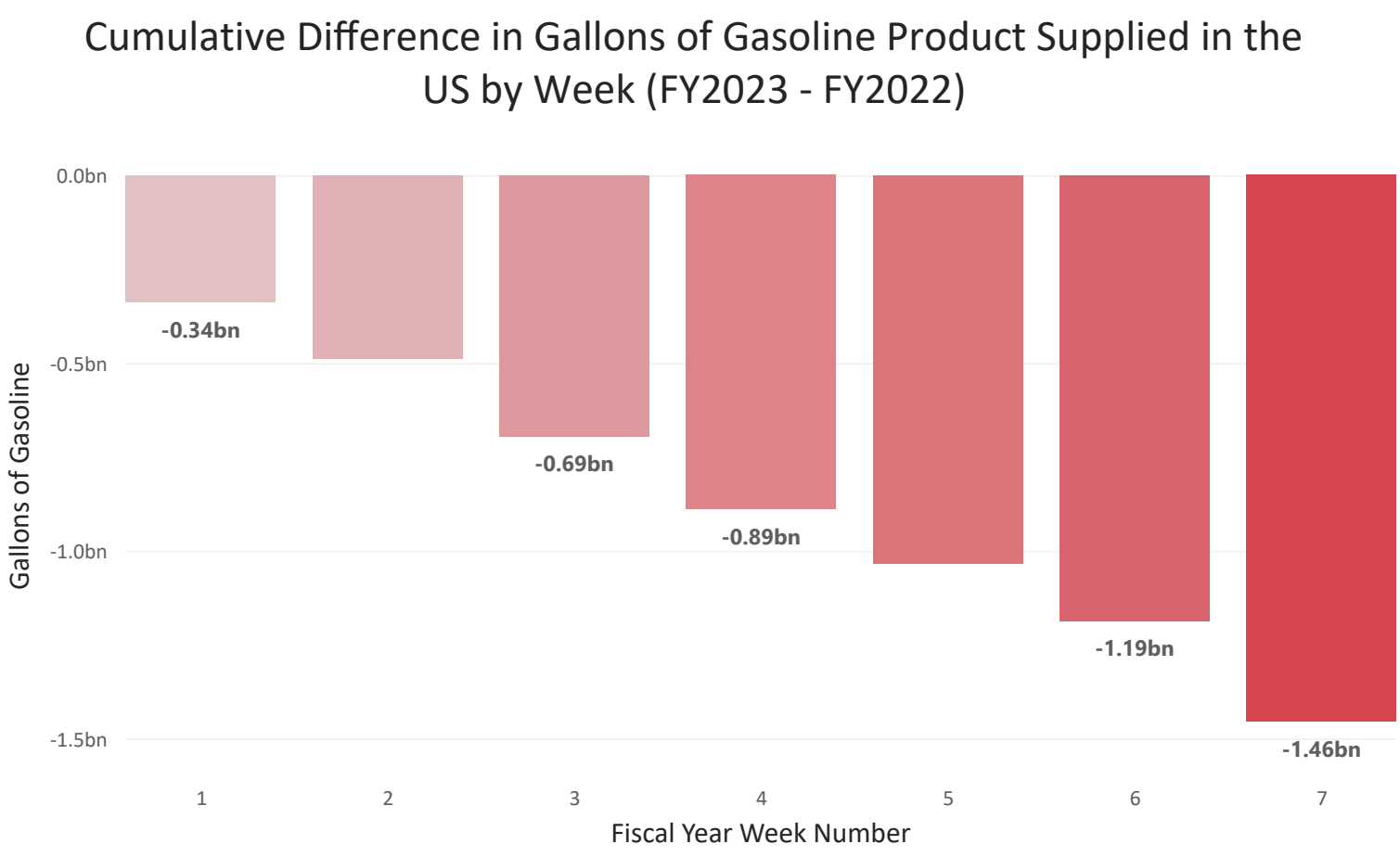
Gasoline product supplied totaled 2.45 billion gallons in week 7. This is a decrease of -4.75% from the previous week.



Gasoline product supplied compared to the same week in FY 2022 decreased by -9.89%, increased by 0.84% for the same week in FY 2021, and decreased by -9.34% for the same week in FY 2019



By this week in FY2023 1.46 billion less gallons of gasoline have been supplied than by the same week in FY2022.



Weekly Gasoline Product Supplied Table

Fiscal Week Number	Current Year Production	Previous Year Production	Difference From Same Week Last Year	Current Year Cumulative Production	Cumulative Difference
1	2,433,144,000	2,771,538,000	-338,394,000	2,433,144,000	-338,394,000
2	2,551,332,000	2,700,684,000	-149,352,000	4,984,476,000	-487,746,000
3	2,625,420,000	2,832,396,000	-206,976,000	7,609,896,000	-694,722,000
4	2,546,040,000	2,740,962,000	-194,922,000	10,155,936,000	-889,644,000
5	2,649,234,000	2,794,176,000	-144,942,000	12,805,170,000	-1,034,586,000
6	2,570,148,000	2,722,146,000	-151,998,000	15,375,318,000	-1,186,584,000
7	2,448,138,000	2,716,854,000	-268,716,000	17,823,456,000	-1,455,300,000
Total	17,823,456,000	19,278,756,000	-1,455,300,000	17,823,456,000	-1,455,300,000

Source: Derived from U.S. Product Supplied of Finished Motor Gasoline, Weekly, U.S. Energy Information Administration, published 11/23/2022

Please direct questions to: PolicyInfoFeedback@dot.gov