

# Special Issue

## Weekly Motor Fuel Report

Office of Highway  
Policy Information

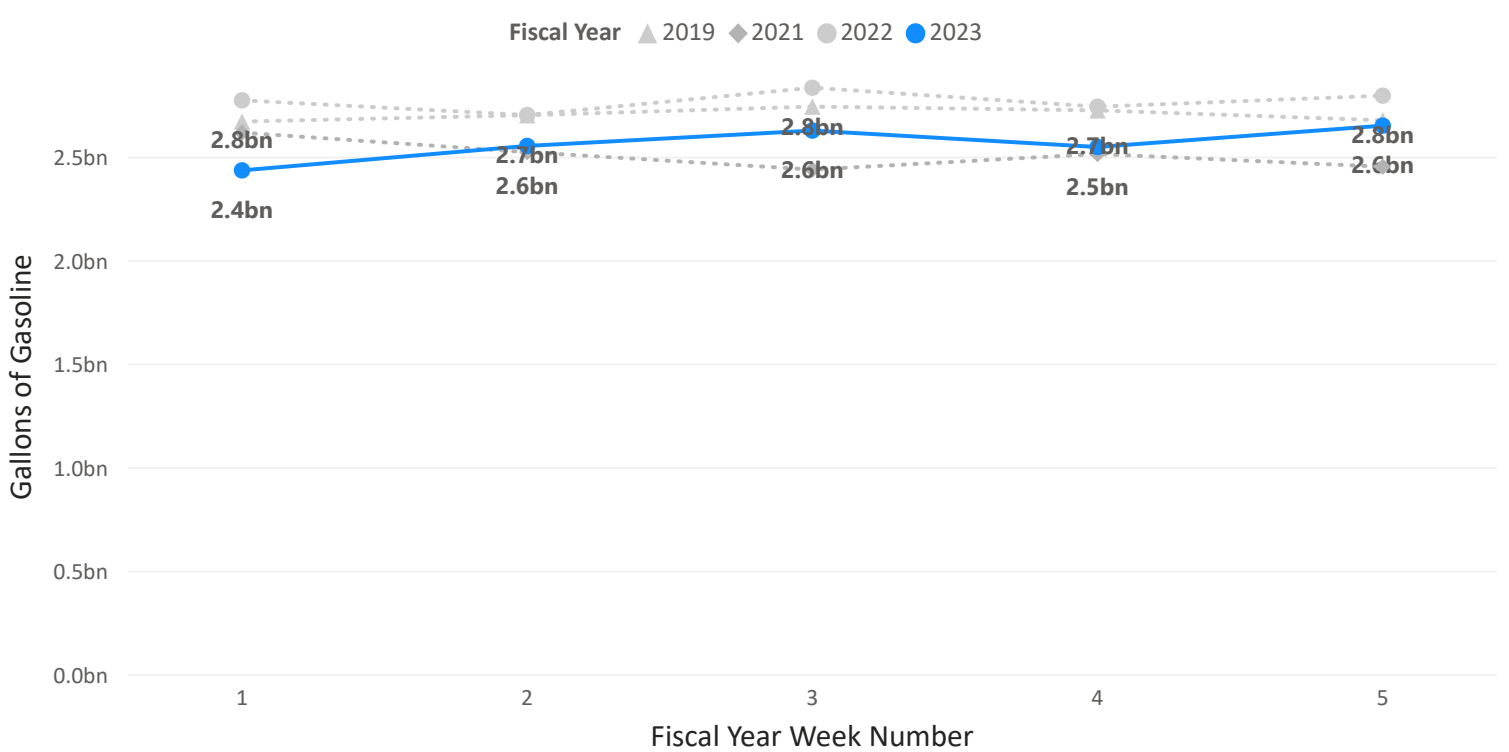
Gasoline Product Supplied for Fiscal Year Week No. 5

Data complete through 11/4/2022

Excludes Diesel and Alternative Fuels

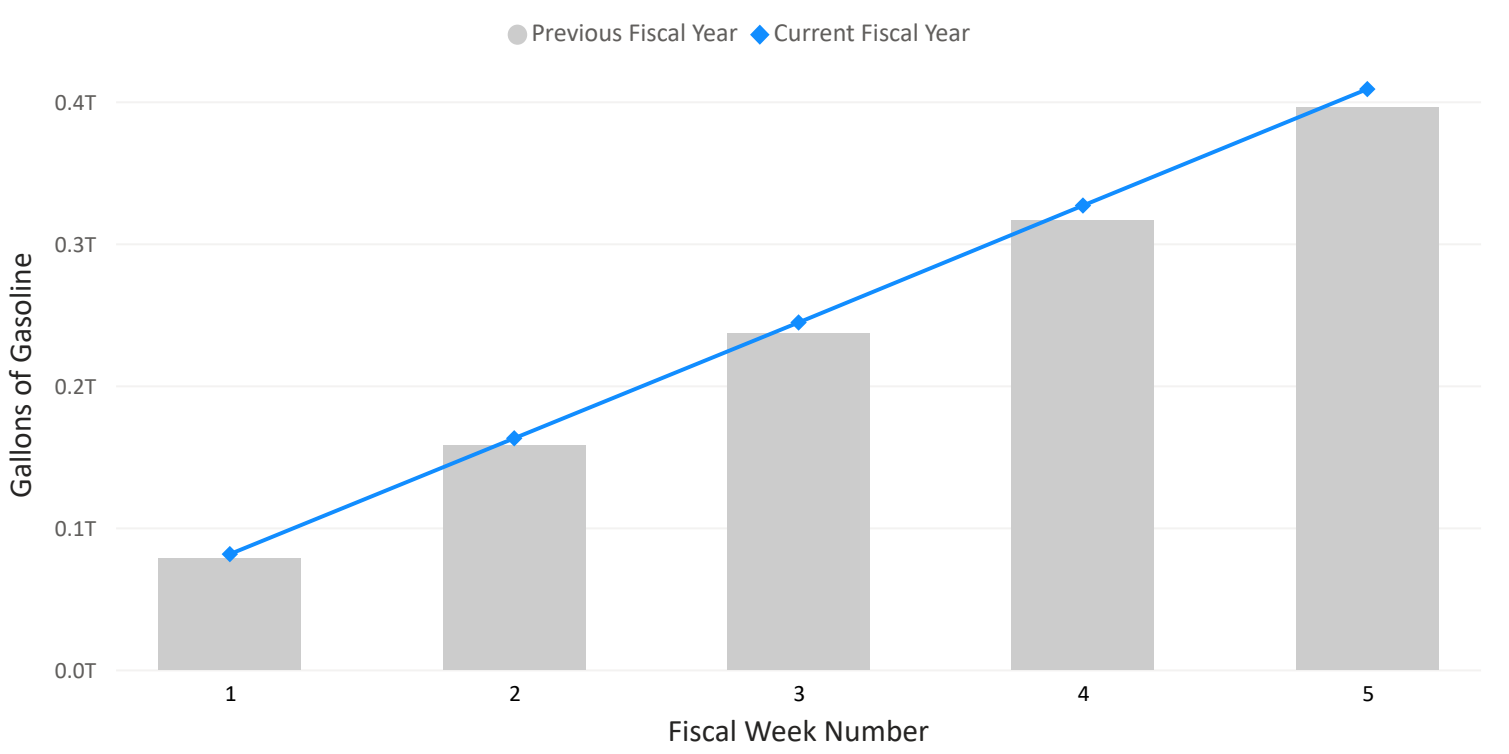
Gasoline product supplied totaled 2.65 billion gallons in week 5. This is an increase of 4.05% from the previous week.

Weekly Gasoline Product Supplied



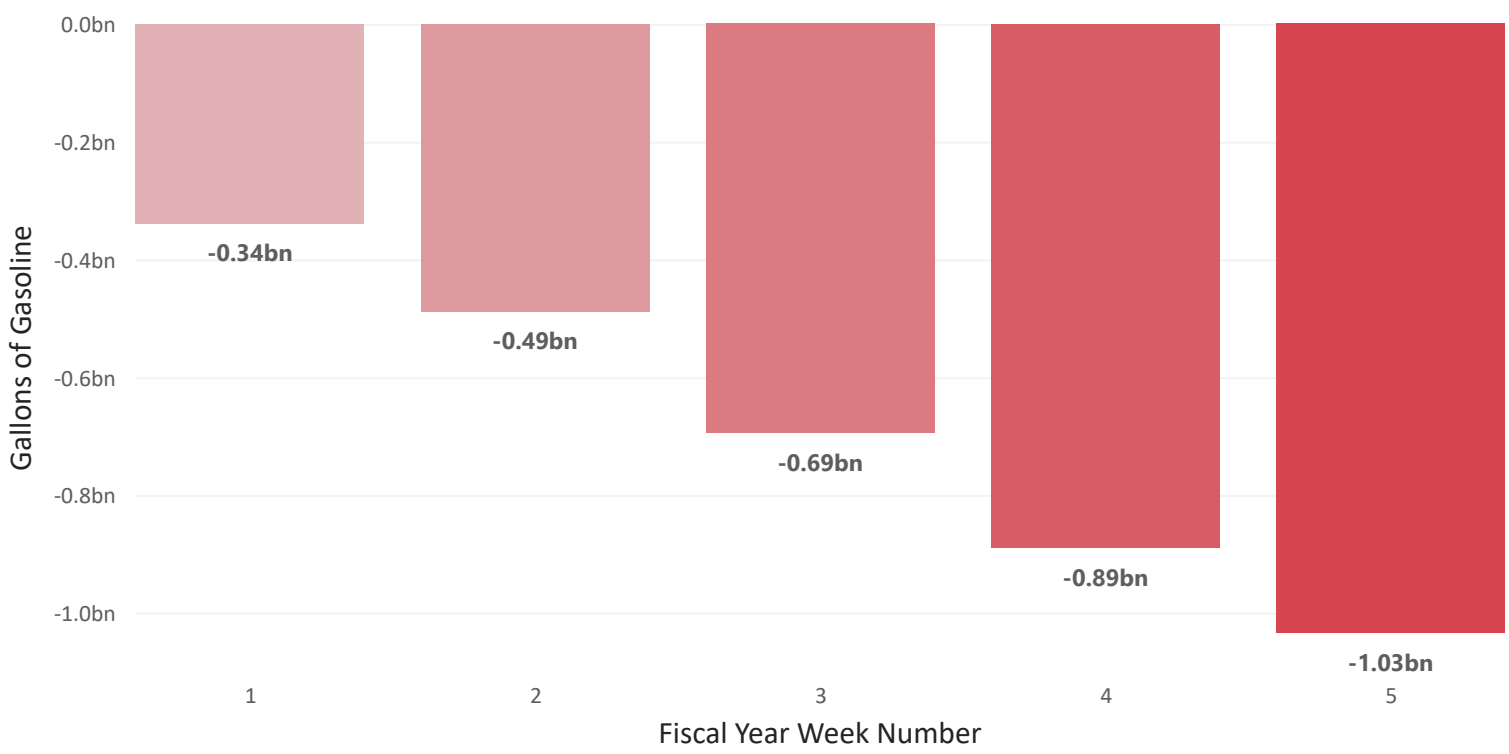
Gasoline product supplied compared to the same week in FY 2022 decreased by -5.19%, increased by 8.1% for the same week in FY 2021, and decreased by -0.97% for the same week in FY 2019

Weekly Cumulative Gallons of Gasoline Product Supplied



By this week in FY2023 1.03 billion less gallons of gasoline have been supplied than by the same week in FY2022.

Cumulative Difference in Gallons of Gasoline Product Supplied in the US by Week (FY2023 - FY2022)



Weekly Gasoline Product Supplied Table

Fiscal Week Number	Current Year Production	Previous Year Production	Difference From Same Week Last Year	Current Year Cumulative Production	Cumulative Difference
1	2,433,144,000	2,771,538,000	-338,394,000	2,433,144,000	-338,394,000
2	2,551,332,000	2,700,684,000	-149,352,000	4,984,476,000	-487,746,000
3	2,625,420,000	2,832,396,000	-206,976,000	7,609,896,000	-694,722,000
4	2,546,040,000	2,740,962,000	-194,922,000	10,155,936,000	-889,644,000
5	2,649,234,000	2,794,176,000	-144,942,000	12,805,170,000	-1,034,586,000
<b>Total</b>	<b>12,805,170,000</b>	<b>13,839,756,000</b>	<b>-1,034,586,000</b>	<b>12,805,170,000</b>	<b>-1,034,586,000</b>

Source: Derived from U.S. Product Supplied of Finished Motor Gasoline, Weekly, U.S. Energy Information Administration, published 11/9/2022

Please direct questions to: [PolicyInfoFeedback@dot.gov](mailto:PolicyInfoFeedback@dot.gov)