



# Annual Traffic Volume Report ■ 2008

January 1 - December 31



*Alaska  
Marine Highway*





ALASKA MARINE HIGHWAY SYSTEM

# *2008 Annual Traffic Volume Report*



Published by the Alaska Marine Highway System  
For the State of Alaska  
Department of Transportation and Public Facilities

# Table of Contents

---

|  |           |                                    |           |
|--|-----------|------------------------------------|-----------|
| <b><i>Introduction</i></b>                       | <b>1</b>  | <b><i>Tariff Traffic</i></b>       | <b>27</b> |
| Alaska Marine Highway System                     | 3         | Car Deck Tariff Usage              | 28        |
| Comparisons to Previous Years                    | 3         | Car Deck Space Usage               | 28        |
| 2000 to 2008 Traffic Data Sources                | 4         | Passenger Tariff Code Chart        | 28        |
| Southwest Alaska Routes                          | 4         | Vehicle Tariff Type Chart          | 29        |
| Cross-Gulf Service                               | 5         | Car Length Chart                   | 29        |
| Southeast Alaska Routes                          | 5         | Recreational Vehicles Length Chart | 30        |
| Vessel Information Table                         | 6         | Van Length Chart                   | 30        |
| Operating Schedule                               | 7         |                                    |           |
| <b><i>Historical Traffic</i></b>                 | <b>9</b>  | <b><i>Sailings</i></b>             | <b>31</b> |
| Annual Traffic                                   | 10        | Southeast Routes                   | 32        |
| Annual Traffic Chart                             | 11        | Southwest Routes                   | 34        |
| Annual Southeast Traffic Chart                   | 11        | Cross-Gulf Routes                  | 35        |
| Annual Southwest Traffic Chart                   | 11        | Southeast City Pairs               | 36        |
| Annual Traffic Percentage Change                 | 12        | Southwest City Pairs               | 36        |
| Regional Traffic Percentage Change               | 13        |                                    |           |
| Embarking Passenger Traffic                      | 14        | <b><i>Monthly Port Traffic</i></b> | <b>37</b> |
| Embarking Passenger Traffic Percentage Change    | 15        | Southeast Passengers               | 38        |
| Embarking Vehicle Traffic                        | 16        | Southeast Vehicles                 | 39        |
| Embarking Vehicle Traffic Percentage Change      | 17        | Southwest Passengers               | 40        |
| Disembarking Passenger Traffic                   | 18        | Southwest Vehicles                 | 41        |
| Disembarking Passenger Traffic Percentage Change | 19        | Aurora Passengers                  | 42        |
| Disembarking Vehicle Traffic                     | 20        | Chenega Passengers                 | 42        |
| Disembarking Vehicle Traffic Percentage Change   | 21        | Aurora Vehicles                    | 43        |
| Port Departures                                  | 22        | Chenega Vehicles                   | 43        |
|  |           | Columbia Passengers                | 44        |
| <b><i>Current Annual Traffic</i></b>             | <b>23</b> | Fairweather Passengers             | 44        |
| Regional Monthly Traffic                         | 24        | Columbia Vehicles                  | 45        |
| Regional Monthly Passenger Traffic Chart         | 24        | Fairweather Vehicles               | 45        |
| Regional Monthly Vehicle Traffic Chart           | 24        | Kennicott Passengers               | 46        |
| Vessel Passengers Chart                          | 25        | Kennicott Vehicles                 | 47        |
| Vessel Monthly Passenger Chart                   | 25        | LeConte Passengers                 | 48        |
| Vessel Monthly Traffic Comparison                | 25        | Lituya Passengers                  | 48        |
| Vessel Vehicles Chart                            | 25        | LeConte Vehicles                   | 49        |
|  |           | Lituya Vehicles                    | 49        |

|                      |    |                         |    |
|----------------------|----|-------------------------|----|
| Malaspina Passengers | 50 | Fairweather Link Volume | 79 |
| Malaspina Vehicles   | 51 | Kennicott Link Volume   | 80 |
| Matanuska Passengers | 52 | LeConte Link Volume     | 80 |
| Matanuska Vehicles   | 53 | Lituya Link Volume      | 81 |
| Taku Passengers      | 54 | Malaspina Link Volume   | 81 |
| Taku Vehicles        | 55 | Matanuska Link Volume   | 82 |
| Tustumena Passengers | 56 | Taku Link Volume        | 82 |
| Tustumena Vehicles   | 57 | Tustumena Link Volume   | 83 |

### ***Port to Port Traffic (On/Off)*** **59**

|  |    |  |    |
|--|----|--|----|
| Southeast On/Off: Calendar Year (January 1 - December 31)  | 60 | Monthly Southeast Link Volume (January - June)   | 84 |
| Southeast On/Off: Summer (May 1 - September 30)            | 61 | Monthly Southeast Link Volume (July - December)  | 85 |
| Southwest On/Off: Calendar Year (January 1 - December 31)  | 62 | Monthly Southwest Link Volume (January - June)   | 86 |
| Southwest On/Off: Summer (May 1 - September 30)            | 63 | Monthly Cross-Gulf Link Volume (January - June)  | 86 |
| Cross-Gulf On/Off: Calendar Year (January 1 - December 31) | 64 | Monthly Southwest Link Volume (July - December)  | 87 |
| Cross-Gulf On/Off: Summer (May 1 - September 30)           | 64 | Monthly Cross-Gulf Link Volume (July - December) | 87 |
| Aurora On/Off  | 65 |  |    |
| Chenega On/Off   | 66 |  |    |
| Columbia On/Off  | 66 |  |    |
| Fairweather On/Off   | 67 |  |    |
| Lituya On/Off  | 67 |  |    |
| Kennicott On/Off   | 68 |  |    |
| LeConte On/Off   | 69 |  |    |
| Malaspina On/Off   | 70 |  |    |
| Matanuska On/Off   | 71 |  |    |
| Taku On/Off  | 72 |  |    |
| Tustumena On/Off   | 73 |  |    |

### ***Stateroom Usage*** **89**

|                                       |    |
|---------------------------------------|----|
| Columbia Staterooms (104 Staterooms)  | 90 |
| Kennicott Staterooms (109 Staterooms) | 90 |
| Malaspina Staterooms (73 Staterooms)  | 91 |
| Matanuska Staterooms (107 Staterooms) | 91 |
| Taku Staterooms (43 Staterooms)       | 92 |
| Tustumena Staterooms (26 Staterooms)  | 93 |
| Stateroom Usage by Link               | 94 |
| Stateroom Usage by Capacity           | 95 |
| Cross-Gulf Link Diagram               | 96 |
| Southeast Link Diagram                | 96 |
| Southwest Link Diagram                | 97 |

### ***Link Volume Summary*** **75**

|                              |    |
|------------------------------|----|
| Southeast Alaska Link Volume | 76 |
| Southwest Alaska Link Volume | 77 |
| Cross-Gulf Link Volume       | 77 |
| Aurora Link Volume           | 78 |
| Chenega Link Volume          | 78 |
| Columbia Link Volume         | 79 |



# *Introduction*

---

Alaska Marine Highway System, Annual Traffic Volume Report • 2008



*Alaska  
Marine Highway*



## Alaska Marine Highway System

The Alaska Marine Highway System (AMHS) serves Alaskan communities by transporting passengers and vehicles between coastal communities. This service helps meet the social, educational, health and economic needs of Alaskans.

AMHS provides year-round scheduled ferry service throughout Southeast and Southwest Alaska, extending south to Prince Rupert, British Columbia and Bellingham, Washington. The system connects communities with each other, with regional centers, and with the continental road system. It is an integral part of Alaska's highway system, reaching many communities that would otherwise be effectively cut off from the rest of the state and nation. The AMHS also provides a coastal transportation alternative between Anchorage and the "Lower 48" states versus driving the Alaska Highway.

The AMHS is designed to provide basic transportation services to these communities—transportation that allows community access to health services, commodities, legal services, government services, and social services; transportation that meets the social needs of isolated communities; and transportation that provides a base for economic development.

### Service and Amenities:

AMHS service is divided into two major systems: the Southeast System (from Bellingham north to Yakutat) and the Southwest System (from Cordova west to Unalaska/Dutch Harbor). The AMHS fleet consists of eleven vessels; seven operate in the Southeast System and four operate in the Southwest System. All eleven vessels are designed to carry passengers and vehicles ranging in size from motorcycles to large freight container vans.

Trips on the AMHS can last several hours or several days, so passenger services are an important aspect of the State's transportation service. Most vessels provide food service, shower and restroom facilities, observation lounges, and reclining lounges. The larger vessels provide play areas for children. Six vessels have stateroom accommodations for overnight travel, or for passengers who want a space they can call their own while traveling. The AMHS may also offer special interest programs on board its vessels during the summer season, including naturalist interpreter programs and Alaskan culture programs.

### Freight Transport:

One regular use of the AMHS is the year-round shipment of container vans. These vans transport time-sensitive cargo such as fresh vegetables, meat, and dairy products from Bellingham and regional Alaskan centers to communities served by the system. Local restaurants, grocery stores, individuals, and food distribution businesses have established delivery schedules with the AMHS to ensure regular and continuous delivery of perishable goods. Shipping perishable supplies on AMHS is more cost-effective than air freight, and in many cases ensures delivery to communities on a more frequent basis than commercial barge and freight lines. Vans are also used to move fresh Alaska fish and seafood to markets, and to transport U.S. mail and household goods.

### Planned service reductions:

During the fall, winter and spring months, all vessels are scheduled for annual maintenance, which normally requires six weeks minimum per ship. This results in reduced service. Major projects to refurbish the vessels and to keep them in compliance with SOLAS (Safety of Life at Sea) requirements also keep vessels out of service. Vessels are put into lay-up during periods of low traffic demand, or as a means to reduce operating costs. During 2008, each AMHS vessel was out of service for maintenance, project work, or lay-up status.

## Comparisons to Previous Years

Care must be taken when comparing the traffic data to 1997. A fishermen's blockade of the M/V Malaspina on July 19, 1997 resulted in a 138-day suspension of service to the Canadian port of Prince Rupert. Limited service was restored Dec. 4, with one trip per week by the M/V Aurora. The disruption had a major impact on AMHS traffic.

In January 2002, AMHS discontinued regular service to Hollis when the Inter-Island Ferry Authority's M/V Prince of Wales began service between Ketchikan and Hollis. The impact of discontinuing regular Hollis service can be seen when comparing previous years for Hollis and Ketchikan. While AMHS does not officially serve Hollis any longer, backup support for the Inter-Island Ferry Authority is provided as needed.

Prior to 2003, Yakutat traffic was included in the Southwest Region. From 2003 forward, Yakutat traffic has been reported in the Southeast Region. In 2008 the M/V Tustumena provided one trip per month down the Aleutian Chain. On June 9th, 2006 the M/V LeConte ceased operations as a 24/7 vessel and was converted to day boat status. Consequently, statistics for the M/V LeConte will reflect that change in status. Service to Seward was discontinued on September 29th, 2005. However, overall cross-gulf traffic was not impacted because Seward traffic was re-routed to Whittier.

## 2000 to 2008 Traffic Data Sources

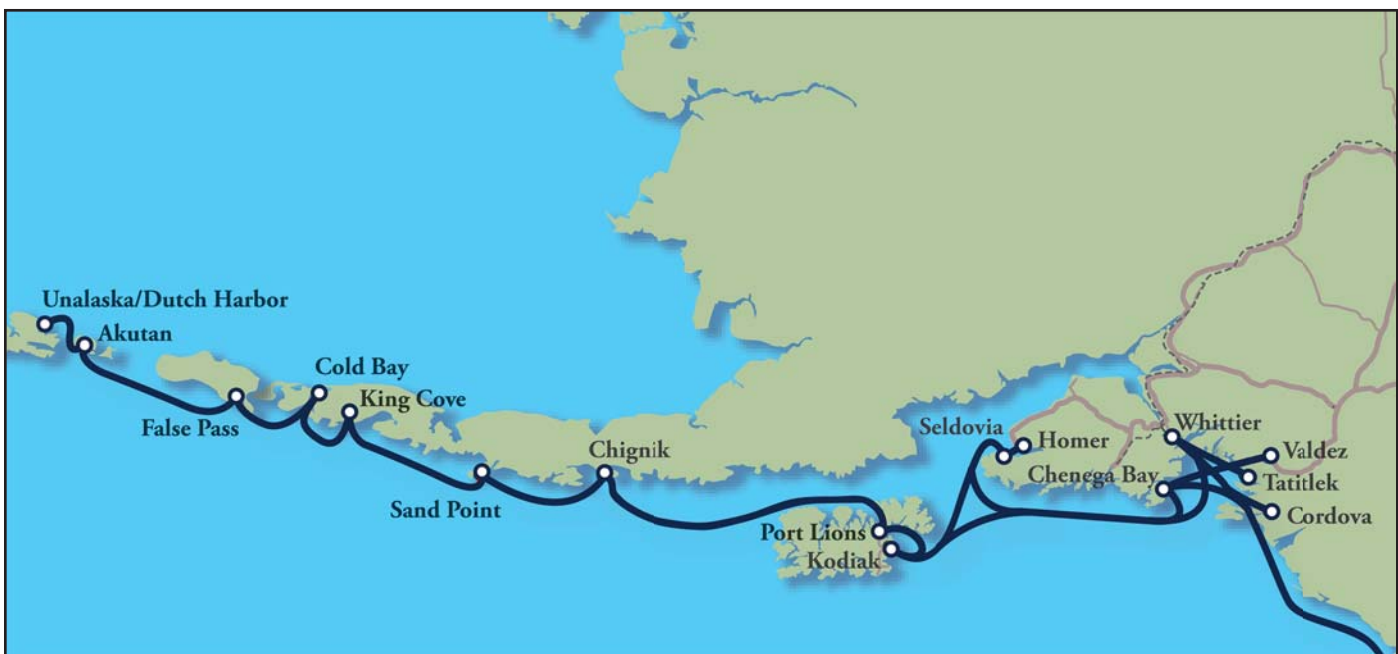
For the year 2000 through 2008, counts are based on tickets that were issued for the sailings. This substitution should not affect the traffic totals or the traffic between ports when compared to previous years; however, some counts may not be accurate when subtotaled by vessel.

## Southwest Alaska Routes

The Southwest system serves Prince William Sound, Kodiak Island, the Alaska Peninsula, and the Aleutian Islands. The M/V Tustumena provides regular service between Kodiak, Port Lions, Seldovia and Homer. In 2008, between April and October, the M/V Tustumena traveled out the Aleutian chain once a month to Unalaska/Dutch Harbor, stopping at Chignik, Sand Point, King Cove, False Pass, Akutan and Cold Bay. This trip is not made in the winter because of adverse weather conditions.

In 2008 service in Prince William Sound to Valdez, Cordova and Whittier was provided by the M/V Aurora. The M/V Chenega provided additional service during the summer season, and the M/V Kennicott provided supplemental service. AMHS also provided fifty-five stops in the village of Tatitlek and thirty-six stops in Chenega Bay.

Tourist passengers add a significant percentage to the Prince William Sound traffic in the summer, especially between Valdez and Whittier. In the winter months when traffic demand was significantly reduced and weather conditions worsened, the M/V Chenega was moved to North Lynn Canal to replace the Fairweather for its overhaul period. The M/V Tustumena also underwent a CIP project, leaving the M/V Aurora to provide service between the ports.



## Cross-Gulf Service

When the M/V Kennicott, a vessel certified to operate in open waters, joined the fleet in summer 1998 the ferry system expanded to include regular cross-gulf sailings. Also known as “inter-tie trips”, these sailings connect Southeastern Alaska with Southcentral and Southwest regions of the state.

All cross-gulf trips include a stop at the port of Yakutat, a community that is unique in that it is served only on a crossgulf route. During 2008, the AMHS provided Yakutat with 10 port calls.

## Southeast Alaska Routes

The southeast AMHS route system is divided into two subsystems: the mainline routes which typically take more than one day for the ship to travel; and shorter routes where the vessels depart their home port in the morning, travel to destination ports and then return to their home port on the same day. The shorter routes are commonly referred to as “day boat” routes.

The mainline routes carry a high percentage of tourists in the summer, and provide service between Bellingham, Washington or Prince Rupert, British Columbia and Skagway, Alaska. Along the way, the ships stop in Ketchikan, Wrangell, Petersburg, Sitka, Juneau, and Haines. Although Kake and Hoonah are smaller communities, they are served by certain mainline sailings.

During 2008, the five largest AMHS vessels were used on the Southeast mainline routes. These were the M/V Columbia, M/V Kennicott, M/V Malaspina, M/V Matanuska, and M/V Taku. Day boat service was also provided on the North Lynn Canal route during the peak summer season by M/V Malaspina. This route provides round-trip service between Juneau, Haines and Skagway.

The day boat routes connect the smaller communities of Southeast Alaska with each other and with the Southeast Alaska mainline communities (Ketchikan, Petersburg, Wrangell, Sitka, Juneau, Haines and Skagway) that serve as regional centers for commerce, government health services, and/or connections to other transportation systems. The day boat routes primarily serve local residents, and include Angoon, Hoonah, Kake, Metlakatla, Pelican, and Tenakee.

In 2008 there were three AMHS vessels that provided service on the day boat routes. These were the M/V LeConte, the M/V Fairweather and the M/V Lituya. The M/V Lituya is dedicated to providing day boat service between Ketchikan and Metlakatla.

The Southeast System connects with the continental road system at Bellingham, Washington, Prince Rupert, British Columbia, and in Alaska at Haines and Skagway.



## Vessel Information Table

|                              | MATANUSKA   | MALASPINA   | TAKU       | TUSTUMENA  | COLUMBIA   | LECONTE     | AURORA      | KENNICOTT  | LITUYA   | FAIRWEATHER | CHENEGA  |
|------------------------------|-------------|-------------|------------|------------|------------|-------------|-------------|------------|----------|-------------|----------|
| Date Built                   | 1963        | 1963        | 1963       | 1964       | 1974       | 1974        | 1977        | 1998       | 2004     | 2004        | 2005     |
| Length (feet)                | 408         | 408         | 352        | 296        | 418        | 235         | 235         | 382        | 181      | 235         | 235      |
| Beam (feet)                  | 74          | 74          | 74         | 59         | 85         | 57          | 57          | 85         | 50       | 60          | 60       |
| Displacement (long tons)     | 5,569       | 5,552       | 4,283      | 3,067      | 7,683      | 2,132       | 2,132       | 7,503      | 647      | 787         | 787      |
| Loaded Draft (feet-inches)   | 16'-11 5/8" | 16'-11 3/8" | 16'-11"    | 14'-4 1/2" | 17'-6 1/8" | 13'-10 7/8" | 13'-10 7/8" | 17'-6"     | 10'-6"   | 8'-6"       | 8'-6"    |
| International Tonnage: Gross | 9,214       | 9,121       | 7,302      | 4,529      | 13,009     | 3,124       | 3,124       | 12,635     | n/a      | 3,442       | 3,420    |
| (cubic capacity) Net         | 3,824       | 3,667       | 2,496      | 1,451      | 4,932      | 987         | 987         | 3,790      | n/a      | 1,032       | 1,026    |
| Domestic Tonnage: Gross      | 3,029       | 2,928       | 2,624      | 2,174      | 3,946      | 1,328       | 1,280       | 9,978      | 99       | 1280        | 1333     |
| (cubic capacity) Net         | 1,235       | 1,253       | 1,494      | 898        | 2,683      | 566         | 453         | 7,354      | 66       | 870         | 827      |
| Horsepower @ Service Speed   | 7,400       | 8,000       | 8,122      | 5,100      | 12,350     | 4,300       | 4,300       | 13,380     | 2,000    | 15,360      | 15,360   |
| Service Speed (knots)        | 16.5        | 16.5        | 16.5       | 13.8       | 17.3       | 14.5        | 14.5        | 16.75      | 11.5     | 32          | 32       |
| Fuel Use (Gallons/hour)      | 234         | 270         | 253        | 151        | 397        | 188         | 190         | 354        | 55       | 600         | 600      |
| Crew Capacity                | 50          | 50          | 42         | 37         | 66         | 24          | 24          | 56         | 4        | 10          | 10       |
| Passenger Capacity           | 499         | 499         | 370        | 174        | 600        | 300         | 300         | 499        | 149      | 250         | 250      |
| Staterooms - 4 berth         | 4           | 46          | 9          | 8          | 44         | n/a         | n/a         | 48         | n/a      | n/a         | n/a      |
| Staterooms - 3 berth         | 23          | 0           | 0          | 0          | 0          | n/a         | n/a         | 0          | n/a      | n/a         | n/a      |
| Staterooms - 2 berth         | 80          | 26          | 33         | 17         | 56         | n/a         | n/a         | 56         | n/a      | n/a         | n/a      |
| ADA Staterooms (4 b)         | 0           | 0           | 0          | 0          | 0          | n/a         | 0           | 3          | n/a      | n/a         | n/a      |
| ADA Staterooms (2 b)         | 1           | 1           | 2          | 1          | 3          | n/a         | n/a         | 2          | n/a      | n/a         | n/a      |
| <b>Total Staterooms</b>      | <b>108</b>  | <b>73</b>   | <b>44</b>  | <b>26</b>  | <b>103</b> | <b>0</b>    | <b>0</b>    | <b>109</b> | <b>0</b> | <b>0</b>    | <b>0</b> |
| <b>Total Berths</b>          | <b>247</b>  | <b>238</b>  | <b>106</b> | <b>68</b>  | <b>294</b> | <b>n/a</b>  | <b>n/a</b>  | <b>320</b> | <b>0</b> | <b>0</b>    | <b>0</b> |
| Vehicle Capacity (lane-ft.)  | 1,760       | 1,760       | 1,380      | 720        | 2,680      | 680         | 680         | 1,600      | 360      | 720         | 720      |
| (Qty of 20 foot vehicles)    | 88          | 88          | 69         | 36         | 134        | 34          | 34          | 80         | 18       | 36          | 36       |
| Van Capacity - Booking Limit | 12          | 14          | 7          | 10         | 16         | 9           | 9           | 20         | 2        | 5           | 5        |

# Operating Schedule

January 1 to December 31, 2008

|            | JAN             | FEB | MAR                     | APR                   | MAY                     | JUN                                | JUL | AUG        | SEP              | OCT                  | NOV                 | DEC | Operating Weeks |
|------------|-----------------|-----|-------------------------|-----------------------|-------------------------|------------------------------------|-----|------------|------------------|----------------------|---------------------|-----|-----------------|
| <b>KEN</b> | Layup           |     | Mar 24, Overhaul        | Apr 15, SW - X - Gulf | May 01, Layup           | May 25, SW-X-Gulf 2wks on 2wks off |     |            | Sep 21, Overhaul |                      | Nov 02, SW-X-Gulf   |     | 26.3            |
| <b>COL</b> | Layup           |     | Mar 25, OH / CIP        |                       | May 16, BEL - Fri       |                                    |     |            | Sep 10, Layup    |                      |                     |     | 16.7            |
| <b>MAT</b> | Layup           |     | Jan 07, YPR / JNU       | Mar 05, BEL - Fri     |                         | May 17, YPR / SGY                  |     |            |                  | Oct 01, OH           | Nov 01, Layup / CIP |     | 38.3            |
| <b>MAL</b> | BEL - Fri       |     | Mar 06, Overhaul        |                       | May 11, NLC - Dayboat   |                                    |     |            |                  | Sep 10, BEL - Fri    |                     |     | 42.7            |
| <b>TAK</b> | YPR / JNU       |     | Jan 07, Overhaul        | Mar 06, YPR / JNU     |                         | May 01, YPR / JNU 2x/wk            |     |            |                  |                      |                     |     | 43.4            |
| <b>LIT</b> | MET Service     |     | Feb 19, Overhaul        |                       | Feb 25, MET Service     |                                    |     |            |                  |                      |                     |     | 51.3            |
| <b>LEC</b> | NP + NLC        |     |                         | Apr 18, Overhaul      | Jun 01, In Transit      | May 11, NP / Dayboat               |     | Aug 24, OH |                  | Sep 28, NP / Dayboat |                     |     | 47.0            |
| <b>TUS</b> | SW / PWS        |     |                         |                       | Jun 04, PWS             | Apr 28, SW                         |     |            |                  |                      | Nov 08, OH / CIP    |     | 43.0            |
| <b>AUR</b> | Layup / CIP     |     |                         | Apr 20, OH / CIP      | Jun 04, PWS             | Aug 23, In Transit                 |     | Aug 26, NP |                  | Oct 02, PWS          |                     |     | 29.3            |
| <b>FWX</b> | Overhaul        |     | Feb 08, NLC + SIT 4x/wk |                       | May 11, SIT 5x - PSG 2x |                                    |     |            |                  | Sep 28, In Transit   |                     |     | 33.6            |
| <b>CHE</b> | NLC + SIT 4x/wk |     | Feb 08, Layup           | Mar 06, OH            | Apr 18, In Transit      | May 01, PWS                        |     |            |                  | Oct 01, In Transit   |                     |     | 39.1            |

**LEGEND**

|           |                                |      |                    |            |                                |  |            |
|-----------|--------------------------------|------|--------------------|------------|--------------------------------|--|------------|
|           | On Line                        |      | Overhaul           |            | Layup                          |  | In Transit |
| BEL:      | Bellingham to Skagway Route    | WP:  | Winter Panhandle   | SE / SW:   | SE / SW Cross Gulf Route       |  |            |
| YPR:      | Prince Rupert to Skagway Route | MET: | Metlakatla Service | SW / PWS:  | SW / PrinceWilliam Sound Route |  |            |
| S.E. Ops: | Southeast Operations           | NP:  | Northern Panhandle | NLC + SIT: | North Lynn Canal + Sitka       |  |            |

|  |                              |              |
|--|------------------------------|--------------|
|  | Mainline Vessels             | 167.4        |
|  | Feeder Vessels               | 171.0        |
|  | Southwest Vessels            | 72.3         |
|  | <b>Total Operating Weeks</b> | <b>410.7</b> |





# *Historical Traffic*

---

Alaska Marine Highway System, Annual Traffic Volume Report • 2008

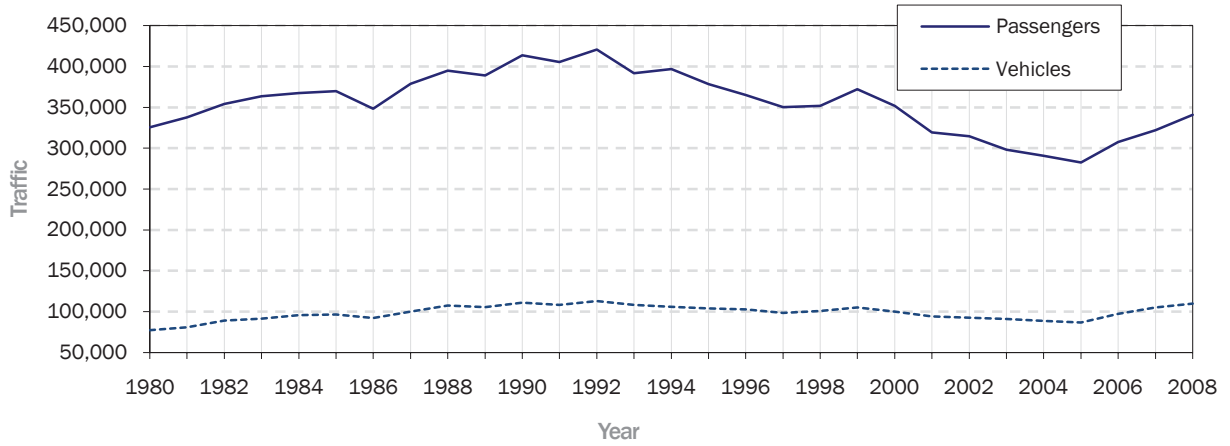
Source: Annual Traffic Volume Reports (Link Volume Summary Reports). For 1998 through 2004, all traffic is included except the excursion trip passengers. Percentage change is calculated from the prior year.

## Annual Traffic

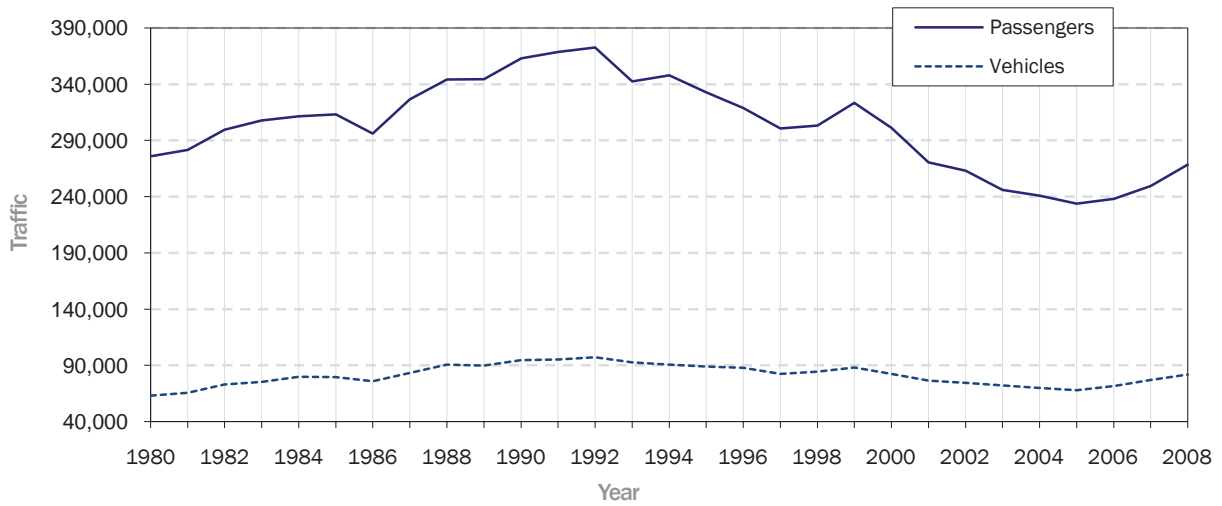
| PASSENGERS |           |           |         |
|------------|-----------|-----------|---------|
| Year       | Southeast | Southwest | Total   |
| 1979       | 244,678   | 49,375    | 294,053 |
| 1980       | 275,778   | 49,463    | 325,241 |
| 1981       | 281,632   | 55,779    | 337,411 |
| 1982       | 299,538   | 54,507    | 354,045 |
| 1983       | 307,782   | 55,520    | 363,302 |
| 1984       | 311,459   | 55,791    | 367,250 |
| 1985       | 313,147   | 56,282    | 369,429 |
| 1986       | 296,070   | 51,799    | 347,869 |
| 1987       | 326,644   | 52,047    | 378,691 |
| 1988       | 344,209   | 50,432    | 394,641 |
| 1989       | 344,389   | 44,202    | 388,591 |
| 1990       | 363,122   | 50,271    | 413,393 |
| 1991       | 368,780   | 36,248    | 405,028 |
| 1992       | 372,680   | 47,756    | 420,436 |
| 1993       | 342,613   | 48,678    | 391,291 |
| 1994       | 347,998   | 48,545    | 396,543 |
| 1995       | 332,712   | 45,373    | 378,085 |
| 1996       | 318,864   | 46,053    | 364,917 |
| 1997       | 300,653   | 49,450    | 350,103 |
| 1998       | 303,076   | 48,337    | 351,413 |
| 1999       | 323,608   | 48,437    | 372,045 |
| 2000       | 301,244   | 50,216    | 351,460 |
| 2001       | 270,507   | 48,384    | 318,891 |
| 2002       | 263,105   | 51,304    | 314,409 |
| 2003       | 245,818   | 52,147    | 297,965 |
| 2004       | 240,666   | 49,959    | 290,625 |
| 2005       | 233,667   | 48,569    | 282,236 |
| 2006       | 237,965   | 69,255    | 307,220 |
| 2007       | 249,310   | 72,299    | 321,609 |
| 2008       | 268,335   | 72,077    | 340,412 |

| VEHICLES |           |           |         |
|----------|-----------|-----------|---------|
| Year     | Southeast | Southwest | Total   |
| 1979     | 58,196    | 13,858    | 72,054  |
| 1980     | 63,167    | 14,021    | 77,188  |
| 1981     | 65,641    | 15,058    | 80,699  |
| 1982     | 73,234    | 15,606    | 88,840  |
| 1983     | 75,445    | 15,911    | 91,356  |
| 1984     | 79,966    | 15,544    | 95,510  |
| 1985     | 79,757    | 16,509    | 96,266  |
| 1986     | 75,996    | 16,029    | 92,025  |
| 1987     | 83,451    | 16,524    | 99,975  |
| 1988     | 90,672    | 16,642    | 107,314 |
| 1989     | 89,793    | 15,743    | 105,536 |
| 1990     | 94,730    | 16,310    | 111,040 |
| 1991     | 95,173    | 12,860    | 108,033 |
| 1992     | 97,239    | 15,656    | 112,895 |
| 1993     | 92,598    | 15,696    | 108,294 |
| 1994     | 90,758    | 15,245    | 106,003 |
| 1995     | 88,942    | 15,031    | 103,973 |
| 1996     | 87,863    | 14,809    | 102,672 |
| 1997     | 82,451    | 15,878    | 98,329  |
| 1998     | 84,328    | 16,490    | 100,818 |
| 1999     | 88,101    | 16,921    | 105,022 |
| 2000     | 82,651    | 17,484    | 100,135 |
| 2001     | 76,413    | 17,533    | 93,946  |
| 2002     | 74,460    | 17,943    | 92,403  |
| 2003     | 72,386    | 18,586    | 90,972  |
| 2004     | 69,993    | 18,620    | 88,613  |
| 2005     | 67,938    | 18,580    | 86,518  |
| 2006     | 71,609    | 25,461    | 97,070  |
| 2007     | 77,000    | 27,913    | 104,913 |
| 2008     | 82,040    | 27,799    | 109,839 |

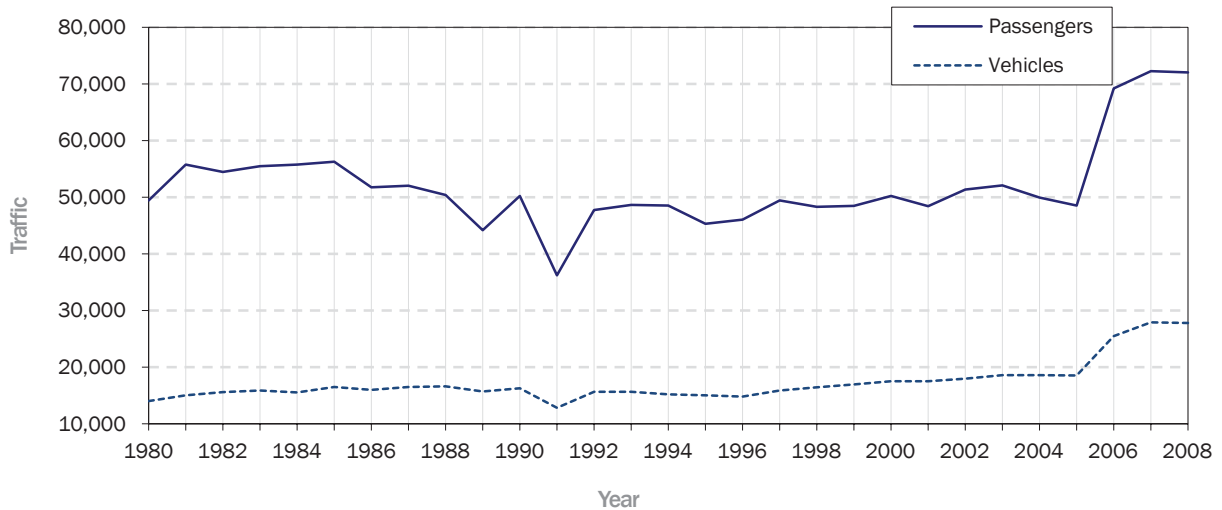
### Annual Traffic Chart



### Annual Southeast Traffic Chart



### Annual Southwest Traffic Chart



## Annual Traffic Percentage Change

| PASSENGER TRAFFIC |               |          |
|-------------------|---------------|----------|
| Year              | Total Traffic | % Change |
| 1979              | 294,053       | 9.41%    |
| 1980              | 325,241       | 10.61%   |
| 1981              | 337,411       | 3.74%    |
| 1982              | 354,045       | 4.93%    |
| 1983              | 363,302       | 2.61%    |
| 1984              | 367,250       | 1.09%    |
| 1985              | 369,429       | 0.59%    |
| 1986              | 347,869       | -5.84%   |
| 1987              | 378,691       | 8.86%    |
| 1988              | 394,641       | 4.21%    |
| 1989              | 388,591       | -1.53%   |
| 1990              | 413,393       | 6.38%    |
| 1991              | 405,028       | -2.02%   |
| 1992              | 420,436       | 3.80%    |
| 1993              | 391,291       | -6.93%   |
| 1994              | 396,543       | 1.34%    |
| 1995              | 378,085       | -4.65%   |
| 1996              | 364,917       | -3.48%   |
| 1997              | 350,103       | -4.06%   |
| 1998              | 351,413       | 0.37%    |
| 1999              | 372,045       | 5.87%    |
| 2000              | 351,460       | -5.53%   |
| 2001              | 318,891       | -9.27%   |
| 2002              | 314,409       | -1.41%   |
| 2003              | 297,965       | -5.23%   |
| 2004              | 290,625       | -2.46%   |
| 2005              | 282,236       | -2.89%   |
| 2006              | 307,220       | 8.85%    |
| 2007              | 321,609       | 4.68%    |
| 2008              | 340,412       | 5.85%    |

| VEHICLE TRAFFIC |               |          |
|-----------------|---------------|----------|
| Year            | Total Traffic | % Change |
| 1979            | 72,054        | 7.72%    |
| 1980            | 77,188        | 7.13%    |
| 1981            | 80,699        | 4.55%    |
| 1982            | 88,840        | 10.09%   |
| 1983            | 91,356        | 2.83%    |
| 1984            | 95,510        | 4.55%    |
| 1985            | 96,266        | 0.79%    |
| 1986            | 92,025        | -4.41%   |
| 1987            | 99,975        | 8.64%    |
| 1988            | 107,314       | 7.34%    |
| 1989            | 105,536       | -1.66%   |
| 1990            | 111,040       | 5.22%    |
| 1991            | 108,033       | -2.71%   |
| 1992            | 112,895       | 4.50%    |
| 1993            | 108,294       | -4.08%   |
| 1994            | 106,003       | -2.12%   |
| 1995            | 103,973       | -1.92%   |
| 1996            | 102,672       | -1.25%   |
| 1997            | 98,329        | -4.23%   |
| 1998            | 100,818       | 2.53%    |
| 1999            | 105,022       | 4.17%    |
| 2000            | 100,135       | -4.65%   |
| 2001            | 93,946        | -6.18%   |
| 2002            | 92,403        | -1.64%   |
| 2003            | 90,972        | -1.55%   |
| 2004            | 88,613        | -2.59%   |
| 2005            | 86,518        | -2.36%   |
| 2006            | 97,070        | 12.20%   |
| 2007            | 104,913       | 8.08%    |
| 2008            | 109,839       | 4.70%    |



## Regional Traffic Percentage Change

| PASSENGERS |           |          |           |          |
|------------|-----------|----------|-----------|----------|
| Year       | Southeast | % Change | Southwest | % Change |
| 1979       | 244,678   | 10.14%   | 49,375    | 5.90%    |
| 1980       | 275,778   | 12.71%   | 49,463    | 0.18%    |
| 1981       | 281,632   | 2.12%    | 55,779    | 12.77%   |
| 1982       | 299,538   | 6.36%    | 54,507    | -2.28%   |
| 1983       | 307,782   | 2.75%    | 55,520    | 1.86%    |
| 1984       | 311,459   | 1.19%    | 55,791    | 0.49%    |
| 1985       | 313,147   | 0.54%    | 56,282    | 0.88%    |
| 1986       | 296,070   | -5.45%   | 51,799    | -7.97%   |
| 1987       | 326,644   | 10.33%   | 52,047    | 0.48%    |
| 1988       | 344,209   | 5.38%    | 50,432    | -3.10%   |
| 1989       | 344,389   | 0.05%    | 44,202    | -12.35%  |
| 1990       | 363,122   | 5.44%    | 50,271    | 13.73%   |
| 1991       | 368,780   | 1.56%    | 36,248    | -27.89%  |
| 1992       | 372,680   | 1.06%    | 47,756    | 31.75%   |
| 1993       | 342,613   | -8.07%   | 48,678    | 1.93%    |
| 1994       | 347,998   | 1.57%    | 48,545    | -0.27%   |
| 1995       | 332,712   | -4.39%   | 45,373    | -6.53%   |
| 1996       | 318,864   | -4.16%   | 46,053    | 1.50%    |
| 1997       | 300,653   | -5.71%   | 49,450    | 7.38%    |
| 1998       | 303,076   | 0.81%    | 48,337    | -2.25%   |
| 1999       | 323,540   | 6.75%    | 48,505    | 0.35%    |
| 2000       | 301,176   | -6.91%   | 50,284    | 3.67%    |
| 2001       | 270,443   | -10.20%  | 48,448    | -3.65%   |
| 2002       | 263,040   | -2.74%   | 51,369    | 6.03%    |
| 2003       | 245,818   | -6.55%   | 52,147    | 1.51%    |
| 2004       | 240,666   | -2.10%   | 49,959    | -4.20%   |
| 2005       | 233,667   | -2.91%   | 48,569    | -2.78%   |
| 2006       | 237,965   | 1.84%    | 69,255    | 42.59%   |
| 2007       | 249,310   | 4.77%    | 72,299    | 4.40%    |
| 2008       | 268,335   | 7.63%    | 72,077    | -0.31%   |

| VEHICLES |           |          |           |          |
|----------|-----------|----------|-----------|----------|
| Year     | Southeast | % Change | Southwest | % Change |
| 1979     | 58,196    | 8.42%    | 13,858    | 4.85%    |
| 1980     | 63,167    | 8.54%    | 14,021    | 1.18%    |
| 1981     | 65,641    | 3.92%    | 15,058    | 7.40%    |
| 1982     | 73,234    | 11.57%   | 15,606    | 3.64%    |
| 1983     | 75,445    | 3.02%    | 15,911    | 1.95%    |
| 1984     | 79,966    | 5.99%    | 15,544    | -2.31%   |
| 1985     | 79,757    | -0.26%   | 16,509    | 6.21%    |
| 1986     | 75,996    | -4.72%   | 16,029    | -2.91%   |
| 1987     | 83,451    | 9.81%    | 16,524    | 3.09%    |
| 1988     | 90,672    | 8.65%    | 16,642    | 0.71%    |
| 1989     | 89,793    | -0.97%   | 15,743    | -5.40%   |
| 1990     | 94,730    | 5.50%    | 16,310    | 3.60%    |
| 1991     | 95,173    | 0.47%    | 12,860    | -21.15%  |
| 1992     | 97,239    | 2.17%    | 15,656    | 21.74%   |
| 1993     | 92,598    | -4.77%   | 15,696    | 0.26%    |
| 1994     | 90,758    | -1.99%   | 15,245    | -2.87%   |
| 1995     | 88,942    | -2.00%   | 15,031    | -1.40%   |
| 1996     | 87,863    | -1.21%   | 14,809    | -1.48%   |
| 1997     | 82,451    | -6.16%   | 15,878    | 7.22%    |
| 1998     | 84,328    | 2.28%    | 16,490    | 3.85%    |
| 1999     | 88,068    | 4.44%    | 16,954    | 2.81%    |
| 2000     | 82,614    | -6.19%   | 17,521    | 3.34%    |
| 2001     | 76,384    | -7.54%   | 17,562    | 0.23%    |
| 2002     | 74,409    | -2.59%   | 17,994    | 2.46%    |
| 2003     | 72,386    | -2.72%   | 18,586    | 3.29%    |
| 2004     | 69,993    | -3.31%   | 18,620    | 0.18%    |
| 2005     | 67,938    | -2.94%   | 18,580    | -0.21%   |
| 2006     | 71,609    | 5.40%    | 25,461    | 37.03%   |
| 2007     | 77,000    | 7.53%    | 27,913    | 9.63%    |
| 2008     | 82,040    | 6.55%    | 27,799    | -0.41%   |

## Embarking Passenger Traffic

| SOUTHEAST           | 1999           | 2000           | 2001           | 2002           | 2003           | 2004           | 2005           | 2006           | 2007           | 2008           |
|---------------------|----------------|----------------|----------------|----------------|----------------|----------------|----------------|----------------|----------------|----------------|
| Angoon              | 4,012          | 3,754          | 3,328          | 3,988          | 3,564          | 3,296          | 3,077          | 3,410          | 3,297          | 4,160          |
| Bartlett Cove       | -              | -              | -              | -              | -              | -              | 640            | 461            | -              | -              |
| Bellingham          | 14,924         | 14,385         | 16,638         | 17,109         | 16,894         | 17,307         | 15,538         | 15,294         | 14,328         | 12,734         |
| Haines              | 41,329         | 40,160         | 34,762         | 38,113         | 35,557         | 34,043         | 32,598         | 31,249         | 33,033         | 34,946         |
| Hollis              | 21,656         | 20,089         | 19,056         | 1,045          | -              | -              | 49             | 83             | -              | -              |
| Hoonah              | 6,331          | 5,702          | 5,399          | 5,631          | 4,946          | 4,593          | 4,298          | 4,891          | 5,914          | 6,556          |
| Hyder               | 473            | -              | -              | -              | -              | -              | -              | -              | -              | -              |
| Juneau              | 79,567         | 73,747         | 62,213         | 70,514         | 66,123         | 67,095         | 65,581         | 65,269         | 72,876         | 81,642         |
| Kake                | 1,869          | 2,055          | 2,016          | 2,383          | 2,233          | 2,039          | 1,644          | 1,708          | 2,458          | 2,510          |
| Ketchikan           | 54,421         | 49,410         | 45,059         | 34,992         | 31,147         | 29,006         | 31,405         | 36,736         | 35,604         | 36,965         |
| Metlakatla          | 6,530          | 5,774          | 4,649          | 8,073          | 6,989          | 6,905          | 7,195          | 13,278         | 15,249         | 15,655         |
| Pelican             | 730            | 590            | 712            | 709            | 623            | 361            | 1,411          | 607            | 976            | 1,019          |
| Petersburg          | 12,109         | 11,020         | 10,839         | 10,800         | 11,019         | 10,768         | 10,475         | 9,965          | 8,754          | 9,895          |
| Prince Rupert       | 20,321         | 19,400         | 16,732         | 16,467         | 15,464         | 14,191         | 12,541         | 11,551         | 10,269         | 10,924         |
| Sitka               | 15,161         | 12,808         | 13,311         | 13,285         | 12,946         | 14,350         | 13,685         | 12,853         | 14,401         | 17,489         |
| Skagway             | 34,725         | 33,656         | 27,531         | 30,762         | 28,897         | 27,800         | 25,125         | 21,826         | 23,450         | 24,413         |
| Tenakee             | 1,160          | 1,112          | 998            | 1,185          | 1,113          | 1,076          | 909            | 1,209          | 1,542          | 1,653          |
| Wrangell            | 8,222          | 7,514          | 7,200          | 7,984          | 8,205          | 7,736          | 7,394          | 7,446          | 6,929          | 7,676          |
| Yakutat             | 68             | 68             | 64             | 65             | 98             | 100            | 102            | 129            | 230            | 98             |
| <b>TOTAL</b>        | <b>323,608</b> | <b>301,244</b> | <b>270,507</b> | <b>263,105</b> | <b>245,818</b> | <b>240,666</b> | <b>233,667</b> | <b>237,965</b> | <b>249,310</b> | <b>268,335</b> |
| SOUTHWEST           | 1999           | 2000           | 2001           | 2002           | 2003           | 2004           | 2005           | 2006           | 2007           | 2008           |
| Akutan              | 34             | 106            | 22             | 75             | 36             | 315            | 210            | 325            | 349            | 217            |
| Chenega Bay         | 62             | 74             | 45             | 52             | 88             | 45             | 104            | 69             | 81             | 104            |
| Chignik             | 180            | 339            | 246            | 209            | 205            | 170            | 126            | 303            | 265            | 186            |
| Cold Bay            | 37             | 66             | 47             | 107            | 58             | 76             | 90             | 150            | 150            | 83             |
| Cordova             | 5,088          | 5,075          | 5,438          | 5,769          | 6,293          | 5,132          | 8,136          | 11,532         | 12,722         | 12,585         |
| Dutch Harbor        | 346            | 440            | 534            | 446            | 423            | 742            | 720            | 642            | 645            | 339            |
| False Pass          | 11             | 39             | 10             | 35             | 35             | 21             | 3              | 44             | 76             | 23             |
| Homer               | 7,847          | 8,111          | 7,734          | 8,871          | 8,729          | 7,463          | 7,463          | 11,029         | 11,093         | 12,517         |
| King Cove           | 187            | 204            | 223            | 288            | 308            | 363            | 270            | 537            | 341            | 291            |
| Kodiak              | 6,684          | 7,197          | 6,819          | 8,143          | 7,862          | 6,847          | 6,528          | 8,754          | 9,124          | 9,368          |
| Port Lions          | 427            | 417            | 420            | 433            | 326            | 423            | 418            | 1,020          | 1,471          | 1,405          |
| Sand Point          | 209            | 345            | 233            | 249            | 286            | 294            | 186            | 405            | 374            | 230            |
| Seldovia            | 2,216          | 2,454          | 2,264          | 2,243          | 2,136          | 1,887          | 1,685          | 2,710          | 2,872          | 3,307          |
| Seward              | 4,044          | 3,746          | 3,641          | 3,625          | 3,844          | 4,618          | 2,035          | -              | -              | -              |
| Tatitlek            | 94             | 121            | 90             | 120            | 141            | 61             | 46             | 112            | 112            | 76             |
| Valdez              | 12,874         | 13,197         | 12,727         | 12,395         | 13,236         | 13,262         | 10,837         | 13,434         | 13,745         | 13,326         |
| Whittier            | 8,097          | 8,285          | 7,891          | 8,244          | 8,141          | 8,240          | 9,712          | 18,189         | 18,879         | 18,020         |
| <b>TOTAL</b>        | <b>48,437</b>  | <b>50,216</b>  | <b>48,384</b>  | <b>51,304</b>  | <b>52,147</b>  | <b>49,959</b>  | <b>48,569</b>  | <b>69,255</b>  | <b>72,299</b>  | <b>72,077</b>  |
| <b>SYSTEM TOTAL</b> | <b>372,045</b> | <b>351,460</b> | <b>318,891</b> | <b>314,409</b> | <b>297,965</b> | <b>290,625</b> | <b>282,236</b> | <b>307,220</b> | <b>321,609</b> | <b>340,412</b> |

## Embarking Passenger Traffic Percentage Change

| SOUTHEAST           | 1999        | 2000         | 2001          | 2002         | 2003         | 2004         | 2005         | 2006         | 2007        | 2008         |
|---------------------|-------------|--------------|---------------|--------------|--------------|--------------|--------------|--------------|-------------|--------------|
| Angoon              | 14.7%       | -6.4%        | -11.3%        | 19.8%        | -10.6%       | -7.5%        | -6.6%        | 10.8%        | -3.3%       | 26.2%        |
| Bartlett Cove       | -           | -            | -             | -            | -            | -            | -            | -28.0%       | -           | -            |
| Bellingham          | -14.3%      | -3.6%        | 15.7%         | 2.8%         | -1.3%        | 2.4%         | -10.2%       | -1.6%        | -6.3%       | -11.1%       |
| Haines              | 2.6%        | -2.8%        | -13.4%        | 9.6%         | -6.7%        | -4.3%        | -4.2%        | -4.1%        | 5.7%        | 5.8%         |
| Hollis              | 4.1%        | -7.2%        | -5.1%         | -94.5%       | -            | -            | -            | 69.4%        | -           | -            |
| Hoonah              | 15.9%       | -9.9%        | -5.3%         | 4.3%         | -12.2%       | -7.1%        | -6.4%        | 13.8%        | 20.9%       | 10.8%        |
| Hyder               | 4.0%        | -            | -             | -            | -            | -            | -            | -            | -           | -            |
| Juneau              | 11.8%       | -7.3%        | -15.6%        | 13.3%        | -6.2%        | 1.5%         | -2.3%        | -0.5%        | 11.7%       | 12.0%        |
| Kake                | 27.7%       | 10.0%        | -1.9%         | 18.2%        | -6.3%        | -8.7%        | -19.4%       | 3.9%         | 43.9%       | 2.1%         |
| Ketchikan           | 10.2%       | -9.2%        | -8.8%         | -22.3%       | -11.0%       | -6.9%        | 8.3%         | 17.0%        | -3.1%       | 3.8%         |
| Metlakatla          | 11.7%       | -11.6%       | -19.5%        | 73.7%        | -13.4%       | -1.2%        | 4.2%         | 84.5%        | 14.8%       | 2.7%         |
| Pelican             | 6.0%        | -19.2%       | 20.7%         | -0.4%        | -12.1%       | -42.1%       | 290.9%       | -57.0%       | 60.8%       | 4.4%         |
| Petersburg          | 11.5%       | -9.0%        | -1.6%         | -0.4%        | 2.0%         | -2.3%        | -2.7%        | -4.9%        | -12.2%      | 13.0%        |
| Prince Rupert       | 16.2%       | -4.5%        | -13.8%        | -1.6%        | -6.1%        | -8.2%        | -11.6%       | -7.9%        | -11.1%      | 6.4%         |
| Sitka               | -5.0%       | -15.5%       | 3.9%          | -0.2%        | -2.6%        | 10.8%        | -4.6%        | -6.1%        | 12.0%       | 21.4%        |
| Skagway             | 2.7%        | -3.1%        | -18.2%        | 11.7%        | -6.1%        | -3.8%        | -9.6%        | -13.1%       | 7.4%        | 4.1%         |
| Tenakee             | 1.5%        | -4.1%        | -10.3%        | 18.7%        | -6.1%        | -3.3%        | -15.5%       | 33.0%        | 27.5%       | 7.2%         |
| Wrangell            | 11.7%       | -8.6%        | -4.2%         | 10.9%        | 2.8%         | -5.7%        | -4.4%        | 0.7%         | -6.9%       | 10.8%        |
| Yakutat             | 195.7%      | 0.0%         | -5.9%         | 1.6%         | 50.8%        | 2.0%         | 2.0%         | 26.5%        | 78.3%       | -57.4%       |
| <b>TOTAL</b>        | <b>6.8%</b> | <b>-6.9%</b> | <b>-10.2%</b> | <b>-2.7%</b> | <b>-6.6%</b> | <b>-2.1%</b> | <b>-2.9%</b> | <b>1.8%</b>  | <b>4.8%</b> | <b>7.6%</b>  |
| SOUTHWEST           | 1999        | 2000         | 2001          | 2002         | 2003         | 2004         | 2005         | 2006         | 2007        | 2008         |
| Akutan              | 25.9%       | 211.8%       | -79.2%        | 240.9%       | -52.0%       | 775.0%       | -33.3%       | 54.8%        | 7.4%        | -37.8%       |
| Chenega Bay         | 44.2%       | 19.4%        | -39.2%        | 15.6%        | 69.2%        | -48.9%       | 131.1%       | -33.7%       | 17.4%       | 28.4%        |
| Chignik             | -25.9%      | 88.3%        | -27.4%        | -15.0%       | -1.9%        | -17.1%       | -25.9%       | 140.5%       | -12.5%      | -29.8%       |
| Cold Bay            | -24.5%      | 78.4%        | -28.8%        | 127.7%       | -45.8%       | 31.0%        | 18.4%        | 66.7%        | 0.0%        | -44.7%       |
| Cordova             | 0.2%        | -0.3%        | 7.2%          | 6.1%         | 9.1%         | -18.4%       | 58.5%        | 41.7%        | 10.3%       | -1.1%        |
| Dutch Harbor        | -6.2%       | 27.2%        | 21.4%         | -16.5%       | -5.2%        | 75.4%        | -3.0%        | -10.8%       | 0.5%        | -47.4%       |
| False Pass          | -57.7%      | 254.5%       | -74.4%        | 250.0%       | 0.0%         | -40.0%       | -85.7%       | 1366.7%      | 72.7%       | -69.7%       |
| Homer               | 6.7%        | 3.4%         | -4.6%         | 14.7%        | -1.6%        | -14.5%       | 0.0%         | 47.8%        | 0.2%        | 13.3%        |
| King Cove           | -18.7%      | 9.1%         | 9.3%          | 29.1%        | 6.9%         | 17.9%        | -25.6%       | 98.9%        | -36.5%      | -14.7%       |
| Kodiak              | 5.2%        | 7.7%         | -5.3%         | 19.4%        | -3.5%        | -12.9%       | -4.7%        | 34.1%        | 4.2%        | 2.7%         |
| Port Lions          | -13.7%      | -2.3%        | 0.7%          | 3.1%         | -24.7%       | 29.8%        | -1.2%        | 144.0%       | 44.2%       | -4.5%        |
| Sand Point          | -4.6%       | 65.1%        | -32.5%        | 6.9%         | 14.9%        | 2.8%         | -36.7%       | 117.7%       | -7.7%       | -38.5%       |
| Seldovia            | 12.7%       | 10.7%        | -7.7%         | -0.9%        | -4.8%        | -11.7%       | -10.7%       | 60.8%        | 6.0%        | 15.1%        |
| Seward              | 17.7%       | -7.4%        | -2.8%         | -0.4%        | 6.0%         | 20.1%        | -55.9%       | -            | -           | -            |
| Tatitlek            | -11.3%      | 28.7%        | -25.6%        | 33.3%        | 17.5%        | -56.7%       | -24.6%       | 143.5%       | 0.0%        | -32.1%       |
| Valdez              | -5.7%       | 2.5%         | -3.6%         | -2.6%        | 6.8%         | 0.2%         | -18.3%       | 24.0%        | 2.3%        | -3.0%        |
| Whittier            | -6.6%       | 2.3%         | -4.8%         | 4.5%         | -1.2%        | 1.2%         | 17.9%        | 87.3%        | 3.8%        | -4.6%        |
| <b>TOTAL</b>        | <b>0.3%</b> | <b>3.7%</b>  | <b>-3.6%</b>  | <b>6.0%</b>  | <b>1.6%</b>  | <b>-4.2%</b> | <b>-2.8%</b> | <b>42.6%</b> | <b>4.4%</b> | <b>-0.3%</b> |
| <b>SYSTEM TOTAL</b> | <b>5.9%</b> | <b>-5.5%</b> | <b>-9.3%</b>  | <b>-1.4%</b> | <b>-5.2%</b> | <b>-2.5%</b> | <b>-2.9%</b> | <b>8.9%</b>  | <b>4.7%</b> | <b>5.8%</b>  |

## Embarking Vehicle Traffic

| SOUTHEAST           | 1999           | 2000           | 2001          | 2002          | 2003          | 2004          | 2005          | 2006          | 2007           | 2008           |
|---------------------|----------------|----------------|---------------|---------------|---------------|---------------|---------------|---------------|----------------|----------------|
| Angoon              | 716            | 642            | 647           | 774           | 624           | 479           | 567           | 539           | 742            | 893            |
| Bellingham          | 4,570          | 4,409          | 5,202         | 5,559         | 5,899         | 6,349         | 5,867         | 5,721         | 6,054          | 5,066          |
| Haines              | 14,441         | 13,779         | 12,696        | 13,630        | 13,173        | 12,252        | 11,468        | 11,448        | 11,868         | 12,778         |
| Hollis              | 5,729          | 5,221          | 4,902         | 276           | -             | -             | 13            | 21            | -              | -              |
| Hoonah              | 1,630          | 1,600          | 1,383         | 1,530         | 1,506         | 1,526         | 1,409         | 1,399         | 1,812          | 2,130          |
| Hyder               | 167            | -              | -             | -             | -             | -             | -             | -             | -              | -              |
| Juneau              | 19,881         | 19,054         | 16,809        | 18,762        | 18,562        | 18,457        | 17,486        | 18,361        | 20,905         | 23,179         |
| Kake                | 383            | 485            | 444           | 446           | 435           | 381           | 329           | 368           | 475            | 546            |
| Ketchikan           | 15,009         | 13,326         | 12,621        | 9,593         | 8,969         | 8,486         | 9,741         | 11,291        | 11,654         | 11,687         |
| Metlakatla          | 1,762          | 1,547          | 1,345         | 2,224         | 2,050         | 2,048         | 2,532         | 4,539         | 5,406          | 5,408          |
| Pelican             | 67             | 53             | 49            | 50            | 61            | 47            | 59            | 64            | 74             | 88             |
| Petersburg          | 2,677          | 2,532          | 2,421         | 2,528         | 2,547         | 2,458         | 2,533         | 2,623         | 2,183          | 2,475          |
| Prince Rupert       | 6,311          | 6,121          | 5,517         | 5,478         | 5,276         | 4,708         | 4,256         | 4,105         | 3,515          | 3,983          |
| Sitka               | 3,868          | 3,329          | 3,449         | 3,626         | 3,575         | 3,782         | 3,399         | 3,537         | 3,973          | 4,789          |
| Skagway             | 9,120          | 8,883          | 7,107         | 8,076         | 7,871         | 7,162         | 6,452         | 5,672         | 6,273          | 7,067          |
| Tenakee             | 28             | 35             | 26            | 32            | 21            | 20            | 12            | 11            | 45             | 38             |
| Wrangell            | 1,709          | 1,598          | 1,766         | 1,825         | 1,758         | 1,765         | 1,717         | 1,843         | 1,894          | 1,822          |
| Yakutat             | 33             | 37             | 29            | 51            | 59            | 73            | 98            | 67            | 127            | 91             |
| <b>TOTAL</b>        | <b>88,101</b>  | <b>82,651</b>  | <b>76,413</b> | <b>74,460</b> | <b>72,386</b> | <b>69,993</b> | <b>67,938</b> | <b>71,609</b> | <b>77,000</b>  | <b>82,040</b>  |
| SOUTHWEST           | 1999           | 2000           | 2001          | 2002          | 2003          | 2004          | 2005          | 2006          | 2007           | 2008           |
| Chenega Bay         | 12             | 22             | 21            | 15            | 5             | 10            | 49            | 20            | 29             | 60             |
| Chignik             | 28             | 44             | 49            | 39            | 27            | 16            | 13            | 34            | 38             | 26             |
| Cold Bay            | 49             | 39             | 27            | 48            | 57            | 55            | 46            | 89            | 78             | 57             |
| Cordova             | 1,744          | 1,825          | 1,904         | 1,935         | 2,107         | 1,847         | 2,877         | 4,151         | 4,805          | 5,009          |
| Dutch Harbor        | 64             | 62             | 79            | 43            | 52            | 105           | 149           | 94            | 62             | 43             |
| False Pass          | 3              | 11             | 3             | 8             | 5             | 7             | 9             | 15            | 20             | 10             |
| Homer               | 3,158          | 3,082          | 3,130         | 3,366         | 3,499         | 3,271         | 3,260         | 4,316         | 4,792          | 5,131          |
| King Cove           | 55             | 38             | 30            | 59            | 71            | 81            | 61            | 138           | 123            | 83             |
| Kodiak              | 2,673          | 2,772          | 2,700         | 3,035         | 2,964         | 2,827         | 2,662         | 3,295         | 3,713          | 3,560          |
| Port Lions          | 164            | 182            | 207           | 155           | 141           | 173           | 187           | 419           | 566            | 598            |
| Sand Point          | 59             | 56             | 55            | 65            | 68            | 60            | 55            | 126           | 74             | 64             |
| Seldovia            | 905            | 992            | 962           | 978           | 1,047         | 969           | 922           | 1,138         | 1,346          | 1,436          |
| Seward              | 1,831          | 1,706          | 1,797         | 1,711         | 1,825         | 2,310         | 1,239         | -             | -              | -              |
| Tatitlek            | 14             | 24             | 25            | 26            | 23            | 22            | 19            | 24            | 29             | 20             |
| Valdez              | 3,874          | 4,058          | 3,974         | 3,840         | 3,913         | 4,098         | 3,292         | 4,223         | 4,042          | 4,208          |
| Whittier            | 2,288          | 2,571          | 2,570         | 2,620         | 2,782         | 2,769         | 3,740         | 7,379         | 8,196          | 7,494          |
| <b>TOTAL</b>        | <b>16,921</b>  | <b>17,484</b>  | <b>17,533</b> | <b>17,943</b> | <b>18,586</b> | <b>18,620</b> | <b>18,580</b> | <b>25,461</b> | <b>27,913</b>  | <b>27,799</b>  |
| <b>SYSTEM TOTAL</b> | <b>105,022</b> | <b>100,135</b> | <b>93,946</b> | <b>92,403</b> | <b>90,972</b> | <b>88,613</b> | <b>86,518</b> | <b>97,070</b> | <b>104,913</b> | <b>109,839</b> |

## Embarking Vehicle Traffic Percentage Change

| SOUTHEAST           | 1999        | 2000         | 2001         | 2002         | 2003         | 2004         | 2005         | 2006         | 2007        | 2008         |
|---------------------|-------------|--------------|--------------|--------------|--------------|--------------|--------------|--------------|-------------|--------------|
| Angoon              | 11.2%       | -10.3%       | 0.8%         | 19.6%        | -19.4%       | -23.2%       | 18.4%        | -4.9%        | 37.7%       | 20.4%        |
| Bellingham          | -13.0%      | -3.5%        | 18.0%        | 6.9%         | 6.1%         | 7.6%         | -7.6%        | -2.5%        | 5.8%        | -16.3%       |
| Haines              | 0.8%        | -4.6%        | -7.9%        | 7.4%         | -3.4%        | -7.0%        | -6.4%        | -0.2%        | 3.7%        | 7.7%         |
| Hollis              | -0.5%       | -8.9%        | -6.1%        | -94.4%       | -            | -            | -            | 61.5%        | -           | -            |
| Hoonah              | 17.9%       | -1.8%        | -13.6%       | 10.6%        | -1.6%        | 1.3%         | -7.7%        | -0.7%        | 29.5%       | 17.5%        |
| Hyder               | 2.5%        | -            | -            | -            | -            | -            | -            | -            | -           | -            |
| Juneau              | 9.7%        | -4.2%        | -11.8%       | 11.6%        | -1.1%        | -0.6%        | -5.3%        | 5.0%         | 13.9%       | 10.9%        |
| Kake                | -16.4%      | 26.6%        | -8.5%        | 0.5%         | -2.5%        | -12.4%       | -13.6%       | 11.9%        | 29.1%       | 14.9%        |
| Ketchikan           | 7.0%        | -11.2%       | -5.3%        | -24.0%       | -6.5%        | -5.4%        | 14.8%        | 15.9%        | 3.2%        | 0.3%         |
| Metlakatla          | -3.5%       | -12.2%       | -13.1%       | 65.4%        | -7.8%        | -0.1%        | 23.6%        | 79.3%        | 19.1%       | 0.0%         |
| Pelican             | 31.4%       | -20.9%       | -7.5%        | 2.0%         | 22.0%        | -23.0%       | 25.5%        | 8.5%         | 15.6%       | 18.9%        |
| Petersburg          | 5.6%        | -5.4%        | -4.4%        | 4.4%         | 0.8%         | -3.5%        | 3.1%         | 3.6%         | -16.8%      | 13.4%        |
| Prince Rupert       | 17.2%       | -3.0%        | -9.9%        | -0.7%        | -3.7%        | -10.8%       | -9.6%        | -3.5%        | -14.4%      | 13.3%        |
| Sitka               | 0.2%        | -13.9%       | 3.6%         | 5.1%         | -1.4%        | 5.8%         | -10.1%       | 4.1%         | 12.3%       | 20.5%        |
| Skagway             | 3.5%        | -2.6%        | -20.0%       | 13.6%        | -2.5%        | -9.0%        | -9.9%        | -12.1%       | 10.6%       | 12.7%        |
| Tenakee             | -28.2%      | 25.0%        | -25.7%       | 23.1%        | -34.4%       | -4.8%        | -40.0%       | -8.3%        | 309.1%      | -15.6%       |
| Wrangell            | 1.5%        | -6.5%        | 10.5%        | 3.3%         | -3.7%        | 0.4%         | -2.7%        | 7.3%         | 2.8%        | -3.8%        |
| Yakutat             | 1000.0%     | 12.1%        | -21.6%       | 75.9%        | 15.7%        | 23.7%        | 34.2%        | -31.6%       | 89.6%       | -28.3%       |
| <b>TOTAL</b>        | <b>4.5%</b> | <b>-6.2%</b> | <b>-7.5%</b> | <b>-2.6%</b> | <b>-2.8%</b> | <b>-3.3%</b> | <b>-2.9%</b> | <b>5.4%</b>  | <b>7.5%</b> | <b>6.5%</b>  |
| SOUTHWEST           | 1999        | 2000         | 2001         | 2002         | 2003         | 2004         | 2005         | 2006         | 2007        | 2008         |
| Chenega Bay         | 9.1%        | 83.3%        | -4.5%        | -28.6%       | -66.7%       | 100.0%       | 390.0%       | -59.2%       | 45.0%       | 106.9%       |
| Chignik             | 3.7%        | 57.1%        | 11.4%        | -20.4%       | -30.8%       | -40.7%       | -18.8%       | 161.5%       | 11.8%       | -31.6%       |
| Cold Bay            | -9.3%       | -20.4%       | -30.8%       | 77.8%        | 18.8%        | -3.5%        | -16.4%       | 93.5%        | -12.4%      | -26.9%       |
| Cordova             | -1.9%       | 4.6%         | 4.3%         | 1.6%         | 8.9%         | -12.3%       | 55.8%        | 44.3%        | 15.8%       | 4.2%         |
| Dutch Harbor        | -21.0%      | -3.1%        | 27.4%        | -45.6%       | 20.9%        | 101.9%       | 41.9%        | -36.9%       | -34.0%      | -30.6%       |
| False Pass          | -50.0%      | 266.7%       | -72.7%       | 166.7%       | -37.5%       | 40.0%        | 28.6%        | 66.7%        | 33.3%       | -50.0%       |
| Homer               | 9.4%        | -2.4%        | 1.6%         | 7.5%         | 4.0%         | -6.5%        | -0.3%        | 32.4%        | 11.0%       | 7.4%         |
| King Cove           | 1.9%        | -30.9%       | -21.1%       | 96.7%        | 20.3%        | 14.1%        | -24.7%       | 126.2%       | -10.9%      | -32.5%       |
| Kodiak              | 7.8%        | 3.7%         | -2.6%        | 12.4%        | -2.3%        | -4.6%        | -5.8%        | 23.8%        | 12.7%       | -4.1%        |
| Port Lions          | -7.9%       | 11.0%        | 13.7%        | -25.1%       | -9.0%        | 22.7%        | 8.1%         | 124.1%       | 35.1%       | 5.7%         |
| Sandpoint           | 5.4%        | -5.1%        | -1.8%        | 18.2%        | 4.6%         | -11.8%       | -8.3%        | 129.1%       | -41.3%      | -13.5%       |
| Seldovia            | 13.3%       | 9.6%         | -3.0%        | 1.7%         | 7.1%         | -7.4%        | -4.9%        | 23.4%        | 18.3%       | 6.7%         |
| Seward              | 21.8%       | -6.8%        | 5.3%         | -4.8%        | 6.7%         | 26.6%        | -46.4%       | -            | -           | -            |
| Tatitlek            | -22.2%      | 71.4%        | 4.2%         | 4.0%         | -11.5%       | -4.3%        | -13.6%       | 26.3%        | 20.8%       | -31.0%       |
| Valdez              | -3.9%       | 4.7%         | -2.1%        | -3.4%        | 1.9%         | 4.7%         | -19.7%       | 28.3%        | -4.3%       | 4.1%         |
| Whittier            | -9.5%       | 12.4%        | 0.0%         | 1.9%         | 6.2%         | -0.5%        | 35.1%        | 97.3%        | 11.1%       | -8.6%        |
| <b>TOTAL</b>        | <b>2.6%</b> | <b>3.3%</b>  | <b>0.3%</b>  | <b>2.3%</b>  | <b>3.6%</b>  | <b>0.2%</b>  | <b>-0.2%</b> | <b>37.0%</b> | <b>9.6%</b> | <b>-0.4%</b> |
| <b>SYSTEM TOTAL</b> | <b>4.2%</b> | <b>-4.7%</b> | <b>-6.2%</b> | <b>-1.6%</b> | <b>-1.5%</b> | <b>-2.6%</b> | <b>-2.4%</b> | <b>12.2%</b> | <b>8.1%</b> | <b>4.7%</b>  |



## Disembarking Passenger Traffic

| SOUTHEAST           | 1999           | 2000           | 2001           | 2002           | 2003           | 2004           | 2005           | 2006           | 2007           | 2008           |
|---------------------|----------------|----------------|----------------|----------------|----------------|----------------|----------------|----------------|----------------|----------------|
| Angoon              | 4,419          | 4,273          | 3,962          | 4,398          | 3,949          | 3,554          | 3,720          | 3,775          | 3,664          | 4,584          |
| Bartlett Cove       | -              | -              | -              | -              | -              | -              | 668            | 446            | -              | -              |
| Bellingham          | 12,824         | 11,859         | 14,618         | 14,353         | 13,888         | 14,402         | 12,964         | 13,790         | 12,935         | 10,931         |
| Glacier Bay         | -              | -              | -              | -              | -              | -              | -              | 473            | -              | -              |
| Haines              | 40,054         | 38,779         | 33,333         | 36,923         | 35,237         | 34,055         | 32,223         | 29,759         | 31,502         | 34,214         |
| Hollis              | 21,860         | 19,717         | 18,368         | 1,050          | -              | -              | 99             | 155            | -              | -              |
| Hoonah              | 6,677          | 6,132          | 5,700          | 5,807          | 5,529          | 5,031          | 4,680          | 5,204          | 5,937          | 7,055          |
| Hotel               | -              | -              | -              | -              | -              | -              | 171            | -              | -              | -              |
| Hyder               | 568            | -              | -              | -              | -              | -              | -              | -              | -              | -              |
| Juneau              | 80,660         | 75,463         | 64,334         | 72,782         | 67,640         | 68,009         | 66,618         | 66,038         | 74,540         | 82,957         |
| Kake                | 1,980          | 1,932          | 2,096          | 2,234          | 2,105          | 1,968          | 1,748          | 1,726          | 2,601          | 2,814          |
| Ketchikan           | 52,473         | 47,813         | 43,099         | 32,664         | 29,628         | 27,976         | 27,173         | 33,336         | 33,973         | 35,506         |
| Metlakatla          | 7,667          | 7,006          | 5,601          | 9,377          | 7,504          | 7,557          | 11,101         | 14,782         | 16,484         | 16,419         |
| Pelican             | 756            | 573            | 672            | 702            | 694            | 344            | 1,353          | 603            | 985            | 959            |
| Petersburg          | 12,401         | 11,020         | 10,708         | 11,117         | 11,246         | 10,903         | 10,722         | 10,065         | 8,606          | 9,887          |
| Prince Rupert       | 19,579         | 19,285         | 16,309         | 15,783         | 14,720         | 13,746         | 12,161         | 11,171         | 10,843         | 10,976         |
| Revill. Is.         | -              | -              | -              | -              | -              | -              | -              | 708            | -              | -              |
| Sitka               | 15,843         | 13,593         | 13,989         | 13,975         | 13,459         | 14,956         | 13,292         | 13,357         | 14,883         | 18,047         |
| Skagway             | 36,205         | 34,850         | 29,080         | 32,598         | 30,359         | 28,824         | 25,745         | 23,164         | 23,212         | 24,297         |
| Tenakee             | 1,377          | 1,251          | 1,276          | 1,367          | 1,255          | 1,170          | 1,239          | 1,248          | 1,574          | 1,694          |
| Wrangell            | 8,218          | 7,475          | 7,215          | 7,755          | 7,981          | 7,562          | 7,209          | 7,676          | 7,174          | 7,673          |
| Yakutat             | 52             | 66             | 104            | 73             | 140            | 148            | 158            | 184            | 276            | 162            |
| <b>TOTAL</b>        | <b>323,613</b> | <b>301,087</b> | <b>270,464</b> | <b>262,958</b> | <b>245,334</b> | <b>240,205</b> | <b>233,044</b> | <b>237,660</b> | <b>249,189</b> | <b>268,175</b> |
| SOUTHWEST           | 1999           | 2000           | 2001           | 2002           | 2003           | 2004           | 2005           | 2006           | 2007           | 2008           |
| Akutan              | 52             | 113            | 33             | 89             | 92             | 207            | 208            | 205            | 310            | 192            |
| Chenega Bay         | 50             | 91             | 67             | 74             | 47             | 66             | 119            | 133            | 114            | 111            |
| Chignik             | 206            | 274            | 190            | 151            | 213            | 129            | 159            | 252            | 244            | 151            |
| Cold Bay            | 54             | 97             | 58             | 123            | 137            | 129            | 118            | 242            | 169            | 106            |
| Cordova             | 5,019          | 5,418          | 5,872          | 5,871          | 6,456          | 5,206          | 7,974          | 11,650         | 12,608         | 12,801         |
| Dutch Harbor        | 396            | 526            | 368            | 509            | 421            | 762            | 585            | 819            | 841            | 466            |
| False Pass          | 27             | 29             | 21             | 30             | 45             | 27             | 37             | 55             | 62             | 23             |
| Homer               | 7,193          | 7,698          | 7,405          | 8,497          | 8,096          | 7,072          | 6,793          | 10,243         | 10,373         | 11,583         |
| Hotel               | -              | -              | -              | -              | -              | -              | 41             | 77             | -              | -              |
| King Cove           | 170            | 220            | 206            | 248            | 267            | 330            | 235            | 419            | 410            | 274            |
| Kodiak              | 7,127          | 7,293          | 6,975          | 8,316          | 8,135          | 7,410          | 6,978          | 9,066          | 9,520          | 10,145         |
| Port Lions          | 562            | 503            | 571            | 415            | 399            | 460            | 520            | 1,178          | 1,525          | 1,430          |
| Sand Point          | 180            | 246            | 241            | 213            | 298            | 288            | 247            | 398            | 288            | 233            |
| Seldovia            | 2,396          | 2,619          | 2,471          | 2,359          | 2,219          | 1,986          | 1,846          | 2,862          | 3,028          | 3,398          |
| Seward              | 3,638          | 4,044          | 3,773          | 3,986          | 4,653          | 5,224          | 2,064          | -              | -              | -              |
| Tatitlek            | 105            | 94             | 103            | 142            | 103            | 47             | 49             | 81             | 89             | 102            |
| Valdez              | 12,639         | 12,047         | 11,135         | 11,119         | 11,322         | 11,372         | 9,011          | 10,360         | 10,603         | 10,083         |
| Whittier            | 8,618          | 9,061          | 8,938          | 9,309          | 9,728          | 9,705          | 12,208         | 21,520         | 22,236         | 21,139         |
| <b>TOTAL</b>        | <b>48,432</b>  | <b>50,373</b>  | <b>48,427</b>  | <b>51,451</b>  | <b>52,631</b>  | <b>50,420</b>  | <b>49,192</b>  | <b>69,560</b>  | <b>72,420</b>  | <b>72,237</b>  |
| <b>SYSTEM TOTAL</b> | <b>372,045</b> | <b>351,460</b> | <b>318,891</b> | <b>314,409</b> | <b>297,965</b> | <b>290,625</b> | <b>282,236</b> | <b>307,220</b> | <b>321,609</b> | <b>340,412</b> |

## Disembarking Passenger Traffic Percentage Change

| SOUTHEAST           | 1999         | 2000         | 2001          | 2002         | 2003         | 2004         | 2005         | 2006         | 2007        | 2008         |
|---------------------|--------------|--------------|---------------|--------------|--------------|--------------|--------------|--------------|-------------|--------------|
| Angoon              | 12.2%        | -3.3%        | -7.3%         | 11.0%        | -10.2%       | -10.0%       | 4.7%         | 1.5%         | -2.9%       | 25.1%        |
| Bartlett Cove       | -            | -            | -             | -            | -            | -            | -            | -33.2%       | -           | -            |
| Bellingham          | -14.8%       | -7.5%        | 23.3%         | -1.8%        | -3.2%        | 3.7%         | -10.0%       | 6.4%         | -6.2%       | -15.5%       |
| Haines              | 6.0%         | -3.2%        | -14.0%        | 10.8%        | -4.6%        | -3.4%        | -5.4%        | -7.6%        | 5.9%        | 8.6%         |
| Hollis              | 4.8%         | -9.8%        | -6.8%         | -94.3%       | -            | -            | -            | 56.6%        | -           | -            |
| Hoonah              | 11.9%        | -8.2%        | -7.0%         | 1.9%         | -4.8%        | -9.0%        | -7.0%        | 11.2%        | 14.1%       | 18.8%        |
| Hyder               | -0.5%        | -            | -             | -            | -            | -            | -            | -            | -           | -            |
| Juneau              | 13.0%        | -6.4%        | -14.7%        | 13.1%        | -7.1%        | 0.5%         | -2.0%        | -0.9%        | 12.7%       | 11.3%        |
| Kake                | 18.6%        | -2.4%        | 8.5%          | 6.6%         | -5.8%        | -6.5%        | -11.2%       | -1.3%        | 50.7%       | 8.2%         |
| Ketchikan           | 9.5%         | -8.9%        | -9.9%         | -24.2%       | -9.3%        | -5.6%        | -2.9%        | 22.7%        | 1.9%        | 4.5%         |
| Metlakatla          | 18.7%        | -8.6%        | -20.1%        | 67.4%        | -20.0%       | 0.7%         | 46.9%        | 33.2%        | 11.5%       | -0.4%        |
| Pelican             | -3.4%        | -24.2%       | 17.3%         | 4.5%         | -1.1%        | -50.4%       | 293.3%       | -55.4%       | 63.3%       | -2.6%        |
| Petersburg          | 12.0%        | -11.1%       | -2.8%         | 3.8%         | 1.2%         | -3.0%        | -1.7%        | -6.1%        | -14.5%      | 14.9%        |
| Prince Rupert       | 11.3%        | -1.5%        | -15.4%        | -3.2%        | -6.7%        | -6.6%        | -11.5%       | -8.1%        | -2.9%       | 1.2%         |
| Sitka               | -4.8%        | -14.2%       | 2.9%          | -0.1%        | -3.7%        | 11.1%        | -11.1%       | 0.5%         | 11.4%       | 21.3%        |
| Skagway             | -0.5%        | -3.7%        | -16.6%        | 12.1%        | -6.9%        | -5.1%        | -10.7%       | -10.0%       | 0.2%        | 4.7%         |
| Tenakee             | 9.5%         | -9.2%        | 2.0%          | 7.1%         | -8.2%        | -6.8%        | 5.9%         | 0.7%         | 26.1%       | 7.6%         |
| Wrangell            | 8.0%         | -9.0%        | -3.5%         | 7.5%         | 2.9%         | -5.2%        | -4.7%        | 6.5%         | -6.5%       | 7.0%         |
| Yakutat             | 73.3%        | 26.9%        | 57.6%         | -29.8%       | 91.8%        | 5.7%         | 6.8%         | 16.5%        | 50.0%       | -41.3%       |
| <b>TOTAL</b>        | <b>6.8%</b>  | <b>-7.0%</b> | <b>-10.2%</b> | <b>-2.8%</b> | <b>-6.7%</b> | <b>-2.1%</b> | <b>-3.0%</b> | <b>2.0%</b>  | <b>4.8%</b> | <b>7.6%</b>  |
| SOUTHWEST           | 1999         | 2000         | 2001          | 2002         | 2003         | 2004         | 2005         | 2006         | 2007        | 2008         |
| Akutan              | 300.0%       | 117.3%       | -70.8%        | 169.7%       | 3.4%         | 125.0%       | 0.5%         | -1.4%        | 51.2%       | -38.1%       |
| Chenega Bay         | -26.5%       | 82.0%        | -26.4%        | 10.4%        | -36.5%       | 40.4%        | 80.3%        | 11.8%        | -14.3%      | -2.6%        |
| Chignik             | 1.5%         | 33.0%        | -30.7%        | -20.5%       | 41.1%        | -39.4%       | 23.3%        | 58.5%        | -3.2%       | -38.1%       |
| Cold Bay            | -40.0%       | 79.6%        | -40.2%        | 112.1%       | 11.4%        | -5.8%        | -8.5%        | 105.1%       | -30.2%      | -37.3%       |
| Cordova             | -1.2%        | 7.9%         | 8.4%          | 0.0%         | 10.0%        | -19.4%       | 53.2%        | 46.1%        | 8.2%        | 1.5%         |
| Dutch Harbor        | -3.4%        | 32.8%        | -30.0%        | 38.3%        | -17.3%       | 81.0%        | -23.2%       | 40.0%        | 2.7%        | -44.6%       |
| False Pass          | -6.9%        | 7.4%         | -27.6%        | 42.9%        | 50.0%        | -40.0%       | 37.0%        | 48.6%        | 12.7%       | -62.9%       |
| Homer               | 4.5%         | 7.0%         | -3.8%         | 14.7%        | -4.7%        | -12.6%       | -3.9%        | 50.8%        | 1.3%        | 11.7%        |
| King Cove           | -17.9%       | 29.4%        | -6.4%         | 20.4%        | 7.7%         | 23.6%        | -28.8%       | 78.3%        | -2.1%       | -33.2%       |
| Kodiak              | 4.9%         | 2.3%         | -4.4%         | 19.2%        | -2.2%        | -8.9%        | -5.8%        | 29.9%        | 5.0%        | 6.6%         |
| Port Lions          | 20.6%        | -10.5%       | 13.5%         | -27.3%       | -3.9%        | 15.3%        | 13.0%        | 126.5%       | 29.5%       | -6.2%        |
| Sand Point          | -6.3%        | 36.7%        | -2.0%         | -11.6%       | 39.9%        | -3.4%        | -14.2%       | 61.1%        | -27.6%      | -19.1%       |
| Seldovia            | 12.3%        | 9.3%         | -5.7%         | -4.5%        | -5.9%        | -10.5%       | -7.0%        | 55.0%        | 5.8%        | 12.2%        |
| Seward              | 8.4%         | 11.2%        | -6.7%         | 5.6%         | 16.7%        | 12.3%        | -60.5%       | -            | -           | -            |
| Tatitlek            | -16.0%       | -10.5%       | 9.6%          | 37.9%        | -27.5%       | -54.4%       | 4.3%         | 65.3%        | 9.9%        | 14.6%        |
| Valdez              | -4.6%        | -4.7%        | -7.6%         | -0.1%        | 1.8%         | 0.4%         | -20.8%       | 15.0%        | 2.3%        | -4.9%        |
| Whittier            | -6.1%        | 5.1%         | -1.4%         | 4.2%         | 4.5%         | -0.2%        | 25.8%        | 76.3%        | 2.8%        | -4.9%        |
| <b>TOTAL</b>        | <b>-0.1%</b> | <b>4.0%</b>  | <b>-3.9%</b>  | <b>6.2%</b>  | <b>2.3%</b>  | <b>-4.2%</b> | <b>-2.4%</b> | <b>41.4%</b> | <b>3.9%</b> | <b>-0.3%</b> |
| <b>SYSTEM TOTAL</b> | <b>5.9%</b>  | <b>-5.5%</b> | <b>-9.3%</b>  | <b>-1.4%</b> | <b>-5.2%</b> | <b>-2.5%</b> | <b>-2.9%</b> | <b>8.9%</b>  | <b>4.6%</b> | <b>5.8%</b>  |

## Disembarking Vehicle Traffic

| SOUTHEAST           | 1999           | 2000           | 2001          | 2002          | 2003          | 2004          | 2005          | 2006          | 2007           | 2008           |
|---------------------|----------------|----------------|---------------|---------------|---------------|---------------|---------------|---------------|----------------|----------------|
| Angoon              | 769            | 666            | 696           | 833           | 661           | 532           | 595           | 583           | 761            | 948            |
| Bellingham          | 4,023          | 3,571          | 4,623         | 4,849         | 4,875         | 5,156         | 4,941         | 5,394         | 5,438          | 4,450          |
| Glacier Bay         | -              | -              | -             | -             | -             | -             | -             | 53            | -              | -              |
| Haines              | 14,046         | 13,613         | 12,301        | 13,397        | 13,018        | 11,973        | 11,182        | 10,766        | 11,060         | 12,567         |
| Hollis              | 6,091          | 5,452          | 5,204         | 314           | -             | -             | 29            | 34            | -              | -              |
| Hoonah              | 1,697          | 1,678          | 1,476         | 1,556         | 1,600         | 1,652         | 1,523         | 1,573         | 1,947          | 2,207          |
| Hyder               | 208            | -              | -             | -             | -             | -             | -             | -             | -              | -              |
| Juneau              | 19,868         | 19,096         | 16,683        | 18,628        | 18,505        | 18,191        | 17,281        | 18,008        | 20,794         | 23,023         |
| Kake                | 464            | 520            | 467           | 497           | 493           | 381           | 363           | 422           | 513            | 590            |
| Ketchikan           | 14,188         | 12,728         | 11,903        | 9,184         | 8,971         | 8,638         | 8,880         | 10,811        | 11,514         | 11,564         |
| Metlakatla          | 2,110          | 1,797          | 1,550         | 2,425         | 2,117         | 2,163         | 3,577         | 4,837         | 5,657          | 5,620          |
| Pelican             | 73             | 58             | 57            | 56            | 69            | 50            | 88            | 66            | 77             | 97             |
| Petersburg          | 2,543          | 2,493          | 2,467         | 2,521         | 2,587         | 2,479         | 2,522         | 2,521         | 2,145          | 2,501          |
| Prince Rupert       | 6,418          | 6,125          | 5,377         | 5,417         | 5,128         | 4,733         | 4,171         | 4,122         | 3,990          | 4,058          |
| Revill. Is.         | -              | -              | -             | -             | -             | -             | -             | 11            | -              | -              |
| Sitka               | 4,236          | 3,588          | 3,787         | 4,006         | 3,793         | 4,128         | 3,644         | 3,695         | 4,150          | 4,990          |
| Skagway             | 9,482          | 9,390          | 7,864         | 8,643         | 8,507         | 7,792         | 7,049         | 6,481         | 6,609          | 7,310          |
| Tenakee             | 38             | 45             | 41            | 36            | 30            | 27            | 24            | 22            | 56             | 48             |
| Wrangell            | 1,870          | 1,757          | 1,936         | 2,008         | 1,913         | 1,917         | 1,815         | 2,050         | 2,084          | 1,894          |
| Yakutat             | 35             | 44             | 80            | 77            | 75            | 102           | 128           | 137           | 202            | 70             |
| <b>TOTAL</b>        | <b>88,159</b>  | <b>82,621</b>  | <b>76,512</b> | <b>74,447</b> | <b>72,340</b> | <b>69,914</b> | <b>67,812</b> | <b>71,586</b> | <b>76,997</b>  | <b>81,937</b>  |
| SOUTHWEST           | 1999           | 2000           | 2001          | 2002          | 2003          | 2004          | 2005          | 2006          | 2007           | 2008           |
| Chenega Bay         | 22             | 27             | 24            | 15            | 5             | 16            | 60            | 57            | 39             | 59             |
| Chignik             | 55             | 61             | 43            | 45            | 50            | 34            | 41            | 51            | 58             | 32             |
| Cold Bay            | 54             | 47             | 33            | 51            | 67            | 68            | 69            | 97            | 111            | 53             |
| Cordova             | 1,867          | 1,959          | 2,092         | 2,081         | 2,200         | 2,015         | 3,053         | 4,328         | 4,974          | 5,200          |
| Dutch Harbor        | 46             | 43             | 36            | 54            | 49            | 50            | 60            | 72            | 62             | 26             |
| False Pass          | 11             | 15             | 10            | 9             | 17            | 11            | 12            | 16            | 31             | 10             |
| Homer               | 2,679          | 2,798          | 2,787         | 3,022         | 3,098         | 2,835         | 2,885         | 3,808         | 4,222          | 4,518          |
| King Cove           | 75             | 68             | 42            | 75            | 88            | 111           | 112           | 178           | 158            | 117            |
| Kodiak              | 3,056          | 2,979          | 3,019         | 3,244         | 3,161         | 3,192         | 3,035         | 3,598         | 4,083          | 4,246          |
| Port Lions          | 197            | 202            | 245           | 162           | 167           | 225           | 219           | 482           | 634            | 615            |
| Sand Point          | 101            | 79             | 72            | 74            | 96            | 90            | 83            | 140           | 98             | 87             |
| Seldovia            | 945            | 1,016          | 1,048         | 1,014         | 1,131         | 1,077         | 946           | 1,229         | 1,458          | 1,502          |
| Seward              | 1,622          | 1,697          | 1,621         | 1,752         | 1,935         | 2,392         | 1,089         | -             | -              | -              |
| Tatitlek            | 22             | 24             | 28            | 33            | 22            | 22            | 22            | 25            | 30             | 25             |
| Valdez              | 3,743          | 3,745          | 3,525         | 3,447         | 3,534         | 3,664         | 2,759         | 3,250         | 3,304          | 3,252          |
| Whittier            | 2,370          | 2,756          | 2,811         | 2,880         | 3,012         | 2,899         | 4,261         | 8,153         | 8,654          | 8,160          |
| <b>TOTAL</b>        | <b>16,865</b>  | <b>17,516</b>  | <b>17,436</b> | <b>17,958</b> | <b>18,632</b> | <b>18,701</b> | <b>18,706</b> | <b>25,484</b> | <b>27,916</b>  | <b>27,902</b>  |
| <b>SYSTEM TOTAL</b> | <b>105,024</b> | <b>100,137</b> | <b>93,948</b> | <b>92,405</b> | <b>90,972</b> | <b>88,615</b> | <b>86,518</b> | <b>97,070</b> | <b>104,913</b> | <b>109,839</b> |

## Disembarking Vehicle Traffic Percentage Change

| SOUTHEAST           | 1999        | 2000         | 2001         | 2002         | 2003         | 2004         | 2005         | 2006         | 2007        | 2008         |
|---------------------|-------------|--------------|--------------|--------------|--------------|--------------|--------------|--------------|-------------|--------------|
| Angoon              | 17.9%       | -13.4%       | 4.5%         | 19.7%        | -20.6%       | -19.5%       | 11.8%        | -2.0%        | 30.5%       | 24.6%        |
| Bellingham          | -12.1%      | -11.2%       | 29.5%        | 4.9%         | 0.5%         | 5.8%         | -4.2%        | 9.2%         | 0.8%        | -18.2%       |
| Haines              | 3.6%        | -3.1%        | -9.6%        | 8.9%         | -2.8%        | -8.0%        | -6.6%        | -3.7%        | 2.7%        | 13.6%        |
| Hollis              | 0.0%        | -10.5%       | -4.5%        | -94.0%       | -            | -            | -            | 17.2%        | -           | -            |
| Hoonah              | 17.2%       | -1.1%        | -12.0%       | 5.4%         | 2.8%         | 3.3%         | -7.8%        | 3.3%         | 23.8%       | 13.4%        |
| Hyder               | -3.3%       | -            | -            | -            | -            | -            | -            | -            | -           | -            |
| Juneau              | 8.9%        | -3.9%        | -12.6%       | 11.7%        | -0.7%        | -1.7%        | -5.0%        | 4.2%         | 15.5%       | 10.7%        |
| Kake                | -14.5%      | 12.1%        | -10.2%       | 6.4%         | -0.8%        | -22.7%       | -4.7%        | 16.3%        | 21.6%       | 15.0%        |
| Ketchikan           | 4.6%        | -10.3%       | -6.5%        | -22.8%       | -2.3%        | -3.7%        | 2.8%         | 21.7%        | 6.5%        | 0.4%         |
| Metlakatla          | 14.7%       | -14.8%       | -13.7%       | 56.5%        | -12.7%       | 2.2%         | 65.4%        | 35.2%        | 17.0%       | -0.7%        |
| Pelican             | 40.4%       | -20.5%       | -1.7%        | -1.8%        | 23.2%        | -27.5%       | 76.0%        | -25.0%       | 16.7%       | 26.0%        |
| Petersburg          | 5.9%        | -2.0%        | -1.0%        | 2.2%         | 2.6%         | -4.2%        | 1.7%         | 0.0%         | -14.9%      | 16.6%        |
| Prince Rupert       | 14.1%       | -4.6%        | -12.2%       | 0.7%         | -5.3%        | -7.7%        | -11.9%       | -1.2%        | -3.2%       | 1.7%         |
| Sitka               | 3.3%        | -15.3%       | 5.5%         | 5.8%         | -5.3%        | 8.8%         | -11.7%       | 1.4%         | 12.3%       | 20.2%        |
| Skagway             | -0.1%       | -1.0%        | -16.3%       | 9.9%         | -1.6%        | -8.4%        | -9.5%        | -8.1%        | 2.0%        | 10.6%        |
| Tenakee             | -26.9%      | 18.4%        | -8.9%        | -12.2%       | -16.7%       | -10.0%       | -11.1%       | -8.3%        | 154.5%      | -14.3%       |
| Wrangell            | 1.3%        | -6.0%        | 10.2%        | 3.7%         | -4.7%        | 0.2%         | -5.3%        | 12.9%        | 1.7%        | -9.1%        |
| Yakutat             | 288.9%      | 25.7%        | 81.8%        | -3.8%        | -2.6%        | 36.0%        | 25.5%        | 7.0%         | 47.4%       | -65.3%       |
| <b>TOTAL</b>        | <b>4.6%</b> | <b>-6.3%</b> | <b>-7.4%</b> | <b>-2.7%</b> | <b>-2.8%</b> | <b>-3.4%</b> | <b>-3.0%</b> | <b>5.6%</b>  | <b>7.6%</b> | <b>6.4%</b>  |
| SOUTHWEST           | 1999        | 2000         | 2001         | 2002         | 2003         | 2004         | 2005         | 2006         | 2007        | 2008         |
| Chenega Bay         | 4.8%        | 22.7%        | -11.1%       | -37.5%       | -66.7%       | 220.0%       | 275.0%       | -5.0%        | -31.6%      | 51.3%        |
| Chignik             | 61.8%       | 10.9%        | -29.5%       | 4.7%         | 11.1%        | -32.0%       | 20.6%        | 24.4%        | 13.7%       | -44.8%       |
| Cold Bay            | 1.9%        | -13.0%       | -29.8%       | 54.5%        | 31.4%        | 1.5%         | 1.5%         | 40.6%        | 14.4%       | -52.3%       |
| Cordova             | 1.2%        | 4.9%         | 6.8%         | -0.5%        | 5.7%         | -8.4%        | 51.5%        | 41.8%        | 14.9%       | 4.5%         |
| Dutch Harbor        | -41.8%      | -6.5%        | -16.3%       | 50.0%        | -9.3%        | 2.0%         | 20.0%        | 20.0%        | -13.9%      | -58.1%       |
| False Pass          | 10.0%       | 36.4%        | -33.3%       | -10.0%       | 88.9%        | -35.3%       | 9.1%         | 33.3%        | 93.8%       | -67.7%       |
| Homer               | 6.2%        | 4.4%         | -0.4%        | 8.4%         | 2.5%         | -8.5%        | 1.8%         | 32.0%        | 10.9%       | 7.0%         |
| King Cove           | 11.9%       | -9.3%        | -38.2%       | 78.6%        | 17.3%        | 26.1%        | 0.9%         | 58.9%        | -11.2%      | -25.9%       |
| Kodiak              | 11.9%       | -2.5%        | 1.3%         | 7.5%         | -2.6%        | 1.0%         | -4.9%        | 18.6%        | 13.5%       | 4.0%         |
| Port Lions          | -0.5%       | 2.5%         | 21.3%        | -33.9%       | 3.1%         | 34.7%        | -2.7%        | 120.1%       | 31.5%       | -3.0%        |
| Sand Point          | 68.3%       | -21.8%       | -8.9%        | 2.8%         | 29.7%        | -6.3%        | -7.8%        | 68.7%        | -30.0%      | -11.2%       |
| Seldovia            | 5.7%        | 7.5%         | 3.1%         | -3.2%        | 11.5%        | -4.8%        | -12.2%       | 29.9%        | 18.6%       | 3.0%         |
| Seward              | 13.2%       | 4.6%         | -4.5%        | 8.1%         | 10.4%        | 23.6%        | -54.5%       | -            | -           | -            |
| Tatitlek            | -8.3%       | 9.1%         | 16.7%        | 17.9%        | -33.3%       | 0.0%         | 0.0%         | 13.6%        | 20.0%       | -16.7%       |
| Valdez              | -7.0%       | 0.1%         | -5.9%        | -2.2%        | 2.5%         | 3.7%         | -24.7%       | 17.8%        | 1.7%        | -1.6%        |
| Whittier            | -5.5%       | 16.3%        | 2.0%         | 2.5%         | 4.6%         | -3.8%        | 47.0%        | 91.3%        | 6.1%        | -5.7%        |
| <b>TOTAL</b>        | <b>2.2%</b> | <b>3.9%</b>  | <b>-0.5%</b> | <b>3.0%</b>  | <b>3.8%</b>  | <b>0.4%</b>  | <b>0.0%</b>  | <b>36.2%</b> | <b>9.5%</b> | <b>-0.1%</b> |
| <b>SYSTEM TOTAL</b> | <b>4.2%</b> | <b>-4.7%</b> | <b>-6.2%</b> | <b>-1.6%</b> | <b>-1.6%</b> | <b>-2.6%</b> | <b>-2.4%</b> | <b>12.2%</b> | <b>8.1%</b> | <b>4.7%</b>  |

## Port Departures

| SOUTHEAST     | 1999         | 2000         | 2001         | 2002         | 2003         | 2004         | 2005         | 2006         | 2007         | 2008         |
|---------------|--------------|--------------|--------------|--------------|--------------|--------------|--------------|--------------|--------------|--------------|
| Angoon        | 273          | 252          | 227          | 252          | 246          | 187          | 281          | 239          | 105          | 109          |
| Bartlett Cove | -            | -            | -            | -            | -            | -            | 8            | 4            | -            | -            |
| Bellingham    | 54           | 52           | 66           | 66           | 66           | 81           | 80           | 74           | 67           | 52           |
| Haines        | 597          | 613          | 562          | 638          | 641          | 583          | 591          | 612          | 508          | 619          |
| Hollis        | 352          | 310          | 303          | 20           | -            | -            | 3            | 3            | -            | -            |
| Hoonah        | 284          | 274          | 260          | 286          | 242          | 255          | 308          | 319          | 225          | 271          |
| Hyder         | 15           | -            | -            | -            | -            | -            | -            | -            | -            | -            |
| Juneau        | 678          | 657          | 629          | 696          | 712          | 840          | 888          | 988          | 1,025        | 1,085        |
| Kake          | 159          | 153          | 135          | 169          | 170          | 163          | 155          | 170          | 187          | 183          |
| Ketchikan     | 1,007        | 868          | 837          | 798          | 706          | 655          | 695          | 1,014        | 945          | 932          |
| Metlakatla    | 236          | 213          | 182          | 271          | 203          | 206          | 249          | 510          | 515          | 522          |
| Pelican       | 24           | 18           | 16           | 17           | 17           | 20           | 17           | 24           | 17           | 18           |
| Petersburg    | 537          | 497          | 511          | 519          | 545          | 490          | 509          | 523          | 389          | 420          |
| Prince Rupert | 167          | 179          | 172          | 201          | 162          | 152          | 146          | 170          | 146          | 153          |
| Sitka         | 325          | 277          | 290          | 298          | 289          | 313          | 337          | 323          | 262          | 299          |
| Skagway       | 298          | 305          | 282          | 319          | 320          | 309          | 314          | 311          | 266          | 320          |
| Tenakee       | 187          | 168          | 158          | 119          | 136          | 123          | 141          | 111          | 100          | 102          |
| Wrangell      | 428          | 384          | 400          | 471          | 490          | 414          | 421          | 470          | 389          | 387          |
| Yakutat       | 10           | 10           | 12           | 13           | 22           | 23           | 34           | 20           | 52           | 21           |
| <b>TOTAL</b>  | <b>5,631</b> | <b>5,230</b> | <b>5,042</b> | <b>5,153</b> | <b>4,967</b> | <b>4,814</b> | <b>5,177</b> | <b>5,885</b> | <b>5,198</b> | <b>5,493</b> |

| SOUTHWEST    | 1999         | 2000         | 2001         | 2002         | 2003         | 2004         | 2005         | 2006         | 2007         | 2008         |
|--------------|--------------|--------------|--------------|--------------|--------------|--------------|--------------|--------------|--------------|--------------|
| Akutan       | 8            | 8            | 7            | 8            | 8            | 13           | 14           | 26           | 26           | 12           |
| Chenega Bay  | 27           | 27           | 28           | 36           | 24           | 33           | 34           | 44           | 35           | 36           |
| Chignik      | 14           | 14           | 14           | 14           | 14           | 14           | 14           | 26           | 26           | 12           |
| Cold Bay     | 14           | 14           | 14           | 14           | 14           | 14           | 14           | 26           | 26           | 12           |
| Cordova      | 161          | 162          | 160          | 157          | 169          | 132          | 278          | 340          | 302          | 289          |
| Dutch Harbor | 7            | 7            | 7            | 7            | 7            | 7            | 7            | 13           | 13           | 6            |
| False Pass   | 7            | 8            | 7            | 7            | 7            | 7            | 7            | 14           | 26           | 12           |
| Homer        | 148          | 146          | 153          | 160          | 163          | 149          | 168          | 261          | 253          | 254          |
| King Cove    | 14           | 14           | 14           | 14           | 14           | 14           | 14           | 26           | 26           | 12           |
| Kodiak       | 132          | 129          | 137          | 144          | 143          | 134          | 138          | 195          | 193          | 171          |
| Port Lions   | 77           | 81           | 76           | 56           | 51           | 66           | 86           | 116          | 119          | 133          |
| Sandpoint    | 14           | 14           | 14           | 14           | 14           | 14           | 14           | 26           | 26           | 12           |
| Seldovia     | 64           | 64           | 68           | 65           | 69           | 65           | 72           | 110          | 110          | 111          |
| Seward       | 86           | 84           | 90           | 72           | 76           | 96           | 63           | -            | -            | -            |
| Tatitlek     | 71           | 75           | 68           | 75           | 82           | 56           | 44           | 58           | 43           | 55           |
| Valdez       | 227          | 229          | 229          | 236          | 259          | 212          | 277          | 372          | 290          | 291          |
| Whittier     | 117          | 123          | 129          | 129          | 134          | 111          | 213          | 419          | 381          | 356          |
| <b>TOTAL</b> | <b>1,188</b> | <b>1,199</b> | <b>1,215</b> | <b>1,208</b> | <b>1,248</b> | <b>1,137</b> | <b>1,394</b> | <b>2,072</b> | <b>1,895</b> | <b>1,774</b> |



# *Current Annual Traffic*

---

Alaska Marine Highway System, Annual Traffic Volume Report • 2008

The tables and charts in this section provide a visual summary of the traffic data collected from the Passenger and Vehicle Traffic Summaries by Month; this traffic is shown both by region and by types of vessels.

The Regional Monthly Traffic tables and charts break the traffic down by region utilizing passenger and vehicle counts to and from ports in the Southeast Region, then counts to and from ports in the Southwest Region. The steep bell curves display the seasonal nature of AMHS traffic, a pattern that is repeated consistently from year to year.

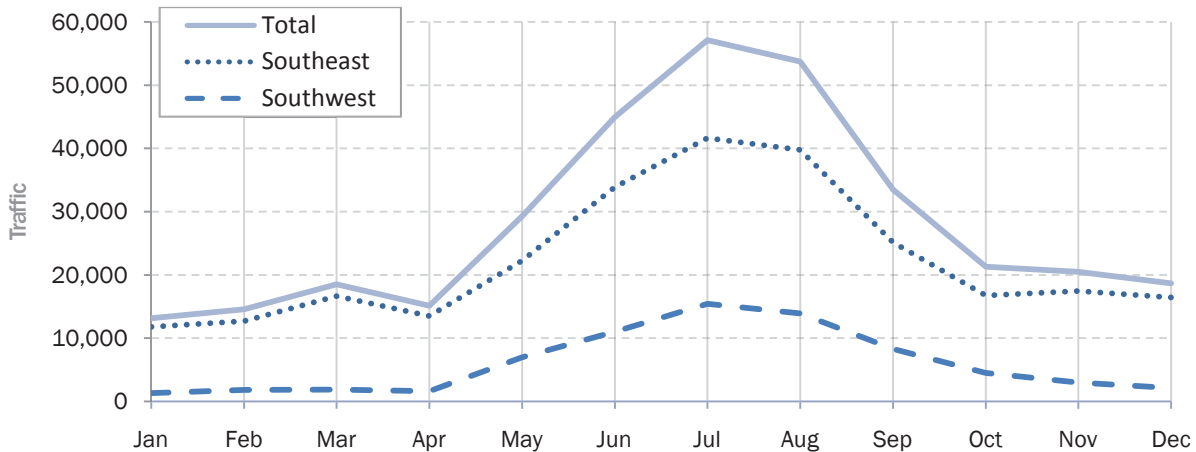
The tables and charts presented on page 25 are broken down by three general vessel types. The Southeast vessels are the mainline vessels sailing the long haul routes in the Southeast Panhandle area, the M/V Columbia, M/V Kennicott, M/V Malaspina, M/V Matanuska and M/V Taku. The Southwest vessels are the M/V Aurora and M/V Tustumena. Day Boat vessels include the M/V Lituya, M/V LeConte, M/V Fairweather; during the peak summer season, the M/V Malaspina, and even though the M/V Chenega is a Southwest Region vessel, it is included in this category. Day boats are vessels that depart their home port in the morning, make various stops at small communities then return to their home port at the end of the day. See page 5 for a detailed explanation.

## Regional Monthly Traffic

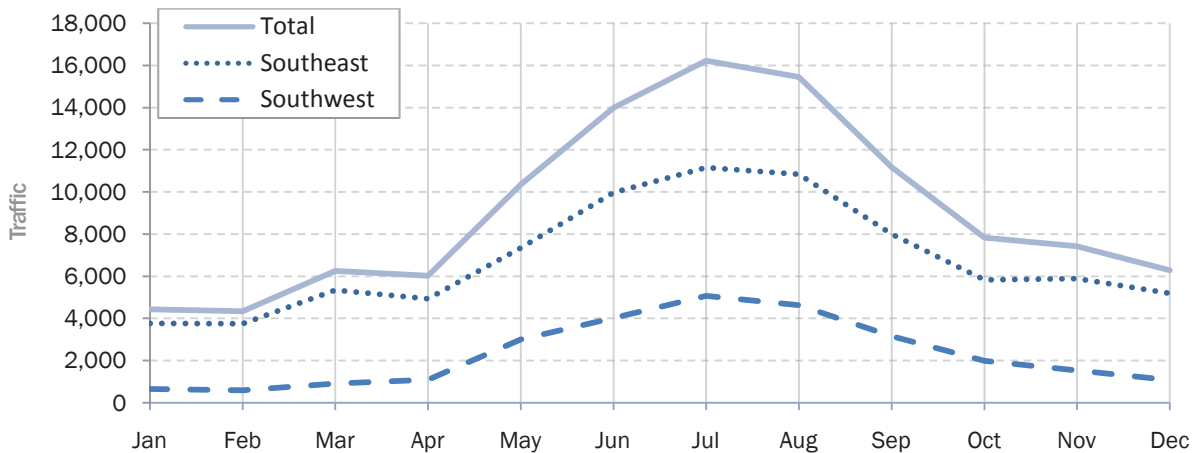
| PASSENGERS   |                |               |                |
|--------------|----------------|---------------|----------------|
| Month        | Southeast      | Southwest     | Total          |
| January      | 11,825         | 1,333         | 13,158         |
| February     | 12,730         | 1,825         | 14,555         |
| March        | 16,665         | 1,870         | 18,535         |
| April        | 13,527         | 1,614         | 15,141         |
| May          | 22,302         | 7,009         | 29,311         |
| June         | 33,917         | 11,049        | 44,966         |
| July         | 41,661         | 15,447        | 57,108         |
| August       | 39,768         | 13,944        | 53,712         |
| September    | 25,166         | 8,309         | 33,475         |
| October      | 16,787         | 4,510         | 21,297         |
| November     | 17,487         | 3,002         | 20,489         |
| December     | 16,500         | 2,165         | 18,665         |
| <b>TOTAL</b> | <b>268,335</b> | <b>72,077</b> | <b>340,412</b> |

| VEHICLES     |               |               |                |
|--------------|---------------|---------------|----------------|
| Month        | Southeast     | Southwest     | Total          |
| January      | 3,771         | 665           | 4,436          |
| February     | 3,752         | 597           | 4,349          |
| March        | 5,348         | 918           | 6,266          |
| April        | 4,932         | 1,099         | 6,031          |
| May          | 7,352         | 3,009         | 10,361         |
| June         | 9,974         | 4,026         | 14,000         |
| July         | 11,154        | 5,071         | 16,225         |
| August       | 10,829        | 4,629         | 15,458         |
| September    | 8,005         | 3,166         | 11,171         |
| October      | 5,837         | 1,997         | 7,834          |
| November     | 5,887         | 1,537         | 7,424          |
| December     | 5,199         | 1,085         | 6,284          |
| <b>TOTAL</b> | <b>82,040</b> | <b>27,799</b> | <b>109,839</b> |

### Regional Monthly Passenger Traffic Chart



### Regional Monthly Vehicle Traffic Chart



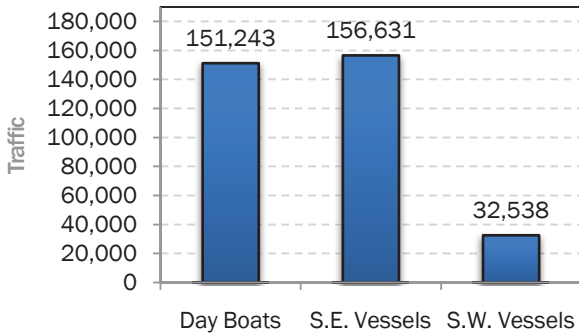
Please see page 23 for an interpretation of the information on this page.

## Vessel Monthly Traffic Comparison

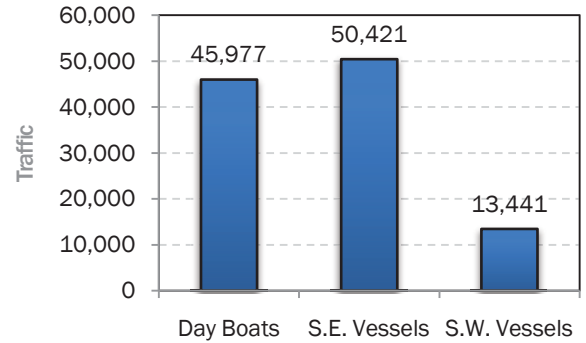
| PASSENGERS   |                |                |               |                |
|--------------|----------------|----------------|---------------|----------------|
| Month        | Day Boats      | S.E. Vessels   | S.W. Vessels  | Total          |
| January      | 6,606          | 5,219          | 1,333         | 13,158         |
| February     | 6,304          | 6,426          | 1,825         | 14,555         |
| March        | 9,419          | 7,246          | 1,870         | 18,535         |
| April        | 6,911          | 6,616          | 1,614         | 15,141         |
| May          | 13,290         | 12,742         | 3,279         | 29,311         |
| June         | 17,156         | 23,842         | 3,968         | 44,966         |
| July         | 21,546         | 30,522         | 5,040         | 57,108         |
| August       | 19,999         | 29,019         | 4,694         | 53,712         |
| September    | 16,483         | 13,188         | 3,804         | 33,475         |
| October      | 11,313         | 7,382          | 2,602         | 21,297         |
| November     | 12,087         | 6,905          | 1,497         | 20,489         |
| December     | 10,129         | 7,524          | 1,012         | 18,665         |
| <b>TOTAL</b> | <b>151,243</b> | <b>156,631</b> | <b>32,538</b> | <b>340,412</b> |

| VEHICLES     |               |               |               |                |
|--------------|---------------|---------------|---------------|----------------|
| Month        | Day Boats     | S.E. Vessels  | S.W. Vessels  | Total          |
| January      | 1,966         | 1,805         | 665           | 4,436          |
| February     | 1,796         | 1,956         | 597           | 4,349          |
| March        | 2,795         | 2,553         | 918           | 6,266          |
| April        | 2,381         | 2,551         | 1,099         | 6,031          |
| May          | 4,350         | 4,599         | 1,412         | 10,361         |
| June         | 5,097         | 7,369         | 1,534         | 14,000         |
| July         | 5,873         | 8,651         | 1,701         | 16,225         |
| August       | 5,738         | 8,139         | 1,581         | 15,458         |
| September    | 5,125         | 4,654         | 1,392         | 11,171         |
| October      | 3,789         | 2,871         | 1,174         | 7,834          |
| November     | 3,875         | 2,706         | 843           | 7,424          |
| December     | 3,192         | 2,567         | 525           | 6,284          |
| <b>TOTAL</b> | <b>45,977</b> | <b>50,421</b> | <b>13,441</b> | <b>109,839</b> |

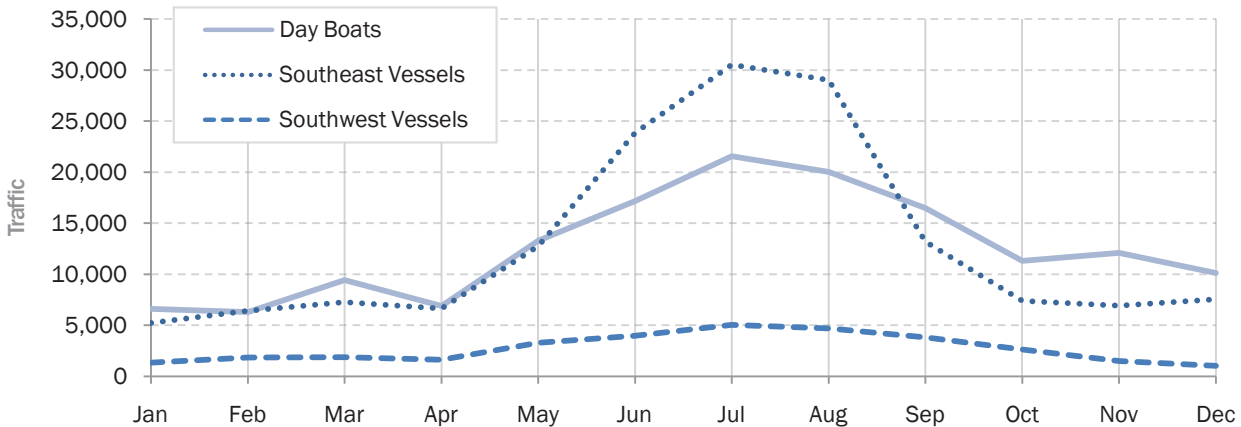
Vessel Passengers Chart



Vessel Vehicles Chart



Vessel Monthly Passenger Chart



Please see page 23 for an interpretation of the information on this page.



# Tariff Traffic

---

Alaska Marine Highway System, Annual Traffic Volume Report • 2008

Tariff information should be viewed only as a superficial indicator of travel trends. These categories refer only to those who qualified for the tariff rates which are based on season, route, and other limiting factors.

Car deck space is predominantly sold by vehicle length. However, some consideration must be given to width, to the overall weight of the vehicle traffic on the car deck, and to the effect of vehicle placement on the vessel's overall stability. Consequently, vehicle tariffs are classified as Standard (up to 8-1/2' wide), Wide (up to 9' wide), Extra Wide, and Vans. In 2008, the number of vehicles of standard width comprised over 91.9% of the motorized car deck traffic. Due to their height and weight, vans must be categorized separately. Vans are defined as vehicles, normally commercial, and from 12'-13' in height with enclosed cargo space. Vans can be any length and either self-propelled or towed. A flatbed truck or trailer, with a load higher than 10 feet from the ground, is also considered a van.

Recreational vehicles are defined as truck/campers, camper vans, motorhomes, and vehicles with trailers. Although RVs are identified with a separate class, they are also classified by width. In the first table below, the RV traffic is broken out by width. Recreational vehicles of all widths made up 3.9% of the total motorized cardeck traffic, and 5.7% of the linear feet. In addition, 2,191 non-motorized forms of transport were ticketed. Non-motorized traffic includes bicycles, kayaks and canoes that are not being transported in a car, truck or trailer. Another tariff number that has no impact on actual traffic but is always of interest, are the pets, confined to the car deck, that traveled by ferry in 2008. This category includes all animals including livestock.

The pie charts on pages 29 and 30 present the length of various types of vehicles measured in feet. The labels for each slice in each pie chart represent the upper limit of the category size. For example, in the Car Length Chart on page 29, the pie slice labeled 15' is to be read as "cars larger than 10 feet up to and including 15 feet." The next slice is to be read as "cars larger than 15 feet up to and including 19 feet."

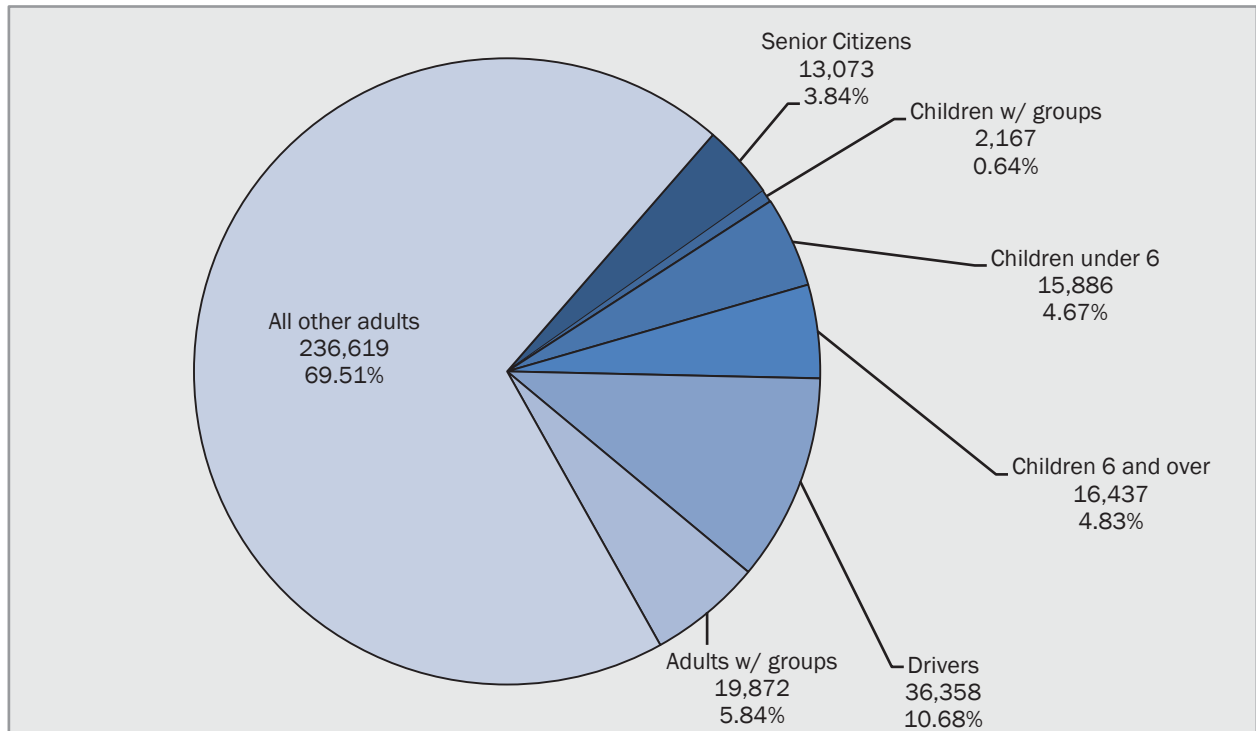
### Car Deck Tariff Usage

| VESSEL       | STANDARD VEHICLES (TO 8-1/2') | WIDE & X-W VEHICLES (> 8-1/2') | STANDARD RVS (TO 8-1/2') | WIDE & X-W RVS (> 8-1/2') | VANS         | TOTAL          | NON-MOTORIZED TRAFFIC | PETS (INCLUDES LIVESTOCK) | VEHICLES WITHOUT A DRIVER |
|--------------|-------------------------------|--------------------------------|--------------------------|---------------------------|--------------|----------------|-----------------------|---------------------------|---------------------------|
| Aurora       | 4,917                         | 56                             | 449                      | 50                        | 69           | 5,541          | 107                   | 434                       | 325                       |
| Chenega      | 11,592                        | 82                             | 476                      | 58                        | 75           | 12,283         | 192                   | 1,268                     | 677                       |
| Columbia     | 5,076                         | 41                             | 352                      | 37                        | 102          | 5,608          | 198                   | 1,265                     | 385                       |
| Fairweather  | 8,434                         | 54                             | 242                      | 23                        | 23           | 8,776          | 296                   | 1,807                     | 396                       |
| Kennicott    | 4,394                         | 54                             | 101                      | 15                        | 232          | 4,796          | 92                    | 917                       | 919                       |
| LeConte      | 7,903                         | 33                             | 28                       | 1                         | 385          | 8,350          | 378                   | 987                       | 1,272                     |
| Lituya       | 10,890                        | 19                             | 7                        | 2                         | 111          | 11,029         | 4                     | 141                       | 410                       |
| Malaspina    | 17,992                        | 147                            | 1,322                    | 120                       | 511          | 20,092         | 407                   | 3,524                     | 1,409                     |
| Matanuska    | 10,011                        | 93                             | 696                      | 68                        | 479          | 11,347         | 183                   | 1,996                     | 1,141                     |
| Taku         | 10,166                        | 110                            | 433                      | 46                        | 900          | 11,655         | 195                   | 1,846                     | 1,839                     |
| Tustumena    | 9,528                         | 97                             | 136                      | 6                         | 595          | 10,362         | 139                   | 1,344                     | 1,809                     |
| <b>TOTAL</b> | <b>100,903</b>                | <b>786</b>                     | <b>4,242</b>             | <b>426</b>                | <b>3,482</b> | <b>109,839</b> | <b>2,191</b>          | <b>15,529</b>             | <b>10,582</b>             |

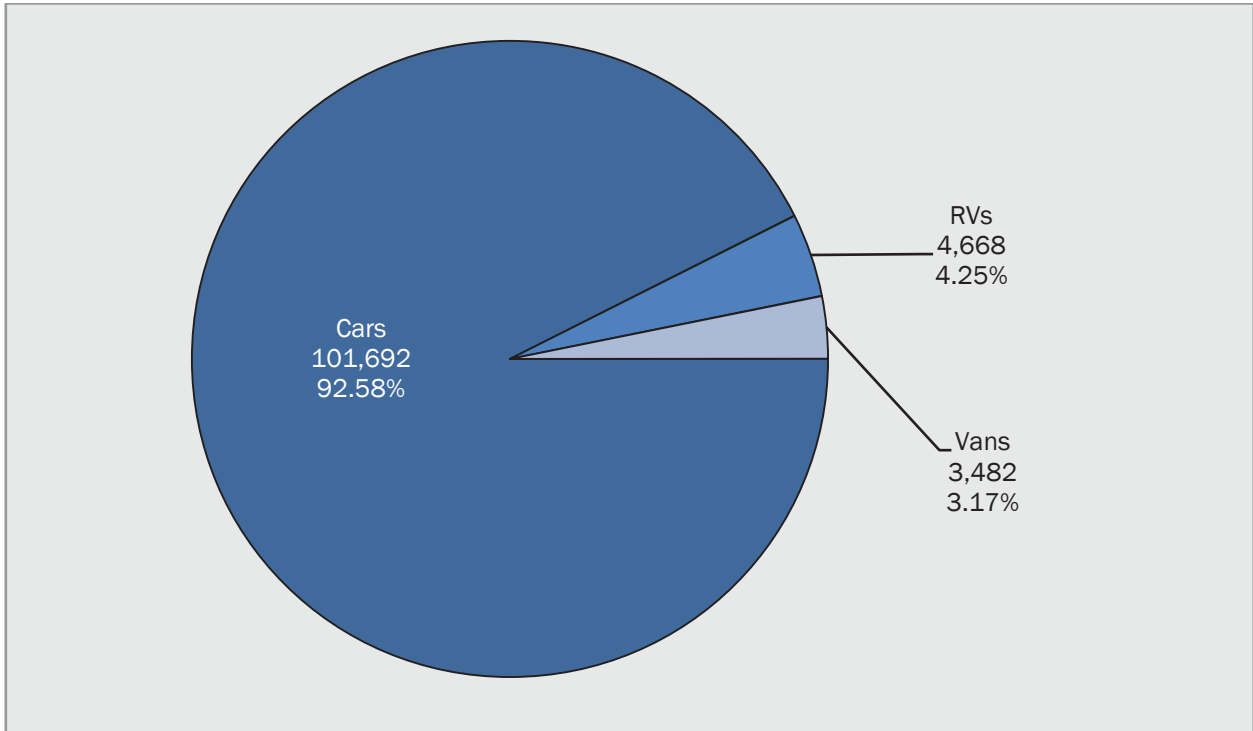
### Car Deck Space Usage

| STANDARD VEHICLES |           | STANDARD RECREATIONAL VEHICLES |         | ALL WIDE VEHICLES |        | ALL VANS |         | TOTAL    |           |
|-------------------|-----------|--------------------------------|---------|-------------------|--------|----------|---------|----------|-----------|
| Quantity          | Feet      | Quantity                       | Feet    | Quantity          | Feet   | Quantity | Feet    | Quantity | Feet      |
| 100,903           | 1,864,844 | 4,242                          | 120,602 | 1,212             | 39,370 | 3,482    | 109,120 | 109,839  | 2,133,936 |
| 91.9%             | 87.4%     | 3.9%                           | 5.7%    | 1.1%              | 1.8%   | 3.2%     | 5.1%    | -        | -         |

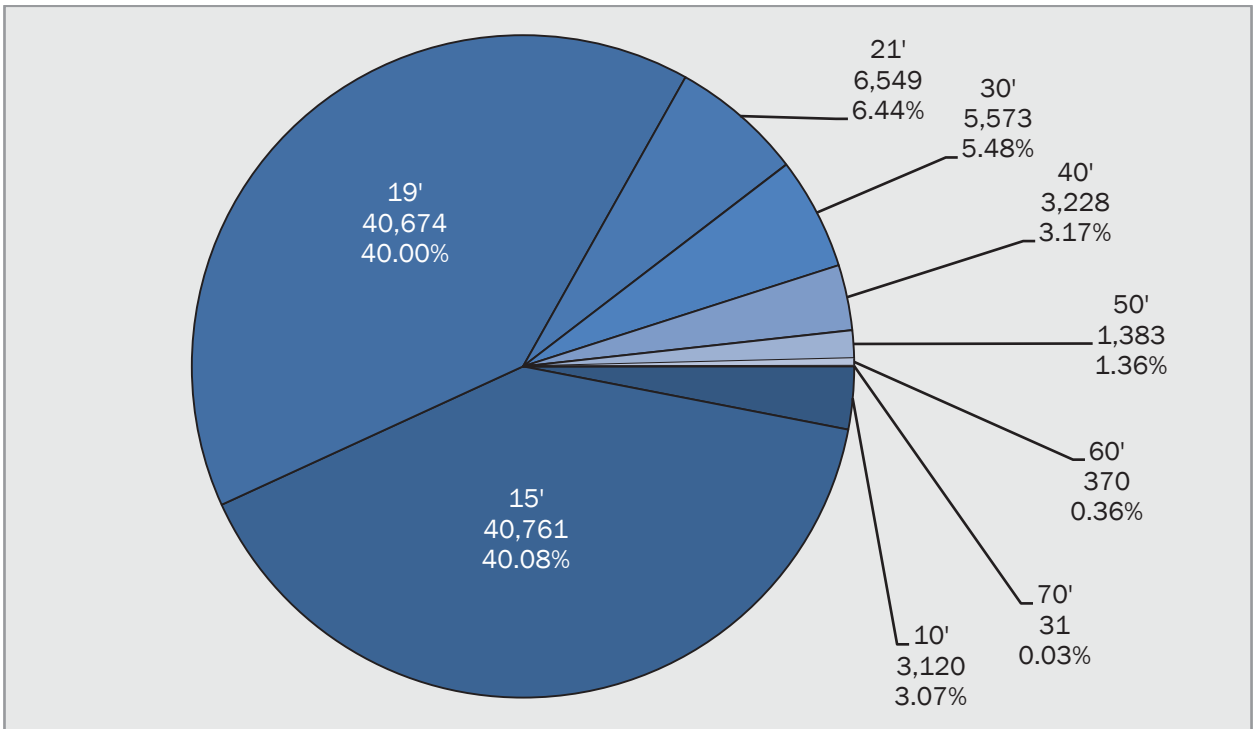
### Passenger Tariff Code Chart



### Vehicle Tariff Type Chart

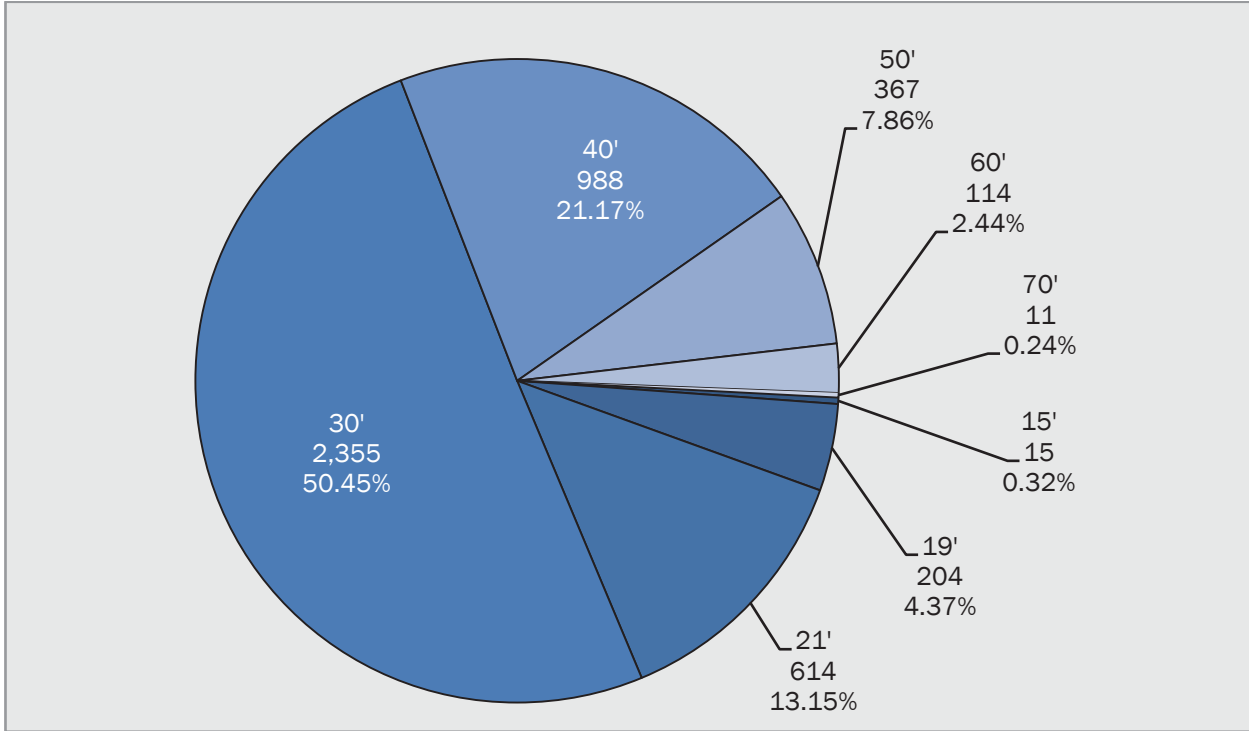


### Car Length Chart

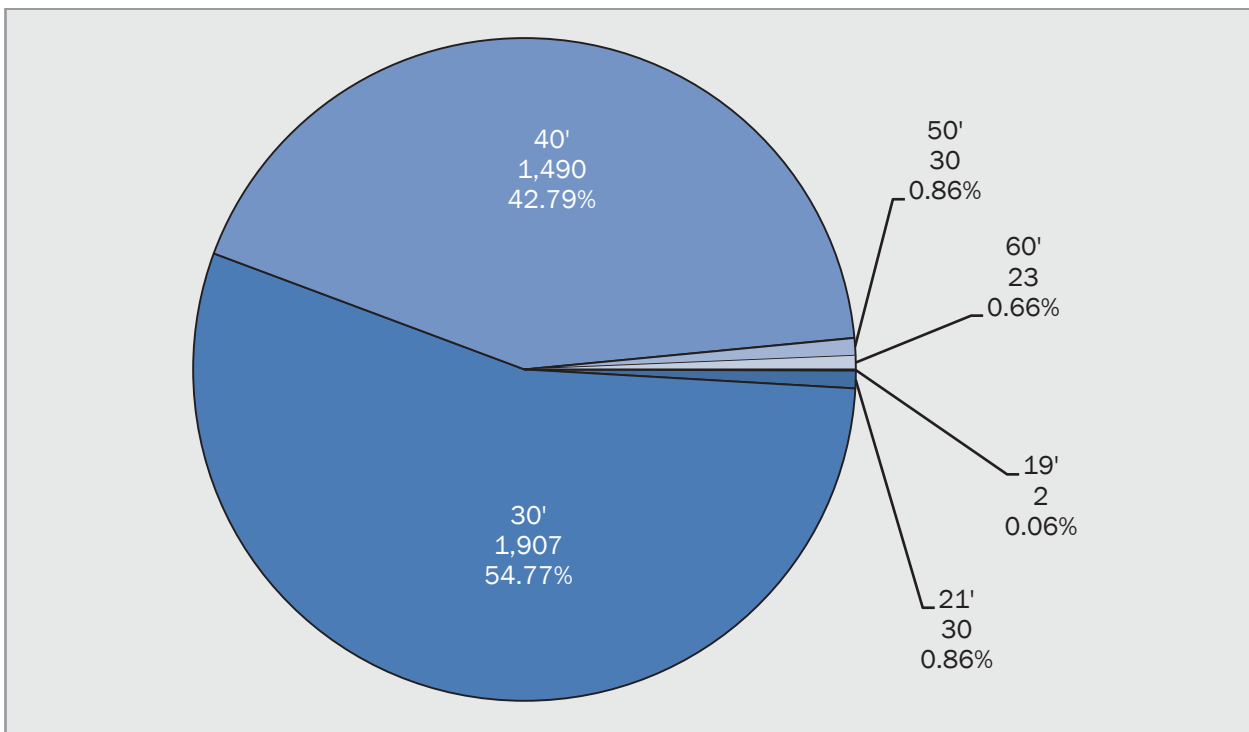




### Recreational Vehicles Length Chart



### Van Length Chart



# *Sailings*

---

Alaska Marine Highway System, Annual Traffic Volume Report • 2008

The following three tables of sailings show the sequence of ports traveled by AMHS vessels during 2008, and the number of times each different sequence occurred. The data is broken into Summer and winter seasons, summer being the time period from May 1 to September 30. Of the 3,051 Southeast sailings, 71 different routes are represented, and of these, 28 occur only one or two times. In the combined Southwest and Cross Gulf systems there were 1,095 sailings that occurred with 23 of the 53 different routes saw only occasional use. It is also noteworthy that many of the routes are minor variations of a standard pattern. Sometimes a vessel is rerouted to accommodate a special event, or a schedule change is needed for an unexpected mechanical repair. Seasonal transitions also account for these variations. Excursion trips, identified in this report as EXC are another type of infrequent sailing. HTL is the code for when a vessel supplied hotel service to a port.

### Southeast Routes

| ROUTES                          | SUMMER |          |             |           |         |        |           |           |      |       | WINTER   |             |           |         |        |           |           |      | ANNUAL TOTAL |       |
|---------------------------------|--------|----------|-------------|-----------|---------|--------|-----------|-----------|------|-------|----------|-------------|-----------|---------|--------|-----------|-----------|------|--------------|-------|
|                                 | Aurora | Columbia | Fairweather | Kennicott | LeConte | Lituya | Malaspina | Matanuska | Taku | TOTAL | Chenequa | Fairweather | Kennicott | LeConte | Lituya | Malaspina | Matanuska | Taku |              | TOTAL |
| ANG HNH JNU                     | -      | -        | -           | -         | -       | -      | -         | -         | -    | -     | -        | -           | -         | 4       | -      | -         | -         | -    | 4            | 4     |
| ANG JNU                         | 10     | -        | -           | -         | 34      | -      | -         | -         | -    | 44    | -        | -           | -         | 47      | -      | -         | -         | -    | 47           | 91    |
| ANG TKE HNH JNU                 | -      | -        | -           | -         | 1       | -      | -         | -         | -    | 1     | -        | -           | -         | -       | -      | -         | -         | -    | -            | 1     |
| BEL KTN                         | -      | 1        | -           | -         | -       | -      | -         | -         | -    | 1     | -        | -           | -         | -       | -      | -         | -         | -    | -            | 1     |
| BEL KTN WRG PSG JNU HNS SGY     | -      | 20       | -           | 1         | -       | -      | 3         | 3         | -    | 27    | -        | -           | -         | -       | 22     | 6         | -         | -    | 28           | 55    |
| BEL KTN WRG PSG KAE JNU HNS SGY | -      | -        | -           | -         | -       | -      | -         | -         | -    | -     | -        | -           | -         | -       | -      | 1         | -         | -    | 1            | 1     |
| BEL KTN WRG PSG SIT JNU HNS SGY | -      | -        | -           | -         | -       | -      | -         | -         | -    | -     | -        | -           | -         | -       | -      | 1         | -         | -    | 1            | 1     |
| HNH JNU                         | 12     | -        | -           | -         | 41      | -      | -         | -         | -    | 53    | -        | -           | -         | 55      | -      | -         | -         | -    | 55           | 108   |
| HNH TKE JNU                     | -      | -        | -           | -         | -       | -      | -         | -         | -    | -     | -        | -           | -         | 17      | -      | -         | -         | -    | 17           | 17    |
| HNS JNU                         | -      | -        | 23          | -         | 1       | -      | -         | -         | -    | 24    | 16       | 12          | -         | 23      | -      | -         | -         | -    | 51           | 75    |
| JNU ANG                         | 10     | -        | -           | -         | 34      | -      | -         | -         | -    | 44    | -        | -           | -         | 48      | -      | -         | -         | -    | 48           | 92    |
| JNU HNH                         | 12     | -        | -           | -         | 39      | -      | -         | -         | -    | 51    | -        | -           | -         | 55      | -      | -         | -         | -    | 55           | 106   |
| JNU HNH ANG                     | -      | -        | -           | -         | 2       | -      | -         | -         | -    | 2     | -        | -           | -         | 3       | -      | -         | -         | -    | 3            | 5     |
| JNU HNH KAE PSG WRG KTN YPR     | -      | -        | -           | -         | -       | -      | -         | -         | -    | -     | -        | -           | -         | -       | -      | 7         | 21        | -    | 28           | 28    |
| JNU HNH SIT KAE PSG WRG KTN YPR | -      | -        | -           | -         | -       | -      | -         | -         | -    | -     | -        | -           | -         | -       | -      | -         | 1         | -    | 1            | 1     |
| JNU HNH TKE                     | 9      | -        | -           | -         | 33      | -      | -         | -         | -    | 42    | -        | -           | -         | -       | -      | -         | -         | -    | -            | 42    |
| JNU HNS                         | -      | -        | 23          | -         | 1       | -      | -         | -         | -    | 24    | 16       | 12          | -         | 23      | -      | -         | -         | -    | 51           | 75    |
| JNU HNS SGY                     | -      | -        | -           | -         | 1       | -      | 122       | -         | -    | 123   | 20       | 13          | -         | 30      | -      | -         | -         | -    | 63           | 186   |
| JNU KAE PSG WRG KTN YPR         | -      | -        | -           | -         | -       | -      | -         | -         | 23   | 23    | -        | -           | -         | -       | -      | -         | -         | -    | -            | 23    |
| JNU PEL                         | 2      | -        | -           | -         | 9       | -      | -         | -         | -    | 11    | -        | -           | -         | 7       | -      | -         | -         | -    | 7            | 18    |
| JNU PSG                         | -      | -        | 32          | -         | -       | -      | -         | -         | -    | 32    | -        | -           | -         | -       | -      | -         | -         | -    | -            | 32    |
| JNU PSG WRG KTN YPR             | -      | -        | -           | -         | -       | -      | -         | 1         | -    | 1     | -        | -           | -         | -       | -      | -         | -         | -    | -            | 1     |
| JNU SGY                         | -      | -        | 23          | -         | -       | -      | -         | -         | -    | 23    | -        | -           | -         | 15      | -      | -         | -         | -    | 15           | 38    |
| JNU SIT                         | -      | -        | 98          | -         | -       | -      | -         | -         | -    | 98    | 39       | 23          | -         | -       | -      | -         | -         | -    | 62           | 160   |
| JNU SIT KAE PSG WRG KTN YPR     | -      | -        | -           | -         | -       | -      | -         | 1         | 20   | 21    | -        | -           | -         | -       | -      | -         | -         | -    | -            | 21    |
| JNU TKE HNH                     | -      | -        | -           | -         | -       | -      | -         | -         | -    | -     | -        | -           | -         | 18      | -      | -         | -         | -    | 18           | 18    |
| KTN BEL                         | -      | 2        | -           | -         | -       | -      | -         | -         | -    | 2     | -        | -           | -         | -       | -      | -         | -         | -    | -            | 2     |
| KTN MET                         | -      | -        | -           | -         | -       | 225    | -         | -         | -    | 225   | -        | -           | -         | -       | 301    | -         | -         | -    | 301          | 526   |
| KTN WRG PSG JNU HNS SGY         | -      | -        | -           | 1         | -       | -      | -         | -         | -    | 1     | -        | -           | -         | -       | -      | -         | -         | -    | -            | 1     |
| KTN WRG PSG KAE SIT HNH JNU     | -      | -        | -           | -         | -       | -      | -         | -         | -    | -     | -        | -           | -         | -       | -      | 1         | -         | -    | 1            | 1     |
| KTN YPR                         | -      | -        | -           | 5         | -       | -      | -         | 1         | -    | 6     | -        | -           | 1         | -       | -      | -         | -         | 1    | 2            | 8     |
| MET KTN                         | -      | -        | -           | -         | -       | 225    | -         | -         | -    | 225   | -        | -           | -         | -       | 301    | -         | -         | -    | 301          | 526   |
| PEL JNU                         | 2      | -        | -           | -         | 9       | -      | -         | -         | -    | 11    | -        | -           | -         | 7       | -      | -         | -         | -    | 7            | 18    |
| PSG JNU                         | -      | -        | 32          | -         | -       | -      | -         | -         | -    | 32    | -        | -           | -         | -       | -      | -         | -         | -    | -            | 32    |
| SGY HNS JNU                     | -      | -        | 1           | -         | -       | -      | 121       | -         | -    | 122   | 19       | 13          | -         | 14      | -      | -         | -         | -    | 46           | 168   |
| SGY HNS JNU KAE PSG WRG KTN YPR | -      | -        | -           | -         | -       | -      | -         | -         | -    | -     | -        | -           | -         | -       | -      | 7         | 19        | -    | 26           | 26    |
| SGY HNS JNU PSG WRG KTN BEL     | -      | -        | -           | -         | -       | -      | -         | -         | -    | -     | -        | -           | -         | -       | -      | 1         | -         | -    | 1            | 1     |
| SGY HNS JNU PSG WRG KTN YPR     | -      | -        | -           | -         | -       | -      | -         | -         | 19   | 19    | -        | -           | -         | -       | -      | -         | 1         | -    | 1            | 20    |
| SGY HNS JNU SIT PSG WRG KTN BEL | -      | 18       | -           | 1         | -       | -      | 3         | 2         | -    | 24    | -        | -           | -         | -       | 21     | 7         | -         | -    | 28           | 52    |
| SGY JNU                         | -      | -        | 22          | -         | 1       | -      | -         | -         | -    | 23    | 1        | -           | -         | 31      | -      | -         | -         | -    | 32           | 55    |
| SIT JNU                         | -      | -        | 98          | -         | -       | -      | -         | -         | -    | 98    | 39       | 23          | -         | -       | -      | -         | -         | -    | 62           | 160   |

### Southeast Routes

(Continued)

| ROUTES                          | SUMMER    |           |             |           |            |            |            |           |           |              | WINTER     |             |           |            |            |           |           |           | ANNUAL TOTAL |              |
|---------------------------------|-----------|-----------|-------------|-----------|------------|------------|------------|-----------|-----------|--------------|------------|-------------|-----------|------------|------------|-----------|-----------|-----------|--------------|--------------|
|                                 | Aurora    | Columbia  | Fairweather | Kennicott | LeConte    | Lituya     | Malaspina  | Matanuska | Taku      | TOTAL        | Chenega    | Fairweather | Kennicott | LeConte    | Lituya     | Malaspina | Matanuska | Taku      |              | TOTAL        |
| YPR KTN                         | -         | -         | -           | 5         | -          | -          | -          | 1         | -         | 6            | -          | -           | -         | -          | -          | -         | -         | 1         | 1            | 7            |
| YPR KTN WRG PSG JNU             | -         | -         | -           | -         | -          | -          | -          | 22        | -         | 22           | -          | -           | -         | -          | -          | -         | -         | 1         | 1            | 23           |
| YPR KTN WRG PSG JNU HNS SGY     | -         | -         | -           | -         | -          | -          | -          | 18        | -         | 18           | -          | -           | -         | -          | -          | -         | 6         | 14        | 20           | 38           |
| YPR KTN WRG PSG KAE HNH JNU     | -         | -         | -           | -         | -          | -          | -          | -         | -         | -            | -          | -           | -         | -          | -          | -         | -         | 2         | 2            | 2            |
| YPR KTN WRG PSG KAE JNU         | -         | -         | -           | -         | -          | -          | -          | -         | 21        | 21           | -          | -           | -         | -          | -          | -         | 1         | -         | 1            | 22           |
| YPR KTN WRG PSG KAE JNU HNS SGY | -         | -         | -           | -         | -          | -          | -          | -         | -         | -            | -          | -           | -         | -          | -          | -         | 2         | 4         | 6            | 6            |
| YPR KTN WRG PSG KAE SIT HNH JNU | -         | -         | -           | -         | -          | -          | -          | -         | -         | -            | -          | -           | -         | -          | -          | -         | 5         | 17        | 22           | 22           |
| YPR KTN WRG PSG KAE SIT JNU     | -         | -         | -           | -         | -          | -          | -          | -         | 23        | 23           | -          | -           | -         | -          | -          | -         | 2         | -         | 2            | 25           |
| TKE HNH JNU                     | 9         | -         | -           | -         | 32         | -          | -          | -         | -         | 41           | -          | -           | -         | -          | -          | -         | -         | -         | -            | 41           |
| SGY HNS JNU SIT PSG WRG KTN     | -         | -         | -           | -         | -          | -          | -          | 1         | -         | 3            | -          | -           | -         | -          | -          | -         | -         | -         | -            | 3            |
| HNH ANG                         | -         | -         | -           | -         | -          | -          | -          | -         | -         | -            | -          | -           | -         | 1          | -          | -         | -         | -         | 1            | 1            |
| TKE HNH                         | -         | -         | -           | -         | -          | -          | -          | -         | -         | 2            | -          | -           | -         | -          | -          | -         | -         | -         | -            | 2            |
| ANG TKE JNU                     | -         | -         | -           | -         | -          | -          | -          | -         | -         | -            | -          | -           | -         | 13         | -          | -         | -         | -         | 13           | 13           |
| HNH ANG JNU                     | -         | -         | -           | -         | -          | -          | -          | -         | -         | -            | -          | -           | -         | 1          | -          | -         | -         | -         | 1            | 1            |
| JNU ANG HNH                     | -         | -         | -           | -         | -          | -          | -          | -         | -         | 1            | -          | -           | -         | -          | -          | -         | -         | -         | -            | 1            |
| JNU TKE ANG                     | -         | -         | -           | -         | -          | -          | -          | -         | -         | -            | -          | -           | -         | -          | -          | -         | -         | -         | 13           | 13           |
| SGY HNS JNU KTN BEL             | -         | -         | -           | -         | -          | -          | -          | -         | -         | 2            | -          | -           | -         | -          | -          | -         | -         | -         | -            | 2            |
| SGY HNS JNU SIT KAE PSG WRG KTN | -         | -         | -           | -         | -          | -          | -          | -         | -         | -            | -          | -           | -         | -          | -          | -         | -         | -         | 1            | 1            |
| KTN WRG PSG JNU                 | -         | -         | -           | -         | -          | -          | -          | 1         | -         | 1            | -          | -           | -         | -          | -          | -         | -         | -         | -            | 1            |
| JNU PSG WRG KTN BEL             | -         | -         | -           | -         | -          | -          | -          | -         | -         | -            | -          | -           | -         | -          | -          | -         | 1         | -         | 1            | 1            |
| JNU HNH PSG WRG KTN YPR         | -         | -         | -           | -         | -          | -          | -          | -         | -         | -            | -          | -           | -         | -          | -          | -         | 1         | -         | 1            | 1            |
| JNU SIT PSG WRG KTN YPR         | -         | -         | -           | -         | -          | -          | -          | 19        | -         | 19           | -          | -           | -         | -          | -          | -         | -         | -         | -            | 19           |
| JNU PSG WRG KTN SIT PSG YPR     | -         | -         | -           | -         | -          | -          | -          | 1         | -         | 1            | -          | -           | -         | -          | -          | -         | -         | -         | -            | 1            |
| KTN WRG PSG SIT JNU             | -         | -         | -           | -         | -          | -          | -          | -         | -         | -            | -          | -           | -         | -          | -          | -         | -         | 1         | 1            | 1            |
| JNU HNH KAE PSG KTN YPR         | -         | -         | -           | -         | -          | -          | -          | -         | 1         | 1            | -          | -           | -         | -          | -          | -         | -         | -         | -            | 1            |
| YPR KTN PSG JNU HNS SGY         | -         | -         | -           | -         | -          | -          | -          | -         | -         | -            | -          | -           | -         | -          | -          | -         | -         | 1         | 1            | 1            |
| YPR KTN WRG PSG JNU HNS         | -         | -         | -           | -         | -          | -          | -          | -         | -         | -            | -          | -           | -         | -          | -          | -         | -         | 1         | 1            | 1            |
| HNS JNU KAE PSG WRG KTN YPR     | -         | -         | -           | -         | -          | -          | -          | -         | -         | -            | -          | -           | -         | -          | -          | -         | -         | 1         | 1            | 1            |
| SGY HNS JNU KAE PSG WRG KTN     | -         | -         | -           | -         | -          | -          | -          | -         | -         | -            | -          | -           | -         | -          | -          | -         | -         | 2         | 2            | 2            |
| YPR KTN WRG PSG SIT JNU HNS SGY | -         | -         | -           | -         | -          | -          | -          | -         | -         | -            | -          | -           | -         | -          | -          | -         | -         | 2         | 2            | 2            |
| <b>GRAND TOTAL</b>              | <b>66</b> | <b>42</b> | <b>352</b>  | <b>14</b> | <b>241</b> | <b>450</b> | <b>251</b> | <b>90</b> | <b>88</b> | <b>1,594</b> | <b>150</b> | <b>96</b>   | <b>1</b>  | <b>425</b> | <b>602</b> | <b>44</b> | <b>50</b> | <b>89</b> | <b>1,457</b> | <b>3,051</b> |

| PORT CODES |               |      |             |      |        |      |            |      |            |      |          |      |               |
|------------|---------------|------|-------------|------|--------|------|------------|------|------------|------|----------|------|---------------|
| ANG-       | Angoon        | CHB- | Chenega Bay | HNS- | Haines | KAE- | Kake       | PEL- | Pelican    | SIT- | Sitka    | WRG- | Wrangell      |
| BTC-       | Bartlett Cove | CHG- | Chignik     | HOL- | Hollis | KOD- | Kodiak     | PSG- | Petersburg | TAT- | Tatitlek | WTR- | Whittier      |
| BEL-       | Bellingham    | EXC- | Excursion   | HOM- | Homer  | KTN- | Ketchikan  | SDP- | Sand Point | TKE- | Tenakee  | YAK- | Yakutat       |
| CBY-       | Cold Bay      | FPS- | False Pass  | HTL- | Hotel  | MET- | Metlakatla | SDV- | Seldovia   | UNA- | Unalaska | YPR- | Prince Rupert |
| CDV-       | Cordova       | HNH- | Hoonah      | JNU- | Juneau | ORI- | Port Loins | SGY- | Skagway    | VDZ- | Valdez   |      |               |

## Southwest Routes

| ROUTES                                      | SUMMER     |            |           |            |            | WINTER     |           |            |            | ANNUAL TOTAL |
|---|------------|------------|-----------|------------|------------|------------|-----------|------------|------------|--------------|
|   | Aurora     | Chenega    | Kennicott | Tustumena  | TOTAL      | Aurora     | Kennicott | Tustumena  | TOTAL      |              |
| CDV CHB WTR                                 | -          | -          | -         | -          | -          | 1          | -         | -          | 1          | 1            |
| CDV TAT VDZ                                 | 11         | -          | -         | -          | 11         | 7          | -         | 8          | 15         | 26           |
| CDV VDZ                                     | -          | 6          | -         | -          | 6          | -          | 1         | 7          | 8          | 14           |
| CDV VDZ WTR                                 | -          | 64         | -         | -          | 64         | 18         | -         | 4          | 22         | 86           |
| CDV WTR                                     | -          | 88         | -         | -          | 88         | 51         | 3         | 26         | 80         | 168          |
| HOM KOD                                     | -          | -          | 4         | 17         | 21         | -          | 4         | 12         | 16         | 37           |
| HOM KOD WTR                                 | -          | -          | -         | -          | -          | -          | 1         | 1          | 2          | 2            |
| HOM SDV                                     | -          | -          | -         | -          | -          | -          | 1         | -          | 1          | 1            |
| KOD CHB WTR                                 | -          | -          | -         | -          | -          | -          | 1         | -          | 1          | 1            |
| KOD HOM SDV                                 | -          | -          | 4         | 33         | 37         | -          | 9         | 15         | 24         | 61           |
| KOD ORI HOM                                 | -          | -          | -         | 16         | 16         | -          | -         | 13         | 13         | 29           |
| KOD ORI HOM SDV                             | -          | -          | -         | 16         | 16         | -          | -         | 19         | 19         | 35           |
| SDV HOM KOD                                 | -          | -          | 4         | 17         | 21         | -          | 10        | 4          | 14         | 35           |
| SDV HOM KOD CHB WTR                         | -          | -          | -         | -          | -          | -          | 3         | 7          | 10         | 10           |
| SDV HOM ORI KOD                             | -          | -          | -         | 33         | 33         | -          | -         | 23         | 23         | 56           |
| SDV HOM ORI KOD CHG SDP KCV CBY FPS AKU UNA | -          | -          | -         | 5          | 5          | -          | -         | 1          | 1          | 6            |
| UNA AKU FPS CBY KCV SDP CHG KOD HOM SDV     | -          | -          | -         | 5          | 5          | -          | -         | 1          | 1          | 6            |
| VDZ CDV                                     | -          | 1          | -         | -          | 1          | -          | 1         | 9          | 10         | 11           |
| VDZ TAT CDV                                 | 11         | -          | -         | -          | 11         | 8          | 1         | 7          | 16         | 27           |
| VDZ WTR                                     | 70         | -          | -         | -          | 70         | -          | -         | 4          | 4          | 74           |
| WTR CDV                                     | -          | 86         | -         | -          | 86         | 45         | 2         | 27         | 74         | 160          |
| WTR CHB CDV                                 | -          | -          | -         | -          | -          | 2          | -         | -          | 2          | 2            |
| WTR CHB KOD HOM                             | -          | -          | 4         | -          | 4          | -          | -         | -          | -          | 4            |
| WTR CHB KOD HOM SDV                         | -          | -          | -         | -          | -          | -          | 4         | -          | 4          | 4            |
| WTR CHB ORI KOD                             | -          | -          | -         | -          | -          | -          | -         | 8          | 8          | 8            |
| WTR KOD HOM                                 | -          | -          | -         | -          | -          | -          | 1         | -          | 1          | 1            |
| WTR VDZ                                     | 70         | -          | -         | -          | 70         | -          | 1         | 2          | 3          | 73           |
| WTR VDZ CDV                                 | -          | 66         | -         | -          | 66         | 24         | -         | 3          | 27         | 93           |
| CDV CHB                                     | -          | -          | -         | -          | -          | 1          | -         | -          | 1          | 1            |
| CHB WTR VDZ                                 | -          | -          | -         | -          | -          | 1          | -         | -          | 1          | 1            |
| CDV TAT VDZ WTR                             | -          | -          | -         | -          | -          | 1          | -         | 3          | 4          | 4            |
| KOD HOM                                     | -          | -          | 4         | -          | 4          | -          | 4         | 1          | 5          | 9            |
| SDV HOM                                     | -          | -          | -         | -          | -          | -          | 1         | -          | 1          | 1            |
| HOM KOD CHB WTR                             | -          | -          | 4         | -          | 4          | -          | -         | -          | -          | 4            |
| WTR CDV VDZ                                 | -          | -          | -         | -          | -          | -          | -         | 2          | 2          | 2            |
| WTR CHB KOD                                 | -          | -          | -         | -          | -          | -          | -         | 1          | 1          | 1            |
| CDV TAT VDZ VDZ                             | -          | -          | -         | -          | -          | -          | -         | 1          | 1          | 1            |
| CDV VDZ WTR WTR                             | -          | -          | -         | -          | -          | -          | -         | 1          | 1          | 1            |
| KOD HOM SDV SDV                             | -          | -          | -         | 2          | 2          | -          | -         | 1          | 1          | 3            |
| KOD ORI HOM HOM                             | -          | -          | -         | 1          | 1          | -          | -         | 1          | 1          | 2            |
| WTR VDZ CDV CDV                             | -          | -          | -         | -          | -          | -          | -         | 1          | 1          | 1            |
| WTR VDZ TAT CDV                             | -          | -          | -         | -          | -          | -          | -         | 2          | 2          | 2            |
| HOM HOM ORI KOD KOD                         | -          | -          | -         | -          | -          | -          | -         | 1          | 1          | 1            |
| CDV TAT VDZ WTR WTR WTR                     | -          | -          | -         | -          | -          | -          | -         | 1          | 1          | 1            |
| KOD ORI HOM SDV SDV SDV                     | -          | -          | -         | 1          | 1          | -          | -         | 1          | 1          | 2            |
| SDV HOM ORI KOD KOD KOD                     | -          | -          | -         | 2          | 2          | -          | -         | 1          | 1          | 3            |
| TAT CDV TAT VDZ VDZ CDV                     | -          | -          | -         | -          | -          | -          | -         | 1          | 1          | 1            |
| SDV HOM KOD WTR CHB WTR WTR WTR             | -          | -          | -         | -          | -          | -          | -         | 1          | 1          | 1            |
| SDV HOM KOD ORI CHG KOD KOD KOD KOD         | -          | -          | -         | 1          | 1          | -          | -         | -          | -          | 1            |
| <b>GRAND TOTAL</b>                          | <b>162</b> | <b>311</b> | <b>24</b> | <b>149</b> | <b>646</b> | <b>159</b> | <b>48</b> | <b>221</b> | <b>428</b> | <b>1,074</b> |

## Cross-Gulf Routes

| ROUTES              | SUMMER    |           | WINTER    |           | ANNUAL TOTAL |
|---------------------|-----------|-----------|-----------|-----------|--------------|
|                     | Kennicott | TOTAL     | Kennicott | TOTAL     |              |
| KTN JNU YAK WTR     | 1         | 1         | 1         | 1         | 2            |
| WTR YAK JNU KTN     | 2         | 2         | 1         | 1         | 3            |
| WTR YAK JNU KTN YPR | 3         | 3         | 4         | 4         | 7            |
| YPR KTN JNU YAK WTR | 4         | 4         | 5         | 5         | 9            |
| <b>GRAND TOTAL</b>  | <b>10</b> | <b>10</b> | <b>11</b> | <b>11</b> | <b>21</b>    |

| PORT CODES                |                         |                    |                        |                        |                      |                           |  |  |  |  |  |
|---------------------------|-------------------------|--------------------|------------------------|------------------------|----------------------|---------------------------|--|--|--|--|--|
| <b>ANG-</b> Angoon        | <b>CHB-</b> Chenega Bay | <b>HNS-</b> Haines | <b>KAE-</b> Kake       | <b>PEL-</b> Pelican    | <b>SIT-</b> Sitka    | <b>WRG-</b> Wrangell      |  |  |  |  |  |
| <b>BTC-</b> Bartlett Cove | <b>CHG-</b> Chignik     | <b>HOL-</b> Hollis | <b>KOD-</b> Kodiak     | <b>PSG-</b> Petersburg | <b>TAT-</b> Tatitlek | <b>WTR-</b> Whittier      |  |  |  |  |  |
| <b>BEL-</b> Bellingham    | <b>EXC-</b> Excursion   | <b>HOM-</b> Homer  | <b>KTN-</b> Ketchikan  | <b>SDP-</b> Sand Point | <b>TKE-</b> Tenakee  | <b>YAK-</b> Yakutat       |  |  |  |  |  |
| <b>CBY-</b> Cold Bay      | <b>FPS-</b> False Pass  | <b>HTL-</b> Hotel  | <b>MET-</b> Metlakatla | <b>SDV-</b> Seldovia   | <b>UNA-</b> Unalaska | <b>YPR-</b> Prince Rupert |  |  |  |  |  |
| <b>CDV-</b> Cordova       | <b>HNH-</b> Hoonah      | <b>JNU-</b> Juneau | <b>ORI-</b> Port Loins | <b>SGY-</b> Skagway    | <b>VDZ-</b> Valdez   |                           |  |  |  |  |  |

### Southeast City Pairs

| DEPARTED      | ARRIVED    | ANGOON    | BELLINGHAM | HAINES     | HOONAH      | JUNEAU     | KAKE       | KETCHIKAN  | METLAKATLA | PELICAN    | PETERSBURG | PRINCE RUPERT | SITKA      | SKAGWAY    | TENAKEE    | WRANGELL  | YAKUTAT     | TOTAL |
|---------------|------------|-----------|------------|------------|-------------|------------|------------|------------|------------|------------|------------|---------------|------------|------------|------------|-----------|-------------|-------|
| ANGOON        | -          | -         | -          | -          | 4           | 91         | -          | -          | -          | -          | -          | -             | -          | -          | 14         | -         | -           | 109   |
| BELLINGHAM    | -          | -         | -          | -          | -           | -          | -          | 52         | -          | -          | -          | -             | -          | -          | -          | -         | -           | 52    |
| HAINES        | -          | -         | -          | -          | -           | 339        | -          | -          | -          | -          | -          | -             | -          | 280        | -          | -         | -           | 619   |
| HOONAH        | 6          | -         | -          | -          | -           | 175        | 29         | -          | -          | -          | 1          | -             | 1          | -          | 59         | -         | -           | 271   |
| JUNEAU        | 91         | -         | 354        | 182        | -           | -          | 52         | 11         | -          | 18         | 53         | -             | 246        | 38         | 29         | -         | 11          | 1085  |
| KAKE          | -          | -         | -          | -          | 2           | 29         | -          | -          | -          | -          | 104        | -             | 48         | -          | -          | -         | -           | 183   |
| KETCHIKAN     | -          | 52        | -          | -          | -           | 11         | -          | -          | 522        | -          | 1          | 153           | -          | -          | -          | 193       | -           | 932   |
| METLAKATLA    | -          | -         | -          | -          | -           | -          | -          | -          | -          | 522        | -          | -             | -          | -          | -          | -         | -           | 522   |
| PELICAN       | -          | -         | -          | -          | -           | 18         | -          | -          | -          | -          | -          | -             | -          | -          | -          | -         | -           | 18    |
| PETERSBURG    | -          | -         | -          | -          | -           | 142        | 79         | 1          | -          | -          | -          | -             | 4          | -          | -          | 194       | -           | 420   |
| PRINCE RUPERT | -          | -         | -          | -          | -           | -          | -          | 153        | -          | -          | -          | -             | -          | -          | -          | -         | -           | 153   |
| SITKA         | -          | -         | -          | -          | 23          | 185        | 23         | -          | -          | -          | 68         | -             | -          | -          | -          | -         | -           | 299   |
| SKAGWAY       | -          | -         | 265        | -          | -           | 55         | -          | -          | -          | -          | -          | -             | -          | -          | -          | -         | -           | 320   |
| TENAKEE       | 13         | -         | -          | -          | 59          | 30         | -          | -          | -          | -          | -          | -             | -          | -          | -          | -         | -           | 102   |
| WRANGELL      | -          | -         | -          | -          | -           | -          | -          | 194        | -          | -          | 193        | -             | -          | -          | -          | -         | -           | 387   |
| YAKUTAT       | -          | -         | -          | -          | -           | 10         | -          | -          | -          | -          | -          | -             | -          | -          | -          | -         | -           | 10    |
| <b>TOTAL</b>  | <b>110</b> | <b>52</b> | <b>619</b> | <b>270</b> | <b>1085</b> | <b>183</b> | <b>933</b> | <b>522</b> | <b>18</b>  | <b>420</b> | <b>153</b> | <b>299</b>    | <b>318</b> | <b>102</b> | <b>387</b> | <b>11</b> | <b>5482</b> |       |

### Southwest City Pairs

| DEPARTED     | ARRIVED   | AKUTAN    | CHENEGA BAY | CHIGNIK   | COLD BAY   | CORDOVA  | DUTCH HARBOR | FALSE PASS | HOMER     | KING COVE  | KODIAK     | PORT LIONS | SAND POINT | SELDOVIA  | TATITLEK   | VALDEZ     | WHITTIER    | TOTAL |
|--------------|-----------|-----------|-------------|-----------|------------|----------|--------------|------------|-----------|------------|------------|------------|------------|-----------|------------|------------|-------------|-------|
| AKUTAN       | -         | -         | -           | -         | -          | -        | 6            | 6          | -         | -          | -          | -          | -          | -         | -          | -          | -           | 12    |
| CHENEGA BAY  | -         | -         | -           | -         | -          | 2        | -            | -          | -         | -          | 9          | 8          | -          | -         | -          | -          | 17          | 36    |
| CHIGNIK      | -         | -         | -           | -         | -          | -        | -            | -          | -         | -          | 6          | -          | 6          | -         | -          | -          | -           | 12    |
| COLD BAY     | -         | -         | -           | -         | -          | -        | -            | 6          | -         | 6          | -          | -          | -          | -         | -          | -          | -           | 12    |
| CORDOVA      | -         | 2         | -           | -         | -          | -        | -            | -          | -         | -          | -          | -          | -          | -         | 28         | 95         | 163         | 288   |
| DUTCH HARBOR | 6         | -         | -           | -         | -          | -        | -            | -          | -         | -          | -          | -          | -          | -         | -          | -          | -           | 6     |
| FALSE PASS   | 6         | -         | -           | -         | 6          | -        | -            | -          | -         | -          | -          | -          | -          | -         | -          | -          | -           | 12    |
| HOMER        | -         | -         | -           | -         | -          | -        | -            | -          | -         | -          | 85         | 62         | -          | 107       | -          | -          | -           | 254   |
| KING COVE    | -         | -         | -           | -         | 6          | -        | -            | -          | -         | -          | -          | -          | 6          | -         | -          | -          | -           | 12    |
| KODIAK       | -         | 15        | 6           | -         | -          | -        | -            | -          | 85        | -          | -          | 63         | -          | -         | -          | -          | 2           | 171   |
| PORT LIONS   | -         | -         | -           | -         | -          | -        | -            | -          | 63        | -          | 70         | -          | -          | -         | -          | -          | -           | 133   |
| SAND POINT   | -         | -         | -           | 6         | -          | -        | -            | -          | -         | 6          | -          | -          | -          | -         | -          | -          | -           | 12    |
| SELDOVIA     | -         | -         | -           | -         | -          | -        | -            | -          | 108       | -          | -          | -          | -          | -         | -          | -          | -           | 108   |
| TATITLEK     | -         | -         | -           | -         | -          | 27       | -            | -          | -         | -          | -          | -          | -          | -         | -          | 28         | -           | 55    |
| VALDEZ       | -         | -         | -           | -         | -          | 101      | -            | -          | -         | -          | -          | -          | -          | -         | 27         | -          | 163         | 291   |
| WHITTIER     | -         | 19        | -           | -         | -          | 158      | -            | -          | -         | -          | 1          | -          | -          | -         | -          | 168        | -           | 346   |
| <b>TOTAL</b> | <b>12</b> | <b>36</b> | <b>12</b>   | <b>12</b> | <b>288</b> | <b>6</b> | <b>12</b>    | <b>256</b> | <b>12</b> | <b>171</b> | <b>133</b> | <b>12</b>  | <b>107</b> | <b>55</b> | <b>291</b> | <b>345</b> | <b>1760</b> |       |



# *Monthly Port Traffic*

---

Alaska Marine Highway System, Annual Traffic Volume Report • 2008

The data in the traffic tables is generated by the AMHS Reservations Management System (RMSIII) through a standard reporting process. Following is a brief explanation of the terms used, and a description of the reports.

A “passenger” is any individual who got on or off the vessel, including drivers, infants, partial-fare travelers, and anyone traveling on a pass.

A “vehicle” is any passenger or cargo conveyance transported on the vessel, including construction equipment, container vans, motorcycles, unaccompanied cars shipped by dealers, and employee cars traveling on a space available basis. The vehicle count is not related to size; i.e. a 40-foot van is counted as one vehicle as is a 15-foot compact car.

The count of passengers, vehicles and cabins is derived from reservation information for specific vessels. A traveler who must transfer vessels to reach a destination or who is traveling on vacation and stopping to visit several communities is counted more than once. For example, a traveler from Pelican to Bellingham will show up in the passenger count as one who embarked at Pelican and disembarked at Juneau. This person will also be counted as one who embarked at Juneau and disembarked at Bellingham.

These tables provide the monthly total of embarking and disembarking passengers and vehicles by port. This summary gives an overview of seasonal travel trends, and allows the reader to easily identify the busiest and slowest ports and travel months. Information is provided for the total system by geographic area and by vessel.

Note that the quantity of passengers and vehicles embarking and disembarking in the regional charts presented on pages 40-44 do not match due to the fact that the M/V Kennicott loads and off loads passengers and vehicles in both the Southeast and Southwest regions. For example, when a passenger embarks on the Kennicott in Ketchikan (Southeast) and disembarks at Whittier (Southwest), the actions are recorded and reported in the appropriate region.

## Southeast Passengers

| PORT                           | JAN           | FEB           | MAR           | APR           | MAY           | JUN           | JUL           | AUG           | SEP           | OCT           | NOV           | DEC           | TOTAL          |
|--------------------------------|---------------|---------------|---------------|---------------|---------------|---------------|---------------|---------------|---------------|---------------|---------------|---------------|----------------|
| <b>Embarking Passengers</b>    |               |               |               |               |               |               |               |               |               |               |               |               |                |
| ANGOON                         | 302           | 234           | 386           | 156           | 301           | 357           | 328           | 386           | 283           | 402           | 554           | 471           | 4,160          |
| BELLINGHAM                     | 688           | 822           | 783           | 771           | 1,268         | 1,725         | 1,617         | 1,962         | 774           | 972           | 680           | 672           | 12,734         |
| HAINES                         | 1,497         | 1,363         | 1,934         | 1,670         | 2,596         | 4,471         | 6,690         | 5,884         | 3,242         | 1,977         | 2,112         | 1,510         | 34,946         |
| HOONAH                         | 418           | 428           | 594           | 409           | 404           | 708           | 586           | 630           | 566           | 583           | 573           | 657           | 6,556          |
| JUNEAU                         | 3,114         | 3,434         | 5,147         | 3,928         | 6,976         | 11,100        | 13,279        | 12,350        | 7,580         | 4,773         | 5,167         | 4,794         | 81,642         |
| KAKE                           | 126           | 218           | 277           | 70            | 156           | 251           | 244           | 222           | 223           | 224           | 288           | 211           | 2,510          |
| KETCHIKAN                      | 2,120         | 2,188         | 2,771         | 2,392         | 3,035         | 3,461         | 4,365         | 4,236         | 3,775         | 2,926         | 2,770         | 2,926         | 36,965         |
| METLAKATLA                     | 1,222         | 1,136         | 1,381         | 948           | 1,352         | 1,067         | 955           | 1,408         | 1,457         | 1,481         | 1,563         | 1,685         | 15,655         |
| PELICAN                        | 14            | 27            | 9             | 19            | 204           | 123           | 234           | 197           | 112           | 24            | 27            | 29            | 1,019          |
| PETERSBURG                     | 544           | 630           | 528           | 346           | 704           | 1,190         | 1,371         | 1,602         | 950           | 542           | 829           | 659           | 9,895          |
| PRINCE RUPERT                  | 183           | 292           | 390           | 624           | 1,281         | 2,234         | 2,604         | 1,837         | 715           | 284           | 228           | 252           | 10,924         |
| SITKA                          | 435           | 717           | 857           | 789           | 1,654         | 2,540         | 2,773         | 3,009         | 1,805         | 927           | 1,081         | 902           | 17,489         |
| SKAGWAY                        | 685           | 672           | 1,111         | 864           | 1,796         | 3,728         | 5,129         | 4,633         | 2,907         | 1,154         | 869           | 865           | 24,413         |
| TENAKEE                        | 76            | 51            | 96            | 120           | 113           | 142           | 249           | 213           | 128           | 112           | 214           | 139           | 1,653          |
| WRANGELL                       | 401           | 518           | 401           | 415           | 457           | 811           | 1,215         | 1,186         | 646           | 406           | 511           | 709           | 7,676          |
| YAKUTAT                        | -             | -             | -             | 6             | 5             | 9             | 22            | 13            | 3             | -             | 21            | 19            | 98             |
| <b>GRAND TOTAL</b>             | <b>11,825</b> | <b>12,730</b> | <b>16,665</b> | <b>13,527</b> | <b>22,302</b> | <b>33,917</b> | <b>41,661</b> | <b>39,768</b> | <b>25,166</b> | <b>16,787</b> | <b>17,487</b> | <b>16,500</b> | <b>268,335</b> |
| <b>Disembarking Passengers</b> |               |               |               |               |               |               |               |               |               |               |               |               |                |
| ANGOON                         | 302           | 234           | 386           | 156           | 301           | 357           | 328           | 386           | 283           | 402           | 554           | 471           | 4,160          |
| BELLINGHAM                     | 688           | 822           | 783           | 771           | 1,268         | 1,725         | 1,617         | 1,962         | 774           | 972           | 680           | 672           | 12,734         |
| HAINES                         | 1,497         | 1,363         | 1,934         | 1,670         | 2,596         | 4,471         | 6,690         | 5,884         | 3,242         | 1,977         | 2,112         | 1,510         | 34,946         |
| HOONAH                         | 418           | 428           | 594           | 409           | 404           | 708           | 586           | 630           | 566           | 583           | 573           | 657           | 6,556          |
| JUNEAU                         | 3,114         | 3,434         | 5,147         | 3,891         | 6,934         | 10,942        | 13,130        | 12,252        | 7,480         | 4,773         | 5,022         | 4,586         | 80,705         |
| KAKE                           | 126           | 218           | 277           | 70            | 156           | 251           | 244           | 222           | 223           | 224           | 288           | 211           | 2,510          |
| KETCHIKAN                      | 2,120         | 2,188         | 2,771         | 2,389         | 2,939         | 3,453         | 4,348         | 4,225         | 3,759         | 2,926         | 2,749         | 2,889         | 36,756         |
| METLAKATLA                     | 1,222         | 1,136         | 1,381         | 948           | 1,352         | 1,067         | 955           | 1,408         | 1,457         | 1,481         | 1,563         | 1,685         | 15,655         |
| PELICAN                        | 14            | 27            | 9             | 19            | 204           | 123           | 234           | 197           | 112           | 24            | 27            | 29            | 1,019          |
| PETERSBURG                     | 544           | 630           | 528           | 346           | 704           | 1,190         | 1,371         | 1,602         | 950           | 542           | 829           | 659           | 9,895          |
| PRINCE RUPERT                  | 183           | 292           | 390           | 624           | 1,281         | 2,197         | 2,560         | 1,812         | 711           | 284           | 224           | 241           | 10,799         |
| SITKA                          | 435           | 717           | 857           | 789           | 1,654         | 2,540         | 2,773         | 3,009         | 1,805         | 927           | 1,081         | 902           | 17,489         |
| SKAGWAY                        | 685           | 672           | 1,111         | 864           | 1,796         | 3,728         | 5,129         | 4,633         | 2,907         | 1,154         | 869           | 865           | 24,413         |
| TENAKEE                        | 76            | 51            | 96            | 120           | 113           | 142           | 249           | 213           | 128           | 112           | 214           | 139           | 1,653          |
| WHITTIER                       | -             | -             | -             | 43            | -             | 166           | 386           | 135           | 116           | -             | 134           | 115           | 1,095          |
| WRANGELL                       | 401           | 518           | 401           | 415           | 457           | 811           | 1,215         | 1,186         | 646           | 406           | 511           | 709           | 7,676          |
| YAKUTAT                        | -             | -             | -             | -             | -             | 9             | 20            | 12            | 3             | -             | 17            | 10            | 71             |
| <b>GRAND TOTAL</b>             | <b>11,825</b> | <b>12,730</b> | <b>16,665</b> | <b>13,524</b> | <b>22,159</b> | <b>33,880</b> | <b>41,835</b> | <b>39,768</b> | <b>25,162</b> | <b>16,787</b> | <b>17,447</b> | <b>16,350</b> | <b>268,132</b> |

Please see page 37 for an interpretation of the information on this page.

## Southeast Vehicles

| PORT                         | JAN          | FEB          | MAR          | APR          | MAY          | JUN          | JUL           | AUG           | SEP          | OCT          | NOV          | DEC          | TOTAL         |
|------------------------------|--------------|--------------|--------------|--------------|--------------|--------------|---------------|---------------|--------------|--------------|--------------|--------------|---------------|
| <b>Embarking Vehicles</b>    |              |              |              |              |              |              |               |               |              |              |              |              |               |
| ANGOON                       | 54           | 34           | 72           | 39           | 77           | 79           | 88            | 107           | 63           | 92           | 111          | 77           | 893           |
| BELLINGHAM                   | 352          | 431          | 390          | 381          | 510          | 530          | 458           | 563           | 308          | 441          | 368          | 334          | 5,066         |
| HAINES                       | 528          | 440          | 691          | 675          | 1,021        | 1,691        | 2,311         | 2,074         | 1,260        | 781          | 771          | 535          | 12,778        |
| HOONAH                       | 120          | 121          | 165          | 132          | 134          | 199          | 157           | 198           | 214          | 235          | 234          | 221          | 2,130         |
| JUNEAU                       | 950          | 963          | 1,497        | 1,394        | 2,095        | 2,799        | 3,157         | 3,108         | 2,326        | 1,616        | 1,707        | 1,567        | 23,179        |
| KAKE                         | 18           | 27           | 51           | 39           | 39           | 68           | 49            | 41            | 60           | 55           | 57           | 42           | 546           |
| KETCHIKAN                    | 683          | 640          | 875          | 713          | 1,076        | 1,058        | 1,189         | 1,348         | 1,272        | 998          | 950          | 885          | 11,687        |
| METLAKATLA                   | 421          | 359          | 471          | 374          | 492          | 410          | 341           | 480           | 477          | 529          | 520          | 534          | 5,408         |
| PELICAN                      | 2            | 4            | 2            | 10           | 15           | 9            | 10            | 9             | 14           | 4            | 4            | 5            | 88            |
| PETERSBURG                   | 124          | 136          | 172          | 111          | 193          | 284          | 291           | 360           | 279          | 160          | 208          | 157          | 2,475         |
| PRINCE RUPERT                | 89           | 95           | 192          | 334          | 539          | 822          | 764           | 519           | 264          | 145          | 107          | 113          | 3,983         |
| SITKA                        | 164          | 210          | 293          | 297          | 448          | 631          | 606           | 688           | 496          | 307          | 359          | 290          | 4,789         |
| SKAGWAY                      | 168          | 202          | 344          | 323          | 602          | 1,168        | 1,475         | 1,113         | 758          | 329          | 303          | 282          | 7,067         |
| TENAKEE                      | 3            | -            | 5            | 2            | -            | 4            | 2             | 1             | 3            | 2            | 9            | 7            | 38            |
| WRANGELL                     | 95           | 90           | 128          | 100          | 104          | 214          | 241           | 207           | 203          | 143          | 161          | 136          | 1,822         |
| YAKUTAT                      | -            | -            | -            | 8            | 7            | 8            | 15            | 13            | 8            | -            | 18           | 14           | 91            |
| <b>GRAND TOTAL</b>           | <b>3,771</b> | <b>3,752</b> | <b>5,348</b> | <b>4,932</b> | <b>7,352</b> | <b>9,974</b> | <b>11,154</b> | <b>10,829</b> | <b>8,005</b> | <b>5,837</b> | <b>5,887</b> | <b>5,199</b> | <b>82,040</b> |
| <b>Disembarking Vehicles</b> |              |              |              |              |              |              |               |               |              |              |              |              |               |
| ANGOON                       | 54           | 34           | 72           | 39           | 77           | 79           | 88            | 107           | 63           | 92           | 111          | 77           | 893           |
| BELLINGHAM                   | 352          | 431          | 390          | 381          | 510          | 530          | 458           | 563           | 308          | 441          | 368          | 334          | 5,066         |
| HAINES                       | 528          | 440          | 691          | 675          | 1,021        | 1,691        | 2,311         | 2,074         | 1,260        | 781          | 771          | 535          | 12,778        |
| HOONAH                       | 120          | 121          | 165          | 132          | 134          | 199          | 157           | 198           | 214          | 235          | 234          | 221          | 2,130         |
| JUNEAU                       | 950          | 963          | 1,497        | 1,347        | 2,078        | 2,753        | 3,114         | 3,075         | 2,278        | 1,616        | 1,612        | 1,417        | 22,700        |
| KAKE                         | 18           | 27           | 51           | 39           | 39           | 68           | 49            | 41            | 60           | 55           | 57           | 42           | 546           |
| KETCHIKAN                    | 683          | 640          | 875          | 711          | 1,038        | 1,056        | 1,185         | 1,342         | 1,263        | 998          | 931          | 866          | 11,588        |
| METLAKATLA                   | 421          | 359          | 471          | 374          | 492          | 410          | 341           | 480           | 477          | 529          | 520          | 534          | 5,408         |
| PELICAN                      | 2            | 4            | 2            | 10           | 15           | 9            | 10            | 9             | 14           | 4            | 4            | 5            | 88            |
| PETERSBURG                   | 124          | 136          | 172          | 111          | 193          | 284          | 291           | 360           | 279          | 160          | 208          | 157          | 2,475         |
| PRINCE RUPERT                | 89           | 95           | 192          | 334          | 539          | 813          | 749           | 511           | 261          | 145          | 106          | 107          | 3,941         |
| SITKA                        | 164          | 210          | 293          | 297          | 448          | 631          | 606           | 688           | 496          | 307          | 359          | 290          | 4,789         |
| SKAGWAY                      | 168          | 202          | 344          | 323          | 602          | 1,168        | 1,475         | 1,113         | 758          | 329          | 303          | 282          | 7,067         |
| TENAKEE                      | 3            | -            | 5            | 2            | -            | 4            | 2             | 1             | 3            | 2            | 9            | 7            | 38            |
| WHITTIER                     | -            | -            | -            | 55           | -            | 64           | 148           | 48            | 49           | -            | 115          | 82           | 561           |
| WRANGELL                     | 95           | 90           | 128          | 100          | 104          | 214          | 241           | 207           | 203          | 143          | 161          | 136          | 1,822         |
| YAKUTAT                      | -            | -            | -            | 1            | -            | 7            | 9             | 5             | 5            | -            | 12           | 8            | 47            |
| <b>GRAND TOTAL</b>           | <b>3,771</b> | <b>3,752</b> | <b>5,348</b> | <b>4,931</b> | <b>7,290</b> | <b>9,980</b> | <b>11,234</b> | <b>10,822</b> | <b>7,991</b> | <b>5,837</b> | <b>5,881</b> | <b>5,100</b> | <b>81,937</b> |

Please see page 37 for an interpretation of the information on this page.

## Southwest Passengers

| PORT                           | JAN          | FEB          | MAR          | APR          | MAY          | JUN           | JUL           | AUG           | SEP          | OCT          | NOV          | DEC          | TOTAL         |
|--------------------------------|--------------|--------------|--------------|--------------|--------------|---------------|---------------|---------------|--------------|--------------|--------------|--------------|---------------|
| <b>Embarking Passengers</b>    |              |              |              |              |              |               |               |               |              |              |              |              |               |
| AKUTAN                         | -            | -            | -            | -            | 59           | 39            | 41            | 47            | -            | 31           | -            | -            | 217           |
| CHENEGA BAY                    | 6            | 4            | 1            | -            | 1            | 2             | 27            | 17            | -            | 4            | 27           | 15           | 104           |
| CHIGNIK                        | -            | -            | -            | -            | 29           | 26            | 32            | 61            | -            | 38           | -            | -            | 186           |
| COLD BAY                       | -            | -            | -            | -            | 20           | 3             | 10            | 12            | -            | 38           | -            | -            | 83            |
| CORDOVA                        | 207          | 387          | 371          | 280          | 1,251        | 1,768         | 2,348         | 2,122         | 1,821        | 836          | 670          | 524          | 12,585        |
| DUTCH HARBOR                   | -            | -            | -            | -            | 99           | 56            | 67            | 73            | -            | 44           | -            | -            | 339           |
| FALSE PASS                     | -            | -            | -            | -            | 4            | 6             | 8             | 3             | -            | 2            | -            | -            | 23            |
| HOMER                          | 319          | 369          | 324          | 367          | 1,511        | 1,763         | 2,198         | 1,930         | 1,691        | 1,040        | 577          | 428          | 12,517        |
| KING COVE                      | -            | -            | -            | -            | 65           | 37            | 38            | 67            | -            | 84           | -            | -            | 291           |
| KODIAK                         | 255          | 388          | 367          | 306          | 935          | 1,151         | 1,301         | 1,652         | 1,350        | 856          | 551          | 256          | 9,368         |
| PORT LIONS                     | 134          | 117          | 163          | 60           | 150          | 105           | 129           | 142           | 124          | 195          | 86           | -            | 1,405         |
| SAND POINT                     | -            | -            | -            | -            | 44           | 30            | 36            | 59            | -            | 61           | -            | -            | 230           |
| SELDOVIA                       | 152          | 68           | 106          | 79           | 309          | 487           | 653           | 450           | 523          | 213          | 118          | 149          | 3,307         |
| TATITLEK                       | 2            | 4            | 3            | -            | -            | 10            | 6             | 7             | -            | 3            | 38           | 3            | 76            |
| VALDEZ                         | 68           | 324          | 150          | 122          | 908          | 2,454         | 4,096         | 3,633         | 1,000        | 223          | 212          | 136          | 13,326        |
| WHITTIER                       | 190          | 164          | 385          | 400          | 1,624        | 3,112         | 4,457         | 3,669         | 1,800        | 842          | 723          | 654          | 18,020        |
| <b>GRAND TOTAL</b>             | <b>1,333</b> | <b>1,825</b> | <b>1,870</b> | <b>1,614</b> | <b>7,009</b> | <b>11,049</b> | <b>15,447</b> | <b>13,944</b> | <b>8,309</b> | <b>4,510</b> | <b>3,002</b> | <b>2,165</b> | <b>72,077</b> |
| <b>Disembarking Passengers</b> |              |              |              |              |              |               |               |               |              |              |              |              |               |
| AKUTAN                         | -            | -            | -            | -            | 58           | 36            | 31            | 33            | -            | 34           | -            | -            | 192           |
| CHENEGA BAY                    | 1            | 2            | -            | 5            | -            | 15            | 31            | 18            | -            | 6            | 32           | 1            | 111           |
| CHIGNIK                        | -            | -            | -            | -            | 92           | 17            | 18            | 18            | -            | 6            | -            | -            | 151           |
| COLD BAY                       | -            | -            | -            | -            | 21           | 5             | 17            | 19            | -            | 44           | -            | -            | 106           |
| CORDOVA                        | 233          | 446          | 418          | 364          | 1,554        | 1,818         | 2,272         | 2,112         | 1,493        | 878          | 653          | 560          | 12,801        |
| DUTCH HARBOR                   | -            | -            | -            | -            | 108          | 79            | 123           | 115           | -            | 41           | -            | -            | 466           |
| FALSE PASS                     | -            | -            | -            | -            | 3            | 1             | 13            | 1             | -            | 5            | -            | -            | 23            |
| HOMER                          | 284          | 350          | 327          | 290          | 1,199        | 1,565         | 1,745         | 2,092         | 1,799        | 983          | 578          | 371          | 11,583        |
| KING COVE                      | -            | -            | -            | -            | 61           | 32            | 38            | 56            | -            | 87           | -            | -            | 274           |
| KODIAK                         | 351          | 344          | 413          | 355          | 1,097        | 1,307         | 1,630         | 1,540         | 1,311        | 937          | 554          | 306          | 10,145        |
| PORT LIONS                     | 123          | 127          | 148          | 86           | 127          | 102           | 131           | 138           | 152          | 220          | 76           | -            | 1,430         |
| SAND POINT                     | -            | -            | -            | -            | 65           | 40            | 29            | 44            | -            | 55           | -            | -            | 233           |
| SELDOVIA                       | 84           | 120          | 108          | 130          | 448          | 556           | 626           | 425           | 426          | 190          | 117          | 168          | 3,398         |
| TATITLEK                       | 8            | 9            | 1            | -            | -            | 11            | 4             | 7             | -            | 9            | 41           | 12           | 102           |
| VALDEZ                         | 72           | 286          | 176          | 89           | 684          | 1,910         | 2,994         | 2,488         | 873          | 243          | 158          | 110          | 10,083        |
| WHITTIER                       | 177          | 141          | 279          | 298          | 1,635        | 3,592         | 5,485         | 4,838         | 2,259        | 772          | 833          | 787          | 21,096        |
| <b>GRAND TOTAL</b>             | <b>1,333</b> | <b>1,825</b> | <b>1,870</b> | <b>1,617</b> | <b>7,152</b> | <b>11,086</b> | <b>15,187</b> | <b>13,944</b> | <b>8,313</b> | <b>4,510</b> | <b>3,042</b> | <b>2,315</b> | <b>72,194</b> |

Please see page 37 for an interpretation of the information on this page.

## Southwest Vehicles

| PORT                         | JAN        | FEB        | MAR        | APR          | MAY          | JUN          | JUL          | AUG          | SEP          | OCT          | NOV          | DEC          | TOTAL         |
|------------------------------|------------|------------|------------|--------------|--------------|--------------|--------------|--------------|--------------|--------------|--------------|--------------|---------------|
| <b>Embarking Vehicles</b>    |            |            |            |              |              |              |              |              |              |              |              |              |               |
| AKUTAN                       | -          | -          | -          | -            | 1            | -            | -            | -            | -            | -            | -            | -            | 1             |
| CHENEGA BAY                  | 3          | 1          | -          | 1            | -            | 2            | 11           | 18           | -            | 6            | 15           | 3            | 60            |
| CHIGNIK                      | -          | -          | -          | -            | 1            | 4            | 6            | 4            | -            | 11           | -            | -            | 26            |
| COLD BAY                     | -          | -          | -          | -            | 13           | 4            | 4            | 5            | -            | 31           | -            | -            | 57            |
| CORDOVA                      | 107        | 116        | 175        | 140          | 538          | 715          | 825          | 755          | 719          | 375          | 301          | 243          | 5,009         |
| DUTCH HARBOR                 | -          | -          | -          | -            | 18           | 10           | 3            | 4            | -            | 8            | -            | -            | 43            |
| FALSE PASS                   | -          | -          | -          | -            | 1            | 1            | 5            | 2            | -            | 1            | -            | -            | 10            |
| HOMER                        | 156        | 110        | 177        | 238          | 699          | 711          | 742          | 656          | 638          | 532          | 273          | 213          | 5,145         |
| KING COVE                    | -          | -          | -          | -            | 26           | 4            | 4            | 22           | -            | 27           | -            | -            | 83            |
| KODIAK                       | 130        | 125        | 167        | 202          | 377          | 433          | 450          | 526          | 425          | 347          | 256          | 122          | 3,560         |
| PORT LIONS                   | 47         | 47         | 58         | 39           | 55           | 43           | 52           | 49           | 69           | 88           | 51           | -            | 598           |
| SAND POINT                   | -          | -          | -          | -            | 18           | 9            | 12           | 13           | -            | 12           | -            | -            | 64            |
| SELDOVIA                     | 54         | 30         | 50         | 47           | 158          | 194          | 215          | 194          | 211          | 117          | 93           | 73           | 1,436         |
| TATITLEK                     | 1          | -          | 1          | -            | -            | 3            | 5            | 2            | -            | 2            | 4            | 2            | 20            |
| VALDEZ                       | 11         | 54         | 59         | 54           | 373          | 796          | 1,235        | 1,094        | 342          | 77           | 63           | 50           | 4,208         |
| WHITTIER                     | 156        | 114        | 231        | 378          | 731          | 1,097        | 1,502        | 1,285        | 762          | 363          | 481          | 379          | 7,479         |
| <b>GRAND TOTAL</b>           | <b>665</b> | <b>597</b> | <b>918</b> | <b>1,099</b> | <b>3,009</b> | <b>4,026</b> | <b>5,071</b> | <b>4,629</b> | <b>3,166</b> | <b>1,997</b> | <b>1,537</b> | <b>1,085</b> | <b>27,799</b> |
| <b>Disembarking Vehicles</b> |            |            |            |              |              |              |              |              |              |              |              |              |               |
| AKUTAN                       | -          | -          | -          | -            | 1            | -            | -            | -            | -            | -            | -            | -            | 1             |
| CHENEGA BAY                  | 2          | 2          | 1          | 3            | 4            | 8            | 13           | 7            | -            | 5            | 13           | 1            | 59            |
| CHIGNIK                      | -          | -          | -          | -            | 21           | 3            | 2            | 4            | -            | 1            | -            | -            | 31            |
| COLD BAY                     | -          | -          | -          | -            | 9            | 7            | 8            | 14           | -            | 15           | -            | -            | 53            |
| CORDOVA                      | 121        | 131        | 234        | 234          | 713          | 661          | 762          | 756          | 619          | 369          | 318          | 282          | 5,200         |
| DUTCH HARBOR                 | -          | -          | -          | -            | 3            | 9            | 9            | 4            | -            | 1            | -            | -            | 26            |
| FALSE PASS                   | -          | -          | -          | -            | 2            | 1            | 5            | -            | -            | 2            | -            | -            | 10            |
| HOMER                        | 113        | 99         | 159        | 203          | 525          | 565          | 607          | 699          | 618          | 461          | 295          | 174          | 4,518         |
| JUNEAU                       | -          | -          | -          | -            | 32           | 9            | 12           | 17           | -            | 47           | -            | -            | 117           |
| KETCHIKAN                    | 199        | 133        | 194        | 282          | 485          | 544          | 581          | 515          | 479          | 400          | 276          | 158          | 4,246         |
| KING COVE                    | 45         | 51         | 55         | 33           | 63           | 53           | 45           | 47           | 61           | 114          | 48           | -            | 615           |
| KODIAK                       | -          | -          | -          | -            | 35           | 14           | 11           | 10           | -            | 17           | -            | -            | 87            |
| PORT LIONS                   | 39         | 28         | 52         | 88           | 232          | 220          | 203          | 171          | 185          | 116          | 82           | 86           | 1,502         |
| PRINCE RUPERT                | 1          | 2          | 1          | -            | -            | 7            | 2            | 2            | -            | 3            | 5            | 2            | 25            |
| SAND POINT                   | 14         | 50         | 40         | 42           | 250          | 621          | 933          | 803          | 324          | 77           | 60           | 38           | 3,252         |
| SELDOVIA                     | 131        | 101        | 182        | 215          | 696          | 1,298        | 1,798        | 1,587        | 894          | 369          | 446          | 443          | 8,160         |
| <b>GRAND TOTAL</b>           | <b>665</b> | <b>597</b> | <b>918</b> | <b>1,100</b> | <b>3,071</b> | <b>4,020</b> | <b>4,991</b> | <b>4,636</b> | <b>3,180</b> | <b>1,997</b> | <b>1,543</b> | <b>1,184</b> | <b>27,902</b> |

Please see page 37 for an interpretation of the information on this page.

## Aurora Passengers

| PORT                             | JAN      | FEB      | MAR      | APR      | MAY      | JUN          | JUL          | AUG          | SEP          | OCT          | NOV          | DEC          | TOTAL         |
|----------------------------------|----------|----------|----------|----------|----------|--------------|--------------|--------------|--------------|--------------|--------------|--------------|---------------|
| <b>Embararking Passengers</b>    |          |          |          |          |          |              |              |              |              |              |              |              |               |
| ANGOON                           | -        | -        | -        | -        | -        | -            | -            | 47           | 282          | 1            | -            | -            | 330           |
| CHENEGA BAY                      | -        | -        | -        | -        | -        | -            | -            | -            | -            | 4            | 27           | -            | 31            |
| CORDOVA                          | -        | -        | -        | -        | -        | 17           | 109          | 47           | -            | 836          | 670          | 524          | 2,203         |
| HOONAH                           | -        | -        | -        | -        | -        | -            | -            | 117          | 473          | 2            | -            | -            | 592           |
| JUNEAU                           | -        | -        | -        | -        | -        | -            | -            | 221          | 912          | 2            | -            | -            | 1,135         |
| PELICAN                          | -        | -        | -        | -        | -        | -            | -            | -            | 78           | -            | -            | -            | 78            |
| TATITLEK                         | -        | -        | -        | -        | -        | 10           | 6            | 7            | -            | 3            | 38           | 3            | 67            |
| TENAKEE                          | -        | -        | -        | -        | -        | -            | -            | 52           | 102          | 2            | 1            | -            | 157           |
| VALDEZ                           | -        | -        | -        | -        | -        | 1,219        | 2,292        | 1,898        | -            | 223          | 212          | 136          | 5,980         |
| WHITTIER                         | -        | -        | -        | -        | -        | 678          | 1,530        | 1,074        | -            | 840          | 558          | 490          | 5,170         |
| <b>GRAND TOTAL</b>               | <b>-</b> | <b>-</b> | <b>-</b> | <b>-</b> | <b>-</b> | <b>1,924</b> | <b>3,937</b> | <b>3,463</b> | <b>1,847</b> | <b>1,913</b> | <b>1,506</b> | <b>1,153</b> | <b>15,743</b> |
| <b>Disembararking Passengers</b> |          |          |          |          |          |              |              |              |              |              |              |              |               |
| ANGOON                           | -        | -        | -        | -        | -        | -            | -            | 76           | 260          | 2            | -            | -            | 338           |
| CHENEGA BAY                      | -        | -        | -        | -        | -        | -            | -            | -            | -            | 6            | 32           | -            | 38            |
| CORDOVA                          | -        | -        | -        | -        | -        | 32           | 62           | 62           | -            | 876          | 653          | 560          | 2,245         |
| HOONAH                           | -        | -        | -        | -        | -        | -            | -            | 108          | 466          | -            | -            | -            | 574           |
| JUNEAU                           | -        | -        | -        | -        | -        | -            | -            | 216          | 935          | 5            | 1            | -            | 1,157         |
| PELICAN                          | -        | -        | -        | -        | -        | -            | -            | -            | 83           | -            | -            | -            | 83            |
| TATITLEK                         | -        | -        | -        | -        | -        | 11           | 4            | 7            | -            | 9            | 41           | 12           | 84            |
| TENAKEE                          | -        | -        | -        | -        | -        | -            | -            | 37           | 103          | -            | -            | -            | 140           |
| VALDEZ                           | -        | -        | -        | -        | -        | 700          | 1,643        | 1,121        | -            | 243          | 158          | 110          | 3,975         |
| WHITTIER                         | -        | -        | -        | -        | -        | 1,181        | 2,228        | 1,836        | -            | 772          | 621          | 471          | 7,109         |
| <b>GRAND TOTAL</b>               | <b>-</b> | <b>-</b> | <b>-</b> | <b>-</b> | <b>-</b> | <b>1,924</b> | <b>3,937</b> | <b>3,463</b> | <b>1,847</b> | <b>1,913</b> | <b>1,506</b> | <b>1,153</b> | <b>15,743</b> |

## Chenega Passengers

| PORT                             | JAN          | FEB        | MAR      | APR      | MAY          | JUN          | JUL          | AUG          | SEP          | OCT          | NOV          | DEC          | TOTAL         |
|----------------------------------|--------------|------------|----------|----------|--------------|--------------|--------------|--------------|--------------|--------------|--------------|--------------|---------------|
| <b>Embararking Passengers</b>    |              |            |          |          |              |              |              |              |              |              |              |              |               |
| CORDOVA                          | -            | -          | -        | -        | 1,251        | 1,751        | 2,239        | 2,075        | 1,821        | -            | -            | -            | 9,137         |
| HAINES                           | 493          | 105        | 1        | -        | -            | -            | -            | -            | -            | 471          | 555          | 272          | 1,897         |
| JUNEAU                           | 698          | 136        | 1        | 1        | -            | -            | -            | -            | -            | 1,089        | 1,428        | 844          | 4,197         |
| SITKA                            | 345          | 98         | -        | -        | -            | -            | -            | -            | -            | 699          | 828          | 514          | 2,484         |
| SKAGWAY                          | 76           | 11         | -        | -        | -            | -            | -            | -            | -            | 109          | 116          | 50           | 362           |
| VALDEZ                           | -            | -          | -        | -        | 908          | 1,235        | 1,804        | 1,735        | 1,000        | -            | -            | -            | 6,682         |
| WHITTIER                         | -            | -          | -        | -        | 1,571        | 2,171        | 2,427        | 2,414        | 1,684        | 2            | -            | -            | 10,269        |
| <b>GRAND TOTAL</b>               | <b>1,612</b> | <b>350</b> | <b>2</b> | <b>1</b> | <b>3,730</b> | <b>5,157</b> | <b>6,470</b> | <b>6,224</b> | <b>4,505</b> | <b>2,370</b> | <b>2,927</b> | <b>1,680</b> | <b>35,028</b> |
| <b>Disembararking Passengers</b> |              |            |          |          |              |              |              |              |              |              |              |              |               |
| CORDOVA                          | -            | -          | -        | -        | 1,554        | 1,786        | 2,210        | 2,050        | 1,493        | 2            | -            | -            | 9,095         |
| HAINES                           | 267          | 59         | 1        | 1        | -            | -            | -            | -            | -            | 461          | 641          | 253          | 1,683         |
| JUNEAU                           | 890          | 214        | 1        | -        | -            | -            | -            | -            | -            | 1,214        | 1,441        | 820          | 4,580         |
| SITKA                            | 382          | 55         | -        | -        | -            | -            | -            | -            | -            | 594          | 777          | 545          | 2,353         |
| SKAGWAY                          | 73           | 22         | -        | -        | -            | -            | -            | -            | -            | 99           | 68           | 62           | 324           |
| VALDEZ                           | -            | -          | -        | -        | 684          | 1,210        | 1,351        | 1,367        | 873          | -            | -            | -            | 5,485         |
| WHITTIER                         | -            | -          | -        | -        | 1,492        | 2,161        | 2,909        | 2,807        | 2,139        | -            | -            | -            | 11,508        |
| <b>GRAND TOTAL</b>               | <b>1,612</b> | <b>350</b> | <b>2</b> | <b>1</b> | <b>3,730</b> | <b>5,157</b> | <b>6,470</b> | <b>6,224</b> | <b>4,505</b> | <b>2,370</b> | <b>2,927</b> | <b>1,680</b> | <b>35,028</b> |

Please see page 37 for an interpretation of the information on this page.

## Aurora Vehicles

| PORT                         | JAN | FEB | MAR | APR | MAY | JUN        | JUL          | AUG          | SEP        | OCT        | NOV        | DEC        | TOTAL        |
|------------------------------|-----|-----|-----|-----|-----|------------|--------------|--------------|------------|------------|------------|------------|--------------|
| <b>Embarking Vehicles</b>    |     |     |     |     |     |            |              |              |            |            |            |            |              |
| ANGOON                       | -   | -   | -   | -   | -   | -          | -            | 22           | 62         | 1          | -          | -          | 85           |
| CHENEGA BAY                  | -   | -   | -   | -   | -   | -          | -            | -            | -          | 6          | 15         | -          | 21           |
| CORDOVA                      | -   | -   | -   | -   | -   | 6          | 29           | 7            | -          | 375        | 301        | 243        | 961          |
| HOONAH                       | -   | -   | -   | -   | -   | -          | -            | 49           | 186        | 1          | -          | -          | 236          |
| JUNEAU                       | -   | -   | -   | -   | -   | -          | -            | 71           | 254        | -          | -          | -          | 325          |
| PELICAN                      | -   | -   | -   | -   | -   | -          | -            | -            | 10         | -          | -          | -          | 10           |
| TATITLEK                     | -   | -   | -   | -   | -   | 3          | 5            | 2            | -          | 2          | 4          | 2          | 18           |
| TENAKEE                      | -   | -   | -   | -   | -   | -          | -            | -            | 3          | -          | -          | -          | 3            |
| VALDEZ                       | -   | -   | -   | -   | -   | 394        | 737          | 589          | -          | 77         | 63         | 50         | 1,910        |
| WHITTIER                     | -   | -   | -   | -   | -   | 214        | 470          | 349          | -          | 362        | 311        | 265        | 1,971        |
| <b>GRAND TOTAL</b>           | -   | -   | -   | -   | -   | <b>617</b> | <b>1,241</b> | <b>1,089</b> | <b>515</b> | <b>824</b> | <b>694</b> | <b>560</b> | <b>5,540</b> |
| <b>Disembarking Vehicles</b> |     |     |     |     |     |            |              |              |            |            |            |            |              |
| ANGOON                       | -   | -   | -   | -   | -   | -          | -            | 18           | 62         | -          | -          | -          | 80           |
| CHENEGA BAY                  | -   | -   | -   | -   | -   | -          | -            | -            | -          | 5          | 13         | -          | 18           |
| CORDOVA                      | -   | -   | -   | -   | -   | 13         | 24           | 20           | -          | 368        | 318        | 282        | 1,025        |
| HOONAH                       | -   | -   | -   | -   | -   | -          | -            | 53           | 183        | -          | -          | -          | 236          |
| JUNEAU                       | -   | -   | -   | -   | -   | -          | -            | 71           | 261        | 2          | -          | -          | 334          |
| PELICAN                      | -   | -   | -   | -   | -   | -          | -            | -            | 6          | -          | -          | -          | 6            |
| TATITLEK                     | -   | -   | -   | -   | -   | 7          | 2            | 2            | -          | 3          | 5          | 2          | 21           |
| TENAKEE                      | -   | -   | -   | -   | -   | -          | -            | -            | 3          | -          | -          | -          | 3            |
| VALDEZ                       | -   | -   | -   | -   | -   | 222        | 503          | 358          | -          | 77         | 60         | 38         | 1,258        |
| WHITTIER                     | -   | -   | -   | -   | -   | 375        | 712          | 567          | -          | 369        | 298        | 238        | 2,559        |
| <b>GRAND TOTAL</b>           | -   | -   | -   | -   | -   | <b>617</b> | <b>1,241</b> | <b>1,089</b> | <b>515</b> | <b>824</b> | <b>694</b> | <b>560</b> | <b>5,540</b> |

## Chenega Vehicles

| PORT                         | JAN        | FEB        | MAR      | APR      | MAY          | JUN          | JUL          | AUG          | SEP          | OCT        | NOV        | DEC        | TOTAL         |
|------------------------------|------------|------------|----------|----------|--------------|--------------|--------------|--------------|--------------|------------|------------|------------|---------------|
| <b>Embarking Vehicles</b>    |            |            |          |          |              |              |              |              |              |            |            |            |               |
| CORDOVA                      | -          | -          | -        | -        | 538          | 709          | 796          | 748          | 719          | -          | -          | -          | 3,510         |
| HAINES                       | 142        | 27         | 1        | -        | -            | -            | -            | -            | -            | 168        | 190        | 87         | 615           |
| JUNEAU                       | 214        | 53         | -        | -        | -            | -            | -            | -            | -            | 362        | 436        | 261        | 1,326         |
| SITKA                        | 125        | 22         | -        | -        | -            | -            | -            | -            | -            | 196        | 248        | 164        | 755           |
| SKAGWAY                      | 22         | 2          | -        | -        | -            | -            | -            | -            | -            | 36         | 37         | 13         | 110           |
| VALDEZ                       | -          | -          | -        | -        | 373          | 402          | 498          | 505          | 342          | -          | -          | -          | 2,120         |
| WHITTIER                     | -          | -          | -        | -        | 686          | 764          | 835          | 848          | 713          | 1          | -          | -          | 3,847         |
| <b>GRAND TOTAL</b>           | <b>503</b> | <b>104</b> | <b>1</b> | <b>-</b> | <b>1,597</b> | <b>1,875</b> | <b>2,129</b> | <b>2,101</b> | <b>1,774</b> | <b>763</b> | <b>911</b> | <b>525</b> | <b>12,283</b> |
| <b>Disembarking Vehicles</b> |            |            |          |          |              |              |              |              |              |            |            |            |               |
| CORDOVA                      | -          | -          | -        | -        | 713          | 648          | 738          | 736          | 619          | 1          | -          | -          | 3,455         |
| HAINES                       | 91         | 20         | -        | -        | -            | -            | -            | -            | -            | 179        | 211        | 77         | 578           |
| JUNEAU                       | 280        | 51         | 1        | -        | -            | -            | -            | -            | -            | 374        | 444        | 256        | 1,406         |
| SITKA                        | 108        | 26         | -        | -        | -            | -            | -            | -            | -            | 176        | 227        | 168        | 705           |
| SKAGWAY                      | 24         | 7          | -        | -        | -            | -            | -            | -            | -            | 33         | 29         | 24         | 117           |
| VALDEZ                       | -          | -          | -        | -        | 250          | 399          | 430          | 445          | 324          | -          | -          | -          | 1,848         |
| WHITTIER                     | -          | -          | -        | -        | 634          | 828          | 961          | 920          | 831          | -          | -          | -          | 4,174         |
| <b>GRAND TOTAL</b>           | <b>503</b> | <b>104</b> | <b>1</b> | <b>-</b> | <b>1,597</b> | <b>1,875</b> | <b>2,129</b> | <b>2,101</b> | <b>1,774</b> | <b>763</b> | <b>911</b> | <b>525</b> | <b>12,283</b> |

Please see page 37 for an interpretation of the information on this page.



## Columbia Passengers

| PORT                           | JAN | FEB | MAR | APR | MAY          | JUN          | JUL          | AUG          | SEP          | OCT | NOV | DEC | TOTAL         |
|--------------------------------|-----|-----|-----|-----|--------------|--------------|--------------|--------------|--------------|-----|-----|-----|---------------|
| <b>Embarking Passengers</b>    |     |     |     |     |              |              |              |              |              |     |     |     |               |
| BELLINGHAM                     | -   | -   | -   | -   | 662          | 1,722        | 1,243        | 1,962        | 246          | -   | -   | -   | 5,835         |
| HAINES                         | -   | -   | -   | -   | 55           | 948          | 602          | 1,083        | 286          | -   | -   | -   | 2,974         |
| JUNEAU                         | -   | -   | -   | -   | 206          | 955          | 461          | 973          | 164          | -   | -   | -   | 2,759         |
| KETCHIKAN                      | -   | -   | -   | -   | 394          | 540          | 660          | 779          | 157          | -   | -   | -   | 2,530         |
| PETERSBURG                     | -   | -   | -   | -   | 30           | 258          | 87           | 330          | 48           | -   | -   | -   | 753           |
| SITKA                          | -   | -   | -   | -   | 4            | 201          | 134          | 237          | 64           | -   | -   | -   | 640           |
| SKAGWAY                        | -   | -   | -   | -   | 21           | 493          | 447          | 489          | 229          | -   | -   | -   | 1,679         |
| WRANGELL                       | -   | -   | -   | -   | 35           | 188          | 87           | 269          | 57           | -   | -   | -   | 636           |
| <b>GRAND TOTAL</b>             | -   | -   | -   | -   | <b>1,407</b> | <b>5,305</b> | <b>3,721</b> | <b>6,122</b> | <b>1,251</b> | -   | -   | -   | <b>17,806</b> |
| <b>Disembarking Passengers</b> |     |     |     |     |              |              |              |              |              |     |     |     |               |
| BELLINGHAM                     | -   | -   | -   | -   | 340          | 1,611        | 1,064        | 1,531        | 387          | -   | -   | -   | 4,933         |
| HAINES                         | -   | -   | -   | -   | 217          | 1,009        | 573          | 973          | 138          | -   | -   | -   | 2,910         |
| JUNEAU                         | -   | -   | -   | -   | 202          | 872          | 698          | 1,223        | 273          | -   | -   | -   | 3,268         |
| KETCHIKAN                      | -   | -   | -   | -   | 402          | 642          | 701          | 762          | 260          | -   | -   | -   | 2,767         |
| PETERSBURG                     | -   | -   | -   | -   | 28           | 253          | 106          | 290          | 50           | -   | -   | -   | 727           |
| SITKA                          | -   | -   | -   | -   | 12           | 131          | 90           | 149          | 32           | -   | -   | -   | 414           |
| SKAGWAY                        | -   | -   | -   | -   | 186          | 618          | 390          | 1,007        | 77           | -   | -   | -   | 2,278         |
| WRANGELL                       | -   | -   | -   | -   | 20           | 169          | 99           | 187          | 34           | -   | -   | -   | 509           |
| <b>GRAND TOTAL</b>             | -   | -   | -   | -   | <b>1,407</b> | <b>5,305</b> | <b>3,721</b> | <b>6,122</b> | <b>1,251</b> | -   | -   | -   | <b>17,806</b> |

## Fairweather Passengers

| PORT                           | JAN | FEB          | MAR          | APR          | MAY          | JUN          | JUL          | AUG          | SEP          | OCT | NOV | DEC | TOTAL         |
|--------------------------------|-----|--------------|--------------|--------------|--------------|--------------|--------------|--------------|--------------|-----|-----|-----|---------------|
| <b>Embarking Passengers</b>    |     |              |              |              |              |              |              |              |              |     |     |     |               |
| HAINES                         | -   | 244          | 711          | 567          | 331          | 392          | 737          | -            | 973          | -   | -   | -   | 3,955         |
| JUNEAU                         | -   | 681          | 1,813        | 1,232        | 2,319        | 2,458        | 3,100        | 2,563        | 2,944        | -   | -   | -   | 17,110        |
| PETERSBURG                     | -   | -            | -            | -            | 237          | 277          | 303          | 387          | 56           | -   | -   | -   | 1,260         |
| SITKA                          | -   | 479          | 613          | 524          | 1,436        | 1,929        | 2,024        | 2,146        | 1,381        | -   | -   | -   | 10,532        |
| SKAGWAY                        | -   | 55           | 365          | 214          | 272          | -            | 115          | 13           | 1,512        | -   | -   | -   | 2,546         |
| <b>GRAND TOTAL</b>             | -   | <b>1,459</b> | <b>3,502</b> | <b>2,537</b> | <b>4,595</b> | <b>5,056</b> | <b>6,279</b> | <b>5,109</b> | <b>6,866</b> | -   | -   | -   | <b>35,403</b> |
| <b>Disembarking Passengers</b> |     |              |              |              |              |              |              |              |              |     |     |     |               |
| HAINES                         | -   | 161          | 781          | 493          | 348          | 391          | 691          | 2            | 825          | -   | -   | -   | 3,692         |
| JUNEAU                         | -   | 730          | 1,584        | 1,175        | 2,276        | 2,598        | 3,179        | 2,546        | 3,912        | -   | -   | -   | 18,000        |
| PETERSBURG                     | -   | -            | -            | -            | 276          | 276          | 311          | 375          | 41           | -   | -   | -   | 1,279         |
| SITKA                          | -   | 461          | 786          | 650          | 1,369        | 1,791        | 2,026        | 2,186        | 962          | -   | -   | -   | 10,231        |
| SKAGWAY                        | -   | 107          | 351          | 219          | 326          | -            | 72           | -            | 1,126        | -   | -   | -   | 2,201         |
| <b>GRAND TOTAL</b>             | -   | <b>1,459</b> | <b>3,502</b> | <b>2,537</b> | <b>4,595</b> | <b>5,056</b> | <b>6,279</b> | <b>5,109</b> | <b>6,866</b> | -   | -   | -   | <b>35,403</b> |

Please see page 37 for an interpretation of the information on this page.

## Columbia Vehicles

| PORT                         | JAN | FEB | MAR | APR | MAY        | JUN          | JUL          | AUG          | SEP        | OCT | NOV | DEC | TOTAL        |
|------------------------------|-----|-----|-----|-----|------------|--------------|--------------|--------------|------------|-----|-----|-----|--------------|
| <b>Embarking Vehicles</b>    |     |     |     |     |            |              |              |              |            |     |     |     |              |
| BELLINGHAM                   | -   | -   | -   | -   | 256        | 530          | 365          | 563          | 88         | -   | -   | -   | 1,802        |
| HAINES                       | -   | -   | -   | -   | 17         | 404          | 240          | 461          | 126        | -   | -   | -   | 1,248        |
| JUNEAU                       | -   | -   | -   | -   | 61         | 268          | 120          | 292          | 60         | -   | -   | -   | 801          |
| KETCHIKAN                    | -   | -   | -   | -   | 138        | 175          | 187          | 213          | 60         | -   | -   | -   | 773          |
| PETERSBURG                   | -   | -   | -   | -   | 5          | 53           | 18           | 68           | 13         | -   | -   | -   | 157          |
| SITKA                        | -   | -   | -   | -   | 2          | 57           | 33           | 64           | 22         | -   | -   | -   | 178          |
| SKAGWAY                      | -   | -   | -   | -   | 7          | 168          | 137          | 124          | 76         | -   | -   | -   | 512          |
| WRANGELL                     | -   | -   | -   | -   | 5          | 51           | 16           | 47           | 17         | -   | -   | -   | 136          |
| <b>GRAND TOTAL</b>           | -   | -   | -   | -   | <b>491</b> | <b>1,706</b> | <b>1,116</b> | <b>1,832</b> | <b>462</b> | -   | -   | -   | <b>5,607</b> |
| <b>Disembarking Vehicles</b> |     |     |     |     |            |              |              |              |            |     |     |     |              |
| BELLINGHAM                   | -   | -   | -   | -   | 119        | 553          | 373          | 521          | 144        | -   | -   | -   | 1,710        |
| HAINES                       | -   | -   | -   | -   | 89         | 391          | 200          | 401          | 73         | -   | -   | -   | 1,154        |
| JUNEAU                       | -   | -   | -   | -   | 53         | 244          | 187          | 254          | 93         | -   | -   | -   | 831          |
| KETCHIKAN                    | -   | -   | -   | -   | 158        | 181          | 180          | 225          | 79         | -   | -   | -   | 823          |
| PETERSBURG                   | -   | -   | -   | -   | 8          | 50           | 17           | 58           | 15         | -   | -   | -   | 148          |
| SITKA                        | -   | -   | -   | -   | 4          | 65           | 41           | 52           | 16         | -   | -   | -   | 178          |
| SKAGWAY                      | -   | -   | -   | -   | 54         | 185          | 106          | 289          | 30         | -   | -   | -   | 664          |
| WRANGELL                     | -   | -   | -   | -   | 6          | 37           | 12           | 32           | 12         | -   | -   | -   | 99           |
| <b>GRAND TOTAL</b>           | -   | -   | -   | -   | <b>491</b> | <b>1,706</b> | <b>1,116</b> | <b>1,832</b> | <b>462</b> | -   | -   | -   | <b>5,607</b> |

## Fairweather Vehicles

| PORT                         | JAN | FEB        | MAR          | APR        | MAY          | JUN          | JUL          | AUG          | SEP          | OCT | NOV | DEC | TOTAL        |
|------------------------------|-----|------------|--------------|------------|--------------|--------------|--------------|--------------|--------------|-----|-----|-----|--------------|
| <b>Embarking Vehicles</b>    |     |            |              |            |              |              |              |              |              |     |     |     |              |
| HAINES                       | -   | 66         | 238          | 193        | 139          | 91           | 134          | -            | 293          | -   | -   | -   | 1,154        |
| JUNEAU                       | -   | 183        | 530          | 386        | 561          | 524          | 619          | 561          | 821          | -   | -   | -   | 4,185        |
| PETERSBURG                   | -   | -          | -            | -          | 49           | 61           | 54           | 74           | 14           | -   | -   | -   | 252          |
| SITKA                        | -   | 135        | 187          | 203        | 361          | 464          | 428          | 447          | 344          | -   | -   | -   | 2,569        |
| SKAGWAY                      | -   | 21         | 98           | 63         | 89           | -            | 31           | 2            | 312          | -   | -   | -   | 616          |
| <b>GRAND TOTAL</b>           | -   | <b>405</b> | <b>1,053</b> | <b>845</b> | <b>1,199</b> | <b>1,140</b> | <b>1,266</b> | <b>1,084</b> | <b>1,784</b> | -   | -   | -   | <b>8,776</b> |
| <b>Disembarking Vehicles</b> |     |            |              |            |              |              |              |              |              |     |     |     |              |
| HAINES                       | -   | 55         | 245          | 186        | 132          | 91           | 131          | 1            | 257          | -   | -   | -   | 1,098        |
| JUNEAU                       | -   | 209        | 485          | 400        | 638          | 616          | 647          | 523          | 957          | -   | -   | -   | 4,475        |
| PETERSBURG                   | -   | -          | -            | -          | 47           | 48           | 46           | 73           | 14           | -   | -   | -   | 228          |
| SITKA                        | -   | 116        | 233          | 175        | 288          | 385          | 423          | 487          | 292          | -   | -   | -   | 2,399        |
| SKAGWAY                      | -   | 25         | 90           | 84         | 94           | -            | 19           | -            | 264          | -   | -   | -   | 576          |
| <b>GRAND TOTAL</b>           | -   | <b>405</b> | <b>1,053</b> | <b>845</b> | <b>1,199</b> | <b>1,140</b> | <b>1,266</b> | <b>1,084</b> | <b>1,784</b> | -   | -   | -   | <b>8,776</b> |

Please see page 37 for an interpretation of the information on this page.

## Kennicott Passengers

| PORT                           | JAN | FEB | MAR | APR        | MAY        | JUN          | JUL          | AUG          | SEP        | OCT | NOV          | DEC          | TOTAL         |
|--------------------------------|-----|-----|-----|------------|------------|--------------|--------------|--------------|------------|-----|--------------|--------------|---------------|
| <b>Embarking Passengers</b>    |     |     |     |            |            |              |              |              |            |     |              |              |               |
| BELLINGHAM                     | -   | -   | -   | -          | -          | -            | 374          | -            | -          | -   | -            | -            | 374           |
| CHENEGA BAY                    | -   | -   | -   | -          | 1          | 2            | 27           | 17           | -          | -   | -            | 15           | 62            |
| CORDOVA                        | -   | -   | -   | 122        | -          | -            | -            | -            | -          | -   | -            | -            | 122           |
| HAINES                         | -   | -   | -   | -          | -          | -            | 352          | -            | -          | -   | -            | -            | 352           |
| HOMER                          | -   | -   | -   | 185        | 136        | 413          | 387          | 295          | -          | -   | 348          | 428          | 2,192         |
| JUNEAU                         | -   | -   | -   | 50         | 54         | 204          | 572          | 130          | 120        | -   | 189          | 253          | 1,572         |
| KETCHIKAN                      | -   | -   | -   | 8          | 219        | 55           | 519          | 140          | 86         | -   | 86           | 107          | 1,220         |
| KODIAK                         | -   | -   | -   | 74         | 255        | 325          | 332          | 281          | -          | -   | 368          | 256          | 1,891         |
| PETERSBURG                     | -   | -   | -   | -          | -          | -            | 115          | -            | -          | -   | -            | -            | 115           |
| PRINCE RUPERT                  | -   | -   | -   | -          | 4          | 80           | 94           | 83           | 31         | -   | 49           | 52           | 393           |
| SELDOVIA                       | -   | -   | -   | 37         | -          | 63           | 35           | 32           | -          | -   | 74           | 149          | 390           |
| SITKA                          | -   | -   | -   | -          | -          | -            | 64           | -            | -          | -   | -            | -            | 64            |
| SKAGWAY                        | -   | -   | -   | -          | -          | -            | 298          | -            | -          | -   | -            | -            | 298           |
| VALDEZ                         | -   | -   | -   | 79         | -          | -            | -            | -            | -          | -   | -            | -            | 79            |
| WHITTIER                       | -   | -   | -   | 133        | 53         | 263          | 500          | 181          | 116        | -   | 165          | 164          | 1,575         |
| WRANGELL                       | -   | -   | -   | -          | -          | -            | 111          | -            | -          | -   | -            | -            | 111           |
| YAKUTAT                        | -   | -   | -   | 6          | 5          | 9            | 22           | 13           | 3          | -   | 21           | 19           | 98            |
| <b>GRAND TOTAL</b>             | -   | -   | -   | <b>694</b> | <b>727</b> | <b>1,414</b> | <b>3,802</b> | <b>1,172</b> | <b>356</b> | -   | <b>1,300</b> | <b>1,443</b> | <b>10,908</b> |
| <b>Disembarking Passengers</b> |     |     |     |            |            |              |              |              |            |     |              |              |               |
| BELLINGHAM                     | -   | -   | -   | -          | -          | -            | 263          | -            | -          | -   | -            | -            | 263           |
| CHENEGA BAY                    | -   | -   | -   | -          | -          | 15           | 31           | 18           | -          | -   | -            | 1            | 65            |
| CORDOVA                        | -   | -   | -   | 146        | -          | -            | -            | -            | -          | -   | -            | -            | 146           |
| HAINES                         | -   | -   | -   | -          | -          | -            | 439          | -            | -          | -   | -            | -            | 439           |
| HOMER                          | -   | -   | -   | 98         | 255        | 349          | 273          | 275          | -          | -   | 405          | 371          | 2,026         |
| JUNEAU                         | -   | -   | -   | 38         | 123        | 172          | 721          | 167          | 77         | -   | 177          | 158          | 1,633         |
| KETCHIKAN                      | -   | -   | -   | 10         | -          | 85           | 525          | 66           | 30         | -   | 67           | 66           | 849           |
| KODIAK                         | -   | -   | -   | 152        | 126        | 424          | 408          | 295          | -          | -   | 299          | 306          | 2,010         |
| PETERSBURG                     | -   | -   | -   | -          | -          | -            | 96           | -            | -          | -   | -            | -            | 96            |
| PRINCE RUPERT                  | -   | -   | -   | -          | -          | 18           | 128          | 119          | 118        | -   | 49           | 34           | 466           |
| SELDOVIA                       | -   | -   | -   | 48         | 64         | 65           | 47           | 23           | -          | -   | 79           | 168          | 494           |
| SITKA                          | -   | -   | -   | -          | -          | -            | 61           | -            | -          | -   | -            | -            | 61            |
| SKAGWAY                        | -   | -   | -   | -          | -          | -            | 350          | -            | -          | -   | -            | -            | 350           |
| VALDEZ                         | -   | -   | -   | 53         | -          | -            | -            | -            | -          | -   | -            | -            | 53            |
| WHITTIER                       | -   | -   | -   | 136        | 143        | 250          | 348          | 195          | 120        | -   | 212          | 316          | 1,720         |
| WRANGELL                       | -   | -   | -   | -          | -          | -            | 75           | -            | -          | -   | -            | -            | 75            |
| YAKUTAT                        | -   | -   | -   | 13         | 16         | 36           | 37           | 14           | 11         | -   | 12           | 23           | 162           |
| <b>GRAND TOTAL</b>             | -   | -   | -   | <b>694</b> | <b>727</b> | <b>1,414</b> | <b>3,802</b> | <b>1,172</b> | <b>356</b> | -   | <b>1,300</b> | <b>1,443</b> | <b>10,908</b> |

Please see page 37 for an interpretation of the information on this page.

## Kennicott Vehicles

| PORT                         | JAN | FEB | MAR | APR        | MAY        | JUN        | JUL          | AUG        | SEP        | OCT | NOV        | DEC        | TOTAL        |
|------------------------------|-----|-----|-----|------------|------------|------------|--------------|------------|------------|-----|------------|------------|--------------|
| <b>Embarking Vehicles</b>    |     |     |     |            |            |            |              |            |            |     |            |            |              |
| BELLINGHAM                   | -   | -   | -   | -          | -          | -          | 93           | -          | -          | -   | -          | -          | 93           |
| CHENEGA BAY                  | -   | -   | -   | -          | -          | 2          | 11           | 18         | -          | -   | -          | 3          | 34           |
| CORDOVA                      | -   | -   | -   | 55         | -          | -          | -            | -          | -          | -   | -          | -          | 55           |
| HAINES                       | -   | -   | -   | -          | -          | -          | 153          | -          | -          | -   | -          | -          | 153          |
| HOMER                        | -   | -   | -   | 111        | 66         | 164        | 166          | 80         | -          | -   | 180        | 213        | 980          |
| JUNEAU                       | -   | -   | -   | 63         | 25         | 59         | 151          | 49         | 69         | -   | 119        | 168        | 703          |
| KETCHIKAN                    | -   | -   | -   | 7          | 91         | 12         | 131          | 41         | 33         | -   | 55         | 34         | 404          |
| KODIAK                       | -   | -   | -   | 59         | 110        | 126        | 128          | 115        | -          | -   | 167        | 122        | 827          |
| PETERSBURG                   | -   | -   | -   | -          | -          | -          | 23           | -          | -          | -   | -          | -          | 23           |
| PRINCE RUPERT                | -   | -   | -   | -          | 1          | 26         | 31           | 26         | 11         | -   | 14         | 20         | 129          |
| SELDOVIA                     | -   | -   | -   | 24         | -          | 27         | 20           | 17         | -          | -   | 59         | 73         | 220          |
| SITKA                        | -   | -   | -   | -          | -          | -          | 18           | -          | -          | -   | -          | -          | 18           |
| SKAGWAY                      | -   | -   | -   | -          | -          | -          | 87           | -          | -          | -   | -          | -          | 87           |
| VALDEZ                       | -   | -   | -   | 27         | -          | -          | -            | -          | -          | -   | -          | -          | 27           |
| WHITTIER                     | -   | -   | -   | 154        | 45         | 119        | 197          | 88         | 49         | -   | 170        | 114        | 936          |
| WRANGELL                     | -   | -   | -   | -          | -          | -          | 18           | -          | -          | -   | -          | -          | 18           |
| YAKUTAT                      | -   | -   | -   | 8          | 7          | 8          | 15           | 13         | 8          | -   | 18         | 14         | 91           |
| <b>GRAND TOTAL</b>           | -   | -   | -   | <b>508</b> | <b>345</b> | <b>543</b> | <b>1,242</b> | <b>447</b> | <b>170</b> | -   | <b>782</b> | <b>761</b> | <b>4,798</b> |
| <b>Disembarking Vehicles</b> |     |     |     |            |            |            |              |            |            |     |            |            |              |
| BELLINGHAM                   | -   | -   | -   | -          | -          | -          | 83           | -          | -          | -   | -          | -          | 83           |
| CHENEGA BAY                  | -   | -   | -   | -          | 4          | 8          | 13           | 7          | -          | -   | -          | 1          | 33           |
| CORDOVA                      | -   | -   | -   | 79         | -          | -          | -            | -          | -          | -   | -          | -          | 79           |
| HAINES                       | -   | -   | -   | -          | -          | -          | 146          | -          | -          | -   | -          | -          | 146          |
| HOMER                        | -   | -   | -   | 67         | 110        | 119        | 102          | 105        | -          | -   | 200        | 174        | 877          |
| JUNEAU                       | -   | -   | -   | 41         | 53         | 58         | 167          | 38         | 32         | -   | 126        | 88         | 603          |
| KETCHIKAN                    | -   | -   | -   | 12         | -          | 28         | 168          | 22         | 18         | -   | 33         | 24         | 305          |
| KODIAK                       | -   | -   | -   | 113        | 81         | 182        | 185          | 104        | -          | -   | 182        | 158        | 1,005        |
| PETERSBURG                   | -   | -   | -   | -          | -          | -          | 13           | -          | -          | -   | -          | -          | 13           |
| PRINCE RUPERT                | -   | -   | -   | -          | -          | 3          | 52           | 48         | 46         | -   | 21         | 12         | 182          |
| SELDOVIA                     | -   | -   | -   | 35         | 26         | 28         | 17           | 9          | -          | -   | 52         | 86         | 253          |
| SITKA                        | -   | -   | -   | -          | -          | -          | 19           | -          | -          | -   | -          | -          | 19           |
| SKAGWAY                      | -   | -   | -   | -          | -          | -          | 106          | -          | -          | -   | -          | -          | 106          |
| VALDEZ                       | -   | -   | -   | 17         | -          | -          | -            | -          | -          | -   | -          | -          | 17           |
| WHITTIER                     | -   | -   | -   | 120        | 62         | 95         | 125          | 100        | 63         | -   | 148        | 205        | 918          |
| WRANGELL                     | -   | -   | -   | -          | -          | -          | 12           | -          | -          | -   | -          | -          | 12           |
| YAKUTAT                      | -   | -   | -   | 24         | 9          | 22         | 34           | 14         | 11         | -   | 20         | 13         | 147          |
| <b>GRAND TOTAL</b>           | -   | -   | -   | <b>508</b> | <b>345</b> | <b>543</b> | <b>1,242</b> | <b>447</b> | <b>170</b> | -   | <b>782</b> | <b>761</b> | <b>4,798</b> |

Please see page 37 for an interpretation of the information on this page.

## LeConte Passengers

| PORT                           | JAN          | FEB          | MAR          | APR          | MAY          | JUN          | JUL          | AUG          | SEP        | OCT          | NOV          | DEC          | TOTAL         |
|--------------------------------|--------------|--------------|--------------|--------------|--------------|--------------|--------------|--------------|------------|--------------|--------------|--------------|---------------|
| <b>Embarking Passengers</b>    |              |              |              |              |              |              |              |              |            |              |              |              |               |
| ANGOON                         | 302          | 234          | 386          | 156          | 301          | 357          | 328          | 339          | 1          | 401          | 554          | 471          | 3,830         |
| HAINES                         | 324          | 254          | 448          | 345          | 61           | -            | -            | -            | -          | 615          | 877          | 610          | 3,534         |
| HOONAH                         | 357          | 354          | 542          | 350          | 404          | 708          | 586          | 513          | 84         | 449          | 414          | 501          | 5,262         |
| JUNEAU                         | 1,109        | 1,057        | 1,342        | 1,092        | 1,076        | 1,503        | 1,470        | 1,146        | 77         | 1,718        | 1,909        | 1,660        | 15,159        |
| PELICAN                        | 14           | 27           | 9            | 19           | 204          | 123          | 234          | 197          | 34         | 24           | 27           | 29           | 941           |
| SKAGWAY                        | 279          | 310          | 239          | 273          | 20           | -            | -            | -            | -          | 637          | 485          | 530          | 2,773         |
| TENAKEE                        | 76           | 51           | 96           | 120          | 113          | 142          | 249          | 161          | 26         | 110          | 213          | 139          | 1,496         |
| <b>GRAND TOTAL</b>             | <b>2,461</b> | <b>2,287</b> | <b>3,062</b> | <b>2,355</b> | <b>2,179</b> | <b>2,833</b> | <b>2,867</b> | <b>2,356</b> | <b>222</b> | <b>3,954</b> | <b>4,479</b> | <b>3,940</b> | <b>32,995</b> |
| <b>Disembarking Passengers</b> |              |              |              |              |              |              |              |              |            |              |              |              |               |
| ANGOON                         | 281          | 239          | 438          | 182          | 319          | 469          | 418          | 319          | 2          | 447          | 606          | 526          | 4,246         |
| HAINES                         | 355          | 252          | 303          | 353          | 85           | -            | 1            | -            | -          | 457          | 525          | 580          | 2,911         |
| HOONAH                         | 293          | 418          | 448          | 388          | 417          | 793          | 669          | 490          | 39         | 543          | 376          | 403          | 5,277         |
| JUNEAU                         | 1,129        | 1,038        | 1,517        | 969          | 1,064        | 1,186        | 1,392        | 1,160        | 145        | 1,880        | 2,204        | 1,810        | 15,494        |
| PELICAN                        | 10           | 42           | 16           | 28           | 105          | 188          | 197          | 208          | 28         | 14           | 17           | 23           | 876           |
| SKAGWAY                        | 342          | 228          | 246          | 288          | 59           | -            | -            | -            | -          | 494          | 527          | 453          | 2,637         |
| TENAKEE                        | 51           | 70           | 94           | 147          | 130          | 197          | 190          | 179          | 8          | 119          | 224          | 145          | 1,554         |
| <b>GRAND TOTAL</b>             | <b>2,461</b> | <b>2,287</b> | <b>3,062</b> | <b>2,355</b> | <b>2,179</b> | <b>2,833</b> | <b>2,867</b> | <b>2,356</b> | <b>222</b> | <b>3,954</b> | <b>4,479</b> | <b>3,940</b> | <b>32,995</b> |

## Lituya Passengers

| PORT                           | JAN          | FEB          | MAR          | APR          | MAY          | JUN          | JUL          | AUG          | SEP          | OCT          | NOV          | DEC          | TOTAL         |
|--------------------------------|--------------|--------------|--------------|--------------|--------------|--------------|--------------|--------------|--------------|--------------|--------------|--------------|---------------|
| <b>Embarking Passengers</b>    |              |              |              |              |              |              |              |              |              |              |              |              |               |
| KETCHIKAN                      | 1,311        | 1,072        | 1,472        | 1,070        | 1,434        | 1,119        | 1,038        | 1,439        | 1,591        | 1,591        | 1,611        | 1,671        | 16,419        |
| METLAKATLA                     | 1,222        | 1,136        | 1,381        | 948          | 1,352        | 1,067        | 955          | 1,408        | 1,457        | 1,481        | 1,563        | 1,685        | 15,655        |
| <b>GRAND TOTAL</b>             | <b>2,533</b> | <b>2,208</b> | <b>2,853</b> | <b>2,018</b> | <b>2,786</b> | <b>2,186</b> | <b>1,993</b> | <b>2,847</b> | <b>3,048</b> | <b>3,072</b> | <b>3,174</b> | <b>3,356</b> | <b>32,074</b> |
| <b>Disembarking Passengers</b> |              |              |              |              |              |              |              |              |              |              |              |              |               |
| KETCHIKAN                      | 1,222        | 1,136        | 1,381        | 948          | 1,352        | 1,067        | 955          | 1,408        | 1,457        | 1,481        | 1,563        | 1,685        | 15,655        |
| METLAKATLA                     | 1,311        | 1,072        | 1,472        | 1,070        | 1,434        | 1,119        | 1,038        | 1,439        | 1,591        | 1,591        | 1,611        | 1,671        | 16,419        |
| <b>GRAND TOTAL</b>             | <b>2,533</b> | <b>2,208</b> | <b>2,853</b> | <b>2,018</b> | <b>2,786</b> | <b>2,186</b> | <b>1,993</b> | <b>2,847</b> | <b>3,048</b> | <b>3,072</b> | <b>3,174</b> | <b>3,356</b> | <b>32,074</b> |

Please see page 37 for an interpretation of the information on this page.

## LeConte Vehicles

| PORT                         | JAN        | FEB        | MAR        | APR        | MAY        | JUN        | JUL        | AUG        | SEP       | OCT          | NOV          | DEC          | TOTAL        |
|------------------------------|------------|------------|------------|------------|------------|------------|------------|------------|-----------|--------------|--------------|--------------|--------------|
| <b>Embarking Vehicles</b>    |            |            |            |            |            |            |            |            |           |              |              |              |              |
| ANGOON                       | 54         | 34         | 72         | 39         | 77         | 79         | 88         | 85         | 1         | 91           | 111          | 77           | 808          |
| HAINES                       | 122        | 84         | 128        | 131        | 27         | -          | -          | -          | -         | 200          | 268          | 204          | 1,164        |
| HOONAH                       | 91         | 87         | 137        | 103        | 134        | 199        | 157        | 149        | 26        | 174          | 155          | 163          | 1,575        |
| JUNEAU                       | 264        | 267        | 346        | 367        | 301        | 327        | 278        | 235        | 18        | 503          | 507          | 421          | 3,834        |
| PELICAN                      | 2          | 4          | 2          | 10         | 15         | 9          | 10         | 9          | 4         | 4            | 4            | 5            | 78           |
| SKAGWAY                      | 72         | 85         | 88         | 115        | 11         | -          | -          | -          | -         | 152          | 160          | 173          | 856          |
| TENAKEE                      | 3          | -          | 5          | 2          | -          | 4          | 2          | 1          | -         | 2            | 9            | 7            | 35           |
| <b>GRAND TOTAL</b>           | <b>608</b> | <b>561</b> | <b>778</b> | <b>767</b> | <b>565</b> | <b>618</b> | <b>535</b> | <b>479</b> | <b>49</b> | <b>1,126</b> | <b>1,214</b> | <b>1,050</b> | <b>8,350</b> |
| <b>Disembarking Vehicles</b> |            |            |            |            |            |            |            |            |           |              |              |              |              |
| ANGOON                       | 46         | 48         | 68         | 42         | 78         | 109        | 91         | 86         | -         | 110          | 111          | 79           | 868          |
| HAINES                       | 105        | 84         | 104        | 158        | 35         | -          | -          | -          | -         | 155          | 177          | 196          | 1,014        |
| HOONAH                       | 79         | 96         | 128        | 110        | 165        | 222        | 176        | 148        | 14        | 173          | 137          | 119          | 1,567        |
| JUNEAU                       | 292        | 241        | 376        | 326        | 257        | 266        | 257        | 235        | 31        | 506          | 606          | 500          | 3,893        |
| PELICAN                      | 3          | 5          | 7          | 10         | 11         | 17         | 9          | 8          | 4         | 5            | 6            | 6            | 91           |
| SKAGWAY                      | 82         | 85         | 90         | 116        | 15         | -          | -          | -          | -         | 172          | 164          | 148          | 872          |
| TENAKEE                      | 1          | 2          | 5          | 5          | 4          | 4          | 2          | 2          | -         | 5            | 13           | 2            | 45           |
| <b>GRAND TOTAL</b>           | <b>608</b> | <b>561</b> | <b>778</b> | <b>767</b> | <b>565</b> | <b>618</b> | <b>535</b> | <b>479</b> | <b>49</b> | <b>1,126</b> | <b>1,214</b> | <b>1,050</b> | <b>8,350</b> |

## Lituya Vehicles

| PORT                         | JAN        | FEB        | MAR        | APR        | MAY        | JUN        | JUL        | AUG        | SEP          | OCT          | NOV          | DEC          | TOTAL         |
|------------------------------|------------|------------|------------|------------|------------|------------|------------|------------|--------------|--------------|--------------|--------------|---------------|
| <b>Embarking Vehicles</b>    |            |            |            |            |            |            |            |            |              |              |              |              |               |
| KETCHIKAN                    | 434        | 367        | 492        | 395        | 497        | 437        | 361        | 505        | 527          | 546          | 536          | 523          | 5,620         |
| METLAKATLA                   | 421        | 359        | 471        | 374        | 492        | 410        | 341        | 480        | 477          | 529          | 520          | 534          | 5,408         |
| <b>GRAND TOTAL</b>           | <b>855</b> | <b>726</b> | <b>963</b> | <b>769</b> | <b>989</b> | <b>847</b> | <b>702</b> | <b>985</b> | <b>1,004</b> | <b>1,075</b> | <b>1,056</b> | <b>1,057</b> | <b>11,028</b> |
| <b>Disembarking Vehicles</b> |            |            |            |            |            |            |            |            |              |              |              |              |               |
| KETCHIKAN                    | 421        | 359        | 471        | 374        | 492        | 410        | 341        | 480        | 477          | 529          | 520          | 534          | 5,408         |
| METLAKATLA                   | 434        | 367        | 492        | 395        | 497        | 437        | 361        | 505        | 527          | 546          | 536          | 523          | 5,620         |
| <b>GRAND TOTAL</b>           | <b>855</b> | <b>726</b> | <b>963</b> | <b>769</b> | <b>989</b> | <b>847</b> | <b>702</b> | <b>985</b> | <b>1,004</b> | <b>1,075</b> | <b>1,056</b> | <b>1,057</b> | <b>11,028</b> |

Please see page 37 for an interpretation of the information on this page.

## Malaspina Passengers

| PORT                           | JAN          | FEB          | MAR        | APR      | MAY          | JUN          | JUL           | AUG           | SEP          | OCT          | NOV          | DEC          | TOTAL         |
|--------------------------------|--------------|--------------|------------|----------|--------------|--------------|---------------|---------------|--------------|--------------|--------------|--------------|---------------|
| <b>Embarking Passengers</b>    |              |              |            |          |              |              |               |               |              |              |              |              |               |
| BELLINGHAM                     | 688          | 820          | 6          | -        | -            | 3            | -             | -             | 528          | 972          | 680          | 672          | 4,369         |
| HAINES                         | 503          | 546          | 114        | -        | 1,711        | 2,690        | 4,298         | 4,275         | 1,445        | 663          | 558          | 450          | 17,253        |
| JUNEAU                         | 370          | 513          | 94         | 1        | 2,245        | 3,909        | 4,959         | 5,029         | 1,340        | 879          | 649          | 768          | 20,756        |
| KAKE                           | -            | -            | 70         | -        | -            | -            | -             | -             | -            | -            | -            | -            | 70            |
| KETCHIKAN                      | 357          | 411          | -          | -        | -            | -            | 1             | -             | 606          | 582          | 516          | 555          | 3,028         |
| PETERSBURG                     | 198          | 165          | 19         | -        | -            | -            | -             | -             | 103          | 201          | 275          | 240          | 1,201         |
| SITKA                          | 65           | 92           | 16         | -        | -            | -            | -             | -             | 92           | 86           | 97           | 189          | 637           |
| SKAGWAY                        | 150          | 118          | 83         | -        | 1,327        | 2,744        | 3,533         | 3,630         | 886          | 243          | 177          | 156          | 13,047        |
| WRANGELL                       | 129          | 273          | 16         | -        | -            | -            | 2             | -             | 146          | 164          | 176          | 315          | 1,221         |
| <b>GRAND TOTAL</b>             | <b>2,460</b> | <b>2,938</b> | <b>418</b> | <b>1</b> | <b>5,283</b> | <b>9,346</b> | <b>12,793</b> | <b>12,934</b> | <b>5,146</b> | <b>3,790</b> | <b>3,128</b> | <b>3,345</b> | <b>61,582</b> |
| <b>Disembarking Passengers</b> |              |              |            |          |              |              |               |               |              |              |              |              |               |
| BELLINGHAM                     | 478          | 404          | -          | -        | -            | -            | -             | -             | 942          | 816          | 762          | 849          | 4,251         |
| HAINES                         | 386          | 593          | 12         | 1        | 1,825        | 3,188        | 4,057         | 4,209         | 1,079        | 808          | 405          | 387          | 16,950        |
| JUNEAU                         | 717          | 761          | 91         | -        | 2,269        | 3,565        | 5,171         | 5,675         | 1,688        | 961          | 846          | 814          | 22,558        |
| KAKE                           | -            | -            | 8          | -        | -            | -            | -             | -             | -            | -            | -            | -            | 8             |
| KETCHIKAN                      | 364          | 360          | 275        | -        | -            | 3            | 2             | -             | 273          | 409          | 428          | 491          | 2,605         |
| PETERSBURG                     | 163          | 334          | 7          | -        | -            | -            | -             | -             | 111          | 123          | 185          | 170          | 1,093         |
| SITKA                          | 92           | 120          | 13         | -        | -            | -            | -             | 4             | 135          | 221          | 164          | 246          | 995           |
| SKAGWAY                        | 159          | 228          | -          | -        | 1,189        | 2,590        | 3,562         | 3,046         | 800          | 295          | 162          | 153          | 12,184        |
| WRANGELL                       | 101          | 138          | 12         | -        | -            | -            | 1             | -             | 118          | 157          | 176          | 235          | 938           |
| <b>GRAND TOTAL</b>             | <b>2,460</b> | <b>2,938</b> | <b>418</b> | <b>1</b> | <b>5,283</b> | <b>9,346</b> | <b>12,793</b> | <b>12,934</b> | <b>5,146</b> | <b>3,790</b> | <b>3,128</b> | <b>3,345</b> | <b>61,582</b> |

Please see page 37 for an interpretation of the information on this page.



## Malaspina Vehicles

| PORT                         | JAN        | FEB          | MAR        | APR      | MAY          | JUN          | JUL          | AUG          | SEP          | OCT          | NOV          | DEC          | TOTAL         |
|------------------------------|------------|--------------|------------|----------|--------------|--------------|--------------|--------------|--------------|--------------|--------------|--------------|---------------|
| <b>Embarking Vehicles</b>    |            |              |            |          |              |              |              |              |              |              |              |              |               |
| BELLINGHAM                   | 352        | 431          | 3          | -        | -            | -            | -            | -            | 220          | 441          | 368          | 334          | 2,149         |
| HAINES                       | 190        | 162          | 41         | -        | 648          | 1,029        | 1,484        | 1,409        | 568          | 293          | 236          | 176          | 6,236         |
| JUNEAU                       | 158        | 156          | 16         | -        | 740          | 1,098        | 1,242        | 1,310        | 473          | 312          | 279          | 340          | 6,124         |
| KAKE                         | -          | -            | 9          | -        | -            | -            | -            | -            | -            | -            | -            | -            | 9             |
| KETCHIKAN                    | 119        | 113          | -          | -        | -            | -            | -            | -            | 189          | 185          | 178          | 173          | 957           |
| PETERSBURG                   | 44         | 63           | 7          | -        | -            | -            | -            | -            | 45           | 55           | 74           | 72           | 360           |
| SITKA                        | 27         | 39           | 7          | -        | -            | -            | -            | -            | 31           | 52           | 48           | 60           | 264           |
| SKAGWAY                      | 42         | 45           | 21         | -        | 418          | 840          | 989          | 851          | 278          | 74           | 64           | 52           | 3,674         |
| WRANGELL                     | 39         | 45           | 4          | -        | -            | -            | -            | -            | 44           | 56           | 69           | 63           | 320           |
| <b>GRAND TOTAL</b>           | <b>971</b> | <b>1,054</b> | <b>108</b> | <b>-</b> | <b>1,806</b> | <b>2,967</b> | <b>3,715</b> | <b>3,570</b> | <b>1,848</b> | <b>1,468</b> | <b>1,316</b> | <b>1,270</b> | <b>20,093</b> |
| <b>Disembarking Vehicles</b> |            |              |            |          |              |              |              |              |              |              |              |              |               |
| BELLINGHAM                   | 266        | 220          | -          | -        | -            | -            | -            | -            | 324          | 383          | 366          | 399          | 1,958         |
| HAINES                       | 162        | 237          | 4          | -        | 737          | 1,201        | 1,375        | 1,359        | 463          | 317          | 183          | 156          | 6,194         |
| JUNEAU                       | 240        | 232          | 31         | -        | 701          | 996          | 1,321        | 1,325        | 528          | 350          | 335          | 298          | 6,357         |
| KAKE                         | -          | -            | 2          | -        | -            | -            | -            | -            | -            | -            | -            | -            | 2             |
| KETCHIKAN                    | 157        | 155          | 58         | -        | -            | -            | -            | -            | 101          | 159          | 164          | 163          | 957           |
| PETERSBURG                   | 49         | 62           | 3          | -        | -            | -            | -            | -            | 32           | 33           | 62           | 51           | 292           |
| SITKA                        | 47         | 49           | 9          | -        | -            | -            | -            | 1            | 87           | 86           | 92           | 115          | 486           |
| SKAGWAY                      | 32         | 59           | -          | -        | 368          | 770          | 1,019        | 885          | 273          | 86           | 67           | 44           | 3,603         |
| WRANGELL                     | 18         | 40           | 1          | -        | -            | -            | -            | -            | 40           | 54           | 47           | 44           | 244           |
| <b>GRAND TOTAL</b>           | <b>971</b> | <b>1,054</b> | <b>108</b> | <b>-</b> | <b>1,806</b> | <b>2,967</b> | <b>3,715</b> | <b>3,570</b> | <b>1,848</b> | <b>1,468</b> | <b>1,316</b> | <b>1,270</b> | <b>20,093</b> |

Please see page 37 for an interpretation of the information on this page.

## Matanuska Passengers

| PORT                           | JAN          | FEB          | MAR          | APR          | MAY          | JUN          | JUL          | AUG          | SEP          | OCT      | NOV      | DEC      | TOTAL         |
|--------------------------------|--------------|--------------|--------------|--------------|--------------|--------------|--------------|--------------|--------------|----------|----------|----------|---------------|
| <b>Embarking Passengers</b>    |              |              |              |              |              |              |              |              |              |          |          |          |               |
| BELLINGHAM                     | -            | 2            | 777          | 770          | 607          | -            | -            | -            | -            | -        | -        | -        | 2,156         |
| HAINES                         | 109          | 213          | 512          | 538          | 438          | 441          | 701          | 526          | 539          | -        | -        | -        | 4,017         |
| HOONAH                         | 59           | 74           | -            | -            | -            | -            | -            | -            | -            | -        | -        | -        | 133           |
| JUNEAU                         | 698          | 1,042        | 639          | 523          | 417          | 1,373        | 1,761        | 1,370        | 1,040        | 1        | -        | 1        | 8,865         |
| KAKE                           | 119          | 218          | 32           | -            | -            | -            | -            | -            | -            | -        | -        | -        | 369           |
| KETCHIKAN                      | 358          | 705          | 828          | 740          | 443          | 886          | 971          | 847          | 572          | -        | -        | -        | 6,350         |
| PETERSBURG                     | 307          | 465          | 283          | 159          | 183          | 327          | 411          | 422          | 394          | -        | -        | -        | 2,951         |
| PRINCE RUPERT                  | 119          | 290          | 26           | -            | 332          | 1,268        | 1,653        | 1,110        | 358          | 2        | -        | -        | 5,158         |
| SITKA                          | 25           | 48           | 126          | 181          | 78           | 173          | 243          | 306          | 82           | -        | -        | -        | 1,262         |
| SKAGWAY                        | 106          | 178          | 264          | 163          | 156          | 491          | 736          | 501          | 281          | 2        | -        | -        | 2,878         |
| WRANGELL                       | 219          | 245          | 219          | 161          | 205          | 345          | 539          | 541          | 250          | -        | -        | -        | 2,724         |
| <b>GRAND TOTAL</b>             | <b>2,119</b> | <b>3,480</b> | <b>3,706</b> | <b>3,235</b> | <b>2,859</b> | <b>5,304</b> | <b>7,015</b> | <b>5,623</b> | <b>3,516</b> | <b>5</b> | <b>-</b> | <b>1</b> | <b>36,863</b> |
| <b>Disembarking Passengers</b> |              |              |              |              |              |              |              |              |              |          |          |          |               |
| BELLINGHAM                     | -            | -            | 723          | 545          | 216          | -            | -            | -            | -            | -        | -        | -        | 1,484         |
| HAINES                         | 356          | 499          | 509          | 503          | 416          | 473          | 786          | 383          | 295          | -        | -        | 1        | 4,221         |
| HOONAH                         | 124          | 145          | 1            | -            | -            | -            | -            | -            | -            | -        | -        | -        | 270           |
| JUNEAU                         | 475          | 731          | 1,184        | 754          | 691          | 1,291        | 1,459        | 1,309        | 663          | 2        | -        | -        | 8,559         |
| KAKE                           | 95           | 241          | 87           | 2            | -            | 79           | -            | -            | -            | -        | -        | -        | 504           |
| KETCHIKAN                      | 285          | 733          | 440          | 545          | 634          | 1,090        | 1,028        | 933          | 525          | 3        | -        | -        | 6,216         |
| PETERSBURG                     | 243          | 364          | 175          | 212          | 211          | 409          | 549          | 407          | 382          | -        | -        | -        | 2,952         |
| PRINCE RUPERT                  | 94           | 263          | -            | -            | 193          | 883          | 1,610        | 1,658        | 781          | -        | -        | -        | 5,482         |
| SITKA                          | 64           | 91           | 137          | 191          | 59           | 150          | 77           | 55           | 227          | -        | -        | -        | 1,051         |
| SKAGWAY                        | 99           | 106          | 284          | 312          | 238          | 483          | 1,044        | 422          | 407          | -        | -        | -        | 3,395         |
| WRANGELL                       | 284          | 307          | 166          | 171          | 201          | 446          | 462          | 456          | 236          | -        | -        | -        | 2,729         |
| <b>GRAND TOTAL</b>             | <b>2,119</b> | <b>3,480</b> | <b>3,706</b> | <b>3,235</b> | <b>2,859</b> | <b>5,304</b> | <b>7,015</b> | <b>5,623</b> | <b>3,516</b> | <b>5</b> | <b>-</b> | <b>1</b> | <b>36,863</b> |

Please see page 37 for an interpretation of the information on this page.

## Matanuska Vehicles

| PORT                         | JAN        | FEB        | MAR          | APR          | MAY          | JUN          | JUL          | AUG          | SEP          | OCT      | NOV      | DEC      | TOTAL         |
|------------------------------|------------|------------|--------------|--------------|--------------|--------------|--------------|--------------|--------------|----------|----------|----------|---------------|
| <b>Embarking Vehicles</b>    |            |            |              |              |              |              |              |              |              |          |          |          |               |
| BELLINGHAM                   | -          | -          | 387          | 380          | 255          | -            | -            | -            | -            | -        | -        | -        | 1,022         |
| HAINES                       | 51         | 101        | 207          | 237          | 190          | 167          | 300          | 204          | 273          | -        | -        | -        | 1,730         |
| HOONAH                       | 29         | 34         | -            | -            | -            | -            | -            | -            | -            | -        | -        | -        | 63            |
| JUNEAU                       | 236        | 303        | 263          | 222          | 152          | 325          | 421          | 338          | 360          | -        | -        | -        | 2,620         |
| KAKE                         | 17         | 27         | 12           | -            | -            | -            | -            | -            | -            | -        | -        | -        | 56            |
| KETCHIKAN                    | 105        | 160        | 205          | 128          | 162          | 194          | 236          | 283          | 224          | -        | -        | -        | 1,697         |
| PETERSBURG                   | 69         | 73         | 78           | 43           | 51           | 83           | 98           | 95           | 115          | -        | -        | -        | 705           |
| PRINCE RUPERT                | 69         | 94         | 13           | -            | 115          | 445          | 439          | 291          | 133          | -        | -        | -        | 1,599         |
| SITKA                        | 12         | 14         | 63           | 54           | 26           | 34           | 52           | 69           | 30           | -        | -        | -        | 354           |
| SKAGWAY                      | 26         | 49         | 82           | 65           | 77           | 160          | 231          | 136          | 92           | 1        | -        | -        | 919           |
| WRANGELL                     | 47         | 45         | 63           | 36           | 37           | 87           | 101          | 89           | 77           | -        | -        | -        | 582           |
| <b>GRAND TOTAL</b>           | <b>661</b> | <b>900</b> | <b>1,373</b> | <b>1,165</b> | <b>1,065</b> | <b>1,495</b> | <b>1,878</b> | <b>1,505</b> | <b>1,304</b> | <b>1</b> | <b>-</b> | <b>-</b> | <b>11,347</b> |
| <b>Disembarking Vehicles</b> |            |            |              |              |              |              |              |              |              |          |          |          |               |
| BELLINGHAM                   | -          | -          | 345          | 259          | 95           | -            | -            | -            | -            | -        | -        | -        | 699           |
| HAINES                       | 100        | 136        | 203          | 230          | 216          | 214          | 293          | 158          | 178          | -        | -        | -        | 1,728         |
| HOONAH                       | 30         | 34         | -            | -            | -            | -            | -            | -            | -            | -        | -        | -        | 64            |
| JUNEAU                       | 181        | 246        | 317          | 241          | 225          | 293          | 323          | 270          | 202          | 1        | -        | -        | 2,299         |
| KAKE                         | 15         | 39         | 12           | -            | -            | 10           | -            | -            | -            | -        | -        | -        | 76            |
| KETCHIKAN                    | 80         | 159        | 203          | 173          | 241          | 282          | 254          | 232          | 168          | -        | -        | -        | 1,792         |
| PETERSBURG                   | 71         | 67         | 69           | 54           | 59           | 101          | 111          | 104          | 127          | -        | -        | -        | 763           |
| PRINCE RUPERT                | 51         | 77         | -            | -            | 75           | 289          | 514          | 516          | 357          | -        | -        | -        | 1,879         |
| SITKA                        | 26         | 29         | 88           | 67           | 36           | 47           | 19           | 15           | 30           | -        | -        | -        | 357           |
| SKAGWAY                      | 31         | 43         | 82           | 96           | 73           | 147          | 279          | 129          | 170          | -        | -        | -        | 1,050         |
| WRANGELL                     | 76         | 70         | 54           | 45           | 45           | 112          | 85           | 81           | 72           | -        | -        | -        | 640           |
| <b>GRAND TOTAL</b>           | <b>661</b> | <b>900</b> | <b>1,373</b> | <b>1,165</b> | <b>1,065</b> | <b>1,495</b> | <b>1,878</b> | <b>1,505</b> | <b>1,304</b> | <b>1</b> | <b>-</b> | <b>-</b> | <b>11,347</b> |

Please see page 37 for an interpretation of the information on this page.

## Taku Passengers

| PORT                           | JAN        | FEB      | MAR          | APR          | MAY          | JUN          | JUL          | AUG          | SEP          | OCT          | NOV          | DEC          | TOTAL         |
|--------------------------------|------------|----------|--------------|--------------|--------------|--------------|--------------|--------------|--------------|--------------|--------------|--------------|---------------|
| <b>Embarking Passengers</b>    |            |          |              |              |              |              |              |              |              |              |              |              |               |
| HAINES                         | 68         | 1        | 148          | 220          | -            | -            | -            | -            | -            | 227          | 122          | 178          | 964           |
| HOONAH                         | 2          | -        | 52           | 59           | -            | -            | -            | -            | 9            | 132          | 159          | 156          | 569           |
| JUNEAU                         | 239        | 5        | 1,258        | 1,029        | 659          | 698          | 956          | 918          | 985          | 1,083        | 991          | 1,268        | 10,089        |
| KAKE                           | 7          | -        | 175          | 70           | 156          | 251          | 244          | 222          | 223          | 224          | 288          | 211          | 2,071         |
| KETCHIKAN                      | 94         | -        | 471          | 574          | 545          | 861          | 1,176        | 1,031        | 763          | 753          | 557          | 593          | 7,418         |
| PETERSBURG                     | 39         | -        | 226          | 187          | 254          | 328          | 455          | 463          | 349          | 341          | 554          | 419          | 3,615         |
| PRINCE RUPERT                  | 64         | 2        | 364          | 624          | 945          | 886          | 857          | 644          | 326          | 282          | 179          | 200          | 5,373         |
| SITKA                          | -          | -        | 102          | 84           | 136          | 237          | 308          | 320          | 187          | 141          | 156          | 199          | 1,870         |
| SKAGWAY                        | 74         | -        | 160          | 214          | -            | -            | -            | -            | -            | 162          | 91           | 129          | 830           |
| WRANGELL                       | 53         | -        | 166          | 254          | 217          | 278          | 476          | 376          | 194          | 242          | 334          | 394          | 2,984         |
| <b>GRAND TOTAL</b>             | <b>640</b> | <b>8</b> | <b>3,122</b> | <b>3,315</b> | <b>2,912</b> | <b>3,539</b> | <b>4,472</b> | <b>3,974</b> | <b>3,036</b> | <b>3,587</b> | <b>3,431</b> | <b>3,747</b> | <b>35,783</b> |
| <b>Disembarking Passengers</b> |            |          |              |              |              |              |              |              |              |              |              |              |               |
| HAINES                         | 112        | -        | 230          | 354          | 2            | -            | -            | -            | -            | 373          | 154          | 183          | 1,408         |
| HOONAH                         | 43         | 5        | 106          | 125          | -            | -            | -            | -            | 28           | 145          | 181          | 301          | 934           |
| JUNEAU                         | 129        | 1        | 674          | 752          | 626          | 811          | 836          | 677          | 521          | 932          | 784          | 922          | 7,665         |
| KAKE                           | 19         | -        | 189          | 117          | 171          | 275          | 230          | 214          | 263          | 255          | 304          | 265          | 2,302         |
| KETCHIKAN                      | 120        | 2        | 635          | 893          | 822          | 689          | 953          | 866          | 468          | 627          | 691          | 648          | 7,414         |
| PETERSBURG                     | 91         | -        | 370          | 243          | 320          | 358          | 459          | 337          | 294          | 311          | 456          | 501          | 3,740         |
| PRINCE RUPERT                  | 49         | -        | 212          | 269          | 338          | 547          | 994          | 880          | 766          | 481          | 244          | 248          | 5,028         |
| SITKA                          | -          | -        | 117          | 101          | 285          | 525          | 494          | 616          | 445          | 87           | 154          | 118          | 2,942         |
| SKAGWAY                        | 34         | -        | 317          | 215          | -            | 3            | -            | -            | -            | 177          | 69           | 113          | 928           |
| WRANGELL                       | 43         | -        | 272          | 246          | 348          | 331          | 506          | 384          | 251          | 199          | 394          | 448          | 3,422         |
| <b>GRAND TOTAL</b>             | <b>640</b> | <b>8</b> | <b>3,122</b> | <b>3,315</b> | <b>2,912</b> | <b>3,539</b> | <b>4,472</b> | <b>3,974</b> | <b>3,036</b> | <b>3,587</b> | <b>3,431</b> | <b>3,747</b> | <b>35,783</b> |

Please see page 37 for an interpretation of the information on this page.

## Taku Vehicles

| PORT                         | JAN        | FEB      | MAR          | APR          | MAY          | JUN          | JUL          | AUG          | SEP        | OCT          | NOV          | DEC          | TOTAL         |
|------------------------------|------------|----------|--------------|--------------|--------------|--------------|--------------|--------------|------------|--------------|--------------|--------------|---------------|
| <b>Embarking Vehicles</b>    |            |          |              |              |              |              |              |              |            |              |              |              |               |
| HAINES                       | 23         | -        | 76           | 114          | -            | -            | -            | -            | -          | 120          | 77           | 68           | 478           |
| HOONAH                       | -          | -        | 28           | 29           | -            | -            | -            | -            | 2          | 60           | 79           | 58           | 256           |
| JUNEAU                       | 78         | 1        | 342          | 356          | 255          | 198          | 326          | 252          | 272        | 438          | 366          | 377          | 3,261         |
| KAKE                         | 1          | -        | 30           | 39           | 39           | 68           | 49           | 41           | 60         | 55           | 57           | 42           | 481           |
| KETCHIKAN                    | 25         | -        | 178          | 183          | 188          | 240          | 274          | 306          | 239        | 267          | 181          | 155          | 2,236         |
| PETERSBURG                   | 11         | -        | 87           | 68           | 88           | 87           | 98           | 123          | 92         | 105          | 134          | 85           | 978           |
| PRINCE RUPERT                | 20         | 1        | 179          | 334          | 423          | 351          | 294          | 202          | 120        | 145          | 93           | 93           | 2,255         |
| SITKA                        | -          | -        | 36           | 40           | 59           | 76           | 75           | 108          | 69         | 59           | 63           | 66           | 651           |
| SKAGWAY                      | 6          | -        | 55           | 80           | -            | -            | -            | -            | -          | 66           | 42           | 44           | 293           |
| WRANGELL                     | 9          | -        | 61           | 64           | 62           | 76           | 106          | 71           | 65         | 87           | 92           | 73           | 766           |
| <b>GRAND TOTAL</b>           | <b>173</b> | <b>2</b> | <b>1,072</b> | <b>1,307</b> | <b>1,114</b> | <b>1,096</b> | <b>1,222</b> | <b>1,103</b> | <b>919</b> | <b>1,402</b> | <b>1,184</b> | <b>1,061</b> | <b>11,655</b> |
| <b>Disembarking Vehicles</b> |            |          |              |              |              |              |              |              |            |              |              |              |               |
| HAINES                       | 37         | -        | 121          | 184          | -            | -            | -            | -            | -          | 150          | 83           | 80           | 655           |
| HOONAH                       | 10         | 1        | 43           | 49           | -            | -            | -            | -            | 12         | 65           | 71           | 89           | 340           |
| JUNEAU                       | 31         | -        | 263          | 353          | 258          | 271          | 195          | 169          | 142        | 376          | 339          | 297          | 2,694         |
| KAKE                         | 3          | -        | 40           | 44           | 49           | 60           | 47           | 46           | 70         | 46           | 60           | 47           | 512           |
| KETCHIKAN                    | 28         | 1        | 192          | 244          | 363          | 252          | 260          | 239          | 127        | 217          | 200          | 156          | 2,279         |
| PETERSBURG                   | 21         | -        | 108          | 121          | 92           | 92           | 105          | 95           | 77         | 104          | 113          | 129          | 1,057         |
| PRINCE RUPERT                | 17         | -        | 81           | 110          | 131          | 181          | 390          | 342          | 328        | 245          | 130          | 96           | 2,051         |
| SITKA                        | -          | -        | 57           | 51           | 101          | 177          | 120          | 125          | 88         | 47           | 54           | 26           | 846           |
| SKAGWAY                      | 11         | -        | 83           | 72           | -            | -            | -            | -            | -          | 81           | 37           | 38           | 322           |
| WRANGELL                     | 15         | -        | 84           | 79           | 120          | 63           | 105          | 87           | 75         | 71           | 97           | 103          | 899           |
| <b>GRAND TOTAL</b>           | <b>173</b> | <b>2</b> | <b>1,072</b> | <b>1,307</b> | <b>1,114</b> | <b>1,096</b> | <b>1,222</b> | <b>1,103</b> | <b>919</b> | <b>1,402</b> | <b>1,184</b> | <b>1,061</b> | <b>11,655</b> |

Please see page 37 for an interpretation of the information on this page.

## Tustumena Passengers

| PORT                           | JAN          | FEB          | MAR          | APR        | MAY          | JUN          | JUL          | AUG          | SEP          | OCT          | NOV        | DEC      | TOTAL         |
|--------------------------------|--------------|--------------|--------------|------------|--------------|--------------|--------------|--------------|--------------|--------------|------------|----------|---------------|
| <b>Embarking Passengers</b>    |              |              |              |            |              |              |              |              |              |              |            |          |               |
| AKUTAN                         | -            | -            | -            | -          | 59           | 39           | 41           | 47           | -            | 31           | -          | -        | 217           |
| CHENEGA BAY                    | 6            | 4            | 1            | -          | -            | -            | -            | -            | -            | -            | -          | -        | 11            |
| CHIGNIK                        | -            | -            | -            | -          | 29           | 26           | 32           | 61           | -            | 38           | -          | -        | 186           |
| COLD BAY                       | -            | -            | -            | -          | 20           | 3            | 10           | 12           | -            | 38           | -          | -        | 83            |
| CORDOVA                        | 207          | 387          | 371          | 158        | -            | -            | -            | -            | -            | -            | -          | -        | 1,123         |
| DUTCH HARBOR                   | -            | -            | -            | -          | 99           | 56           | 67           | 73           | -            | 44           | -          | -        | 339           |
| FALSE PASS                     | -            | -            | -            | -          | 4            | 6            | 8            | 3            | -            | 2            | -          | -        | 23            |
| HOMER                          | 319          | 369          | 324          | 182        | 1,375        | 1,350        | 1,811        | 1,635        | 1,691        | 1,040        | 229        | -        | 10,325        |
| KING COVE                      | -            | -            | -            | -          | 65           | 37           | 38           | 67           | -            | 84           | -          | -        | 291           |
| KODIAK                         | 255          | 388          | 367          | 232        | 680          | 826          | 969          | 1,371        | 1,350        | 856          | 183        | -        | 7,477         |
| PORT LIONS                     | 134          | 117          | 163          | 60         | 150          | 105          | 129          | 142          | 124          | 195          | 86         | -        | 1,405         |
| SAND POINT                     | -            | -            | -            | -          | 44           | 30           | 36           | 59           | -            | 61           | -          | -        | 230           |
| SELDOVIA                       | 152          | 68           | 106          | 42         | 309          | 424          | 618          | 418          | 523          | 213          | 44         | -        | 2,917         |
| TATITLEK                       | 2            | 4            | 3            | -          | -            | -            | -            | -            | -            | -            | -          | -        | 9             |
| VALDEZ                         | 68           | 324          | 150          | 43         | -            | -            | -            | -            | -            | -            | -          | -        | 585           |
| WHITTIER                       | 190          | 164          | 385          | 267        | -            | -            | -            | -            | -            | -            | -          | -        | 1,006         |
| <b>GRAND TOTAL</b>             | <b>1,333</b> | <b>1,825</b> | <b>1,870</b> | <b>984</b> | <b>2,834</b> | <b>2,902</b> | <b>3,759</b> | <b>3,888</b> | <b>3,688</b> | <b>2,602</b> | <b>542</b> | <b>-</b> | <b>26,227</b> |
| <b>Disembarking Passengers</b> |              |              |              |            |              |              |              |              |              |              |            |          |               |
| AKUTAN                         | -            | -            | -            | -          | 58           | 36           | 31           | 33           | -            | 34           | -          | -        | 192           |
| CHENEGA BAY                    | 1            | 2            | -            | 5          | -            | -            | -            | -            | -            | -            | -          | -        | 8             |
| CHIGNIK                        | -            | -            | -            | -          | 92           | 17           | 18           | 18           | -            | 6            | -          | -        | 151           |
| COLD BAY                       | -            | -            | -            | -          | 21           | 5            | 17           | 19           | -            | 44           | -          | -        | 106           |
| CORDOVA                        | 233          | 446          | 418          | 218        | -            | -            | -            | -            | -            | -            | -          | -        | 1,315         |
| DUTCH HARBOR                   | -            | -            | -            | -          | 108          | 79           | 123          | 115          | -            | 41           | -          | -        | 466           |
| FALSE PASS                     | -            | -            | -            | -          | 3            | 1            | 13           | 1            | -            | 5            | -          | -        | 23            |
| HOMER                          | 284          | 350          | 327          | 192        | 944          | 1,216        | 1,472        | 1,817        | 1,799        | 983          | 173        | -        | 9,557         |
| HOTEL                          | -            | -            | -            | -          | -            | -            | 86           | -            | -            | -            | -          | -        | 86            |
| KING COVE                      | -            | -            | -            | -          | 61           | 32           | 38           | 56           | -            | 87           | -          | -        | 274           |
| KODIAK                         | 351          | 344          | 413          | 203        | 971          | 883          | 1,222        | 1,245        | 1,311        | 937          | 255        | -        | 8,135         |
| PORT LIONS                     | 123          | 127          | 148          | 86         | 127          | 102          | 131          | 138          | 152          | 220          | 76         | -        | 1,430         |
| SAND POINT                     | -            | -            | -            | -          | 65           | 40           | 29           | 44           | -            | 55           | -          | -        | 233           |
| SELDOVIA                       | 84           | 120          | 108          | 82         | 384          | 491          | 579          | 402          | 426          | 190          | 38         | -        | 2,904         |
| TATITLEK                       | 8            | 9            | 1            | -          | -            | -            | -            | -            | -            | -            | -          | -        | 18            |
| VALDEZ                         | 72           | 286          | 176          | 36         | -            | -            | -            | -            | -            | -            | -          | -        | 570           |
| WHITTIER                       | 177          | 141          | 279          | 162        | -            | -            | -            | -            | -            | -            | -          | -        | 759           |
| <b>GRAND TOTAL</b>             | <b>1,333</b> | <b>1,825</b> | <b>1,870</b> | <b>984</b> | <b>2,834</b> | <b>2,902</b> | <b>3,759</b> | <b>3,888</b> | <b>3,688</b> | <b>2,602</b> | <b>542</b> | <b>-</b> | <b>26,227</b> |

Please see page 37 for an interpretation of the information on this page.

## Tustumena Vehicles

| PORT                         | JAN        | FEB        | MAR        | APR        | MAY          | JUN          | JUL          | AUG          | SEP          | OCT          | NOV        | DEC      | TOTAL         |
|------------------------------|------------|------------|------------|------------|--------------|--------------|--------------|--------------|--------------|--------------|------------|----------|---------------|
| <b>Embararking Vehicles</b>  |            |            |            |            |              |              |              |              |              |              |            |          |               |
| AKUTAN                       | -          | -          | -          | -          | 1            | -            | -            | -            | -            | -            | -          | -        | 1             |
| CHENEGA BAY                  | 3          | 1          | -          | 1          | -            | -            | -            | -            | -            | -            | -          | -        | 5             |
| CHIGNIK                      | -          | -          | -          | -          | 1            | 4            | 6            | 4            | -            | 11           | -          | -        | 26            |
| COLD BAY                     | -          | -          | -          | -          | 13           | 4            | 4            | 5            | -            | 31           | -          | -        | 57            |
| CORDOVA                      | 107        | 116        | 175        | 85         | -            | -            | -            | -            | -            | -            | -          | -        | 483           |
| DUTCH HARBOR                 | -          | -          | -          | -          | 18           | 10           | 3            | 4            | -            | 8            | -          | -        | 43            |
| FALSE PASS                   | -          | -          | -          | -          | 1            | 1            | 5            | 2            | -            | 1            | -          | -        | 10            |
| HOMER                        | 156        | 110        | 177        | 127        | 633          | 547          | 576          | 576          | 638          | 532          | 93         | -        | 4,165         |
| KING COVE                    | -          | -          | -          | -          | 26           | 4            | 4            | 22           | -            | 27           | -          | -        | 83            |
| KODIAK                       | 130        | 125        | 167        | 143        | 267          | 307          | 322          | 411          | 425          | 347          | 89         | -        | 2,733         |
| PORT LIONS                   | 47         | 47         | 58         | 39         | 55           | 43           | 52           | 49           | 69           | 88           | 51         | -        | 598           |
| SAND POINT                   | -          | -          | -          | -          | 18           | 9            | 12           | 13           | -            | 12           | -          | -        | 64            |
| SELDOVIA                     | 54         | 30         | 50         | 23         | 158          | 167          | 195          | 177          | 211          | 117          | 34         | -        | 1,216         |
| TATITLEK                     | 1          | -          | 1          | -          | -            | -            | -            | -            | -            | -            | -          | -        | 2             |
| VALDEZ                       | 11         | 54         | 59         | 27         | -            | -            | -            | -            | -            | -            | -          | -        | 151           |
| WHITTIER                     | 156        | 114        | 231        | 224        | -            | -            | -            | -            | -            | -            | -          | -        | 725           |
| <b>GRAND TOTAL</b>           | <b>665</b> | <b>597</b> | <b>918</b> | <b>669</b> | <b>1,191</b> | <b>1,096</b> | <b>1,179</b> | <b>1,263</b> | <b>1,343</b> | <b>1,174</b> | <b>267</b> | <b>-</b> | <b>10,362</b> |
| <b>Disembarking Vehicles</b> |            |            |            |            |              |              |              |              |              |              |            |          |               |
| AKUTAN                       | -          | -          | -          | -          | 1            | -            | -            | -            | -            | -            | -          | -        | 1             |
| CHENEGA BAY                  | 2          | 2          | 1          | 3          | -            | -            | -            | -            | -            | -            | -          | -        | 8             |
| CHIGNIK                      | -          | -          | -          | -          | 21           | 3            | 2            | 4            | -            | 1            | -          | -        | 31            |
| COLD BAY                     | -          | -          | -          | -          | 9            | 7            | 8            | 14           | -            | 15           | -          | -        | 53            |
| CORDOVA                      | 121        | 131        | 234        | 155        | -            | -            | -            | -            | -            | -            | -          | -        | 641           |
| DUTCH HARBOR                 | -          | -          | -          | -          | 3            | 9            | 9            | 4            | -            | 1            | -          | -        | 26            |
| FALSE PASS                   | -          | -          | -          | -          | 2            | 1            | 5            | -            | -            | 2            | -          | -        | 10            |
| HOMER                        | 113        | 99         | 159        | 136        | 415          | 446          | 505          | 594          | 618          | 461          | 95         | -        | 3,641         |
| HOTEL                        | -          | -          | -          | -          | -            | -            | -            | -            | -            | -            | -          | -        | -             |
| KING COVE                    | -          | -          | -          | -          | 32           | 9            | 12           | 17           | -            | 47           | -          | -        | 117           |
| KODIAK                       | 199        | 133        | 194        | 169        | 404          | 362          | 396          | 411          | 479          | 400          | 94         | -        | 3,241         |
| PORT LIONS                   | 45         | 51         | 55         | 33         | 63           | 53           | 45           | 47           | 61           | 114          | 48         | -        | 615           |
| SAND POINT                   | -          | -          | -          | -          | 35           | 14           | 11           | 10           | -            | 17           | -          | -        | 87            |
| SELDOVIA                     | 39         | 28         | 52         | 53         | 206          | 192          | 186          | 162          | 185          | 116          | 30         | -        | 1,249         |
| TATITLEK                     | 1          | 2          | 1          | -          | -            | -            | -            | -            | -            | -            | -          | -        | 4             |
| VALDEZ                       | 14         | 50         | 40         | 25         | -            | -            | -            | -            | -            | -            | -          | -        | 129           |
| WHITTIER                     | 131        | 101        | 182        | 95         | -            | -            | -            | -            | -            | -            | -          | -        | 509           |
| <b>GRAND TOTAL</b>           | <b>665</b> | <b>597</b> | <b>918</b> | <b>669</b> | <b>1,191</b> | <b>1,096</b> | <b>1,179</b> | <b>1,263</b> | <b>1,343</b> | <b>1,174</b> | <b>267</b> | <b>-</b> | <b>10,362</b> |

Please see page 37 for an interpretation of the information on this page.





# *Port to Port Traffic (On/Off)*

---

Alaska Marine Highway System, Annual Traffic Volume Report • 2008

These tables summarize inter-port passenger and vehicle traffic. They provide origin-destination information for analyzing through-traffic movements on the vessels. Information is provided for the total system for the year by geographic area (Southeast, Southwest, and Cross-Gulf) and by vessel. The report also includes summary tables for the summer season. These On/Off tables do not reflect the origin-destination of passengers and vehicles that transferred to another vessel. They show where all of the traffic that boarded a vessel at each port traveled to on that particular vessel.

## Southeast On/Off: Calendar Year

(January 1 - December 31)

| ON                 | OFF          | ANGOON        | BELLINGHAM    | HAINES       | HOONAH        | JUNEAU       | KAKE          | KETCHIKAN     | METLAKATLA | PELICAN      | PETERSBURG    | PRINCE RUPERT | SITKA         | SKAGWAY      | TENAKEE      | WRANGELL   | YAKUTAT        | TOTAL |        |
|--------------------|--------------|---------------|---------------|--------------|---------------|--------------|---------------|---------------|------------|--------------|---------------|---------------|---------------|--------------|--------------|------------|----------------|-------|--------|
| <b>Passengers</b>  |              |               |               |              |               |              |               |               |            |              |               |               |               |              |              |            |                |       |        |
| ANGOON             | -            | -             | -             | -            | 161           | 3,834        | -             | -             | -          | -            | -             | -             | -             | -            | -            | 165        | -              | -     | 4,160  |
| BELLINGHAM         | -            | -             | 3,488         | -            | -             | 3,018        | 2             | 4,049         | -          | -            | 554           | -             | 21            | 1,190        | -            | 412        | -              | -     | 12,734 |
| HAINES             | -            | 2,984         | -             | -            | -             | 21,994       | 14            | 794           | -          | -            | 252           | 740           | 457           | 7,449        | -            | 262        | -              | -     | 34,946 |
| HOONAH             | 97           | -             | -             | -            | -             | 6,155        | 8             | 78            | -          | -            | 5             | 11            | 1             | -            | 199          | 2          | -              | -     | 6,556  |
| JUNEAU             | 4,391        | 2,118         | 22,391        | 6,558        | -             | -            | 1,889         | 3,281         | -          | 959          | 3,913         | 3,337         | 14,987        | 14,182       | 1,330        | 1,264      | 105            | -     | 80,705 |
| KAKE               | -            | -             | -             | -            | 9             | 1,381        | -             | 433           | -          | -            | 277           | 6             | 330           | -            | -            | 74         | -              | -     | 2,510  |
| KETCHIKAN          | -            | 3,618         | 816           | 76           | 4,595         | 426          | -             | 16,419        | -          | 2,002        | 4,549         | 715           | 295           | -            | -            | 3,241      | 4              | -     | 36,756 |
| METLAKATLA         | -            | -             | -             | -            | -             | -            | -             | 15,655        | -          | -            | -             | -             | -             | -            | -            | -          | -              | -     | 15,655 |
| PELICAN            | -            | -             | -             | -            | -             | 1,019        | -             | -             | -          | -            | -             | -             | -             | -            | -            | -          | -              | -     | 1,019  |
| PETERSBURG         | -            | 438           | 309           | 8            | 4,578         | 216          | 1,880         | -             | -          | -            | -             | 486           | 603           | 162          | -            | 1,215      | -              | -     | 9,895  |
| PRINCE RUPERT      | -            | -             | 659           | 7            | 2,808         | 10           | 4,727         | -             | -          | 547          | -             | -             | 426           | 897          | -            | 718        | -              | -     | 10,799 |
| SITKA              | -            | 588           | 20            | 47           | 14,111        | 173          | 1,017         | -             | -          | 798          | 327           | -             | 4             | -            | 404          | -          | -              | -     | 17,489 |
| SKAGWAY            | -            | 879           | 6,310         | -            | 15,642        | 2            | 401           | -             | -          | 110          | 783           | 205           | -             | -            | -            | 81         | -              | -     | 24,413 |
| TENAKEE            | 96           | -             | -             | -            | 189           | 1,368        | -             | -             | -          | -            | -             | -             | -             | -            | -            | -          | -              | -     | 1,653  |
| WRANGELL           | -            | 306           | 221           | -            | 1,581         | 74           | 3,034         | -             | -          | 1,429        | 611           | 302           | 118           | -            | -            | -          | -              | -     | 7,676  |
| YAKUTAT            | -            | -             | -             | -            | -             | 66           | -             | -             | -          | -            | -             | 5             | -             | -            | -            | -          | -              | -     | 71     |
| <b>GRAND TOTAL</b> | <b>4,584</b> | <b>10,931</b> | <b>34,214</b> | <b>7,055</b> | <b>82,150</b> | <b>2,814</b> | <b>35,349</b> | <b>16,419</b> | <b>959</b> | <b>9,887</b> | <b>10,855</b> | <b>18,047</b> | <b>24,297</b> | <b>1,694</b> | <b>7,673</b> | <b>109</b> | <b>267,037</b> |       |        |
| <b>Vehicles</b>    |              |               |               |              |               |              |               |               |            |              |               |               |               |              |              |            |                |       |        |
| ANGOON             | -            | -             | -             | -            | 32            | 856          | -             | -             | -          | -            | -             | -             | -             | -            | 5            | -          | -              | -     | 893    |
| BELLINGHAM         | -            | -             | 1,668         | -            | -             | 1,269        | 1             | 1,499         | -          | -            | 186           | -             | 13            | 305          | -            | 125        | -              | -     | 5,066  |
| HAINES             | -            | 1,425         | -             | -            | -             | 7,005        | 3             | 382           | -          | -            | 95            | 399           | 148           | 3,251        | -            | 70         | -              | -     | 12,778 |
| HOONAH             | 30           | -             | -             | -            | -             | 2,076        | 1             | 7             | -          | -            | 3             | 3             | -             | -            | 8            | 2          | -              | -     | 2,130  |
| JUNEAU             | 915          | 906           | 7,292         | 2,141        | -             | -            | 361           | 958           | -          | 97           | 1,008         | 1,217         | 3,944         | 3,442        | 35           | 315        | 69             | -     | 22,700 |
| KAKE               | -            | -             | -             | -            | 2             | 301          | -             | 59            | -          | -            | 79            | 3             | 93            | -            | -            | 9          | -              | -     | 546    |
| KETCHIKAN          | -            | 1,423         | 322           | 8            | 1,038         | 62           | -             | 5,620         | -          | 389          | 1,673         | 223           | 44            | -            | -            | 785        | 1              | -     | 11,588 |
| METLAKATLA         | -            | -             | -             | -            | -             | -            | -             | 5,408         | -          | -            | -             | -             | -             | -            | -            | -          | -              | -     | 5,408  |
| PELICAN            | -            | -             | -             | -            | -             | 88           | -             | -             | -          | -            | -             | -             | -             | -            | -            | -          | -              | -     | 88     |
| PETERSBURG         | -            | 151           | 89            | 2            | 1,027         | 80           | 374           | -             | -          | -            | -             | 214           | 196           | 30           | -            | 312        | -              | -     | 2,475  |
| PRINCE RUPERT      | -            | -             | 327           | 3            | 1,115         | 4            | 1,733         | -             | -          | 180          | -             | -             | 167           | 215          | -            | 197        | -              | -     | 3,941  |
| SITKA              | -            | 256           | 8             | 14           | 3,726         | 66           | 292           | -             | -          | 221          | 138           | -             | 3             | -            | 65           | -          | -              | -     | 4,789  |
| SKAGWAY            | -            | 192           | 2,786         | -            | 3,657         | 1            | 64            | -             | -          | 17           | 201           | 135           | -             | -            | -            | 14         | -              | -     | 7,067  |
| TENAKEE            | 3            | -             | -             | -            | 4             | 31           | -             | -             | -          | -            | -             | -             | -             | -            | -            | -          | -              | -     | 38     |
| WRANGELL           | -            | 97            | 75            | 1            | 311           | 11           | 706           | -             | -          | 323          | 207           | 71            | 20            | -            | -            | -          | -              | -     | 1,822  |
| YAKUTAT            | -            | -             | -             | -            | -             | 44           | -             | -             | -          | -            | -             | 3             | -             | -            | -            | -          | -              | -     | 47     |
| <b>GRAND TOTAL</b> | <b>948</b>   | <b>4,450</b>  | <b>12,567</b> | <b>2,207</b> | <b>22,544</b> | <b>590</b>   | <b>11,482</b> | <b>5,620</b>  | <b>97</b>  | <b>2,501</b> | <b>4,058</b>  | <b>4,990</b>  | <b>7,310</b>  | <b>48</b>    | <b>1,894</b> | <b>70</b>  | <b>81,376</b>  |       |        |

## Southeast On/Off: Summer

(May 1 - September 30)

| ON                 | OFF | ANGOON       | BELLINGHAM   | HAINES        | HOONAH       | JUNEAU        | KAKE         | KETCHIKAN     | METLAKATLA   | PELICAN    | PETERSBURG   | PRINCE RUPERT | SITKA         | SKAGWAY       | TENAKEE    | WRANGELL     | YAKUTAT   | TOTAL          |        |
|--------------------|-----|--------------|--------------|---------------|--------------|---------------|--------------|---------------|--------------|------------|--------------|---------------|---------------|---------------|------------|--------------|-----------|----------------|--------|
| <b>Passengers</b>  |     |              |              |               |              |               |              |               |              |            |              |               |               |               |            |              |           |                |        |
| ANGOON             |     | -            | -            | -             | 152          | 1,485         | -            | -             | -            | -          | -            | -             | -             | -             | -          | 18           | -         | -              | 1,655  |
| BELLINGHAM         |     | -            | -            | 1,750         | -            | 1,748         | -            | 2,449         | -            | -          | 358          | -             | -             | 820           | -          | 221          | -         | -              | 7,346  |
| HAINES             |     | -            | 1,586        | -             | -            | 13,891        | -            | 455           | -            | -          | 136          | 659           | 234           | 5,738         | -          | 184          | -         | -              | 22,883 |
| HOONAH             |     | 12           | -            | -             | -            | 2,857         | -            | 3             | -            | -          | -            | 6             | -             | -             | 16         | -            | -         | -              | 2,894  |
| JUNEAU             |     | 1,851        | 1,120        | 14,169        | 2,828        | -             | 790          | 1,907         | -            | 809        | 2,496        | 2,968         | 9,969         | 10,187        | 810        | 755          | 79        | -              | 50,738 |
| KAKE               |     | -            | -            | -             | -            | 658           | -            | 125           | -            | -          | 105          | 2             | 169           | -             | -          | -            | 37        | -              | 1,096  |
| KETCHIKAN          |     | -            | 2,253        | 465           | -            | 2,590         | 150          | -             | 6,621        | -          | 988          | 3,354         | 445           | 178           | -          | 1,676        | 4         | -              | 18,724 |
| METLAKATLA         |     | -            | -            | -             | -            | -             | -            | 6,239         | -            | -          | -            | -             | -             | -             | -          | -            | -         | -              | 6,239  |
| PELICAN            |     | -            | -            | -             | -            | 870           | -            | -             | -            | -          | -            | -             | -             | -             | -          | -            | -         | -              | 870    |
| PETERSBURG         |     | -            | 237          | 183           | -            | 2,968         | 89           | 834           | -            | -          | -            | 396           | 437           | 134           | -          | 539          | -         | -              | 5,817  |
| PRINCE RUPERT      |     | -            | -            | 512           | -            | 2,415         | 5            | 3,401         | -            | -          | 432          | -             | 322           | 851           | -          | 623          | -         | -              | 8,561  |
| SITKA              |     | -            | 354          | -             | -            | 9,290         | 162          | 766           | -            | -          | 636          | 324           | -             | -             | -          | 249          | -         | -              | 11,781 |
| SKAGWAY            |     | -            | 636          | 5,190         | -            | 11,150        | -            | 248           | -            | -          | 72           | 724           | 133           | -             | -          | 40           | -         | -              | 18,193 |
| TENAKEE            |     | -            | -            | -             | 30           | 815           | -            | -             | -            | -          | -            | -             | -             | -             | -          | -            | -         | -              | 845    |
| WRANGELL           |     | -            | 168          | 135           | -            | 1,062         | 36           | 1,444         | -            | -          | 716          | 496           | 171           | 87            | -          | -            | -         | -              | 4,315  |
| YAKUTAT            |     | -            | -            | -             | -            | 39            | -            | -             | -            | -          | -            | 5             | -             | -             | -          | -            | -         | -              | 44     |
| <b>GRAND TOTAL</b> |     | <b>1,863</b> | <b>6,354</b> | <b>22,404</b> | <b>3,010</b> | <b>51,838</b> | <b>1,232</b> | <b>17,871</b> | <b>6,621</b> | <b>809</b> | <b>5,939</b> | <b>8,934</b>  | <b>11,880</b> | <b>17,995</b> | <b>844</b> | <b>4,324</b> | <b>83</b> | <b>162,001</b> |        |
| <b>Vehicles</b>    |     |              |              |               |              |               |              |               |              |            |              |               |               |               |            |              |           |                |        |
| ANGOON             |     | -            | -            | -             | 31           | 383           | -            | -             | -            | -          | -            | -             | -             | -             | -          | -            | -         | -              | 414    |
| BELLINGHAM         |     | -            | -            | 804           | -            | 524           | -            | 744           | -            | -          | 80           | -             | -             | 173           | -          | 44           | -         | -              | 2,369  |
| HAINES             |     | -            | 732          | -             | -            | 4,322         | -            | 231           | -            | -          | 57           | 346           | 73            | 2,555         | -          | 41           | -         | -              | 8,357  |
| HOONAH             |     | 3            | -            | -             | -            | 896           | -            | -             | -            | -          | -            | 2             | -             | -             | 1          | -            | -         | -              | 902    |
| JUNEAU             |     | 441          | 335          | 4,460         | 942          | -             | 165          | 538           | -            | 55         | 555          | 976           | 2,323         | 2,283         | 14         | 174          | 37        | -              | 13,298 |
| KAKE               |     | -            | -            | -             | -            | 151           | -            | 13            | -            | -          | 30           | 1             | 58            | -             | -          | 4            | -         | -              | 257    |
| KETCHIKAN          |     | -            | 778          | 197           | -            | 581           | 23           | -             | 2,327        | -          | 201          | 1,267         | 115           | 29            | -          | 365          | 1         | -              | 5,884  |
| METLAKATLA         |     | -            | -            | -             | -            | -             | -            | 2,200         | -            | -          | -            | -             | -             | -             | -          | -            | -         | -              | 2,200  |
| PELICAN            |     | -            | -            | -             | -            | 57            | -            | -             | -            | -          | -            | -             | -             | -             | -          | -            | -         | -              | 57     |
| PETERSBURG         |     | -            | 73           | 69            | -            | 586           | 30           | 186           | -            | -          | -            | 165           | 115           | 21            | -          | 162          | -         | -              | 1,407  |
| PRINCE RUPERT      |     | -            | -            | 240           | -            | 786           | 2            | 1,251         | -            | -          | 128          | -             | 115           | 199           | -          | 152          | -         | -              | 2,873  |
| SITKA              |     | -            | 124          | -             | -            | 2,174         | 57           | 187           | -            | -          | 145          | 136           | -             | -             | -          | 46           | -         | -              | 2,869  |
| SKAGWAY            |     | -            | 136          | 2,326         | -            | 2,336         | -            | 47            | -            | -          | 8            | 179           | 76            | -             | -          | 8            | -         | -              | 5,116  |
| TENAKEE            |     | -            | -            | -             | -            | 10            | -            | -             | -            | -          | -            | -             | -             | -             | -          | -            | -         | -              | 10     |
| WRANGELL           |     | -            | 34           | 45            | -            | 165           | 5            | 329           | -            | -          | 180          | 154           | 42            | 15            | -          | -            | -         | -              | 969    |
| YAKUTAT            |     | -            | -            | -             | -            | 23            | -            | -             | -            | -          | -            | 3             | -             | -             | -          | -            | -         | -              | 26     |
| <b>GRAND TOTAL</b> |     | <b>444</b>   | <b>2,212</b> | <b>8,141</b>  | <b>973</b>   | <b>12,994</b> | <b>282</b>   | <b>5,726</b>  | <b>2,327</b> | <b>55</b>  | <b>1,384</b> | <b>3,229</b>  | <b>2,917</b>  | <b>5,275</b>  | <b>15</b>  | <b>996</b>   | <b>38</b> | <b>47,008</b>  |        |

## Southwest On/Off: Calendar Year

(January 1 - December 31)

| ON                 | OFF | AKUTAN     | CHENEGA BAY | CHIGNIK    | COLD BAY   | CORDOVA       | DUTCH HARBOR | FALSE PASS | HOMER         | KING COVE  | KODIAK        | PORT LIONS   | SAND POINT | SELDOVIA     | TATITLEK   | VALDEZ        | WHITTIER      | TOTAL         |
|--------------------|-----|------------|-------------|------------|------------|---------------|--------------|------------|---------------|------------|---------------|--------------|------------|--------------|------------|---------------|---------------|---------------|
| <b>Passengers</b>  |     |            |             |            |            |               |              |            |               |            |               |              |            |              |            |               |               |               |
| AKUTAN             |     | -          | -           | 4          | 2          | -             | 158          | 1          | 18            | 12         | -             | -            | 22         | -            | -          | -             | -             | 217           |
| CHENEGA BAY        |     | -          | -           | -          | -          | -             | -            | -          | -             | -          | 2             | -            | -          | -            | -          | -             | 102           | 104           |
| CHIGNIK            |     | 8          | -           | -          | -          | -             | 3            | -          | 117           | 2          | 50            | -            | 6          | -            | -          | -             | -             | 186           |
| COLD BAY           |     | 2          | -           | -          | -          | -             | 19           | -          | 2             | 53         | -             | -            | 7          | -            | -          | -             | -             | 83            |
| CORDOVA            |     | -          | 22          | -          | -          | -             | -            | -          | -             | -          | -             | -            | -          | -            | 56         | 3,219         | 9,288         | 12,585        |
| DUTCH HARBOR       |     | 140        | -           | 2          | 17         | -             | -            | 1          | 98            | 9          | 62            | -            | 9          | 1            | -          | -             | -             | 339           |
| FALSE PASS         |     | 1          | -           | -          | -          | -             | -            | -          | -             | 13         | 4             | -            | 3          | 2            | -          | -             | -             | 23            |
| HOMER              |     | 15         | -           | 104        | 3          | -             | 184          | 6          | -             | 30         | 8,429         | 351          | 20         | 3,352        | -          | -             | 23            | 12,517        |
| KING COVE          |     | 7          | -           | 2          | 71         | -             | 11           | 11         | 32            | -          | 6             | -            | 151        | -            | -          | -             | -             | 291           |
| KODIAK             |     | 1          | 2           | 34         | 7          | -             | 72           | 2          | 7,769         | 1          | -             | 1,076        | 15         | 42           | -          | -             | 347           | 9,368         |
| PORT LIONS         |     | -          | -           | -          | -          | -             | -            | -          | 331           | -          | 1,074         | -            | -          | -            | -          | -             | -             | 1,405         |
| SAND POINT         |     | 18         | -           | 5          | 6          | -             | 15           | 2          | 18            | 154        | 11            | -            | -          | 1            | -          | -             | -             | 230           |
| SELDOVIA           |     | -          | -           | -          | -          | -             | 4            | -          | 3,175         | -          | 38            | -            | -          | -            | -          | -             | -             | 4             |
| TATITLEK           |     | -          | -           | -          | -          | 52            | -            | -          | -             | -          | -             | -            | -          | -            | -          | 24            | -             | 76            |
| VALDEZ             |     | -          | -           | -          | -          | 3,246         | -            | -          | -             | -          | -             | -            | -          | -            | 46         | -             | 10,034        | 13,326        |
| WHITTIER           |     | -          | 87          | -          | -          | 9,503         | -            | -          | 23            | -          | 469           | 3            | -          | -            | -          | 6,840         | -             | 16,925        |
| <b>GRAND TOTAL</b> |     | <b>192</b> | <b>111</b>  | <b>151</b> | <b>106</b> | <b>12,801</b> | <b>466</b>   | <b>23</b>  | <b>11,583</b> | <b>274</b> | <b>10,145</b> | <b>1,430</b> | <b>233</b> | <b>3,398</b> | <b>102</b> | <b>10,083</b> | <b>19,798</b> | <b>70,896</b> |
| <b>Vehicles</b>    |     |            |             |            |            |               |              |            |               |            |               |              |            |              |            |               |               |               |
| AKUTAN             |     | -          | -           | -          | -          | -             | 1            | -          | -             | -          | -             | -            | -          | -            | -          | -             | -             | 1             |
| CHENEGA BAY        |     | -          | -           | -          | -          | -             | -            | -          | -             | -          | 2             | -            | -          | -            | -          | -             | 58            | 60            |
| CHIGNIK            |     | -          | -           | -          | -          | -             | -            | -          | 19            | -          | 7             | -            | -          | -            | -          | -             | -             | 26            |
| COLD BAY           |     | -          | -           | -          | -          | -             | -            | -          | 21            | 23         | 6             | -            | 7          | -            | -          | -             | -             | 57            |
| CORDOVA            |     | -          | 12          | -          | -          | -             | -            | -          | -             | -          | -             | -            | -          | -            | 8          | 962           | 4,027         | 5,009         |
| DUTCH HARBOR       |     | 1          | -           | -          | 5          | -             | -            | -          | 24            | 2          | 7             | -            | 4          | -            | -          | -             | -             | 43            |
| FALSE PASS         |     | -          | -           | -          | -          | -             | -            | -          | 2             | 4          | 4             | -            | -          | -            | -          | -             | -             | 10            |
| HOMER              |     | -          | 1           | 17         | 13         | -             | 17           | 6          | -             | 49         | 3,328         | 172          | 40         | 1,494        | -          | -             | 8             | 5,145         |
| KING COVE          |     | -          | -           | -          | 23         | -             | 1            | 2          | 25            | -          | 1             | -            | 31         | -            | -          | -             | -             | 83            |
| KODIAK             |     | -          | 1           | 12         | 5          | -             | 2            | 2          | 2,821         | 8          | -             | 441          | 5          | 7            | -          | -             | 256           | 3,560         |
| PORT LIONS         |     | -          | -           | -          | -          | -             | -            | -          | 160           | -          | 437           | -            | -          | 1            | -          | -             | -             | 598           |
| SAND POINT         |     | -          | -           | 2          | 7          | -             | 5            | -          | 17            | 31         | 2             | -            | -          | -            | -          | -             | -             | 64            |
| SELDOVIA           |     | -          | -           | -          | -          | -             | -            | -          | 1,424         | -          | 12            | -            | -          | -            | -          | -             | -             | 1,436         |
| TATITLEK           |     | -          | -           | -          | -          | 7             | -            | -          | -             | -          | -             | -            | -          | -            | -          | -             | 13            | 20            |
| VALDEZ             |     | -          | -           | -          | -          | 1,044         | -            | -          | -             | -          | -             | -            | -          | -            | 17         | -             | 3,147         | 4,208         |
| WHITTIER           |     | -          | 45          | -          | -          | 4,149         | -            | -          | 5             | -          | 440           | 2            | -          | -            | -          | 2,277         | -             | 6,918         |
| <b>GRAND TOTAL</b> |     | <b>1</b>   | <b>59</b>   | <b>31</b>  | <b>53</b>  | <b>5,200</b>  | <b>26</b>    | <b>10</b>  | <b>4,518</b>  | <b>117</b> | <b>4,246</b>  | <b>615</b>   | <b>87</b>  | <b>1,502</b> | <b>25</b>  | <b>3,252</b>  | <b>7,496</b>  | <b>27,238</b> |

## Southwest On/Off: Summer

(May 1 - September 30)

| ON                 | OFF | AKUTAN     | CHENEGA BAY | CHIGNIK    | COLD BAY  | CORDOVA      | DUTCH HARBOR | FALSE PASS | HOMER        | KING COVE  | KODIAK       | PORT LIONS | SAND POINT | SELDOVIA     | TATITLEK  | VALDEZ       | WHITTIER      | TOTAL         |
|--------------------|-----|------------|-------------|------------|-----------|--------------|--------------|------------|--------------|------------|--------------|------------|------------|--------------|-----------|--------------|---------------|---------------|
| <b>Passengers</b>  |     |            |             |            |           |              |              |            |              |            |              |            |            |              |           |              |               |               |
| AKUTAN             |     | -          | -           | 4          | -         | -            | 139          | 1          | 18           | 10         | -            | -          | 14         | -            | -         | -            | -             | 186           |
| CHENEGA BAY        |     | -          | -           | -          | -         | -            | -            | -          | -            | -          | 2            | -          | -          | -            | -         | -            | -             | 47            |
| CHIGNIK            |     | 7          | -           | -          | -         | -            | 3            | -          | 90           | -          | 43           | -          | 5          | -            | -         | -            | -             | 148           |
| COLD BAY           |     | -          | -           | -          | -         | -            | 19           | -          | 2            | 20         | -            | -          | 4          | -            | -         | -            | -             | 45            |
| CORDOVA            |     | -          | -           | -          | -         | -            | -            | -          | -            | -          | -            | -          | -          | -            | 5         | 2,360        | 6,945         | 9,310         |
| DUTCH HARBOR       |     | 119        | -           | 1          | 17        | -            | -            | 1          | 89           | 4          | 57           | -          | 6          | 1            | -         | -            | -             | 295           |
| FALSE PASS         |     | 1          | -           | -          | -         | -            | -            | -          | -            | 12         | 3            | -          | 3          | 2            | -         | -            | -             | 21            |
| HOMER              |     | 15         | -           | 104        | 1         | -            | 174          | 2          | -            | 28         | 6,064        | 218        | 18         | 2,453        | -         | -            | -             | 9,093         |
| KING COVE          |     | 6          | -           | -          | 32        | -            | 7            | 10         | 32           | -          | 6            | -          | 114        | -            | -         | -            | -             | 207           |
| KODIAK             |     | 1          | 2           | 34         | 7         | -            | 66           | 2          | 5,624        | 1          | -            | 432        | 14         | 24           | -         | -            | 182           | 6,389         |
| PORT LIONS         |     | -          | -           | -          | -         | -            | -            | -          | 194          | -          | 456          | -          | -          | -            | -         | -            | -             | 650           |
| SAND POINT         |     | 9          | -           | 2          | 5         | -            | 13           | 2          | 15           | 112        | 10           | -          | -          | 1            | -         | -            | -             | 169           |
| SELDOVIA           |     | -          | -           | -          | -         | -            | 4            | -          | 2,316        | -          | 16           | -          | -          | -            | -         | -            | -             | 2,336         |
| TATITLEK           |     | -          | -           | -          | -         | 9            | -            | -          | -            | -          | -            | -          | -          | -            | -         | 14           | -             | 23            |
| VALDEZ             |     | -          | -           | -          | -         | 2,266        | -            | -          | -            | -          | -            | -          | -          | -            | 17        | -            | 9,808         | 12,091        |
| WHITTIER           |     | -          | 62          | -          | -         | 6,974        | -            | -          | 20           | -          | 228          | -          | -          | -            | -         | 6,575        | -             | 13,859        |
| <b>GRAND TOTAL</b> |     | <b>158</b> | <b>64</b>   | <b>145</b> | <b>62</b> | <b>9,249</b> | <b>425</b>   | <b>18</b>  | <b>8,400</b> | <b>187</b> | <b>6,885</b> | <b>650</b> | <b>178</b> | <b>2,481</b> | <b>22</b> | <b>8,949</b> | <b>16,996</b> | <b>54,869</b> |
| <b>Vehicles</b>    |     |            |             |            |           |              |              |            |              |            |              |            |            |              |           |              |               |               |
| AKUTAN             |     | -          | -           | -          | -         | -            | 1            | -          | -            | -          | -            | -          | -          | -            | -         | -            | -             | 1             |
| CHENEGA BAY        |     | -          | -           | -          | -         | -            | -            | -          | -            | -          | 2            | -          | -          | -            | -         | -            | -             | 29            |
| CHIGNIK            |     | -          | -           | -          | -         | -            | -            | -          | 9            | -          | 6            | -          | -          | -            | -         | -            | -             | 15            |
| COLD BAY           |     | -          | -           | -          | -         | -            | -            | -          | 12           | 4          | 4            | -          | 6          | -            | -         | -            | -             | 26            |
| CORDOVA            |     | -          | -           | -          | -         | -            | -            | -          | -            | -          | -            | -          | -          | -            | 1         | 764          | 2,787         | 3,552         |
| DUTCH HARBOR       |     | 1          | -           | -          | 5         | -            | -            | -          | 21           | 1          | 3            | -          | 4          | -            | -         | -            | -             | 35            |
| FALSE PASS         |     | -          | -           | -          | -         | -            | -            | -          | 2            | 3          | 4            | -          | -          | -            | -         | -            | -             | 9             |
| HOMER              |     | -          | -           | 16         | 12        | -            | 16           | 4          | -            | 34         | 2,240        | 86         | 32         | 1,004        | -         | -            | -             | 3,446         |
| KING COVE          |     | -          | -           | -          | 9         | -            | 1            | 2          | 21           | -          | -            | -          | 23         | -            | -         | -            | -             | 56            |
| KODIAK             |     | -          | 1           | 12         | 5         | -            | 2            | 2          | 1,880        | 7          | -            | 183        | 5          | 6            | -         | -            | 108           | 2,211         |
| PORT LIONS         |     | -          | -           | -          | -         | -            | -            | -          | 83           | -          | 184          | -          | -          | 1            | -         | -            | -             | 268           |
| SAND POINT         |     | -          | -           | 2          | 7         | -            | 5            | -          | 16           | 21         | 1            | -          | -          | -            | -         | -            | -             | 52            |
| SELDOVIA           |     | -          | -           | -          | -         | -            | -            | -          | 966          | -          | 6            | -          | -          | -            | -         | -            | -             | 972           |
| TATITLEK           |     | -          | -           | -          | -         | 1            | -            | -          | -            | -          | -            | -          | -          | -            | -         | -            | 9             | 10            |
| VALDEZ             |     | -          | -           | -          | -         | 789          | -            | -          | -            | -          | -            | -          | -          | -            | 10        | -            | 3,041         | 3,840         |
| WHITTIER           |     | -          | 31          | -          | -         | 2,721        | -            | -          | 4            | -          | 154          | -          | -          | -            | -         | 2,158        | -             | 5,068         |
| <b>GRAND TOTAL</b> |     | <b>1</b>   | <b>32</b>   | <b>30</b>  | <b>38</b> | <b>3,511</b> | <b>25</b>    | <b>8</b>   | <b>3,014</b> | <b>70</b>  | <b>2,604</b> | <b>269</b> | <b>70</b>  | <b>1,011</b> | <b>11</b> | <b>2,931</b> | <b>5,967</b>  | <b>19,592</b> |

**Cross-Gulf On/Off: Calendar Year**

(January 1 - December 31)

| ON                 | OFF | JUNEAU     | KETCHIKAN  | PRINCE RUPERT | WHITTIER     | YAKUTAT   | TOTAL        |
|--------------------|-----|------------|------------|---------------|--------------|-----------|--------------|
| <b>Passengers</b>  |     |            |            |               |              |           |              |
| JUNEAU             | -   | -          | -          | -             | 937          | -         | 937          |
| KETCHIKAN          | -   | -          | -          | -             | 209          | -         | 209          |
| PRINCE RUPERT      | -   | -          | -          | -             | 125          | -         | 125          |
| WHITTIER           | 764 | 157        | 121        | -             | -            | 53        | 1,095        |
| YAKUTAT            | -   | -          | -          | -             | 27           | -         | 27           |
| <b>GRAND TOTAL</b> |     | <b>764</b> | <b>157</b> | <b>121</b>    | <b>1,298</b> | <b>53</b> | <b>2,393</b> |
| <b>Vehicles</b>    |     |            |            |               |              |           |              |
| JUNEAU             | -   | -          | -          | -             | 479          | -         | 479          |
| KETCHIKAN          | -   | -          | -          | -             | 99           | -         | 99           |
| PRINCE RUPERT      | -   | -          | -          | -             | 42           | -         | 42           |
| WHITTIER           | 348 | 82         | 54         | -             | -            | 77        | 561          |
| YAKUTAT            | -   | -          | -          | -             | 44           | -         | 44           |
| <b>GRAND TOTAL</b> |     | <b>348</b> | <b>82</b>  | <b>54</b>     | <b>664</b>   | <b>77</b> | <b>1,225</b> |

**Cross-Gulf On/Off: Summer**

(May 1 - September 30)

| ON                 | OFF | JUNEAU     | KETCHIKAN  | PRINCE RUPERT | WHITTIER   | YAKUTAT   | TOTAL        |
|--------------------|-----|------------|------------|---------------|------------|-----------|--------------|
| <b>Passengers</b>  |     |            |            |               |            |           |              |
| JUNEAU             | -   | -          | -          | -             | 547        | -         | 547          |
| KETCHIKAN          | -   | -          | -          | -             | 148        | -         | 148          |
| PRINCE RUPERT      | -   | -          | -          | -             | 110        | -         | 110          |
| WHITTIER           | 548 | 125        | 99         | -             | -          | 31        | 803          |
| YAKUTAT            | -   | -          | -          | -             | 8          | -         | 8            |
| <b>GRAND TOTAL</b> |     | <b>548</b> | <b>125</b> | <b>99</b>     | <b>813</b> | <b>31</b> | <b>1,616</b> |
| <b>Vehicles</b>    |     |            |            |               |            |           |              |
| JUNEAU             | -   | -          | -          | -             | 187        | -         | 187          |
| KETCHIKAN          | -   | -          | -          | -             | 59         | -         | 59           |
| PRINCE RUPERT      | -   | -          | -          | -             | 35         | -         | 35           |
| WHITTIER           | 163 | 51         | 43         | -             | -          | 52        | 309          |
| YAKUTAT            | -   | -          | -          | -             | 25         | -         | 25           |
| <b>GRAND TOTAL</b> |     | <b>163</b> | <b>51</b>  | <b>43</b>     | <b>306</b> | <b>52</b> | <b>615</b>   |

## Aurora On/Off

| ON                 | OFF | ANGOON     | CHENEGA BAY | CORDOVA      | HOONAH     | JUNEAU       | PELICAN   | TATITLEK  | TENAKEE    | VALDEZ       | WHITTIER     | TOTAL         |
|--------------------|-----|------------|-------------|--------------|------------|--------------|-----------|-----------|------------|--------------|--------------|---------------|
| <b>Passengers</b>  |     |            |             |              |            |              |           |           |            |              |              |               |
| ANGOON             |     | -          | -           | -            | -          | 330          | -         | -         | -          | -            | -            | 330           |
| CHENEGA BAY        |     | -          | -           | -            | -          | -            | -         | -         | -          | -            | 31           | 31            |
| CORDOVA            |     | -          | 22          | -            | -          | -            | -         | 47        | -          | 464          | 1,670        | 2,203         |
| HOONAH             |     | -          | -           | -            | -          | 592          | -         | -         | -          | -            | -            | 592           |
| JUNEAU             |     | 338        | -           | -            | 574        | -            | 83        | -         | 140        | -            | -            | 1,135         |
| PELICAN            |     | -          | -           | -            | -          | 78           | -         | -         | -          | -            | -            | 78            |
| TATITLEK           |     | -          | -           | 44           | -          | -            | -         | -         | -          | 23           | -            | 67            |
| TENAKEE            |     | -          | -           | -            | -          | 157          | -         | -         | -          | -            | -            | 157           |
| VALDEZ             |     | -          | -           | 535          | -          | -            | -         | 37        | -          | -            | 5,408        | 5,980         |
| WHITTIER           |     | -          | 16          | 1,666        | -          | -            | -         | -         | -          | 3,488        | -            | 5,170         |
| <b>GRAND TOTAL</b> |     | <b>338</b> | <b>38</b>   | <b>2,245</b> | <b>574</b> | <b>1,157</b> | <b>83</b> | <b>84</b> | <b>140</b> | <b>3,975</b> | <b>7,109</b> | <b>15,743</b> |
| <b>Vehicles</b>    |     |            |             |              |            |              |           |           |            |              |              |               |
| ANGOON             |     | -          | -           | -            | -          | 85           | -         | -         | -          | -            | -            | 85            |
| CHENEGA BAY        |     | -          | -           | -            | -          | -            | -         | -         | -          | -            | 21           | 21            |
| CORDOVA            |     | -          | 12          | -            | -          | -            | -         | 5         | -          | 129          | 815          | 961           |
| HOONAH             |     | -          | -           | -            | -          | 236          | -         | -         | -          | -            | -            | 236           |
| JUNEAU             |     | 80         | -           | -            | 236        | -            | 6         | -         | 3          | -            | -            | 325           |
| PELICAN            |     | -          | -           | -            | -          | 10           | -         | -         | -          | -            | -            | 10            |
| TATITLEK           |     | -          | -           | 5            | -          | -            | -         | -         | -          | 13           | -            | 18            |
| TENAKEE            |     | -          | -           | -            | -          | 3            | -         | -         | -          | -            | -            | 3             |
| VALDEZ             |     | -          | -           | 171          | -          | -            | -         | 16        | -          | -            | 1,723        | 1,910         |
| WHITTIER           |     | -          | 6           | 849          | -          | -            | -         | -         | -          | 1,116        | -            | 1,971         |
| <b>GRAND TOTAL</b> |     | <b>80</b>  | <b>18</b>   | <b>1,025</b> | <b>236</b> | <b>334</b>   | <b>6</b>  | <b>21</b> | <b>3</b>   | <b>1,258</b> | <b>2,559</b> | <b>5,540</b>  |

## Chenega On/Off

| ON                 | OFF          | CORDOVA      | HAINES       | JUNEAU       | SITKA      | SKAGWAY      | VALDEZ        | WHITTIER      | TOTAL  |
|--------------------|--------------|--------------|--------------|--------------|------------|--------------|---------------|---------------|--------|
| <b>Passengers</b>  |              |              |              |              |            |              |               |               |        |
| CORDOVA            | -            | -            | -            | -            | -          | -            | 2,192         | 6,945         | 9,137  |
| HAINES             | -            | -            | 1,817        | -            | -          | 80           | -             | -             | 1,897  |
| JUNEAU             | -            | 1,600        | -            | 2,353        | 244        | -            | -             | -             | 4,197  |
| SITKA              | -            | -            | 2,484        | -            | -          | -            | -             | -             | 2,484  |
| SKAGWAY            | -            | 83           | 279          | -            | -          | -            | -             | -             | 362    |
| VALDEZ             | 2,119        | -            | -            | -            | -          | -            | -             | 4,563         | 6,682  |
| WHITTIER           | 6,976        | -            | -            | -            | -          | -            | 3,293         | -             | 10,269 |
| <b>GRAND TOTAL</b> | <b>9,095</b> | <b>1,683</b> | <b>4,580</b> | <b>2,353</b> | <b>324</b> | <b>5,485</b> | <b>11,508</b> | <b>35,028</b> |        |
| <b>Vehicles</b>    |              |              |              |              |            |              |               |               |        |
| CORDOVA            | -            | -            | -            | -            | -          | -            | 723           | 2,787         | 3,510  |
| HAINES             | -            | -            | 578          | -            | -          | 37           | -             | -             | 615    |
| JUNEAU             | -            | 541          | -            | 705          | 80         | -            | -             | -             | 1,326  |
| SITKA              | -            | -            | 755          | -            | -          | -            | -             | -             | 755    |
| SKAGWAY            | -            | 37           | 73           | -            | -          | -            | -             | -             | 110    |
| VALDEZ             | 733          | -            | -            | -            | -          | -            | -             | 1,387         | 2,120  |
| WHITTIER           | 2,722        | -            | -            | -            | -          | -            | 1,125         | -             | 3,847  |
| <b>GRAND TOTAL</b> | <b>3,455</b> | <b>578</b>   | <b>1,406</b> | <b>705</b>   | <b>117</b> | <b>1,848</b> | <b>4,174</b>  | <b>12,283</b> |        |

## Columbia On/Off

| ON                 | OFF          | BELLINGHAM   | HAINES       | JUNEAU       | KETCHIKAN  | PETERSBURG | SITKA        | SKAGWAY    | WRANGELL      | TOTAL |
|--------------------|--------------|--------------|--------------|--------------|------------|------------|--------------|------------|---------------|-------|
| <b>Passengers</b>  |              |              |              |              |            |            |              |            |               |       |
| BELLINGHAM         | -            | 1,330        | 1,400        | 2,027        | 275        | -          | 648          | 155        | -             | 5,835 |
| HAINES             | 1,299        | -            | 610          | 110          | 21         | 145        | 755          | 34         | -             | 2,974 |
| JUNEAU             | 847          | 837          | -            | 117          | 13         | 184        | 730          | 31         | -             | 2,759 |
| KETCHIKAN          | 1,702        | 142          | 217          | -            | 172        | -          | 64           | 233        | -             | 2,530 |
| PETERSBURG         | 177          | 85           | 361          | 81           | -          | -          | 42           | 7          | -             | 753   |
| SITKA              | 275          | -            | -            | 197          | 132        | -          | -            | 36         | -             | 640   |
| SKAGWAY            | 496          | 463          | 521          | 92           | 9          | 85         | -            | 13         | -             | 1,679 |
| WRANGELL           | 137          | 53           | 159          | 143          | 105        | -          | 39           | -          | -             | 636   |
| <b>GRAND TOTAL</b> | <b>4,933</b> | <b>2,910</b> | <b>3,268</b> | <b>2,767</b> | <b>727</b> | <b>414</b> | <b>2,278</b> | <b>509</b> | <b>17,806</b> |       |
| <b>Vehicles</b>    |              |              |              |              |            |            |              |            |               |       |
| BELLINGHAM         | -            | 595          | 380          | 612          | 54         | -          | 132          | 29         | -             | 1,802 |
| HAINES             | 599          | -            | 195          | 55           | 8          | 47         | 336          | 8          | -             | 1,248 |
| JUNEAU             | 247          | 247          | -            | 32           | 1          | 97         | 167          | 10         | -             | 801   |
| KETCHIKAN          | 585          | 68           | 38           | -            | 33         | -          | 10           | 39         | -             | 773   |
| PETERSBURG         | 49           | 32           | 46           | 16           | -          | -          | 10           | 4          | -             | 157   |
| SITKA              | 89           | -            | -            | 51           | 31         | -          | -            | 7          | -             | 178   |
| SKAGWAY            | 115          | 195          | 152          | 13           | 1          | 34         | -            | 2          | -             | 512   |
| WRANGELL           | 26           | 17           | 20           | 44           | 20         | -          | 9            | -          | -             | 136   |
| <b>GRAND TOTAL</b> | <b>1,710</b> | <b>1,154</b> | <b>831</b>   | <b>823</b>   | <b>148</b> | <b>178</b> | <b>664</b>   | <b>99</b>  | <b>5,607</b>  |       |



## Fairweather On/Off

| ON                 | OFF          | HAINES        | JUNEAU       | PETERSBURG    | SITKA        | SKAGWAY  | TOTAL         |
|--------------------|--------------|---------------|--------------|---------------|--------------|----------|---------------|
| <b>Passengers</b>  |              |               |              |               |              |          |               |
| HAINES             | -            | 3,804         | -            | -             | -            | 151      | 3,955         |
| JUNEAU             | 3,550        | -             | 1,279        | 10,231        | 2,050        | -        | 17,110        |
| PETERSBURG         | -            | 1,260         | -            | -             | -            | -        | 1,260         |
| SITKA              | -            | 10,532        | -            | -             | -            | -        | 10,532        |
| SKAGWAY            | 142          | 2,404         | -            | -             | -            | -        | 2,546         |
| <b>GRAND TOTAL</b> | <b>3,692</b> | <b>18,000</b> | <b>1,279</b> | <b>10,231</b> | <b>2,201</b> | <b>-</b> | <b>35,403</b> |
| <b>Vehicles</b>    |              |               |              |               |              |          |               |
| HAINES             | -            | 1,095         | -            | -             | -            | 59       | 1,154         |
| JUNEAU             | 1,041        | -             | 228          | 2,399         | 517          | -        | 4,185         |
| PETERSBURG         | -            | 252           | -            | -             | -            | -        | 252           |
| SITKA              | -            | 2,569         | -            | -             | -            | -        | 2,569         |
| SKAGWAY            | 57           | 559           | -            | -             | -            | -        | 616           |
| <b>GRAND TOTAL</b> | <b>1,098</b> | <b>4,475</b>  | <b>228</b>   | <b>2,399</b>  | <b>576</b>   | <b>-</b> | <b>8,776</b>  |

## Lituya On/Off

| ON                 | OFF           | KETCHIKAN     | METLAKATLA | TOTAL         |
|--------------------|---------------|---------------|------------|---------------|
| <b>Passengers</b>  |               |               |            |               |
| KETCHIKAN          | -             | 16,419        | -          | 16,419        |
| METLAKATLA         | 15,655        | -             | -          | 15,655        |
| <b>GRAND TOTAL</b> | <b>15,655</b> | <b>16,419</b> | <b>-</b>   | <b>32,074</b> |
| <b>Vehicles</b>    |               |               |            |               |
| KETCHIKAN          | -             | 5,620         | -          | 5,620         |
| METLAKATLA         | 5,408         | -             | -          | 5,408         |
| <b>GRAND TOTAL</b> | <b>5,408</b>  | <b>5,620</b>  | <b>-</b>   | <b>11,028</b> |

### Kennicott On/Off

| ON                 | OFF        | BELLINGHAM | CHENEGA BAY | CORDOVA    | HAINES       | HOMER        | JUNEAU     | KETCHIKAN    | KODIAK    | PETERSBURG | PRINCE RUPERT | SELDOVIA  | SITKA      | SKAGWAY   | VALDEZ       | WHITTIER  | WRANGELL   | YAKUTAT       | TOTAL |
|--------------------|------------|------------|-------------|------------|--------------|--------------|------------|--------------|-----------|------------|---------------|-----------|------------|-----------|--------------|-----------|------------|---------------|-------|
| <b>Passengers</b>  |            |            |             |            |              |              |            |              |           |            |               |           |            |           |              |           |            |               |       |
| BELLINGHAM         | -          | -          | -           | 115        | -            | 63           | 85         | -            | 19        | -          | -             | -         | -          | 66        | -            | -         | 26         | -             | 374   |
| CHENEGA BAY        | -          | -          | -           | -          | -            | -            | -          | -            | 2         | -          | -             | -         | -          | -         | -            | 60        | -          | -             | 62    |
| CORDOVA            | -          | -          | -           | -          | -            | -            | -          | -            | -         | -          | -             | -         | -          | -         | 43           | 79        | -          | -             | 122   |
| HAINES             | 62         | -          | -           | -          | -            | -            | 33         | 102          | -         | 6          | -             | -         | 12         | 137       | -            | -         | -          | -             | 352   |
| HOMER              | -          | -          | -           | -          | -            | -            | -          | -            | 1,686     | -          | -             | 485       | -          | -         | -            | 21        | -          | -             | 2,192 |
| JUNEAU             | 72         | -          | -           | 110        | -            | -            | -          | 176          | -         | -          | 73            | -         | 19         | 79        | -            | 937       | 1          | 105           | 1,572 |
| KETCHIKAN          | 60         | -          | -           | 132        | -            | -            | 425        | -            | -         | 31         | 267           | -         | -          | 61        | -            | 209       | 31         | 4             | 1,220 |
| KODIAK             | -          | 2          | -           | -          | 1,619        | -            | -          | -            | -         | -          | -             | 9         | -          | -         | -            | 261       | -          | -             | 1,891 |
| PETERSBURG         | 20         | -          | -           | 8          | -            | 73           | 13         | -            | -         | -          | -             | -         | -          | 1         | -            | -         | -          | -             | 115   |
| PRINCE RUPERT      | -          | -          | -           | -          | -            | 101          | 167        | -            | -         | -          | -             | -         | -          | -         | -            | 125       | -          | -             | 393   |
| SELDOVIA           | -          | -          | -           | -          | 384          | -            | -          | 5            | -         | -          | -             | -         | -          | -         | -            | 1         | -          | -             | 390   |
| SITKA              | 13         | -          | -           | -          | -            | -            | 31         | -            | 7         | -          | -             | -         | -          | -         | -            | -         | 13         | -             | 64    |
| SKAGWAY            | 29         | -          | -           | 69         | -            | 86           | 80         | -            | -         | -          | -             | -         | 30         | -         | -            | -         | 4          | -             | 298   |
| VALDEZ             | -          | -          | 79          | -          | -            | -            | -          | -            | -         | -          | -             | -         | -          | -         | -            | -         | -          | -             | 79    |
| WHITTIER           | -          | 63         | 67          | -          | 23           | 764          | 157        | 317          | -         | 121        | -             | -         | -          | -         | 10           | -         | -          | 53            | 1,575 |
| WRANGELL           | 7          | -          | -           | 5          | -            | 22           | 38         | -            | 33        | -          | -             | -         | -          | 6         | -            | -         | -          | -             | 111   |
| YAKUTAT            | -          | -          | -           | -          | -            | 66           | -          | -            | -         | 5          | -             | -         | -          | -         | -            | 27        | -          | -             | 98    |
| <b>GRAND TOTAL</b> | <b>263</b> | <b>65</b>  | <b>146</b>  | <b>439</b> | <b>2,026</b> | <b>1,633</b> | <b>849</b> | <b>2,010</b> | <b>96</b> | <b>466</b> | <b>494</b>    | <b>61</b> | <b>350</b> | <b>53</b> | <b>1,720</b> | <b>75</b> | <b>162</b> | <b>10,908</b> |       |
| <b>Vehicles</b>    |            |            |             |            |              |              |            |              |           |            |               |           |            |           |              |           |            |               |       |
| BELLINGHAM         | -          | -          | -           | 47         | -            | 10           | 20         | -            | 1         | -          | -             | -         | -          | 13        | -            | -         | 2          | -             | 93    |
| CHENEGA BAY        | -          | -          | -           | -          | -            | -            | -          | -            | 2         | -          | -             | -         | -          | -         | -            | 32        | -          | -             | 34    |
| CORDOVA            | -          | -          | -           | -          | -            | -            | -          | -            | -         | -          | -             | -         | -          | -         | 7            | 48        | -          | -             | 55    |
| HAINES             | 29         | -          | -           | -          | -            | 10           | 46         | -            | -         | -          | -             | -         | 5          | 63        | -            | -         | -          | -             | 153   |
| HOMER              | -          | -          | -           | -          | -            | -            | -          | 725          | -         | -          | -             | 251       | -          | -         | -            | 4         | -          | -             | 980   |
| JUNEAU             | 27         | -          | -           | 17         | -            | -            | 54         | -            | -         | 30         | -             | 9         | 17         | -         | 479          | 1         | 69         | -             | 703   |
| KETCHIKAN          | 13         | -          | -           | 46         | -            | 124          | -          | -            | 8         | 95         | -             | -         | 13         | -         | 99           | 5         | 1          | -             | 404   |
| KODIAK             | -          | 1          | -           | -          | 654          | -            | -          | -            | -         | -          | -             | 2         | -          | -         | -            | 170       | -          | -             | 827   |
| PETERSBURG         | 7          | -          | -           | -          | -            | 11           | 5          | -            | -         | -          | -             | -         | -          | -         | -            | -         | -          | -             | 23    |
| PRINCE RUPERT      | -          | -          | -           | -          | -            | 28           | 59         | -            | -         | -          | -             | -         | -          | -         | -            | 42        | -          | -             | 129   |
| SELDOVIA           | -          | -          | -           | -          | 218          | -            | -          | 2            | -         | -          | -             | -         | -          | -         | -            | -         | -          | -             | 220   |
| SITKA              | 4          | -          | -           | -          | -            | -            | 10         | -            | -         | -          | -             | -         | -          | -         | -            | -         | 4          | -             | 18    |
| SKAGWAY            | 3          | -          | -           | 35         | -            | 27           | 17         | -            | -         | -          | -             | -         | 5          | -         | -            | -         | -          | -             | 87    |
| VALDEZ             | -          | -          | 27          | -          | -            | -            | -          | -            | -         | -          | -             | -         | -          | -         | -            | -         | -          | -             | 27    |
| WHITTIER           | -          | 32         | 52          | -          | 5            | 348          | 82         | 276          | -         | 54         | -             | -         | -          | -         | 10           | -         | -          | 77            | 936   |
| WRANGELL           | -          | -          | -           | 1          | -            | 1            | 12         | -            | 4         | -          | -             | -         | -          | -         | -            | -         | -          | -             | 18    |
| YAKUTAT            | -          | -          | -           | -          | -            | 44           | -          | -            | -         | 3          | -             | -         | -          | -         | -            | 44        | -          | -             | 91    |
| <b>GRAND TOTAL</b> | <b>83</b>  | <b>33</b>  | <b>79</b>   | <b>146</b> | <b>877</b>   | <b>603</b>   | <b>305</b> | <b>1,005</b> | <b>13</b> | <b>182</b> | <b>253</b>    | <b>19</b> | <b>106</b> | <b>17</b> | <b>918</b>   | <b>12</b> | <b>147</b> | <b>4,798</b>  |       |

## LeConte On/Off

| ON                 | OFF | ANGOON       | HAINES       | HOONAH       | JUNEAU        | PELICAN    | SKAGWAY      | TENAKEE      | TOTAL         |
|--------------------|-----|--------------|--------------|--------------|---------------|------------|--------------|--------------|---------------|
| <b>Passengers</b>  |     |              |              |              |               |            |              |              |               |
| ANGOON             |     | -            | -            | 161          | 3,504         | -          | -            | 165          | 3,830         |
| HAINES             |     | -            | -            | -            | 2,570         | -          | 964          | -            | 3,534         |
| HOONAH             |     | 97           | -            | -            | 4,966         | -          | -            | 199          | 5,262         |
| JUNEAU             |     | 4,053        | 2,440        | 4,927        | -             | 876        | 1,673        | 1,190        | 15,159        |
| PELICAN            |     | -            | -            | -            | 941           | -          | -            | -            | 941           |
| SKAGWAY            |     | -            | 471          | -            | 2,302         | -          | -            | -            | 2,773         |
| TENAKEE            |     | 96           | -            | 189          | 1,211         | -          | -            | -            | 1,496         |
| <b>GRAND TOTAL</b> |     | <b>4,246</b> | <b>2,911</b> | <b>5,277</b> | <b>15,494</b> | <b>876</b> | <b>2,637</b> | <b>1,554</b> | <b>32,995</b> |
| <b>Vehicles</b>    |     |              |              |              |               |            |              |              |               |
| ANGOON             |     | -            | -            | 32           | 771           | -          | -            | 5            | 808           |
| HAINES             |     | -            | -            | -            | 785           | -          | 379          | -            | 1,164         |
| HOONAH             |     | 30           | -            | -            | 1,537         | -          | -            | 8            | 1,575         |
| JUNEAU             |     | 835          | 852          | 1,531        | -             | 91         | 493          | 32           | 3,834         |
| PELICAN            |     | -            | -            | -            | 78            | -          | -            | -            | 78            |
| SKAGWAY            |     | -            | 162          | -            | 694           | -          | -            | -            | 856           |
| TENAKEE            |     | 3            | -            | 4            | 28            | -          | -            | -            | 35            |
| <b>GRAND TOTAL</b> |     | <b>868</b>   | <b>1,014</b> | <b>1,567</b> | <b>3,893</b>  | <b>91</b>  | <b>872</b>   | <b>45</b>    | <b>8,350</b>  |

## Malaspina On/Off

| ON                 | OFF          | BELLINGHAM    | HAINES        | JUNEAU   | KAKE         | KETCHIKAN    | PETERSBURG | SITKA         | SKAGWAY    | WRANGELL | TOTAL         |
|--------------------|--------------|---------------|---------------|----------|--------------|--------------|------------|---------------|------------|----------|---------------|
| <b>Passengers</b>  |              |               |               |          |              |              |            |               |            |          |               |
| BELLINGHAM         | -            | 1,343         | 1,108         | -        | 1,325        | 161          | -          | 271           | 161        |          | 4,369         |
| HAINES             | 1,097        | -             | 11,266        | -        | 172          | 75           | 228        | 4,370         | 45         |          | 17,253        |
| JUNEAU             | 910          | 11,305        | -             | 2        | 222          | 95           | 700        | 7,460         | 62         |          | 20,756        |
| KAKE               | -            | -             | -             | -        | 69           | 1            | -          | -             | -          |          | 70            |
| KETCHIKAN          | 1,394        | 125           | 668           | -        | -            | 319          | -          | 51            | 471        |          | 3,028         |
| PETERSBURG         | 197          | 30            | 767           | -        | 128          | -            | -          | 19            | 60         |          | 1,201         |
| SITKA              | 233          | -             | -             | 6        | 138          | 132          | -          | -             | 128        |          | 637           |
| SKAGWAY            | 287          | 4,102         | 8,487         | -        | 83           | 10           | 67         | -             | 11         |          | 13,047        |
| WRANGELL           | 133          | 45            | 262           | -        | 468          | 300          | -          | 13            | -          |          | 1,221         |
| <b>GRAND TOTAL</b> | <b>4,251</b> | <b>16,950</b> | <b>22,558</b> | <b>8</b> | <b>2,605</b> | <b>1,093</b> | <b>995</b> | <b>12,184</b> | <b>938</b> |          | <b>61,582</b> |
| <b>Vehicles</b>    |              |               |               |          |              |              |            |               |            |          |               |
| BELLINGHAM         | -            | 668           | 659           | -        | 578          | 87           | -          | 92            | 65         |          | 2,149         |
| HAINES             | 542          | -             | 3,619         | -        | 60           | 11           | 68         | 1,930         | 6          |          | 6,236         |
| JUNEAU             | 484          | 3,628         | -             | -        | 59           | 30           | 338        | 1,572         | 13         |          | 6,124         |
| KAKE               | -            | -             | -             | -        | 9            | -            | -          | -             | -          |          | 9             |
| KETCHIKAN          | 616          | 47            | 102           | -        | -            | 59           | -          | 2             | 131        |          | 957           |
| PETERSBURG         | 75           | 9             | 210           | -        | 45           | -            | -          | 5             | 16         |          | 360           |
| SITKA              | 120          | -             | -             | 2        | 70           | 59           | -          | -             | 13         |          | 264           |
| SKAGWAY            | 60           | 1,818         | 1,703         | -        | 11           | 2            | 80         | -             | -          |          | 3,674         |
| WRANGELL           | 61           | 24            | 64            | -        | 125          | 44           | -          | 2             | -          |          | 320           |
| <b>GRAND TOTAL</b> | <b>1,958</b> | <b>6,194</b>  | <b>6,357</b>  | <b>2</b> | <b>957</b>   | <b>292</b>   | <b>486</b> | <b>3,603</b>  | <b>244</b> |          | <b>20,093</b> |

## Matanuska On/Off

| ON                 | OFF          | BELLINGHAM   | HAINES     | HOONAH       | JUNEAU     | KAKE         | KETCHIKAN    | PETERSBURG   | PRINCE RUPERT | SITKA        | SKAGWAY      | WRANGELL | TOTAL         |
|--------------------|--------------|--------------|------------|--------------|------------|--------------|--------------|--------------|---------------|--------------|--------------|----------|---------------|
| <b>Passengers</b>  |              |              |            |              |            |              |              |              |               |              |              |          |               |
| BELLINGHAM         | -            | 700          | -          | 447          | 2          | 612          | 99           | -            | 21            | 205          | 70           |          | 2,156         |
| HAINES             | 526          | -            | -          | 1,334        | -          | 322          | 119          | 669          | 72            | 817          | 158          |          | 4,017         |
| HOONAH             | -            | -            | -          | 112          | -          | 20           | 1            | -            | -             | -            | -            |          | 133           |
| JUNEAU             | 289          | 1,615        | 235        | -            | 328        | 1,159        | 1,024        | 1,794        | 659           | 1,283        | 479          |          | 8,865         |
| KAKE               | -            | -            | 2          | 174          | -          | 74           | 65           | -            | 54            | -            | -            |          | 369           |
| KETCHIKAN          | 462          | 294          | 28         | 1,923        | 127        | -            | 603          | 1,694        | 134           | 90           | 995          |          | 6,350         |
| PETERSBURG         | 44           | 146          | 1          | 1,292        | 43         | 602          | -            | 150          | 62            | 89           | 522          |          | 2,951         |
| PRINCE RUPERT      | -            | 524          | -          | 1,451        | 3          | 1,810        | 173          | -            | 14            | 855          | 328          |          | 5,158         |
| SITKA              | 67           | 11           | 4          | 113          | -          | 431          | 314          | 177          | -             | 3            | 142          |          | 1,262         |
| SKAGWAY            | 67           | 820          | -          | 995          | -          | 129          | 77           | 732          | 23            | -            | 35           |          | 2,878         |
| WRANGELL           | 29           | 111          | -          | 718          | 1          | 1,057        | 477          | 266          | 12            | 53           | -            |          | 2,724         |
| <b>GRAND TOTAL</b> | <b>1,484</b> | <b>4,221</b> | <b>270</b> | <b>8,559</b> | <b>504</b> | <b>6,216</b> | <b>2,952</b> | <b>5,482</b> | <b>1,051</b>  | <b>3,395</b> | <b>2,729</b> |          | <b>36,863</b> |
| <b>Vehicles</b>    |              |              |            |              |            |              |              |              |               |              |              |          |               |
| BELLINGHAM         | -            | 358          | -          | 220          | 1          | 289          | 44           | -            | 13            | 68           | 29           |          | 1,022         |
| HAINES             | 255          | -            | -          | 489          | -          | 151          | 57           | 352          | 28            | 356          | 42           |          | 1,730         |
| HOONAH             | -            | -            | -          | 58           | -          | 3            | 1            | -            | -             | -            | 1            |          | 63            |
| JUNEAU             | 148          | 563          | 61         | -            | 50         | 283          | 275          | 513          | 217           | 395          | 115          |          | 2,620         |
| KAKE               | -            | -            | 1          | 30           | -          | 4            | 12           | -            | 9             | -            | -            |          | 56            |
| KETCHIKAN          | 209          | 107          | 1          | 358          | 10         | -            | 110          | 626          | 31            | 12           | 233          |          | 1,697         |
| PETERSBURG         | 20           | 37           | -          | 286          | 12         | 121          | -            | 65           | 30            | 11           | 123          |          | 705           |
| PRINCE RUPERT      | -            | 247          | -          | 408          | 1          | 622          | 52           | -            | 6             | 199          | 64           |          | 1,599         |
| SITKA              | 43           | 4            | 1          | 40           | -          | 90           | 82           | 67           | -             | 2            | 25           |          | 354           |
| SKAGWAY            | 14           | 383          | -          | 287          | -          | 18           | 11           | 182          | 16            | -            | 8            |          | 919           |
| WRANGELL           | 10           | 29           | -          | 123          | 2          | 211          | 119          | 74           | 7             | 7            | -            |          | 582           |
| <b>GRAND TOTAL</b> | <b>699</b>   | <b>1,728</b> | <b>64</b>  | <b>2,299</b> | <b>76</b>  | <b>1,792</b> | <b>763</b>   | <b>1,879</b> | <b>357</b>    | <b>1,050</b> | <b>640</b>   |          | <b>11,347</b> |

## Taku On/Off

| ON \ OFF           | HAINES       | HOONAH     | JUNEAU       | KAKE         | KETCHIKAN    | PETERSBURG   | PRINCE RUPERT | SITKA        | SKAGWAY    | WRANGELL     | TOTAL         |
|--------------------|--------------|------------|--------------|--------------|--------------|--------------|---------------|--------------|------------|--------------|---------------|
| <b>Passengers</b>  |              |            |              |              |              |              |               |              |            |              |               |
| HAINES             | -            | -          | 560          | 14           | 88           | 31           | 71            | -            | 175        | 25           | 964           |
| HOONAH             | -            | -          | 485          | 8            | 58           | 4            | 11            | 1            | -          | 2            | 569           |
| JUNEAU             | 934          | 822        | -            | 1,559        | 1,607        | 1,502        | 1,470         | 841          | 663        | 691          | 10,089        |
| KAKE               | -            | 7          | 1,207        | -            | 290          | 211          | 6             | 276          | -          | 74           | 2,071         |
| KETCHIKAN          | 123          | 48         | 1,362        | 299          | -            | 877          | 2,588         | 581          | 29         | 1,511        | 7,418         |
| PETERSBURG         | 40           | 7          | 825          | 173          | 1,056        | -            | 336           | 541          | 11         | 626          | 3,615         |
| PRINCE RUPERT      | 135          | 7          | 1,256        | 7            | 2,750        | 374          | -             | 412          | 42         | 390          | 5,373         |
| SITKA              | 9            | 43         | 982          | 167          | 220          | 213          | 150           | -            | 1          | 85           | 1,870         |
| SKAGWAY            | 160          | -          | 568          | 2            | 17           | 14           | 51            | -            | -          | 18           | 830           |
| WRANGELL           | 7            | -          | 420          | 73           | 1,328        | 514          | 345           | 290          | 7          | -            | 2,984         |
| <b>GRAND TOTAL</b> | <b>1,408</b> | <b>934</b> | <b>7,665</b> | <b>2,302</b> | <b>7,414</b> | <b>3,740</b> | <b>5,028</b>  | <b>2,942</b> | <b>928</b> | <b>3,422</b> | <b>35,783</b> |
| <b>Vehicles</b>    |              |            |              |              |              |              |               |              |            |              |               |
| HAINES             | -            | -          | 234          | 3            | 70           | 19           | 47            | -            | 91         | 14           | 478           |
| HOONAH             | -            | -          | 245          | 1            | 4            | 2            | 3             | -            | -          | 1            | 256           |
| JUNEAU             | 403          | 313        | -            | 311          | 530          | 474          | 674           | 179          | 201        | 176          | 3,261         |
| KAKE               | -            | 1          | 271          | -            | 46           | 67           | 3             | 84           | -          | 9            | 481           |
| KETCHIKAN          | 54           | 7          | 416          | 52           | -            | 179          | 952           | 192          | 7          | 377          | 2,236         |
| PETERSBURG         | 11           | 2          | 222          | 68           | 187          | -            | 149           | 166          | 4          | 169          | 978           |
| PRINCE RUPERT      | 80           | 3          | 679          | 3            | 1,052        | 128          | -             | 161          | 16         | 133          | 2,255         |
| SITKA              | 4            | 13         | 362          | 64           | 71           | 49           | 71            | -            | 1          | 16           | 651           |
| SKAGWAY            | 99           | -          | 162          | 1            | 5            | 3            | 19            | -            | -          | 4            | 293           |
| WRANGELL           | 4            | 1          | 103          | 9            | 314          | 136          | 133           | 64           | 2          | -            | 766           |
| <b>GRAND TOTAL</b> | <b>655</b>   | <b>340</b> | <b>2,694</b> | <b>512</b>   | <b>2,279</b> | <b>1,057</b> | <b>2,051</b>  | <b>846</b>   | <b>322</b> | <b>899</b>   | <b>11,655</b> |

## Tustumena On/Off

| ON                 | OFF | AKUTAN     | CHENEGA BAY | CHIGNIK    | COLD BAY   | CORDOVA      | DUTCH HARBOR | FALSE PASS | HOMER        | HOTEL     | KING COVE  | KODIAK       | PORT LIONS   | SAND POINT | SELDOVIA     | TATTLEK   | VALDEZ     | WHITTIER   | TOTAL         |
|--------------------|-----|------------|-------------|------------|------------|--------------|--------------|------------|--------------|-----------|------------|--------------|--------------|------------|--------------|-----------|------------|------------|---------------|
| <b>Passengers</b>  |     |            |             |            |            |              |              |            |              |           |            |              |              |            |              |           |            |            |               |
| AKUTAN             |     | -          | -           | 4          | 2          | -            | 158          | 1          | 18           | -         | 12         | -            | -            | 22         | -            | -         | -          | -          | 217           |
| CHENEGA BAY        |     | -          | -           | -          | -          | -            | -            | -          | -            | -         | -          | -            | -            | -          | -            | -         | -          | 11         | 11            |
| CHIGNIK            |     | 8          | -           | -          | -          | -            | 3            | -          | 117          | -         | 2          | 50           | -            | 6          | -            | -         | -          | -          | 186           |
| COLD BAY           |     | 2          | -           | -          | -          | -            | 19           | -          | 2            | -         | 53         | -            | -            | 7          | -            | -         | -          | -          | 83            |
| CORDOVA            |     | -          | -           | -          | -          | -            | -            | -          | -            | -         | -          | -            | -            | -          | -            | 9         | 520        | 594        | 1,123         |
| DUTCH HARBOR       |     | 140        | -           | 2          | 17         | -            | -            | 1          | 98           | -         | 9          | 62           | -            | 9          | 1            | -         | -          | -          | 339           |
| FALSE PASS         |     | 1          | -           | -          | -          | -            | -            | -          | -            | -         | 13         | 4            | -            | 3          | 2            | -         | -          | -          | 23            |
| HOMER              |     | 15         | -           | 104        | 3          | -            | 184          | 6          | -            | -         | 30         | 6,743        | 351          | 20         | 2,867        | -         | -          | 2          | 10,325        |
| KING COVE          |     | 7          | -           | 2          | 71         | -            | 11           | 11         | 32           | -         | -          | 6            | -            | 151        | -            | -         | -          | -          | 291           |
| KODIAK             |     | 1          | -           | 34         | 7          | -            | 72           | 2          | 6,150        | -         | 1          | -            | 1,076        | 15         | 33           | -         | -          | 86         | 7,477         |
| PORT LIONS         |     | -          | -           | -          | -          | -            | -            | -          | 331          | -         | -          | 1,074        | -            | -          | -            | -         | -          | -          | 1,405         |
| SAND POINT         |     | 18         | -           | 5          | 6          | -            | 15           | 2          | 18           | -         | 154        | 11           | -            | -          | 1            | -         | -          | -          | 230           |
| SELDOVIA           |     | -          | -           | -          | -          | -            | 4            | -          | 2,791        | 86        | -          | 33           | -            | -          | -            | -         | -          | 3          | 2,917         |
| TATTLEK            |     | -          | -           | -          | -          | 8            | -            | -          | -            | -         | -          | -            | -            | -          | -            | -         | 1          | -          | 9             |
| VALDEZ             |     | -          | -           | -          | -          | 513          | -            | -          | -            | -         | -          | -            | -            | -          | -            | 9         | -          | 63         | 585           |
| WHITTIER           |     | -          | 8           | -          | -          | 794          | -            | -          | -            | -         | -          | 152          | 3            | -          | -            | -         | 49         | -          | 1,006         |
| <b>GRAND TOTAL</b> |     | <b>192</b> | <b>8</b>    | <b>151</b> | <b>106</b> | <b>1,315</b> | <b>466</b>   | <b>23</b>  | <b>9,557</b> | <b>86</b> | <b>274</b> | <b>8,135</b> | <b>1,430</b> | <b>233</b> | <b>2,904</b> | <b>18</b> | <b>570</b> | <b>759</b> | <b>26,227</b> |
| <b>Vehicles</b>    |     |            |             |            |            |              |              |            |              |           |            |              |              |            |              |           |            |            |               |
| AKUTAN             |     | -          | -           | -          | -          | -            | 1            | -          | -            | -         | -          | -            | -            | -          | -            | -         | -          | -          | 1             |
| CHENEGA BAY        |     | -          | -           | -          | -          | -            | -            | -          | -            | -         | -          | -            | -            | -          | -            | -         | -          | 5          | 5             |
| CHIGNIK            |     | -          | -           | -          | -          | -            | -            | -          | 19           | -         | -          | 7            | -            | -          | -            | -         | -          | -          | 26            |
| COLD BAY           |     | -          | -           | -          | -          | -            | -            | -          | 21           | -         | 23         | 6            | -            | 7          | -            | -         | -          | -          | 57            |
| CORDOVA            |     | -          | -           | -          | -          | -            | -            | -          | -            | -         | -          | -            | -            | -          | -            | 3         | 103        | 377        | 483           |
| DUTCH HARBOR       |     | 1          | -           | -          | 5          | -            | -            | -          | 24           | -         | 2          | 7            | -            | 4          | -            | -         | -          | -          | 43            |
| FALSE PASS         |     | -          | -           | -          | -          | -            | -            | -          | 2            | -         | 4          | 4            | -            | -          | -            | -         | -          | -          | 10            |
| HOMER              |     | -          | 1           | 17         | 13         | -            | 17           | 6          | -            | -         | 49         | 2,603        | 172          | 40         | 1,243        | -         | -          | 4          | 4,165         |
| KING COVE          |     | -          | -           | -          | 23         | -            | 1            | 2          | 25           | -         | -          | 1            | -            | 31         | -            | -         | -          | -          | 83            |
| KODIAK             |     | -          | -           | 12         | 5          | -            | 2            | 2          | 2,167        | -         | 8          | -            | 441          | 5          | 5            | -         | -          | 86         | 2,733         |
| PORT LIONS         |     | -          | -           | -          | -          | -            | -            | -          | 160          | -         | -          | 437          | -            | -          | 1            | -         | -          | -          | 598           |
| SAND POINT         |     | -          | -           | 2          | 7          | -            | 5            | -          | 17           | -         | 31         | 2            | -            | -          | -            | -         | -          | -          | 64            |
| SELDOVIA           |     | -          | -           | -          | -          | -            | -            | -          | 1,206        | -         | -          | 10           | -            | -          | -            | -         | -          | -          | 1,216         |
| TATTLEK            |     | -          | -           | -          | -          | 2            | -            | -          | -            | -         | -          | -            | -            | -          | -            | -         | -          | -          | 2             |
| VALDEZ             |     | -          | -           | -          | -          | 113          | -            | -          | -            | -         | -          | -            | -            | -          | -            | 1         | -          | 37         | 151           |
| WHITTIER           |     | -          | 7           | -          | -          | 526          | -            | -          | -            | -         | -          | 164          | 2            | -          | -            | -         | 26         | -          | 725           |
| <b>GRAND TOTAL</b> |     | <b>1</b>   | <b>8</b>    | <b>31</b>  | <b>53</b>  | <b>641</b>   | <b>26</b>    | <b>10</b>  | <b>3,641</b> | <b>-</b>  | <b>117</b> | <b>3,241</b> | <b>615</b>   | <b>87</b>  | <b>1,249</b> | <b>4</b>  | <b>129</b> | <b>509</b> | <b>10,362</b> |





# Link Volume Summary

---

Alaska Marine Highway System, Annual Traffic Volume Report • 2008

The link volume summary reports are used to establish a measure of capacity utilized relative to the capacity provided. This report shows the traffic and capacity on each “link” of the system. A “link” is defined as a departure from one port and an arrival at the next. A complete trip usually consists of several links. For example, a passenger going from Juneau to Skagway in one trip would typically travel on two links “Juneau to Haines” and “Haines to Skagway.” This passenger would be counted as one on each of these links. Consequently, the link volume count includes both the through-traffic and the traffic embarking from the first port in the link pair.

The link volume for each pair of ports is directional, with the port of origin appearing first. The link volume for “Bellingham-Ketchikan” indicates the total traffic northbound between Bellingham and Ketchikan with no intermediate stops. Cross-gulf links are listed in a separate table named “Cross-Gulf Link Volume.”

Link volume data is provided by geographic area and by vessel. Passenger and vehicle counts, total passenger and vehicle miles for each link, and capacity ratios for both passengers and vehicles are reported. Number of trips, trip length, and total miles for each link are also shown.

Monthly Link Volume Tables are provided by region. In these tables, only total counts are provided for passengers, vehicles, and trips by month.

The link volume data is useful because of the finite capacity of the vessels and the variation in size from vessel to vessel. One hundred and twenty-five passengers on the M/V Aurora traveling from Petersburg to Kake would have the same passenger link volume capacity ratio, 50%, as 225 passengers traveling on the M/V Taku. Where the link volume ratios are high, this is an indication that additional service may be warranted.

The link length in the table is given in nautical miles. (Statute miles for each link are shown on the diagrammatic maps). The “vessel miles” is the total number of nautical miles traveled over each link during the year, and is determined by multiplying the number of trips by the link length.

Passenger capacity: As the Vessel Information Table on page 5 shows, each vessel not only has functional booking limits, but also has a maximum capacity as authorized by the U.S. Coast Guard. Furthermore, both categories can be different for the summer and winter seasons. While the AMHS occasionally increases the capacity on “full” sailings to accommodate additional passengers, it never goes beyond the U.S.C.G. limit.

The 2008 report, following the example set with the 1996 report and continued since then, uses the functional booking limit set for each sailing to calculate capacity ratios. Prior year reports used a number closer to the U.S.C.G. limit. This change results in a higher capacity ratio on most links, but more accurately reflects the percentage of usable passenger space.

Vehicle Capacity: This report continues to use linear feet to measure vehicle capacity. Vehicle capacity ratios are calculated by dividing the total linear feet sold on the car deck by the vehicle capacity in linear feet. The capacities used in the 1994 and 1995 reports were based on an analysis of fiscal year 1994 sailings. For the 1996 and subsequent reports, the vehicle capacity used has been changed to reflect the amount of space used for booking purposes.

The actual amount of “saleable” space on the car deck depends on the amount of open space between vehicles, needed for maneuvering vehicles on the car deck, and for pathways for people entering or exiting their vehicles. The mix of vehicles can affect this non-saleable space, as well as the number of vans being carried.

Prior to 1994, the vehicle car deck capacity was defined as one vehicle per twenty foot length with a lane width of eight feet. The total number of 20' x 8' lengths on the car deck was the “vehicle capacity.” The actual number of vehicles on the car deck was divided by the “vehicle capacity” to obtain the vehicle capacity ratio.

When comparing multi-year data it is important to note the differences in vehicle capacity ratio calculations or the results will indicate an artificial change. The number of vehicles per link and the number of trips per link can be used to evaluate whether increases or decreases in link volume capacity ratios are significant or just reflect a change in the methodology.

## Southeast Alaska Link Volume

| LINK                    | PASSENGER      |                   |              | VEHICLE        |                   |              | TRIPS        | LINK LENGTH | VESSEL MILES   |
|-------------------------|----------------|-------------------|--------------|----------------|-------------------|--------------|--------------|-------------|----------------|
|                         | Count          | Miles             | Capacity     | Count          | Miles             | Capacity     |              |             |                |
| ANGOON-HOONAH           | 362            | 22,806            | 37.7%        | 53             | 3,780             | 39.8%        | 4            | 63          | 252            |
| ANGOON-JUNEAU           | 3,034          | 236,652           | 13.8%        | 682            | 54,756            | 22.7%        | 91           | 78          | 7,098          |
| ANGOON-TENAKEE          | 749            | 26,215            | 22.3%        | 134            | 5,005             | 29.1%        | 14           | 35          | 490            |
| BELLINGHAM-KETCHIKAN    | 12,704         | 7,558,880         | 49.0%        | 4,836          | 3,006,535         | 95.1%        | 52           | 595         | 30,940         |
| HAINES-JUNEAU           | 41,683         | 2,834,444         | 30.9%        | 12,333         | 867,816           | 54.7%        | 337          | 68          | 22,916         |
| HAINES-SKAGWAY          | 21,901         | 284,713           | 18.2%        | 6,662          | 86,658            | 32.4%        | 278          | 13          | 3,614          |
| HOONAH-ANGOON           | 423            | 26,649            | 29.4%        | 90             | 6,174             | 45.3%        | 6            | 63          | 378            |
| HOONAH-JUNEAU           | 8,256          | 396,288           | 18.0%        | 2,399          | 119,040           | 35.7%        | 174          | 48          | 8,352          |
| HOONAH-KAKE             | 1,943          | 225,388           | 16.7%        | 639            | 74,472            | 30.7%        | 29           | 116         | 3,364          |
| HOONAH-PETERSBURG       | 33             | 5,181             | 6.6%         | 18             | 2,669             | 21.3%        | 1            | 157         | 157            |
| HOONAH-SITKA            | 27             | 3,186             | 7.3%         | 18             | 1,888             | 26.4%        | 1            | 118         | 118            |
| HOONAH-TENAKEE          | 1,347          | 66,003            | 9.6%         | 135            | 7,252             | 7.1%         | 58           | 49          | 2,842          |
| JUNEAU-ANGOON           | 3,513          | 274,014           | 16.0%        | 702            | 56,238            | 23.4%        | 91           | 78          | 7,098          |
| JUNEAU-HAINES           | 42,255         | 2,873,340         | 30.7%        | 12,685         | 894,948           | 55.3%        | 352          | 68          | 23,936         |
| JUNEAU-HOONAH           | 9,191          | 422,786           | 18.9%        | 2,728          | 127,466           | 38.0%        | 181          | 46          | 8,326          |
| JUNEAU-KAKE             | 4,805          | 547,770           | 23.9%        | 1,543          | 179,322           | 42.3%        | 52           | 114         | 5,928          |
| JUNEAU-KETCHIKAN        | 561            | 131,835           | 10.2%        | 225            | 56,400            | 26.1%        | 11           | 235         | 2,585          |
| JUNEAU-PELICAN          | 959            | 87,269            | 22.1%        | 116            | 8,827             | 19.5%        | 18           | 91          | 1,638          |
| JUNEAU-PETERSBURG       | 4,921          | 605,283           | 27.2%        | 1,449          | 180,564           | 51.7%        | 53           | 123         | 6,519          |
| JUNEAU-SITKA            | 26,683         | 3,522,156         | 34.2%        | 7,629          | 1,056,924         | 60.0%        | 245          | 132         | 32,340         |
| JUNEAU-SKAGWAY          | 2,351          | 190,431           | 26.4%        | 571            | 50,949            | 47.3%        | 38           | 81          | 3,078          |
| JUNEAU-TENAKEE          | 1,364          | 85,932            | 19.6%        | 205            | 14,175            | 21.4%        | 29           | 63          | 1,827          |
| JUNEAU-YAKUTAT          | 1,380          | 311,880           | 25.1%        | 677            | 155,940           | 78.9%        | 11           | 226         | 2,486          |
| KAKE-HOONAH             | 102            | 11,832            | 13.8%        | 40             | 4,524             | 29.1%        | 2            | 116         | 232            |
| KAKE-JUNEAU             | 2,891          | 329,574           | 25.7%        | 874            | 96,102            | 42.9%        | 29           | 114         | 3,306          |
| KAKE-PETERSBURG         | 8,135          | 528,775           | 20.1%        | 2,682          | 174,330           | 36.6%        | 104          | 65          | 6,760          |
| KAKE-SITKA              | 4,646          | 534,290           | 24.7%        | 1,387          | 156,630           | 40.9%        | 48           | 115         | 5,520          |
| KETCHIKAN-BELLINGHAM    | 10,867         | 6,465,865         | 41.9%        | 4,164          | 2,633,470         | 81.8%        | 52           | 595         | 30,940         |
| KETCHIKAN-JUNEAU        | 748            | 175,780           | 13.6%        | 254            | 64,625            | 29.6%        | 11           | 235         | 2,585          |
| KETCHIKAN-METLAKATLA    | 16,404         | 262,464           | 25.3%        | 4,703          | 89,776            | 60.4%        | 519          | 16          | 8,304          |
| KETCHIKAN-PETERSBURG    | 57             | 6,384             | 15.4%        | 30             | 3,248             | 44.2%        | 1            | 112         | 112            |
| KETCHIKAN-PRINCE RUPERT | 10,973         | 998,543           | 16.8%        | 4,278          | 374,010           | 37.6%        | 153          | 91          | 13,923         |
| KETCHIKAN-WRANGELL      | 26,409         | 2,350,401         | 31.0%        | 8,440          | 753,118           | 54.5%        | 193          | 89          | 17,177         |
| METLAKATLA-KETCHIKAN    | 15,626         | 250,016           | 24.1%        | 4,482          | 86,400            | 57.6%        | 519          | 16          | 8,304          |
| PELICAN-JUNEAU          | 1,019          | 92,729            | 23.5%        | 100            | 8,008             | 16.8%        | 18           | 91          | 1,638          |
| PETERSBURG-JUNEAU       | 19,918         | 2,449,914         | 33.0%        | 6,226          | 781,665           | 58.4%        | 142          | 123         | 17,466         |
| PETERSBURG-KAKE         | 6,638          | 431,470           | 21.6%        | 2,068          | 130,195           | 37.2%        | 79           | 65          | 5,135          |
| PETERSBURG-KETCHIKAN    | 48             | 5,376             | 13.0%        | 24             | 2,688             | 34.6%        | 1            | 112         | 112            |
| PETERSBURG-SITKA        | 580            | 90,480            | 36.0%        | 179            | 28,392            | 62.1%        | 4            | 156         | 624            |
| PETERSBURG-WRANGELL     | 23,514         | 964,074           | 27.5%        | 7,801          | 323,285           | 50.2%        | 194          | 41          | 7,954          |
| PRINCE RUPERT-KETCHIKAN | 10,916         | 993,356           | 16.8%        | 4,237          | 362,089           | 37.2%        | 153          | 91          | 13,923         |
| SITKA-HOONAH            | 1,477          | 174,286           | 15.9%        | 467            | 58,174            | 28.2%        | 23           | 118         | 2,714          |
| SITKA-JUNEAU            | 15,517         | 2,048,244         | 33.2%        | 3,748          | 532,752           | 54.9%        | 184          | 132         | 24,288         |
| SITKA-KAKE              | 2,689          | 309,235           | 30.7%        | 770            | 86,365            | 48.3%        | 23           | 115         | 2,645          |
| SITKA-PETERSBURG        | 11,803         | 1,841,268         | 34.8%        | 3,959          | 641,784           | 62.1%        | 68           | 156         | 10,608         |
| SKAGWAY-HAINES          | 20,610         | 267,930           | 17.6%        | 5,916          | 78,585            | 29.3%        | 263          | 13          | 3,419          |
| SKAGWAY-JUNEAU          | 3,757          | 304,317           | 29.0%        | 938            | 81,324            | 53.0%        | 55           | 81          | 4,455          |
| TENAKEE-ANGOON          | 656            | 22,960            | 21.0%        | 127            | 4,655             | 29.6%        | 13           | 35          | 455            |
| TENAKEE-HOONAH          | 1,330          | 65,170            | 9.5%         | 88             | 4,851             | 4.6%         | 58           | 49          | 2,842          |
| TENAKEE-JUNEAU          | 1,435          | 90,405            | 19.9%        | 254            | 17,199            | 25.6%        | 30           | 63          | 1,890          |
| WRANGELL-KETCHIKAN      | 24,160         | 2,150,240         | 28.2%        | 8,015          | 721,612           | 51.5%        | 194          | 89          | 17,266         |
| WRANGELL-PETERSBURG     | 25,761         | 1,056,201         | 30.2%        | 8,151          | 334,847           | 52.6%        | 193          | 41          | 7,913          |
| YAKUTAT-JUNEAU          | 1,113          | 251,538           | 22.3%        | 497            | 120,006           | 63.8%        | 10           | 226         | 2,260          |
| <b>TOTAL</b>            | <b>460,244</b> | <b>46,262,218</b> | <b>30.3%</b> | <b>141,429</b> | <b>15,772,507</b> | <b>57.6%</b> | <b>5,462</b> | <b>-</b>    | <b>401,052</b> |

## Southwest Alaska Link Volume

| LINK                   | PASSENGER     |                  |              | VEHICLE       |                  |              | TRIPS        | LINK LENGTH | VESSEL MILES   |
|------------------------|---------------|------------------|--------------|---------------|------------------|--------------|--------------|-------------|----------------|
|                        | Count         | Miles            | Capacity     | Count         | Miles            | Capacity     |              |             |                |
| AKUTAN-DUTCH HARBOR    | 466           | 20,970           | 48.5%        | 27            | 1,170            | 13.4%        | 6            | 45          | 270            |
| AKUTAN-FALSE PASS      | 258           | 14,964           | 26.9%        | 42            | 2,436            | 20.5%        | 6            | 58          | 348            |
| CHENEGA BAY-CORDOVA    | 38            | 3,686            | 7.6%         | 17            | 1,746            | 25.9%        | 2            | 97          | 194            |
| CHENEGA BAY-KODIAK     | 343           | 68,943           | 8.3%         | 307           | 53,667           | 46.7%        | 9            | 201         | 1,809          |
| CHENEGA BAY-PORT LIONS | 141           | 41,031           | 11.0%        | 144           | 41,904           | 52.9%        | 8            | 291         | 2,328          |
| CHENEGA BAY-WHITTIER   | 458           | 30,686           | 8.2%         | 322           | 20,569           | 34.7%        | 17           | 67          | 1,139          |
| CHIGNIK-KODIAK         | 422           | 105,078          | 44.0%        | 132           | 33,615           | 64.5%        | 6            | 249         | 1,494          |
| CHIGNIK-SAND POINT     | 379           | 52,302           | 39.5%        | 140           | 20,286           | 68.7%        | 6            | 138         | 828            |
| COLD BAY-FALSE PASS    | 380           | 22,040           | 39.6%        | 38            | 2,030            | 18.4%        | 6            | 58          | 348            |
| COLD BAY-KING COVE     | 321           | 8,025            | 33.4%        | 104           | 2,600            | 51.2%        | 6            | 25          | 150            |
| CORDOVA-CHENEGA BAY    | 38            | 3,686            | 7.6%         | 19            | 2,037            | 28.9%        | 2            | 97          | 194            |
| CORDOVA-TATITLEK       | 553           | 27,650           | 9.3%         | 148           | 7,000            | 16.5%        | 27           | 50          | 1,350          |
| CORDOVA-VALDEZ         | 4,661         | 344,914          | 21.7%        | 1,457         | 108,410          | 48.1%        | 94           | 74          | 6,956          |
| CORDOVA-WHITTIER       | 7,329         | 710,913          | 19.5%        | 3,362         | 327,957          | 63.1%        | 162          | 97          | 15,714         |
| DUTCH HARBOR-AKUTAN    | 339           | 15,255           | 35.3%        | 42            | 1,935            | 20.7%        | 6            | 45          | 270            |
| FALSE PASS-AKUTAN      | 360           | 20,880           | 37.5%        | 27            | 1,450            | 13.2%        | 6            | 58          | 348            |
| FALSE PASS-COLD BAY    | 278           | 16,124           | 29.0%        | 53            | 3,016            | 26.0%        | 6            | 58          | 348            |
| HOMER-KODIAK           | 4,814         | 654,704          | 20.7%        | 2,130         | 283,016          | 51.5%        | 84           | 136         | 11,424         |
| HOMER-PORT LIONS       | 4,395         | 588,930          | 44.3%        | 1,573         | 211,854          | 74.6%        | 62           | 134         | 8,308          |
| HOMER-SELDOVIA         | 3,397         | 57,749           | 14.7%        | 1,562         | 25,517           | 35.5%        | 106          | 17          | 1,802          |
| KING COVE-COLD BAY     | 446           | 11,150           | 46.5%        | 85            | 2,075            | 41.9%        | 6            | 25          | 150            |
| KING COVE-SAND POINT   | 425           | 41,650           | 44.3%        | 130           | 12,936           | 63.7%        | 6            | 98          | 588            |
| KODIAK-CHENEGA BAY     | 342           | 68,742           | 6.7%         | 254           | 48,642           | 29.5%        | 15           | 201         | 3,015          |
| KODIAK-CHIGNIK         | 498           | 124,002          | 51.9%        | 167           | 43,824           | 81.6%        | 6            | 249         | 1,494          |
| KODIAK-HOMER           | 5,232         | 711,552          | 22.0%        | 1,858         | 246,296          | 44.1%        | 85           | 136         | 11,560         |
| KODIAK-PORT LIONS      | 3,966         | 190,368          | 39.3%        | 1,587         | 75,360           | 74.1%        | 63           | 48          | 3,024          |
| KODIAK-WHITTIER        | 34            | 9,044            | 5.2%         | 26            | 6,384            | 23.4%        | 2            | 266         | 532            |
| PORT LIONS-HOMER       | 3,219         | 431,346          | 31.9%        | 1,310         | 172,726          | 61.2%        | 63           | 134         | 8,442          |
| PORT LIONS-KODIAK      | 5,256         | 252,288          | 46.9%        | 1,973         | 95,472           | 82.9%        | 70           | 48          | 3,360          |
| SAND POINT-CHIGNIK     | 268           | 36,984           | 27.9%        | 109           | 15,318           | 53.5%        | 6            | 138         | 828            |
| SAND POINT-KING COVE   | 533           | 52,234           | 55.5%        | 140           | 14,210           | 68.6%        | 6            | 98          | 588            |
| SELDOVIA-HOMER         | 3,222         | 54,774           | 13.8%        | 1,468         | 24,395           | 32.9%        | 108          | 17          | 1,836          |
| TATITLEK-CORDOVA       | 593           | 29,650           | 9.7%         | 183           | 8,800            | 20.1%        | 26           | 50          | 1,300          |
| TATITLEK-VALDEZ        | 521           | 11,462           | 9.0%         | 156           | 3,190            | 18.0%        | 26           | 22          | 572            |
| VALDEZ-CORDOVA         | 4,595         | 340,030          | 19.9%        | 1,597         | 118,696          | 49.6%        | 100          | 74          | 7,400          |
| VALDEZ-TATITLEK        | 587           | 12,914           | 9.6%         | 195           | 4,092            | 21.4%        | 26           | 22          | 572            |
| VALDEZ-WHITTIER        | 11,973        | 933,894          | 33.2%        | 3,681         | 295,074          | 74.6%        | 153          | 78          | 11,934         |
| WHITTIER-CHENEGA BAY   | 607           | 40,669           | 10.2%        | 518           | 31,691           | 52.0%        | 19           | 67          | 1,273          |
| WHITTIER-CORDOVA       | 7,579         | 735,163          | 21.0%        | 3,408         | 330,091          | 66.1%        | 158          | 97          | 15,326         |
| WHITTIER-KODIAK        | 13            | 3,458            | 2.6%         | 36            | 9,842            | 46.2%        | 1            | 266         | 266            |
| WHITTIER-VALDEZ        | 8,726         | 680,628          | 23.0%        | 2,966         | 234,312          | 57.8%        | 158          | 78          | 12,324         |
| <b>TOTAL</b>           | <b>88,005</b> | <b>7,580,532</b> | <b>25.5%</b> | <b>33,493</b> | <b>2,945,641</b> | <b>55.5%</b> | <b>1,730</b> | <b>-</b>    | <b>142,006</b> |

## Cross-Gulf Link Volume

| LINK             | PASSENGER    |                |              | VEHICLE      |                |              | TRIPS     | LINK LENGTH | VESSEL MILES |
|------------------|--------------|----------------|--------------|--------------|----------------|--------------|-----------|-------------|--------------|
|                  | Count        | Miles          | Capacity     | Count        | Miles          | Capacity     |           |             |              |
| WHITTIER-YAKUTAT | 1,095        | 330,690        | 21.9%        | 526          | 169,422        | 67.4%        | 10        | 302         | 3,020        |
| YAKUTAT-WHITTIER | 1,298        | 391,996        | 23.6%        | 651          | 200,528        | 75.9%        | 11        | 302         | 3,322        |
| <b>TOTAL</b>     | <b>2,393</b> | <b>722,686</b> | <b>22.8%</b> | <b>1,177</b> | <b>369,950</b> | <b>71.9%</b> | <b>21</b> | <b>-</b>    | <b>6,342</b> |

## Aurora Link Volume

| LINK                 | PASSENGER     |                  |              | VEHICLE      |                |              | TRIPS      | LINK LENGTH | VESSEL MILES  |
|----------------------|---------------|------------------|--------------|--------------|----------------|--------------|------------|-------------|---------------|
|                      | Count         | Miles            | Capacity     | Count        | Miles          | Capacity     |            |             |               |
| ANGOON-JUNEAU        | 330           | 25,740           | 13.2%        | 88           | 6,630          | 26.8%        | 10         | 78          | 780           |
| CHENEGA BAY-CORDOVA  | 38            | 3,686            | 7.6%         | 17           | 1,746          | 25.9%        | 2          | 97          | 194           |
| CHENEGA BAY-WHITTIER | 47            | 3,149            | 9.4%         | 27           | 2,010          | 41.4%        | 2          | 67          | 134           |
| CORDOVA-CHENEGA BAY  | 38            | 3,686            | 7.6%         | 19           | 2,037          | 28.9%        | 2          | 97          | 194           |
| CORDOVA-TATITLEK     | 279           | 13,950           | 6.2%         | 81           | 3,900          | 13.7%        | 18         | 50          | 900           |
| CORDOVA-VALDEZ       | 375           | 27,750           | 8.8%         | 100          | 7,696          | 17.8%        | 17         | 74          | 1,258         |
| CORDOVA-WHITTIER     | 1,511         | 146,567          | 12.1%        | 731          | 73,526         | 44.3%        | 50         | 97          | 4,850         |
| HOONAH-JUNEAU        | 751           | 36,048           | 14.3%        | 226          | 11,472         | 32.6%        | 21         | 48          | 1,008         |
| HOONAH-TENAKEE       | 140           | 6,860            | 6.2%         | 2            | 147            | 0.5%         | 9          | 49          | 441           |
| JUNEAU-ANGOON        | 338           | 26,364           | 13.5%        | 77           | 6,240          | 23.4%        | 10         | 78          | 780           |
| JUNEAU-HOONAH        | 714           | 32,844           | 13.6%        | 242          | 10,994         | 34.9%        | 21         | 46          | 966           |
| JUNEAU-PELICAN       | 83            | 7,553            | 16.6%        | 8            | 546            | 12.5%        | 2          | 91          | 182           |
| PELICAN-JUNEAU       | 78            | 7,098            | 15.6%        | 11           | 910            | 16.1%        | 2          | 91          | 182           |
| TATITLEK-CORDOVA     | 253           | 12,650           | 5.6%         | 101          | 4,950          | 17.0%        | 18         | 50          | 900           |
| TATITLEK-VALDEZ      | 255           | 5,610            | 5.7%         | 91           | 1,892          | 15.4%        | 18         | 22          | 396           |
| TENAKEE-HOONAH       | 157           | 7,693            | 7.0%         | 2            | 147            | 0.5%         | 9          | 49          | 441           |
| VALDEZ-CORDOVA       | 573           | 42,402           | 10.0%        | 155          | 12,284         | 20.4%        | 23         | 74          | 1,702         |
| VALDEZ-TATITLEK      | 246           | 5,412            | 5.5%         | 114          | 2,420          | 19.1%        | 18         | 22          | 396           |
| VALDEZ-WHITTIER      | 5,547         | 432,666          | 28.1%        | 1,731        | 138,060        | 66.4%        | 79         | 78          | 6,162         |
| WHITTIER-CHENEGA BAY | 54            | 3,618            | 10.8%        | 24           | 1,608          | 36.7%        | 2          | 67          | 134           |
| WHITTIER-CORDOVA     | 1,385         | 134,345          | 12.3%        | 730          | 72,071         | 49.2%        | 45         | 97          | 4,365         |
| WHITTIER-VALDEZ      | 3,731         | 291,018          | 17.6%        | 1,172        | 93,834         | 41.8%        | 85         | 78          | 6,630         |
| <b>TOTAL</b>         | <b>16,923</b> | <b>1,276,709</b> | <b>15.5%</b> | <b>5,750</b> | <b>455,120</b> | <b>40.8%</b> | <b>463</b> | <b>-</b>    | <b>32,995</b> |

## Chenega Link Volume

| LINK             | PASSENGER     |                  |              | VEHICLE       |                  |              | TRIPS      | LINK LENGTH | VESSEL MILES  |
|------------------|---------------|------------------|--------------|---------------|------------------|--------------|------------|-------------|---------------|
|                  | Count         | Miles            | Capacity     | Count         | Miles            | Capacity     |            |             |               |
| CORDOVA-VALDEZ   | 3,922         | 290,228          | 26.2%        | 1,240         | 92,056           | 61.5%        | 65         | 74          | 4,810         |
| CORDOVA-WHITTIER | 5,211         | 505,467          | 25.7%        | 2,253         | 219,608          | 82.6%        | 88         | 97          | 8,536         |
| HAINES-JUNEAU    | 1,986         | 135,048          | 29.8%        | 572           | 42,840           | 63.7%        | 29         | 68          | 1,972         |
| HAINES-SKAGWAY   | 311           | 4,043            | 9.0%         | 103           | 1,430            | 22.2%        | 15         | 13          | 195           |
| JUNEAU-HAINES    | 1,792         | 121,856          | 26.0%        | 562           | 40,868           | 60.4%        | 30         | 68          | 2,040         |
| JUNEAU-SITKA     | 2,220         | 293,040          | 27.6%        | 604           | 88,308           | 55.7%        | 35         | 132         | 4,620         |
| SITKA-JUNEAU     | 2,470         | 326,040          | 30.7%        | 669           | 99,528           | 61.6%        | 35         | 132         | 4,620         |
| SKAGWAY-HAINES   | 352           | 4,576            | 10.9%        | 100           | 1,391            | 23.1%        | 14         | 13          | 182           |
| SKAGWAY-JUNEAU   | 2             | 162              | 0.9%         | 0             | 0                | 0.0%         | 1          | 81          | 81            |
| VALDEZ-CORDOVA   | 3,674         | 271,876          | 23.8%        | 1,307         | 96,940           | 62.9%        | 67         | 74          | 4,958         |
| VALDEZ-WHITTIER  | 6,297         | 491,166          | 42.8%        | 1,840         | 148,980          | 92.7%        | 64         | 78          | 4,992         |
| WHITTIER-CORDOVA | 5,421         | 525,837          | 27.4%        | 2,107         | 208,065          | 79.0%        | 86         | 97          | 8,342         |
| WHITTIER-VALDEZ  | 4,848         | 378,144          | 31.9%        | 1,689         | 132,756          | 82.6%        | 66         | 78          | 5,148         |
| <b>TOTAL</b>     | <b>38,506</b> | <b>3,347,483</b> | <b>28.8%</b> | <b>13,047</b> | <b>1,172,770</b> | <b>72.5%</b> | <b>595</b> | <b>-</b>    | <b>50,496</b> |

## Columbia Link Volume

| LINK                 | PASSENGER     |                  |              | VEHICLE       |                  |              | TRIPS      | LINK LENGTH | VESSEL MILES  |
|----------------------|---------------|------------------|--------------|---------------|------------------|--------------|------------|-------------|---------------|
|                      | Count         | Miles            | Capacity     | Count         | Miles            | Capacity     |            |             |               |
| BELLINGHAM-KETCHIKAN | 5,806         | 3,454,570        | 77.6%        | 1,715         | 1,065,645        | 86.0%        | 15         | 595         | 8,925         |
| HAINES-JUNEAU        | 3,387         | 230,316          | 48.5%        | 1,142         | 82,416           | 61.3%        | 14         | 68          | 952           |
| HAINES-SKAGWAY       | 2,255         | 29,315           | 32.3%        | 692           | 8,554            | 37.1%        | 14         | 13          | 182           |
| JUNEAU-HAINES        | 3,919         | 266,492          | 56.1%        | 1,219         | 86,156           | 65.4%        | 14         | 68          | 952           |
| JUNEAU-SITKA         | 3,455         | 456,060          | 49.5%        | 1,212         | 165,792          | 65.1%        | 14         | 132         | 1,848         |
| KETCHIKAN-BELLINGHAM | 4,870         | 2,897,650        | 65.1%        | 1,597         | 1,003,170        | 80.0%        | 15         | 595         | 8,925         |
| KETCHIKAN-WRANGELL   | 4,599         | 409,311          | 65.8%        | 1,314         | 121,307          | 70.6%        | 14         | 89          | 1,246         |
| PETERSBURG-JUNEAU    | 4,486         | 551,778          | 64.2%        | 1,289         | 164,574          | 69.2%        | 14         | 123         | 1,722         |
| PETERSBURG-WRANGELL  | 3,769         | 154,529          | 54.0%        | 1,239         | 52,521           | 66.6%        | 14         | 41          | 574           |
| SITKA-PETERSBURG     | 3,678         | 573,768          | 52.6%        | 1,210         | 195,468          | 65.0%        | 14         | 156         | 2,184         |
| SKAGWAY-HAINES       | 1,644         | 21,372           | 23.5%        | 471           | 6,500            | 25.3%        | 14         | 13          | 182           |
| WRANGELL-KETCHIKAN   | 3,926         | 349,414          | 56.2%        | 1,282         | 117,391          | 68.8%        | 14         | 89          | 1,246         |
| WRANGELL-PETERSBURG  | 4,562         | 187,042          | 65.3%        | 1,312         | 55,760           | 70.5%        | 14         | 41          | 574           |
| <b>TOTAL</b>         | <b>50,356</b> | <b>9,581,617</b> | <b>65.1%</b> | <b>15,694</b> | <b>3,125,254</b> | <b>76.2%</b> | <b>184</b> | <b>-</b>    | <b>29,512</b> |

## Fairweather Link Volume

| LINK              | PASSENGER     |                  |              | VEHICLE      |                |              | TRIPS      | LINK LENGTH | VESSEL MILES  |
|-------------------|---------------|------------------|--------------|--------------|----------------|--------------|------------|-------------|---------------|
|                   | Count         | Miles            | Capacity     | Count        | Miles          | Capacity     |            |             |               |
| HAINES-JUNEAU     | 4,373         | 297,364          | 39.6%        | 1,159        | 83,844         | 77.9%        | 48         | 68          | 3,264         |
| HAINES-SKAGWAY    | 677           | 8,801            | 22.6%        | 180          | 2,587          | 44.7%        | 13         | 13          | 169           |
| JUNEAU-HAINES     | 4,066         | 276,488          | 37.6%        | 1,087        | 80,104         | 74.6%        | 47         | 68          | 3,196         |
| JUNEAU-PETERSBURG | 1,279         | 157,317          | 17.9%        | 215          | 28,044         | 22.3%        | 31         | 123         | 3,813         |
| JUNEAU-SITKA      | 10,236        | 1,351,152        | 37.1%        | 2,233        | 316,932        | 60.0%        | 120        | 132         | 15,840        |
| JUNEAU-SKAGWAY    | 1,524         | 123,444          | 28.8%        | 347          | 30,537         | 48.7%        | 23         | 81          | 1,863         |
| PETERSBURG-JUNEAU | 1,260         | 154,980          | 17.7%        | 240          | 30,996         | 25.0%        | 31         | 123         | 3,813         |
| SITKA-JUNEAU      | 10,532        | 1,390,224        | 38.2%        | 2,382        | 339,108        | 64.0%        | 120        | 132         | 15,840        |
| SKAGWAY-HAINES    | 713           | 9,269            | 22.1%        | 176          | 2,548          | 40.5%        | 14         | 13          | 182           |
| SKAGWAY-JUNEAU    | 1,833         | 148,473          | 36.2%        | 390          | 33,939         | 57.1%        | 22         | 81          | 1,782         |
| <b>TOTAL</b>      | <b>36,493</b> | <b>3,917,512</b> | <b>34.2%</b> | <b>8,407</b> | <b>948,639</b> | <b>57.2%</b> | <b>469</b> | <b>-</b>    | <b>49,762</b> |

## Kennicott Link Volume

| LINK                    | PASSENGER     |                  |              | VEHICLE      |                  |              | TRIPS      | LINK LENGTH | VESSEL MILES  |
|-------------------------|---------------|------------------|--------------|--------------|------------------|--------------|------------|-------------|---------------|
|                         | Count         | Miles            | Capacity     | Count        | Miles            | Capacity     |            |             |               |
| BELLINGHAM-KETCHIKAN    | 374           | 222,530          | 74.9%        | 85           | 55,335           | 108.7%       | 1          | 595         | 595           |
| CHENEGA BAY-KODIAK      | 329           | 66,129           | 8.2%         | 280          | 49,446           | 44.9%        | 8          | 201         | 1,608         |
| CHENEGA BAY-WHITTIER    | 319           | 21,373           | 8.0%         | 210          | 12,730           | 33.7%        | 8          | 67          | 536           |
| CORDOVA-VALDEZ          | 43            | 3,182            | 8.6%         | 6            | 518              | 7.9%         | 1          | 74          | 74            |
| CORDOVA-WHITTIER        | 79            | 7,663            | 5.3%         | 55           | 4,656            | 23.5%        | 3          | 97          | 291           |
| HAINES-JUNEAU           | 444           | 30,192           | 44.5%        | 129          | 9,656            | 82.9%        | 2          | 68          | 136           |
| HAINES-SKAGWAY          | 350           | 4,550            | 35.1%        | 111          | 1,378            | 71.4%        | 2          | 13          | 26            |
| HOMER-KODIAK            | 1,712         | 232,832          | 11.8%        | 746          | 99,280           | 33.0%        | 29         | 136         | 3,944         |
| HOMER-SELDOVIA          | 494           | 8,398            | 5.5%         | 263          | 4,301            | 18.7%        | 18         | 17          | 306           |
| JUNEAU-HAINES           | 583           | 39,644           | 58.4%        | 143          | 10,472           | 91.6%        | 2          | 68          | 136           |
| JUNEAU-KETCHIKAN        | 485           | 113,975          | 9.7%         | 199          | 50,525           | 25.5%        | 10         | 235         | 2,350         |
| JUNEAU-SITKA            | 464           | 61,248           | 46.5%        | 140          | 19,800           | 89.8%        | 2          | 132         | 264           |
| JUNEAU-YAKUTAT          | 1,380         | 311,880          | 25.1%        | 677          | 155,940          | 78.9%        | 11         | 226         | 2,486         |
| KETCHIKAN-BELLINGHAM    | 263           | 156,485          | 52.7%        | 76           | 49,385           | 97.9%        | 1          | 595         | 595           |
| KETCHIKAN-JUNEAU        | 748           | 175,780          | 13.6%        | 254          | 64,625           | 29.6%        | 11         | 235         | 2,585         |
| KETCHIKAN-PRINCE RUPERT | 466           | 42,406           | 7.8%         | 182          | 16,562           | 19.5%        | 12         | 91          | 1,092         |
| KETCHIKAN-WRANGELL      | 656           | 58,384           | 65.7%        | 152          | 14,507           | 97.4%        | 2          | 89          | 178           |
| KODIAK-CHENEGA BAY      | 261           | 52,461           | 6.5%         | 173          | 31,959           | 27.7%        | 8          | 201         | 1,608         |
| KODIAK-HOMER            | 1,650         | 224,400          | 11.0%        | 692          | 89,760           | 29.6%        | 30         | 136         | 4,080         |
| KODIAK-WHITTIER         | 24            | 6,384            | 4.8%         | 18           | 4,256            | 22.7%        | 1          | 266         | 266           |
| PETERSBURG-JUNEAU       | 664           | 81,672           | 66.5%        | 148          | 19,680           | 95.1%        | 2          | 123         | 246           |
| PETERSBURG-WRANGELL     | 487           | 19,967           | 48.8%        | 149          | 6,601            | 95.3%        | 2          | 41          | 82            |
| SELDOVIA-HOMER          | 390           | 6,630            | 4.3%         | 223          | 3,740            | 15.9%        | 18         | 17          | 306           |
| SITKA-PETERSBURG        | 467           | 72,852           | 46.8%        | 135          | 23,244           | 86.3%        | 2          | 156         | 312           |
| SKAGWAY-HAINES          | 298           | 3,874            | 29.9%        | 84           | 1,131            | 53.8%        | 2          | 13          | 26            |
| TATITLEK-CORDOVA        | 56            | 2,800            | 11.2%        | 17           | 750              | 22.3%        | 1          | 50          | 50            |
| VALDEZ-CORDOVA          | 23            | 1,702            | 4.6%         | 13           | 888              | 16.7%        | 1          | 74          | 74            |
| VALDEZ-TATITLEK         | 56            | 1,232            | 11.2%        | 17           | 330              | 22.3%        | 1          | 22          | 22            |
| WHITTIER-CHENEGA BAY    | 390           | 26,130           | 9.8%         | 315          | 18,492           | 50.6%        | 8          | 67          | 536           |
| WHITTIER-CORDOVA        | 67            | 6,499            | 6.7%         | 66           | 5,044            | 42.6%        | 2          | 97          | 194           |
| WHITTIER-KODIAK         | 13            | 3,458            | 2.6%         | 36           | 9,842            | 46.2%        | 1          | 266         | 266           |
| WHITTIER-VALDEZ         | 10            | 780              | 2.0%         | 10           | 780              | 13.1%        | 1          | 78          | 78            |
| WHITTIER-YAKUTAT        | 1,095         | 330,690          | 21.9%        | 526          | 169,422          | 67.4%        | 10         | 302         | 3,020         |
| WRANGELL-KETCHIKAN      | 514           | 45,746           | 51.5%        | 154          | 14,952           | 98.6%        | 2          | 89          | 178           |
| WRANGELL-PETERSBURG     | 665           | 27,265           | 66.6%        | 150          | 6,642            | 96.3%        | 2          | 41          | 82            |
| YAKUTAT-JUNEAU          | 1,113         | 251,538          | 22.3%        | 497          | 120,006          | 63.8%        | 10         | 226         | 2,260         |
| YAKUTAT-WHITTIER        | 1,298         | 391,996          | 23.6%        | 651          | 200,528          | 75.9%        | 11         | 302         | 3,322         |
| <b>TOTAL</b>            | <b>18,730</b> | <b>3,114,727</b> | <b>18.2%</b> | <b>7,785</b> | <b>1,347,163</b> | <b>49.4%</b> | <b>238</b> | <b>-</b>    | <b>34,210</b> |

## LeConte Link Volume

| LINK           | PASSENGER     |                  |              | VEHICLE      |                |              | TRIPS      | LINK LENGTH | VESSEL MILES  |
|----------------|---------------|------------------|--------------|--------------|----------------|--------------|------------|-------------|---------------|
|                | Count         | Miles            | Capacity     | Count        | Miles          | Capacity     |            |             |               |
| ANGOON-HOONAH  | 362           | 22,806           | 37.7%        | 53           | 3,780          | 39.8%        | 4          | 63          | 252           |
| ANGOON-JUNEAU  | 2,704         | 210,912          | 13.9%        | 594          | 48,126         | 22.2%        | 81         | 78          | 6,318         |
| ANGOON-TENAKEE | 749           | 26,215           | 22.3%        | 134          | 5,005          | 29.1%        | 14         | 35          | 490           |
| HAINES-JUNEAU  | 2,952         | 200,736          | 32.4%        | 851          | 60,792         | 67.9%        | 38         | 68          | 2,584         |
| HAINES-SKAGWAY | 1,806         | 23,478           | 24.3%        | 591          | 8,060          | 57.8%        | 31         | 13          | 403           |
| HOONAH-ANGOON  | 423           | 26,649           | 29.4%        | 90           | 6,174          | 45.3%        | 6          | 63          | 378           |
| HOONAH-JUNEAU  | 5,483         | 263,184          | 17.8%        | 1,378        | 68,928         | 32.6%        | 128        | 48          | 6,144         |
| HOONAH-TENAKEE | 1,207         | 59,143           | 10.3%        | 134          | 7,105          | 8.3%         | 49         | 49          | 2,401         |
| JUNEAU-ANGOON  | 3,175         | 247,650          | 16.3%        | 625          | 49,998         | 23.4%        | 81         | 78          | 6,318         |
| JUNEAU-HAINES  | 3,278         | 222,904          | 24.8%        | 1,039        | 74,256         | 57.2%        | 55         | 68          | 3,740         |
| JUNEAU-HOONAH  | 5,528         | 254,288          | 17.9%        | 1,478        | 69,000         | 34.7%        | 129        | 46          | 5,934         |
| JUNEAU-PELICAN | 876           | 79,716           | 22.8%        | 107          | 8,281          | 20.3%        | 16         | 91          | 1,456         |
| JUNEAU-SKAGWAY | 827           | 66,987           | 23.0%        | 224          | 20,412         | 45.3%        | 15         | 81          | 1,215         |
| JUNEAU-TENAKEE | 1,364         | 85,932           | 19.6%        | 205          | 14,175         | 21.4%        | 29         | 63          | 1,827         |
| PELICAN-JUNEAU | 941           | 85,631           | 24.5%        | 89           | 7,098          | 16.9%        | 16         | 91          | 1,456         |
| SKAGWAY-HAINES | 851           | 11,063           | 25.3%        | 238          | 3,523          | 51.4%        | 14         | 13          | 182           |
| SKAGWAY-JUNEAU | 1,922         | 155,682          | 25.0%        | 549          | 47,385         | 52.0%        | 32         | 81          | 2,592         |
| TENAKEE-ANGOON | 656           | 22,960           | 21.0%        | 127          | 4,655          | 29.6%        | 13         | 35          | 455           |
| TENAKEE-HOONAH | 1,173         | 57,477           | 10.0%        | 87           | 4,704          | 5.4%         | 49         | 49          | 2,401         |
| TENAKEE-JUNEAU | 1,435         | 90,405           | 19.9%        | 254          | 17,199         | 25.6%        | 30         | 63          | 1,890         |
| <b>TOTAL</b>   | <b>37,712</b> | <b>2,213,818</b> | <b>19.0%</b> | <b>8,845</b> | <b>528,656</b> | <b>31.7%</b> | <b>830</b> | <b>-</b>    | <b>48,436</b> |

## Lituya Link Volume

| LINK                 | PASSENGER     |                |              | VEHICLE      |                |              | TRIPS        | LINK LENGTH | VESSEL MILES  |
|----------------------|---------------|----------------|--------------|--------------|----------------|--------------|--------------|-------------|---------------|
|                      | Count         | Miles          | Capacity     | Count        | Miles          | Capacity     |              |             |               |
| KETCHIKAN-METLAKATLA | 16,404        | 262,464        | 25.3%        | 4,703        | 89,776         | 60.4%        | 519          | 16          | 8,304         |
| METLAKATLA-KETCHIKAN | 15,626        | 250,016        | 24.1%        | 4,482        | 86,400         | 57.6%        | 519          | 16          | 8,304         |
| <b>TOTAL</b>         | <b>32,030</b> | <b>512,480</b> | <b>24.7%</b> | <b>9,184</b> | <b>176,176</b> | <b>59.0%</b> | <b>1,038</b> | <b>-</b>    | <b>16,608</b> |

## Malaspina Link Volume

| LINK                 | PASSENGER      |                   |              | VEHICLE       |                  |              | TRIPS      | LINK LENGTH | VESSEL MILES  |
|----------------------|----------------|-------------------|--------------|---------------|------------------|--------------|------------|-------------|---------------|
|                      | Count          | Miles             | Capacity     | Count         | Miles            | Capacity     |            |             |               |
| BELLINGHAM-KETCHIKAN | 4,368          | 2,598,960         | 35.0%        | 2,044         | 1,277,465        | 97.6%        | 25         | 595         | 14,875        |
| HAINES-JUNEAU        | 21,826         | 1,484,168         | 29.8%        | 6,001         | 418,948          | 48.7%        | 147        | 68          | 9,996         |
| HAINES-SKAGWAY       | 12,184         | 158,392           | 16.7%        | 3,643         | 46,839           | 29.8%        | 146        | 13          | 1,898         |
| JUNEAU-HAINES        | 20,660         | 1,404,880         | 28.4%        | 5,864         | 411,264          | 48.0%        | 146        | 68          | 9,928         |
| JUNEAU-KETCHIKAN     | 76             | 17,860            | 15.2%        | 26            | 5,875            | 30.9%        | 1          | 235         | 235           |
| JUNEAU-SITKA         | 3,988          | 526,416           | 32.0%        | 1,668         | 229,416          | 79.6%        | 25         | 132         | 3,300         |
| KAKE-PETERSBURG      | 254            | 16,510            | 50.9%        | 43            | 3,250            | 51.5%        | 1          | 65          | 65            |
| KETCHIKAN-BELLINGHAM | 4,250          | 2,528,750         | 34.1%        | 1,831         | 1,165,010        | 87.5%        | 25         | 595         | 14,875        |
| KETCHIKAN-WRANGELL   | 4,678          | 416,342           | 37.5%        | 1,853         | 170,168          | 88.5%        | 25         | 89          | 2,225         |
| PETERSBURG-JUNEAU    | 4,702          | 578,346           | 37.7%        | 1,823         | 231,732          | 87.1%        | 25         | 123         | 3,075         |
| PETERSBURG-WRANGELL  | 3,764          | 154,324           | 30.2%        | 1,461         | 63,837           | 69.8%        | 25         | 41          | 1,025         |
| SITKA-KAKE           | 192            | 22,080            | 38.5%        | 38            | 4,945            | 45.3%        | 1          | 115         | 115           |
| SITKA-PETERSBURG     | 3,438          | 536,328           | 28.7%        | 1,394         | 229,788          | 69.4%        | 24         | 156         | 3,744         |
| SKAGWAY-HAINES       | 13,044         | 169,572           | 17.8%        | 3,669         | 47,749           | 29.8%        | 147        | 13          | 1,911         |
| WRANGELL-KETCHIKAN   | 4,058          | 361,162           | 32.5%        | 1,585         | 150,855          | 75.7%        | 25         | 89          | 2,225         |
| WRANGELL-PETERSBURG  | 4,667          | 191,347           | 37.4%        | 1,792         | 75,850           | 85.6%        | 25         | 41          | 1,025         |
| <b>TOTAL</b>         | <b>106,149</b> | <b>11,165,437</b> | <b>31.7%</b> | <b>34,734</b> | <b>4,532,991</b> | <b>73.2%</b> | <b>813</b> | <b>-</b>    | <b>70,517</b> |



## Matanuska Link Volume

| LINK                    | PASSENGER     |                  |              | VEHICLE       |                  |              | TRIPS      | LINK LENGTH | VESSEL MILES  |
|-------------------------|---------------|------------------|--------------|---------------|------------------|--------------|------------|-------------|---------------|
|                         | Count         | Miles            | Capacity     | Count         | Miles            | Capacity     |            |             |               |
| BELLINGHAM-KETCHIKAN    | 2,156         | 1,282,820        | 39.3%        | 993           | 608,090          | 107.7%       | 11         | 595         | 6,545         |
| HAINES-JUNEAU           | 5,257         | 357,476          | 28.5%        | 1,864         | 129,812          | 60.2%        | 37         | 68          | 2,516         |
| HAINES-SKAGWAY          | 3,390         | 44,070           | 18.9%        | 1,017         | 13,611           | 33.7%        | 36         | 13          | 468           |
| HOONAH-JUNEAU           | 337           | 16,176           | 11.3%        | 110           | 5,520            | 21.8%        | 6          | 48          | 288           |
| HOONAH-KAKE             | 236           | 27,376           | 6.8%         | 115           | 12,412           | 19.6%        | 7          | 116         | 812           |
| HOONAH-PETERSBURG       | 33            | 5,181            | 6.6%         | 18            | 2,669            | 21.3%        | 1          | 157         | 157           |
| JUNEAU-HAINES           | 5,965         | 405,620          | 33.2%        | 1,956         | 138,380          | 64.9%        | 36         | 68          | 2,448         |
| JUNEAU-HOONAH           | 483           | 22,218           | 12.1%        | 182           | 8,280            | 27.2%        | 8          | 46          | 368           |
| JUNEAU-KAKE             | 520           | 59,280           | 14.9%        | 121           | 14,478           | 20.7%        | 7          | 114         | 798           |
| JUNEAU-PETERSBURG       | 3,642         | 447,966          | 33.2%        | 1,235         | 152,520          | 67.0%        | 22         | 123         | 2,706         |
| JUNEAU-SITKA            | 4,251         | 561,132          | 29.4%        | 1,217         | 164,868          | 50.1%        | 29         | 132         | 3,828         |
| KAKE-JUNEAU             | 499           | 56,886           | 25.0%        | 136           | 15,960           | 40.7%        | 4          | 114         | 456           |
| KAKE-PETERSBURG         | 974           | 63,310           | 13.0%        | 255           | 16,575           | 20.3%        | 15         | 65          | 975           |
| KAKE-SITKA              | 774           | 89,010           | 19.4%        | 153           | 18,745           | 22.8%        | 8          | 115         | 920           |
| KETCHIKAN-BELLINGHAM    | 1,484         | 882,980          | 27.0%        | 659           | 415,905          | 71.5%        | 11         | 595         | 6,545         |
| KETCHIKAN-PRINCE RUPERT | 5,480         | 498,680          | 20.3%        | 1,975         | 170,898          | 43.7%        | 54         | 91          | 4,914         |
| KETCHIKAN-WRANGELL      | 9,081         | 808,209          | 27.6%        | 2,582         | 228,552          | 46.7%        | 66         | 89          | 5,874         |
| PETERSBURG-JUNEAU       | 7,710         | 948,330          | 29.2%        | 2,195         | 272,076          | 49.5%        | 53         | 123         | 6,519         |
| PETERSBURG-KAKE         | 1,217         | 79,105           | 20.3%        | 276           | 18,655           | 27.5%        | 12         | 65          | 780           |
| PETERSBURG-SITKA        | 404           | 63,024           | 81.0%        | 75            | 12,792           | 90.1%        | 1          | 156         | 156           |
| PETERSBURG-WRANGELL     | 8,587         | 352,067          | 26.1%        | 2,647         | 108,322          | 47.9%        | 66         | 41          | 2,706         |
| PRINCE RUPERT-KETCHIKAN | 5,153         | 468,923          | 19.1%        | 1,660         | 145,145          | 36.7%        | 54         | 91          | 4,914         |
| SITKA-HOONAH            | 267           | 31,506           | 8.9%         | 55            | 7,198            | 10.8%        | 6          | 118         | 708           |
| SITKA-JUNEAU            | 743           | 98,076           | 49.6%        | 122           | 17,556           | 48.6%        | 3          | 132         | 396           |
| SITKA-KAKE              | 408           | 46,920           | 81.8%        | 48            | 6,440            | 56.7%        | 1          | 115         | 115           |
| SITKA-PETERSBURG        | 4,220         | 658,320          | 30.2%        | 1,221         | 193,284          | 52.1%        | 28         | 156         | 4,368         |
| SKAGWAY-HAINES          | 2,878         | 37,414           | 15.6%        | 897           | 11,947           | 29.0%        | 37         | 13          | 481           |
| WRANGELL-KETCHIKAN      | 8,604         | 765,756          | 26.1%        | 2,624         | 233,536          | 47.5%        | 66         | 89          | 5,874         |
| WRANGELL-PETERSBURG     | 9,062         | 371,542          | 27.5%        | 2,532         | 103,730          | 45.8%        | 66         | 41          | 2,706         |
| <b>TOTAL</b>            | <b>93,815</b> | <b>9,549,373</b> | <b>27.2%</b> | <b>28,939</b> | <b>3,247,956</b> | <b>54.3%</b> | <b>751</b> | <b>-</b>    | <b>70,341</b> |

## Taku Link Volume

| LINK                    | PASSENGER     |                  |              | VEHICLE       |                  |              | TRIPS        | LINK LENGTH | VESSEL MILES  |
|-------------------------|---------------|------------------|--------------|---------------|------------------|--------------|--------------|-------------|---------------|
|                         | Count         | Miles            | Capacity     | Count         | Miles            | Capacity     |              |             |               |
| HAINES-JUNEAU           | 1,458         | 99,144           | 17.9%        | 614           | 39,508           | 41.1%        | 22           | 68          | 1,496         |
| HAINES-SKAGWAY          | 928           | 12,064           | 11.9%        | 325           | 4,199            | 22.8%        | 21           | 13          | 273           |
| HOONAH-JUNEAU           | 1,685         | 80,880           | 24.0%        | 686           | 33,120           | 53.1%        | 19           | 48          | 912           |
| HOONAH-KAKE             | 1,707         | 198,012          | 21.0%        | 524           | 62,060           | 35.1%        | 22           | 116         | 2,552         |
| HOONAH-SITKA            | 27            | 3,186            | 7.3%         | 18            | 1,888            | 26.4%        | 1            | 118         | 118           |
| JUNEAU-HAINES           | 1,992         | 135,456          | 24.5%        | 816           | 53,448           | 54.6%        | 22           | 68          | 1,496         |
| JUNEAU-HOONAH           | 2,466         | 113,436          | 29.0%        | 826           | 39,192           | 52.8%        | 23           | 46          | 1,058         |
| JUNEAU-KAKE             | 4,285         | 488,490          | 25.7%        | 1,422         | 164,844          | 46.5%        | 45           | 114         | 5,130         |
| JUNEAU-SITKA            | 2,069         | 273,108          | 28.0%        | 555           | 71,808           | 40.8%        | 20           | 132         | 2,640         |
| KAKE-HOONAH             | 102           | 11,832           | 13.8%        | 40            | 4,524            | 29.1%        | 2            | 116         | 232           |
| KAKE-JUNEAU             | 2,392         | 272,688          | 25.9%        | 737           | 80,142           | 43.4%        | 25           | 114         | 2,850         |
| KAKE-PETERSBURG         | 6,907         | 448,955          | 21.2%        | 2,383         | 154,505          | 39.8%        | 88           | 65          | 5,720         |
| KAKE-SITKA              | 3,872         | 445,280          | 26.2%        | 1,234         | 137,885          | 45.4%        | 40           | 115         | 4,600         |
| KETCHIKAN-PETERSBURG    | 57            | 6,384            | 15.4%        | 30            | 3,248            | 44.2%        | 1            | 112         | 112           |
| KETCHIKAN-PRINCE RUPERT | 5,027         | 457,457          | 15.6%        | 2,121         | 186,550          | 35.9%        | 87           | 91          | 7,917         |
| KETCHIKAN-WRANGELL      | 7,395         | 658,155          | 23.2%        | 2,540         | 218,584          | 43.4%        | 86           | 89          | 7,654         |
| PETERSBURG-JUNEAU       | 1,096         | 134,808          | 17.4%        | 530           | 62,607           | 45.8%        | 17           | 123         | 2,091         |
| PETERSBURG-KAKE         | 5,421         | 352,365          | 21.9%        | 1,792         | 111,540          | 39.3%        | 67           | 65          | 4,355         |
| PETERSBURG-KETCHIKAN    | 48            | 5,376            | 13.0%        | 24            | 2,688            | 34.6%        | 1            | 112         | 112           |
| PETERSBURG-SITKA        | 176           | 27,456           | 15.9%        | 103           | 15,600           | 50.6%        | 3            | 156         | 468           |
| PETERSBURG-WRANGELL     | 6,907         | 283,187          | 21.5%        | 2,305         | 92,004           | 39.0%        | 87           | 41          | 3,567         |
| PRINCE RUPERT-KETCHIKAN | 5,374         | 489,034          | 16.7%        | 2,451         | 205,296          | 41.4%        | 87           | 91          | 7,917         |
| SITKA-HOONAH            | 1,210         | 142,780          | 19.2%        | 413           | 50,976           | 35.7%        | 17           | 118         | 2,006         |
| SITKA-JUNEAU            | 1,772         | 233,904          | 18.4%        | 576           | 76,560           | 32.6%        | 26           | 132         | 3,432         |
| SITKA-KAKE              | 2,089         | 240,235          | 26.9%        | 685           | 74,980           | 48.0%        | 21           | 115         | 2,415         |
| SKAGWAY-HAINES          | 830           | 10,790           | 10.7%        | 281           | 3,796            | 19.7%        | 21           | 13          | 273           |
| WRANGELL-KETCHIKAN      | 7,058         | 628,162          | 21.9%        | 2,371         | 204,878          | 40.1%        | 87           | 89          | 7,743         |
| WRANGELL-PETERSBURG     | 6,805         | 279,005          | 21.4%        | 2,365         | 92,865           | 40.4%        | 86           | 41          | 3,526         |
| <b>TOTAL</b>            | <b>81,155</b> | <b>6,531,629</b> | <b>21.4%</b> | <b>28,767</b> | <b>2,249,295</b> | <b>41.1%</b> | <b>1,044</b> | <b>-</b>    | <b>82,665</b> |



## Tustumena Link Volume

| LINK                   | PASSENGER     |                  |              | VEHICLE       |                  |              | TRIPS      | LINK LENGTH | VESSEL MILES  |
|------------------------|---------------|------------------|--------------|---------------|------------------|--------------|------------|-------------|---------------|
|                        | Count         | Miles            | Capacity     | Count         | Miles            | Capacity     |            |             |               |
| AKUTAN-DUTCH HARBOR    | 466           | 20,970           | 48.5%        | 27            | 1,170            | 13.4%        | 6          | 45          | 270           |
| AKUTAN-FALSE PASS      | 258           | 14,964           | 26.9%        | 42            | 2,436            | 20.5%        | 6          | 58          | 348           |
| CHENEGA BAY-KODIAK     | 14            | 2,814            | 8.8%         | 27            | 4,221            | 80.0%        | 1          | 201         | 201           |
| CHENEGA BAY-PORT LIONS | 141           | 41,031           | 11.0%        | 144           | 41,904           | 52.9%        | 8          | 291         | 2,328         |
| CHENEGA BAY-WHITTIER   | 92            | 6,164            | 8.2%         | 85            | 5,829            | 35.5%        | 7          | 67          | 469           |
| CHIGNIK-KODIAK         | 422           | 105,078          | 44.0%        | 132           | 33,615           | 64.5%        | 6          | 249         | 1,494         |
| CHIGNIK-SAND POINT     | 379           | 52,302           | 39.5%        | 140           | 20,286           | 68.7%        | 6          | 138         | 828           |
| COLD BAY-FALSE PASS    | 380           | 22,040           | 39.6%        | 38            | 2,030            | 18.4%        | 6          | 58          | 348           |
| COLD BAY-KING COVE     | 321           | 8,025            | 33.4%        | 104           | 2,600            | 51.2%        | 6          | 25          | 150           |
| CORDOVA-TATITILEK      | 274           | 13,700           | 19.0%        | 67            | 3,100            | 21.9%        | 9          | 50          | 450           |
| CORDOVA-VALDEZ         | 321           | 23,754           | 18.2%        | 112           | 8,140            | 29.9%        | 11         | 74          | 814           |
| CORDOVA-WHITTIER       | 528           | 51,216           | 15.7%        | 322           | 30,167           | 45.1%        | 21         | 97          | 2,037         |
| DUTCH HARBOR-AKUTAN    | 339           | 15,255           | 35.3%        | 42            | 1,935            | 20.7%        | 6          | 45          | 270           |
| FALSE PASS-AKUTAN      | 360           | 20,880           | 37.5%        | 27            | 1,450            | 13.2%        | 6          | 58          | 348           |
| FALSE PASS-COLD BAY    | 278           | 16,124           | 29.0%        | 53            | 3,016            | 26.0%        | 6          | 58          | 348           |
| HOMER-KODIAK           | 3,102         | 421,872          | 35.3%        | 1,384         | 183,736          | 74.0%        | 55         | 136         | 7,480         |
| HOMER-PORT LIONS       | 4,395         | 588,930          | 44.3%        | 1,573         | 211,854          | 74.6%        | 62         | 134         | 8,308         |
| HOMER-SELDOVIA         | 2,903         | 49,351           | 20.6%        | 1,299         | 21,216           | 43.4%        | 88         | 17          | 1,496         |
| KING COVE-COLD BAY     | 446           | 11,150           | 46.5%        | 85            | 2,075            | 41.9%        | 6          | 25          | 150           |
| KING COVE-SAND POINT   | 425           | 41,650           | 44.3%        | 130           | 12,936           | 63.7%        | 6          | 98          | 588           |
| KODIAK-CHENEGA BAY     | 81            | 16,281           | 7.2%         | 82            | 16,683           | 34.3%        | 7          | 201         | 1,407         |
| KODIAK-CHIGNIK         | 498           | 124,002          | 51.9%        | 167           | 43,824           | 81.6%        | 6          | 249         | 1,494         |
| KODIAK-HOMER           | 3,582         | 487,152          | 40.7%        | 1,166         | 156,536          | 62.3%        | 55         | 136         | 7,480         |
| KODIAK-PORT LIONS      | 3,966         | 190,368          | 39.3%        | 1,587         | 75,360           | 74.1%        | 63         | 48          | 3,024         |
| KODIAK-WHITTIER        | 10            | 2,660            | 6.3%         | 9             | 2,128            | 25.1%        | 1          | 266         | 266           |
| PORT LIONS-HOMER       | 3,219         | 431,346          | 31.9%        | 1,310         | 172,726          | 61.2%        | 63         | 134         | 8,442         |
| PORT LIONS-KODIAK      | 5,256         | 252,288          | 46.9%        | 1,973         | 95,472           | 82.9%        | 70         | 48          | 3,360         |
| SAND POINT-CHIGNIK     | 268           | 36,984           | 27.9%        | 109           | 15,318           | 53.5%        | 6          | 138         | 828           |
| SAND POINT-KING COVE   | 533           | 52,234           | 55.5%        | 140           | 14,210           | 68.6%        | 6          | 98          | 588           |
| SELDOVIA-HOMER         | 2,832         | 48,144           | 19.7%        | 1,245         | 20,655           | 40.7%        | 90         | 17          | 1,530         |
| TATITILEK-CORDOVA      | 284           | 14,200           | 25.4%        | 64            | 3,100            | 27.0%        | 7          | 50          | 350           |
| TATITILEK-VALDEZ       | 266           | 5,852            | 20.8%        | 64            | 1,298            | 23.7%        | 8          | 22          | 176           |
| VALDEZ-CORDOVA         | 325           | 24,050           | 22.6%        | 122           | 8,584            | 40.0%        | 9          | 74          | 666           |
| VALDEZ-TATITILEK       | 285           | 6,270            | 25.4%        | 64            | 1,342            | 26.8%        | 7          | 22          | 154           |
| VALDEZ-WHITTIER        | 129           | 10,062           | 8.1%         | 110           | 8,034            | 32.2%        | 10         | 78          | 780           |
| WHITTIER-CHENEGA BAY   | 163           | 10,921           | 11.3%        | 178           | 11,591           | 58.2%        | 9          | 67          | 603           |
| WHITTIER-CORDOVA       | 706           | 68,482           | 17.7%        | 505           | 44,911           | 59.4%        | 25         | 97          | 2,425         |
| WHITTIER-VALDEZ        | 137           | 10,686           | 14.3%        | 95            | 6,942            | 46.6%        | 6          | 78          | 468           |
| <b>TOTAL</b>           | <b>38,384</b> | <b>3,319,252</b> | <b>33.1%</b> | <b>14,822</b> | <b>1,292,430</b> | <b>61.2%</b> | <b>776</b> | <b>-</b>    | <b>62,766</b> |

## Monthly Southeast Link Volume

(January - June)

| LINK                    | JANUARY       |              |            | FEBRUARY      |              |            | MARCH         |              |            | APRIL         |              |            | MAY           |               |            | JUNE          |               |            |
|-------------------------|---------------|--------------|------------|---------------|--------------|------------|---------------|--------------|------------|---------------|--------------|------------|---------------|---------------|------------|---------------|---------------|------------|
|                         | Pass          | Veh          | Trips      | Pass          | Veh          | Trips      | Pass          | Veh          | Trips      | Pass          | Veh          | Trips      | Pass          | Veh           | Trips      | Pass          | Veh           | Trips      |
| ANGOON-HOONAH           | 36            | 7            | 1          | -             | -            | -          | 189           | 27           | 2          | -             | -            | -          | -             | -             | -          | 137           | 26            | 1          |
| ANGOON-JUNEAU           | 240           | 47           | 7          | 233           | 34           | 8          | 196           | 45           | 10         | 156           | 39           | 8          | 302           | 77            | 10         | 209           | 56            | 8          |
| BELLINGHAM-KETCHIKAN    | 689           | 350          | 4          | 827           | 434          | 5          | 779           | 387          | 4          | 770           | 380          | 4          | 1,261         | 507           | 5          | 1,724         | 529           | 4          |
| HAINES-JUNEAU           | 1,501         | 512          | 18         | 1,408         | 455          | 19         | 2,529         | 828          | 24         | 1,809         | 664          | 20         | 3,135         | 1,063         | 32         | 5,722         | 1,701         | 43         |
| HAINES-SKAGWAY          | 708           | 180          | 17         | 691           | 218          | 17         | 1,100         | 315          | 17         | 1,034         | 368          | 17         | 1,671         | 512           | 28         | 3,690         | 1,100         | 38         |
| HOONAH-ANGOON           | -             | -            | -          | -             | -            | -          | 138           | 26           | 2          | -             | -            | -          | -             | -             | -          | 159           | 35            | 2          |
| HOONAH-JUNEAU           | 352           | 106          | 10         | 425           | 135          | 12         | 826           | 194          | 12         | 461           | 204          | 12         | 486           | 133           | 17         | 843           | 200           | 19         |
| HOONAH-KAKE             | 135           | 67           | 4          | 162           | 59           | 4          | 149           | 57           | 3          | 398           | 78           | 4          | -             | -             | -          | -             | -             | -          |
| HOONAH-PETERSBURG       | 33            | 17           | 1          | -             | -            | -          | -             | -            | -          | -             | -            | -          | -             | -             | -          | -             | -             | -          |
| HOONAH-SITKA            | -             | -            | -          | -             | -            | -          | -             | -            | -          | -             | -            | -          | -             | -             | -          | -             | -             | -          |
| HOONAH-TENAKEE          | 130           | 30           | 4          | 162           | 27           | 5          | 82            | 36           | 4          | 159           | 39           | 4          | 131           | 4             | 9          | 196           | 5             | 8          |
| JUNEAU-ANGOON           | 285           | 45           | 9          | 233           | 49           | 8          | 301           | 42           | 10         | 183           | 41           | 8          | 318           | 78            | 10         | 310           | 78            | 7          |
| JUNEAU-HAINES           | 1,829         | 569          | 24         | 1,939         | 645          | 23         | 2,591         | 849          | 25         | 2,283         | 907          | 25         | 3,593         | 1,257         | 34         | 6,279         | 1,838         | 42         |
| JUNEAU-HOONAH           | 501           | 185          | 12         | 596           | 171          | 13         | 666           | 204          | 11         | 750           | 231          | 13         | 518           | 168           | 17         | 998           | 231           | 20         |
| JUNEAU-KAKE             | 199           | 56           | 3          | 376           | 94           | 5          | 672           | 154          | 4          | 234           | 104          | 4          | 385           | 148           | 5          | 328           | 104           | 4          |
| JUNEAU-KETCHIKAN        | -             | -            | -          | -             | -            | -          | -             | -            | -          | 10            | 12           | 1          | -             | -             | -          | 71            | 20            | 1          |
| JUNEAU-PELICAN          | 10            | 3            | 1          | 42            | 5            | 1          | 16            | 7            | 1          | 28            | 10           | 1          | 107           | 11            | 2          | 187           | 17            | 2          |
| JUNEAU-PETERSBURG       | 57            | 19           | 1          | -             | -            | -          | 81            | 44           | 1          | 139           | 63           | 1          | 410           | 107           | 8          | 891           | 245           | 11         |
| JUNEAU-SITKA            | 842           | 331          | 12         | 975           | 340          | 13         | 1,569         | 558          | 13         | 1,090         | 386          | 11         | 2,095         | 585           | 28         | 4,382         | 1,119         | 35         |
| JUNEAU-SKAGWAY          | -             | -            | -          | -             | -            | -          | 100           | 31           | 1          | -             | -            | -          | 326           | 94            | 6          | -             | -             | -          |
| JUNEAU-TENAKEE          | 77            | 11           | 3          | 103           | 10           | 4          | 160           | 44           | 5          | 121           | 15           | 4          | -             | -             | -          | -             | -             | -          |
| JUNEAU-YAKUTAT          | -             | -            | -          | -             | -            | -          | -             | -            | -          | 45            | 59           | 1          | 154           | 63            | 1          | 230           | 68            | 1          |
| KAKE-HOONAH             | -             | -            | -          | -             | -            | -          | 32            | 16           | 1          | 70            | 23           | 1          | -             | -             | -          | -             | -             | -          |
| KAKE-JUNEAU             | 90            | 35           | 2          | 94            | 16           | 1          | 440           | 126          | 2          | -             | -            | -          | 334           | 143           | 5          | 417           | 137           | 4          |
| KAKE-PETERSBURG         | 286           | 119          | 7          | 462           | 130          | 9          | 938           | 237          | 8          | 618           | 190          | 9          | 559           | 229           | 9          | 905           | 203           | 9          |
| KAKE-SITKA              | 170           | 42           | 3          | 239           | 61           | 4          | 507           | 110          | 3          | 220           | 106          | 3          | 436           | 157           | 4          | 706           | 239           | 5          |
| KETCHIKAN-BELLINGHAM    | 478           | 266          | 4          | 404           | 220          | 4          | 720           | 344          | 5          | 548           | 260          | 4          | 549           | 213           | 4          | 1,614         | 553           | 5          |
| KETCHIKAN-JUNEAU        | -             | -            | -          | -             | -            | -          | -             | -            | -          | 8             | 7            | 1          | 220           | 91            | 1          | 103           | 28            | 1          |
| KETCHIKAN-METLAKATLA    | 1,306         | 430          | 43         | 1,077         | 369          | 33         | 1,456         | 488          | 46         | 1,072         | 395          | 41         | 1,439         | 497           | 47         | 1,118         | 434           | 46         |
| KETCHIKAN-PRINCE RUPERT | 146           | 68           | 9          | 261           | 77           | 9          | 211           | 81           | 7          | 268           | 109          | 9          | 530           | 205           | 12         | 1,447         | 473           | 18         |
| KETCHIKAN-WRANGELL      | 1,049         | 438          | 13         | 1,451         | 514          | 13         | 1,580         | 574          | 13         | 1,900         | 673          | 12         | 2,152         | 794           | 18         | 3,920         | 1,165         | 21         |
| METLAKATLA-KETCHIKAN    | 1,223         | 422          | 43         | 1,132         | 361          | 33         | 1,367         | 466          | 46         | 957           | 378          | 41         | 1,343         | 486           | 47         | 1,044         | 402           | 46         |
| PELICAN-JUNEAU          | 14            | 2            | 1          | 27            | 4            | 1          | 9             | 2            | 1          | 19            | 10           | 1          | 206           | 15            | 2          | 122           | 10            | 2          |
| PETERSBURG-JUNEAU       | 938           | 352          | 8          | 1,089         | 431          | 8          | 633           | 285          | 5          | 940           | 419          | 7          | 1,454         | 493           | 15         | 3,158         | 880           | 19         |
| PETERSBURG-KAKE         | 201           | 73           | 5          | 267           | 64           | 5          | 925           | 239          | 6          | 294           | 120          | 4          | 692           | 284           | 9          | 1,003         | 323           | 9          |
| PETERSBURG-SITKA        | -             | -            | -          | -             | -            | -          | 143           | 75           | 2          | 404           | 82           | 1          | -             | -             | -          | -             | -             | -          |
| PETERSBURG-WRANGELL     | 822           | 350          | 13         | 969           | 315          | 13         | 1,416         | 482          | 13         | 1,271         | 427          | 13         | 1,130         | 460           | 16         | 3,354         | 963           | 22         |
| PRINCE RUPERT-KETCHIKAN | 188           | 92           | 9          | 286           | 92           | 8          | 392           | 193          | 9          | 624           | 334          | 8          | 1,273         | 534           | 12         | 2,234         | 823           | 18         |
| SITKA-HOONAH            | 74            | 17           | 2          | 193           | 44           | 4          | 117           | 31           | 2          | 200           | 94           | 3          | -             | -             | -          | -             | -             | -          |
| SITKA-JUNEAU            | 400           | 136          | 9          | 576           | 156          | 9          | 1,161         | 321          | 11         | 815           | 264          | 9          | 1,727         | 471           | 23         | 2,323         | 597           | 26         |
| SITKA-KAKE              | -             | -            | -          | -             | -            | -          | 192           | 43           | 1          | 28            | 17           | 1          | 269           | 113           | 4          | 798           | 153           | 5          |
| SITKA-PETERSBURG        | 450           | 210          | 4          | 434           | 189          | 4          | 550           | 252          | 4          | 539           | 218          | 3          | 466           | 175           | 5          | 1,909         | 563           | 9          |
| SKAGWAY-HAINES          | 405           | 96           | 11         | 365           | 120          | 13         | 937           | 276          | 16         | 591           | 207          | 12         | 1,488         | 497           | 26         | 3,719         | 1,164         | 39         |
| SKAGWAY-JUNEAU          | 279           | 72           | 5          | 310           | 85           | 4          | 170           | 65           | 3          | 273           | 115          | 5          | 292           | 100           | 7          | -             | -             | -          |
| TENAKEE-HOONAH          | 70            | 11           | 3          | 93            | 10           | 4          | 148           | 43           | 5          | 129           | 14           | 4          | 112           | -             | 9          | 143           | 4             | 8          |
| TENAKEE-JUNEAU          | 155           | 32           | 4          | 158           | 25           | 5          | 95            | 37           | 4          | 124           | 37           | 4          | -             | -             | -          | -             | -             | -          |
| WRANGELL-KETCHIKAN      | 759           | 346          | 13         | 998           | 326          | 13         | 1,379         | 489          | 13         | 1,446         | 435          | 13         | 1,180         | 449           | 16         | 3,221         | 968           | 22         |
| WRANGELL-PETERSBURG     | 1,087         | 427          | 13         | 1,496         | 485          | 13         | 1,568         | 555          | 13         | 1,723         | 641          | 12         | 1,991         | 739           | 18         | 3,918         | 1,162         | 21         |
| YAKUTAT-JUNEAU          | -             | -            | -          | -             | -            | -          | -             | -            | -          | 35            | 42           | 1          | -             | -             | -          | 165           | 59            | 1          |
| <b>TOTAL</b>            | <b>18,214</b> | <b>6,571</b> | <b>355</b> | <b>20,553</b> | <b>6,770</b> | <b>347</b> | <b>29,230</b> | <b>9,678</b> | <b>388</b> | <b>24,813</b> | <b>9,233</b> | <b>361</b> | <b>34,734</b> | <b>11,952</b> | <b>521</b> | <b>63,697</b> | <b>18,675</b> | <b>602</b> |

## Monthly Southeast Link Volume

(July - December)

| LINK                    | JULY          |               |            | AUGUST        |               |            | SEPTEMBER     |               |            | OCTOBER       |               |            | NOVEMBER      |              |            | DECEMBER      |              |            |
|-------------------------|---------------|---------------|------------|---------------|---------------|------------|---------------|---------------|------------|---------------|---------------|------------|---------------|--------------|------------|---------------|--------------|------------|
|                         | Pass          | Veh           | Trips      | Pass          | Veh           | Trips      | Pass          | Veh           | Trips      | Pass          | Veh           | Trips      | Pass          | Veh          | Trips      | Pass          | Veh          | Trips      |
| ANGOON-JUNEAU           | 342           | 88            | 9          | 305           | 93            | 8          | 286           | 64            | 8          | 293           | 70            | 6          | 178           | 32           | 4          | 294           | 57           | 5          |
| ANGOON-TENAKEE          | -             | -             | -          | 61            | 11            | 1          | -             | -             | -          | 109           | 22            | 4          | 374           | 77           | 5          | 205           | 33           | 4          |
| BELLINGHAM-KETCHIKAN    | 1,613         | 458           | 4          | 1,964         | 563           | 5          | 752           | 302           | 4          | 972           | 440           | 5          | 681           | 369          | 4          | 672           | 334          | 4          |
| HAINES-JUNEAU           | 8,056         | 2,184         | 45         | 7,549         | 1,937         | 39         | 3,789         | 1,259         | 28         | 2,083         | 757           | 20         | 2,401         | 835          | 27         | 1,701         | 567          | 22         |
| HAINES-SKAGWAY          | 5,331         | 1,507         | 40         | 4,465         | 1,295         | 39         | 1,283         | 475           | 16         | 893           | 320           | 17         | 471           | 193          | 16         | 564           | 183          | 16         |
| HOONAH-ANGOON           | -             | -             | -          | -             | -             | -          | -             | -             | -          | 37            | 11            | 1          | -             | -            | -          | 89            | 26           | 1          |
| HOONAH-JUNEAU           | 834           | 162           | 20         | 851           | 195           | 18         | 692           | 219           | 19         | 721           | 287           | 10         | 895           | 357          | 13         | 870           | 288          | 12         |
| HOONAH-KAKE             | -             | -             | -          | -             | -             | -          | 69            | 28            | 1          | 396           | 142           | 4          | 274           | 106          | 4          | 360           | 105          | 5          |
| HOONAH-TENAKEE          | 190           | 2             | 8          | 186           | 2             | 8          | 111           | 3             | 8          | -             | -             | -          | -             | -            | -          | -             | -            | -          |
| JUNEAU-ANGOON           | 419           | 90            | 9          | 389           | 97            | 9          | 262           | 62            | 8          | 251           | 57            | 4          | 263           | 42           | 5          | 299           | 40           | 4          |
| JUNEAU-HAINES           | 8,242         | 2,089         | 45         | 7,071         | 1,967         | 39         | 2,700         | 987           | 25         | 2,371         | 863           | 24         | 1,801         | 663          | 23         | 1,556         | 527          | 23         |
| JUNEAU-HOONAH           | 854           | 180           | 20         | 745           | 193           | 17         | 701           | 237           | 20         | 1,050         | 357           | 12         | 790           | 305          | 12         | 1,022         | 309          | 14         |
| JUNEAU-KAKE             | 549           | 198           | 5          | 463           | 151           | 5          | 329           | 120           | 4          | 335           | 162           | 4          | 466           | 159          | 5          | 469           | 123          | 4          |
| JUNEAU-KETCHIKAN        | 169           | 71            | 2          | 57            | 23            | 1          | 134           | 58            | 2          | -             | -             | -          | 61            | 32           | 2          | 59            | 24           | 2          |
| JUNEAU-PELICAN          | 197           | 9             | 2          | 208           | 8             | 2          | 110           | 10            | 3          | 14            | 5             | 1          | 17            | 6            | 1          | 23            | 6            | 1          |
| JUNEAU-PETERSBURG       | 1,460         | 388           | 13         | 1,207         | 344           | 12         | 676           | 258           | 6          | -             | -             | -          | -             | -            | -          | -             | -            | -          |
| JUNEAU-SITKA            | 4,127         | 1,070         | 32         | 4,547         | 1,150         | 36         | 2,961         | 900           | 27         | 1,392         | 512           | 11         | 1,477         | 545          | 13         | 1,226         | 511          | 14         |
| JUNEAU-SKAGWAY          | 72            | 19            | 1          | -             | -             | -          | 1,126         | 264           | 16         | 178           | 52            | 4          | 351           | 106          | 6          | 198           | 63           | 4          |
| JUNEAU-TENAKEE          | -             | -             | -          | -             | -             | -          | -             | -             | -          | 247           | 46            | 5          | 457           | 78           | 4          | 199           | 21           | 4          |
| JUNEAU-YAKUTAT          | 238           | 68            | 1          | 140           | 54            | 1          | 126           | 65            | 1          | -             | -             | -          | 176           | 127          | 2          | 271           | 186          | 3          |
| KAKE-JUNEAU             | 531           | 121           | 5          | 262           | 71            | 3          | 373           | 88            | 4          | 175           | 50            | 1          | 68            | 24           | 1          | 107           | 32           | 1          |
| KAKE-PETERSBURG         | 948           | 324           | 9          | 886           | 277           | 9          | 610           | 232           | 9          | 677           | 298           | 8          | 582           | 240          | 9          | 664           | 203          | 9          |
| KAKE-SITKA              | 605           | 140           | 4          | 781           | 172           | 6          | 195           | 78            | 4          | 164           | 74            | 3          | 358           | 127          | 5          | 265           | 56           | 4          |
| KETCHIKAN-BELLINGHAM    | 1,315         | 451           | 4          | 1,525         | 517           | 4          | 1,288         | 454           | 5          | 816           | 383           | 4          | 760           | 365          | 4          | 850           | 400          | 5          |
| KETCHIKAN-JUNEAU        | 97            | 27            | 1          | 95            | 20            | 1          | 27            | 13            | 1          | -             | -             | -          | 80            | 47           | 2          | 118           | 42           | 3          |
| KETCHIKAN-METLAKATLA    | 1,028         | 361           | 43         | 1,445         | 511           | 47         | 1,583         | 524           | 42         | 1,587         | 541           | 45         | 1,626         | 539          | 44         | 1,667         | 522          | 43         |
| KETCHIKAN-PETERSBURG    | -             | -             | -          | -             | -             | -          | -             | -             | -          | 57            | 29            | 1          | -             | -            | -          | -             | -            | -          |
| KETCHIKAN-PRINCE RUPERT | 2,735         | 957           | 20         | 2,658         | 905           | 20         | 1,661         | 731           | 19         | 481           | 245           | 7          | 296           | 151          | 12         | 279           | 108          | 11         |
| KETCHIKAN-WRANGELL      | 4,369         | 1,080         | 22         | 3,978         | 1,013         | 23         | 1,805         | 602           | 20         | 1,640         | 622           | 13         | 1,275         | 522          | 13         | 1,290         | 465          | 12         |
| METLAKATLA-KETCHIKAN    | 981           | 349           | 43         | 1,390         | 476           | 47         | 1,462         | 482           | 42         | 1,483         | 529           | 45         | 1,554         | 515          | 44         | 1,690         | 534          | 43         |
| PELICAN-JUNEAU          | 218           | 10            | 2          | 212           | 8             | 2          | 112           | 14            | 3          | 24            | 4             | 1          | 27            | 4            | 1          | 29            | 5            | 1          |
| PETERSBURG-JUNEAU       | 3,584         | 865           | 21         | 3,504         | 856           | 22         | 1,406         | 479           | 14         | 1,406         | 540           | 9          | 872           | 400          | 7          | 934           | 355          | 7          |
| PETERSBURG-KAKE         | 1,000         | 236           | 9          | 934           | 217           | 9          | 464           | 141           | 8          | 315           | 109           | 4          | 283           | 128          | 6          | 260           | 69           | 5          |
| PETERSBURG-KETCHIKAN    | -             | -             | -          | -             | -             | -          | 48            | 24            | 1          | -             | -             | -          | -             | -            | -          | -             | -            | -          |
| PETERSBURG-SITKA        | -             | -             | -          | -             | -             | -          | -             | -             | -          | 33            | 25            | 1          | -             | -            | -          | -             | -            | -          |
| PETERSBURG-WRANGELL     | 3,917         | 1,220         | 22         | 4,031         | 1,198         | 22         | 2,427         | 884           | 21         | 1,328         | 587           | 12         | 1,458         | 514          | 13         | 1,391         | 485          | 14         |
| PRINCE RUPERT-KETCHIKAN | 2,598         | 761           | 19         | 1,841         | 520           | 21         | 718           | 265           | 19         | 282           | 145           | 8          | 228           | 108          | 11         | 252           | 112          | 11         |
| SITKA-HOONAH            | -             | -             | -          | -             | -             | -          | -             | -             | -          | 188           | 75            | 3          | 360           | 136          | 5          | 345           | 96           | 4          |
| SITKA-JUNEAU            | 2,329         | 502           | 24         | 2,561         | 546           | 29         | 1,531         | 399           | 18         | 766           | 233           | 8          | 827           | 247          | 9          | 501           | 164          | 9          |
| SITKA-KAKE              | 523           | 150           | 4          | 522           | 156           | 4          | 357           | 119           | 4          | -             | -             | -          | -             | -            | -          | -             | -            | -          |
| SITKA-PETERSBURG        | 1,903         | 543           | 8          | 2,245         | 629           | 9          | 1,271         | 442           | 9          | 664           | 302           | 4          | 635           | 277          | 4          | 737           | 314          | 5          |
| SKAGWAY-HAINES          | 5,000         | 1,443         | 40         | 4,627         | 1,110         | 39         | 1,473         | 460           | 19         | 716           | 231           | 14         | 693           | 248          | 19         | 596           | 193          | 15         |
| SKAGWAY-JUNEAU          | 115           | 31            | 1          | -             | -             | -          | 1,446         | 299           | 15         | 441           | 97            | 6          | 167           | 53           | 3          | 264           | 87           | 6          |
| TENAKEE-ANGOON          | -             | -             | -          | -             | -             | -          | -             | -             | -          | 161           | 41            | 5          | 344           | 70           | 4          | 151           | 22           | 4          |
| TENAKEE-HOONAH          | 251           | 2             | 8          | 255           | 12            | 9          | 129           | 3             | 8          | -             | -             | -          | -             | -            | -          | -             | -            | -          |
| TENAKEE-JUNEAU          | -             | -             | -          | -             | -             | -          | -             | -             | -          | 186           | 24            | 4          | 477           | 81           | 5          | 240           | 37           | 4          |
| WRANGELL-KETCHIKAN      | 4,012         | 1,257         | 22         | 4,224         | 1,225         | 22         | 2,526         | 909           | 21         | 1,440         | 616           | 12         | 1,468         | 561          | 13         | 1,507         | 527          | 14         |
| WRANGELL-PETERSBURG     | 4,343         | 1,071         | 22         | 3,940         | 991           | 23         | 1,713         | 582           | 20         | 1,578         | 610           | 13         | 1,208         | 491          | 13         | 1,196         | 413          | 12         |
| YAKUTAT-JUNEAU          | 398           | 129           | 2          | 139           | 46            | 1          | 114           | 50            | 1          | -             | -             | -          | 145           | 117          | 2          | 117           | 88           | 2          |
| <b>TOTAL</b>            | <b>75,493</b> | <b>20,613</b> | <b>311</b> | <b>72,263</b> | <b>19,559</b> | <b>612</b> | <b>40,846</b> | <b>13,585</b> | <b>523</b> | <b>27,950</b> | <b>10,513</b> | <b>363</b> | <b>26,924</b> | <b>9,997</b> | <b>395</b> | <b>25,527</b> | <b>8,732</b> | <b>386</b> |

## Monthly Southwest Link Volume

(January - June)

| LINK                   | JANUARY      |            |           | FEBRUARY     |            |           | MARCH        |              |           | APRIL        |              |           | MAY          |              |            | JUNE          |               |            |
|------------------------|--------------|------------|-----------|--------------|------------|-----------|--------------|--------------|-----------|--------------|--------------|-----------|--------------|--------------|------------|---------------|---------------|------------|
|                        | Pass         | Veh        | Trips     | Pass         | Veh        | Trips     | Pass         | Veh          | Trips     | Pass         | Veh          | Trips     | Pass         | Veh          | Trips      | Pass          | Veh           | Trips      |
| AKUTAN-DUTCH HARBOR    | -            | -          | -         | -            | -          | -         | -            | -            | -         | -            | -            | -         | 108          | 3            | 2          | 79            | 9             | 1          |
| AKUTAN-FALSE PASS      | -            | -          | -         | -            | -          | -         | -            | -            | -         | -            | -            | -         | 56           | 17           | 2          | 60            | 10            | 1          |
| CHENEGA BAY-KODIAK     | -            | -          | -         | -            | -          | -         | -            | -            | -         | 14           | 21           | 1         | 54           | 41           | 1          | 84            | 47            | 1          |
| CHENEGA BAY-PORT LIONS | 13           | 39         | 2         | 18           | 24         | 2         | 64           | 30           | 2         | 46           | 52           | 2         | -            | -            | -          | -             | -             | -          |
| CHENEGA BAY-WHITTIER   | 37           | 33         | 3         | 13           | 17         | 1         | 29           | 22           | 2         | 24           | 31           | 2         | -            | -            | -          | 47            | 37            | 1          |
| CHIGNIK-KODIAK         | -            | -          | -         | -            | -          | -         | -            | -            | -         | -            | -            | -         | 82           | 38           | 2          | 77            | 16            | 1          |
| CHIGNIK-SAND POINT     | -            | -          | -         | -            | -          | -         | -            | -            | -         | -            | -            | -         | 89           | 42           | 2          | 75            | 24            | 1          |
| COLD BAY-FALSE PASS    | -            | -          | -         | -            | -          | -         | -            | -            | -         | -            | -            | -         | 65           | 4            | 2          | 80            | 10            | 1          |
| COLD BAY-KING COVE     | -            | -          | -         | -            | -          | -         | -            | -            | -         | -            | -            | -         | 74           | 30           | 2          | 66            | 13            | 1          |
| CORDOVA-TATITLEK       | 26           | 12         | 2         | 117          | 23         | 3         | 115          | 21           | 3         | 16           | 6            | 1         | -            | -            | -          | 17            | 6             | 2          |
| CORDOVA-VALDEZ         | 65           | 25         | 2         | 182          | 45         | 4         | 68           | 34           | 4         | 49           | 13           | 2         | 530          | 189          | 14         | 794           | 270           | 13         |
| CORDOVA-WHITTIER       | 116          | 70         | 6         | 88           | 48         | 3         | 188          | 120          | 7         | 215          | 121          | 8         | 719          | 348          | 17         | 957           | 439           | 17         |
| DUTCH HARBOR-AKUTAN    | -            | -          | -         | -            | -          | -         | -            | -            | -         | -            | -            | -         | 99           | 18           | 2          | 56            | 10            | 1          |
| FALSE PASS-AKUTAN      | -            | -          | -         | -            | -          | -         | -            | -            | -         | -            | -            | -         | 64           | 2            | 2          | 80            | 9             | 1          |
| FALSE PASS-COLD BAY    | -            | -          | -         | -            | -          | -         | -            | -            | -         | -            | -            | -         | 58           | 18           | 2          | 65            | 11            | 1          |
| HOMER-KODIAK           | 158          | 80         | 5         | 34           | 19         | 3         | 119          | 63           | 4         | 173          | 105          | 4         | 421          | 206          | 6          | 746           | 309           | 10         |
| HOMER-PORT LIONS       | 88           | 41         | 4         | 212          | 62         | 4         | 114          | 63           | 4         | 66           | 45           | 2         | 653          | 263          | 8          | 477           | 185           | 7          |
| HOMER-SELDOVIA         | 83           | 38         | 6         | 120          | 28         | 5         | 108          | 52           | 6         | 130          | 88           | 6         | 448          | 232          | 11         | 554           | 219           | 11         |
| KING COVE-COLD BAY     | -            | -          | -         | -            | -          | -         | -            | -            | -         | -            | -            | -         | 82           | 12           | 2          | 83            | 15            | 1          |
| KING COVE-SAND POINT   | -            | -          | -         | -            | -          | -         | -            | -            | -         | -            | -            | -         | 99           | 49           | 2          | 85            | 16            | 1          |
| KODIAK-CHENEGA BAY     | 31           | 30         | 3         | 9            | 17         | 1         | 28           | 22           | 2         | 24           | 30           | 2         | -            | -            | -          | 46            | 35            | 1          |
| KODIAK-CHIGNIK         | -            | -          | -         | -            | -          | -         | -            | -            | -         | -            | -            | -         | 171          | 63           | 2          | 92            | 27            | 1          |
| KODIAK-HOMER           | 20           | 8          | 2         | 91           | 3          | 1         | 18           | 11           | 2         | 103          | 75           | 4         | 713          | 268          | 10         | 667           | 240           | 11         |
| KODIAK-PORT LIONS      | 207          | 93         | 6         | 276          | 99         | 6         | 327          | 136          | 6         | 180          | 97           | 4         | 231          | 127          | 5          | 476           | 171           | 6          |
| KODIAK-WHITTIER        | -            | -          | -         | 10           | 8          | 1         | -            | -            | -         | -            | -            | -         | -            | -            | -          | -             | -             | -          |
| PORT LIONS-HOMER       | 125          | 55         | 6         | 186          | 64         | 6         | 220          | 99           | 6         | 110          | 80           | 4         | 189          | 101          | 5          | 425           | 136           | 6          |
| PORT LIONS-KODIAK      | 194          | 121        | 6         | 305          | 117        | 6         | 302          | 131          | 6         | 155          | 119          | 4         | 717          | 280          | 8          | 532           | 210           | 7          |
| SAND POINT-CHIGNIK     | -            | -          | -         | -            | -          | -         | -            | -            | -         | -            | -            | -         | 64           | 37           | 2          | 53            | 12            | 1          |
| SAND POINT-KING COVE   | -            | -          | -         | -            | -          | -         | -            | -            | -         | -            | -            | -         | 103          | 37           | 2          | 97            | 23            | 1          |
| SELDOVIA-HOMER         | 153          | 54         | 7         | 66           | 29         | 5         | 106          | 50           | 6         | 79           | 47           | 5         | 310          | 159          | 10         | 486           | 193           | 12         |
| TATITLEK-CORDOVA       | 34           | 14         | 2         | 201          | 21         | 3         | 27           | 15           | 1         | 78           | 27           | 2         | -            | -            | -          | 32            | 13            | 2          |
| TATITLEK-VALDEZ        | 22           | 11         | 2         | 113          | 22         | 2         | 115          | 20           | 3         | 16           | 6            | 1         | -            | -            | -          | 22            | 8             | 2          |
| VALDEZ-CORDOVA         | 53           | 9          | 2         | 157          | 48         | 2         | 107          | 51           | 4         | 31           | 20           | 2         | 688          | 323          | 14         | 628           | 227           | 13         |
| VALDEZ-TATITLEK        | 38           | 14         | 2         | 200          | 21         | 3         | 25           | 14           | 1         | 78           | 27           | 2         | -            | -            | -          | 38            | 19            | 2          |
| VALDEZ-WHITTIER        | 24           | 28         | 2         | 30           | 28         | 3         | 62           | 40           | 3         | 13           | 7            | 2         | 771          | 285          | 13         | 2,381         | 763           | 28         |
| WHITTIER-CHENEGA BAY   | 14           | 41         | 2         | 20           | 25         | 2         | 64           | 31           | 2         | 65           | 76           | 3         | 53           | 45           | 1          | 100           | 55            | 1          |
| WHITTIER-CORDOVA       | 148          | 98         | 7         | 86           | 62         | 5         | 284          | 168          | 8         | 255          | 187          | 7         | 866          | 390          | 17         | 1,158         | 421           | 17         |
| WHITTIER-KODIAK        | -            | -          | -         | -            | -          | -         | -            | -            | -         | 13           | 37           | 1         | -            | -            | -          | -             | -             | -          |
| WHITTIER-VALDEZ        | 32           | 18         | 2         | 54           | 26         | 1         | 37           | 32           | 2         | 24           | 23           | 2         | 705          | 296          | 13         | 1,687         | 555           | 28         |
| <b>TOTAL</b>           | <b>1,681</b> | <b>932</b> | <b>81</b> | <b>2,588</b> | <b>856</b> | <b>72</b> | <b>2,527</b> | <b>1,255</b> | <b>84</b> | <b>1,957</b> | <b>1,340</b> | <b>73</b> | <b>9,282</b> | <b>3,923</b> | <b>181</b> | <b>13,402</b> | <b>14,763</b> | <b>212</b> |

## Monthly Cross-Gulf Link Volume

(January - June)

| LINK             | JANUARY |     |       | FEBRUARY |     |       | MARCH |     |       | APRIL     |            |          | MAY        |           |          | JUNE       |            |          |
|------------------|---------|-----|-------|----------|-----|-------|-------|-----|-------|-----------|------------|----------|------------|-----------|----------|------------|------------|----------|
|                  | Pass    | Veh | Trips | Pass     | Veh | Trips | Pass  | Veh | Trips | Pass      | Veh        | Trips    | Pass       | Veh       | Trips    | Pass       | Veh        | Trips    |
| WHITTIER-YAKUTAT | -       | -   | -     | -        | -   | -     | -     | -   | -     | 43        | 55         | 1        | -          | -         | -        | 166        | 64         | 1        |
| YAKUTAT-WHITTIER | -       | -   | -     | -        | -   | -     | -     | -   | -     | 46        | 56         | 1        | 143        | 62        | 1        | 204        | 58         | 1        |
| <b>TOTAL</b>     |         |     |       |          |     |       |       |     |       | <b>89</b> | <b>111</b> | <b>2</b> | <b>143</b> | <b>62</b> | <b>1</b> | <b>370</b> | <b>122</b> | <b>2</b> |

## Monthly Southwest Link Volume

(July - December)

| LINK                 | JULY          |              |            | AUGUST        |              |            | SEPTEMBER     |              |            | OCTOBER      |              |            | NOVEMBER     |              |            | DECEMBER     |              |            |
|----------------------|---------------|--------------|------------|---------------|--------------|------------|---------------|--------------|------------|--------------|--------------|------------|--------------|--------------|------------|--------------|--------------|------------|
|                      | Pass          | Veh          | Trips      | Pass          | Veh          | Trips      | Pass          | Veh          | Trips      | Pass         | Veh          | Trips      | Pass         | Veh          | Trips      | Pass         | Veh          | Trips      |
| AKUTAN-DUTCH HARBOR  | 123           | 9            | 1          | 115           | 4            | 1          | -             | -            | -          | 41           | 1            | 1          | -            | -            | -          | -            | -            | -          |
| AKUTAN-FALSE PASS    | 57            | 2            | 1          | 50            | 5            | 1          | -             | -            | -          | 35           | 8            | 1          | -            | -            | -          | -            | -            | -          |
| CHENEGA BAY-CORDOVA  | -             | -            | -          | -             | -            | -          | -             | -            | -          | 6            | 3            | 1          | 32           | 15           | 1          | -            | -            | -          |
| CHENEGA BAY-KODIAK   | 83            | 37           | 1          | 29            | 35           | 1          | -             | -            | -          | -            | -            | -          | 31           | 55           | 2          | 48           | 31           | 2          |
| CHENEGA BAY-WHITTIER | 136           | 57           | 2          | 60            | 45           | 1          | -             | -            | -          | 20           | 15           | 1          | 41           | 26           | 2          | 51           | 24           | 2          |
| CHIGNIK-KODIAK       | 84            | 18           | 1          | 129           | 30           | 1          | -             | -            | -          | 50           | 33           | 1          | -            | -            | -          | -            | -            | -          |
| CHIGNIK-SAND POINT   | 109           | 30           | 1          | 75            | 23           | 1          | -             | -            | -          | 31           | 28           | 1          | -            | -            | -          | -            | -            | -          |
| COLD BAY-FALSE PASS  | 117           | 14           | 1          | 78            | 4            | 1          | -             | -            | -          | 40           | 3            | 1          | -            | -            | -          | -            | -            | -          |
| COLD BAY-KING COVE   | 61            | 11           | 1          | 49            | 10           | 1          | -             | -            | -          | 71           | 40           | 1          | -            | -            | -          | -            | -            | -          |
| CORDOVA-CHENEGA BAY  | -             | -            | -          | -             | -            | -          | -             | -            | -          | 16           | 9            | 1          | 22           | 12           | 1          | -            | -            | -          |
| CORDOVA-TATITLEK     | 107           | 28           | 5          | 49            | 8            | 3          | -             | -            | -          | 23           | 11           | 2          | 68           | 18           | 3          | 15           | 7            | 3          |
| CORDOVA-VALDEZ       | 952           | 276          | 13         | 948           | 285          | 14         | 698           | 224          | 11         | 138          | 36           | 4          | 141          | 38           | 6          | 96           | 30           | 7          |
| CORDOVA-WHITTIER     | 1,289         | 520          | 18         | 1,127         | 465          | 17         | 1,119         | 492          | 19         | 658          | 319          | 19         | 441          | 234          | 15         | 412          | 205          | 16         |
| DUTCH HARBOR-AKUTAN  | 66            | 2            | 1          | 74            | 5            | 1          | -             | -            | -          | 44           | 8            | 1          | -            | -            | -          | -            | -            | -          |
| FALSE PASS-AKUTAN    | 104           | 9            | 1          | 77            | 4            | 1          | -             | -            | -          | 35           | 1            | 1          | -            | -            | -          | -            | -            | -          |
| FALSE PASS-COLD BAY  | 65            | 7            | 1          | 53            | 7            | 1          | -             | -            | -          | 37           | 9            | 1          | -            | -            | -          | -            | -            | -          |
| HOMER-KODIAK         | 910           | 332          | 10         | 786           | 273          | 10         | 541           | 241          | 9          | 338          | 166          | 6          | 327          | 161          | 9          | 261          | 126          | 8          |
| HOMER-PORT LIONS     | 679           | 211          | 7          | 722           | 213          | 8          | 725           | 215          | 8          | 522          | 251          | 8          | 137          | 32           | 2          | -            | -            | -          |
| HOMER-SELDOVIA       | 628           | 204          | 11         | 425           | 171          | 12         | 426           | 185          | 13         | 190          | 116          | 10         | 117          | 82           | 9          | 168          | 86           | 6          |
| KING COVE-COLD BAY   | 120           | 22           | 1          | 81            | 16           | 1          | -             | -            | -          | 80           | 18           | 1          | -            | -            | -          | -            | -            | -          |
| KING COVE-SAND POINT | 71            | 12           | 1          | 101           | 23           | 1          | -             | -            | -          | 69           | 32           | 1          | -            | -            | -          | -            | -            | -          |
| KODIAK-CHENEGA BAY   | 110           | 47           | 2          | 44            | 29           | 1          | -             | -            | -          | -            | -            | -          | 14           | 11           | 1          | 36           | 21           | 2          |
| KODIAK-CHIGNIK       | 122           | 32           | 1          | 86            | 25           | 1          | -             | -            | -          | 27           | 29           | 1          | -            | -            | -          | -            | -            | -          |
| KODIAK-HOMER         | 813           | 258          | 10         | 947           | 313          | 11         | 770           | 171          | 8          | 449          | 187          | 8          | 416          | 175          | 10         | 225          | 102          | 8          |
| KODIAK-PORT LIONS    | 410           | 144          | 5          | 740           | 210          | 7          | 585           | 254          | 9          | 431          | 181          | 7          | 103          | 58           | 2          | -            | -            | -          |
| KODIAK-WHITTIER      | -             | -            | -          | -             | -            | -          | -             | -            | -          | -            | -            | -          | 24           | 16           | 1          | -            | -            | -          |
| PORT LIONS-HOMER     | 379           | 136          | 5          | 693           | 194          | 7          | 520           | 241          | 9          | 323          | 153          | 7          | 49           | 30           | 2          | -            | -            | -          |
| PORT LIONS-KODIAK    | 707           | 227          | 7          | 769           | 230          | 8          | 769           | 238          | 8          | 605          | 253          | 8          | 201          | 63           | 2          | -            | -            | -          |
| SAND POINT-CHIGNIK   | 57            | 12           | 1          | 69            | 25           | 1          | -             | -            | -          | 25           | 25           | 1          | -            | -            | -          | -            | -            | -          |
| SAND POINT-KING COVE | 130           | 31           | 1          | 122           | 24           | 1          | -             | -            | -          | 81           | 30           | 1          | -            | -            | -          | -            | -            | -          |
| SELDOVIA-HOMER       | 570           | 216          | 12         | 449           | 193          | 12         | 523           | 211          | 13         | 213          | 117          | 11         | 118          | 93           | 9          | 149          | 73           | 6          |
| TATITLEK-CORDOVA     | 62            | 24           | 5          | 62            | 20           | 3          | -             | -            | -          | 6            | 10           | 2          | 71           | 20           | 3          | 20           | 12           | 3          |
| TATITLEK-VALDEZ      | 111           | 32           | 5          | 49            | 10           | 3          | -             | -            | -          | 24           | 13           | 2          | 35           | 15           | 3          | 14           | 8            | 3          |
| VALDEZ-CORDOVA       | 915           | 284          | 13         | 782           | 240          | 13         | 661           | 236          | 14         | 349          | 82           | 9          | 110          | 37           | 6          | 114          | 47           | 8          |
| VALDEZ-TATITLEK      | 64            | 25           | 5          | 62            | 22           | 3          | -             | -            | -          | 13           | 13           | 2          | 41           | 18           | 3          | 28           | 13           | 3          |
| VALDEZ-WHITTIER      | 3,850         | 1,153        | 39         | 3,516         | 1,024        | 34         | 1,020         | 338          | 11         | 93           | 35           | 4          | 155          | 50           | 7          | 58           | 32           | 7          |
| WHITTIER-CHENEGA BAY | 111           | 49           | 1          | 46            | 40           | 1          | -             | -            | -          | 12           | 8            | 1          | 73           | 71           | 3          | 49           | 32           | 2          |
| WHITTIER-CORDOVA     | 1,295         | 454          | 18         | 1,275         | 497          | 18         | 827           | 383          | 16         | 515          | 273          | 14         | 441          | 247          | 16         | 429          | 223          | 15         |
| WHITTIER-VALDEZ      | 2,660         | 849          | 39         | 2,222         | 703          | 33         | 852           | 330          | 14         | 313          | 81           | 9          | 76           | 49           | 7          | 64           | 42           | 8          |
| <b>TOTAL</b>         | <b>18,127</b> | <b>5,774</b> | <b>247</b> | <b>16,961</b> | <b>5,425</b> | <b>234</b> | <b>10,036</b> | <b>3,759</b> | <b>162</b> | <b>5,923</b> | <b>2,597</b> | <b>150</b> | <b>3,284</b> | <b>1,626</b> | <b>125</b> | <b>2,237</b> | <b>1,114</b> | <b>109</b> |

## Monthly Cross-Gulf Link Volume

(July - December)

| LINK             | JULY       |            |          | AUGUST     |            |          | SEPTEMBER  |            |          | OCTOBER  |          |          | NOVEMBER   |            |          | DECEMBER   |            |          |
|------------------|------------|------------|----------|------------|------------|----------|------------|------------|----------|----------|----------|----------|------------|------------|----------|------------|------------|----------|
|                  | Pass       | Veh        | Trips    | Pass       | Veh        | Trips    | Pass       | Veh        | Trips    | Pass     | Veh      | Trips    | Pass       | Veh        | Trips    | Pass       | Veh        | Trips    |
| WHITTIER-YAKUTAT | 386        | 148        | 2        | 135        | 48         | 1        | 116        | 49         | 1        | -        | -        | -        | 134        | 115        | 2        | 115        | 82         | 2        |
| YAKUTAT-WHITTIER | 211        | 68         | 1        | 135        | 55         | 1        | 120        | 62         | 1        | -        | -        | -        | 174        | 122        | 2        | 265        | 181        | 3        |
| <b>TOTAL</b>     | <b>597</b> | <b>216</b> | <b>3</b> | <b>270</b> | <b>103</b> | <b>2</b> | <b>236</b> | <b>111</b> | <b>2</b> | <b>-</b> | <b>-</b> | <b>-</b> | <b>308</b> | <b>237</b> | <b>4</b> | <b>380</b> | <b>263</b> | <b>5</b> |



# *Stateroom Usage*

---

Alaska Marine Highway System, Annual Traffic Volume Report • 2008

These reports focus on stateroom usage and are similar to the Link Volume Summary Reports of Passengers and Vehicles. They show the percentage of cabins used on each link and are reported by geographic region and vessel. Regional reports of stateroom usage are displayed alphabetically by embarking port and capacity ratio. Individual vessel tables provide the link volume ratio by month. Of the eleven vessels in the AMHS fleet, six have staterooms: the M/V Columbia, the M/V Kennicott, the M/V Taku, the M/V Malaspina, the M/V Matanuska, and the M/V Tustumena.

2000 to 2007 Traffic Data Sources:

The year 2000 through 2007 Annual Traffic Volume Reports are based on counts from issued tickets. Years prior to 2000 were based on counts from used tickets. Issued ticket data is pre-sailing data, and used ticket data is post-sailing data.

## Columbia Staterooms

(104 Staterooms)

| LINK                 | JAN | FEB | MAR | APR | MAY | JUN | JUL | AUG | SEP | OCT | NOV | DEC | AVERAGE |
|----------------------|-----|-----|-----|-----|-----|-----|-----|-----|-----|-----|-----|-----|---------|
| BELLINGHAM-KETCHIKAN | -   | -   | -   | -   | 97% | 94% | 92% | 93% | 75% | -   | -   | -   | 92%     |
| HAINES-JUNEAU        | -   | -   | -   | -   | 1%  | 58% | 77% | 66% | 59% | -   | -   | -   | 59%     |
| HAINES-SKAGWAY       | -   | -   | -   | -   | 9%  | 18% | 21% | 29% | 12% | -   | -   | -   | 20%     |
| JUNEAU-HAINES        | -   | -   | -   | -   | 34% | 56% | 55% | 61% | 44% | -   | -   | -   | 54%     |
| JUNEAU-SITKA         | -   | -   | -   | -   | 3%  | 80% | 86% | 81% | 66% | -   | -   | -   | 74%     |
| KETCHIKAN-BELLINGHAM | -   | -   | -   | -   | 58% | 93% | 95% | 91% | 97% | -   | -   | -   | 88%     |
| KETCHIKAN-WRANGELL   | -   | -   | -   | -   | 46% | 85% | 89% | 84% | 62% | -   | -   | -   | 78%     |
| PETERSBURG-JUNEAU    | -   | -   | -   | -   | 47% | 90% | 88% | 88% | 63% | -   | -   | -   | 81%     |
| PETERSBURG-WRANGELL  | -   | -   | -   | -   | 2%  | 87% | 89% | 85% | 70% | -   | -   | -   | 78%     |
| SITKA-PETERSBURG     | -   | -   | -   | -   | 2%  | 87% | 88% | 83% | 70% | -   | -   | -   | 77%     |
| SKAGWAY-HAINES       | -   | -   | -   | -   | 1%  | 16% | 28% | 20% | 27% | -   | -   | -   | 19%     |
| WRANGELL-KETCHIKAN   | -   | -   | -   | -   | 2%  | 86% | 92% | 88% | 71% | -   | -   | -   | 79%     |
| WRANGELL-PETERSBURG  | -   | -   | -   | -   | 48% | 87% | 88% | 87% | 62% | -   | -   | -   | 80%     |

## Kennicott Staterooms

(109 Staterooms)

| LINK                    | JAN | FEB | MAR | APR | MAY | JUN | JUL | AUG | SEP | OCT | NOV | DEC | AVERAGE |
|-------------------------|-----|-----|-----|-----|-----|-----|-----|-----|-----|-----|-----|-----|---------|
| BELLINGHAM-KETCHIKAN    | -   | -   | -   | -   | -   | -   | 94% | -   | -   | -   | -   | -   | 94%     |
| CHENEGA BAY-KODIAK      | -   | -   | -   | -   | 17% | 29% | 28% | 11% | -   | -   | 6%  | 8%  | 14%     |
| CHENEGA BAY-WHITTIER    | -   | -   | -   | 6%  | -   | 17% | 23% | 21% | -   | -   | 6%  | 7%  | 14%     |
| CORDOVA-VALDEZ          | -   | -   | -   | 3%  | -   | -   | -   | -   | -   | -   | -   | -   | 3%      |
| CORDOVA-WHITTIER        | -   | -   | -   | 3%  | -   | -   | -   | -   | -   | -   | -   | -   | 3%      |
| HAINES-JUNEAU           | -   | -   | -   | -   | -   | -   | 60% | -   | -   | -   | -   | -   | 60%     |
| HAINES-SKAGWAY          | -   | -   | -   | -   | -   | -   | 23% | -   | -   | -   | -   | -   | 23%     |
| HOMER-KODIAK            | -   | -   | -   | 24% | 14% | 22% | 22% | 16% | -   | -   | 9%  | 9%  | 14%     |
| JUNEAU-HAINES           | -   | -   | -   | -   | -   | -   | 64% | -   | -   | -   | -   | -   | 64%     |
| JUNEAU-KETCHIKAN        | -   | -   | -   | 4%  | -   | 23% | 31% | 22% | 24% | -   | 11% | 11% | 18%     |
| JUNEAU-SITKA            | -   | -   | -   | -   | -   | -   | 77% | -   | -   | -   | -   | -   | 77%     |
| JUNEAU-YAKUTAT          | -   | -   | -   | 17% | 57% | 75% | 69% | 55% | 45% | -   | 36% | 34% | 45%     |
| KETCHIKAN-BELLINGHAM    | -   | -   | -   | -   | -   | -   | 90% | -   | -   | -   | -   | -   | 90%     |
| KETCHIKAN-JUNEAU        | -   | -   | -   | 4%  | 75% | 39% | 32% | 24% | 8%  | -   | 10% | 11% | 22%     |
| KETCHIKAN-PRINCE RUPERT | -   | -   | -   | -   | -   | 5%  | 19% | 12% | 26% | -   | 6%  | 6%  | 12%     |
| KETCHIKAN-WRANGELL      | -   | -   | -   | -   | -   | -   | 79% | -   | -   | -   | -   | -   | 79%     |
| KODIAK-CHENEGA BAY      | -   | -   | -   | 6%  | -   | 17% | 22% | 20% | -   | -   | 6%  | 6%  | 13%     |
| KODIAK-HOMER            | -   | -   | -   | 11% | 36% | 19% | 23% | 19% | -   | -   | 12% | 9%  | 16%     |
| KODIAK-WHITTIER         | -   | -   | -   | -   | -   | -   | -   | -   | -   | -   | 8%  | -   | 8%      |
| PETERSBURG-JUNEAU       | -   | -   | -   | -   | -   | -   | 88% | -   | -   | -   | -   | -   | 88%     |
| PETERSBURG-WRANGELL     | -   | -   | -   | -   | -   | -   | 79% | -   | -   | -   | -   | -   | 79%     |
| PRINCE RUPERT-KETCHIKAN | -   | -   | -   | -   | -   | 27% | 19% | 5%  | 3%  | -   | 5%  | 5%  | 8%      |
| SITKA-PETERSBURG        | -   | -   | -   | -   | -   | -   | 78% | -   | -   | -   | -   | -   | 78%     |
| SKAGWAY-HAINES          | -   | -   | -   | -   | -   | -   | 23% | -   | -   | -   | -   | -   | 23%     |
| TATITLEK-CORDOVA        | -   | -   | -   | 4%  | -   | -   | -   | -   | -   | -   | -   | -   | 4%      |
| VALDEZ-CORDOVA          | -   | -   | -   | 1%  | -   | -   | -   | -   | -   | -   | -   | -   | 1%      |
| VALDEZ-TATITLEK         | -   | -   | -   | 4%  | -   | -   | -   | -   | -   | -   | -   | -   | 4%      |
| WHITTIER-CHENEGA BAY    | -   | -   | -   | -   | 17% | 29% | 29% | 12% | -   | -   | 6%  | 8%  | 14%     |
| WHITTIER-CORDOVA        | -   | -   | -   | 6%  | -   | -   | -   | -   | -   | -   | -   | -   | 6%      |
| WHITTIER-KODIAK         | -   | -   | -   | 7%  | -   | -   | -   | -   | -   | -   | -   | -   | 7%      |
| WHITTIER-YAKUTAT        | -   | -   | -   | 14% | -   | 56% | 69% | 51% | 43% | -   | 30% | 26% | 41%     |
| WRANGELL-KETCHIKAN      | -   | -   | -   | -   | -   | -   | 78% | -   | -   | -   | -   | -   | 78%     |
| WRANGELL-PETERSBURG     | -   | -   | -   | -   | -   | -   | 81% | -   | -   | -   | -   | -   | 81%     |
| YAKUTAT-JUNEAU          | -   | -   | -   | 11% | -   | 53% | 69% | 51% | 43% | -   | 30% | 26% | 41%     |
| YAKUTAT-WHITTIER        | -   | -   | -   | 19% | 54% | 71% | 66% | 54% | 44% | -   | 35% | 34% | 44%     |



## Malaspina Staterooms

(73 Staterooms)

| LINK                 | JAN | FEB | MAR | APR | MAY | JUN | JUL | AUG | SEP | OCT | NOV | DEC | AVERAGE |
|----------------------|-----|-----|-----|-----|-----|-----|-----|-----|-----|-----|-----|-----|---------|
| BELLINGHAM-KETCHIKAN | 73% | 73% | -   | -   | -   | -   | -   | -   | 73% | 83% | 76% | 72% | 75%     |
| HAINES-JUNEAU        | 50% | 42% | 58% | -   | -   | -   | -   | -   | 54% | 63% | 44% | 38% | 48%     |
| HAINES-SKAGWAY       | 7%  | 10% | -   | -   | -   | -   | -   | -   | 12% | 15% | 7%  | 7%  | 10%     |
| JUNEAU-HAINES        | 38% | 50% | -   | -   | -   | -   | -   | -   | 45% | 54% | 31% | 28% | 42%     |
| JUNEAU-KETCHIKAN     | -   | -   | -   | -   | -   | -   | -   | -   | 38% | -   | -   | -   | 38%     |
| JUNEAU-SITKA         | 60% | 54% | 66% | -   | -   | -   | -   | -   | 79% | 84% | 72% | 70% | 69%     |
| KAKE-PETERSBURG      | -   | -   | 84% | -   | -   | -   | -   | -   | -   | -   | -   | -   | 84%     |
| KETCHIKAN-BELLINGHAM | 67% | 52% | -   | -   | -   | -   | -   | -   | 87% | 89% | 81% | 75% | 75%     |
| KETCHIKAN-WRANGELL   | 65% | 62% | -   | -   | -   | -   | -   | -   | 70% | 76% | 70% | 68% | 68%     |
| PETERSBURG-JUNEAU    | 70% | 70% | -   | -   | -   | -   | -   | -   | 76% | 78% | 80% | 77% | 75%     |
| PETERSBURG-WRANGELL  | 57% | 52% | 88% | -   | -   | -   | -   | -   | 78% | 76% | 72% | 68% | 67%     |
| SITKA-KAKE           | -   | -   | 67% | -   | -   | -   | -   | -   | -   | -   | -   | -   | 67%     |
| SITKA-PETERSBURG     | 58% | 50% | -   | -   | -   | -   | -   | -   | 77% | 75% | 70% | 69% | 66%     |
| SKAGWAY-HAINES       | 10% | 10% | 18% | -   | -   | -   | -   | -   | 19% | 24% | 6%  | 8%  | 13%     |
| WRANGELL-KETCHIKAN   | 59% | 54% | 86% | -   | -   | -   | -   | -   | 77% | 78% | 75% | 68% | 69%     |
| WRANGELL-PETERSBURG  | 65% | 62% | -   | -   | -   | -   | -   | -   | 71% | 75% | 71% | 69% | 69%     |

## Matanuska Staterooms

(107 Staterooms)

| LINK                    | JAN | FEB | MAR | APR | MAY | JUN | JUL | AUG | SEP | OCT | NOV | DEC | AVERAGE |
|-------------------------|-----|-----|-----|-----|-----|-----|-----|-----|-----|-----|-----|-----|---------|
| BELLINGHAM-KETCHIKAN    | -   | -   | 63% | 58% | 63% | -   | -   | -   | -   | -   | -   | -   | 61%     |
| HAINES-JUNEAU           | 18% | 14% | 36% | 35% | 30% | 40% | 47% | 42% | 30% | -   | -   | -   | 33%     |
| HAINES-SKAGWAY          | 2%  | 4%  | 10% | 15% | 10% | 32% | 48% | 29% | 19% | -   | -   | -   | 19%     |
| HOONAH-JUNEAU           | 7%  | 10% | -   | -   | -   | -   | -   | -   | -   | -   | -   | -   | 9%      |
| HOONAH-KAKE             | 8%  | 12% | -   | -   | -   | -   | -   | -   | -   | -   | -   | -   | 10%     |
| JUNEAU-HAINES           | 5%  | 7%  | 40% | 43% | 34% | 57% | 72% | 47% | 34% | -   | -   | -   | 38%     |
| JUNEAU-HOONAH           | 10% | 12% | -   | -   | -   | -   | -   | -   | -   | -   | -   | -   | 11%     |
| JUNEAU-KAKE             | 11% | 16% | -   | -   | -   | -   | -   | -   | -   | -   | -   | -   | 15%     |
| JUNEAU-PETERSBURG       | 16% | -   | 22% | 50% | 21% | 57% | 75% | 73% | 48% | -   | -   | -   | 55%     |
| JUNEAU-SITKA            | -   | -   | 50% | 49% | 34% | 46% | 54% | 56% | 25% | -   | -   | -   | 45%     |
| KAKE-JUNEAU             | 11% | 9%  | 85% | -   | -   | -   | -   | -   | -   | -   | -   | -   | 29%     |
| KAKE-PETERSBURG         | 8%  | 12% | -   | -   | -   | 71% | -   | -   | -   | -   | -   | -   | 15%     |
| KAKE-SITKA              | 12% | 13% | 59% | -   | -   | -   | -   | -   | -   | -   | -   | -   | 19%     |
| KETCHIKAN-BELLINGHAM    | -   | -   | 49% | 50% | 31% | -   | -   | -   | -   | -   | -   | -   | 46%     |
| KETCHIKAN-PRINCE RUPERT | 5%  | 7%  | -   | -   | 20% | 33% | 60% | 60% | 30% | -   | -   | -   | 33%     |
| KETCHIKAN-WRANGELL      | 8%  | 9%  | 54% | 56% | 38% | 51% | 55% | 38% | 17% | -   | -   | -   | 34%     |
| PETERSBURG-JUNEAU       | 6%  | 12% | 57% | 58% | 42% | 53% | 57% | 44% | 20% | -   | -   | -   | 41%     |
| PETERSBURG-KAKE         | 9%  | 9%  | 75% | -   | -   | -   | -   | -   | -   | -   | -   | -   | 20%     |
| PETERSBURG-SITKA        | -   | -   | -   | 59% | -   | -   | -   | -   | -   | -   | -   | -   | 59%     |
| PETERSBURG-WRANGELL     | 8%  | 8%  | 40% | 52% | 30% | 48% | 66% | 65% | 33% | -   | -   | -   | 39%     |
| PRINCE RUPERT-KETCHIKAN | 6%  | 6%  | 9%  | -   | 28% | 39% | 48% | 32% | 10% | -   | -   | -   | 24%     |
| SITKA-HOONAH            | 7%  | 11% | -   | -   | -   | -   | -   | -   | -   | -   | -   | -   | 9%      |
| SITKA-JUNEAU            | 7%  | -   | 57% | 42% | -   | -   | -   | -   | -   | -   | -   | -   | 35%     |
| SITKA-KAKE              | -   | -   | -   | -   | -   | 86% | -   | -   | -   | -   | -   | -   | 86%     |
| SITKA-PETERSBURG        | -   | -   | 48% | 54% | 37% | 39% | 63% | 65% | 27% | -   | -   | -   | 48%     |
| SKAGWAY-HAINES          | 9%  | 7%  | 8%  | 6%  | 6%  | 17% | 25% | 21% | 10% | -   | -   | -   | 12%     |
| WRANGELL-KETCHIKAN      | 7%  | 9%  | 41% | 51% | 29% | 45% | 65% | 66% | 33% | -   | -   | -   | 39%     |
| WRANGELL-PETERSBURG     | 7%  | 10% | 56% | 55% | 41% | 52% | 55% | 40% | 17% | -   | -   | -   | 35%     |
| HOONAH-PETERSBURG       | -   | -   | -   | -   | -   | -   | -   | -   | -   | -   | -   | -   | 8%      |

## Taku Staterooms

(43 Staterooms)

| LINK                    | JAN | FEB | MAR | APR | MAY | JUN | JUL | AUG | SEP | OCT | NOV | DEC | AVERAGE |
|-------------------------|-----|-----|-----|-----|-----|-----|-----|-----|-----|-----|-----|-----|---------|
| HAINES-JUNEAU           | 53% | -   | 30% | 49% | -   | -   | -   | -   | -   | 48% | 23% | 36% | 37%     |
| HAINES-SKAGWAY          | 9%  | -   | 9%  | 7%  | -   | -   | -   | -   | -   | 6%  | 3%  | 6%  | 6%      |
| HOONAH-JUNEAU           | -   | -   | 29% | 41% | -   | -   | -   | -   | -   | 46% | 54% | 54% | 46%     |
| HOONAH-KAKE             | 42% | -   | 31% | 41% | -   | -   | -   | -   | 51% | 59% | 57% | 50% | 48%     |
| HOONAH-SITKA            | -   | -   | -   | 5%  | -   | -   | -   | -   | -   | -   | -   | -   | 5%      |
| JUNEAU-HAINES           | 26% | -   | 28% | 24% | -   | -   | -   | -   | -   | 20% | 12% | 13% | 20%     |
| JUNEAU-HOONAH           | 37% | -   | 32% | 33% | -   | -   | -   | -   | 51% | 58% | 58% | 52% | 46%     |
| JUNEAU-KAKE             | 30% | -   | 61% | 31% | 42% | 47% | 73% | 62% | 67% | 54% | 54% | 64% | 55%     |
| JUNEAU-SITKA            | -   | -   | -   | -   | 56% | 51% | 59% | 58% | 78% | -   | -   | -   | 60%     |
| KAKE-HOONAH             | -   | -   | 23% | 44% | -   | -   | -   | -   | -   | -   | -   | -   | 34%     |
| KAKE-JUNEAU             | -   | -   | 44% | -   | 47% | 66% | 63% | 47% | 36% | 70% | 19% | 35% | 51%     |
| KAKE-PETERSBURG         | 33% | -   | 37% | 32% | 41% | 42% | 65% | 65% | 55% | 49% | 45% | 47% | 48%     |
| KAKE-SITKA              | -   | -   | 52% | 61% | 69% | 79% | 83% | 71% | 39% | 47% | 55% | 40% | 61%     |
| KETCHIKAN-PRINCE RUPERT | 15% | -   | 19% | 21% | 26% | 39% | 63% | 58% | 63% | 46% | 24% | 20% | 37%     |
| KETCHIKAN-WRANGELL      | 23% | -   | 37% | 58% | 62% | 66% | 64% | 48% | 35% | 40% | 33% | 32% | 47%     |
| PETERSBURG-JUNEAU       | 33% | -   | 41% | 49% | -   | -   | -   | -   | -   | 47% | 34% | 28% | 40%     |
| PETERSBURG-KAKE         | -   | -   | 33% | 51% | 55% | 69% | 68% | 58% | 30% | 48% | 36% | 27% | 50%     |
| PETERSBURG-SITKA        | -   | -   | 55% | -   | -   | -   | -   | -   | -   | 26% | -   | -   | 45%     |
| PETERSBURG-WRANGELL     | 16% | -   | 26% | 27% | 39% | 40% | 65% | 63% | 58% | 47% | 41% | 31% | 43%     |
| PRINCE RUPERT-KETCHIKAN | 8%  | -   | 23% | 42% | 50% | 39% | 41% | 29% | 23% | 24% | 13% | 15% | 30%     |
| SITKA-HOONAH            | -   | -   | 35% | 43% | -   | -   | -   | -   | -   | 48% | 54% | 54% | 49%     |
| SITKA-JUNEAU            | -   | -   | 59% | -   | 54% | 47% | 51% | 47% | 29% | 12% | -   | -   | 46%     |
| SITKA-KAKE              | -   | -   | -   | 21% | 52% | 51% | 68% | 85% | 69% | -   | -   | -   | 63%     |
| SKAGWAY-HAINES          | 14% | -   | 13% | 31% | -   | -   | -   | -   | -   | 25% | 10% | 20% | 20%     |
| WRANGELL-KETCHIKAN      | 19% | -   | 26% | 30% | 38% | 42% | 68% | 62% | 60% | 48% | 37% | 30% | 44%     |
| WRANGELL-PETERSBURG     | 28% | -   | 38% | 54% | 58% | 66% | 66% | 50% | 31% | 41% | 34% | 27% | 47%     |
| PETERSBURG-KETCHIKAN    | -   | -   | -   | -   | -   | -   | -   | -   | 37% | -   | -   | -   | 37%     |
| KETCHIKAN-PETERSBURG    | -   | -   | -   | -   | -   | -   | -   | -   | -   | 40% | -   | -   | 40%     |

## Tustumena Staterooms

(26 Staterooms)

| LINK                   | JAN | FEB | MAR | APR | MAY | JUN  | JUL | AUG  | SEP | OCT | NOV | DEC | AVERAGE |
|------------------------|-----|-----|-----|-----|-----|------|-----|------|-----|-----|-----|-----|---------|
| AKUTAN-DUTCH HARBOR    | -   | -   | -   | -   | 56% | 88%  | 88% | 92%  | -   | 40% | -   | -   | 70%     |
| AKUTAN-FALSE PASS      | -   | -   | -   | -   | 48% | 88%  | 88% | 72%  | -   | 56% | -   | -   | 67%     |
| CHENEGA BAY-KODIAK     | -   | -   | -   | 24% | -   | -    | -   | -    | -   | -   | -   | -   | 24%     |
| CHENEGA BAY-PORT LIONS | 8%  | 18% | 20% | 38% | -   | -    | -   | -    | -   | -   | -   | -   | 21%     |
| CHENEGA BAY-WHITTIER   | 11% | 24% | 20% | 16% | -   | -    | -   | -    | -   | -   | -   | -   | 16%     |
| CHIGNIK-KODIAK         | -   | -   | -   | -   | 64% | 100% | 92% | 104% | -   | 48% | -   | -   | 79%     |
| CHIGNIK-SAND POINT     | -   | -   | -   | -   | 50% | 88%  | 88% | 76%  | -   | 44% | -   | -   | 66%     |
| COLD BAY-FALSE PASS    | -   | -   | -   | -   | 54% | 88%  | 88% | 92%  | -   | 48% | -   | -   | 71%     |
| COLD BAY-KING COVE     | -   | -   | -   | -   | 50% | 88%  | 92% | 68%  | -   | 60% | -   | -   | 68%     |
| CORDOVA-TATITLAK       | 10% | 27% | 17% | 8%  | -   | -    | -   | -    | -   | -   | -   | -   | 18%     |
| CORDOVA-VALDEZ         | 12% | 28% | 15% | 4%  | -   | -    | -   | -    | -   | -   | -   | -   | 18%     |
| CORDOVA-WHITTIER       | 16% | 20% | 26% | 16% | -   | -    | -   | -    | -   | -   | -   | -   | 20%     |
| DUTCH HARBOR-AKUTAN    | -   | -   | -   | -   | 60% | 92%  | 64% | 76%  | -   | 40% | -   | -   | 65%     |
| FALSE PASS-AKUTAN      | -   | -   | -   | -   | 54% | 88%  | 88% | 92%  | -   | 48% | -   | -   | 71%     |
| FALSE PASS-COLD BAY    | -   | -   | -   | -   | 50% | 88%  | 92% | 76%  | -   | 56% | -   | -   | 69%     |
| HOMER-KODIAK           | 25% | 13% | 34% | 30% | 51% | 45%  | 69% | 51%  | 59% | 55% | 36% | -   | 47%     |
| HOMER-PORT LIONS       | 26% | 38% | 44% | 38% | 84% | 71%  | 71% | 84%  | 75% | 80% | 50% | -   | 67%     |
| HOMER-SELDOVIA         | -   | -   | 3%  | 2%  | 2%  | 1%   | 1%  | -    | -   | -   | -   | -   | 1%      |
| KING COVE-COLD BAY     | -   | -   | -   | -   | 54% | 88%  | 88% | 88%  | -   | 52% | -   | -   | 71%     |
| KING COVE-SAND POINT   | -   | -   | -   | -   | 66% | 84%  | 88% | 92%  | -   | 80% | -   | -   | 79%     |
| KODIAK-CHENEGA BAY     | 11% | 24% | 20% | 16% | -   | -    | -   | -    | -   | -   | -   | -   | 16%     |
| KODIAK-CHIGNIK         | -   | -   | -   | -   | 80% | 96%  | 92% | 80%  | -   | 40% | -   | -   | 78%     |
| KODIAK-HOMER           | 10% | 40% | 10% | 18% | 61% | 66%  | 79% | 85%  | 72% | 62% | 50% | -   | 63%     |
| KODIAK-PORT LIONS      | 18% | 25% | 37% | 31% | 43% | 71%  | 72% | 79%  | 68% | 50% | 22% | -   | 50%     |
| KODIAK-WHITTIER        | -   | 20% | -   | -   | -   | -    | -   | -    | -   | -   | -   | -   | 20%     |
| PORT LIONS-HOMER       | 23% | 31% | 41% | 36% | 50% | 75%  | 87% | 89%  | 77% | 63% | 34% | -   | 58%     |
| PORT LIONS-KODIAK      | 17% | 25% | 32% | 35% | 76% | 66%  | 65% | 77%  | 68% | 66% | 46% | -   | 55%     |
| SAND POINT-CHIGNIK     | -   | -   | -   | -   | 48% | 80%  | 88% | 76%  | -   | 36% | -   | -   | 63%     |
| SAND POINT-KING COVE   | -   | -   | -   | -   | 70% | 96%  | 92% | 96%  | -   | 84% | -   | -   | 85%     |
| SELDOVIA-HOMER         | 3%  | -   | 3%  | 3%  | 1%  | 1%   | 1%  | -    | 1%  | 1%  | -   | -   | 1%      |
| SELDOVIA-HOTEL         | -   | -   | -   | -   | -   | -    | 59% | -    | -   | -   | -   | -   | 59%     |
| TATITLAK-CORDOVA       | 4%  | 4%  | 20% | 28% | -   | -    | -   | -    | -   | -   | -   | -   | 10%     |
| TATITLAK-VALDEZ        | 10% | 27% | 17% | 8%  | -   | -    | -   | -    | -   | -   | -   | -   | 18%     |
| VALDEZ-CORDOVA         | 6%  | 36% | 7%  | -   | -   | -    | -   | -    | -   | -   | -   | -   | 12%     |
| VALDEZ-TATITLAK        | 4%  | 4%  | 20% | 28% | -   | -    | -   | -    | -   | -   | -   | -   | 10%     |
| VALDEZ-WHITTIER        | 10% | 13% | 16% | 4%  | -   | -    | -   | -    | -   | -   | -   | -   | 12%     |
| WHITTIER-CHENEGA BAY   | 8%  | 18% | 20% | 33% | -   | -    | -   | -    | -   | -   | -   | -   | 21%     |
| WHITTIER-CORDOVA       | 5%  | 10% | 15% | 18% | -   | -    | -   | -    | -   | -   | -   | -   | 12%     |
| WHITTIER-VALDEZ        | -   | -   | -   | -   | -   | -    | -   | -    | -   | -   | -   | -   | 17%     |

## Stateroom Usage by Link

| SOUTHEAST LINK          | COUNT         | STATEROOM MILES   | CAPACITY |
|-------------------------|---------------|-------------------|----------|
| BELLINGHAM-KETCHIKAN    | 3,635         | 2,162,825         | 78%      |
| HAINES-JUNEAU           | 3,560         | 242,080           | 42%      |
| HAINES-SKAGWAY          | 1,333         | 17,329            | 16%      |
| HOONAH-JUNEAU           | 436           | 20,928            | 30%      |
| HOONAH-KAKE             | 533           | 61,828            | 31%      |
| HOONAH-PETERSBURG       | 9             | 1,413             | 8%       |
| HOONAH-SITKA            | 2             | 236               | 5%       |
| JUNEAU-HAINES           | 3,343         | 227,324           | 40%      |
| JUNEAU-HOONAH           | 554           | 25,484            | 30%      |
| JUNEAU-KAKE             | 1,179         | 134,406           | 44%      |
| JUNEAU-KETCHIKAN        | 221           | 51,935            | 19%      |
| JUNEAU-PETERSBURG       | 1,300         | 159,900           | 55%      |
| JUNEAU-SITKA            | 4,432         | 585,024           | 59%      |
| JUNEAU-YAKUTAT          | 533           | 120,458           | 45%      |
| KAKE-HOONAH             | 29            | 3,364             | 34%      |
| KAKE-JUNEAU             | 671           | 76,494            | 45%      |
| KAKE-PETERSBURG         | 2,102         | 136,630           | 38%      |
| KAKE-SITKA              | 1,210         | 139,150           | 47%      |
| KETCHIKAN-BELLINGHAM    | 3,392         | 2,018,240         | 73%      |
| KETCHIKAN-JUNEAU        | 257           | 60,395            | 22%      |
| KETCHIKAN-PETERSBURG    | 17            | 1,904             | 40%      |
| KETCHIKAN-PRINCE RUPERT | 3,461         | 314,951           | 32%      |
| KETCHIKAN-WRANGELL      | 6,743         | 600,127           | 47%      |
| PETERSBURG-JUNEAU       | 5,380         | 661,740           | 54%      |
| PETERSBURG-KAKE         | 1,701         | 110,565           | 41%      |
| PETERSBURG-KETCHIKAN    | 16            | 1,792             | 37%      |
| PETERSBURG-SITKA        | 121           | 18,876            | 51%      |
| PETERSBURG-WRANGELL     | 6,940         | 284,540           | 49%      |
| PRINCE RUPERT-KETCHIKAN | 2,612         | 237,692           | 24%      |
| SITKA-HOONAH            | 418           | 49,324            | 30%      |
| SITKA-JUNEAU            | 622           | 82,104            | 43%      |
| SITKA-KAKE              | 710           | 81,650            | 66%      |
| SITKA-PETERSBURG        | 3,896         | 607,776           | 61%      |
| SKAGWAY-HAINES          | 1,244         | 16,172            | 15%      |
| WRANGELL-KETCHIKAN      | 6,962         | 619,618           | 49%      |
| WRANGELL-PETERSBURG     | 6,812         | 279,292           | 48%      |
| YAKUTAT-JUNEAU          | 443           | 100,118           | 41%      |
| <b>Total</b>            | <b>76,829</b> | <b>10,313,684</b> | <b>-</b> |

| SOUTHWEST LINK         | COUNT        | STATEROOM MILES | CAPACITY |
|------------------------|--------------|-----------------|----------|
| AKUTAN-DUTCH HARBOR    | 105          | 4,725           | 70%      |
| AKUTAN-FALSE PASS      | 100          | 5,800           | 67%      |
| CHENEGA BAY-KODIAK     | 129          | 25,929          | 14%      |
| CHENEGA BAY-PORT LIONS | 42           | 12,222          | 21%      |
| CHENEGA BAY-WHITTIER   | 147          | 9,849           | 14%      |
| CHIGNIK-KODIAK         | 118          | 29,382          | 79%      |
| CHIGNIK-SAND POINT     | 99           | 13,662          | 66%      |
| COLD BAY-FALSE PASS    | 106          | 6,148           | 71%      |
| COLD BAY-KING COVE     | 102          | 2,550           | 68%      |
| CORDOVA-TATITLEK       | 40           | 2,000           | 18%      |
| CORDOVA-VALDEZ         | 53           | 3,922           | 14%      |
| CORDOVA-WHITTIER       | 114          | 11,058          | 13%      |
| DUTCH HARBOR-AKUTAN    | 98           | 4,410           | 65%      |
| FALSE PASS-AKUTAN      | 106          | 6,148           | 71%      |
| FALSE PASS-COLD BAY    | 103          | 5,974           | 69%      |
| HOMER-KODIAK           | 1,113        | 151,368         | 24%      |
| HOMER-PORT LIONS       | 1,044        | 139,896         | 67%      |
| HOMER-SELDOVIA         | 23           | 391             | 1%       |
| KING COVE-COLD BAY     | 106          | 2,650           | 71%      |
| KING COVE-SAND POINT   | 119          | 11,662          | 79%      |
| KODIAK-CHENEGA BAY     | 143          | 28,743          | 14%      |
| KODIAK-CHIGNIK         | 117          | 29,133          | 78%      |
| KODIAK-HOMER           | 1,373        | 186,728         | 30%      |
| KODIAK-PORT LIONS      | 791          | 37,968          | 50%      |
| KODIAK-WHITTIER        | 14           | 3,724           | 11%      |
| PORT LIONS-HOMER       | 920          | 123,280         | 58%      |
| PORT LIONS-KODIAK      | 967          | 46,416          | 55%      |
| SAND POINT-CHIGNIK     | 94           | 12,972          | 63%      |
| SAND POINT-KING COVE   | 127          | 12,446          | 85%      |
| SELDOVIA-HOMER         | 31           | 527             | 1%       |
| TATITLEK-CORDOVA       | 21           | 1,050           | 7%       |
| TATITLEK-VALDEZ        | 40           | 880             | 18%      |
| VALDEZ-CORDOVA         | 29           | 2,146           | 9%       |
| VALDEZ-TATITLEK        | 21           | 462             | 7%       |
| VALDEZ-WHITTIER        | 29           | 2,262           | 12%      |
| WHITTIER-CHENEGA BAY   | 173          | 11,591          | 16%      |
| WHITTIER-CORDOVA       | 85           | 8,245           | 10%      |
| WHITTIER-KODIAK        | 8            | 2,128           | 7%       |
| WHITTIER-VALDEZ        | 26           | 2,028           | 10%      |
| <b>Total</b>           | <b>8,876</b> | <b>962,475</b>  | <b>-</b> |

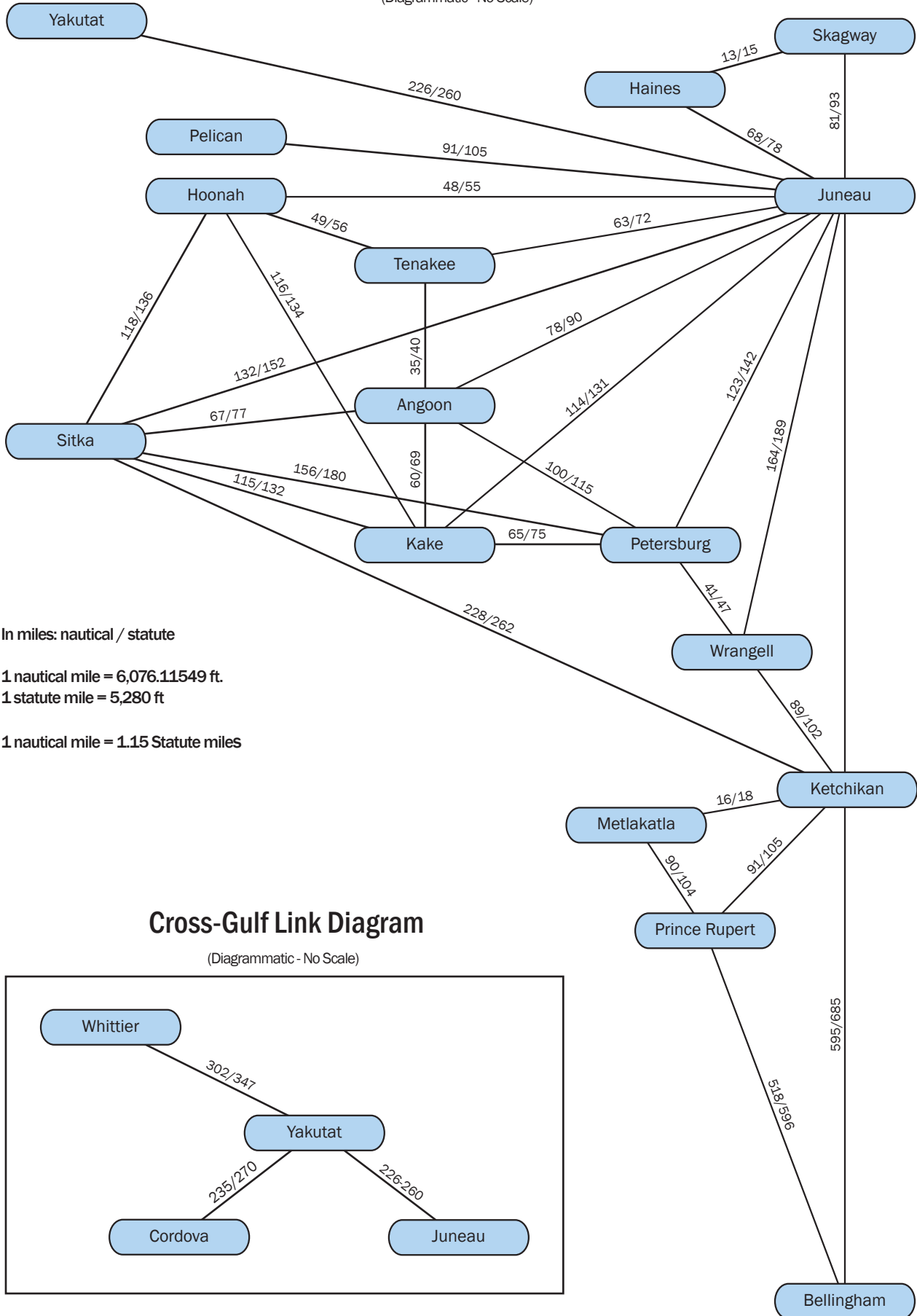
## Stateroom Usage by Capacity

| SOUTHEAST LINK          | COUNT         | STATEROOM MILES   | CAPACITY |
|-------------------------|---------------|-------------------|----------|
| BELLINGHAM-KETCHIKAN    | 3,635         | 2,162,825         | 78%      |
| KETCHIKAN-BELLINGHAM    | 3,392         | 2,018,240         | 73%      |
| SITKA-KAKE              | 710           | 81,650            | 66%      |
| SITKA-PETERSBURG        | 3,896         | 607,776           | 61%      |
| JUNEAU-SITKA            | 4,432         | 585,024           | 59%      |
| JUNEAU-PETERSBURG       | 1,300         | 159,900           | 55%      |
| PETERSBURG-JUNEAU       | 5,380         | 661,740           | 54%      |
| PETERSBURG-SITKA        | 121           | 18,876            | 51%      |
| WRANGELL-KETCHIKAN      | 6,962         | 619,618           | 49%      |
| PETERSBURG-WRANGELL     | 6,940         | 284,540           | 49%      |
| WRANGELL-PETERSBURG     | 6,812         | 279,292           | 48%      |
| KETCHIKAN-WRANGELL      | 6,743         | 600,127           | 47%      |
| KAKE-SITKA              | 1,210         | 139,150           | 47%      |
| JUNEAU-YAKUTAT          | 533           | 120,458           | 45%      |
| KAKE-JUNEAU             | 671           | 76,494            | 45%      |
| JUNEAU-KAKE             | 1,179         | 134,406           | 44%      |
| SITKA-JUNEAU            | 622           | 82,104            | 43%      |
| HAINES-JUNEAU           | 3,560         | 242,080           | 42%      |
| YAKUTAT-JUNEAU          | 443           | 100,118           | 41%      |
| PETERSBURG-KAKE         | 1,701         | 110,565           | 41%      |
| JUNEAU-HAINES           | 3,343         | 227,324           | 40%      |
| KETCHIKAN-PETERSBURG    | 17            | 1,904             | 40%      |
| KAKE-PETERSBURG         | 2,102         | 136,630           | 38%      |
| PETERSBURG-KETCHIKAN    | 16            | 1,792             | 37%      |
| KAKE-HOONAH             | 29            | 3,364             | 34%      |
| KETCHIKAN-PRINCE RUPERT | 3,461         | 314,951           | 32%      |
| HOONAH-KAKE             | 533           | 61,828            | 31%      |
| SITKA-HOONAH            | 418           | 49,324            | 30%      |
| JUNEAU-HOONAH           | 554           | 25,484            | 30%      |
| HOONAH-JUNEAU           | 436           | 20,928            | 30%      |
| PRINCE RUPERT-KETCHIKAN | 2,612         | 237,692           | 24%      |
| KETCHIKAN-JUNEAU        | 257           | 60,395            | 22%      |
| JUNEAU-KETCHIKAN        | 221           | 51,935            | 19%      |
| HAINES-SKAGWAY          | 1,333         | 17,329            | 16%      |
| SKAGWAY-HAINES          | 1,244         | 16,172            | 15%      |
| HOONAH-PETERSBURG       | 9             | 1,413             | 8%       |
| HOONAH-SITKA            | 2             | 236               | 5%       |
| <b>Total</b>            | <b>76,829</b> | <b>10,313,684</b> | -        |

| SOUTHWEST LINK         | COUNT        | STATEROOM MILES | CAPACITY |
|------------------------|--------------|-----------------|----------|
| SAND POINT-KING COVE   | 127          | 12,446          | 85%      |
| KING COVE-SAND POINT   | 119          | 11,662          | 79%      |
| CHIGNIK-KODIAK         | 118          | 29,382          | 79%      |
| KODIAK-CHIGNIK         | 117          | 29,133          | 78%      |
| COLD BAY-FALSE PASS    | 106          | 6,148           | 71%      |
| FALSE PASS-AKUTAN      | 106          | 6,148           | 71%      |
| KING COVE-COLD BAY     | 106          | 2,650           | 70%      |
| AKUTAN-DUTCH HARBOR    | 105          | 4,725           | 71%      |
| FALSE PASS-COLD BAY    | 103          | 5,974           | 69%      |
| COLD BAY-KING COVE     | 102          | 2,550           | 68%      |
| HOMER-PORT LIONS       | 1,044        | 139,896         | 67%      |
| AKUTAN-FALSE PASS      | 100          | 5,800           | 67%      |
| CHIGNIK-SAND POINT     | 99           | 13,662          | 66%      |
| DUTCH HARBOR-AKUTAN    | 98           | 4,410           | 65%      |
| SAND POINT-CHIGNIK     | 94           | 12,972          | 63%      |
| PORT LIONS-HOMER       | 920          | 123,280         | 58%      |
| PORT LIONS-KODIAK      | 967          | 46,416          | 55%      |
| KODIAK-PORT LIONS      | 791          | 37,968          | 50%      |
| KODIAK-HOMER           | 1,373        | 186,728         | 30%      |
| HOMER-KODIAK           | 1,113        | 151,368         | 24%      |
| CHENEGA BAY-PORT LIONS | 42           | 12,222          | 21%      |
| CORDOVA-TATITLEK       | 40           | 2,000           | 18%      |
| TATITLEK-VALDEZ        | 40           | 880             | 18%      |
| WHITTIER-CHENEGA BAY   | 173          | 11,591          | 16%      |
| CHENEGA BAY-KODIAK     | 129          | 25,929          | 14%      |
| CHENEGA BAY-WHITTIER   | 147          | 9,849           | 14%      |
| CORDOVA-VALDEZ         | 53           | 3,922           | 14%      |
| KODIAK-CHENEGA BAY     | 143          | 28,743          | 14%      |
| CORDOVA-WHITTIER       | 114          | 11,058          | 13%      |
| VALDEZ-WHITTIER        | 29           | 2,262           | 12%      |
| KODIAK-WHITTIER        | 14           | 3,724           | 11%      |
| WHITTIER-CORDOVA       | 85           | 8,245           | 10%      |
| WHITTIER-VALDEZ        | 26           | 2,028           | 10%      |
| VALDEZ-CORDOVA         | 29           | 2,146           | 9%       |
| TATITLEK-CORDOVA       | 21           | 1,050           | 7%       |
| VALDEZ-TATITLEK        | 21           | 462             | 7%       |
| WHITTIER-KODIAK        | 8            | 2,128           | 7%       |
| SELDOVIA-HOMER         | 31           | 527             | 1%       |
| HOMER-SELDOVIA         | 23           | 391             | 1%       |
| <b>Total</b>           | <b>8,876</b> | <b>962,475</b>  | -        |

### Southeast Link Diagram

(Diagrammatic - No Scale)



In miles: nautical / statute

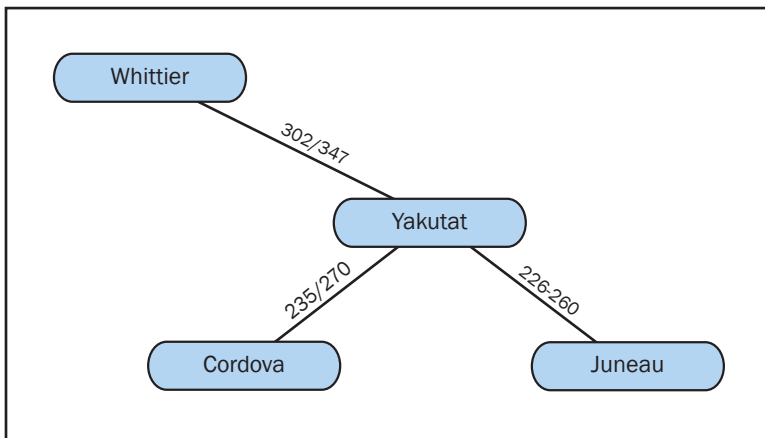
1 nautical mile = 6,076.11549 ft.

1 statute mile = 5,280 ft

1 nautical mile = 1.15 Statute miles

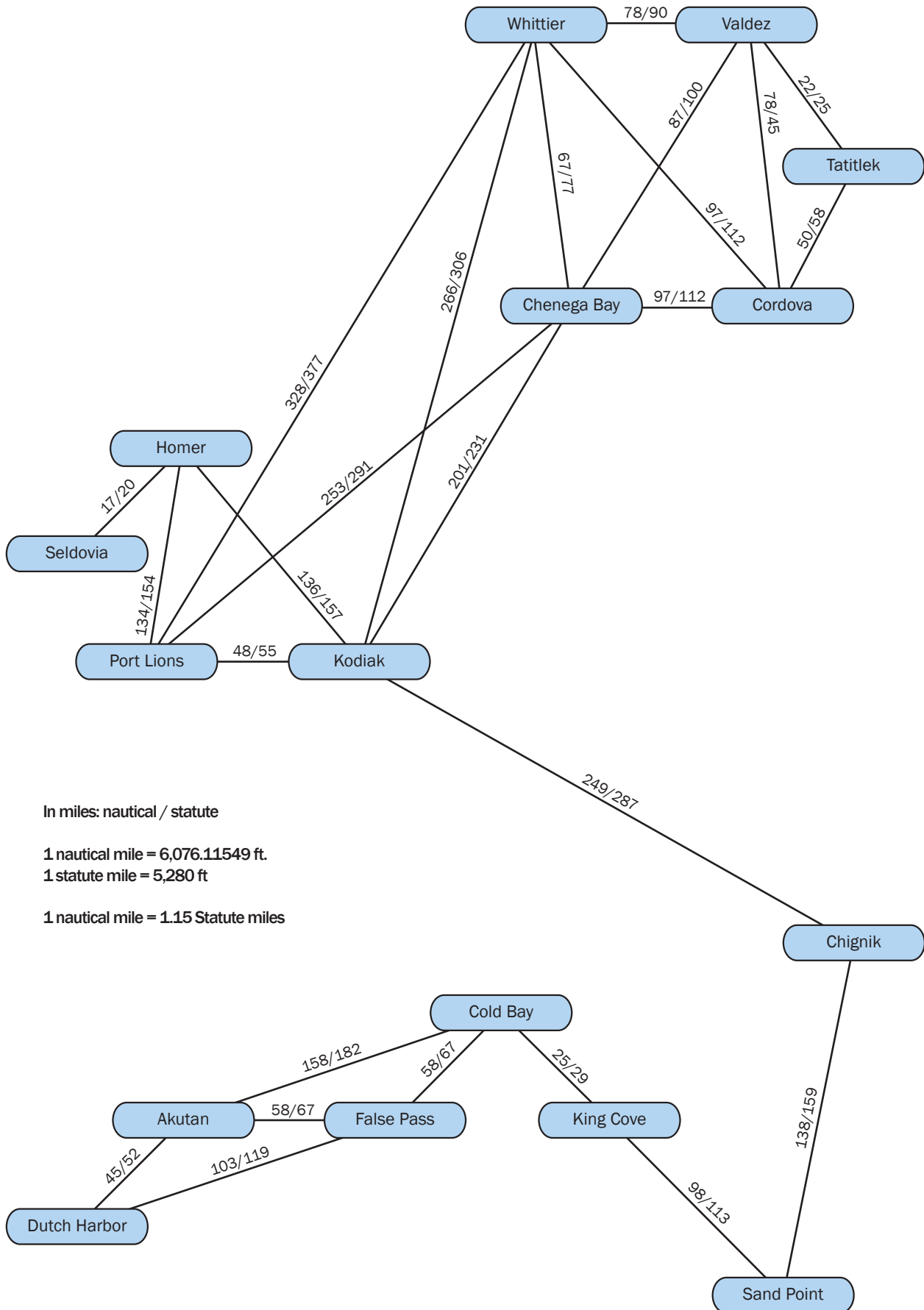
### Cross-Gulf Link Diagram

(Diagrammatic - No Scale)



# Southwest Link Diagram

(Diagrammatic - No Scale)



In miles: nautical / statute

1 nautical mile = 6,076.11549 ft.

1 statute mile = 5,280 ft

1 nautical mile = 1.15 Statute miles









*Let's Go!*

SEE **ALASKA**