



Special Issue

Weekly Motor Fuel Report

Office of Highway
Policy Information

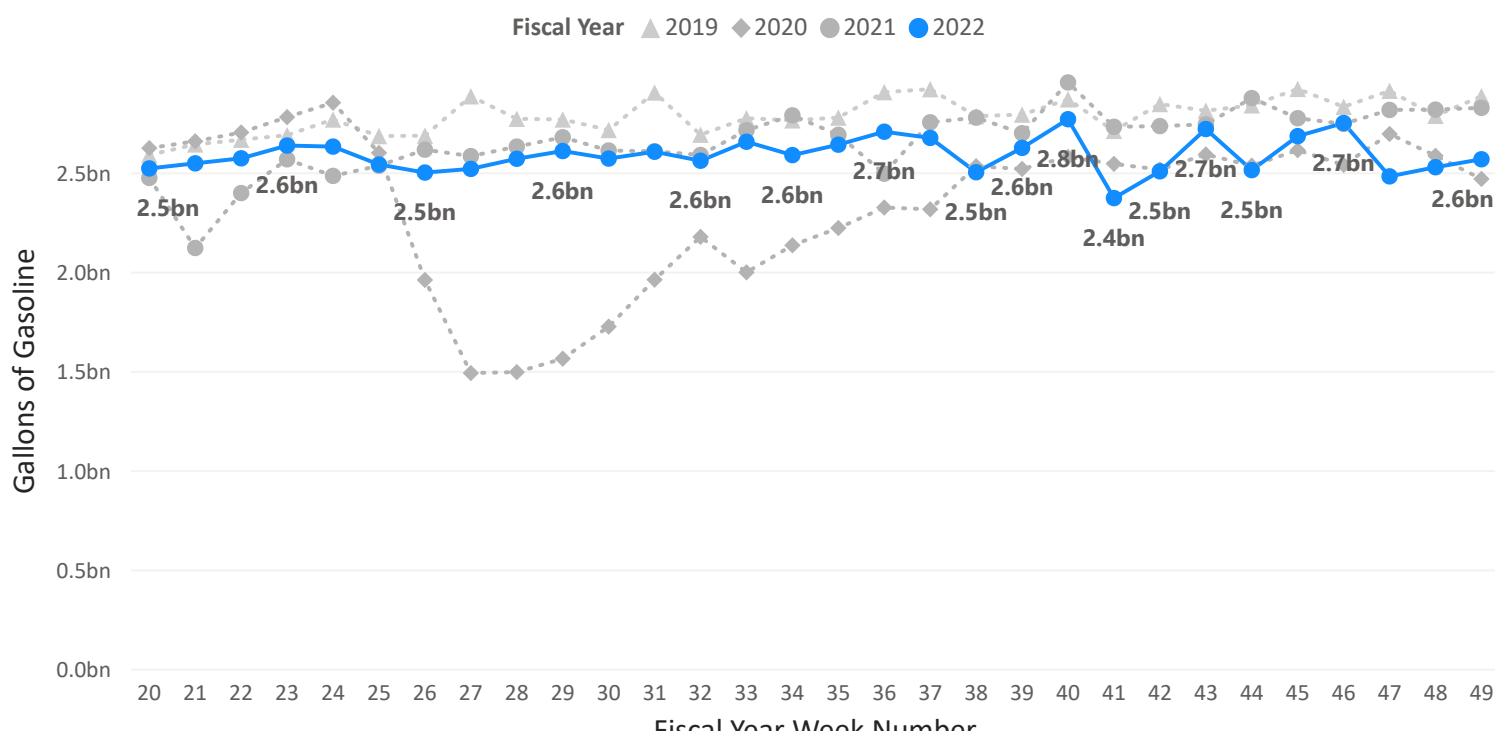
Gasoline Product Supplied for Fiscal Year Week No. 49

Data complete through 9/2/2022

Excludes Diesel and Alternative Fuels

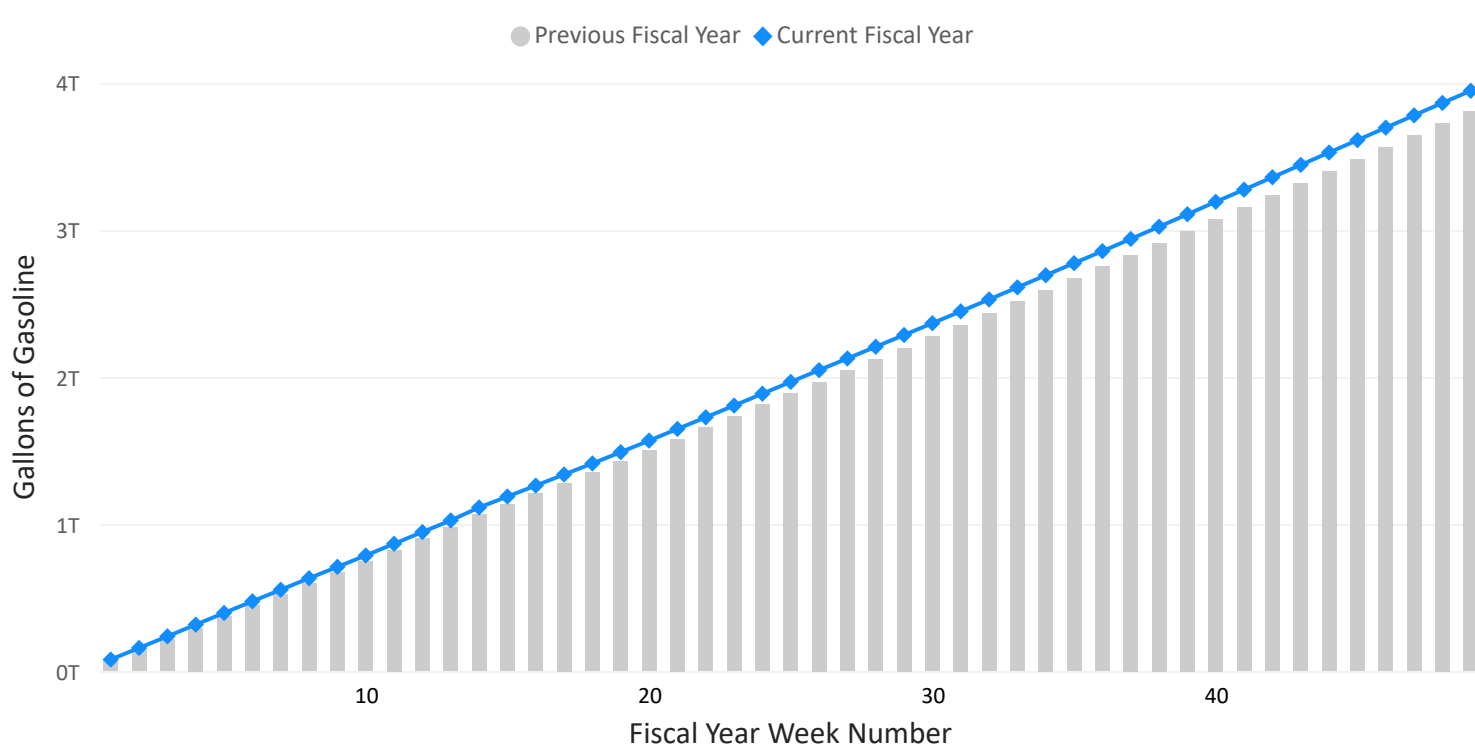
Gasoline product supplied totaled 2.57 billion gallons in week 49. This is an increase of 1.58% from the previous week.

Weekly Gasoline Product Supplied



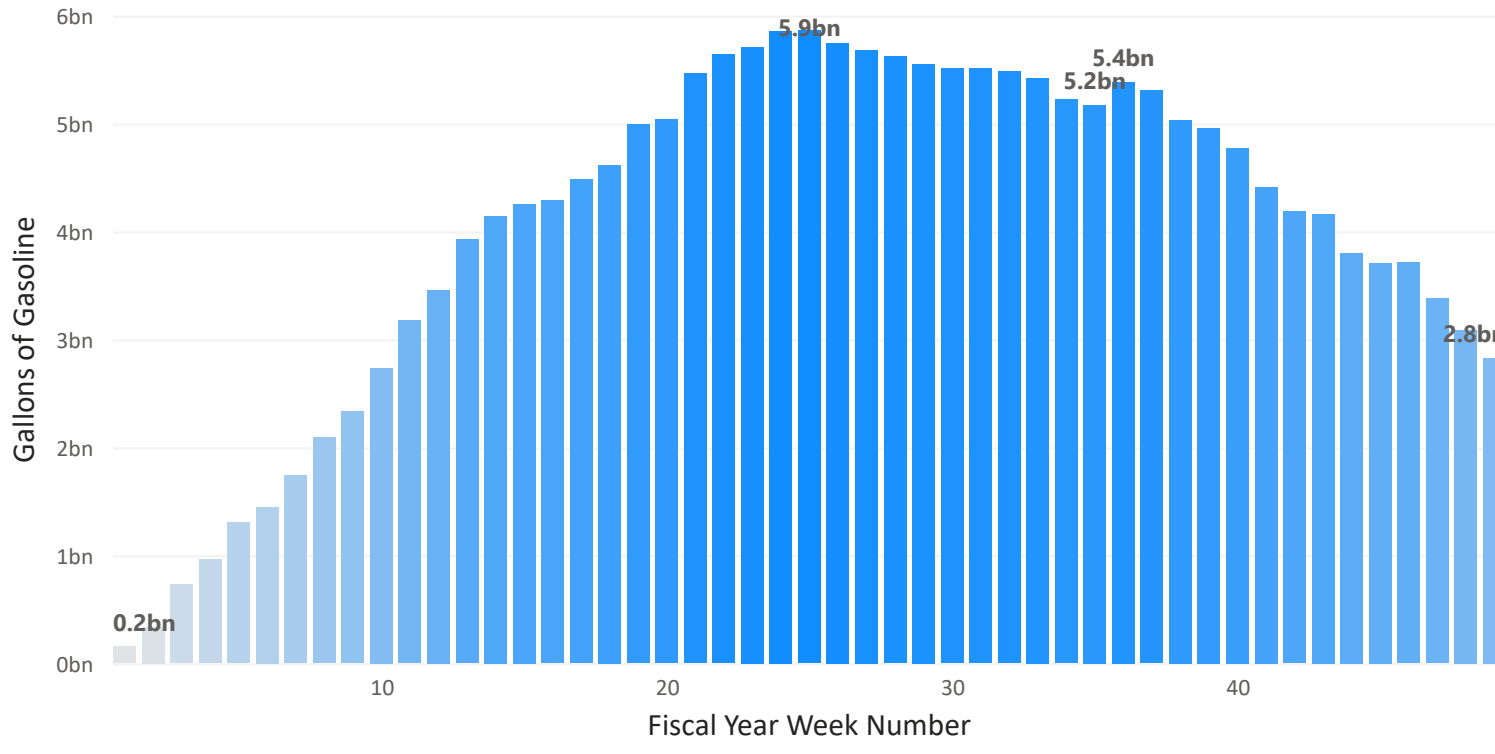
Gasoline product supplied compared to the same week in FY 2021 decreased by -9.17%, increased by 4.02% for the same week in FY 2020, and decreased by -11.01% for the same week in FY 2019

Weekly Cumulative Gallons of Gasoline Product Supplied



By this week in 2022 2.83 billion more gallons of gasoline have been supplied than by the same week in 2021.

Cumulative Difference in Gallons of Gasoline Product Supplied in the US by Week (2022 - 2021)



Weekly Gasoline Product Supplied Table

Fiscal Week	Current Year Production	Previous Year Production	Difference From Same Week Last Year	Current Year Cumulative Production	Cumulative Difference
1	2,771,538,000	2,615,424,000	156,114,000	2,771,538,000	156,114,000
2	2,700,684,000	2,521,344,000	179,340,000	5,472,222,000	335,454,000
3	2,832,396,000	2,436,966,000	395,430,000	8,304,618,000	730,884,000
4	2,740,962,000	2,512,230,000	228,732,000	11,045,580,000	959,616,000
5	2,794,176,000	2,450,784,000	343,392,000	13,839,756,000	1,303,008,000
6	2,722,146,000	2,576,028,000	146,118,000	16,561,902,000	1,449,126,000
7	2,716,854,000	2,427,852,000	289,002,000	19,278,756,000	1,738,128,000
8	2,744,196,000	2,389,926,000	354,270,000	22,022,952,000	2,092,398,000
9	2,586,024,000	2,344,062,000	241,962,000	24,608,976,000	2,334,360,000
10	2,635,122,000	2,234,400,000	400,722,000	27,244,098,000	2,735,082,000
11	2,784,768,000	2,344,650,000	440,118,000	30,028,866,000	3,175,200,000
12	2,641,884,000	2,358,468,000	283,416,000	32,670,750,000	3,458,616,000
13	2,858,856,000	2,389,632,000	469,224,000	35,529,606,000	3,927,840,000
14	2,402,568,000	2,187,654,000	214,914,000	37,932,174,000	4,142,754,000
15	2,324,364,000	2,214,408,000	109,956,000	40,256,538,000	4,252,710,000
16	2,417,856,000	2,384,928,000	32,928,000	42,674,394,000	4,285,638,000
17	2,500,470,000	2,302,902,000	197,568,000	45,174,864,000	4,483,206,000
18	2,418,444,000	2,284,380,000	134,064,000	47,593,308,000	4,617,270,000
19	2,683,044,000	2,309,958,000	373,086,000	50,276,352,000	4,990,356,000
20	2,519,580,000	2,471,658,000	47,922,000	52,795,932,000	5,038,278,000
21	2,545,158,000	2,118,858,000	426,300,000	55,341,090,000	5,464,578,000
22	2,570,442,000	2,395,512,000	174,930,000	57,911,532,000	5,639,508,000
23	2,634,828,000	2,565,444,000	69,384,000	60,546,360,000	5,708,892,000
24	2,629,536,000	2,481,948,000	147,588,000	63,175,896,000	5,856,480,000
25	2,539,278,000	2,533,104,000	6,174,000	65,715,174,000	5,862,654,000
26	2,498,706,000	2,613,954,000	-115,248,000	68,213,880,000	5,747,406,000
27	2,517,228,000	2,581,614,000	-64,386,000	70,731,108,000	5,683,020,000
28	2,568,384,000	2,629,536,000	-61,152,000	73,299,492,000	5,621,868,000
29	2,607,192,000	2,676,576,000	-69,384,000	75,906,684,000	5,552,484,000
30	2,569,266,000	2,609,838,000	-40,572,000	78,475,950,000	5,511,912,000
31	2,603,664,000	2,606,016,000	-2,352,000	81,079,614,000	5,509,560,000
32	2,558,388,000	2,587,200,000	-28,812,000	83,638,002,000	5,480,748,000
33	2,653,938,000	2,711,856,000	-57,918,000	86,291,940,000	5,422,830,000
34	2,586,612,000	2,786,924,000	-200,312,000	88,878,552,000	5,222,616,000
35	2,639,238,000	2,688,926,000	-49,688,000	91,517,790,000	5,172,930,000
36	2,704,506,000	2,493,120,000	211,386,000	94,222,296,000	5,384,316,000
37	2,673,342,000	2,751,840,000	-78,498,000	96,895,638,000	5,305,818,000
38	2,500,470,000	2,775,360,000	-274,890,000	99,396,108,000	5,030,928,000
39	2,623,068,000	2,696,862,000	-73,794,000	102,019,176,000	4,957,134,000
40	2,767,422,000	2,952,642,000	-185,220,000	104,786,598,000	4,771,914,000
41	2,370,228,000	2,729,202,000	-358,974,000	107,156,826,000	4,412,940,000
42	2,505,174,000	2,732,730,000	-227,556,000	109,662,000,000	4,185,384,000
43	2,718,030,000	2,741,550,000	-23,520,000	112,380,030,000	4,161,864,000
44	2,511,054,000	2,873,850,000	-362,796,000	114,891,084,000	3,799,068,000
45	2,682,162,000	2,772,420,000	-90,258,000	117,573,246,000	3,708,810,000
46	2,748,312,000	2,743,902,000	4,410,000	120,321,558,000	3,713,220,000
47	2,479,596,000	2,814,168,000	-334,572,000	122,801,154,000	3,378,648,000
48	2,525,754,000	2,815,932,000	-290,178,000	125,326,908,000	3,088,470,000
49	2,565,738,000	2,824,752,000	-259,014,000	127,892,646,000	2,829,456,000
Total	127,892,646,000	125,063,190,000	2,829,456,000	127,892,646,000	2,829,456,000

Source: Derived from U.S. Product Administration of Finished Motor Gasoline, Weekly, U.S. Energy Information Administration, published 9/8/2022

Please direct questions to: PolicyInfoFeedback@dot.gov