



2009 Missouri State
Highway System

*Traffic
Crash
Statistics*

Missouri State Highway System
Traffic Crash Statistics
Table of Contents

	<u>Subject</u>	<u>Page</u>
Chapter 1:	Introduction: Statewide Traffic Crash Statistics	3
	A. Crashes by Type	4
	B. Crashes by Contributing Circumstances	11
	C. Crashes by Populations Grouping	15
	D. Crashes by Route Marking	19
	E. Crashes by Class	23
	F. Crashes by Driver's Age	25
	G. Crashes by Hour, Day and Month	30
	H. Crashes by Weather Condition	40
	I. Crashes by Vehicle Type	44
	J. Crashes by Light Condition	50
	K. Crashes by Fixed Object Struck	54
	L. Crashes by Intersection Type	58
	M. Crashes by Involving Pedestrians	62
	N. Crashes by Investigator	71

Chapter 1

2009 STATEWIDE TRAFFIC CRASH STATISTICS

The following summary of traffic crashes represents only those crashes that have occurred on the State Highway System of Missouri in 2009. The information contained in this publication is a summary of the crash reports provided to the Missouri Department of Transportation. This publication is possible only through the conscientious reporting efforts of Missouri Law Enforcement Agencies.

These statistics are compiled pursuant to federal law, 23 USC Section 152.

Chapter 1-A : CRASHES BY TYPE

This section categorizes crashes by the type of impact and severity. It further distinguishes the types by indicating whether they occurred “OFF” or “ON” the roadway.



**Missouri Department of Transportation
Transportation Planning
Crashes by Type for 2009**

Date: Aug 3, 2010
Time: 4:51:58 PM

Crash Type	Fatal Crashes	Total Fatalities	Injury Crashes	Total Injuries	PDO Crashes	Total Crashes
ACCIDENT TYPE OFF ROAD						
RAN OFF ROAD	4	5	78	142	208	290
RAN OFF ROAD-ANIMAL OTHER THAN DEER	0	0	0	0	5	5
RAN OFF ROAD-BICYCLIST OR PEDALCYCLIST	0	0	6	6	2	8
RAN OFF ROAD-DEER	0	0	0	0	13	13
RAN OFF ROAD-FIXED OBJECT	209	226	5,648	7,264	10,950	16,807
RAN OFF ROAD-MOTOR VEHICLE IN TRAFFIC	0	0	0	0	0	0
RAN OFF ROAD-OTHER OBJECT	0	0	23	29	50	73
RAN OFF ROAD-OTHER/NONCOLLISION	0	0	50	63	186	236
RAN OFF ROAD-OVERTURNED ON ROADWAY	0	0	0	0	0	0
RAN OFF ROAD-OVERTURNING	36	39	921	1,222	671	1,628
RAN OFF ROAD-PARKED MOTOR VEHICLE	3	3	85	121	360	448
RAN OFF ROAD-PEDESTRIAN	4	4	17	20	2	23
RAN OFF ROAD-RAILROAD TRAIN	0	0	0	0	0	0
Subtotal	256	277	6,828	8,867	12,447	19,531
ACCIDENT TYPE ON ROAD						
ANIMAL OTHER THAN DEER	0	0	86	103	618	704
BICYCLIST OR PEDALCYCLIST	1	1	94	98	16	111
CHAIN REACTION REAR END	11	11	1,652	2,966	2,439	4,102
DEER	4	4	251	284	2,811	3,066
FIXED OBJECT	4	4	98	134	324	426
MOTOR VEHICLE IN TRAFFIC	226	273	10,304	16,350	34,372	44,902
OTHER NON - COLLISION	6	6	101	125	454	561
OTHER OBJECT	3	5	56	81	702	761
OVERTURNED ON ROADWAY	22	24	483	640	193	698
OVERTURNING	0	0	0	0	0	0
PARKED MOTOR VEHICLE	1	1	8	13	34	43
PEDESTRIAN	37	37	186	199	15	238
RAILROAD TRAIN	2	3	1	2	4	7
RAN OFF ROAD-MOTOR VEHICLE ON OTHER ROAD	4	6	30	60	80	114
Subtotal	321	375	13,350	21,055	42,062	55,733

This report contains information that is protected from disclosure by federal law, 23 USC Section 409 and the Missouri Open records Law (Sunshine Act), Section 610.021 RSMo. Please review MoDOT's policy and procedure manual on the Sunshine Act before releasing any of the information contained herein.



Missouri Department of Transportation
Transportation Planning
Crashes by Type for 2009

Date: Aug 3, 2010
Time: 4:51:58 PM

Crash Type	Fatal Crashes	Total Fatalities	Injury Crashes	Total Injuries	PDO Crashes	Total Crashes
Totals	577	652	20,178	29,922	54,509	75,264

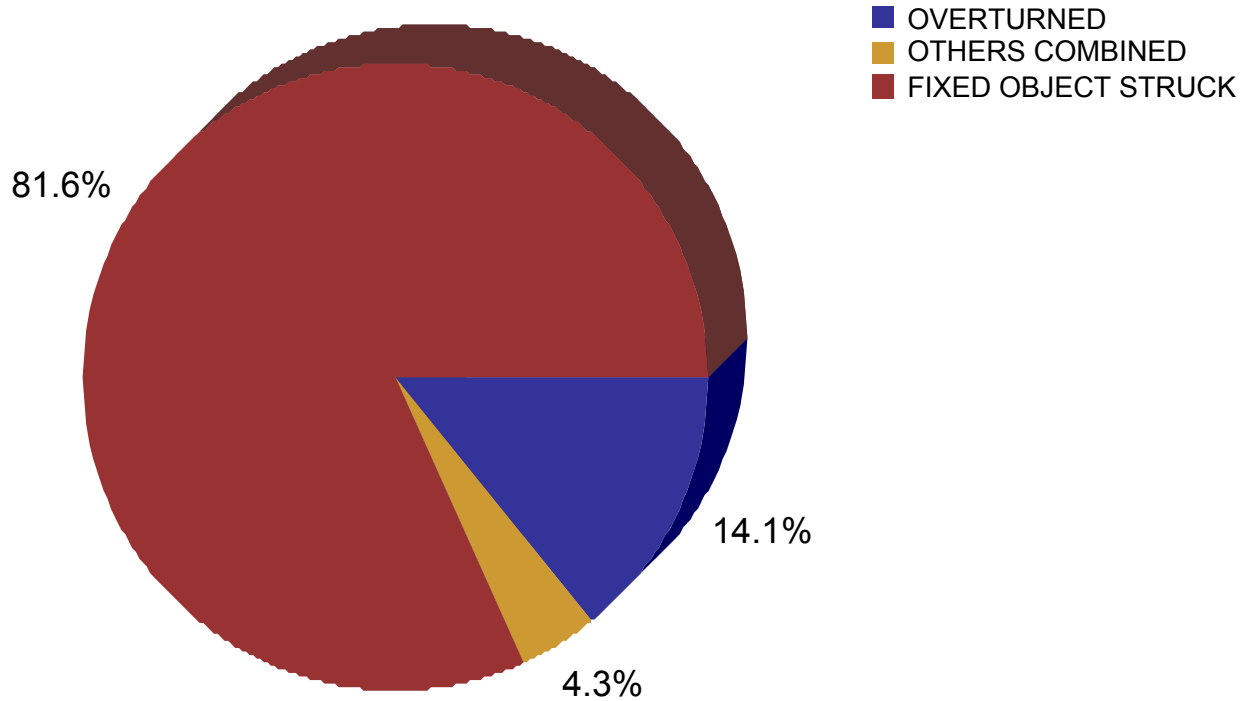
This report contains information that is protected from disclosure by federal law, 23 USC Section 409 and the Missouri Open records Law (Sunshine Act), Section 610.021 RSMo. Please review MoDOT's policy and procedure manual on the Sunshine Act before releasing any of the information contained herein.



Missouri Department of Transportation
Transportation Planning
Crashes by Type for 2009
256 Fatal Crashes "OFF" Roadway

Date : Aug 3, 2010
Time : 4:57:45 PM

Crash Type	Fatal Crashes
OVERTURNED	36
OTHERS COMBINED	11
FIXED OBJECT STRUCK	209

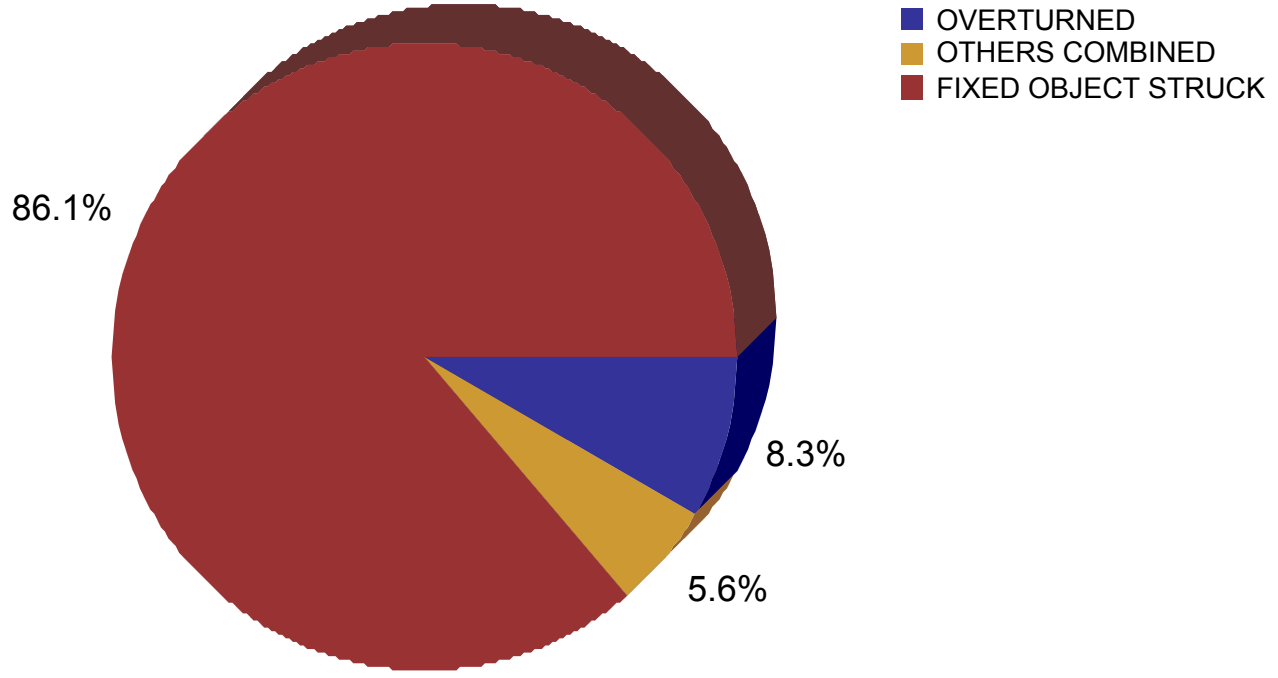




Missouri Department of Transportation
Transportation Planning
Crashes by Type for 2009
19,531 Total Crashes "OFF" Roadway

Date: Aug 4, 2010
Time: 10:19:35 AM

Crash Type	Total Crashes
OVERTURNED	1,628
OTHERS COMBINED	1,096
FIXED OBJECT STRUCK	16,807



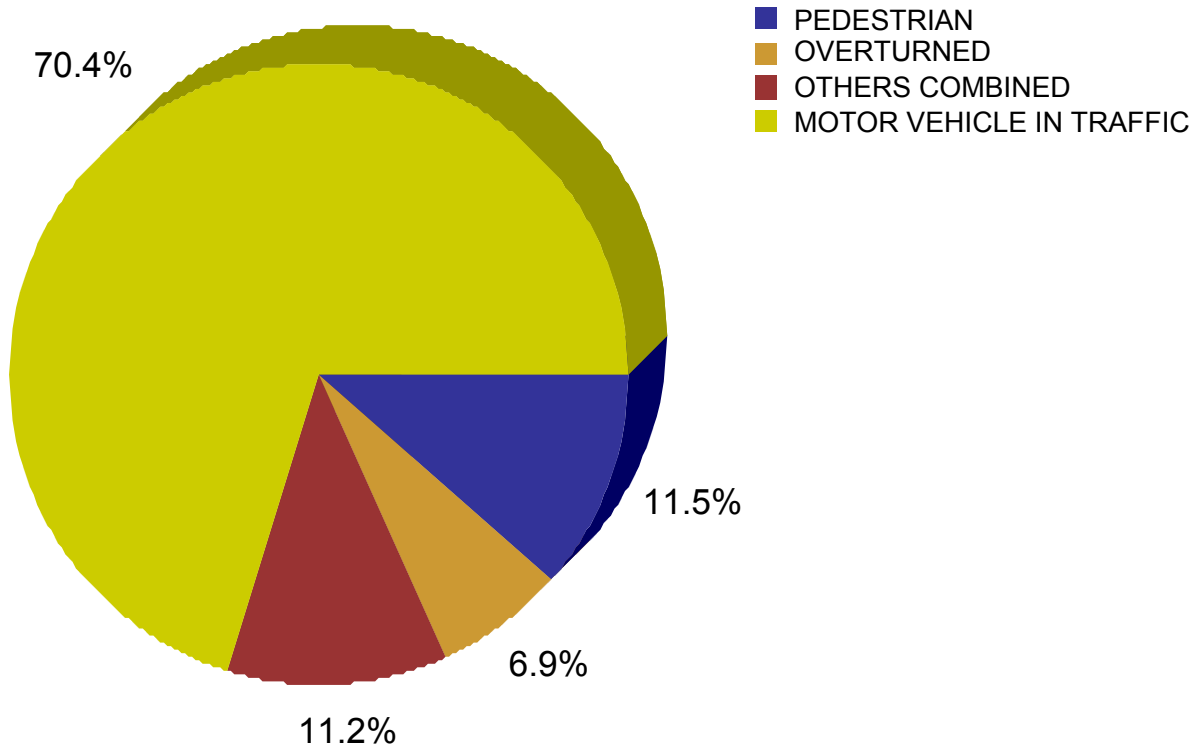
This report contains information that is protected from disclosure by federal law, 23 USC Section 409 and the Missouri Open records Law (Sunshine Act), Section 610.021 RSMo. Please review MoDOT's policy and procedure manual on the Sunshine Act before releasing any of the information contained herein.



Missouri Department of Transportation
Transportation Planning
Crashes by Type for 2009
321 Fatal Crashes "ON" Roadway

Date: Aug 4, 2010
Time: 10:16:01 AM

Crash Type	Fatal Crashes
PEDESTRIAN	37
OVERTURNED	22
OTHERS COMBINED	36
MOTOR VEHICLE IN TRAFFIC	226

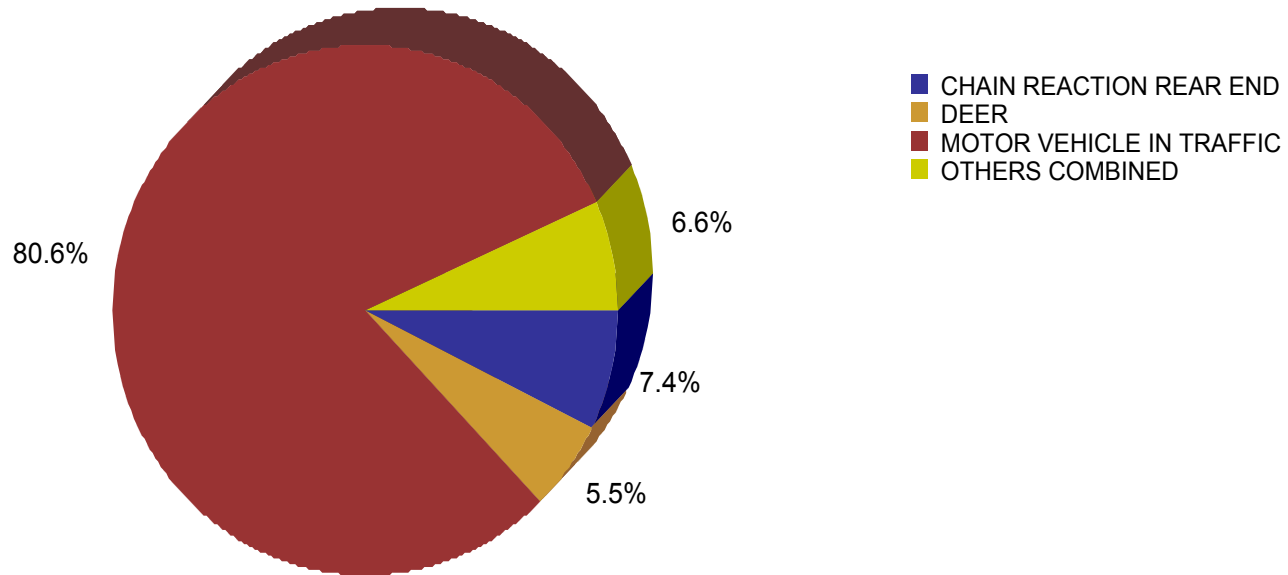




Missouri Department of Transportation
Transportation Planning
Crashes by Type for 2009
55,733 Total Crashes "ON" Roadway

Date: Aug 4, 2010
Time: 10:21:19 AM

Crash Type	Total Crashes
CHAIN REACTION REAR END	4,102
DEER	3,066
MOTOR VEHICLE IN TRAFFIC	44,902
OTHERS COMBINED	3,663



Chapter 1-B : CRASHES BY CONTRIBUTING CIRCUMSTANCES

This section deals with the circumstances that contributed to crashes. The total number of reported crashes is somewhat less than the total number of contributing circumstances and the number of drivers because each crash could involve one or more drivers and one or more contributing circumstance.



**Missouri Department of Transportation
Transportation Planning
Crashes by Contributing Circumstance for 2009**

Date: Aug 11, 2010
Time: 9:16:56 AM

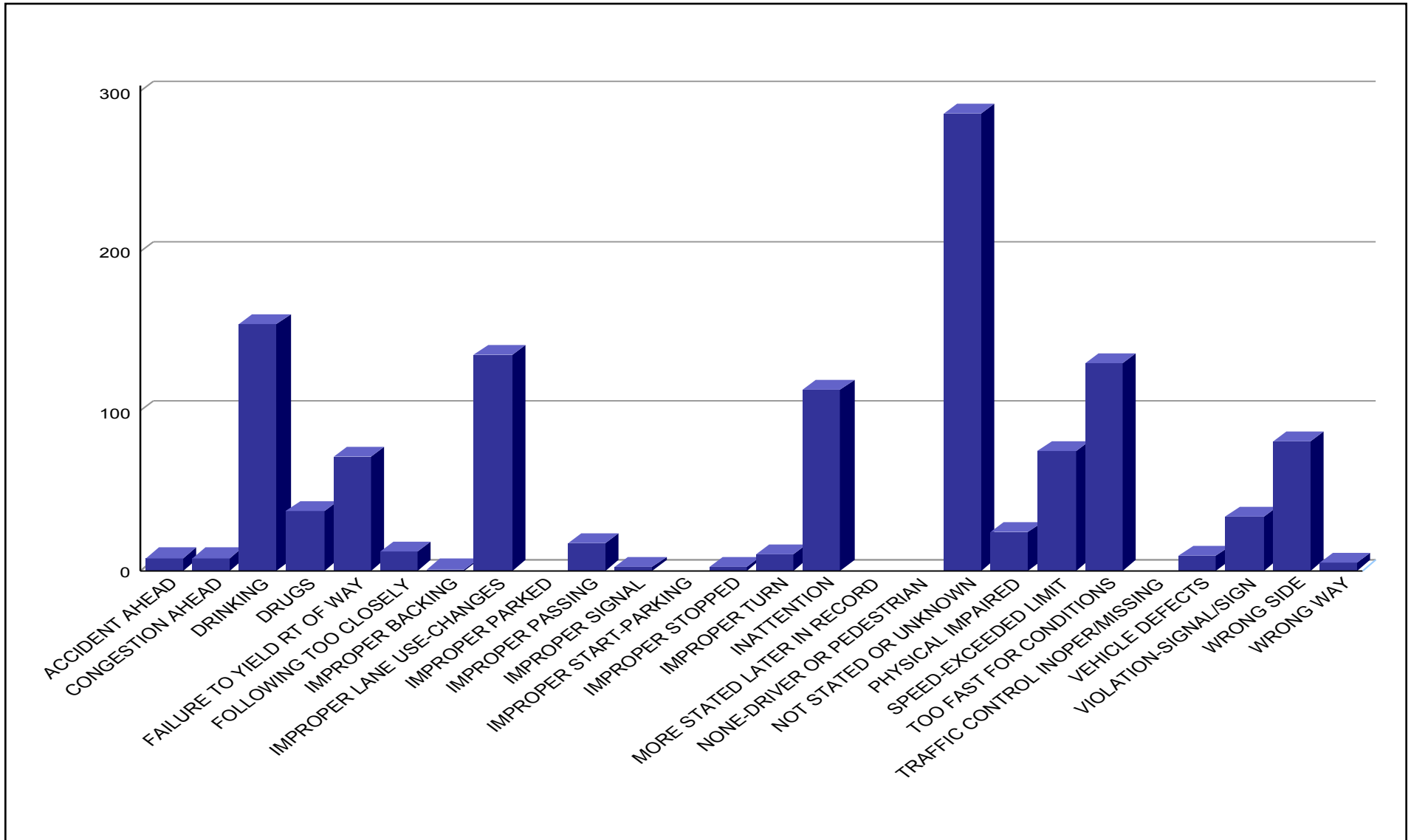
Contributing Circumstance	Fatal Crashes	Injury Crashes	PDO Crashes	Total Crashes
ACCIDENT AHEAD	8	377	1,033	1,418
CONGESTION AHEAD	8	2,138	6,499	8,645
DRINKING	154	1,571	1,701	3,426
DRUGS	37	293	276	606
FAILURE TO YIELD RT OF WAY	71	3,175	6,583	9,829
FOLLOWING TOO CLOSELY	12	3,294	11,220	14,526
IMPROPER BACKING	1	40	531	572
IMPROPER LANE USE-CHANGES	135	2,415	6,355	8,905
IMPROPER PARKED	0	7	21	28
IMPROPER PASSING	17	280	713	1,010
IMPROPER SIGNAL	2	33	105	140
IMPROPER START-PARKING	0	12	59	71
IMPROPER STOPPED	2	107	305	414
IMPROPER TURN	10	426	1,277	1,713
INATTENTION	113	5,702	13,993	19,808
MORE STATED LATER IN RECORD	0	0	0	0
NONE-DRIVER OR PEDESTRIAN	0	0	0	0
NOT STATED OR UNKNOWN	286	11,032	35,283	46,601
PHYSICAL IMPAIRED	24	828	845	1,697
SPEED-EXCEEDED LIMIT	75	561	599	1,235
TOO FAST FOR CONDITIONS	130	4,453	9,263	13,846
TRAFFIC CONTROL INOPER/MISSING	0	15	33	48
VEHICLE DEFECTS	9	545	1,828	2,382
VIOLATION-SIGNAL/SIGN	34	936	1,269	2,239
WRONG SIDE	81	613	635	1,329
WRONG WAY	5	33	60	98
Totals	1,214	38,886	100,486	140,586
IN ACCIDENTS	577	20,178	54,509	75,264
FOR DRIVERS	880	35,609	95,467	131,956

This report contains information that is protected from disclosure by federal law, 23 USC Section 409 and the Missouri Open records Law (Sunshine Act), Section 610.021 RSMo. Please review MoDOT's policy and procedure manual on the Sunshine Act before releasing any of the information contained herein.



Missouri Department of Transportation
Transportation Planning
Fatal Crashes by Contributing Circumstances for 2009
880 Drivers Involved In
577 Fatal Crashes

Date: Aug 4, 2010
Time: 10:25:20 AM

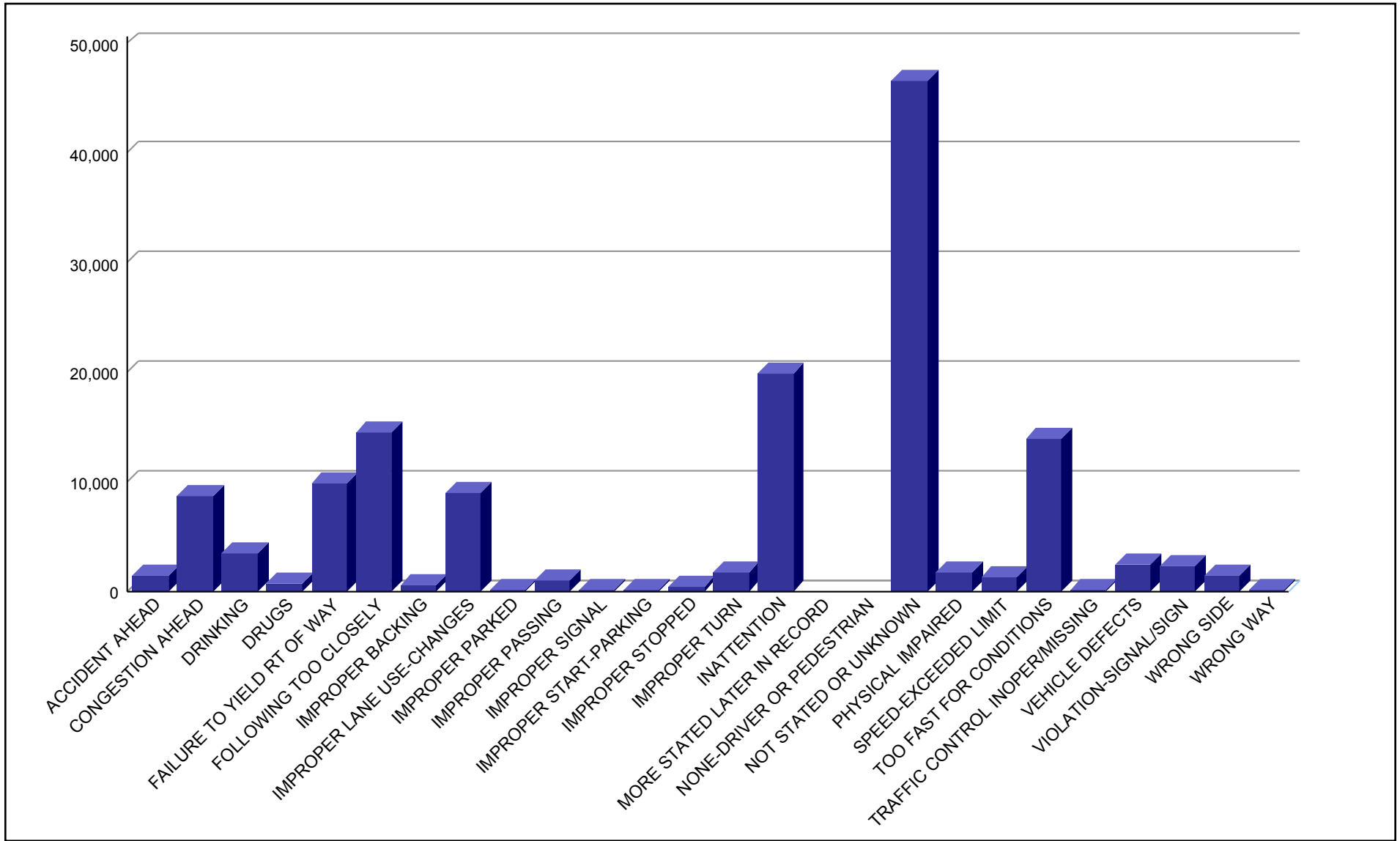


This report contains information that is protected from disclosure by federal law, 23 USC Section 409 and the Missouri Open records Law (Sunshine Act), Section 610.021 RSMo. Please review MoDOT's policy and procedure manual on the Sunshine Act before releasing any of the information contained herein.



Missouri Department of Transportation
Transportation Planning
Total Crashes by Contributing Circumstances for 2009
131,956 Drivers Involved In
75,264 Total Crashes

Date: Aug 4, 2010
Time: 10:26:56 AM



This report contains information that is protected from disclosure by federal law, 23 USC Section 409 and the Missouri Open records Law (Sunshine Act), Section 610.021 RSMo. Please review MoDOT's policy and procedure manual on the Sunshine Act before releasing any of the information contained herein.

Chapter 1-C : CRASHES BY POPULATION GROUPING

In this section, crashes are grouped according to the population characteristics of their location. Four (4) categories are used: rural, urban (population 5,000 to 49,999), urbanized (population 50,000 to 199,999) and metropolitan (population 200,000 or greater).

Currently, all metropolitan crashes have been included in the urbanized grouping.



Missouri Department of Transportation
Transportation Planning
Crashes by Population Grouping for 2009

Date: Aug 4, 2010
Time: 10:29:27 AM

Population Grouping	Fatal Crashes	Injury Crashes	PDO Crashes	Total Crashes
METROPOLITAN	0	0	0	0
RURAL	409	7,826	16,736	24,971
UNDESIGNATED	0	0	0	0
URBAN	42	2,418	7,453	9,913
URBANIZED	126	9,934	30,320	40,380
Totals	577	20,178	54,509	75,264

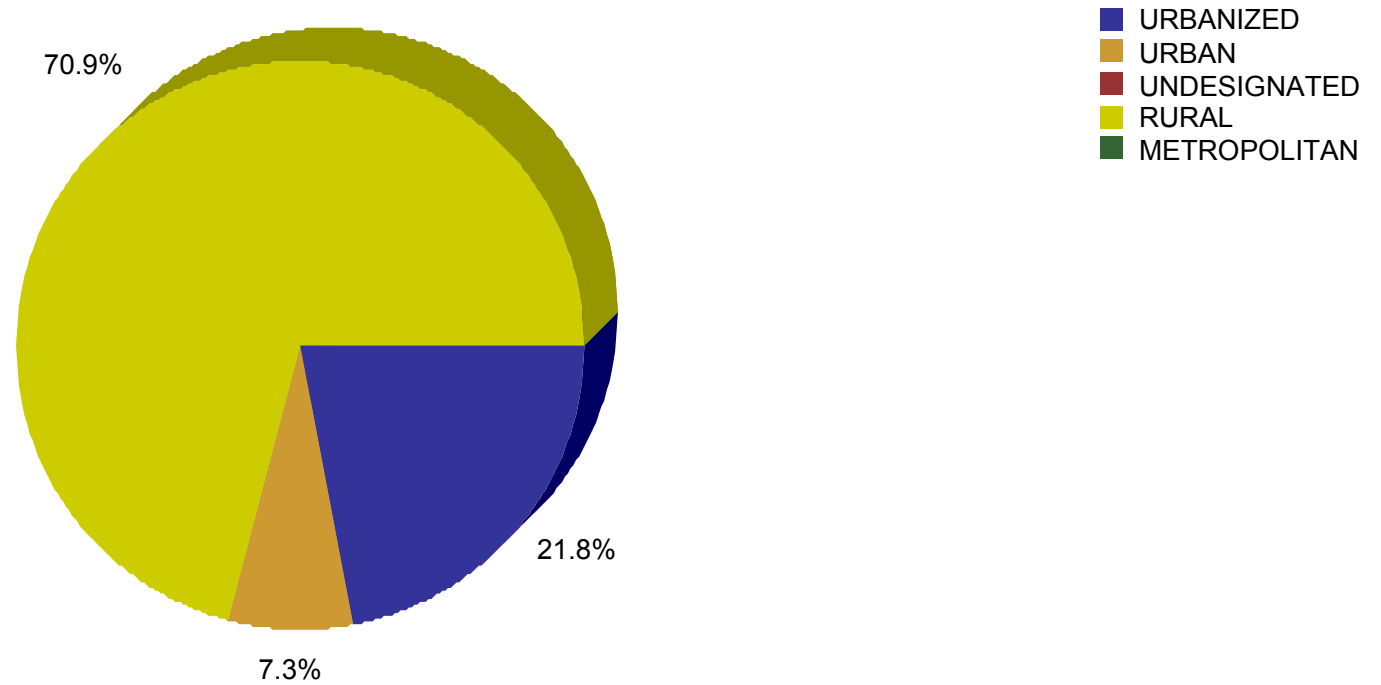
This report contains information that is protected from disclosure by federal law, 23 USC Section 409 and the Missouri Open records Law (Sunshine Act), Section 610.021 RSMo. Please review MoDOT's policy and procedure manual on the Sunshine Act before releasing any of the information contained herein.



Missouri Department of Transportation
Transportation Planning
Crashes by Population Grouping for 2009
577 Fatal Crashes

Date: Aug 4, 2010
Time: 10:30:52 AM

Population Grouping	Total Fatal Crashes
URBANIZED	126
URBAN	42
UNDESIGNATED	0
RURAL	409
METROPOLITAN	0



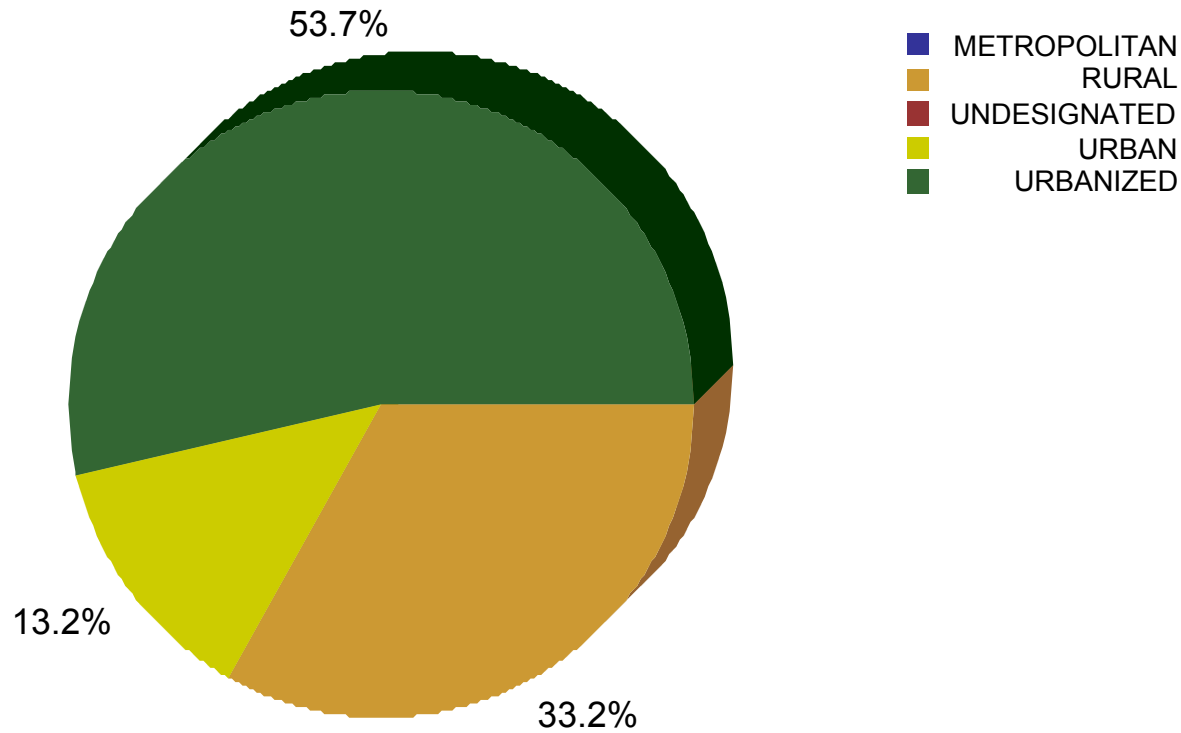
This report contains information that is protected from disclosure by federal law, 23 USC Section 409 and the Missouri Open records Law (Sunshine Act), Section 610.021 RSMo. Please review MoDOT's policy and procedure manual on the Sunshine Act before releasing any of the information contained herein.



Missouri Department of Transportation
Transportation Planning
Crashes by Population Grouping for Year 2009
75,264 Total Crashes

Date: Aug 4, 2010
Time: 10:37:21 AM

Population Grouping	Total Crashes
METROPOLITAN	0
RURAL	24,971
UNDESIGNATED	0
URBAN	9,913
URBANIZED	40,380



Chapter 1-D : CRASHES BY ROUTE MARKING

This section separates fatal, injury and property damage only (PDO) crashes from the total number of crashes based on the route marking of the highways on which they occurred.



Missouri Department of Transportation
Transportation Planning
Crashes by Route Marking for 2009

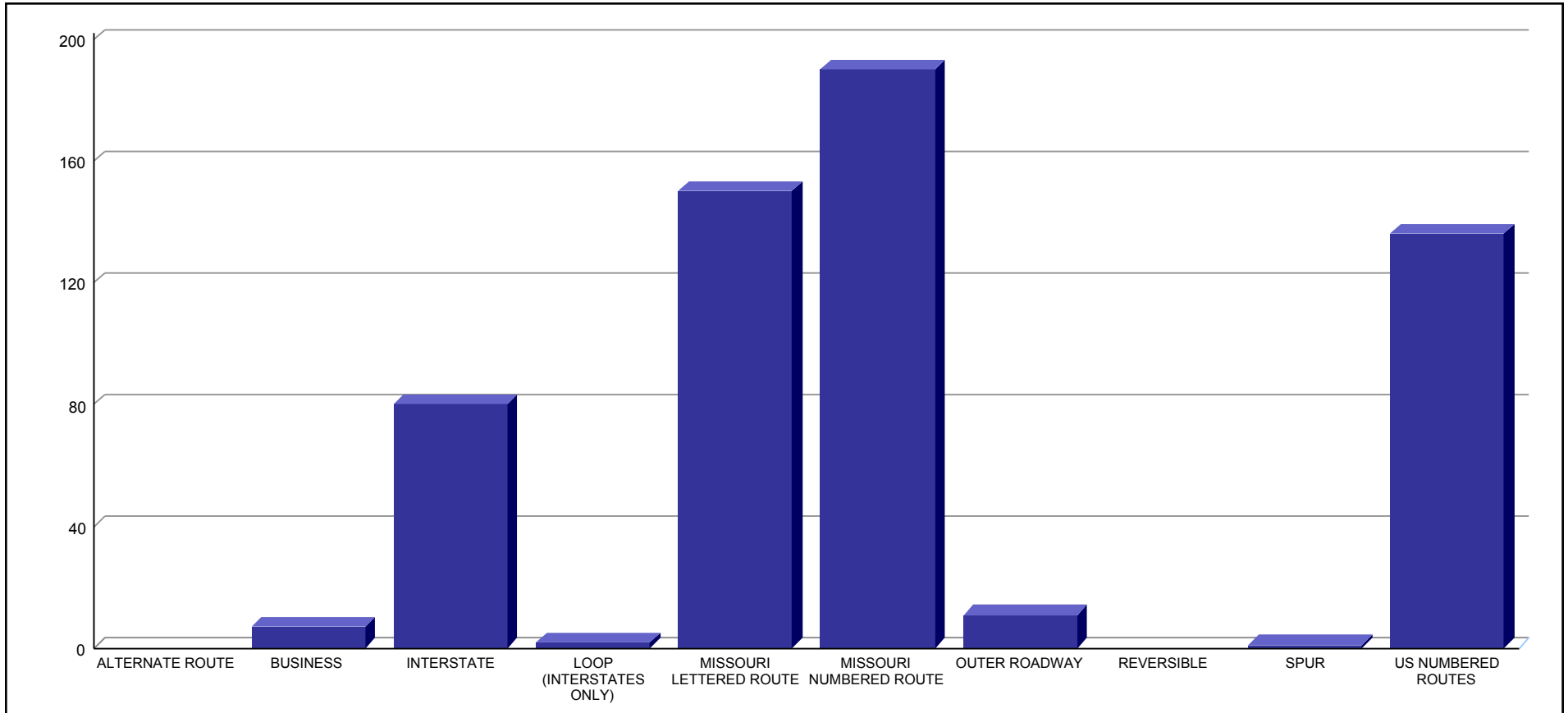
Time: 10:53:36 AM
Date: Aug 4, 2010

Route Marking Designation	Fatal Crashes	Total Fatalities	Injury Crashes	Total Injuries	PDO Crashes	Total Crashes
ALTERNATE ROUTE	0	0	0	0	0	0
BUSINESS	7	10	672	1,022	1,764	2,443
INTERSTATE	80	86	4,142	5,989	14,233	18,455
LOOP (INTERSTATES ONLY)	2	2	214	326	566	782
MISSOURI LETTERED ROUTE	150	168	3,812	5,505	8,023	11,985
MISSOURI NUMBERED ROUTE	190	209	6,657	9,871	17,039	23,886
OUTER ROADWAY	11	12	396	560	1,317	1,724
REVERSIBLE	0	0	0	0	0	0
SPUR	1	1	25	28	87	113
US NUMBERED ROUTES	136	164	4,260	6,621	11,480	15,876
Totals	577	652	20,178	29,922	54,509	75,264



Missouri Department of Transportation
Transportation Planning
Fatal Crashes by Route Marking for 2009
577 Fatal Crashes

Date: Aug 4, 2010
Time: 10:54:45 AM

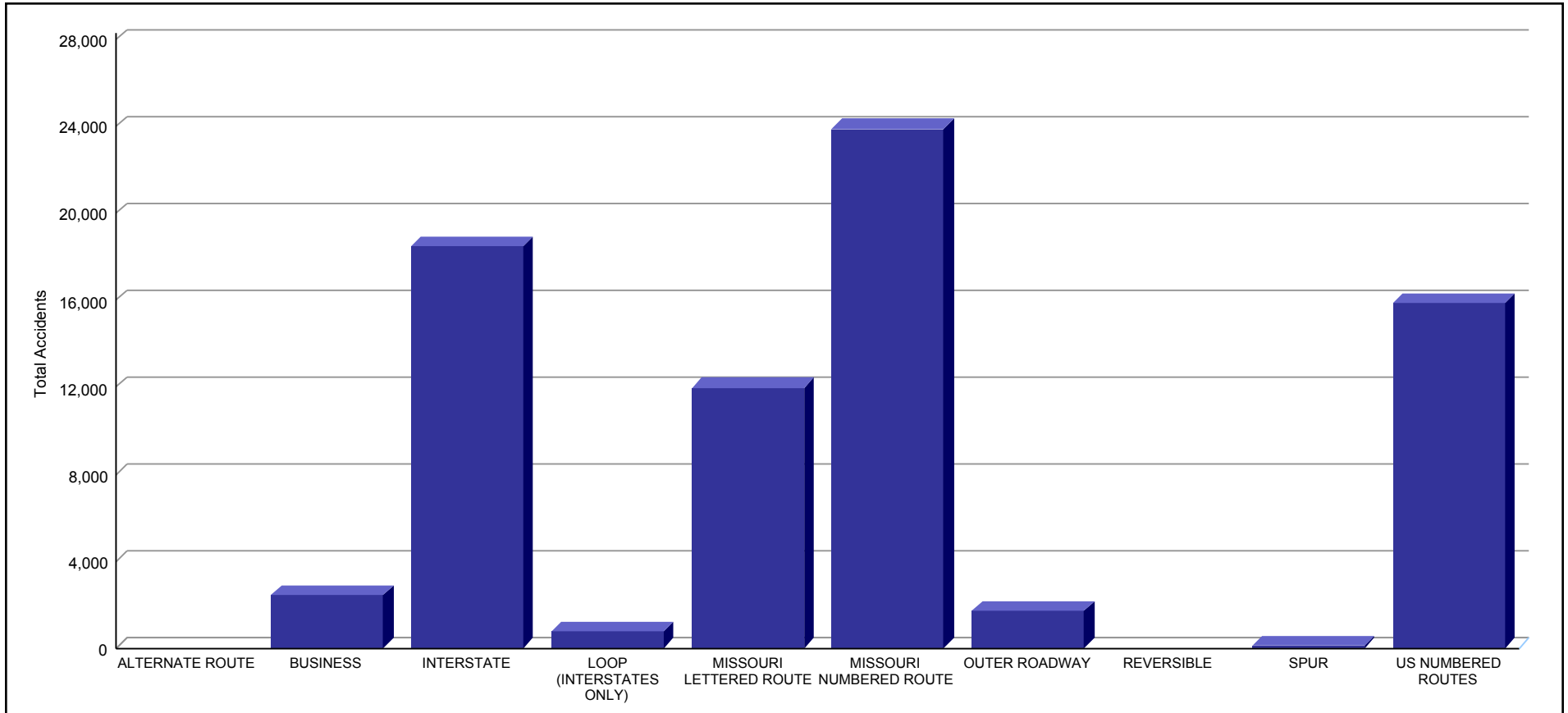


This report contains information that is protected from disclosure by federal law, 23 USC Section 409 and the Missouri Open records Law (Sunshine Act), Section 610.021 RSMo. Please review MoDOT's policy and procedure manual on the Sunshine Act before releasing any of the information contained herein.



Missouri Department of Transportation
Transportation Planning
Crashes by Route Marking for 2009
75,264 Total Crashes

Date: Aug 4, 2010
Time: 10:55:50 AM



This report contains information that is protected from disclosure by federal law, 23 USC Section 409 and the Missouri Open records Law (Sunshine Act), Section 610.021 RSMo. Please review MoDOT's policy and procedure manual on the Sunshine Act before releasing any of the information contained herein.

Chapter 1- E: CRASHES BY CLASS

This section breaks out crashes based on the classification (ie. rear end, head on, deer, sideswipe, etc).



**Missouri Department of Transportation
Transportation Planning
Crashes by Class for 2009**

Date : Aug 4, 2010
Time: 10:57:37 AM

Crash Class	Fatal Crashes	Total Fatalities	Injury Crashes	Total Injuries	PDO Crashes	Total Crashes
ANIMAL OTHER THAN DEER	0	0	86	103	624	710
AVOIDING	3	3	231	320	294	528
BACKING	0	0	28	46	590	618
CHANGING LANE	2	2	267	415	1,252	1,521
CROSS MEDIAN	3	3	24	40	12	39
DEER	4	4	251	284	2,824	3,079
DUAL LEFTS COLLIDE	0	0	7	8	134	141
DUAL RIGHTS COLLIDE	0	0	3	3	79	82
FIXED OBJECT	4	4	98	134	324	426
HEAD ON	98	126	490	1,227	263	851
JACKKNIFE	0	0	1	1	0	1
LEFT TURN	10	11	1,273	2,131	2,310	3,593
LEFT TURN RIGHT ANGLE COLLISION	25	29	1,095	1,825	2,540	3,660
OTHER	11	14	267	350	2,278	2,556
OUT OF CONTROL	270	294	7,123	9,332	12,360	19,753
PARKING OR PARKED CAR	4	4	93	134	395	492
PASSING	3	5	498	712	4,148	4,649
PEDALCYCLE	1	1	100	104	18	119
PEDESTRIAN	41	41	203	219	17	261
REAR END	37	41	6,337	9,507	20,195	26,569
RIGHT ANGLE	46	54	1,217	2,244	1,806	3,069
RIGHT TURN	0	0	63	102	372	435
RIGHT TURN RIGHT ANGLE COLLISION	2	2	141	216	780	923
SIDESWIPE	11	12	211	345	756	978
TOWED UNIT DISCONNECTS	0	0	1	1	5	6
U - TURN	2	2	69	118	132	203
WRONG WAY ON DIVIDED HIGHWAY	0	0	1	1	1	2
Totals	577	652	20,178	29,922	54,509	75,264

This report contains information that is protected from disclosure by federal law, 23 USC Section 409 and the Missouri Open records Law (Sunshine Act), Section 610.021 RSMo. Please review MoDOT's policy and procedure manual on the Sunshine Act before releasing any of the information contained herein.

Chapter 1-F : CRASHES BY DRIVER'S AGE

This section examines driver age in relation to crash involvement. The total number of drivers by age group consists of individuals holding a valid operators or chauffeurs license in the state of Missouri.



Missouri Department of Transportation
Transportation Planning
Crashes by Driver Age for 2009

Date: Aug 4, 2010
Time: 12:43:27 PM

Driver Age Group	Fatal Crashes	Injury Crashes	PDO Crashes	Total Crashes
15 & Under	0	67	96	163
16-20	89	4,993	12,935	18,017
21-25	110	4,714	12,201	17,025
26-30	83	3,776	10,171	14,030
31-35	55	3,003	8,060	11,118
36-40	70	3,007	7,731	10,808
41-45	77	2,880	7,456	10,413
46-50	75	3,087	7,851	11,013
51-55	81	2,737	6,959	9,777
56-60	69	2,104	5,659	7,832
61-65	47	1,549	4,269	5,865
66-70	46	1,123	2,842	4,011
71 & Over	76	1,986	5,363	7,425
Not Stated or Unknown	2	583	3,874	4,459
TOTALS	880	35,609	95,467	131,956

This report contains information that is protected from disclosure by federal law, 23 USC Section 409 and the Missouri Open records Law (Sunshine Act), Section 610.021 RSMo. Please review MoDOT's policy and procedure manual on the Sunshine Act before releasing any of the information contained herein.



Missouri Department of Transportation
Transportation Planning
Crash Statistics by Driver Age for Year 2009

Date: Aug 4, 2010
Time: 12:41:55 PM

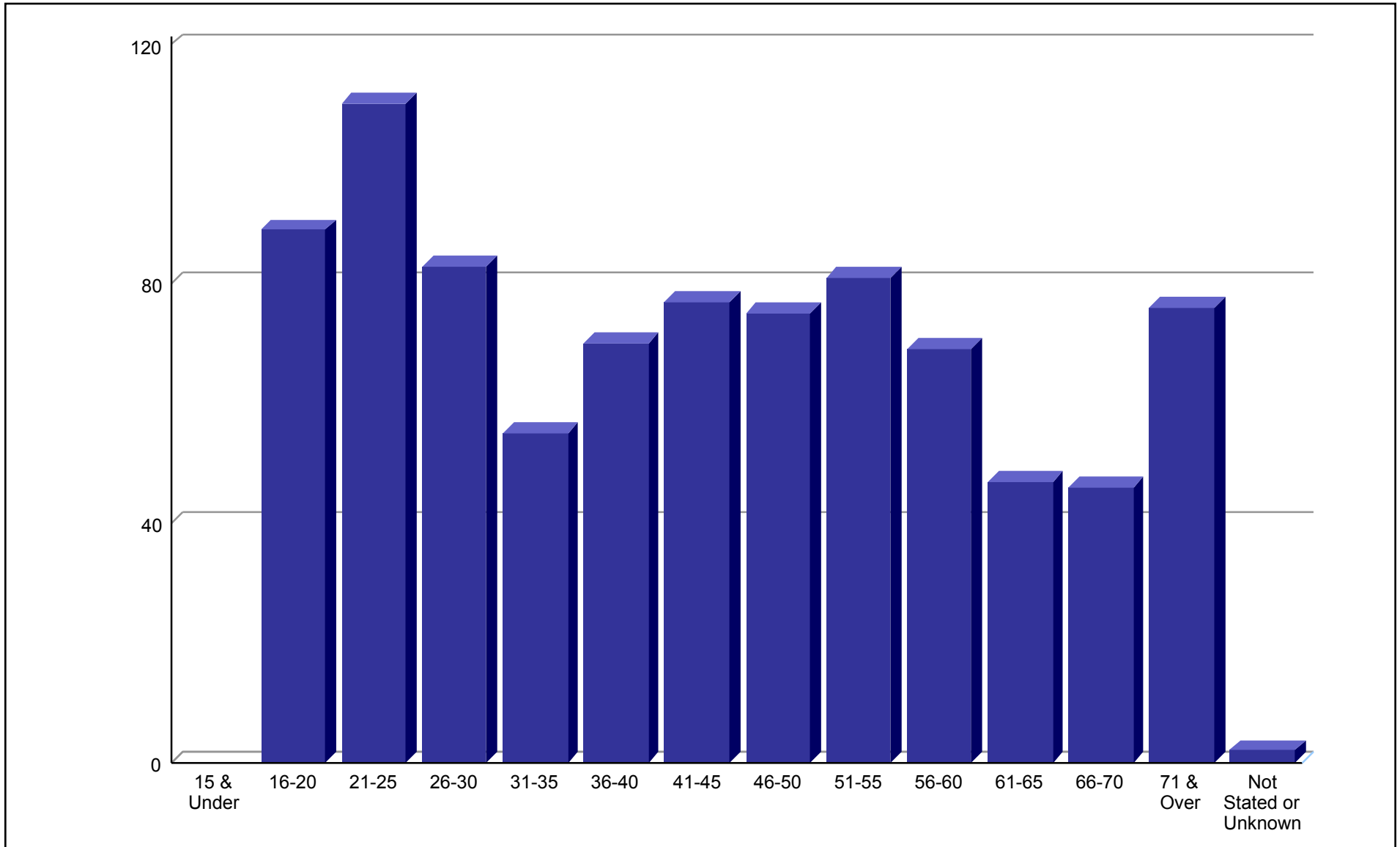
Driver Age Group	Driver Totals	% of Total Drivers	# Drivers In Crashes	% Drivers Involved in Crashes
16 - 20	296,796	6.43%	18,017	13.67%
21 - 25	392,837	8.51%	17,025	12.92%
26 - 30	423,989	9.18%	14,030	10.65%
31 - 35	387,576	8.39%	11,118	8.44%
36 - 40	397,982	8.62%	10,808	8.20%
41 - 45	401,384	8.69%	10,413	7.90%
46 - 50	458,585	9.93%	11,013	8.36%
51-55	433,462	9.39%	9,777	7.42%
56 - 60	370,999	8.03%	7,832	5.94%
61 - 65	308,007	6.67%	5,865	4.45%
66 - 70	237,223	5.14%	4,011	3.04%
71 & Over	507,488	10.99%	7,425	5.63%
Not Stated or Unknown	1,919	0.04%	4,459	3.38%

This report contains information that is protected from disclosure by federal law, 23 USC Section 409 and the Missouri Open records Law (Sunshine Act), Section 610.021 RSMo. Please review MoDOT's policy and procedure manual on the Sunshine Act before releasing any of the information contained herein.



Missouri Department of Transportation
Transportation Planning
Fatal Crashes by Drivers Age for 2009
880 Drivers Involved In
577 Fatal Crashes

Date: Aug 4, 2010
Time: 12:44:21 PM

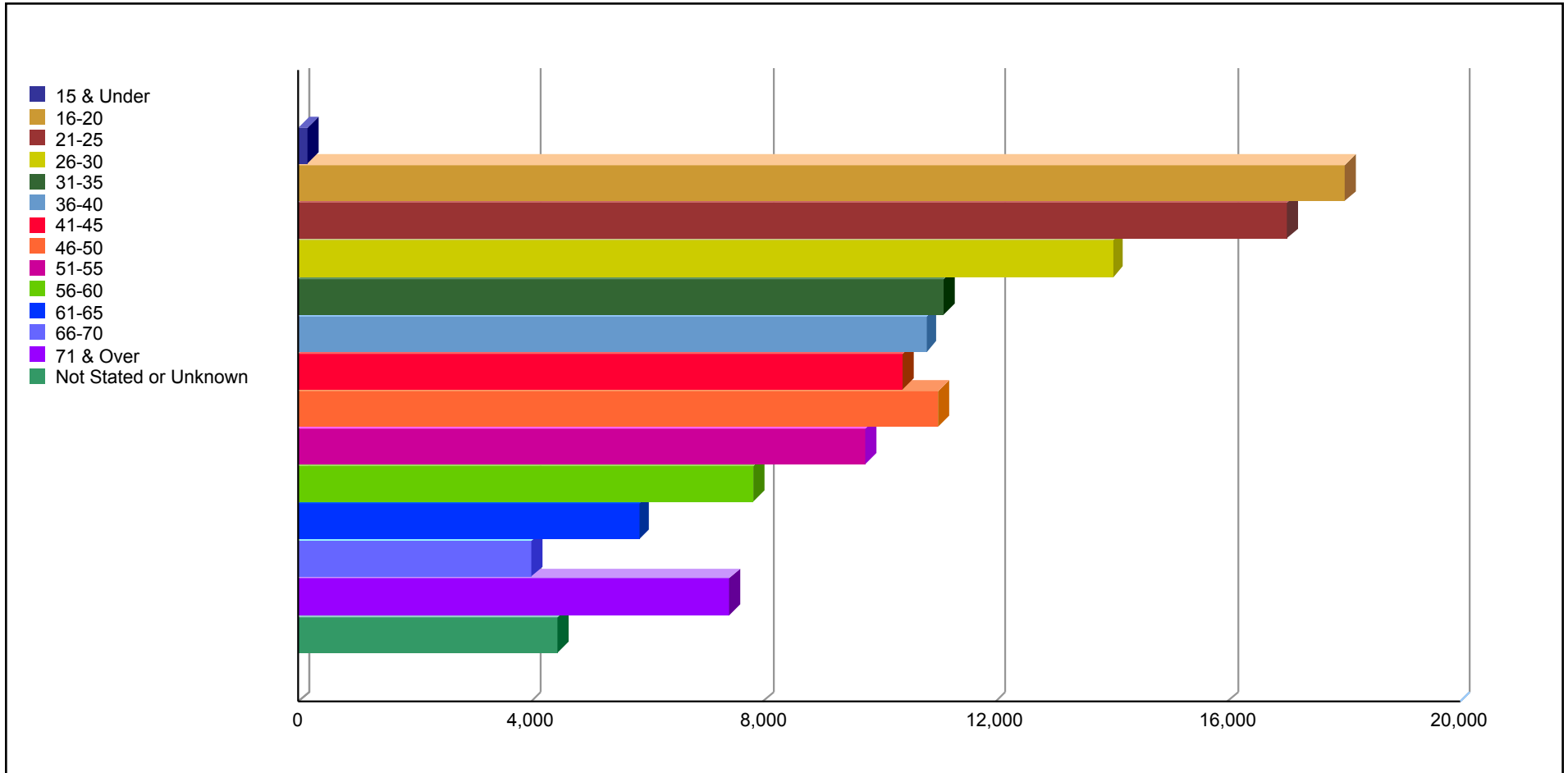


This report contains information that is protected from disclosure by federal law, 23 USC Section 409 and the Missouri Open records Law (Sunshine Act), Section 610.021 RSMo. Please review MoDOT's policy and procedure manual on the Sunshine Act before releasing any of the information contained herein.



Missouri Department of Transportation
Transportation Planning
Total Crashes by Drivers Age for 2009
131,956 Drivers Involved in 75,264 Total Crashes

Date: Aug 4, 2010
Time: 12:45:24 PM



This report contains information that is protected from disclosure by federal law, 23 USC Section 409 and the Missouri Open records Law (Sunshine Act), Section 610.021 RSMo. Please review MoDOT's policy and procedure manual on the Sunshine Act before releasing any of the information contained herein.

Chapter 1-G : CRASHES BY HOUR, DAY AND MONTH

This section breaks out the fatal, injury and property damage only (PDO) crashes based on three categories which include time of day, day of week and month.



Missouri Department of Transportation
Transportation Planning
Crashes by Time of Day for 2009

Date: Aug 4, 2010
Time: 12:58:41 PM

Time of Day	Fatal Crashes	Total Fatalities	Injury Crashes	Total Injuries	PDO Crashes	Total Crashes
12:00M - 12:59 AM	19	21	356	513	848	1,223
1:00 - 1:59 AM	23	27	371	520	794	1,188
2:00 - 2:59 AM	19	19	288	404	588	895
3:00 - 3:59 AM	13	13	245	311	496	754
4:00 - 4:59 AM	20	21	216	282	478	714
5:00 - 5:59 AM	18	23	294	371	813	1,125
6:00 - 6:59 AM	15	16	593	781	1,576	2,184
7:00 - 7:59 AM	18	21	1,034	1,441	3,124	4,176
8:00 - 8:59 AM	18	22	868	1,198	2,613	3,499
9:00 - 9:59 AM	23	24	740	1,059	2,126	2,889
10:00 - 10:59 AM	22	22	916	1,370	2,503	3,441
11:00 - 11:59 AM	22	26	1,064	1,622	2,866	3,952
12:00N - 12:59 PM	20	23	1,260	1,873	3,317	4,597
1:00 - 1:59 PM	32	33	1,198	1,854	3,258	4,488
2:00 - 2:59 PM	30	30	1,422	2,165	3,512	4,964
3:00 - 3:59 PM	38	43	1,718	2,594	4,661	6,417
4:00 - 4:59 PM	31	39	1,584	2,393	4,648	6,263
5:00 - 5:59 PM	29	36	1,683	2,515	4,994	6,706
6:00 - 6:59 PM	28	33	1,164	1,817	3,204	4,396
7:00 - 7:59 PM	33	39	783	1,281	2,054	2,870
8:00 - 8:59 PM	30	33	651	1,005	1,734	2,415
9:00 - 9:59 PM	26	30	671	985	1,675	2,372
10:00 - 10:59 PM	14	14	564	844	1,362	1,940
11:00 - 11:59 PM	32	40	454	669	1,066	1,552
NOT STATED	4	4	41	55	199	244
Totals	577	652	20,178	29,922	54,509	75,264

This report contains information that is protected from disclosure by federal law, 23 USC Section 409 and the Missouri Open records Law (Sunshine Act), Section 610.021 RSMo. Please review MoDOT's policy and procedure manual on the Sunshine Act before releasing any of the information contained herein.



Missouri Department of Transportation
Transportation Planning
Crashes by Day of Week for 2009

Date: Aug 4, 2010
Time: 12:47:00 PM

Day of Week	Fatal Crashes	Total Fatalities	Injury Crashes	Total Injuries	PDO Crashes	Total Crashes
MONDAY	75	81	2,799	4,055	7,628	10,502
TUESDAY	81	97	2,909	4,140	8,339	11,329
WEDNESDAY	75	79	2,838	4,132	7,994	10,907
THURSDAY	74	80	2,913	4,160	8,341	11,328
FRIDAY	89	100	3,464	5,300	9,668	13,221
SATURDAY	106	125	2,961	4,636	7,347	10,414
SUNDAY	77	90	2,294	3,499	5,192	7,563
UNKNOWN	0	0	0	0	0	0
Totals	577	652	20,178	29,922	54,509	75,264

This report contains information that is protected from disclosure by federal law, 23 USC Section 409 and the Missouri Open records Law (Sunshine Act), Section 610.021 RSMo. Please review MoDOT's policy and procedure manual on the Sunshine Act before releasing any of the information contained herein.



Missouri Department of Transportation
Transportation Planning
Crashes by Month for 2009

Date: Aug 4, 2010
Time: 12:57:43 PM

Month	Fatal Crashes	Total Fatalities	Injury Crashes	Total Injuries	PDO Crashes	Total Crashes
JANUARY	61	70	1,519	2,211	4,479	6,059
FEBRUARY	31	33	1,358	2,038	3,841	5,230
MARCH	41	46	1,577	2,362	4,144	5,762
APRIL	39	42	1,624	2,350	4,358	6,021
MAY	49	53	1,850	2,725	4,649	6,548
JUNE	41	47	1,716	2,614	4,313	6,070
JULY	58	61	1,716	2,641	4,288	6,062
AUGUST	54	61	1,721	2,591	4,069	5,844
SEPTEMBER	45	51	1,721	2,527	4,355	6,121
OCTOBER	45	58	1,851	2,671	5,581	7,477
NOVEMBER	54	62	1,730	2,535	4,978	6,762
DECEMBER	59	68	1,795	2,657	5,454	7,308
Totals	577	652	20,178	29,922	54,509	75,264

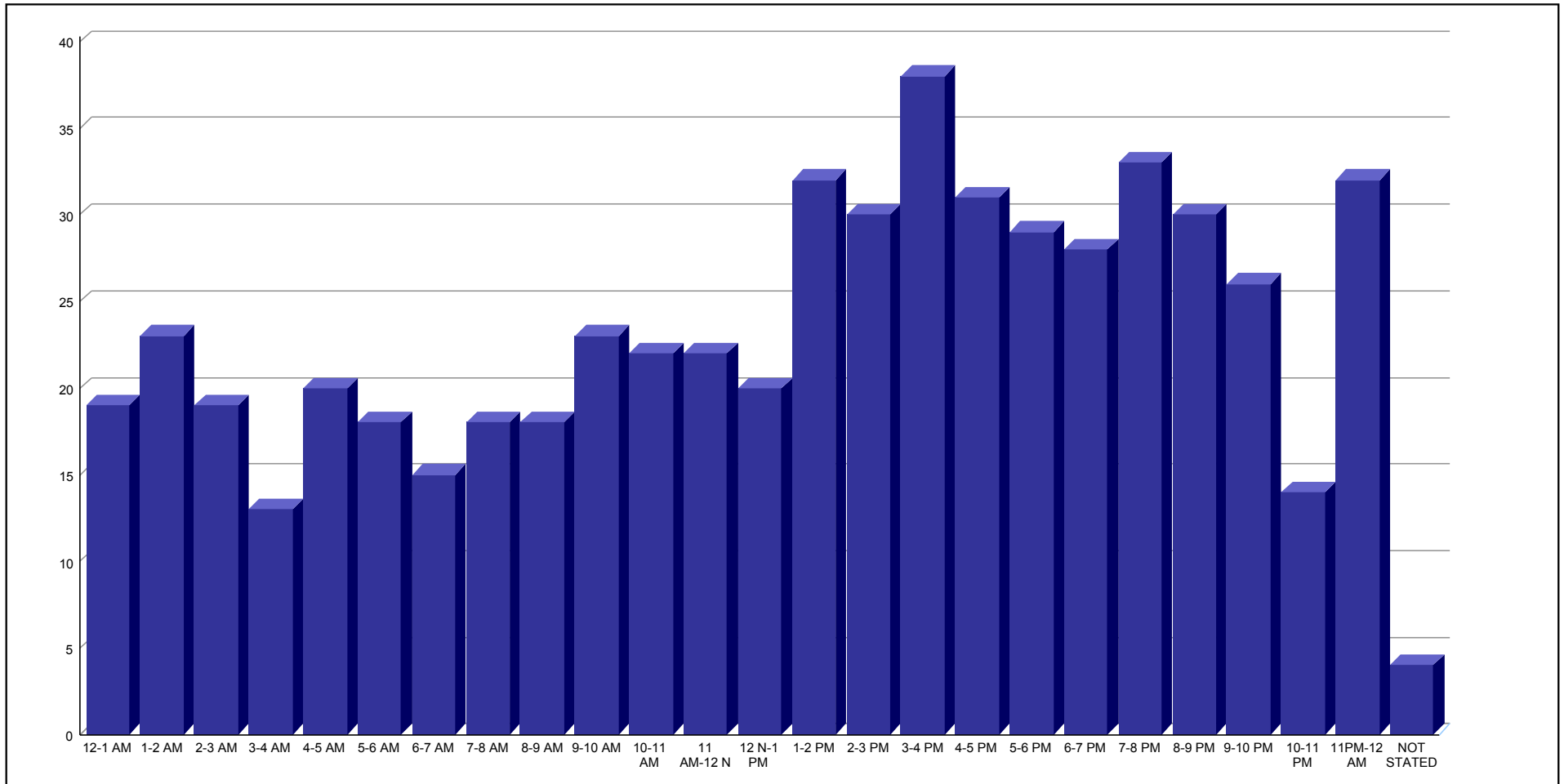
This report contains information that is protected from disclosure by federal law, 23 USC Section 409 and the Missouri Open records Law (Sunshine Act), Section 610.021 RSMo. Please review MoDOT's policy and procedure manual on the Sunshine Act before releasing any of the information contained herein.



Missouri Department of Transportation
Transportation Planning
Fatal Crashes by Time of Day for 2009
577 Fatal Crashes

Date: Aug 4, 2010
 Time: 1:01:04 PM

12-1 AM	1-2 AM	2-3 AM	3-4 AM	4-5 AM	5-6 AM	6-7 AM	7-8 AM	8-9 AM	9-10 AM	10-11 AM	11 AM-12 N	12 N-1 PM	1-2 PM	2-3 PM	3-4 PM	4-5 PM	5-6 PM	6-7 PM	7-8 PM	8-9 PM	9-10 PM	10-11 PM	11PM-12 AM	NOT STATED
19	23	19	13	20	18	15	18	18	23	22	22	20	32	30	38	31	29	28	33	30	26	14	32	4



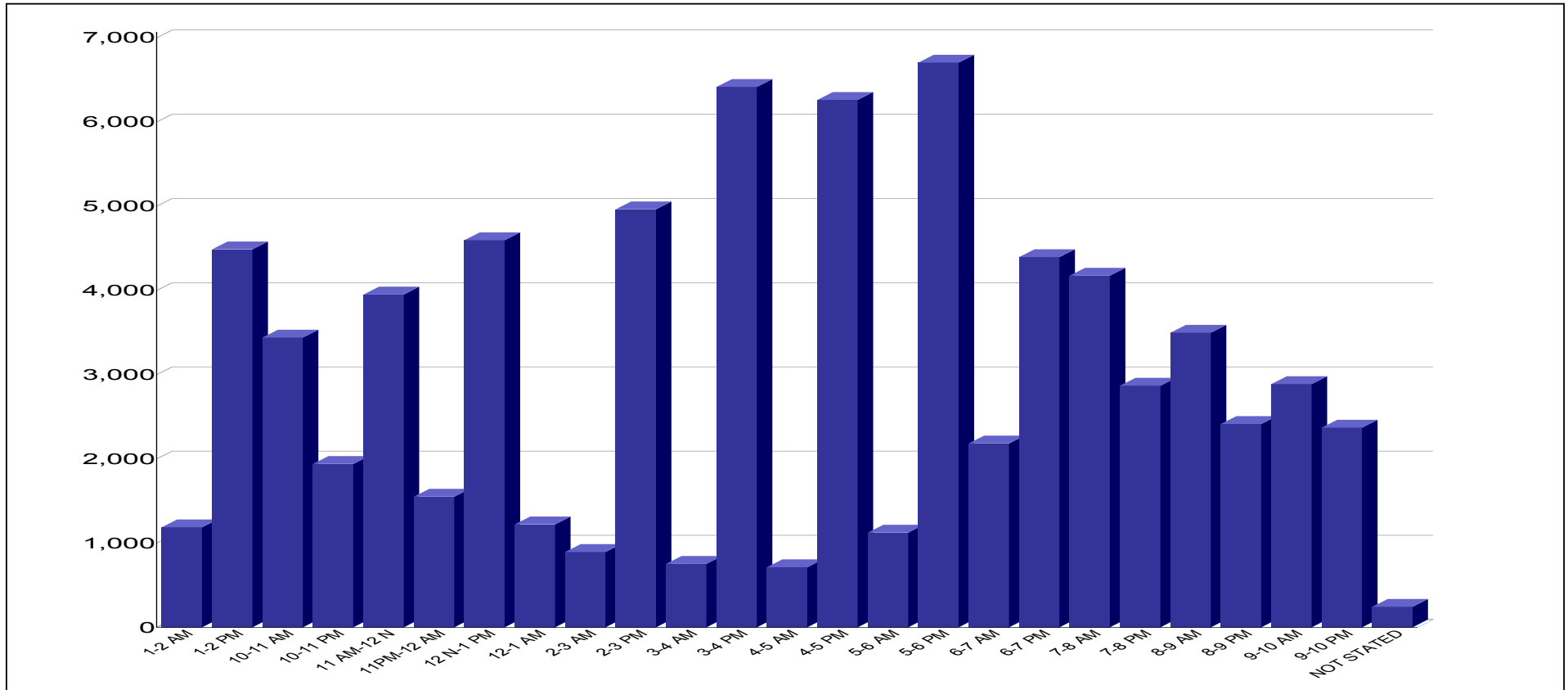
This report contains information that is protected from disclosure by federal law, 23 USC Section 409 and the Missouri Open records Law (Sunshine Act), Section 610.021 RSMo. Please review MoDOT's policy and procedure manual on the Sunshine Act before releasing any of the information contained herein.



Missouri Department of Transportation
 Transportation Planning
 Total Crashes by Time of Day for 2009
 75,264 Total Crashes

Date: Aug 4, 2010
 Time: 1:04:09 PM

12-1 AM	1-2 AM	2-3 AM	3-4 AM	4-5 AM	5-6 AM	6-7 AM	7-8 AM	8-9 AM	9-10 AM	10-11 AM	11 AM-12 N	12 N-1 PM	1-2 PM	2-3 PM	3-4 PM	4-5 PM	5-6 PM	6-7 PM	7-8 PM	8-9 PM	9-10 PM	10-11 PM	11PM-12 AM	NOT STATED
1,223	1,188	895	754	714	1,125	2,184	4,176	3,499	2,889	3,441	3,952	4,597	4,488	4,964	6,417	6,263	6,706	4,396	2,870	2,415	2,372	1,940	1,552	244



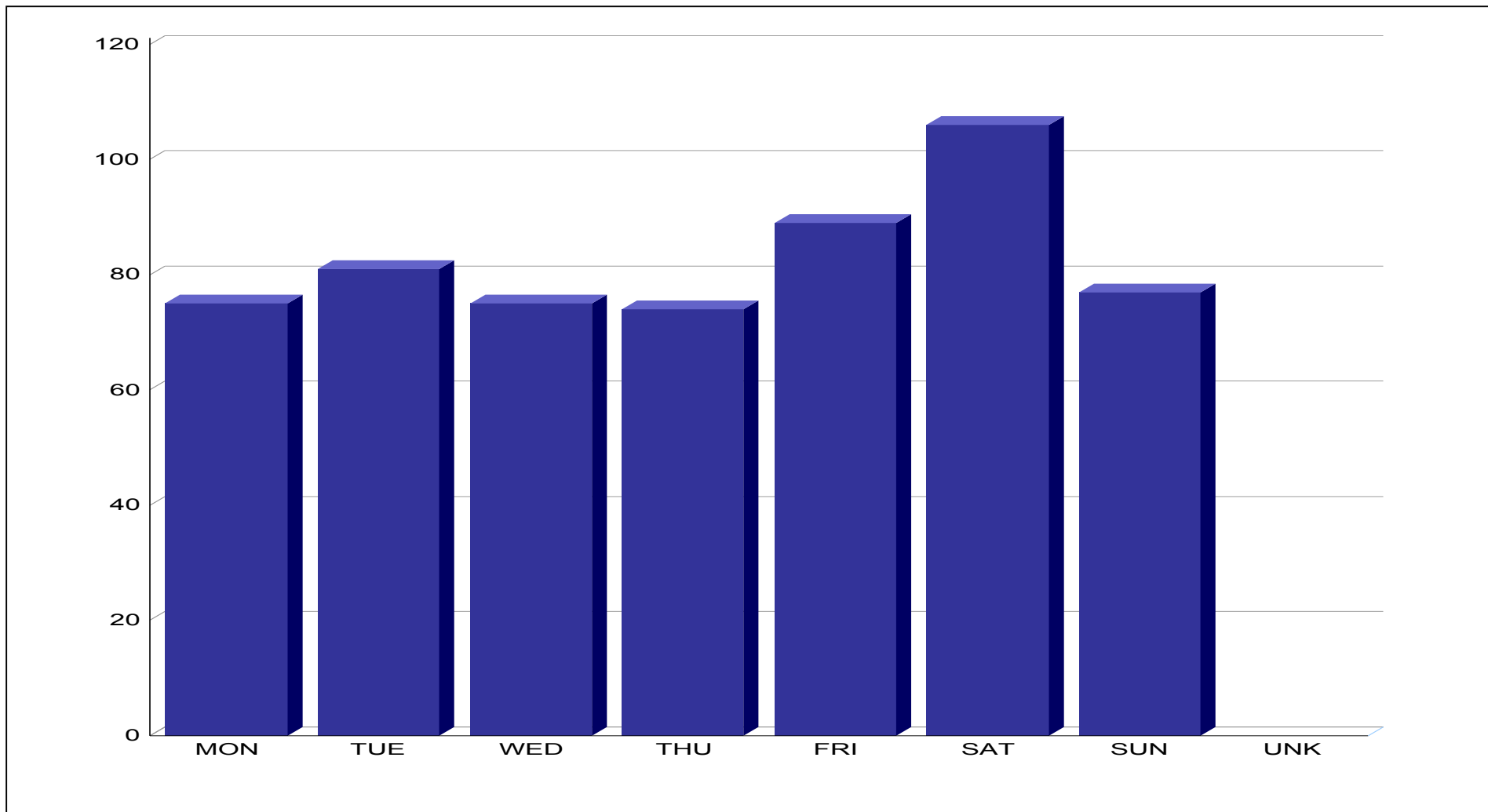
This report contains information that is protected from disclosure by federal law, 23 USC Section 409 and the Missouri Open records Law (Sunshine Act), Section 610.021 RSMo. Please review MoDOT's policy and procedure manual on the Sunshine Act before releasing any of the information contained herein.



Missouri Department of Transportation
Transportation Planning
Fatal Crashes by Day of Week for 2009
577 Fatal Crashes

Date: Aug 4, 2010
Time: 12:59:30 PM

MON	TUE	WED	THU	FRI	SAT	SUN	UNK
75	81	75	74	89	106	77	0

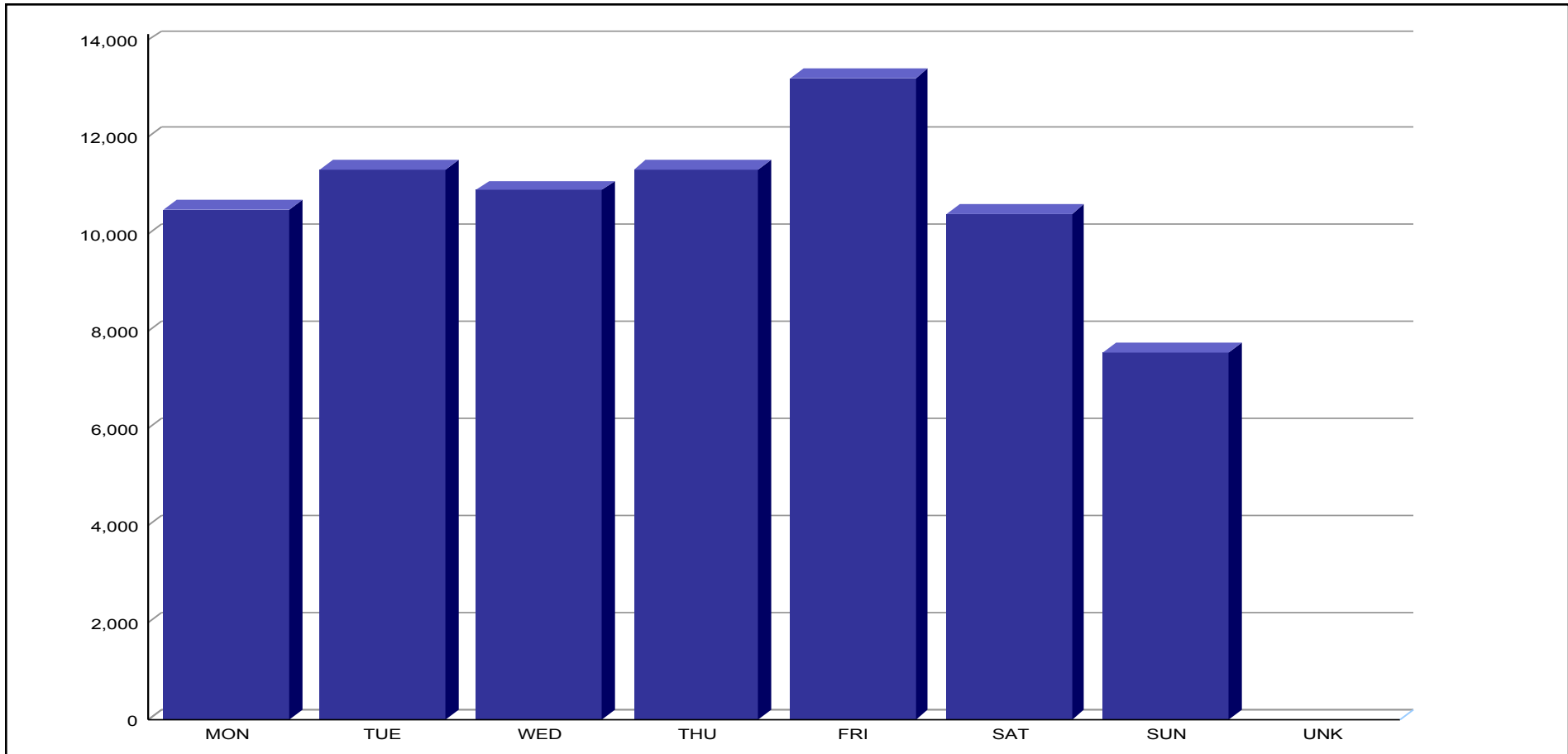




Missouri Department of Transportation
Transportation Planning
Total Crashes by Day of Week for 2009
75,264 Total Crashes

Date: Aug 4, 2010
Time: 1:02:31 PM

MON	TUE	WED	THU	FRI	SAT	SUN	UNK
10,502	11,329	10,907	11,328	13,221	10,414	7,563	0



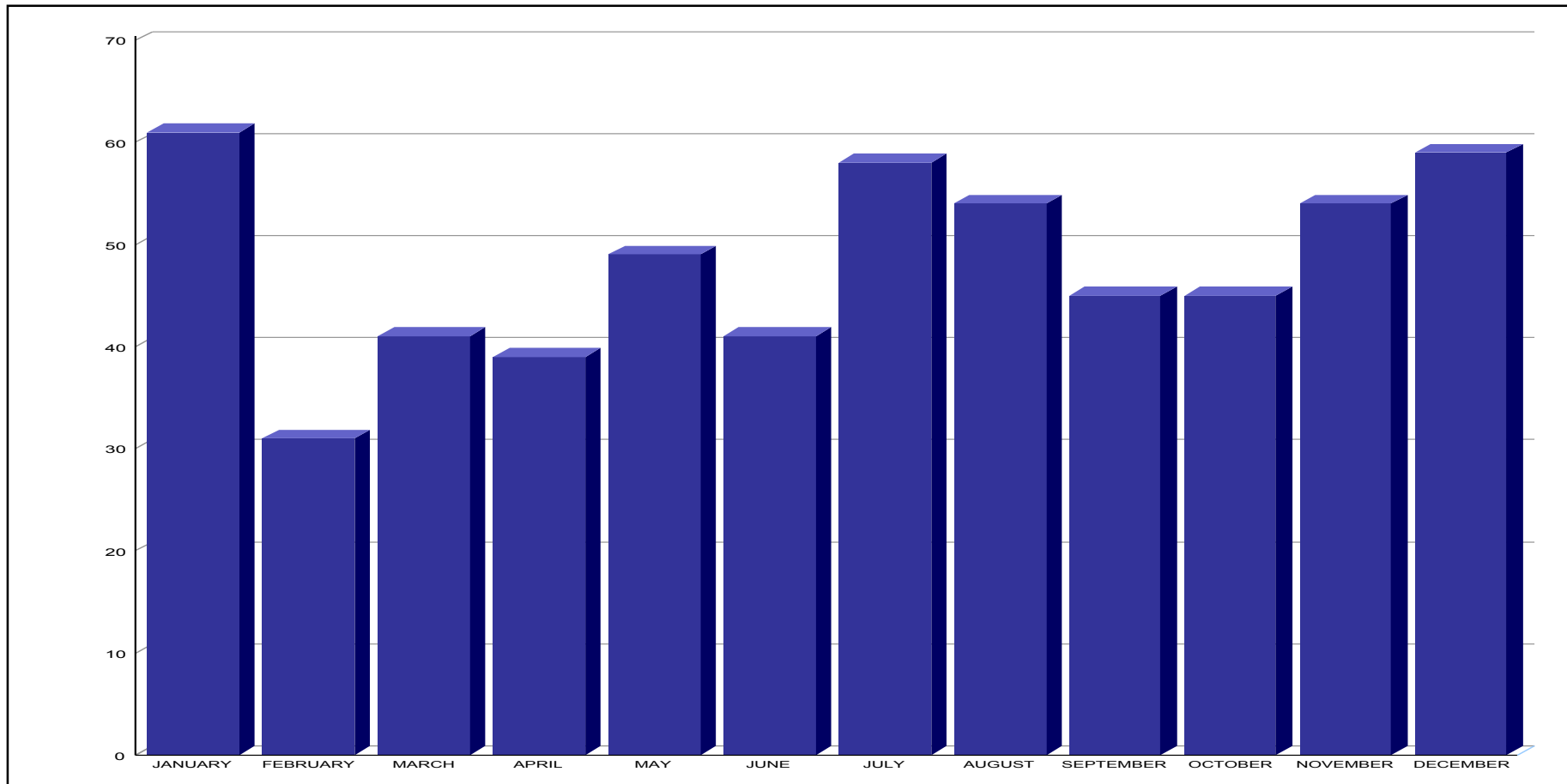
This report contains information that is protected from disclosure by federal law, 23 USC Section 409 and the Missouri Open records Law (Sunshine Act), Section 610.021 RSMo. Please review MoDOT's policy and procedure manual on the Sunshine Act before releasing any of the information contained herein.



Missouri Department of Transportation
Transportation Planning
Fatal Crashes by Month For 2009
577 Fatal Crashes

Date: Aug 4, 2010
Time: 1:00:20 PM

JANUARY	FEBRUARY	MARCH	APRIL	MAY	JUNE	JULY	AUGUST	SEPTEMBER	OCTOBER	NOVEMBER	DECEMBER
61	31	41	39	49	41	58	54	45	45	54	59

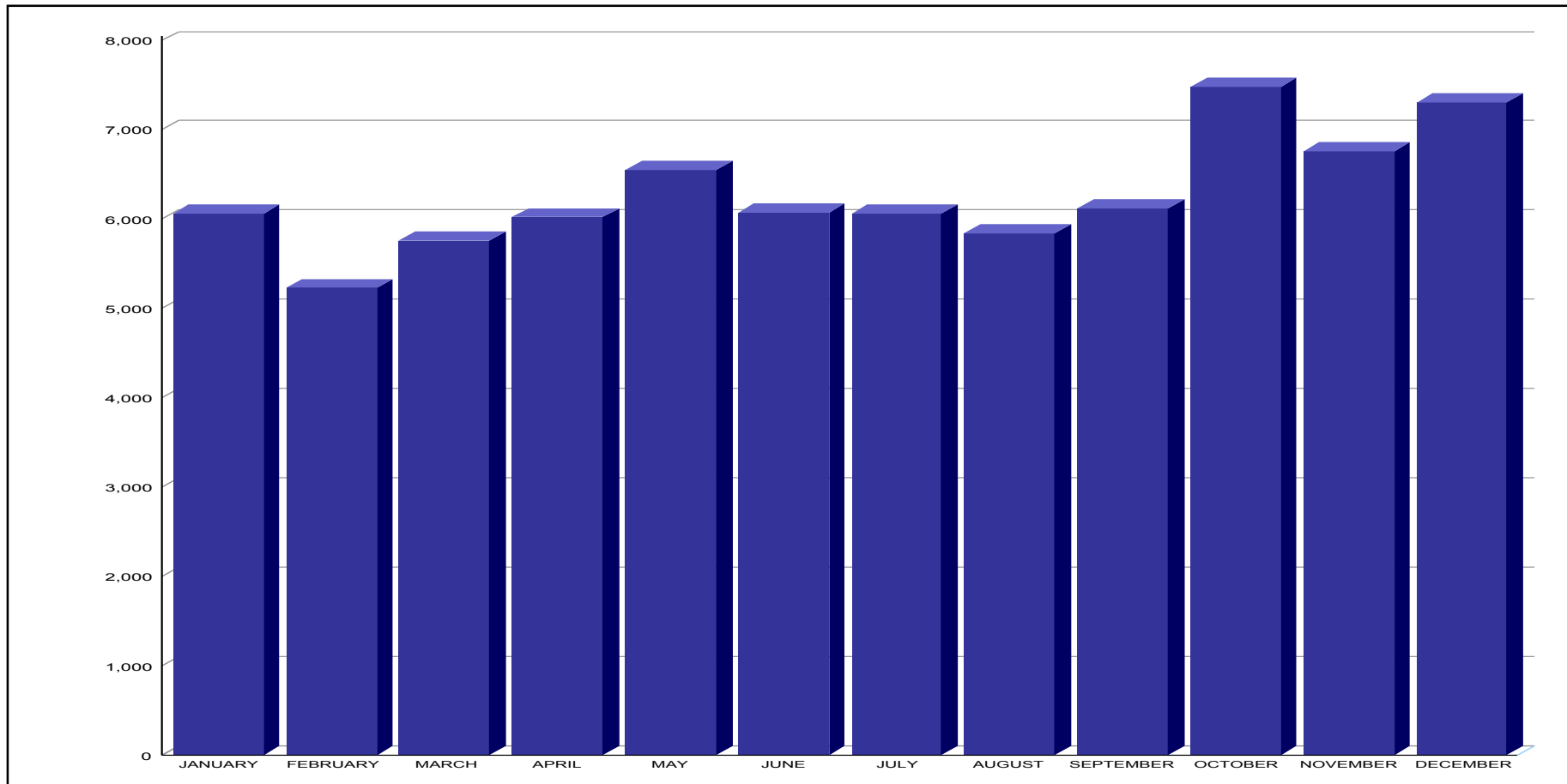




Missouri Department of Transportation
Transportation Planning
Total Crashes by Month For 2009
75,264 Total Crashes

Date: Aug 4, 2010
Time: 1:03:26 PM

JANUARY	FEBRUARY	MARCH	APRIL	MAY	JUNE	JULY	AUGUST	SEPTEMBER	OCTOBER	NOVEMBER	DECEMBER
6059	5230	5762	6021	6548	6070	6062	5844	6121	7477	6762	7308



Chapter 1-H : CRASHES BY WEATHER CONDITION

This section identifies the weather condition in which crashes occur. Most crashes occur under ideal weather conditions.



Missouri Department of Transportation
Transportation Planning
Crashes by Weather Condition for 2009

Date: Aug 4, 2010
Time: 1:05:29 PM

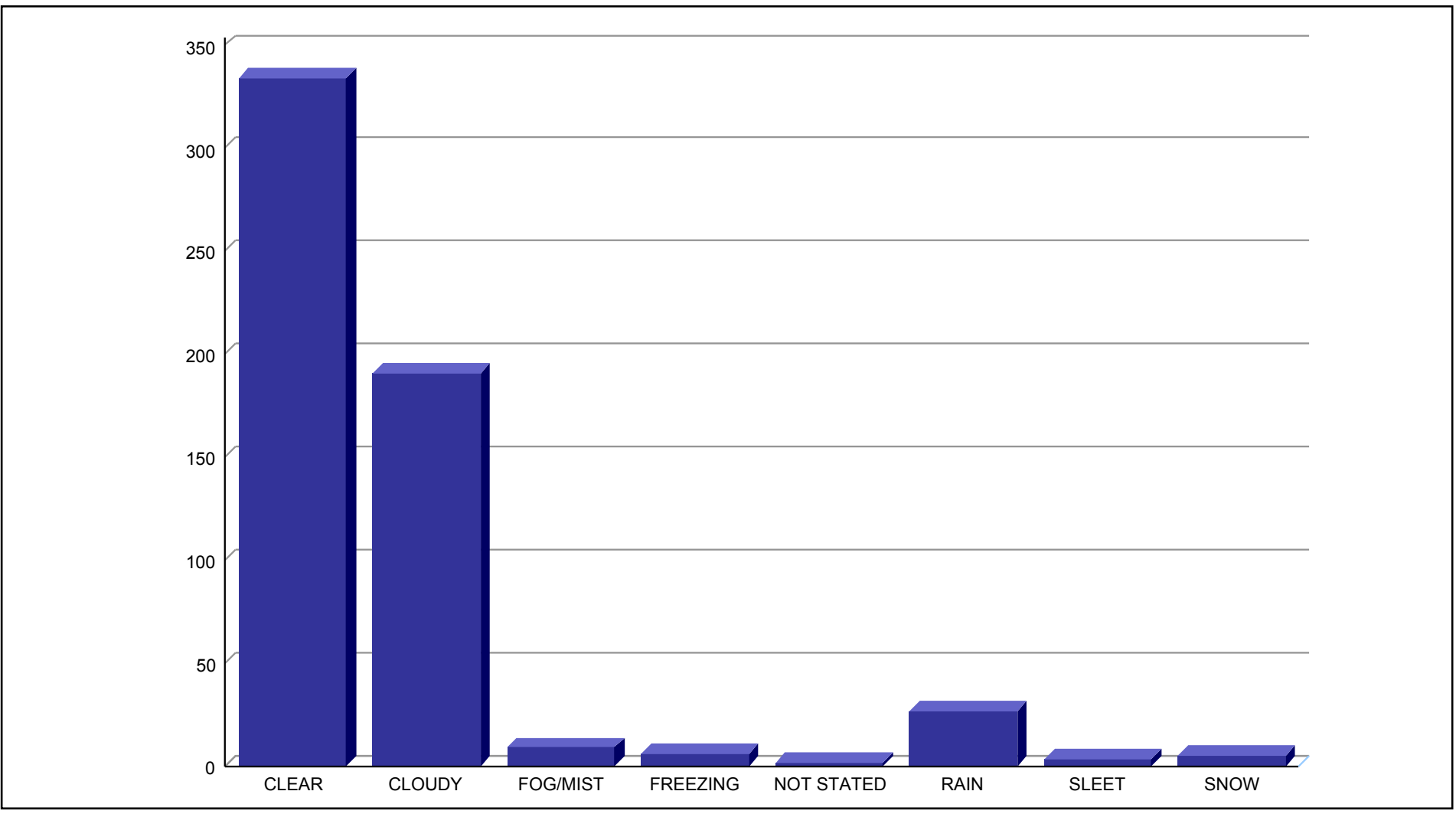
Weather Condition	Fatal Crashes	Total Fatalities	Injury Crashes	Total Injuries	PDO Crashes	Total Crashes
CLEAR	334	377	11,383	17,008	29,653	41,370
CLOUDY	191	216	6,178	9,106	15,504	21,873
FOG/MIST	9	9	129	199	300	438
FREEZING	6	6	114	176	322	442
NOT STATED	2	2	87	115	1,373	1,462
RAIN	27	31	1,759	2,534	5,317	7,103
SLEET	3	3	80	117	284	367
SNOW	5	8	448	667	1,756	2,209
Totals	577	652	20,178	29,922	54,509	75,264



Missouri Department of Transportation
Transportation Planning
Fatal Crashes by Weather Condition for 2009
577 Fatal Crashes

Date: Aug 4, 2010
Time: 1:06:20 PM

CLEAR	CLOUDY	FOG/MIST	FREEZING	NOT STATED	RAIN	SLEET	SNOW
334	191	9	6	2	27	3	5



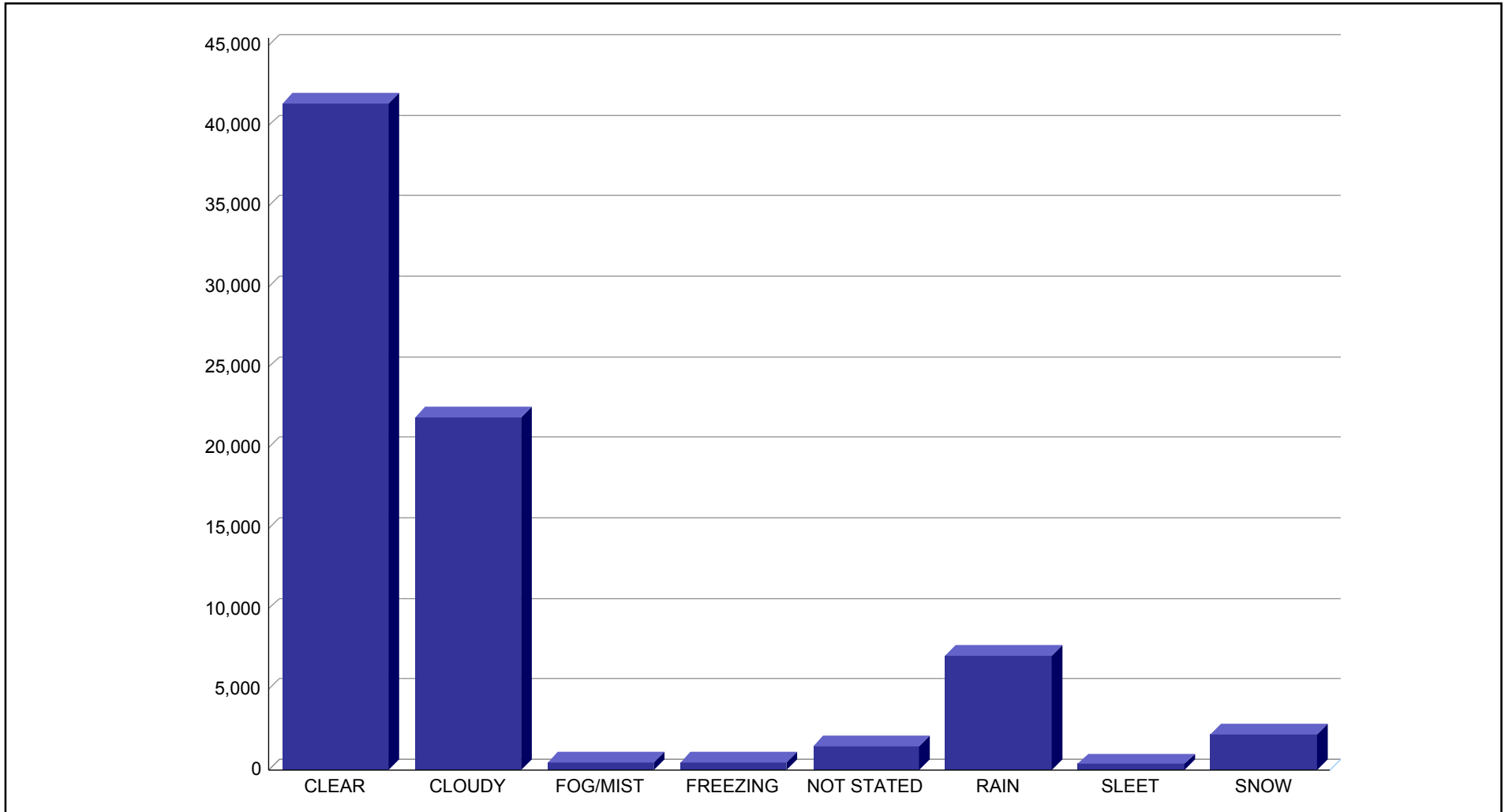
This report contains information that is protected from disclosure by federal law, 23 USC Section 409 and the Missouri Open records Law (Sunshine Act), Section 610.021 RSMo. Please review MoDOT's policy and procedure manual on the Sunshine Act before releasing any of the information contained herein.



Missouri Department of Transportation
Transportation Planning
Total Crashes by Weather Condition for 2009
75,264 Total Crashes

Date: Aug 10, 2010
Time: 12:41:16 PM

CLEAR	CLOUDY	FOG/MIST	FREEZING	NOT STATED	RAIN	SLEET	SNOW
41,370	21,873	438	442	1,462	7,103	367	2,209



This report contains information that is protected from disclosure by federal law, 23 USC Section 409 and the Missouri Open records Law (Sunshine Act), Section 610.021 RSMo. Please review MoDOT's policy and procedure manual on the Sunshine Act before releasing any of the information contained herein.

Chapter 1-I : CRASHES BY VEHICLE TYPE

This section reviews the types of vehicles involved in crashes. The totals shown represent all vehicles as a separate crash; therefore, vehicle totals will not agree with the crash totals.



**Missouri Department of Transportation
Transportation Planning
Crashes by Vehicle Type for 2009**

Date: Aug 10, 2010
Time: 10:50:21 AM

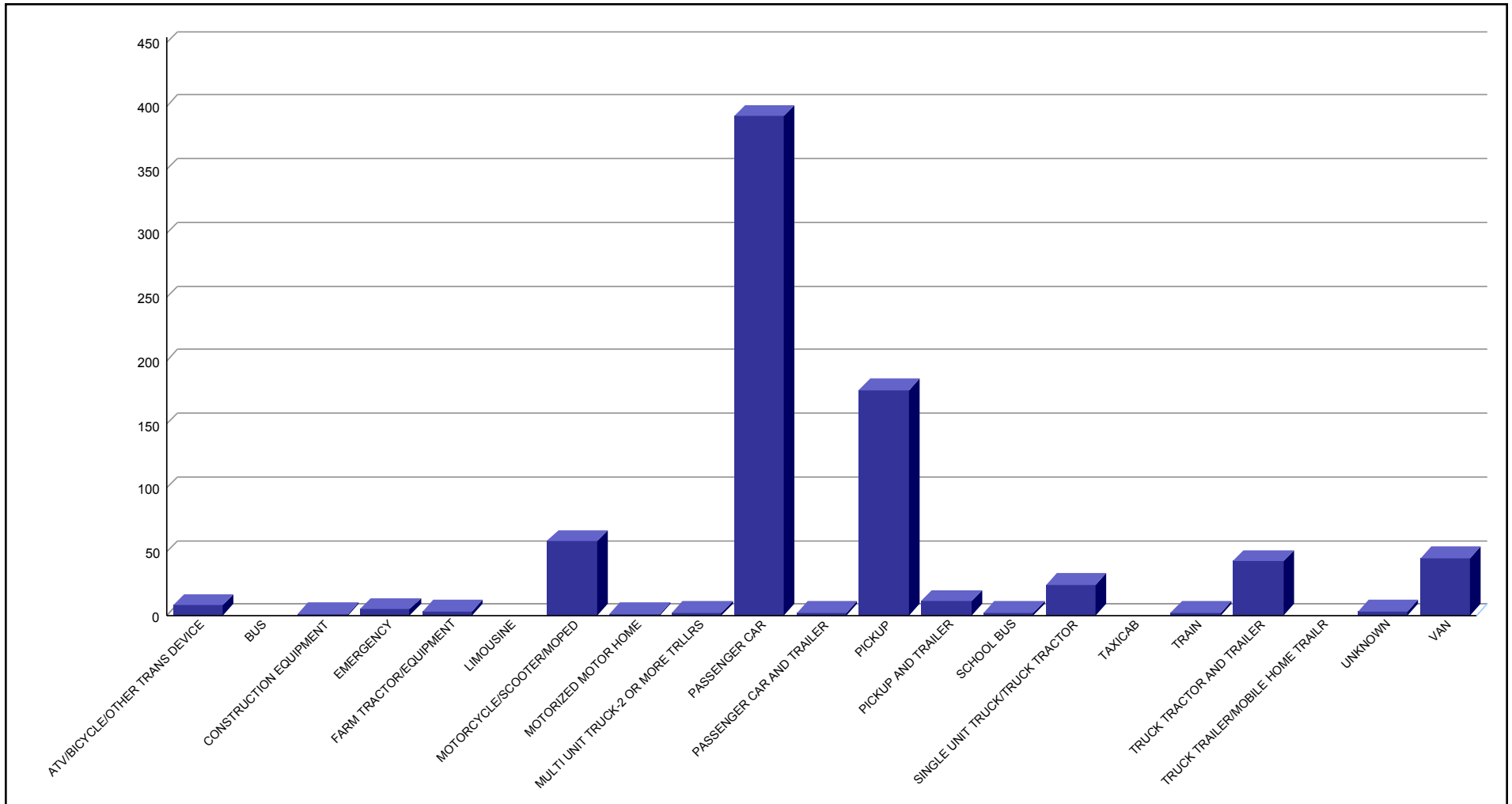
Vehicle Type	Fatal Crashes	Fatalities Involved	Injury Crashes	Injuries Involved	PDO Crashes	Total Crashes
ATV/BICYCLE/OTHER TRANS DEVICE	8	8	196	244	268	472
BUS	0	0	23	40	104	127
CONSTRUCTION EQUIPMENT	1	1	10	15	48	59
EMERGENCY	5	7	147	233	636	788
FARM TRACTOR/EQUIPMENT	3	3	33	47	76	112
LIMOUSINE	0	0	5	6	24	29
MOTORCYCLE/SCOOTER/MOPED	58	59	1,108	1,342	276	1,442
MOTORIZED MOTOR HOME	1	1	19	38	86	106
MULTI UNIT TRUCK-2 OR MORE TRLLRS	2	2	33	50	124	159
PASSENGER CAR	392	453	16,238	24,685	45,039	61,669
PASSENGER CAR AND TRAILER	2	2	41	80	163	206
PICKUP	177	201	5,234	8,007	14,386	19,797
PICKUP AND TRAILER	11	14	258	415	953	1,222
SCHOOL BUS	2	2	54	133	150	206
SINGLE UNIT TRUCK/TRUCK TRACTOR	24	26	457	653	1,588	2,069
TAXICAB	0	0	0	0	0	0
TRAIN	2	3	1	2	4	7
TRUCK TRACTOR AND TRAILER	42	45	725	1,072	2,931	3,698
TRUCK TRAILER/MOBILE HOME TRAILR	0	0	0	0	0	0
UNKNOWN	3	3	76	111	480	559
VAN	45	53	2,272	3,865	5,961	8,278
Totals	778	883	26,930	41,038	73,297	101,005

This report contains information that is protected from disclosure by federal law, 23 USC Section 409 and the Missouri Open records Law (Sunshine Act), Section 610.021 RSMo. Please review MoDOT's policy and procedure manual on the Sunshine Act before releasing any of the information contained herein.



Missouri Department of Transportation
Transportation Planning
Fatal Crashes by Vehicle Type for Year 2009
778 Vehicles in Fatal Crashes

Date: Aug 4, 2010
Time: 1:09:26 PM

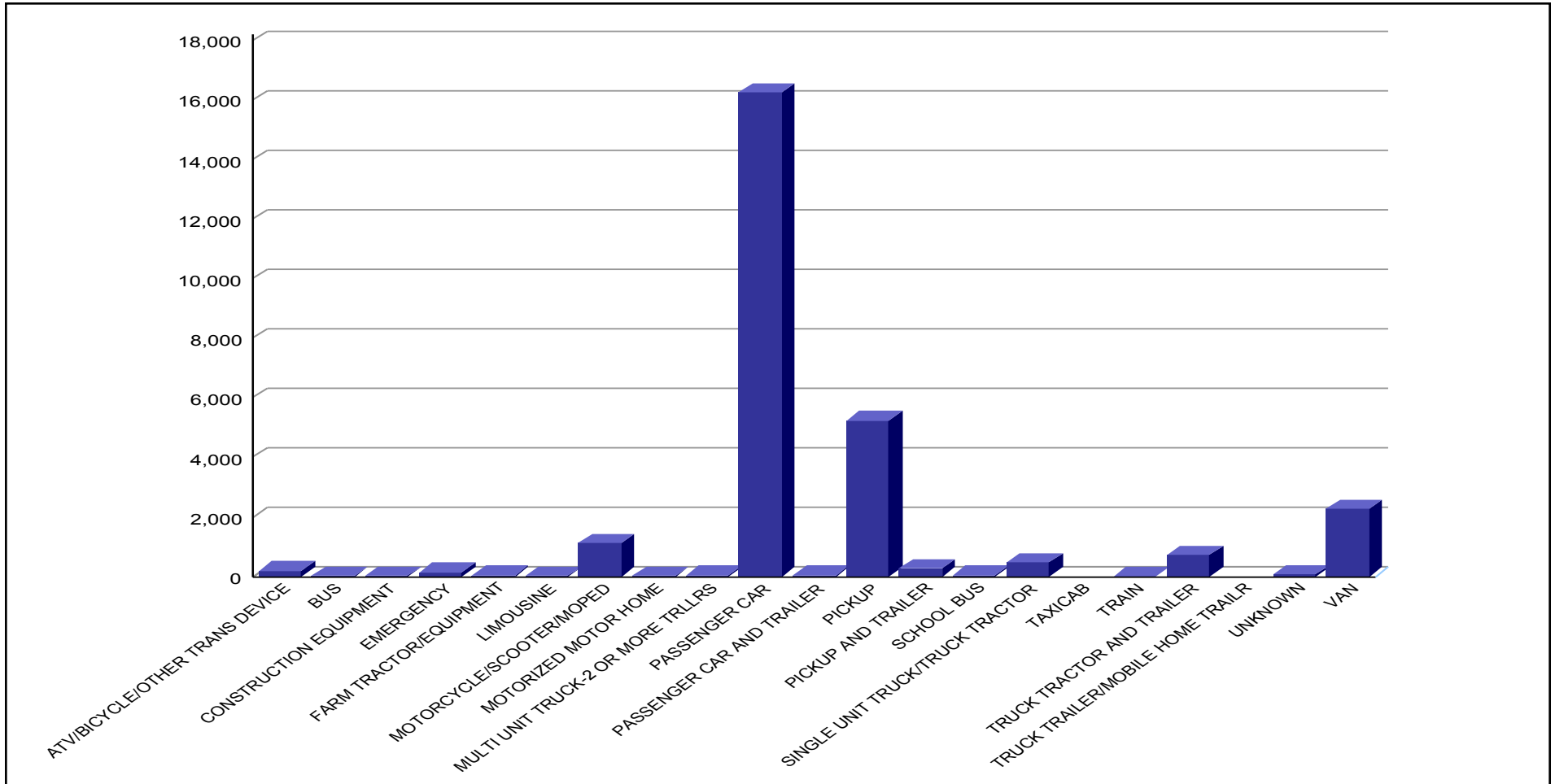


This report contains information that is protected from disclosure by federal law, 23 USC Section 409 and the Missouri Open records Law (Sunshine Act), Section 610.021 RSMo. Please review MoDOT's policy and procedure manual on the Sunshine Act before releasing any of the information contained herein.



Missouri Department of Transportation
Transportation Planning
Injury Crashes by Vehicle Type For 2009
26,930 Vehicles in Injury Crashes

Date: Aug 4, 2010
Time: 1:10:20 PM

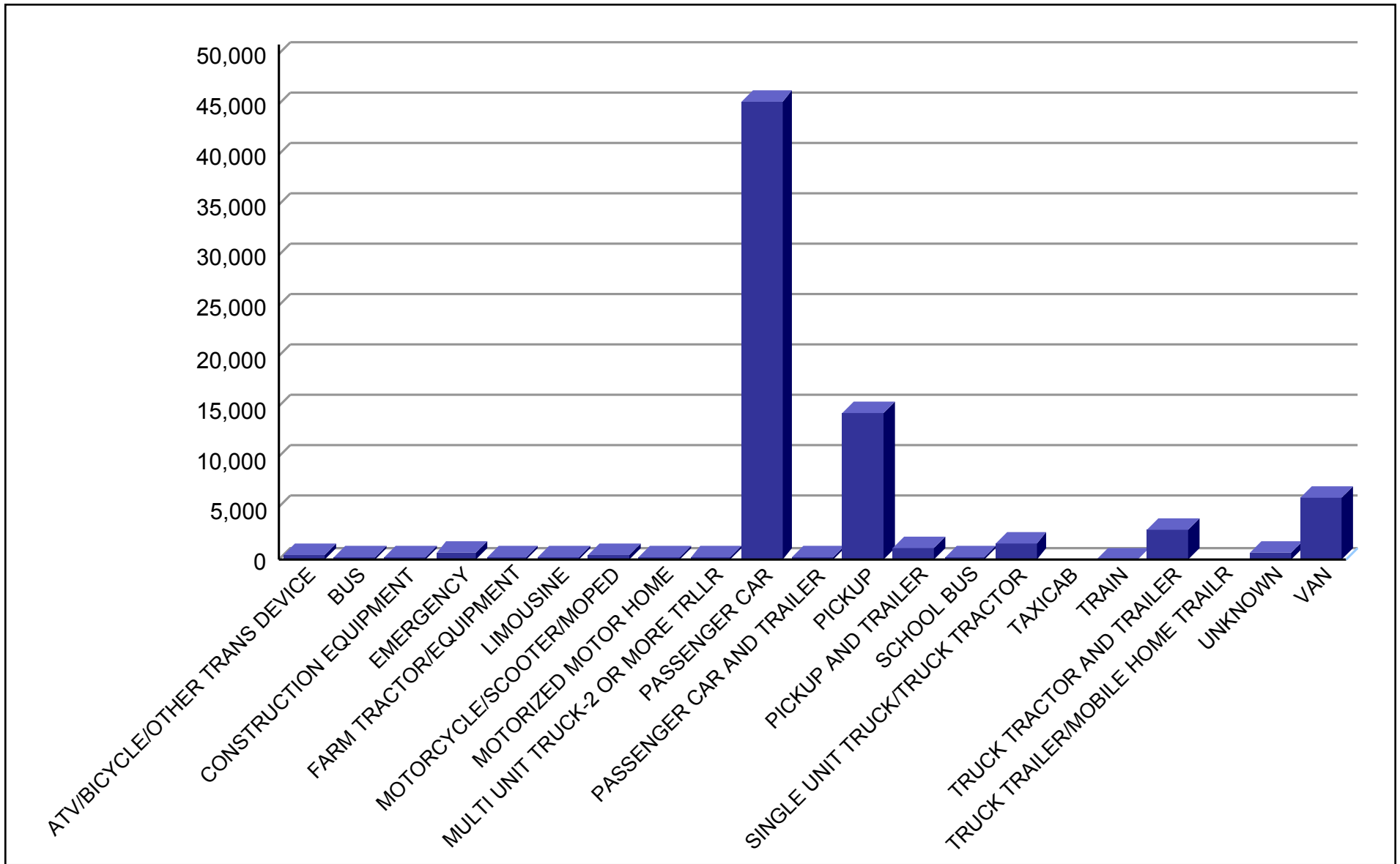


This report contains information that is protected from disclosure by federal law, 23 USC Section 409 and the Missouri Open records Law (Sunshine Act), Section 610.021 RSMo. Please review MoDOT's policy and procedure manual on the Sunshine Act before releasing any of the information contained herein.



Missouri Department of Transportation
Transportation Planning
PDO Crashes by Vehicle Type for 2009
73,297 Vehicles in PDO Crashes

Date: Aug 4, 2010
Time: 1:11:19 PM

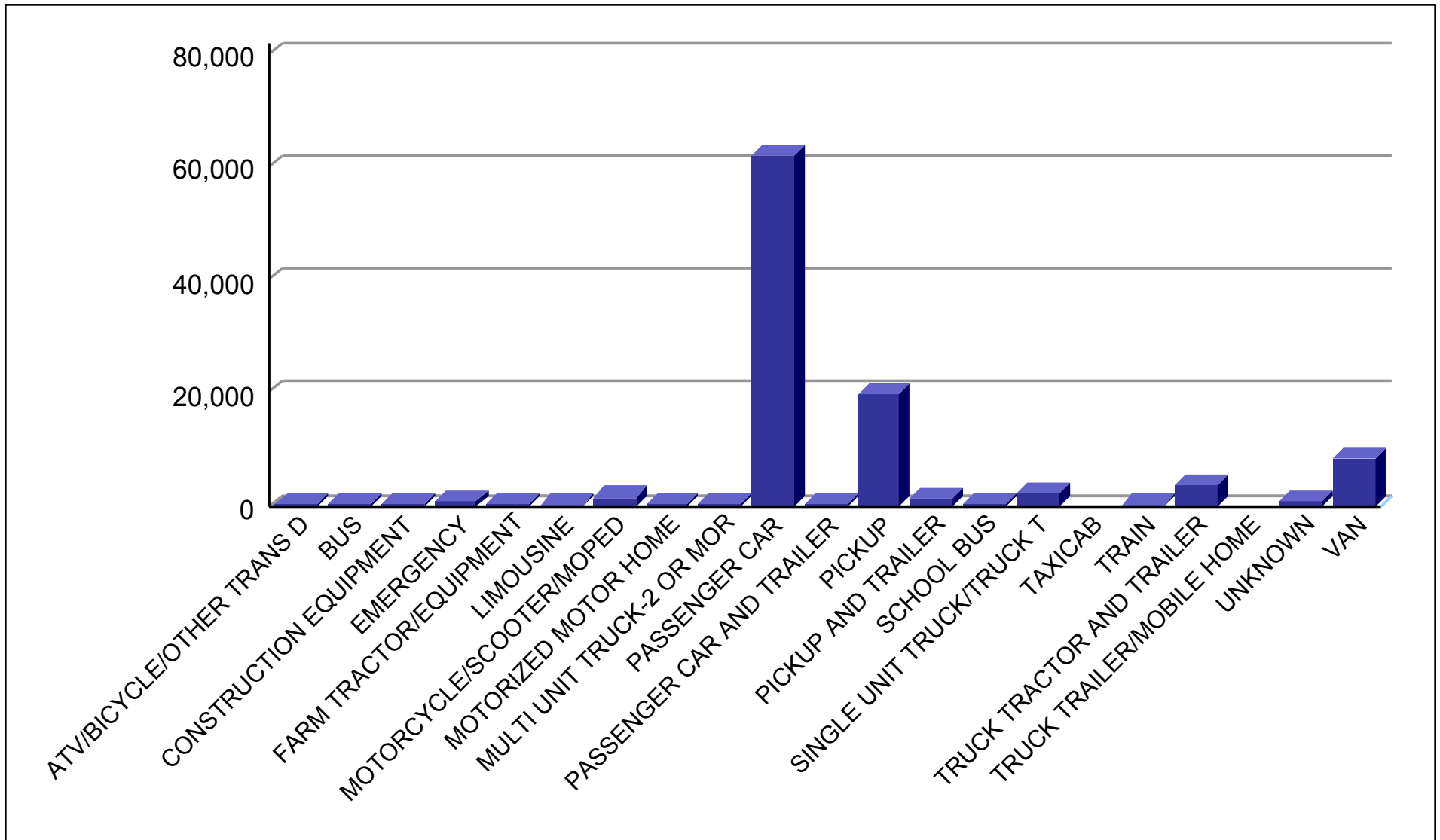


This report contains information that is protected from disclosure by federal law, 23 USC Section 409 and the Missouri Open records Law (Sunshine Act), Section 610.021 RSMo. Please review MoDOT's policy and procedure manual on the Sunshine Act before releasing any of the information contained herein.



Missouri Department of Transportation
Transportation Planning
Total Crashes by Vehicle Type for 2009
101,005 Vehicles in Total Crashes

Date: Aug 4, 2010
Time: 1:12:19 PM



This report contains information that is protected from disclosure by federal law, 23 USC Section 409 and the Missouri Open records Law (Sunshine Act), Section 610.021 RSMo. Please review MoDOT's policy and procedure manual on the Sunshine Act before releasing any of the information contained herein.

Chapter 1-J : CRASHES BY LIGHT CONDITION

This section reviews the total reported crashes to determine whether they occurred during dark hours or daylight hours.



Missouri Department of Transportation
Transportation Planning
Crashes by Light Condition For 2009

Date: Aug 4, 2010
Time: 1:13:39 PM

Light Condition	Fatal Crashes	Total Fatalities	Injury Crashes	Total Injuries	PDO Crashes	Total Crashes
DARK - NO STREET LIGHTS	205	236	3,106	4,471	7,695	11,006
DARK W/ STREET LIGHTS OFF	5	6	103	139	312	420
DARK W/ STREET LIGHTS ON	47	54	2,371	3,501	6,604	9,022
DAYLIGHT	318	354	14,413	21,536	39,232	53,963
NOT STATED/UNKNOWN	2	2	185	275	666	853
Totals	577	652	20,178	29,922	54,509	75,264

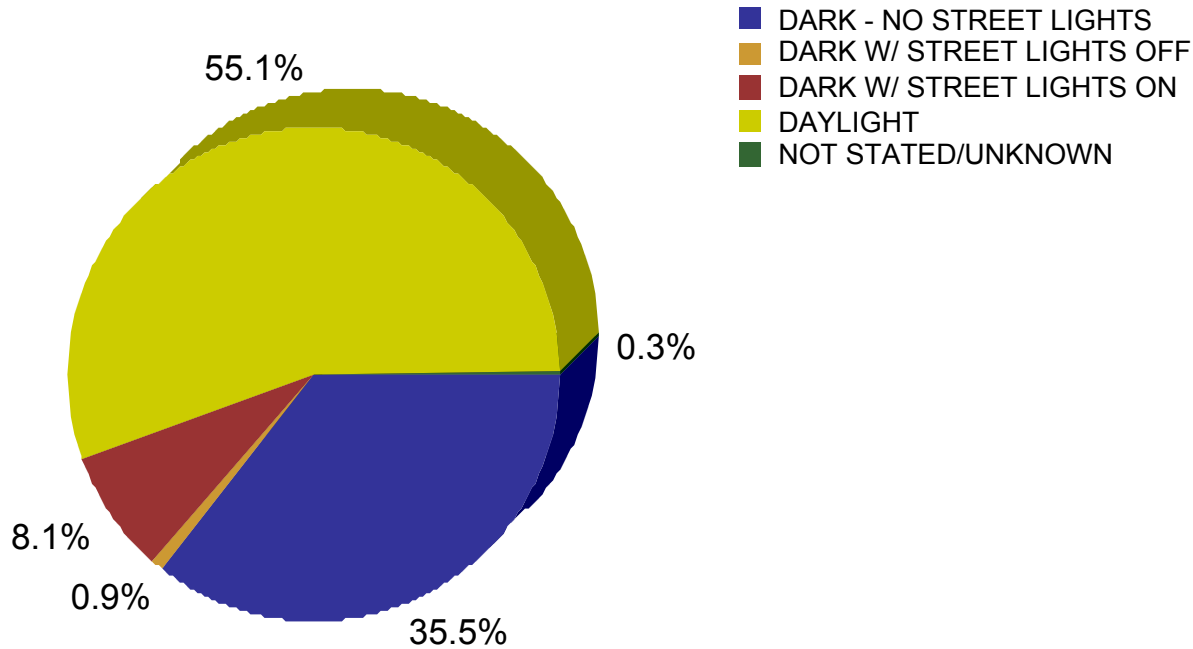
This report contains information that is protected from disclosure by federal law, 23 USC Section 409 and the Missouri Open records Law (Sunshine Act), Section 610.021 RSMo. Please review MoDOT's policy and procedure manual on the Sunshine Act before releasing any of the information contained herein.



Missouri Department of Transportation
Transportation Planning
Fatal Crashes by Light Condition for 2009
577 Fatal Crashes

Date: Aug 4, 2010
Time: 1:14:45 PM

Light Condition	Total Fatal Crashes
DARK - NO STREET LIGHTS	205
DARK W/ STREET LIGHTS OFF	5
DARK W/ STREET LIGHTS ON	47
DAYLIGHT	318
NOT STATED/UNKNOWN	2

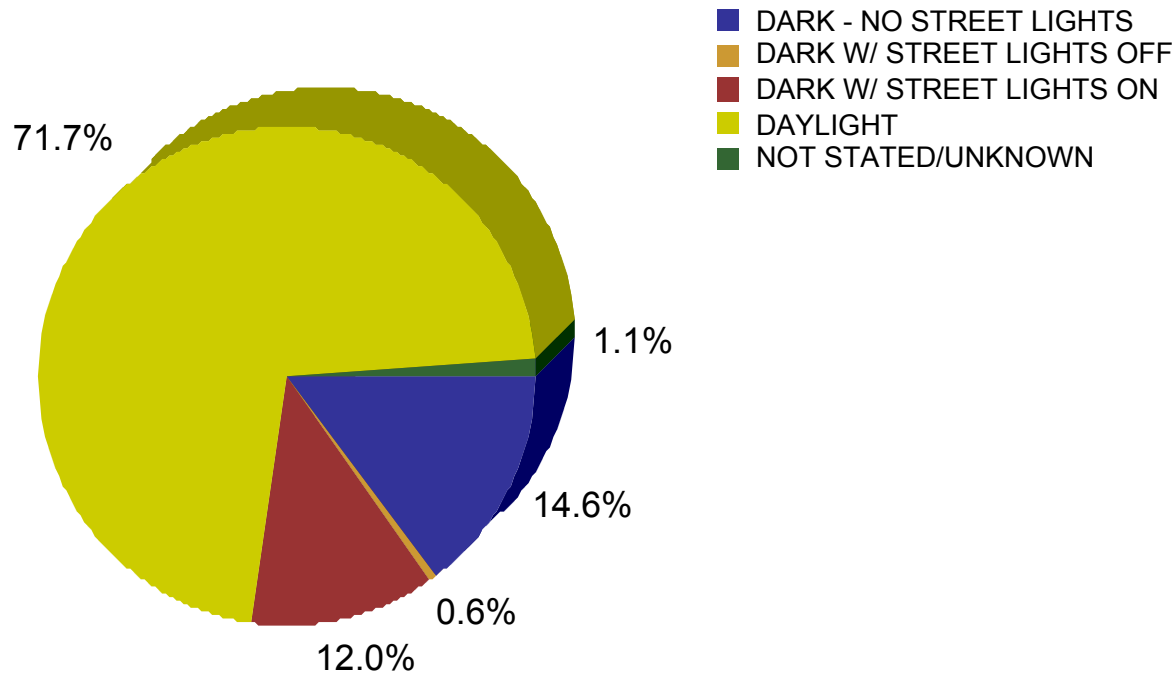




Missouri Department of Transportation
Transportation Planning
Crashes by Light Condition for 2009
75,264 Total Crashes

Date: Aug 4, 2010
Time: 1:15:39 PM

Light Condition	Total Crashes
DARK - NO STREET LIGHTS	11,006
DARK W/ STREET LIGHTS OFF	420
DARK W/ STREET LIGHTS ON	9,022
DAYLIGHT	53,963
NOT STATED/UNKNOWN	853



Chapter 1-K : CRASHES BY FIXED OBJECT STRUCK

This section examines fatal, injury and property damage only (PDO) crashes involving vehicle contact with a fixed object.



**Missouri Department of Transportation
Transportation Planning
Crashes by Fixed Object Struck For 2009**

Date: Aug 4, 2010
Time: 1:16:42 PM

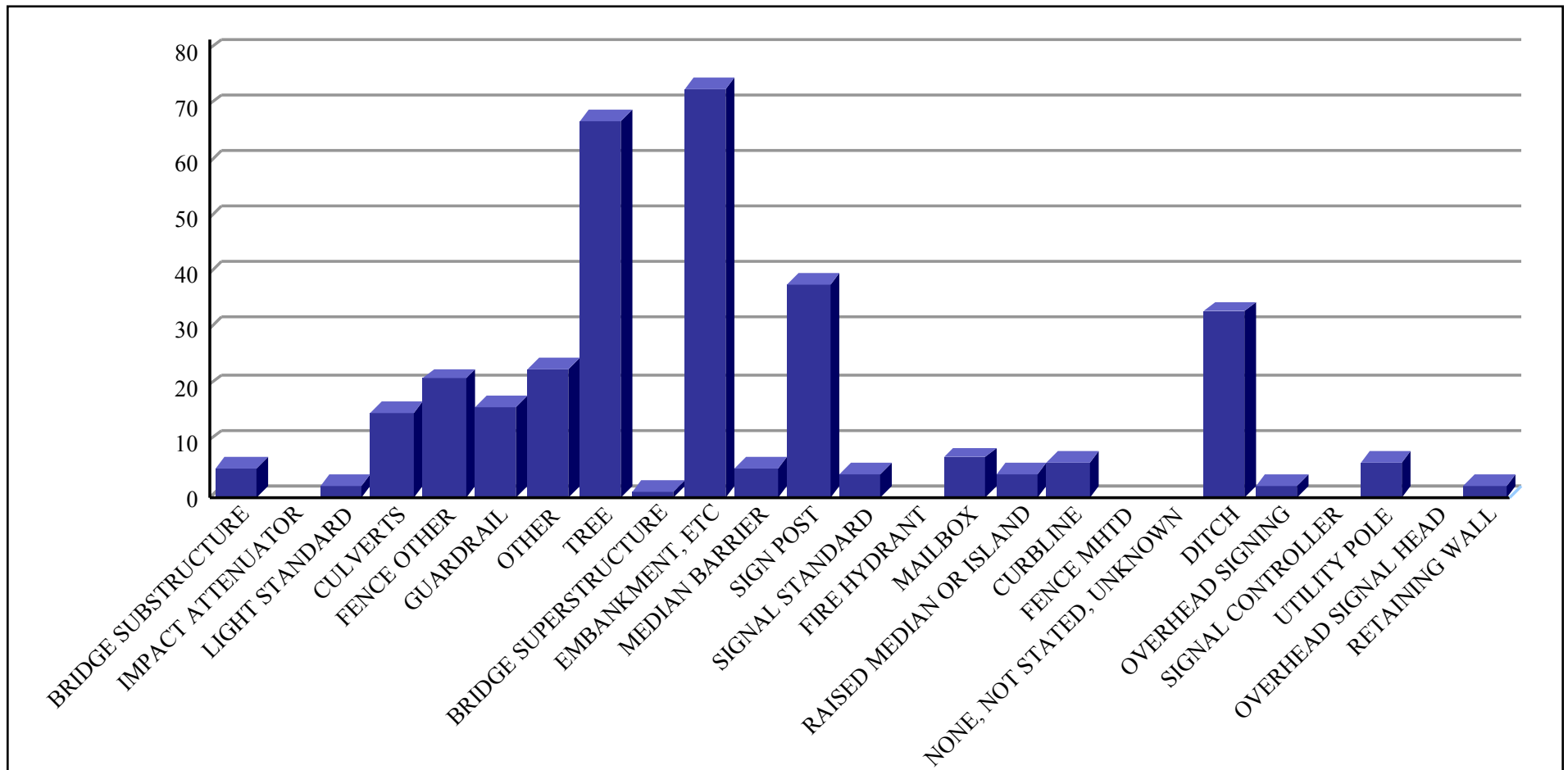
Fixed Object Struck	Fatal Crashes	Total Fatalities	Injury Crashes	Total Injuries	PDO Crashes	Total Crashes
BRIDGE SUBSTRUCTURE	5	5	69	89	110	184
BRIDGE SUPERSTRUCTURE	1	2	11	13	12	24
CULVERTS	15	17	317	397	307	639
CURBLINE	6	6	144	192	409	559
DITCH	33	36	940	1,216	1,446	2,419
EMBANKMENT, ETC	73	81	1,543	2,002	1,628	3,244
FENCE MHTD	0	0	0	0	0	0
FENCE OTHER	21	21	481	601	987	1,489
FIRE HYDRANT	0	0	5	5	19	24
GUARDRAIL	16	17	628	817	1,411	2,055
IMPACT ATTENUATOR	0	0	21	24	41	62
LIGHT STANDARD	2	2	66	78	152	220
MAILBOX	7	7	168	199	300	475
MEDIAN BARRIER	5	8	304	405	1,599	1,908
NONE, NOT STATED, UNKNOWN	0	0	0	0	0	0
OTHER	23	26	361	479	786	1,170
OVERHEAD SIGNAL HEAD	0	0	0	0	0	0
OVERHEAD SIGNING	2	2	4	4	20	26
RAISED MEDIAN OR ISLAND	4	4	626	829	1,148	1,778
RETAINING WALL	2	2	54	69	94	150
SIGN POST	38	41	542	656	1,512	2,092
SIGNAL CONTROLLER	0	0	0	0	0	0
SIGNAL STANDARD	4	4	50	59	84	138
TREE	67	70	882	1,131	893	1,842
UTILITY POLE	6	6	303	373	382	691
Totals	330	357	7,519	9,638	13,340	21,189

This report contains information that is protected from disclosure by federal law, 23 USC Section 409 and the Missouri Open records Law (Sunshine Act), Section 610.021 RSMo. Please review MoDOT's policy and procedure manual on the Sunshine Act before releasing any of the information contained herein.



Missouri Department of Transportation
Transportation Planning
Fatal Crashes by Fixed Object Struck for 2009
330 Fatal Crashes

Date: Aug 4, 2010
Time: 1:17:40 PM

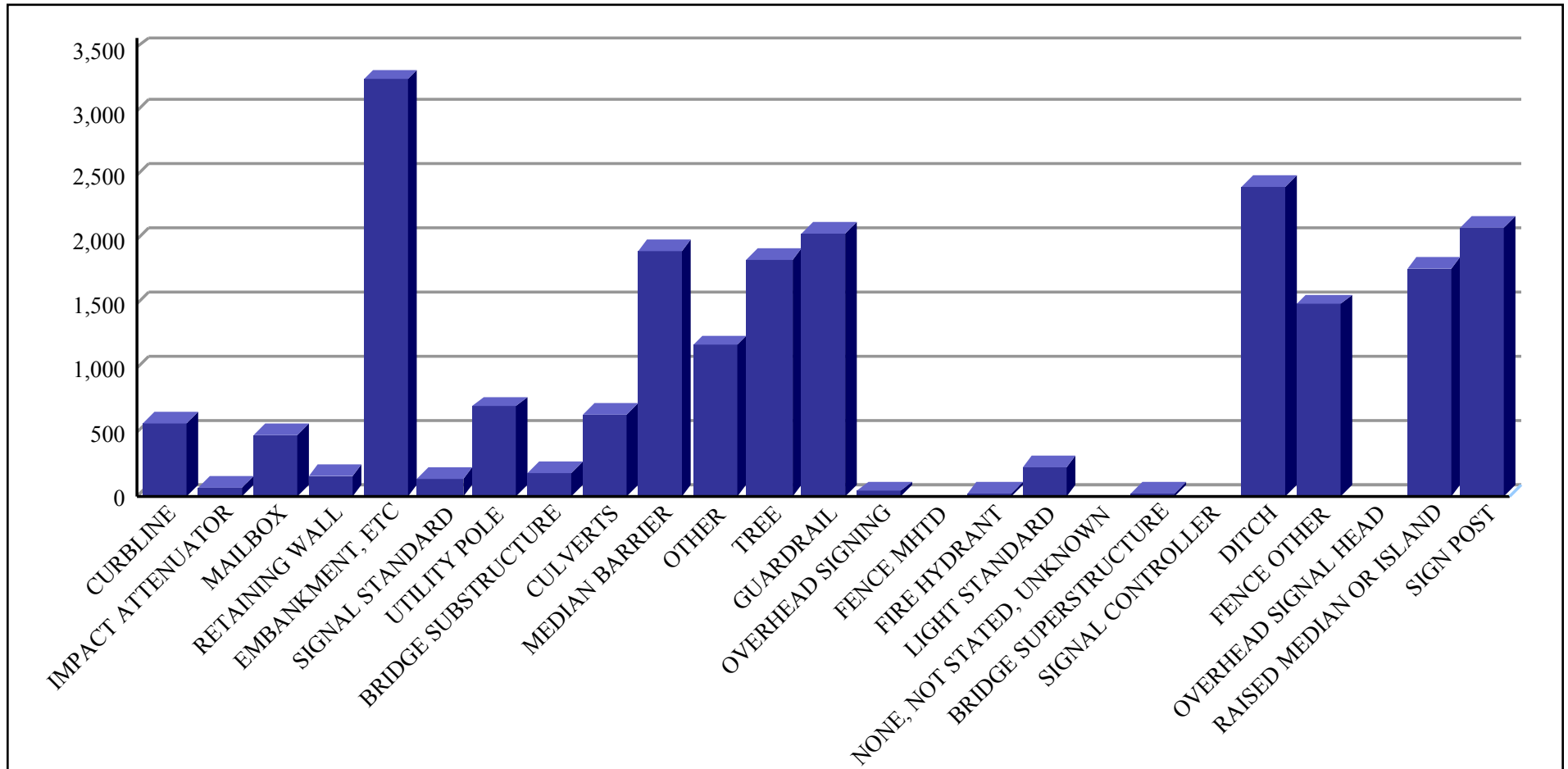


This report contains information that is protected from disclosure by federal law, 23 USC Section 409 and the Missouri Open records Law (Sunshine Act), Section 610.021 RSMo. Please review MoDOT's policy and procedure manual on the Sunshine Act before releasing any of the information contained herein.



Missouri Department of Transportation
Transportation Planning
Total Crashes by Fixed Object Struck for 2009
21,189 Total Crashes

Date: Aug 4, 2010
Time: 1:18:32 PM



This report contains information that is protected from disclosure by federal law, 23 USC Section 409 and the Missouri Open records Law (Sunshine Act), Section 610.021 RSMo. Please review MoDOT's policy and procedure manual on the Sunshine Act before releasing any of the information contained herein.

Chapter 1-L : CRASHES BY INTERSECTION TYPE

This section breaks out crashes based on severity levels and intersection types.



**Missouri Department of Transportation
Transportation Planning
Crashes by Intersection Type for 2009**

Date: Aug 4, 2010
Time: 1:19:46 PM

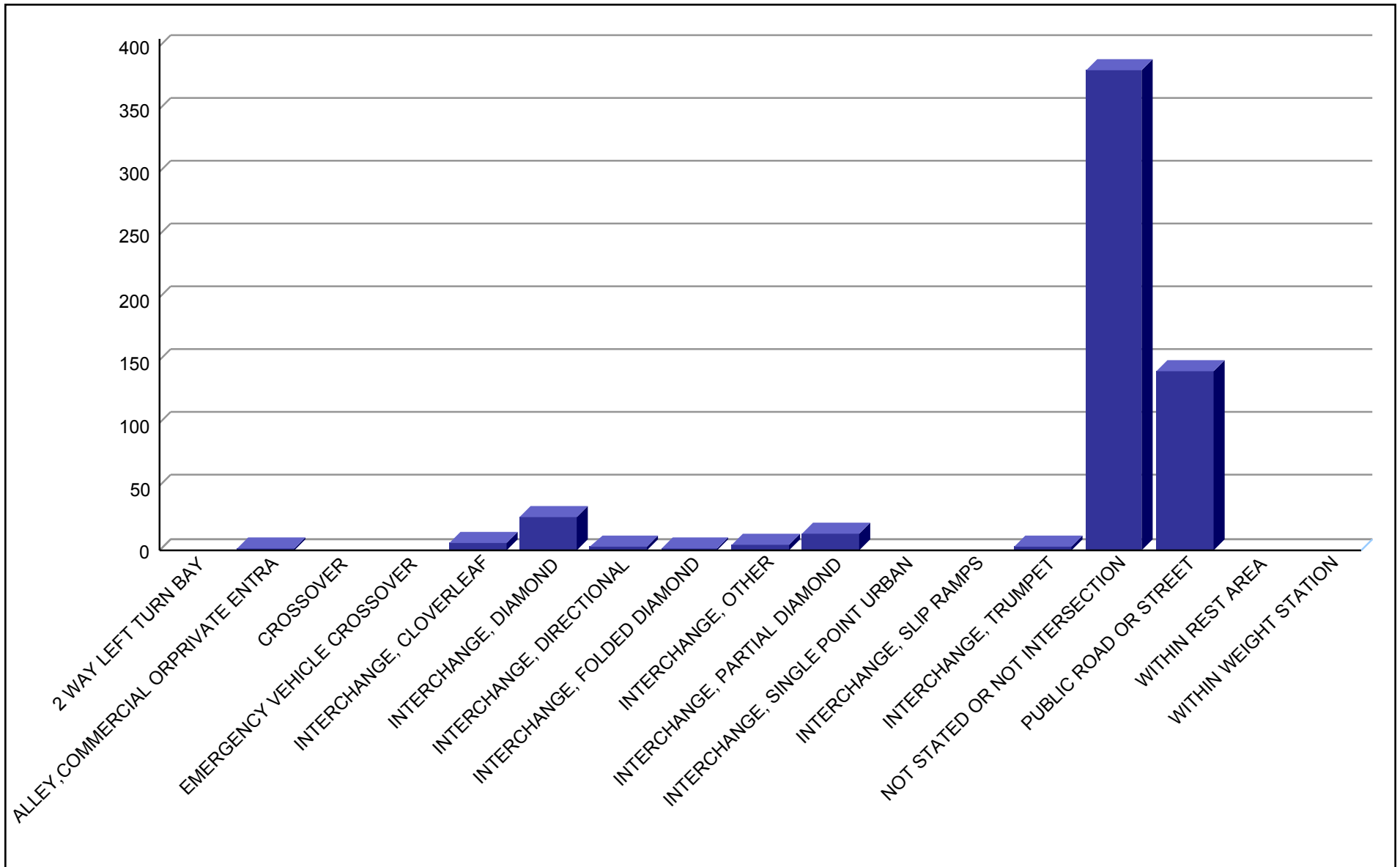
Intersection Type	Fatal Crashes	Total Fatalities	Injury Crashes	Total Injuries	PDO Crashes	Total Crashes
2 WAY LEFT TURN BAY	0	0	0	0	0	0
ALLEY,COMMERCIAL ORPRIVATE ENTRANC CROSSOVER	1	1	147	226	517	665
EMERGENCY VEHICLE CROSSOVER	0	0	0	0	0	0
INTERCHANGE, CLOVERLEAF	5	5	417	602	1,182	1,604
INTERCHANGE, DIAMOND	26	27	1,813	2,608	6,559	8,398
INTERCHANGE, DIRECTIONAL	2	2	452	629	1,431	1,885
INTERCHANGE, FOLDED DIAMOND	1	1	104	143	248	353
INTERCHANGE, OTHER	4	7	462	649	1,545	2,011
INTERCHANGE, PARTIAL DIAMOND	13	13	564	772	1,792	2,369
INTERCHANGE, SINGLE POINT URBAN	0	0	24	34	120	144
INTERCHANGE, SLIP RAMPS	0	0	6	9	32	38
INTERCHANGE, TRUMPET	2	2	29	44	104	135
NOT STATED OR NOT INTERSECTION	381	428	8,537	12,443	19,891	28,809
PUBLIC ROAD OR STREET	142	166	7,620	11,760	21,078	28,840
WITHIN REST AREA	0	0	2	2	8	10
WITHIN WEIGHT STATION	0	0	1	1	2	3
Totals	577	652	20,178	29,922	54,509	75,264

This report contains information that is protected from disclosure by federal law, 23 USC Section 409 and the Missouri Open records Law (Sunshine Act), Section 610.021 RSMo. Please review MoDOT's policy and procedure manual on the Sunshine Act before releasing any of the information contained herein.



Missouri Department of Transportation
Transportation Planning
Fatal Crashes by Intersection Type for 2009
577 Fatal Crashes

Date: Aug 4, 2010
Time: 1:21:34 PM

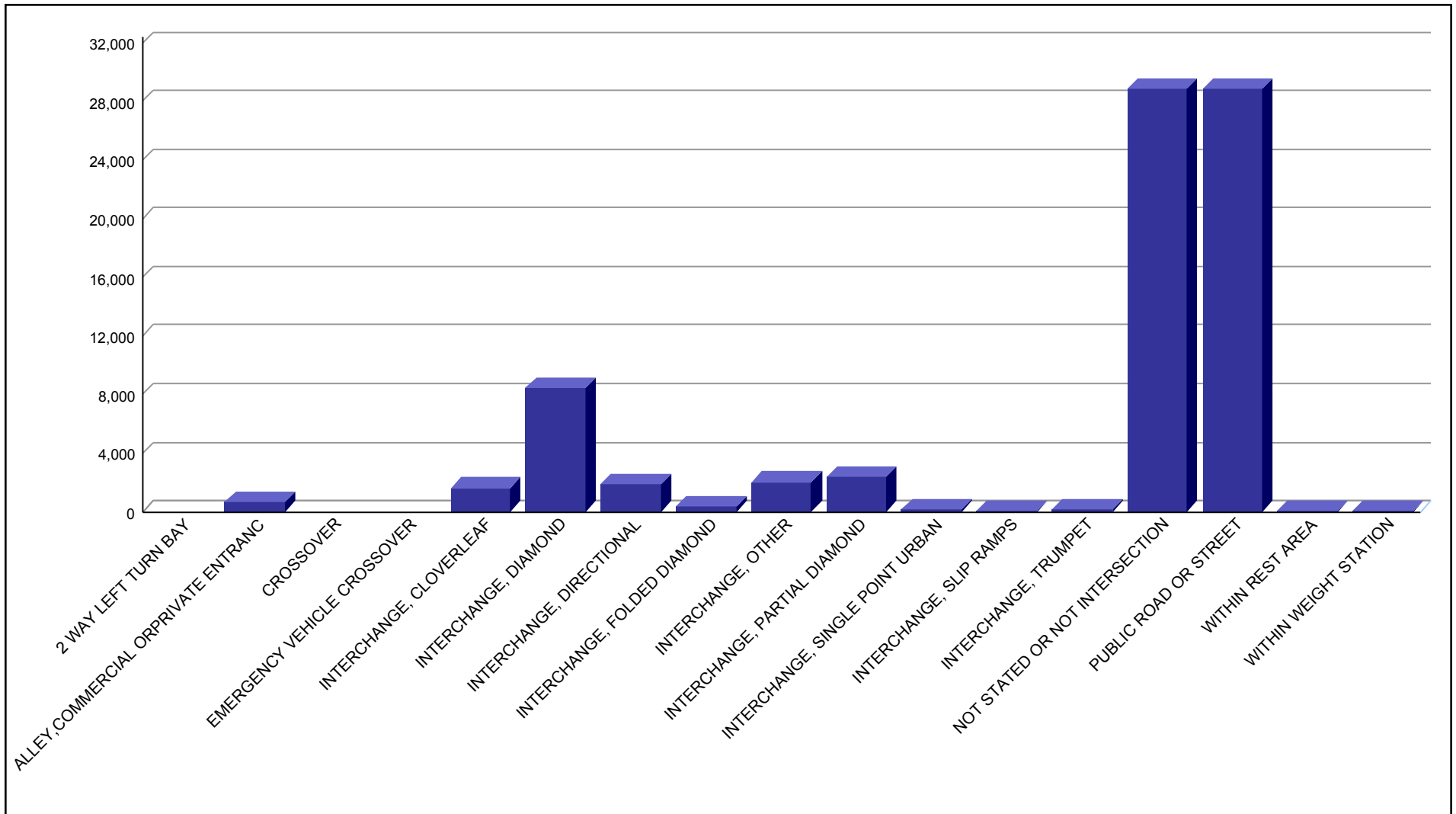


This report contains information that is protected from disclosure by federal law, 23 USC Section 409 and the Missouri Open records Law (Sunshine Act), Section 610.021 RSMo. Please review MoDOT's policy and procedure manual on the Sunshine Act before releasing any of the information contained herein.



Missouri Department of Transportation
Transportation Planning
Total Crashes by Intersection Type For Year 2009
75,264 Total Crashes

Date: Aug 10, 2010
Time: 10:52:25 AM



This report contains information that is protected from disclosure by federal law, 23 USC Section 409 and the Missouri Open records Law (Sunshine Act), Section 610.021 RSMo. Please review MoDOT's policy and procedure manual on the Sunshine Act before releasing any of the information contained herein.

Chapter 1-M : CRASHES INVOLVING PEDESTRIANS

The following section contains data for pedestrian fatalities and injuries based on their maneuver along with light condition and age.



**Missouri Department of Transportation
Transportation Planning
Crashes by Pedestrian Maneuver by Age for 2009**

Date: Aug 10, 2010
Time: 10:54:26 AM

Pedestrian Maneuver	0-4 Fatal	0-4 Injury	5-9 Fatal	5-9 Injury	10-14 Fatal	10-14 Injury	15-24 Fatal	15-24 Injury	25-34 Fatal	25-34 Injury	35-44 Fatal	35-44 Injury	45-54 Fatal	45-54 Injury	55-64 Fatal	55-64 Injury	65-74 Fatal	65-74 Injury	75 & Up Fatal	75 & Up Injury	Not Stated Fatal	Not Stated Injury	Totals Fatal & Injury
BEHIND PARKED CAR	0	0	0	0	0	0	0	6	0	3	0	0	0	1	0	1	0	1	0	0	0	0	12
CROSSWALK MARKED	0	0	0	0	0	0	0	0	0	0	0	0	0	0	0	0	0	0	0	0	0	0	0
GETTING ON/OFF VEHICLE	0	0	0	0	0	0	0	1	0	0	0	1	0	0	0	0	0	0	0	0	0	0	2
NOT STATED	0	0	0	0	0	0	0	0	0	0	0	0	0	0	0	0	0	0	0	0	0	0	0
NOT STATED/UNKNWN/NO PEDS	0	0	0	0	0	0	0	1	0	1	0	3	0	1	0	2	0	2	0	2	0	0	12
OFF ROADWAY	0	2	0	0	0	1	0	5	1	0	0	2	1	2	0	2	1	2	0	0	0	0	19
OTHER IN ROAD	0	0	0	0	0	0	0	0	0	0	0	0	0	0	0	0	0	0	0	0	0	0	0
OTHER WORKING	0	0	0	0	0	0	0	0	0	5	0	1	0	1	1	0	0	0	0	1	0	0	9
PLAYING IN ROAD	0	0	0	0	0	1	0	1	0	0	0	0	0	0	0	0	0	0	0	0	0	0	2
PUSHING/WORKING ON VEHICLE	0	0	0	0	0	0	0	3	0	3	0	1	0	0	1	0	0	0	0	0	0	0	8
SIGNAL MOVEMENT	0	0	0	1	1	11	0	29	3	16	5	13	4	14	1	17	2	2	2	6	0	0	127
STANDING IN ROAD	0	0	0	0	0	0	4	6	1	4	1	6	2	4	0	6	1	1	1	1	0	0	38
WALKING AGAINST TRAFFIC	1	0	0	2	0	1	2	4	1	4	1	2	0	3	0	3	0	0	0	0	0	0	24
WALKING WITH TRAFFIC	0	1	0	0	0	2	0	7	2	4	1	3	1	2	0	0	1	0	1	0	0	0	25
WITHIN CROSSWALK	0	0	0	0	0	0	0	1	0	2	0	2	0	3	0	1	0	0	0	0	0	0	9
WITHIN MARKED CROSSWALK	0	0	0	0	0	0	0	1	0	0	0	0	0	1	0	0	0	1	1	0	0	0	4
TOTAL	1	3	0	3	1	16	6	65	8	42	8	34	8	32	3	32	5	9	5	10	0	0	291

This report contains information that is protected from disclosure by federal law, 23 USC Section 409 and the Missouri Open records Law (Sunshine Act), Section 610.021 RSMo. Please review MoDOT's policy and procedure manual on the Sunshine Act before releasing any of the information contained herein.



**Missouri Department of Transportation
Transportation Planning
Crashes by Pedestrian Maneuver by Light Condition for 2009**

Date: Aug 4, 2010
Time: 1:25:07 PM

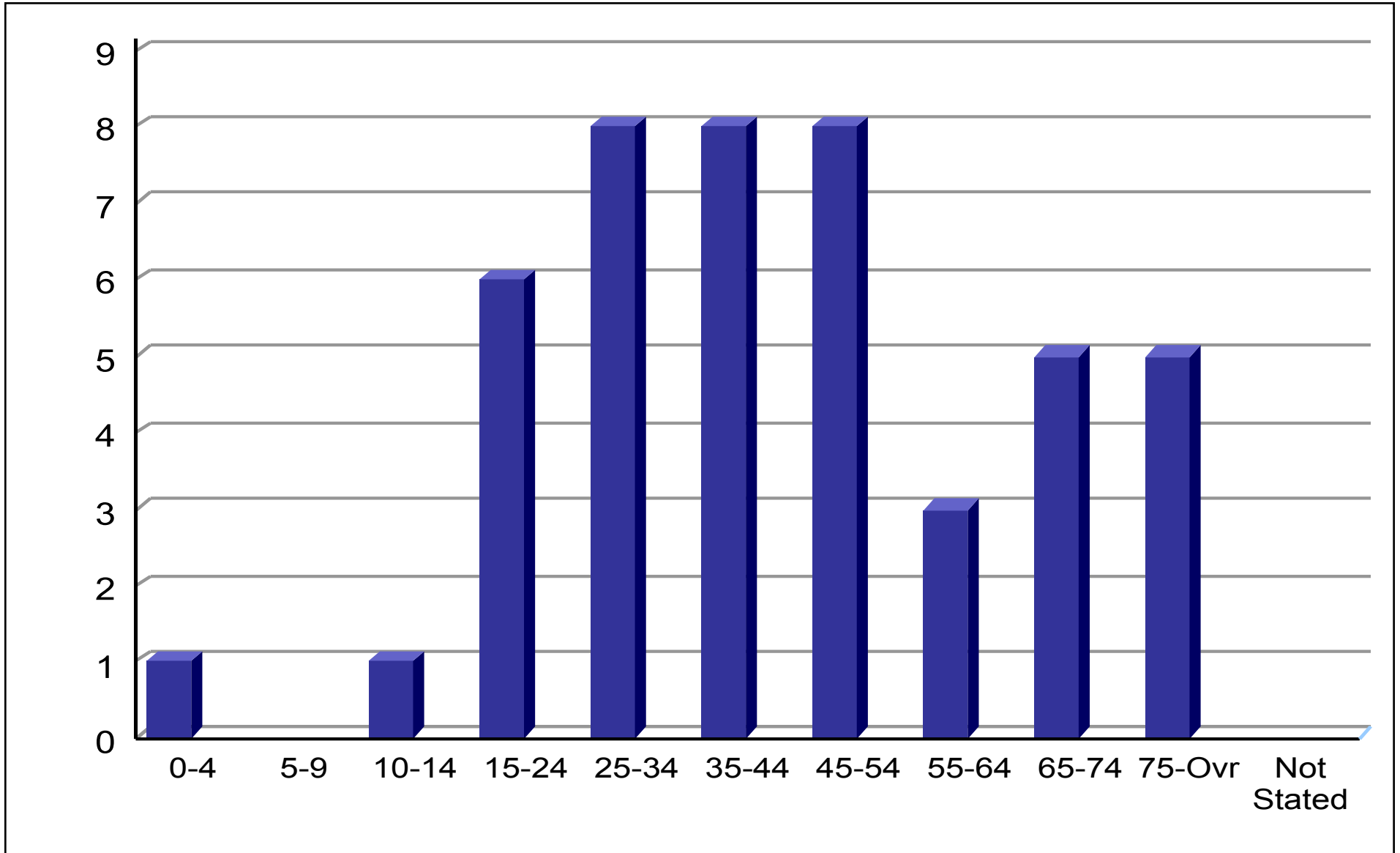
PEDESTRIAN MANEUVER	DARK		LIGHT		UNKNOWN	
	Total Fatalities	Total Injuries	Total Fatalities	Total Injuries	Total Fatalities	Total Injuries
BEHIND PARKED CAR	0	5	0	7	0	0
CROSSWALK MARKED	0	0	0	0	0	0
GETTING ON/OFF VEHICLE	0	1	0	1	0	0
NOT STATED/UNKNWN/NO PEDS	0	4	0	8	0	0
OFF ROADWAY	0	4	3	12	0	0
OTHER IN ROAD	0	0	0	0	0	0
OTHER WORKING	0	3	1	5	0	0
PLAYING IN ROAD	0	1	0	1	0	0
PUSHING/WORKING ON VEHICLE	1	3	0	4	0	0
SIGNAL MOVEMENT	15	60	3	48	0	1
STANDING IN ROAD	8	18	2	10	0	0
WALKING AGAINST TRAFFIC	4	11	1	8	0	0
WALKING WITH TRAFFIC	5	16	1	3	0	0
WITHIN CROSSWALK	0	2	0	7	0	0
WITHIN MARKED CROSSWALK	0	1	1	2	0	0
Total	33	129	12	116	0	1

This report contains information that is protected from disclosure by federal law, 23 USC Section 409 and the Missouri Open records Law (Sunshine Act), Section 610.021 RSMo. Please review MoDOT's policy and procedure manual on the Sunshine Act before releasing any of the information contained herein.



Missouri Department of Transportation
Transportation Planning
Pedestrian Fatalities by Age For 2009
45 Pedestrian Fatalities

Date: Aug 4, 2010
Time: 1:31:01 PM

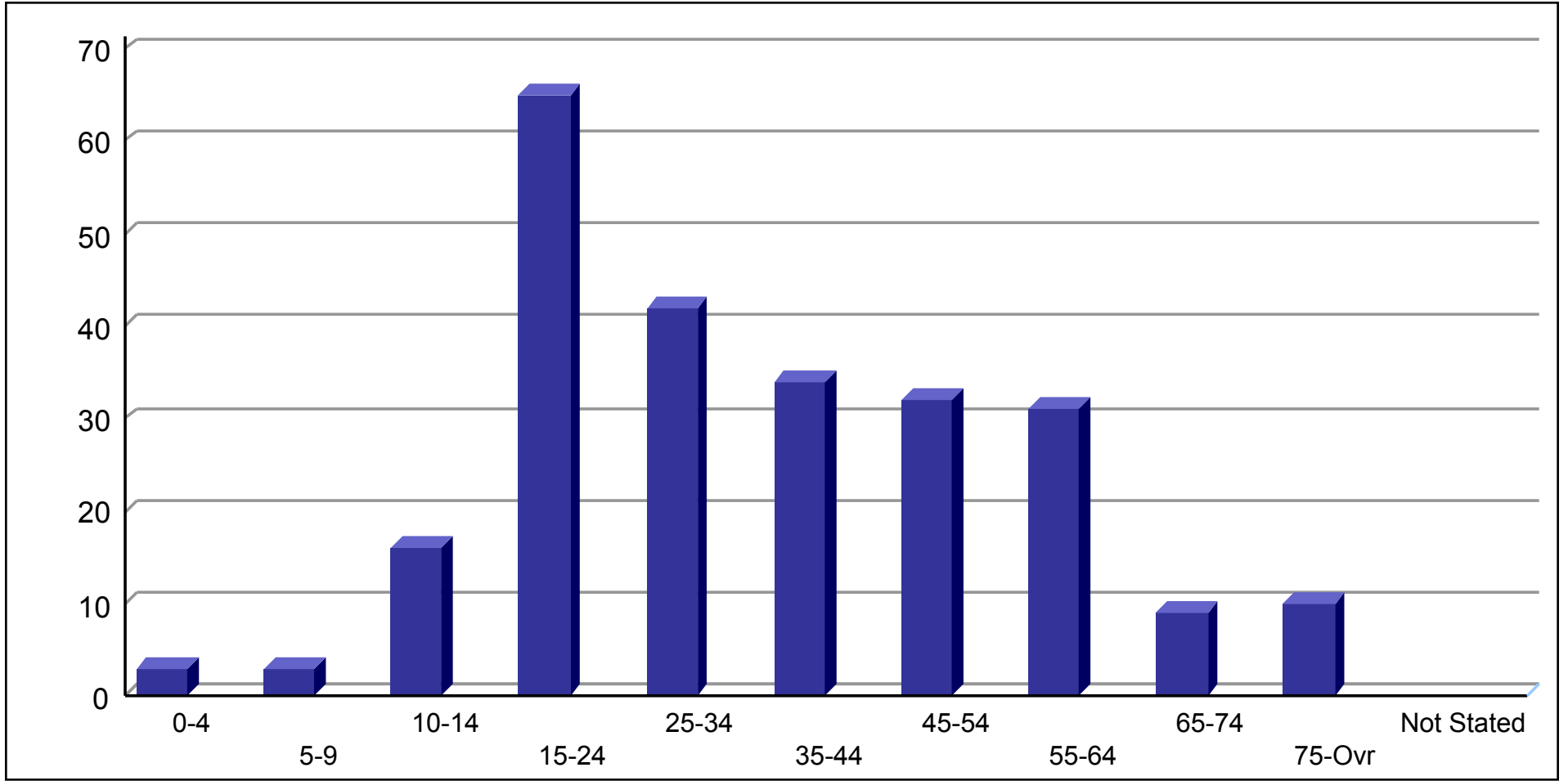


This report contains information that is protected from disclosure by federal law, 23 USC Section 409 and the Missouri Open records Law (Sunshine Act), Section 610.021 RSMo. Please review MoDOT's policy and procedure manual on the Sunshine Act before releasing any of the information contained herein.



Missouri Department of Transportation
Transportation Planning
Pedestrian Injuries by Age for 2009
245 Pedestrian Injuries

Date: Aug 4, 2010
Time: 1:40:31 PM

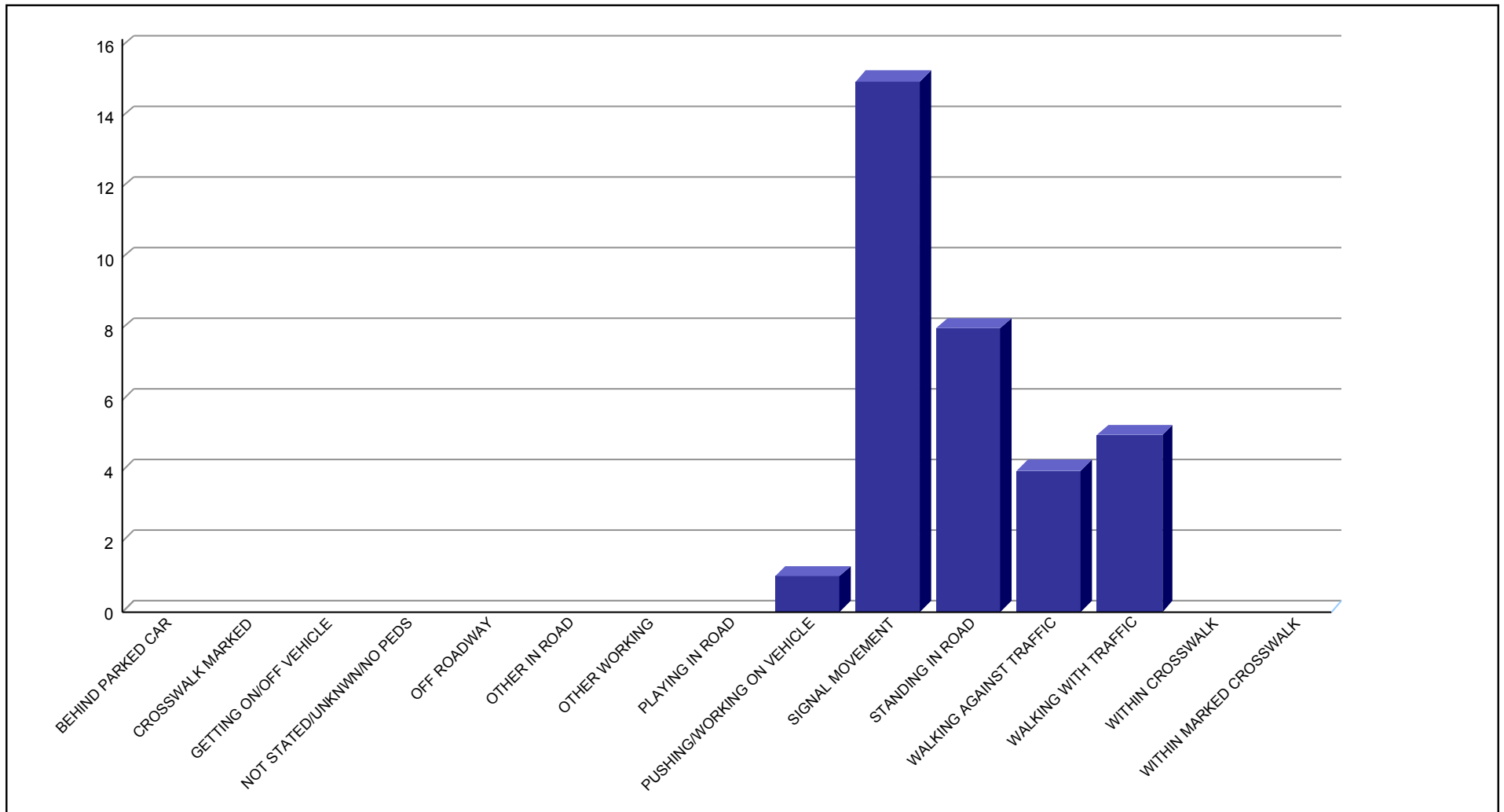


This report contains information that is protected from disclosure by federal law, 23 USC Section 409 and the Missouri Open records Law (Sunshine Act), Section 610.021 RSMo. Please review MoDOT's policy and procedure manual on the Sunshine Act before releasing any of the information contained herein.



Missouri Department of Transportation
Transportation Planning
Fatalities by Pedestrian Maneuver by Light Condition For 2009
33 Fatalities in Dark Condition

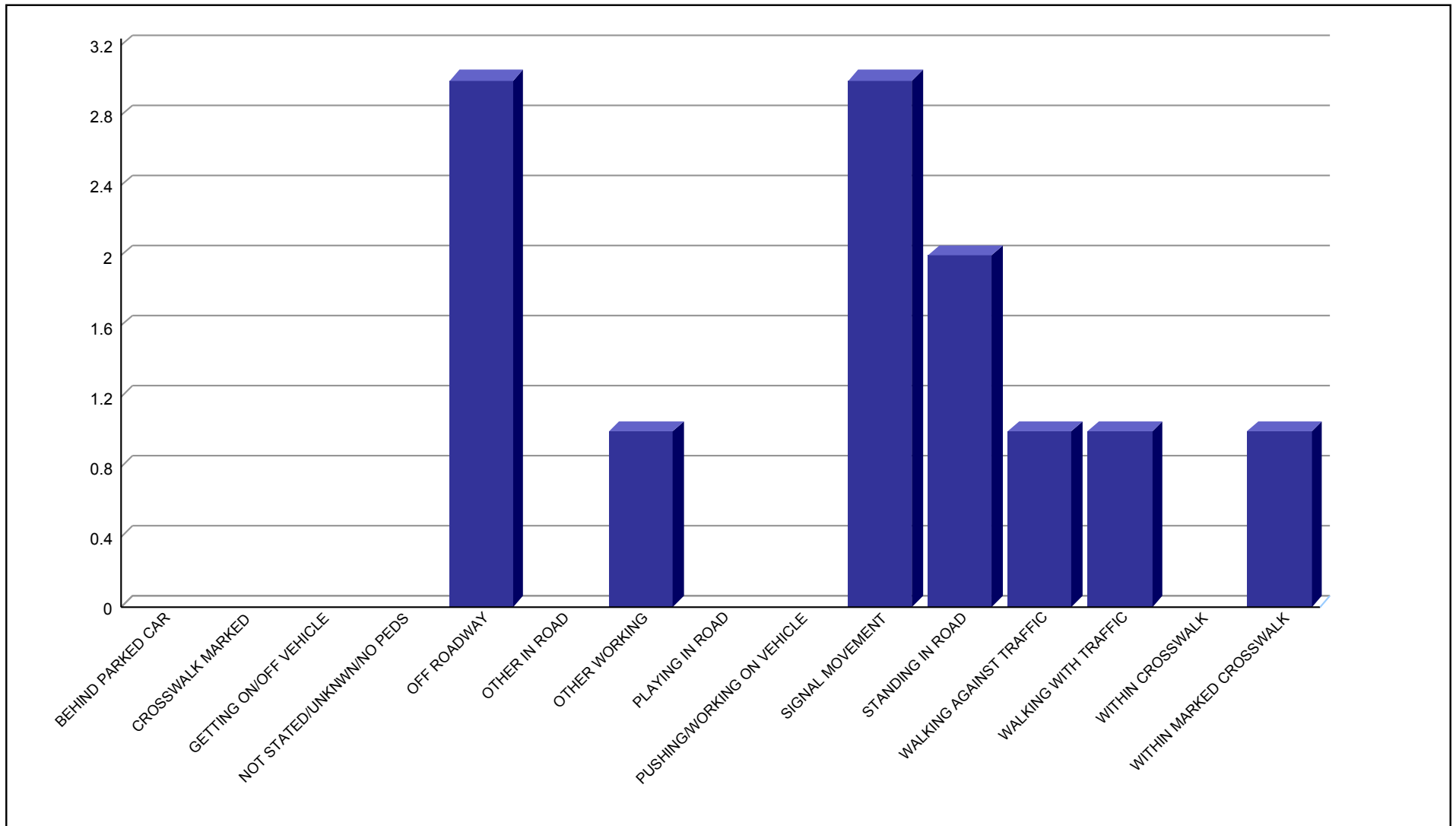
Date: Aug 10, 2010
Time: 11:05:59 AM





Missouri Department of Transportation
Transportation Planning
Fatalities by Pedestrian Maneuver by Light Condition For 2009
12 Fatalities in Day Condition

Date: Aug 10, 2010
Time: 11:01:50 AM

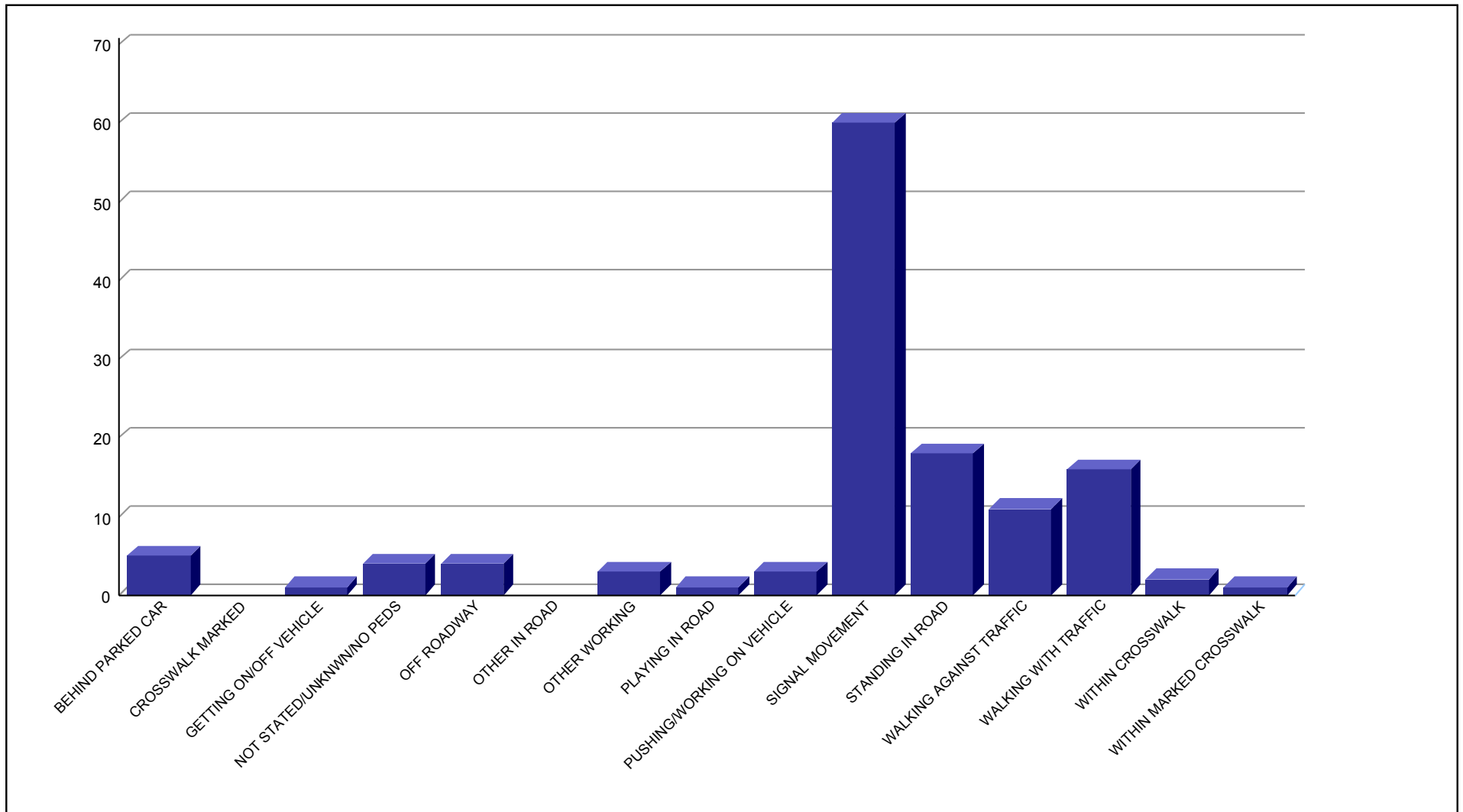


This report contains information that is protected from disclosure by federal law, 23 USC Section 409 and the Missouri Open records Law (Sunshine Act), Section 610.021 RSMo. Please review MoDOT's policy and procedure manual on the Sunshine Act before releasing any of the information contained herein.



Missouri Department of Transportation
Transportation Planning
Injuries by Pedestrian Maneuver by Light Condition For 2009
129 Injuries in Dark Condition

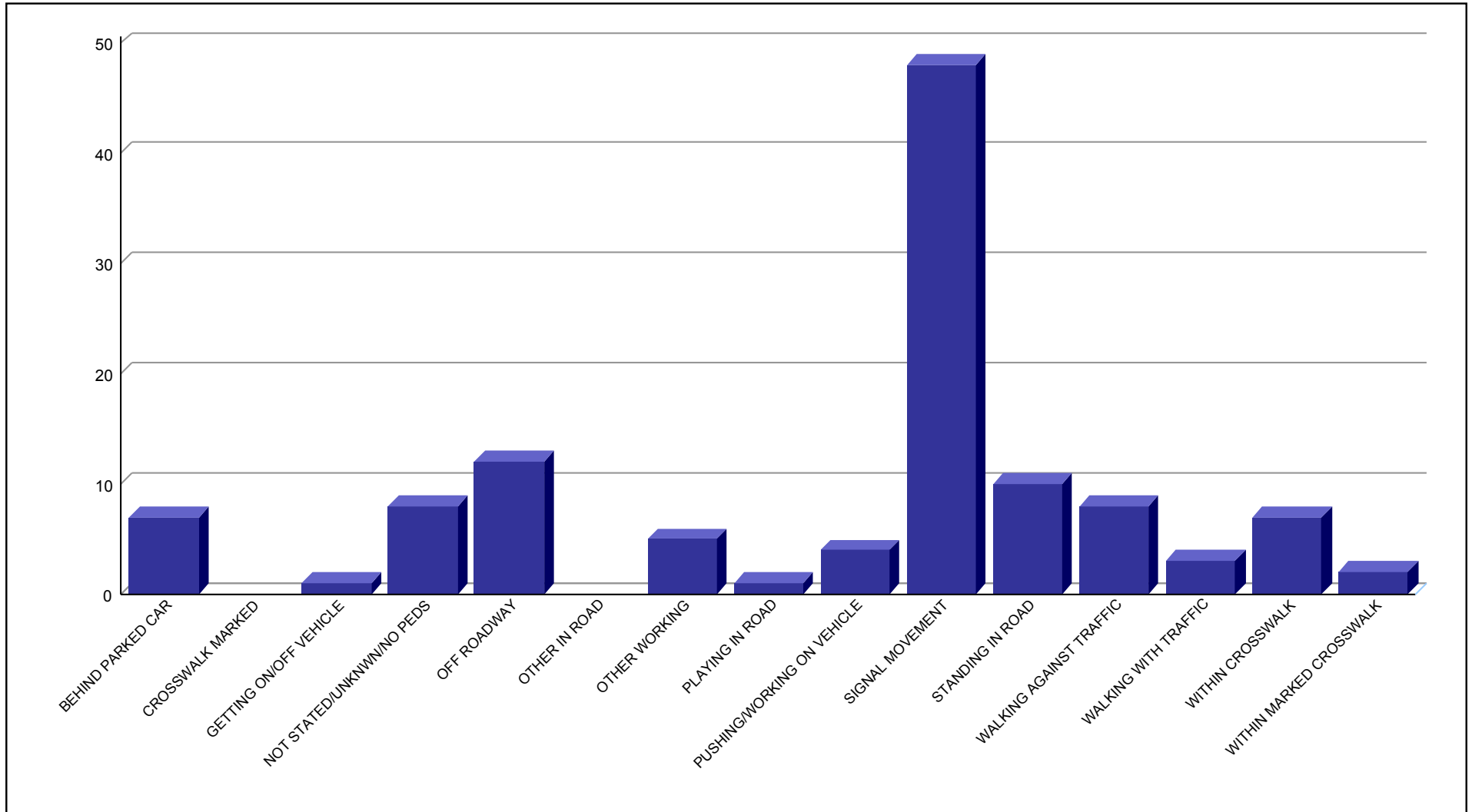
Date: Aug 10, 2010
Time: 10:59:50 AM





Missouri Department of Transportation
Transportation Planning
Injuries by Pedestrian Maneuver by Light Condition for 2009
116 Injuries in Day Condition

Date: Aug 10, 2010
Time: 10:55:53 AM



Chapter 1-N : CRASHES BY INVESTIGATOR

This section indicates the number of crashes investigated by the Missouri State Highway Patrol, city police, sheriff's or others.



**Missouri Department of Transportation
Transportation Planning
Crashes by Investigator for 2009**

Date: Aug 4, 2010
Time: 1:42:07 PM

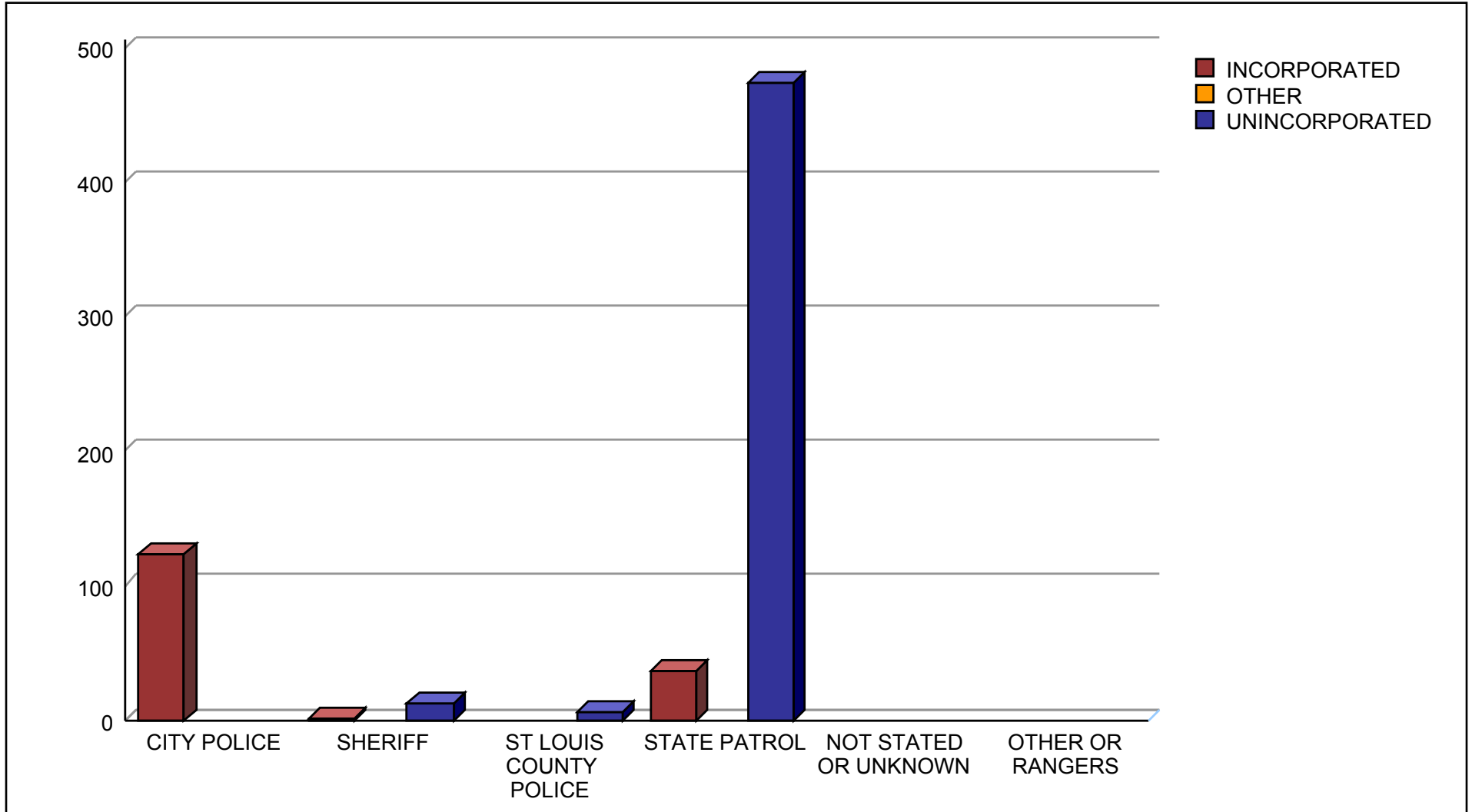
INVESTIGATOR	Fatal Crashes	Total Fatalities	Injury Crashes	Total Injuries	PDO Crashes	Total Crashes
UNINCORPORATED						
UNINCORPORATED SHERIFF	12	12	489	659	1,581	2,082
UNINCORPORATED ST LOUIS COUNTY POLICE	6	6	708	1,005	2,902	3,616
UNINCORPORATED STATE PATROL	408	473	7,576	11,564	15,401	23,385
INCORPORATED						
INCORPORATED CITY POLICE	115	124	10,375	15,225	30,672	41,162
INCORPORATED SHERIFF	1	1	67	102	338	406
INCORPORATED ST LOUIS COUNTY POLICE	0	0	159	208	723	882
INCORPORATED STATE PATROL	35	36	778	1,127	2,785	3,598
RANGER						
OTHER OR RANGERS	0	0	26	32	107	133
NOT STATED						
NOT STATED OR UNKNOWN	0	0	0	0	0	0
Totals	577	652	20,178	29,922	54,509	75,264

This report contains information that is protected from disclosure by federal law, 23 USC Section 409 and the Missouri Open records Law (Sunshine Act), Section 610.021 RSMo. Please review MoDOT's policy and procedure manual on the Sunshine Act before releasing any of the information contained herein.



Missouri Department of Transportation
Transportation Planning
Fatal Crashes by Investigator Chart for 2009
577 Fatal Crashes

Date: Aug 10, 2010
Time: 12:43:09 PM

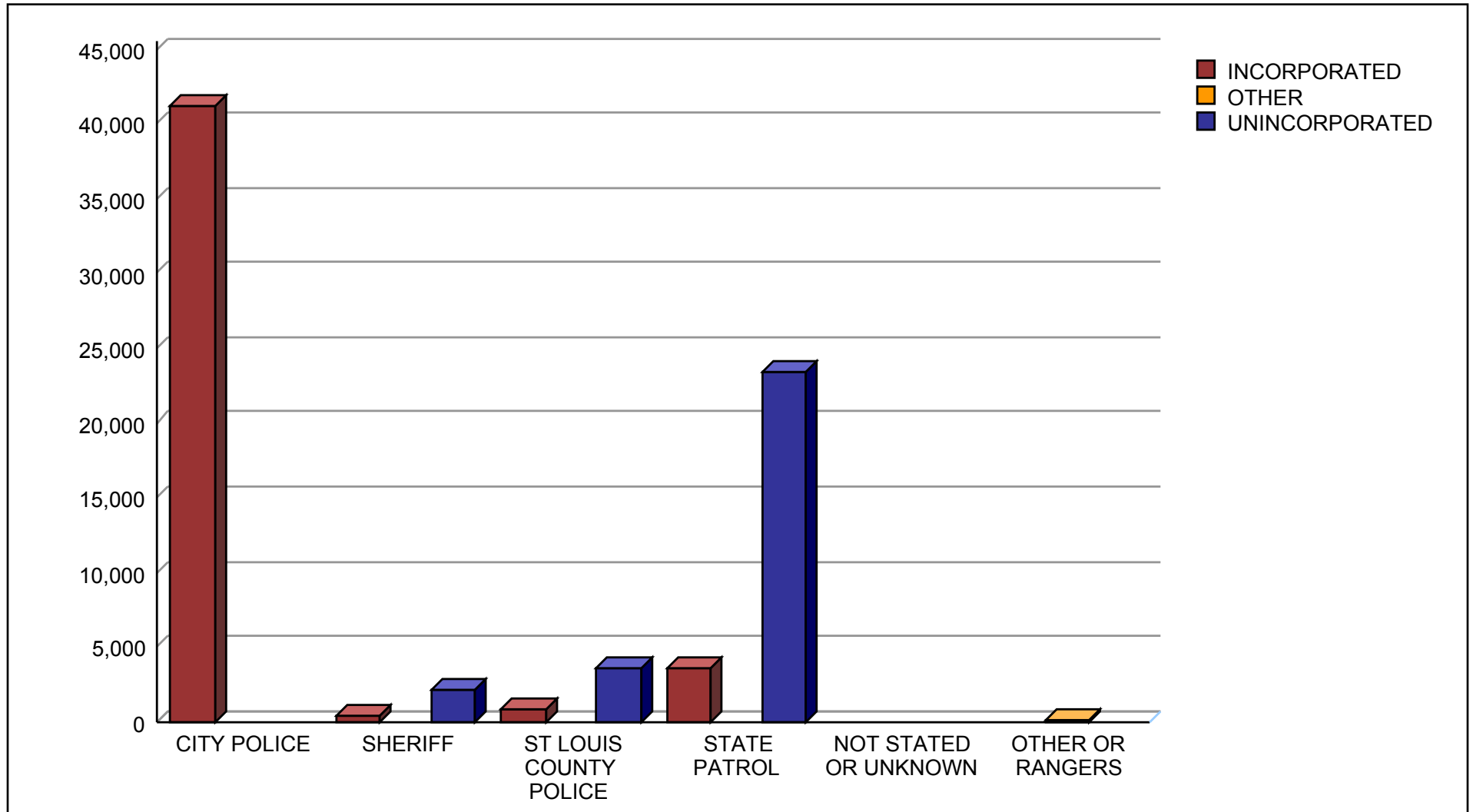


This report contains information that is protected from disclosure by federal law, 23 USC Section 409 and the Missouri Open records Law (Sunshine Act), Section 610.021 RSMo. Please review MoDOT's policy and procedure manual on the Sunshine Act before releasing any of the information contained herein.



Missouri Department of Transportation
Transportation Planning
Total Crashes by Investigator Chart for 2009
75,264 Total Crashes

Date: Aug 10, 2010
Time: 12:44:49 PM



This report contains information that is protected from disclosure by federal law, 23 USC Section 409 and the Missouri Open records Law (Sunshine Act), Section 610.021 RSMo. Please review MoDOT's policy and procedure manual on the Sunshine Act before releasing any of the information contained herein.