

Special Issue

Weekly Motor Fuel Report

Office of Highway
Policy Information

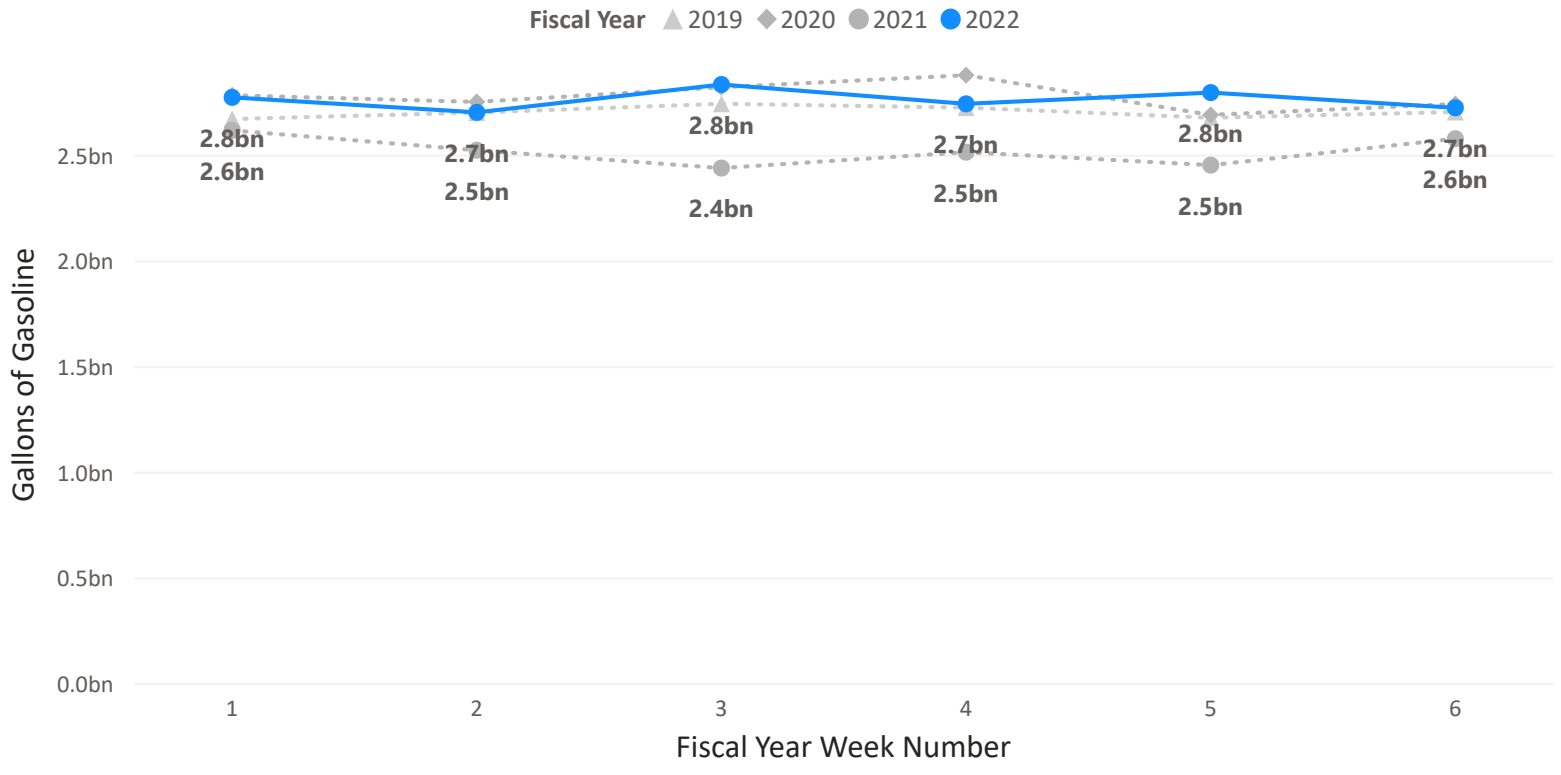
Gasoline Product Supplied for Fiscal Year Week No. 6

Data complete through 11/5/2021

Excludes Diesel and Alternative Fuels

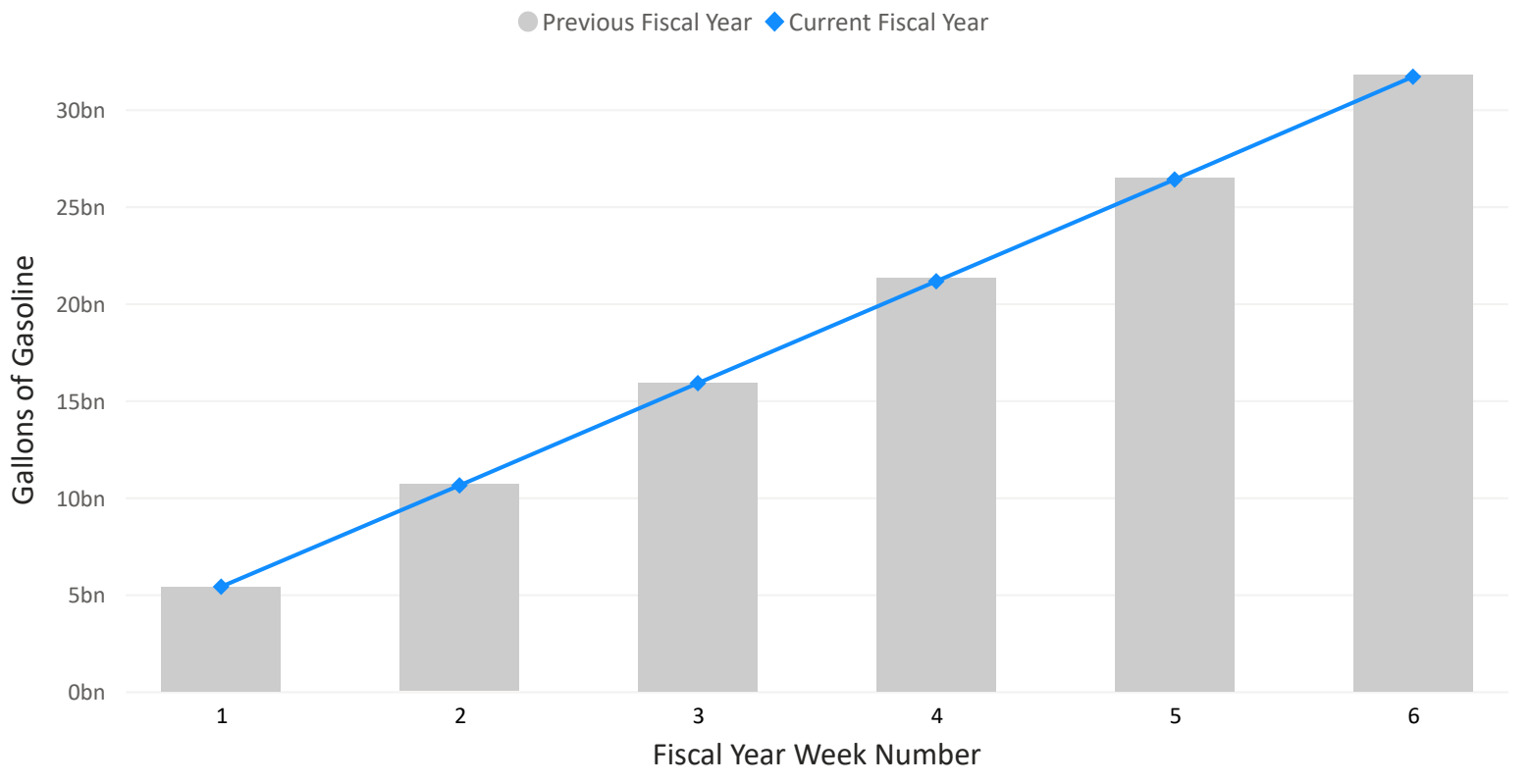
Gasoline product supplied totaled 2.72 billion gallons in week 6. This is a decrease of -2.58% from the previous week.

Weekly Gasoline Product Supplied



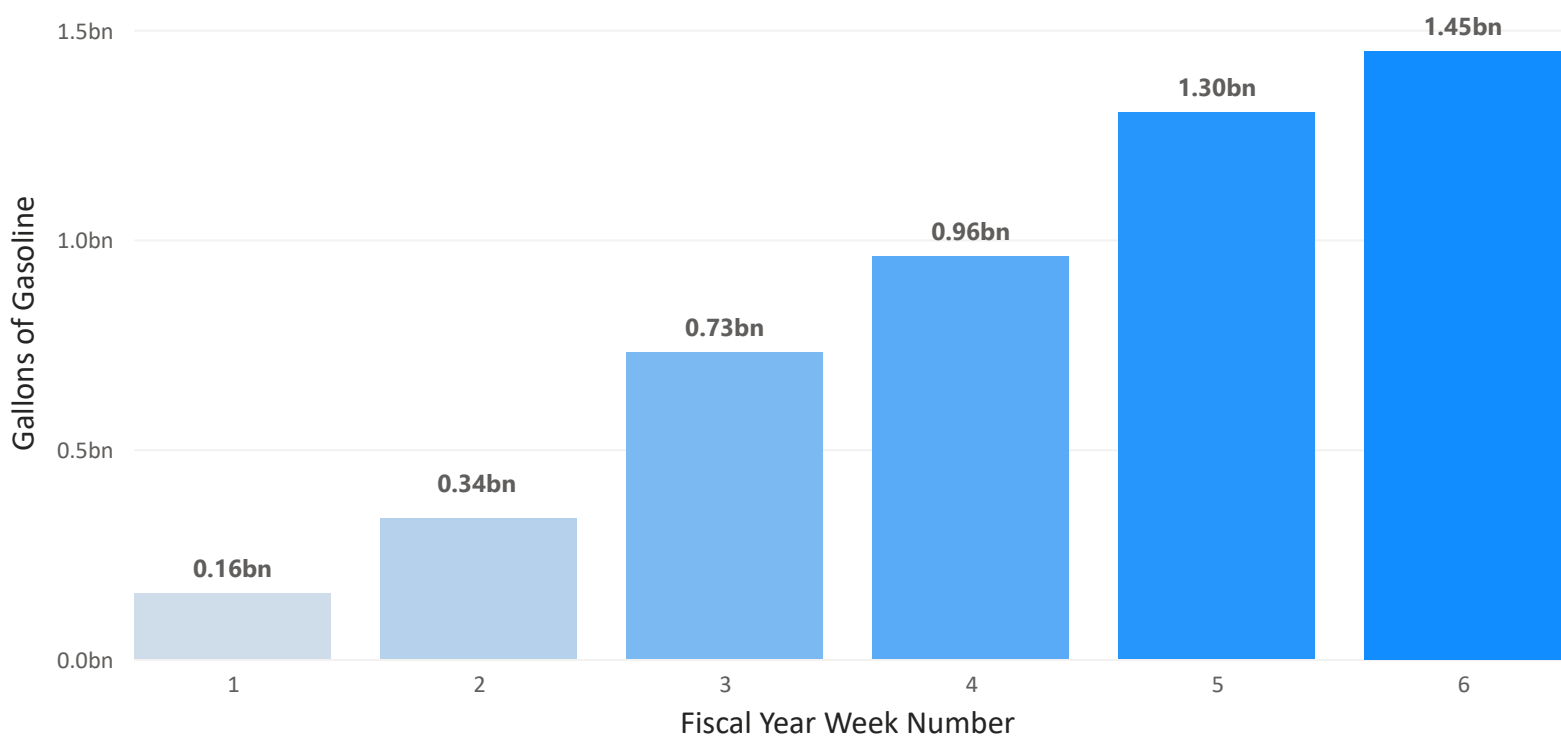
Gasoline product supplied compared to the same week last year increased by 5.67% and decreased by -0.67% for the same week two years ago.

Weekly Cumulative Gallons of Gasoline Product Supplied



By this week in 2022 1.45 billion more gallons of gasoline have been supplied than by the same week in 2021.

Cumulative Difference in Gallons of Gasoline Product Supplied in the US by Week (2022 - 2021)



Weekly Gasoline Product Supplied Table

| Fiscal Week | Current Year Production | Previous Year Production | Difference From Same Week Last Year | Current Year Cumulative Production | Cumulative Difference |
|--------------|-------------------------|--------------------------|-------------------------------------|------------------------------------|-----------------------|
| 1 | 2,771,538,000 | 2,615,424,000 | 156,114,000 | 2,771,538,000 | 156,114,000 |
| 2 | 2,700,684,000 | 2,521,344,000 | 179,340,000 | 5,472,222,000 | 335,454,000 |
| 3 | 2,832,396,000 | 2,436,966,000 | 395,430,000 | 8,304,618,000 | 730,884,000 |
| 4 | 2,740,962,000 | 2,512,230,000 | 228,732,000 | 11,045,580,000 | 959,616,000 |
| 5 | 2,794,176,000 | 2,450,784,000 | 343,392,000 | 13,839,756,000 | 1,303,008,000 |
| 6 | 2,722,146,000 | 2,576,028,000 | 146,118,000 | 16,561,902,000 | 1,449,126,000 |
| Total | 16,561,902,000 | 15,112,776,000 | 1,449,126,000 | 16,561,902,000 | 1,449,126,000 |

Source: Derived from U.S. Product Supplied of Finished Motor Gasoline, Weekly, U.S. Energy Information Administration, published 11/10/2021

Please direct questions to: PolicyInfoFeedback@dot.gov