

# Special Issue

## Weekly Motor Fuel Report

Office of Highway  
Policy Information

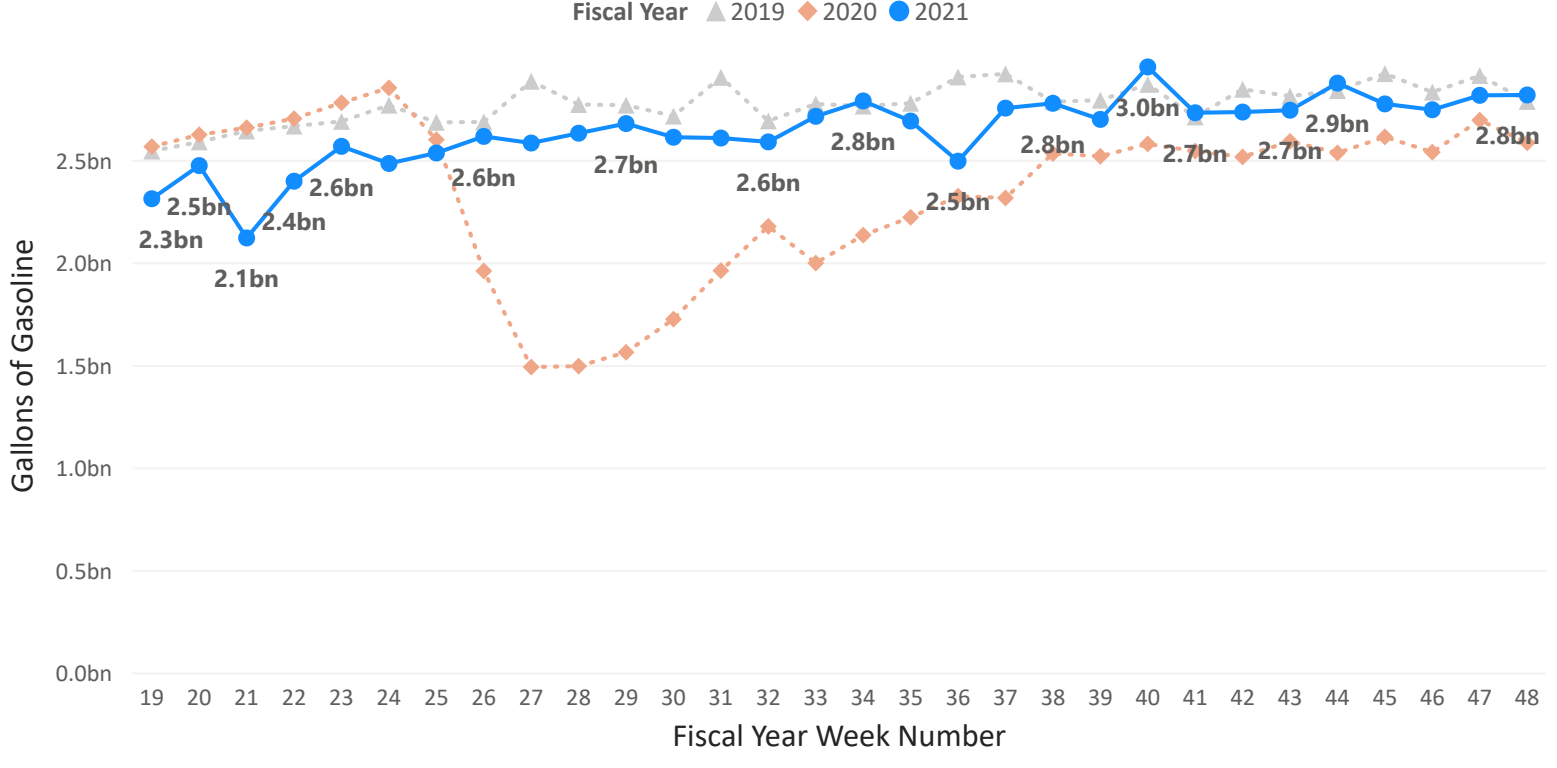
Gasoline Product Supplied for Fiscal Year Week No. 48

Data complete through 8/27/2021

Excludes Diesel and Alternative Fuels

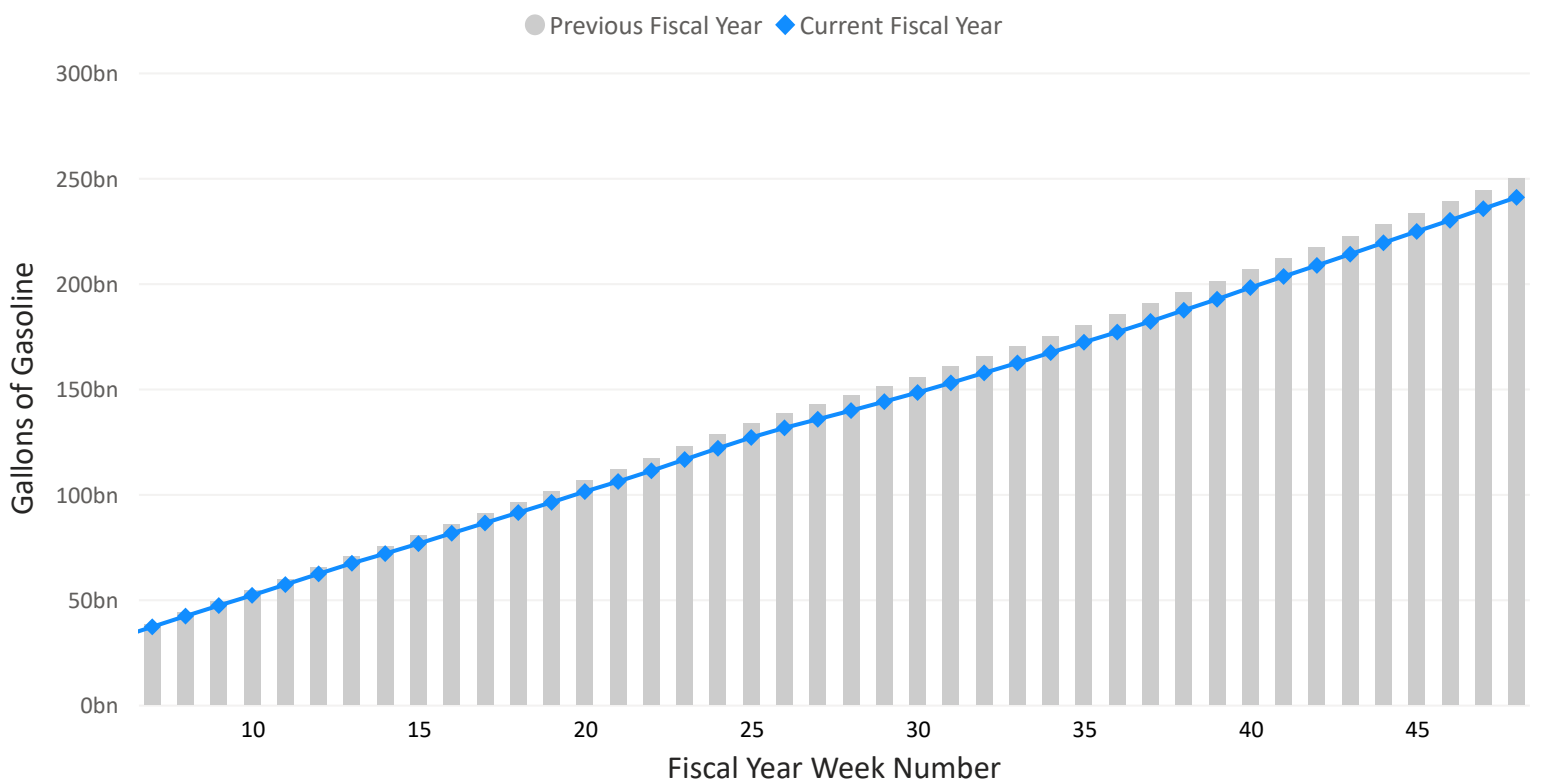
**Gasoline product supplied totaled 2.82 billion gallons in week 48. This is an increase of 0.06% from the previous week.**

### Weekly Gasoline Product Supplied



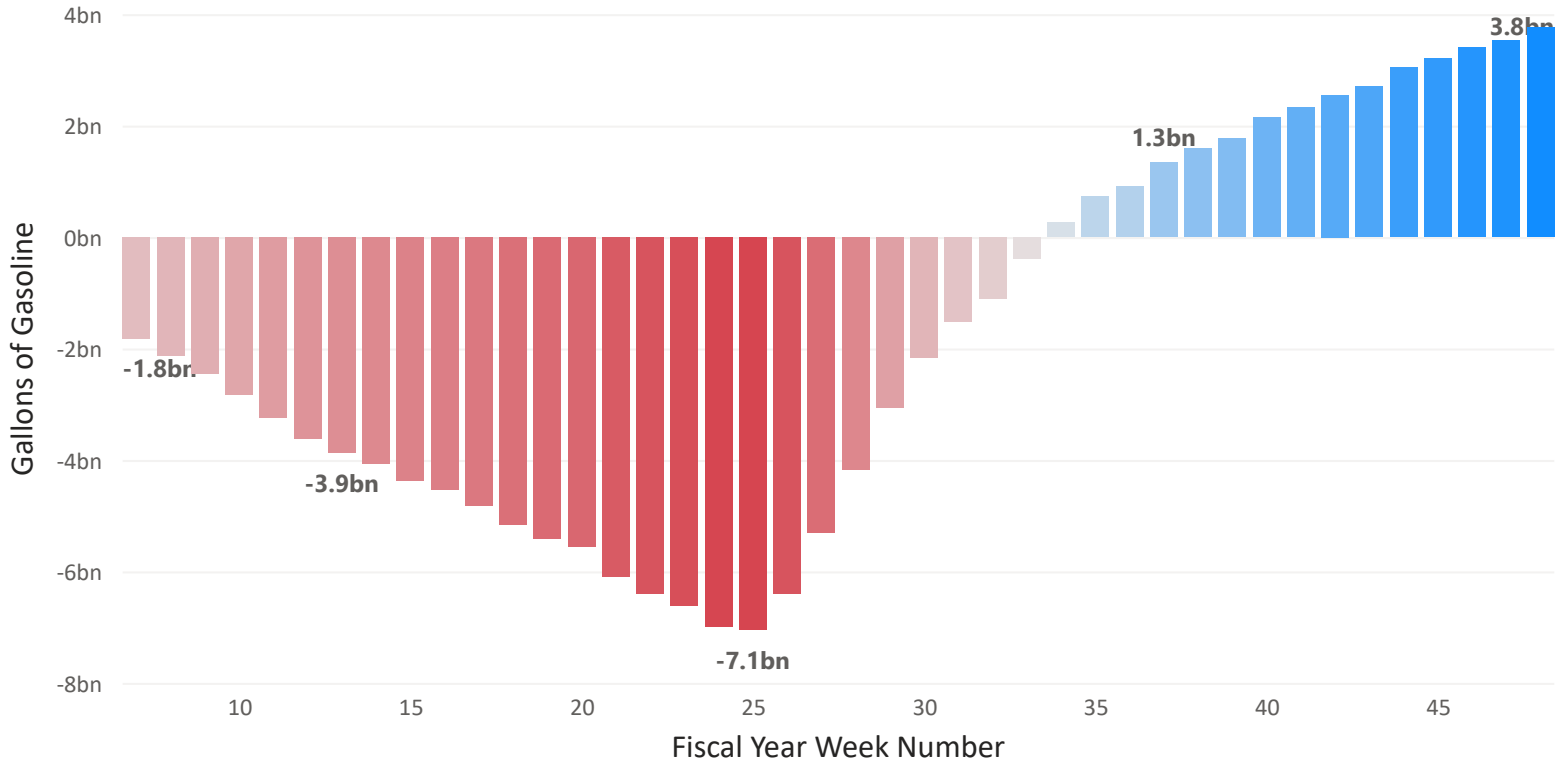
**Gasoline product supplied compared to the same week last year increased by 9.01% and increased by 1.13% for the same week two years ago.**

### Weekly Cumulative Gallons of Gasoline Product Supplied



**By this week in 2021, 3.76 billion more gallons of gasoline have been supplied than by the same week in 2020.**

### Cumulative Difference in Gallons of Gasoline Product Supplied in the US by Week (2021 - 2020)



### Weekly Gasoline Product Supplied Table

Fiscal Week	Current Year Production	Previous Year Production	Difference From Same Week Last Year	Current Year Cumulative Production	Cumulative Difference
1	2,615,424,000	2,781,240,000	-165,816,000	2,615,424,000	-165,816,000
2	2,521,344,000	2,750,076,000	-228,732,000	5,136,768,000	-394,548,000
3	2,436,966,000	2,819,460,000	-382,494,000	7,573,734,000	-777,042,000
4	2,512,230,000	2,876,496,000	-364,266,000	10,085,964,000	-1,141,308,000
5	2,450,784,000	2,688,630,000	-237,846,000	12,536,748,000	-1,379,154,000
6	2,576,028,000	2,740,374,000	-164,346,000	15,112,776,000	-1,543,500,000
7	2,427,852,000	2,702,448,000	-274,596,000	17,540,628,000	-1,818,096,000
8	2,389,926,000	2,705,976,000	-316,050,000	19,930,554,000	-2,134,146,000
9	2,344,062,000	2,655,408,000	-311,346,000	22,274,616,000	-2,445,492,000
10	2,234,400,000	2,611,308,000	-376,908,000	24,509,016,000	-2,822,400,000
11	2,344,650,000	2,766,834,000	-422,184,000	26,853,666,000	-3,244,584,000
12	2,358,468,000	2,735,082,000	-376,614,000	29,212,134,000	-3,621,198,000
13	2,389,632,000	2,634,534,000	-244,902,000	31,601,766,000	-3,866,100,000
14	2,187,654,000	2,391,102,000	-203,448,000	33,789,420,000	-4,069,548,000
15	2,214,408,000	2,516,052,000	-301,644,000	36,003,828,000	-4,371,192,000
16	2,384,928,000	2,546,628,000	-161,700,000	38,388,756,000	-4,532,892,000
17	2,302,902,000	2,585,142,000	-282,240,000	40,691,658,000	-4,815,132,000
18	2,284,380,000	2,626,302,000	-341,922,000	42,976,038,000	-5,157,054,000
19	2,309,980,000	2,564,268,000	-254,310,000	45,285,996,000	-5,411,364,000
20	2,471,658,000	2,621,892,000	-150,234,000	47,757,654,000	-5,566,598,000
21	2,118,858,000	2,656,290,000	-537,432,000	49,876,512,000	-6,099,030,000
22	2,395,512,000	2,700,684,000	-305,172,000	52,272,024,000	-6,404,202,000
23	2,565,444,000	2,778,006,000	-212,562,000	54,837,468,000	-6,616,764,000
24	2,481,948,000	2,850,624,000	-368,676,000	57,319,416,000	-6,985,440,000
25	2,533,104,000	2,598,078,000	-64,974,000	59,852,520,000	-7,050,414,000
26	2,613,954,000	1,957,746,000	656,208,000	62,466,474,000	-6,394,206,000
27	2,581,614,000	1,489,110,000	1,092,504,000	65,048,088,000	-5,301,702,000
28	2,629,536,000	1,493,814,000	1,135,722,000	67,677,624,000	-4,165,980,000
29	2,676,576,000	1,561,434,000	1,115,142,000	70,354,200,000	-3,050,838,000
30	2,609,838,000	1,722,840,000	886,998,000	72,964,038,000	-2,163,840,000
31	2,606,016,000	1,959,216,000	646,800,000	75,570,054,000	-1,517,040,000
32	2,587,200,000	2,175,012,000	412,188,000	78,157,254,000	-1,104,852,000
33	2,711,856,000	1,996,260,000	715,596,000	80,869,110,000	-389,256,000
34	2,786,826,000	2,132,382,000	654,444,000	83,655,936,000	-265,188,000
35	2,688,924,000	2,219,406,000	469,518,000	86,344,860,000	-734,706,000
36	2,493,120,000	2,322,600,000	170,520,000	88,837,980,000	-905,226,000
37	2,751,840,000	2,313,780,000	438,060,000	91,589,820,000	-1,343,286,000
38	2,775,360,000	2,530,752,000	244,608,000	94,365,180,000	-1,587,894,000
39	2,696,862,000	2,516,934,000	179,928,000	97,062,042,000	-1,767,822,000
40	2,952,642,000	2,577,204,000	375,438,000	100,014,684,000	-2,143,260,000
41	2,729,202,000	2,542,512,000	186,690,000	102,743,886,000	-2,329,950,000
42	2,732,730,000	2,513,700,000	219,030,000	105,476,616,000	-2,548,980,000
43	2,741,550,000	2,589,846,000	151,704,000	108,218,166,000	-2,700,684,000
44	2,873,850,000	2,533,398,000	340,452,000	111,092,016,000	-3,041,136,000
45	2,772,420,000	2,611,602,000	160,818,000	113,864,436,000	-3,201,954,000
46	2,743,902,000	2,537,220,000	206,682,000	116,608,338,000	-3,408,636,000
47	2,814,168,000	2,693,334,000	120,834,000	119,422,506,000	-3,529,470,000
48	2,815,932,000	2,583,084,000	232,848,000	122,238,438,000	-3,762,318,000
<b>Total</b>	<b>122,238,438,000</b>	<b>118,476,120,000</b>	<b>3,762,318,000</b>	<b>122,238,438,000</b>	<b>3,762,318,000</b>

Source: Derived from U.S. Product Supplied of Finished Motor Gasoline, Weekly, U.S. Energy Information Administration, published 9/1/2021

**Please direct questions to: [PolicyInfoFeedback@dot.gov](mailto:PolicyInfoFeedback@dot.gov)**