

# Special Issue

## Weekly Motor Fuel Report

Office of Highway  
Policy Information

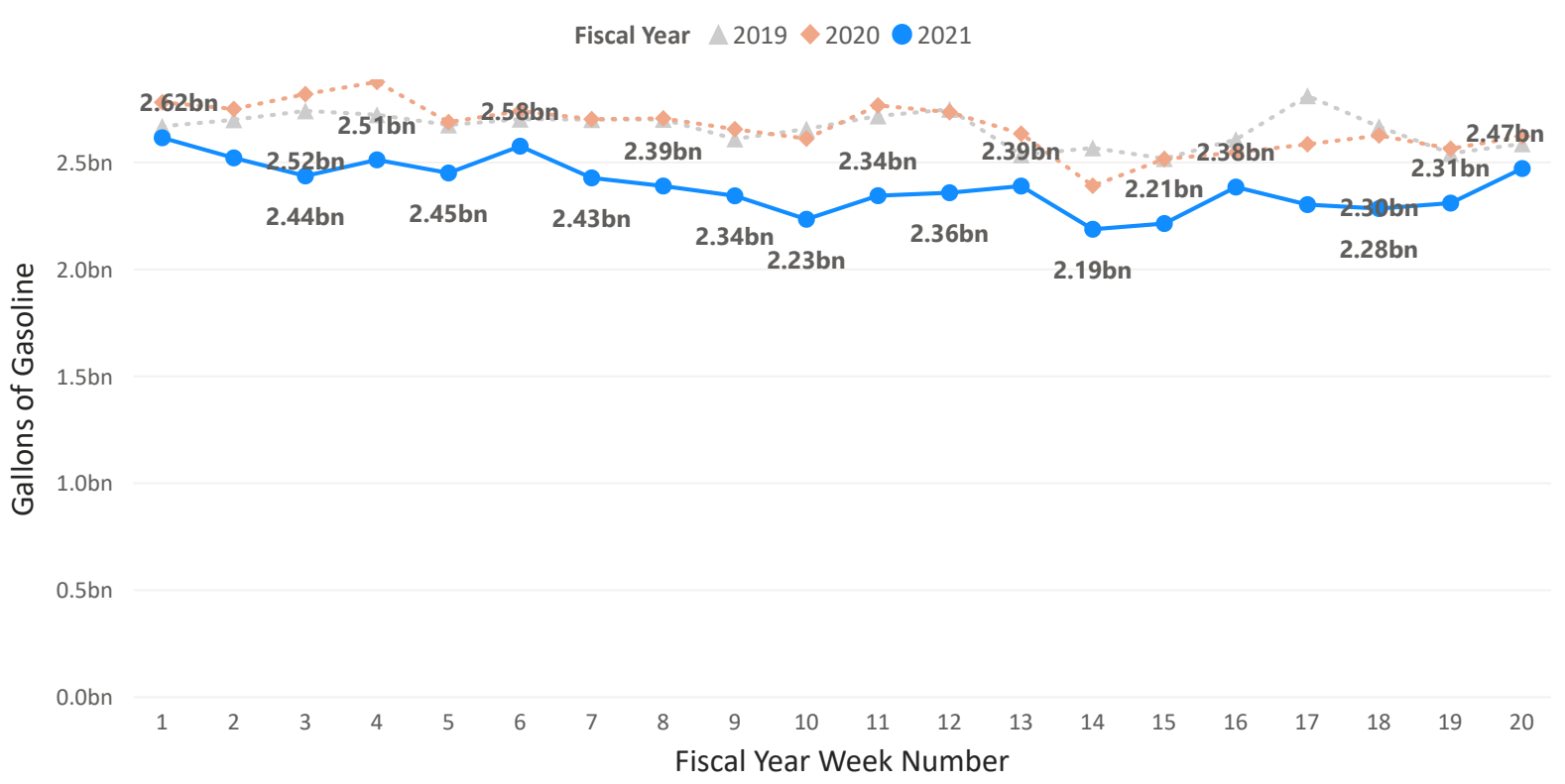
Gasoline Product Supplied for Fiscal Year Week No. 20

Data complete through 2/12/2021

Excludes Diesel and Alternative Fuels

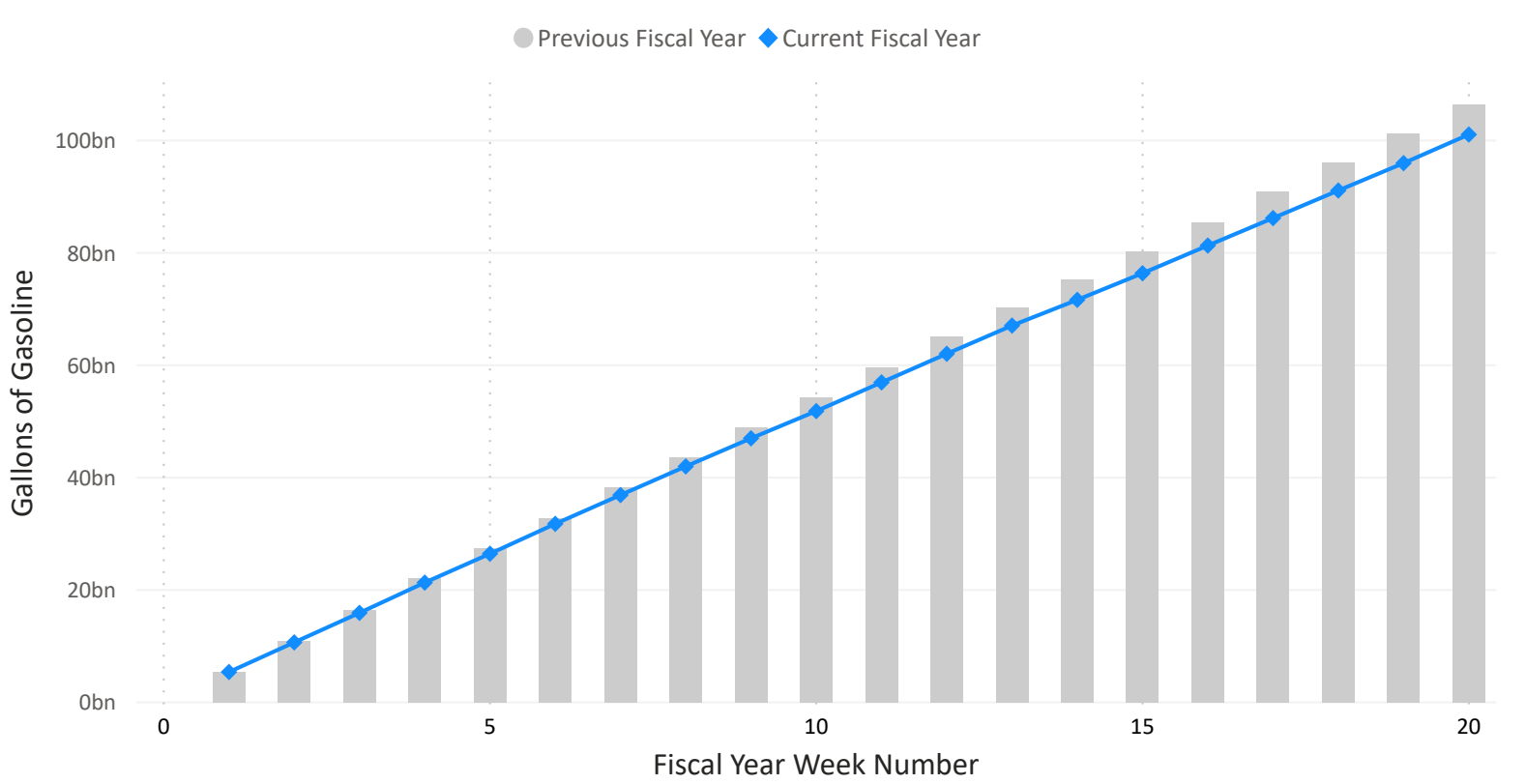
**Gasoline product supplied totaled 2.47 billion gallons in week 20. This is an increase of 7% from the previous week.**

Weekly Gasoline Product Supplied



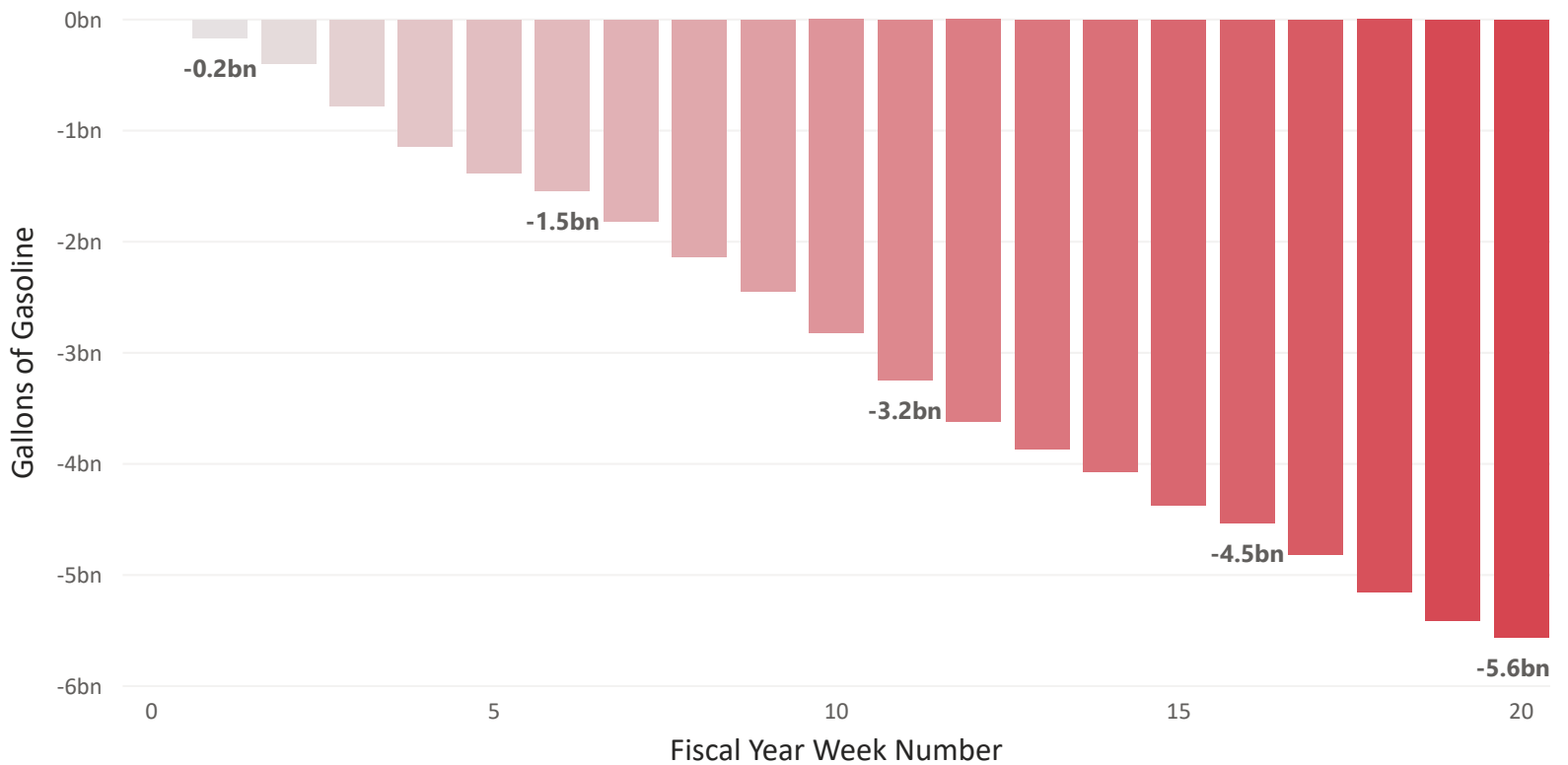
**Gasoline product supplied compared to the same week last year decreased by -5.73% and decreased by -4.47% for the same week two years ago.**

Weekly Cumulative Gallons of Gasoline Product Supplied



**By this week in 2021, 5.56 billion less gallons of gasoline have been supplied than by the same week in 2020.**

Cumulative Difference in Gallons of Gasoline Product Supplied in the US by Week (2021 - 2020)



Weekly Gasoline Product Supplied Table

Fiscal Week	Current Year Production	Previous Year Production	Difference From Same Week Last Year	Current Year Cumulative Production	Cumulative Difference
1	2,615,424,000	2,781,240,000	-165,816,000	2,615,424,000	-165,816,000
2	2,521,344,000	2,750,076,000	-228,732,000	5,136,768,000	-394,548,000
3	2,436,966,000	2,819,460,000	-382,494,000	7,573,734,000	-777,042,000
4	2,512,230,000	2,876,496,000	-364,266,000	10,085,964,000	-1,141,308,000
5	2,450,784,000	2,688,630,000	-237,846,000	12,536,748,000	-1,379,154,000
6	2,576,028,000	2,740,374,000	-164,346,000	15,112,776,000	-1,543,500,000
7	2,427,852,000	2,702,448,000	-274,596,000	17,540,628,000	-1,818,096,000
8	2,389,926,000	2,705,976,000	-316,050,000	19,930,554,000	-2,134,146,000
9	2,344,062,000	2,655,408,000	-311,346,000	22,274,616,000	-2,445,492,000
10	2,234,400,000	2,611,308,000	-376,908,000	24,509,016,000	-2,822,400,000
11	2,344,650,000	2,766,834,000	-422,184,000	26,853,666,000	-3,244,584,000
12	2,358,468,000	2,735,082,000	-376,614,000	29,212,134,000	-3,621,198,000
13	2,389,632,000	2,634,534,000	-244,902,000	31,601,766,000	-3,866,100,000
14	2,187,654,000	2,391,102,000	-203,448,000	33,789,420,000	-4,069,548,000
15	2,214,408,000	2,516,052,000	-301,644,000	36,003,828,000	-4,371,192,000
16	2,384,928,000	2,546,628,000	-161,700,000	38,388,756,000	-4,532,892,000
17	2,302,902,000	2,585,142,000	-282,240,000	40,691,658,000	-4,815,132,000
18	2,284,380,000	2,626,302,000	-341,922,000	42,976,038,000	-5,157,054,000
19	2,309,958,000	2,564,268,000	-254,310,000	45,285,996,000	-5,411,364,000
20	2,471,658,000	2,621,892,000	-150,234,000	47,757,654,000	-5,561,598,000
<b>Total</b>	<b>47,757,654,000</b>	<b>53,319,252,000</b>	<b>-5,561,598,000</b>	<b>47,757,654,000</b>	<b>-5,561,598,000</b>

Source: Derived from U.S. Product Supplied of Finished Motor Gasoline, Weekly, U.S. Energy Information Administration, published 2/18/2021

**Please direct questions to: [PolicyInfoFeedback@dot.gov](mailto:PolicyInfoFeedback@dot.gov)**