

Special Issue

Weekly Motor Fuel Report

Office of Highway
Policy Information

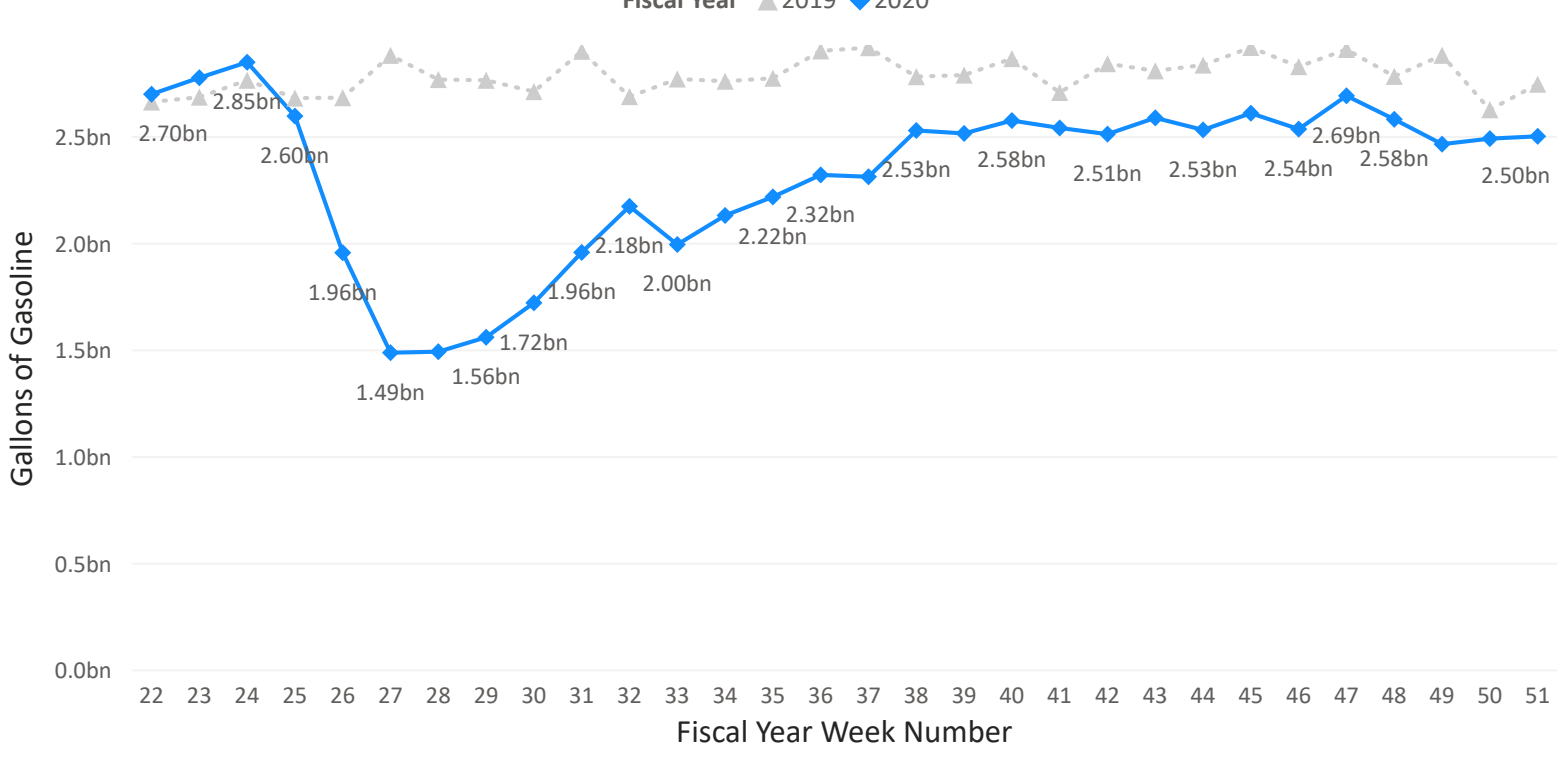
Gasoline Product Supplied for Fiscal Year Week No. 51

Data complete through 9/18/2020

Excludes Diesel and Alternative Fuels

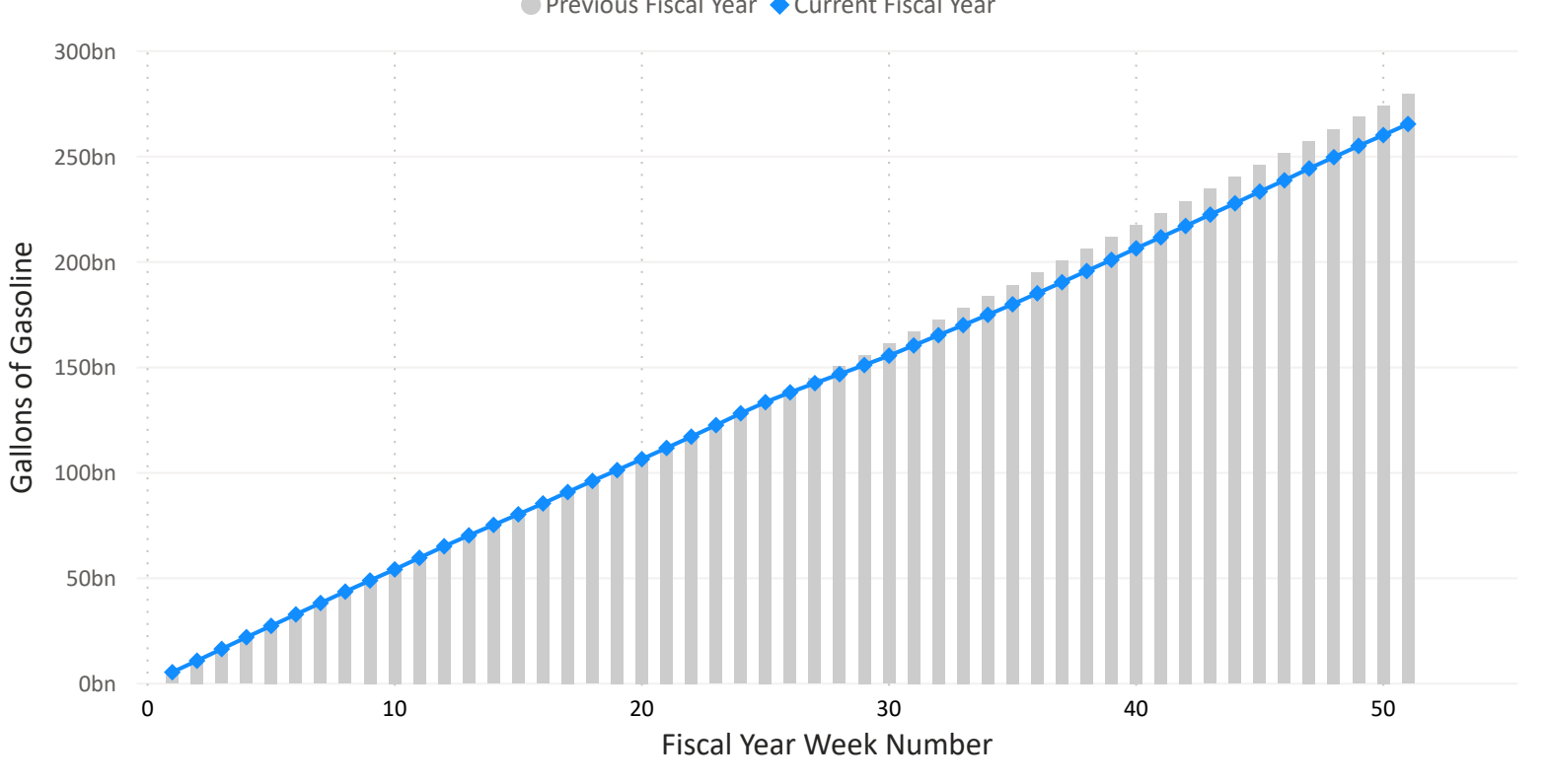
Gasoline product supplied totaled 2.5 billion gallons in week 51. This is an increase of 0.44% from the previous week.

Weekly Gasoline Product Supplied



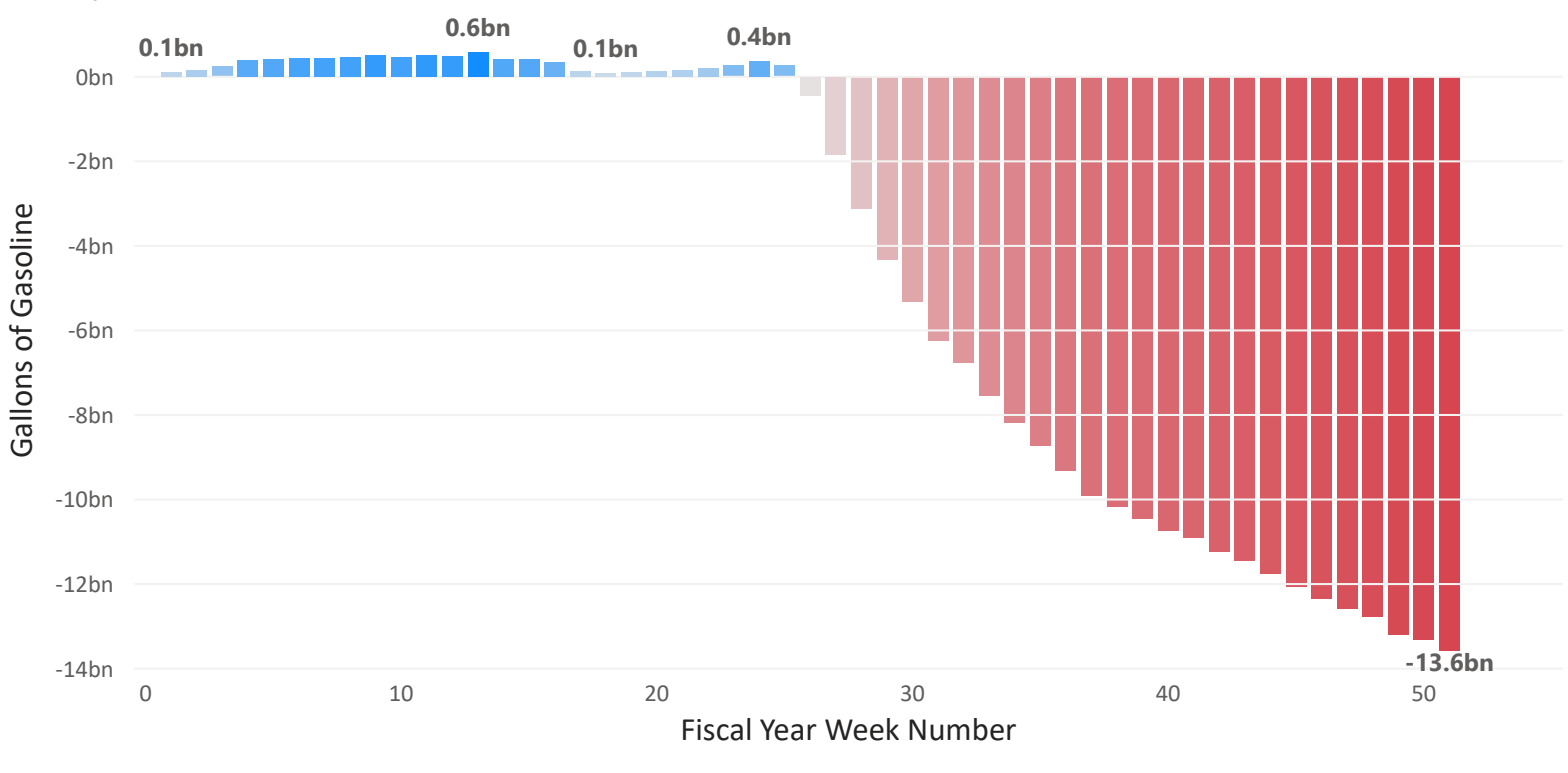
Gasoline product supplied compared to the same week last year decreased by -8.89%.

Weekly Cumulative Gallons of Gasoline Product Supplied



By this week in 2020, 13.57 billion less gallons of gasoline have been supplied than by the same week in 2019.

Cumulative Difference in Gallons of Gasoline Product Supplied in the US by Week (2020 - 2019)



Weekly Gasoline Product Supplied Table

Fiscal Week	Current Year Production	Previous Year Production	Difference From Same Week Last Year	Current Year Cumulative Production	Cumulative Difference
1	2,781,240,000	2,668,932,000	112,308,000	2,781,240,000	112,308,000
2	2,750,076,000	2,699,508,000	50,568,000	5,531,316,000	162,876,000
3	2,819,460,000	2,741,256,000	78,204,000	8,350,776,000	241,080,000
4	2,876,496,000	2,723,028,000	153,468,000	11,227,272,000	394,548,000
5	2,688,630,000	2,675,106,000	13,524,000	13,915,902,000	408,072,000
6	2,740,374,000	2,702,448,000	37,926,000	16,656,276,000	445,998,000
7	2,702,448,000	2,700,390,000	2,058,000	19,358,724,000	448,056,000
8	2,705,976,000	2,701,272,000	4,704,000	22,064,700,000	452,760,000
9	2,655,408,000	2,609,838,000	45,570,000	24,720,108,000	498,330,000
10	2,611,308,000	2,656,584,000	-45,276,000	27,331,416,000	453,054,000
11	2,766,834,000	2,717,442,000	49,392,000	30,098,250,000	502,446,000
12	2,735,082,000	2,748,312,000	-13,230,000	32,833,332,000	489,216,000
13	2,634,534,000	2,535,162,000	99,372,000	35,467,866,000	588,588,000
14	2,391,102,000	2,568,090,000	-176,988,000	37,858,968,000	411,600,000
15	2,516,052,000	2,518,110,000	-2,058,000	40,375,020,000	409,542,000
16	2,546,628,000	2,607,192,000	-60,564,000	42,921,648,000	348,978,000
17	2,585,142,000	2,811,816,000	-226,674,000	45,506,790,000	122,304,000
18	2,626,302,000	2,667,462,000	-41,160,000	48,133,092,000	81,144,000
19	2,564,268,000	2,542,512,000	21,756,000	50,697,360,000	102,900,000
20	2,621,892,000	2,587,200,000	34,692,000	53,319,252,000	137,592,000
21	2,656,290,000	2,640,414,000	15,876,000	55,975,542,000	153,468,000
22	2,700,684,000	2,664,228,000	36,456,000	58,676,226,000	189,924,000
23	2,778,006,000	2,687,160,000	90,846,000	61,454,232,000	280,770,000
24	2,850,624,000	2,766,246,000	84,378,000	64,304,856,000	365,148,000
25	2,598,078,000	2,682,456,000	-84,378,000	66,902,934,000	280,770,000
26	1,957,746,000	2,684,514,000	-726,768,000	68,860,680,000	-445,998,000
27	1,489,110,000	2,882,964,000	-1,393,854,000	70,349,790,000	-1,839,852,000
28	1,493,814,000	2,769,480,000	-1,275,666,000	71,843,604,000	-3,115,518,000
29	1,561,434,000	2,766,246,000	-1,204,812,000	73,405,038,000	-4,320,330,000
30	1,722,840,000	2,713,032,000	-990,192,000	75,127,878,000	-5,310,522,000
31	1,959,216,000	2,902,074,000	-942,858,000	77,087,094,000	-6,253,380,000
32	2,175,012,000	2,689,512,000	-514,500,000	79,262,106,000	-6,767,880,000
33	1,996,260,000	2,772,126,000	-775,866,000	81,258,366,000	-7,543,746,000
34	2,132,382,000	2,761,836,000	-629,454,000	83,390,748,000	-8,173,200,000
35	2,219,406,000	2,775,654,000	-556,248,000	85,610,154,000	-8,729,448,000
36	2,322,600,000	2,903,838,000	-581,238,000	87,932,754,000	-9,310,686,000
37	2,313,780,000	2,918,832,000	-605,052,000	90,246,534,000	-9,915,738,000
38	2,530,752,000	2,783,004,000	-252,252,000	92,777,286,000	-10,167,990,000
39	2,516,934,000	2,790,648,000	-273,714,000	95,294,220,000	-10,441,704,000
40	2,577,204,000	2,867,676,000	-290,472,000	97,871,424,000	-10,732,176,000
41	2,542,512,000	2,708,916,000	-166,404,000	100,413,936,000	-10,898,580,000
42	2,513,700,000	2,843,862,000	-330,162,000	102,927,636,000	-11,228,742,000
43	2,589,846,000	2,810,346,000	-220,500,000	105,517,482,000	-11,449,242,000
44	2,533,398,000	2,837,394,000	-303,996,000	108,050,880,000	-11,753,238,000
45	2,611,602,000	2,920,008,000	-308,406,000	110,662,482,000	-12,061,644,000
46	2,537,220,000	2,830,044,000	-292,824,000	113,199,702,000	-12,354,468,000
47	2,693,334,000	2,910,600,000	-217,266,000	115,893,036,000	-12,571,734,000
48	2,583,084,000	2,784,474,000	-201,390,000	118,476,120,000	-12,773,124,000
49	2,466,660,000	2,883,258,000	-416,598,000	120,942,780,000	-13,189,722,000
50	2,492,532,000	2,628,066,000	-135,534,000	123,435,312,000	-13,325,256,000
51	2,503,410,000	2,747,724,000	-244,314,000	125,938,722,000	-13,569,570,000
Total	125,938,722,000	139,508,292,000	-13,569,570,000	125,938,722,000	-13,569,570,000

Source: Derived from U.S. Product Supplied of Finished Motor Gasoline, Weekly, U.S. Energy Information Administration, published 9/23/2020

Please direct questions to: PolicyInfoFeedback@dot.gov