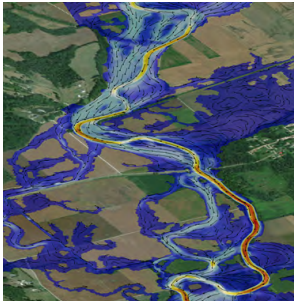




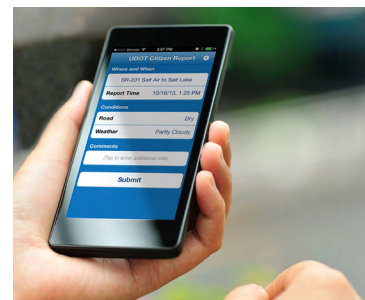

U.S. Department of Transportation  
**Federal Highway Administration**



# Every Day Counts: On-Ramp to Innovation

***EDC-5 Progress Report #3***  
January – June 2020

# Foreword



Every Day Counts (EDC) is the Federal Highway Administration's program to advance a culture of innovation in the transportation community in partnership with public and private stakeholders. Through this State-based effort, FHWA coordinates rapid deployment of proven strategies and technologies to shorten the project delivery process, enhance roadway safety, reduce traffic congestion, and integrate automation.

This report summarizes the June 2020 status of deployment for the 10 innovations in the fifth round of EDC. The report is intended to be a resource for transportation stakeholders as they implement their innovation deployment plans and to encourage innovation in managing highway project delivery to better serve the Nation.

## Notice

This document is disseminated under the sponsorship of the U.S. Department of Transportation in the interest of information exchange. The U.S. Government assumes no liability for the use of the information contained in this document. The U.S. Government does not endorse products or manufacturers. Trademarks or manufacturers' names appear in this report only because they are considered essential to the objective of the document.

## Quality Assurance Statement

The Federal Highway Administration provides high-quality information to serve government, industry, and the public in a manner that promotes public understanding. Standards and policies are used to ensure and maximize the quality, objectivity, utility, and integrity of its information. FHWA periodically reviews quality issues and adjusts its programs and processes to ensure continuous quality improvement.

# CONTENTS

---

<b>Foreword</b> .....	<b>ii</b>
<b>Every Day Counts: On-Ramp to Innovation</b> .....	<b>2</b>
<b>EDC-5 Innovation Implementation</b> .....	<b>3</b>
<b>Innovation Implementation Stages</b> .....	<b>3</b>
Advanced Geotechnical Methods in Exploration.....	4
Collaborative Hydraulics: Advancing to the Next Generation of Engineering (CHANGE) .....	5
Crowdsourcing for Operations .....	6
Project Bundling.....	7
Reducing Rural Roadway Departures .....	8
Safe Transportation for Every Pedestrian .....	9
Unmanned Aerial Systems.....	10
Value Capture: Capitalizing on the Value Created by Transportation .....	11
Virtual Public Involvement.....	12
Weather-Responsive Management Strategies.....	13
<b>Acronyms and Abbreviations</b> .....	<b>14</b>
<b>More Information</b> .....	<b>14</b>
<b>Appendix</b> .....	<b>15</b>

---

“A culture of innovation is an organizational environment that provides the space to think freely, to think differently, and to challenge how things are done today so they can be improved for tomorrow.”

*Tony Furst, FHWA Chief Innovation Officer*

---

# Every Day Counts: On-Ramp to Innovation

The Federal Highway Administration created [Every Day Counts](#) (EDC) to accelerate highway project delivery and foster an innovative culture in the transportation community. Through EDC's State-based model, FHWA collaborates with the [American Association of State Highway and Transportation Officials](#) (AASHTO) and other stakeholders to rapidly deploy proven but underused innovations to shorten the project delivery process, enhance safety, reduce congestion, and integrate automation. EDC provides an on-ramp to innovations that save time, money, and resources agencies can use to deliver more projects and better serve the traveling public.

EDC, which has promoted 52 innovations since 2011, has had a significant positive impact on the transportation community's adoption of new technologies and processes. Every State has advanced at least 19 EDC innovations, and some have deployed more than 40. Many of these technologies and processes are now mainstream practices. The 2015 [Fixing America's Surface Transportation Act](#) directed FHWA to continue working with stakeholders to advance innovation adoption through EDC.

Every 2 years, FHWA works with State and local governments, tribes, industry, and other stakeholders to identify a new set of innovative technologies and practices that merit accelerated deployment through EDC. [State Transportation Innovation Councils](#) (STICs) establish implementation performance goals, taking into account the innovations that will meet the unique needs of their State and local programs.

FHWA deployment teams offer technical assistance, training, and outreach to help the transportation community adopt EDC innovations. FHWA also offers assistance through its [STIC Incentive](#) and [Accelerated Innovation Deployment \(AID\) Demonstration](#) programs. The STIC Incentive program provides up to \$100,000 a year per STIC to help make innovations standard practice. The AID Demonstration program provides up to \$1 million to support the cost of deploying an innovation on any phase of a highway project. The program allocates up to \$10 million a year in incentive funds.

During each EDC deployment cycle, FHWA reports regularly on innovation deployment status in each State and aggregates the data to provide a nationwide overview. FHWA also works with stakeholders to share success stories, specifications, best practices, and data through case studies, web conferences, presentations, and demonstration projects. The result is rapid technology transfer and accelerated deployment of innovation across the Nation.

# EDC-5 Innovation Implementation

Every 6 months, FHWA compiles a report on the status of the state of practice for the current round of EDC innovations. This section provides details on the 10 innovations FHWA is encouraging States to adopt in EDC-5. It includes maps and charts that show the progress in advancing the technologies and practices by the end of June 2020.

The maps illustrate the innovation implementation stage in each State. The charts show the number of States that have demonstrated, assessed, or institutionalized the innovation, as well as the January 2019 baseline data and December 2020 goals States set.

This report uses “State” as a general term that includes the State transportation department, metropolitan planning organizations, local governments, tribes, private industry, and other stakeholders in a State or territory. Information is provided for the 50 States, Washington, DC, Puerto Rico, the U.S. Virgin Islands, and Federal Lands Highway (FLH), a total of 54 entities.

The following table defines the innovation deployment stages displayed on the maps and charts.

## Innovation Implementation Stages

<b>Not Implementing</b>	The State is not using the innovation anywhere in the State and is not interested in pursuing the innovation.
<b>Development Stage</b>	The State is collecting guidance and best practices, building support with partners and stakeholders, and developing an implementation process.
<b>Demonstration Stage</b>	The State is testing and piloting the innovation.
<b>Assessment Stage</b>	The State is assessing the performance of and process for carrying out the innovation and making adjustments to prepare for full deployment.
<b>Institutionalized</b>	The State has adopted the innovation as a standard process or practice and uses it regularly on projects.

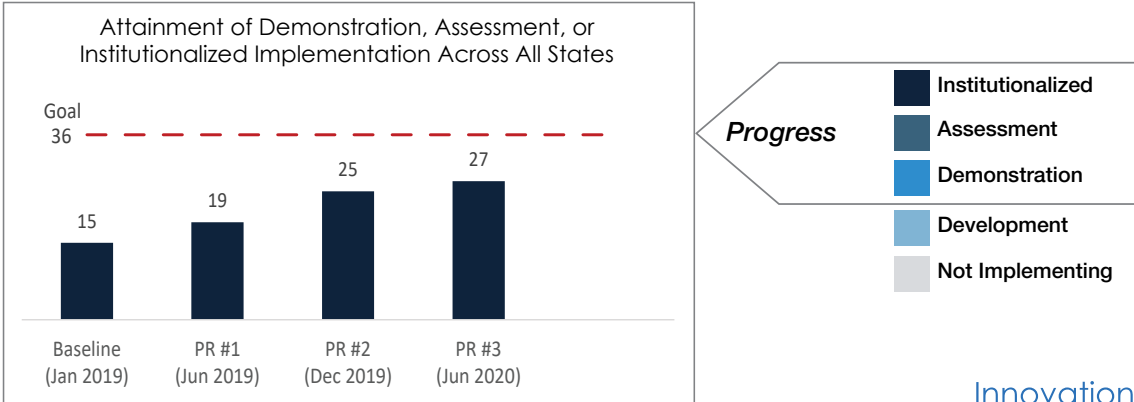
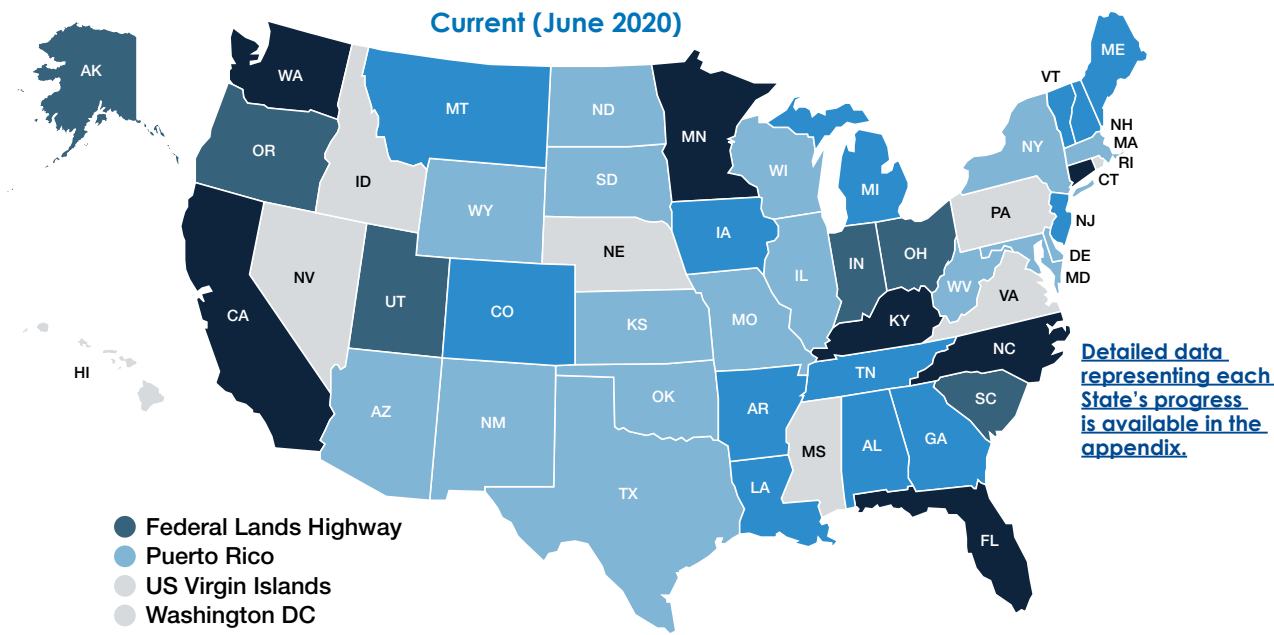
# Advanced Geotechnical Methods in Exploration

**Advanced geotechnical methods in exploration** (A-GaME) offer solutions for generating more accurate geotechnical characterizations that improve transportation project design and construction, leading to shorter project delivery times and reducing risks associated with limited data on subsurface site conditions.

Effective site characterization is critical for recognizing potential problems that may affect design and construction and for ensuring safe, high-quality, and cost-effective projects. Conventional subsurface exploration methods provide limited data, however, which can result in constructability issues and increased cost.

Proven but underused technologies are available that, when combined with processes that assess risk and variability, allow optimization of subsurface exploration programs for improved site characterization. These A-GaME technologies include cone penetration testing, seismic and electrical geophysics, measurement while drilling, and optical and acoustic televiewers.

Seventeen States are developing implementation plans and learning more about the A-GaME initiative. Twenty States are demonstrating and assessing advanced geotechnical methods. Seven States have institutionalized A-GaME strategies.




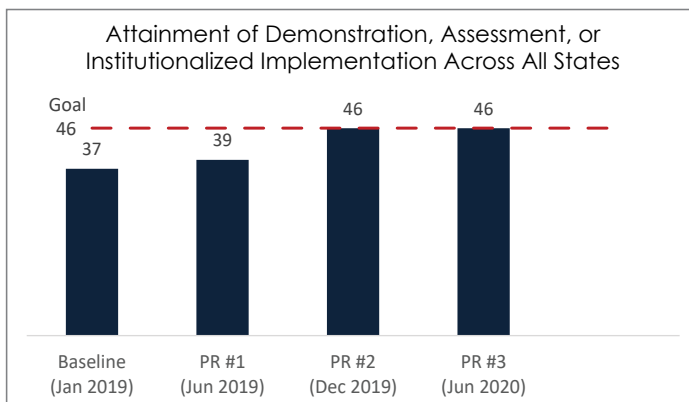
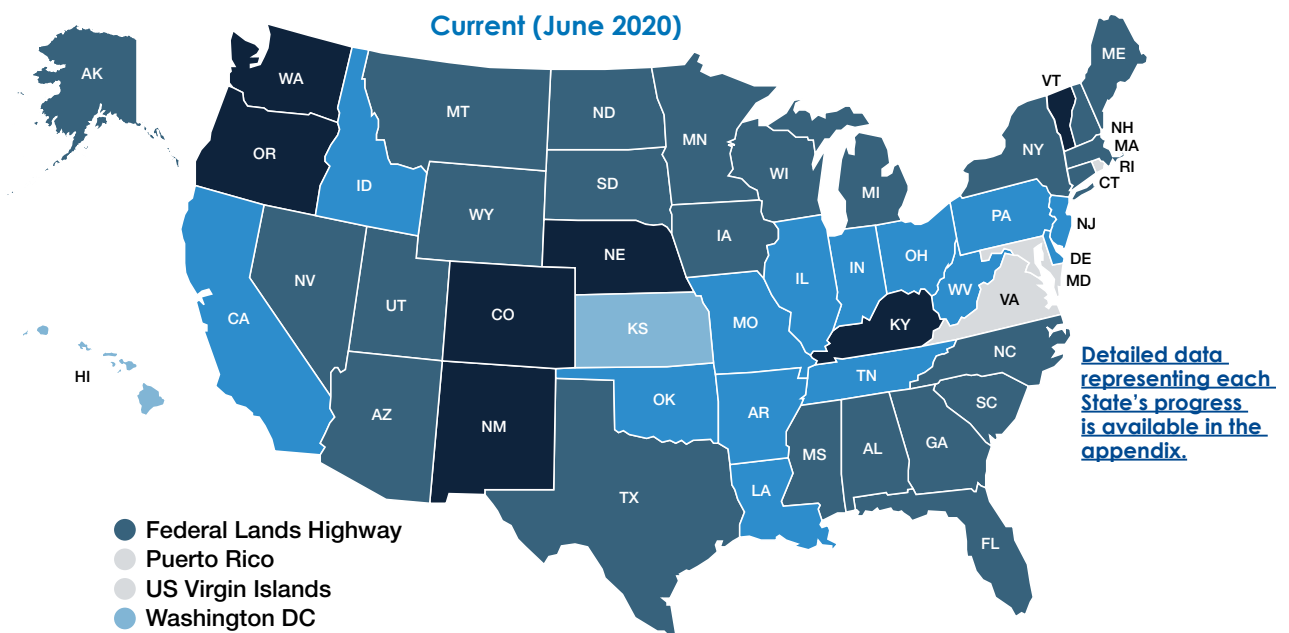
# Collaborative Hydraulics: Advancing to the Next Generation of Engineering (CHANGE)

Tools in the [collaborative hydraulics: advancing to the next generation of engineering](#) (CHANGE) initiative improve understanding of complex interactions between river or coastal environments and transportation assets, enabling better design and project delivery and enhanced communication.

Advances in hydraulic modeling tools have made two-dimensional (2D) modeling more efficient, intuitive, and accessible to engineers and designers. Because 2D models avoid many of the limiting assumptions required by traditional one-dimensional models, the results can significantly improve the ability of highway agencies to design safer, more cost-effective, and more resilient structures on waterways.

The three-dimensional (3D) visualization capabilities of these hydraulic modeling tools aid in communicating design results and implications to stakeholders through intuitive and visually rich graphical output. That, in turn, can enhance collaboration and help streamline project development, including environmental and regulatory activities.

Three States are developing implementation plans and learning more about the CHANGE initiative. Thirty-nine States are demonstrating and assessing hydraulic modeling tools. Seven States have institutionalized 2D hydraulic modeling.





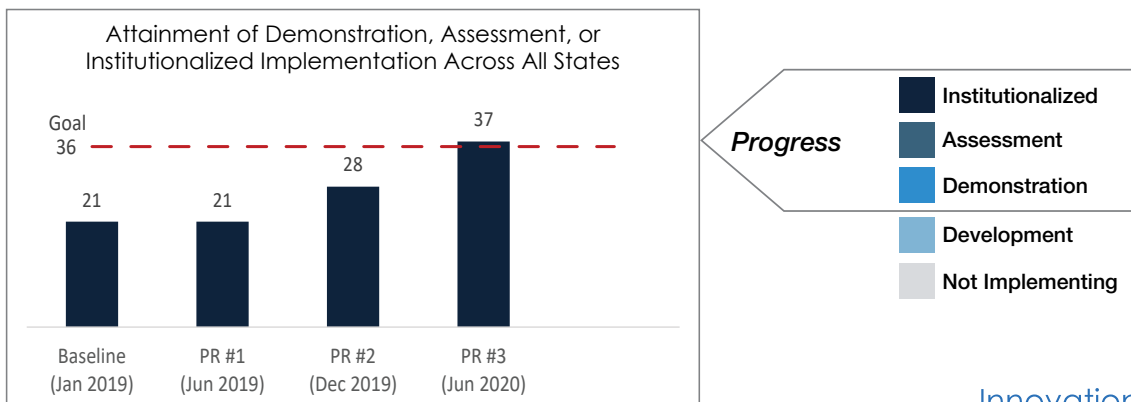
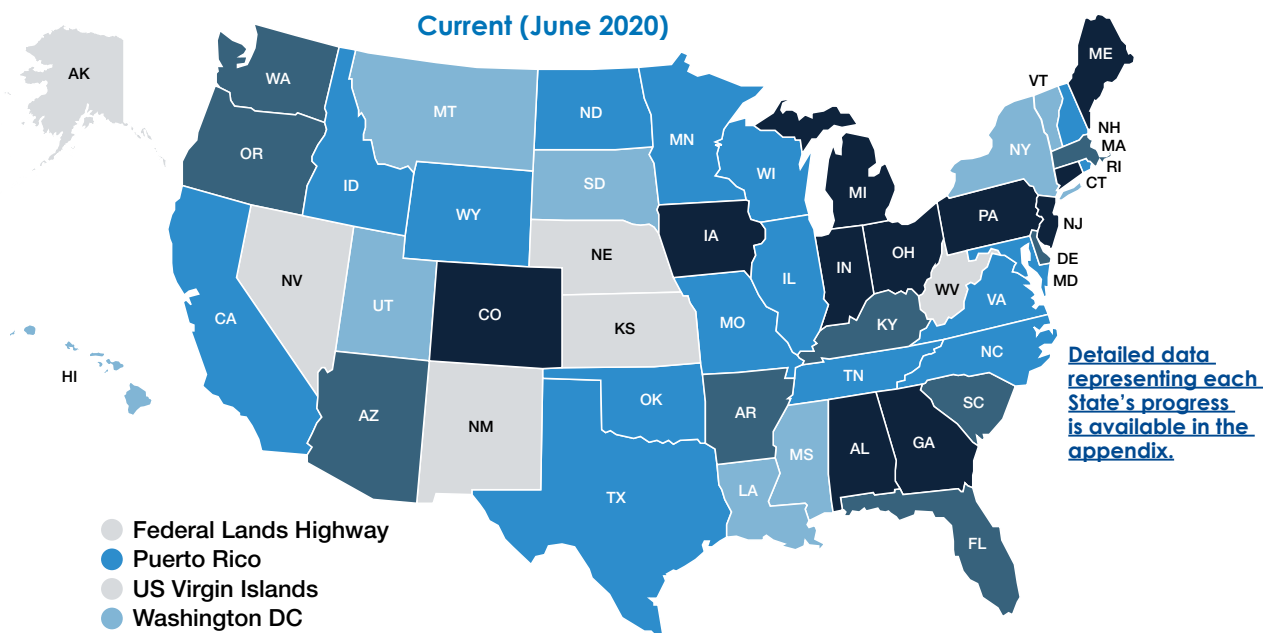
# Crowdsourcing for Operations

**Crowdsourcing for operations** turns transportation system users into real-time sensors on system performance, providing low-cost, high-quality data on traffic operations, conditions, and patterns.

Transportation systems management and operations (TSMO) programs strive to optimize the use of roadway facilities through traveler information, incident management, road weather management, arterial management, and other strategies targeting the causes of congestion. TSMO programs require real-time, high-quality, and wide-ranging roadway information. However, geographic coverage gaps, lags in information timeliness, life-cycle costs for field equipment, and jurisdictional stovepipes associated with fixed sensor and camera monitoring can limit agencies' abilities to proactively operate transportation systems.

Public agencies at the Federal, State, and local levels are increasing their situational awareness and the quality and quantity of operations data using crowdsourcing, which enables agency staff to cost-effectively apply proactive strategies and make better decisions that lead to safer and more reliable travel.

Nine States are developing implementation plans and learning more about crowdsourcing to advance operations. Twenty-six States are demonstrating and assessing crowdsourcing strategies. Eleven States have institutionalized crowdsourcing for operations.






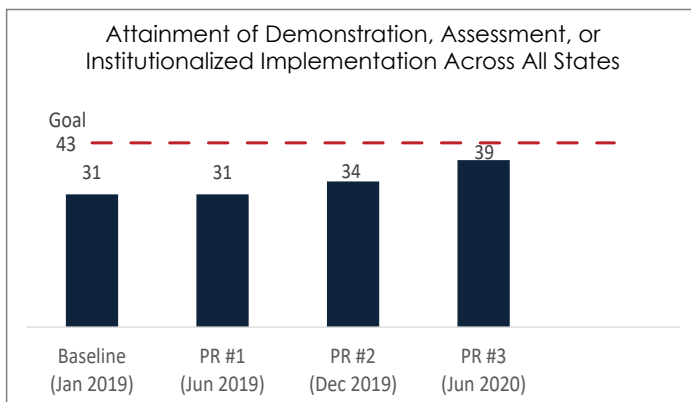
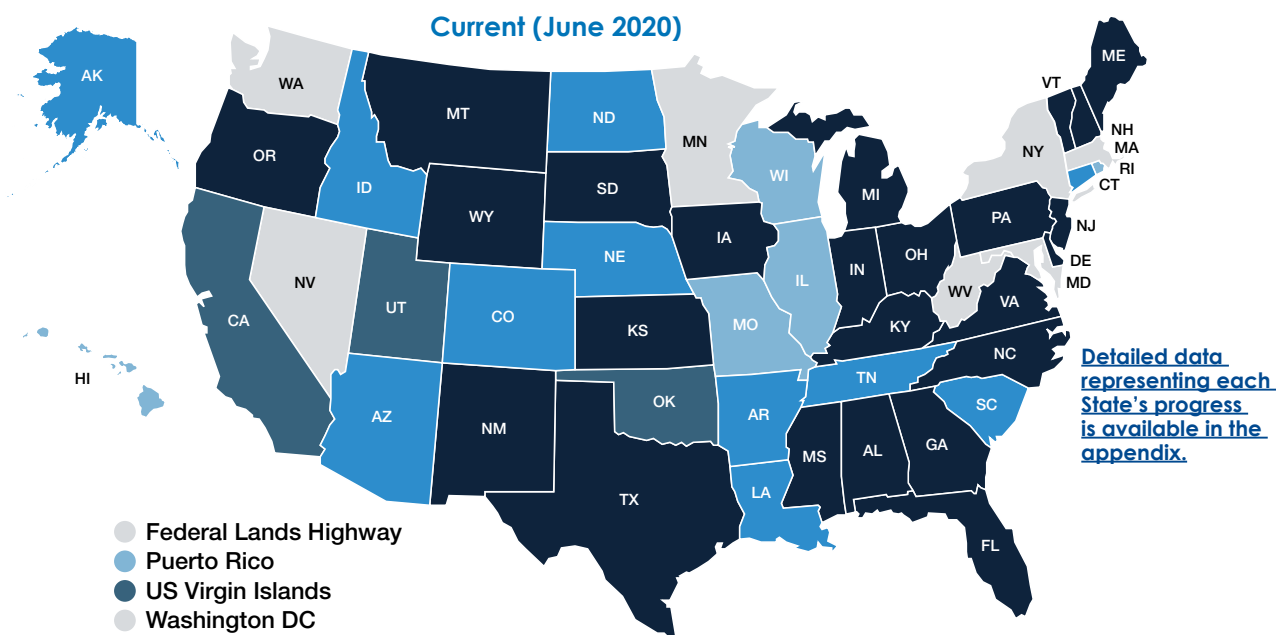
# Project Bundling

**Project bundling** is a time- and money-saving process that combines multiple transportation preservation, rehabilitation, or replacement projects in a single contract. Using an advanced approach to project bundling saves State and local agencies 10 percent or more on construction costs, reduces months of delivery time, and increases efficiency.

Bundled contracts may be procured with a variety of alternative contracting methods, cover one county or the entire State, and involve innovative construction techniques and financing tools. A contract may be tiered to allow a combination of work types, such as design, preservation, or complete replacement. A project bundling program may use a series of bundling projects to achieve agency goals.

Bundling can help agencies maximize resources, save procurement time, leverage design expertise, capitalize on economies of scale, and help keep critical transportation assets in good repair. Bundling also supports greater collaboration during project delivery and construction.

Six States are developing implementation plans and learning more about the project bundling process. Fifteen States are demonstrating and assessing advanced project bundling approaches. Twenty-four States have institutionalized project bundling.



# Reducing Rural Roadway Departures

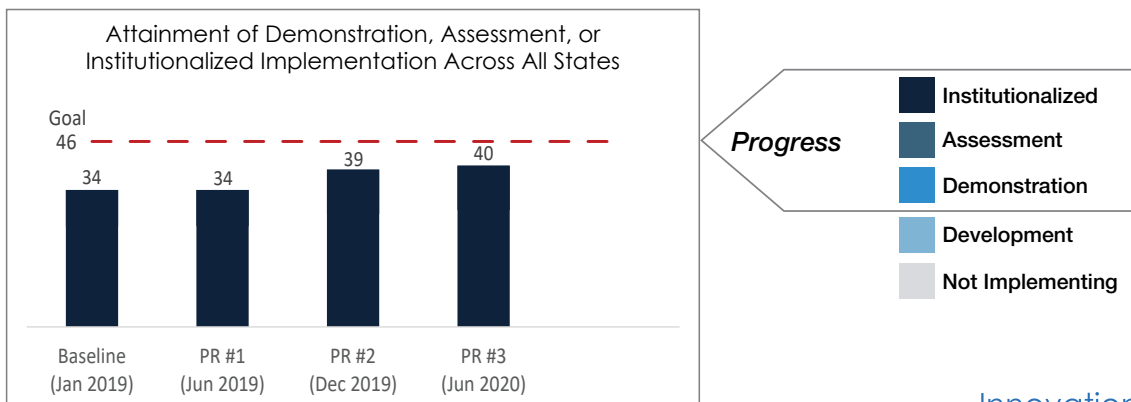
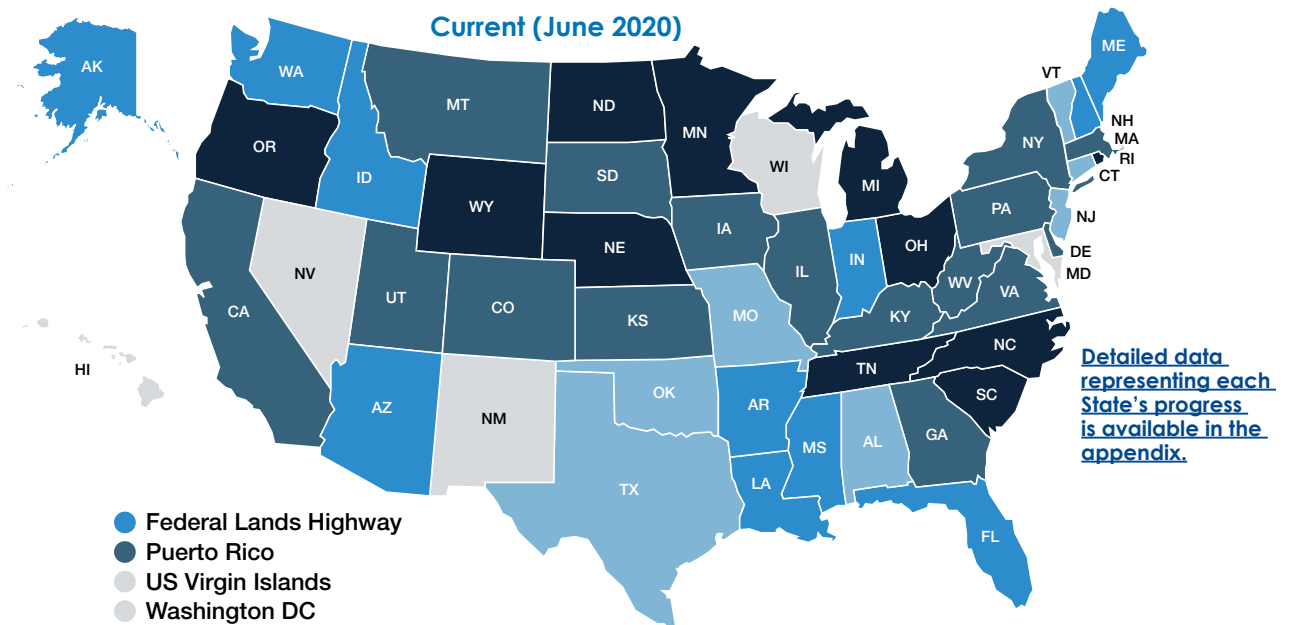
Rural roadway departures account for about a third of U.S. traffic fatalities—30 people every day. Systemic application of proven countermeasures on all public rural roads is critical to [reduce rural roadway departures](#). These countermeasures help keep vehicles in their travel lanes, lower the potential for crashes, and lessen the severity of crashes that do occur.

A data-driven, systemic approach can help transportation agencies prioritize the locations and countermeasures that will be most effective in reducing roadway departures. Agencies can use available data and a variety of tools to analyze their road systems, develop action plans, and deploy proven countermeasures.

Roadway departure countermeasures that enhance safety include the following:

- Signage and markings delineate lane edges and alignment changes and help drivers navigate.
- Rumble strips provide an audible alert to drivers drifting from their lane.
- Friction treatments at curves or other key locations reduce loss of control.
- Shoulders, the [Safety Edge<sup>SM</sup>](#) paving treatment, and clear zones provide opportunities for a safe recovery when drivers leave the roadway.
- Roadside hardware reduces the severity of road departure crashes.

Eight States are developing implementation plans and learning more about reducing rural roadway departures. Twenty-eight States are demonstrating and assessing roadway departure countermeasures. Eleven States have institutionalized rural roadway departure countermeasures.





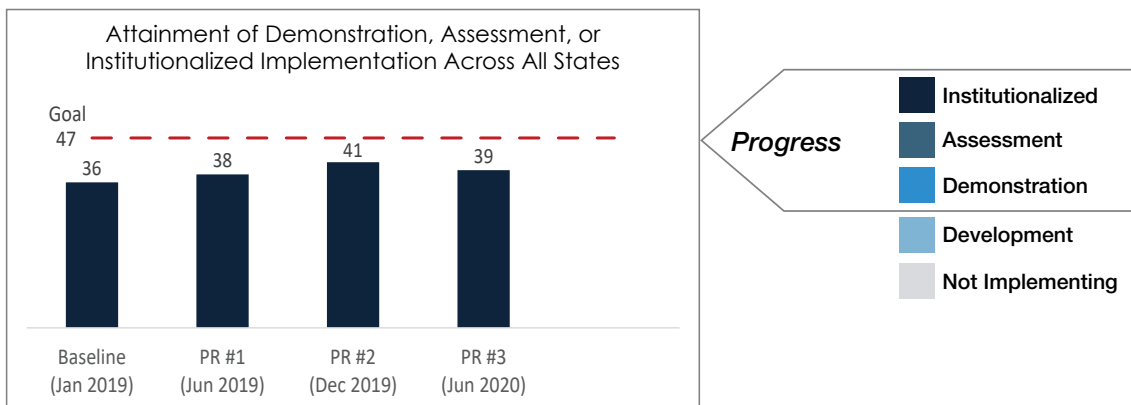
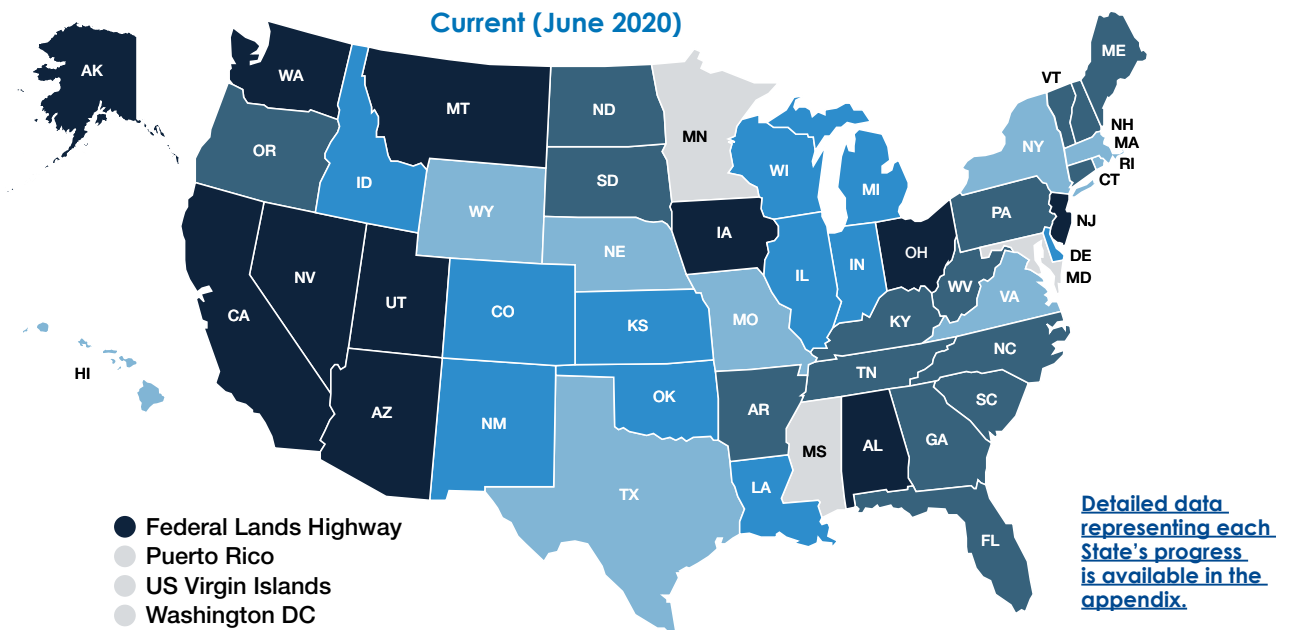
# Unmanned Aerial Systems

**Unmanned aerial systems** (UAS) can benefit many aspects of highway transportation by collecting high-quality data automatically or remotely. Multiuse aircraft controlled by certified operators on the ground, UAS can speed up data collection, increase safety and accuracy, and provide access to hard-to-reach locations.

Bridge inspection enhanced by UAS improves safety for the inspection team and traveling public by reducing the need for work zones. Construction inspection with UAS allows for a bird's-eye view of a project's progress and for the development of 3D terrain models that document construction processes and assist in assessment of earthwork quantity measurement.

UAS technology also helps agencies with emergency response after roadway disturbances such as rockslides, avalanches, and floods and damage assessment after earthquakes, fires, and bridge hits. It allows States to obtain quality data to make more informed decisions using a relatively low-cost platform.

Nine States are developing implementation plans and learning more about UAS applications in highway transportation. Twenty-seven States are demonstrating and assessing UAS. Twelve States have institutionalized the use of UAS.



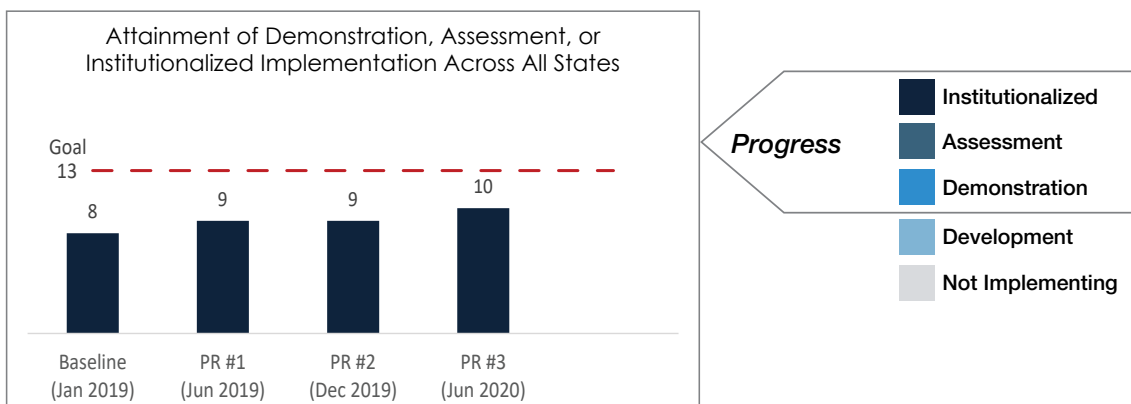
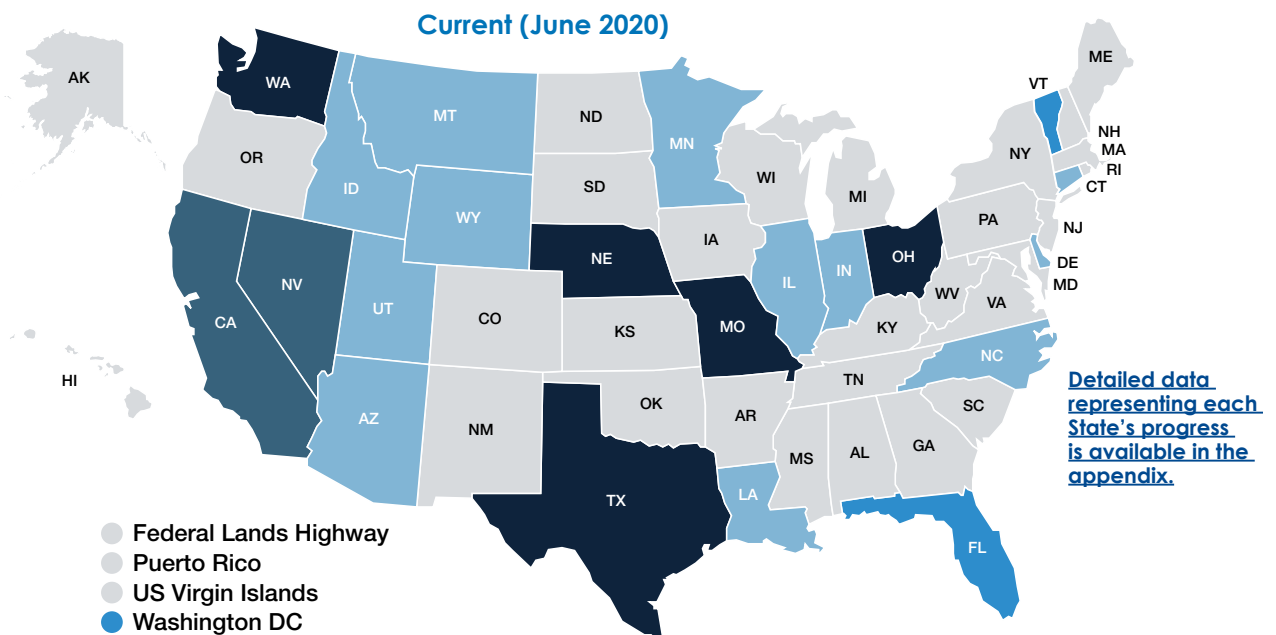
# Value Capture: Capitalizing on the Value Created by Transportation

When agencies invest in transportation improvements, nearby land values often rise, benefiting landowners and developers. **Value capture** techniques enable agencies to share in a portion of these increased property values to invest in future transportation projects.

The value capture initiative promotes tools agencies can use to generate new and enhanced revenue sources to build, maintain, or reinvest in the transportation system. Agencies can add these tools—such as special assessments, right-of-way use agreements, development impact fees, tax increment financing, and transportation utility fees—to the mix of funding sources for transportation improvements.

Value capture tools enable agencies to address gaps in transportation funding and accelerate project delivery. Value capture is useful in urban, suburban, and rural settings and can help fund capital projects as well as operations and maintenance activities.

Twelve States are developing implementation plans and learning more about value capture mechanisms. Five States are demonstrating and assessing tools to generate revenue sources for transportation improvements. Five States have institutionalized the use of value capture.



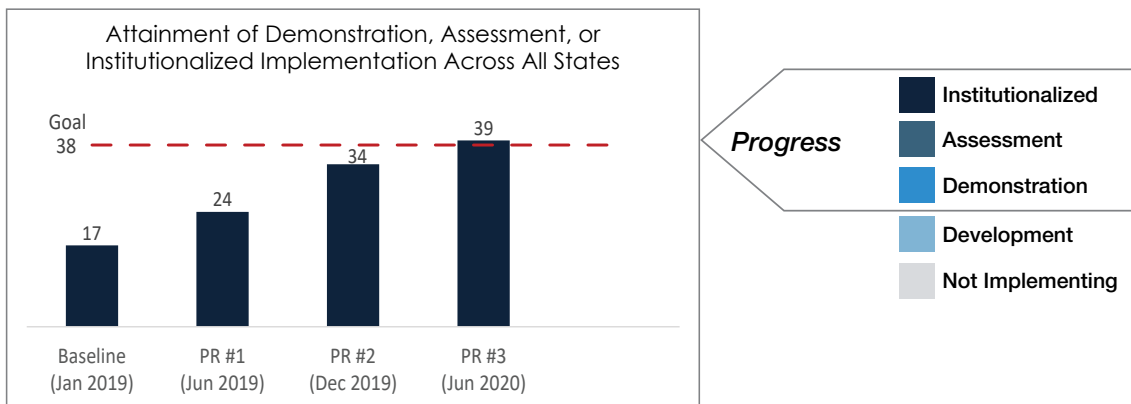
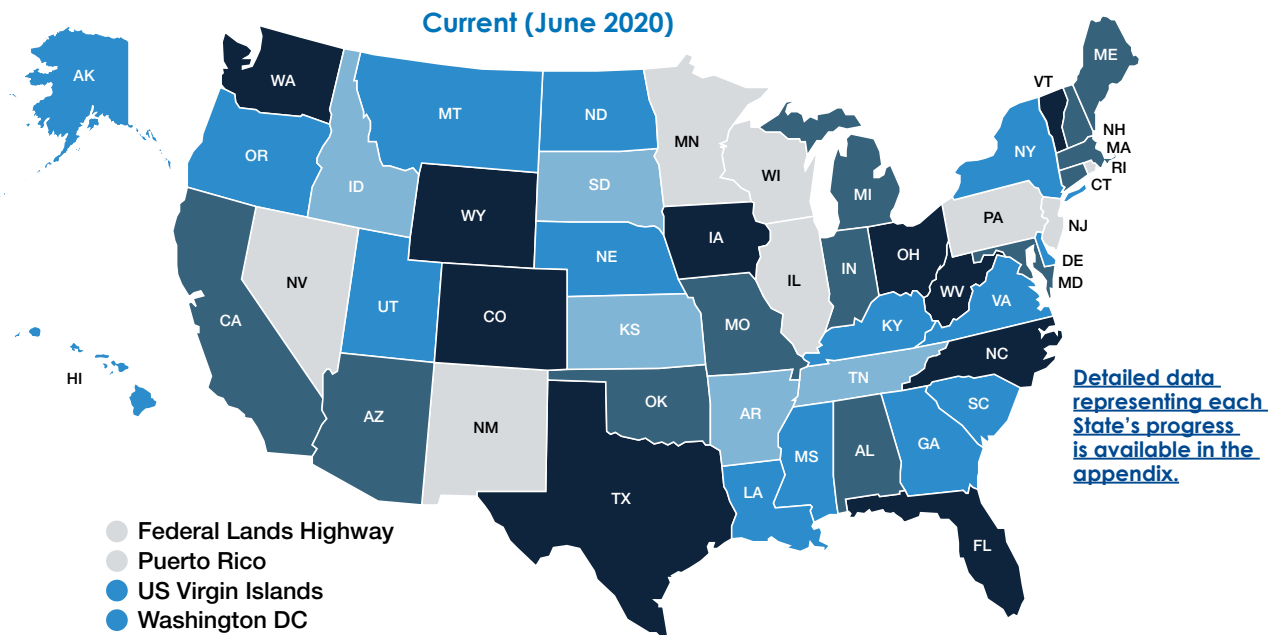
# Virtual Public Involvement

Involving the public in transportation planning and project development can help agencies accelerate project delivery by identifying concerns early in the decision-making process. **Virtual public involvement** strategies enhance agencies' efforts to engage the public by supplementing traditional processes such as face-to-face meetings with digital technology.

Virtual tools and strategies—including mobile applications, project visualizations, do-it-yourself videos, crowdsourcing tools, virtual town halls, mapping tools, and all-in-one tools—make public involvement more accessible. These approaches offer convenient, low-cost methods to inform the public, encourage participation, illustrate projects and plans, and get feedback.

Virtual public involvement can aid in establishing a common vision for transportation and ensure that the public's opinions and needs are considered during planning and project development. Virtual tools can also engage wider, more diverse audiences more efficiently and address barriers to public participation, such as participants' busy schedules.

Five States are developing implementation plans and learning more about virtual public involvement approaches. Twenty-nine States are demonstrating and assessing virtual tools and strategies to engage the public. Ten States have institutionalized the implementation of virtual public involvement.



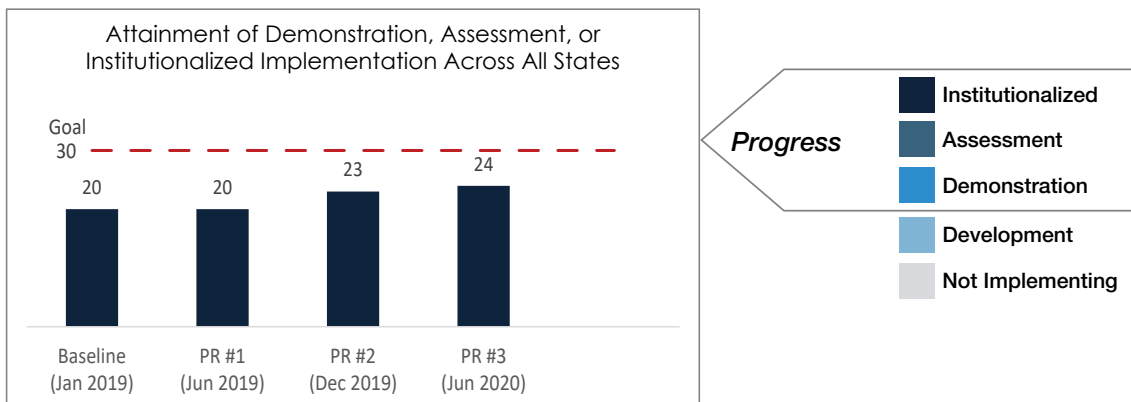
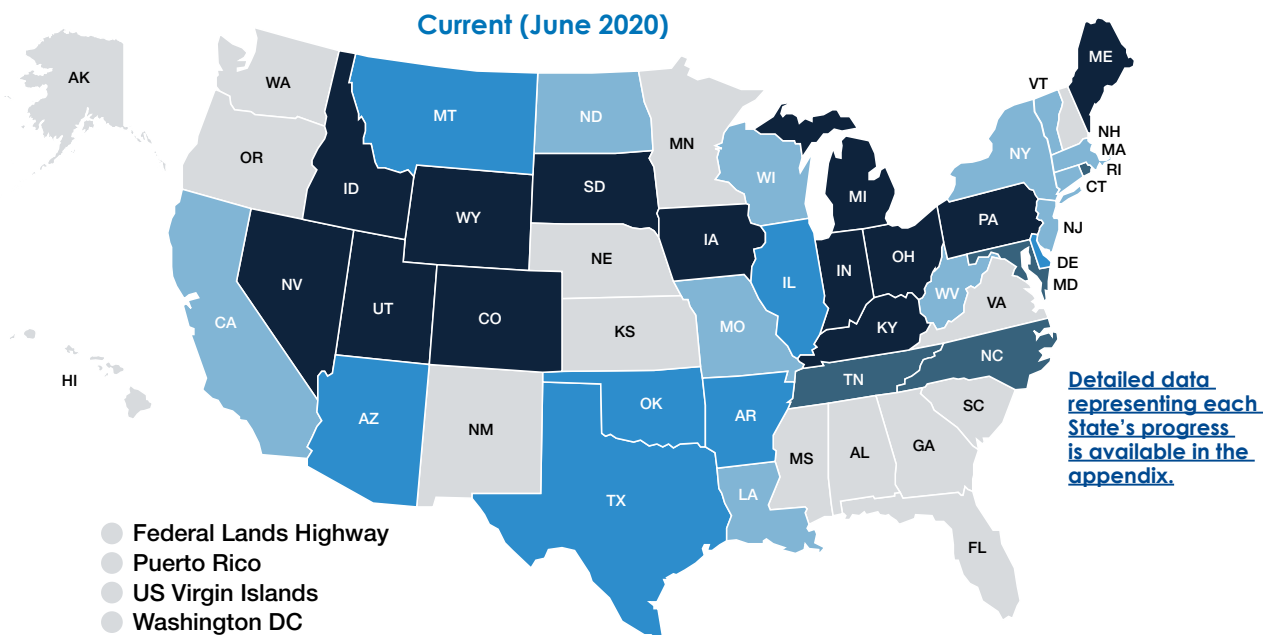
# Weather-Responsive Management Strategies

[Weather-responsive management strategies](#) can increase the effectiveness of traffic operations and highway maintenance during adverse road weather conditions.

Inclement weather is a factor in one out of five crashes on U.S. roads. Each year, nearly 6,000 people are killed and more than 445,000 are injured in weather-related crashes. Inclement weather also contributes to traffic delays, increased freight costs, and environmental impacts from road salt use.

EDC-5 promotes adoption of traffic and maintenance management approaches that use road weather data from [integrating mobile observations](#) and connected vehicles, combined with informed decisions stemming from [Pathfinder](#). Traffic management strategies such as motorist advisory systems, signal timing, and variable speed limits can help agencies improve safety and keep traffic and freight moving. Maintenance management strategies such as plowing, debris removal, and water drainage maintenance also enhance safety and mobility, while anti-icing and deicing techniques can reduce the cost and negative environmental effects of chemical use.

Eleven States are developing implementation plans and learning more about weather-responsive management strategies. Eleven States are demonstrating and assessing approaches to improve traffic operations and highway maintenance. Thirteen States have institutionalized the use of weather-responsive management strategies.





## Acronyms and Abbreviations

2D.....	two-dimensional
3D.....	three-dimensional
AASHTO .....	American Association of State Highway and Transportation Officials
A-GaME.....	advanced geotechnical methods in exploration
AID Demonstration .....	Accelerated Innovation Deployment Demonstration
CHANGE .....	collaborative hydraulics: advancing to the next generation of engineering
DOT.....	department of transportation
EDC.....	Every Day Counts
EDC-5.....	Every Day Counts round five
FHWA.....	Federal Highway Administration
FLH .....	Federal Lands Highway
STEP .....	safe transportation for every pedestrian
STIC .....	State Transportation Innovation Council
UAS .....	unmanned aerial system

## More Information

See the [EDC-5 innovations](#) web page for information and resources.

Watch [introductory webinars](#) for overviews and examples of how agencies use the EDC-5 innovations.

Contact [EDC-5 deployment teams](#) for information, technical assistance, and training.

Get innovation deployment assistance and incentives through the [STIC Incentive](#) and [AID Demonstration](#) programs.



*View the EDC-5 Destination Innovation video.*

# Appendix

States	Advanced Geotechnical Exploration Methods (A-GaME)	Collaborative Hydraulics (CHANGE)	Use of Crowdsourcing to Advance Operations	Project Bundling	Reducing Rural Roadway Departures (RwD)	Safe Transportation for Every Pedestrian (STEP)	Unmanned Aerial Systems (UAS)	Value Capture	Virtual Public Involvement (VPI)	Weather-Responsive Management Strategies (WRMS)
Alabama	Demonstration Stage	Assessment Stage	Institutionalized	Institutionalized	Development Stage	Demonstration Stage	Institutionalized	Not Implementing	Assessment Stage	Not Implementing
Alaska	Assessment Stage	Assessment Stage	Not Implementing	Demonstration Stage	Demonstration Stage	Assessment Stage	Institutionalized	Not Implementing	Demonstration Stage	Not Implementing
Arizona	Development Stage	Assessment Stage	Assessment Stage	Demonstration Stage	Demonstration Stage	Assessment Stage	Institutionalized	Development Stage	Assessment Stage	Demonstration Stage
Arkansas	Demonstration Stage	Demonstration Stage	Assessment Stage	Demonstration Stage	Demonstration Stage	Assessment Stage	Assessment Stage	Not Implementing	Development Stage	Demonstration Stage
California	Institutionalized	Demonstration Stage	Demonstration Stage	Assessment Stage	Assessment Stage	Demonstration Stage	Institutionalized	Assessment Stage	Assessment Stage	Development Stage
Colorado	Demonstration Stage	Institutionalized	Institutionalized	Demonstration Stage	Assessment Stage	Demonstration Stage	Demonstration Stage	Not Implementing	Institutionalized	Institutionalized
Connecticut	Institutionalized	Assessment Stage	Institutionalized	Demonstration Stage	Development Stage	Development Stage	Assessment Stage	Development Stage	Assessment Stage	Development Stage
Delaware	Development Stage	Demonstration Stage	Assessment Stage	Institutionalized	Assessment Stage	Institutionalized	Demonstration Stage	Development Stage	Demonstration Stage	Demonstration Stage
Federal Lands Highway	Assessment Stage	Assessment Stage	Not Implementing	Not Implementing	Demonstration Stage	Development Stage	Institutionalized	Not Implementing	Not Implementing	Not Implementing
Florida	Institutionalized	Assessment Stage	Assessment Stage	Institutionalized	Demonstration Stage	Demonstration Stage	Assessment Stage	Demonstration Stage	Institutionalized	Not Implementing
Georgia	Demonstration Stage	Assessment Stage	Institutionalized	Institutionalized	Assessment Stage	Institutionalized	Assessment Stage	Not Implementing	Demonstration Stage	Not Implementing
Hawaii	Not Implementing	Development Stage	Development Stage	Development Stage	Not Implementing	Development Stage	Development Stage	Not Implementing	Demonstration Stage	Not Implementing
Idaho	Not Implementing	Demonstration Stage	Demonstration Stage	Demonstration Stage	Demonstration Stage	Demonstration Stage	Demonstration Stage	Development Stage	Development Stage	Institutionalized
Illinois	Development Stage	Demonstration Stage	Demonstration Stage	Development Stage	Assessment Stage	Assessment Stage	Demonstration Stage	Development Stage	Not Implementing	Demonstration Stage
Indiana	Assessment Stage	Demonstration Stage	Institutionalized	Institutionalized	Demonstration Stage	Development Stage	Demonstration Stage	Development Stage	Assessment Stage	Institutionalized
Iowa	Demonstration Stage	Assessment Stage	Institutionalized	Institutionalized	Assessment Stage	Demonstration Stage	Institutionalized	Not Implementing	Institutionalized	Institutionalized
Kansas	Development Stage	Development Stage	Not Implementing	Institutionalized	Assessment Stage	Assessment Stage	Demonstration Stage	Not Implementing	Development Stage	Not Implementing
Kentucky	Institutionalized	Institutionalized	Assessment Stage	Institutionalized	Assessment Stage	Assessment Stage	Assessment Stage	Not Implementing	Demonstration Stage	Institutionalized
Louisiana	Demonstration Stage	Demonstration Stage	Development Stage	Demonstration Stage	Demonstration Stage	Demonstration Stage	Demonstration Stage	Development Stage	Demonstration Stage	Development Stage
Maine	Demonstration Stage	Assessment Stage	Institutionalized	Institutionalized	Demonstration Stage	Assessment Stage	Assessment Stage	Not Implementing	Assessment Stage	Institutionalized
Maryland	Development Stage	Not Implementing	Demonstration Stage	Not Implementing	Not Implementing	Demonstration Stage	Not Implementing	Not Implementing	Assessment Stage	Assessment Stage
Massachusetts	Development Stage	Assessment Stage	Assessment Stage	Not Implementing	Assessment Stage	Institutionalized	Development Stage	Not Implementing	Assessment Stage	Development Stage
Michigan	Demonstration Stage	Assessment Stage	Institutionalized	Institutionalized	Institutionalized	Institutionalized	Demonstration Stage	Not Implementing	Assessment Stage	Institutionalized
Minnesota	Institutionalized	Assessment Stage	Demonstration Stage	Not Implementing	Institutionalized	Assessment Stage	Not Implementing	Development Stage	Not Implementing	Not Implementing
Mississippi	Not Implementing	Assessment Stage	Development Stage	Institutionalized	Demonstration Stage	Demonstration Stage	Not Implementing	Not Implementing	Demonstration Stage	Not Implementing
Missouri	Development Stage	Demonstration Stage	Demonstration Stage	Development Stage	Development Stage	Development Stage	Development Stage	Institutionalized	Assessment Stage	Development Stage
Montana	Demonstration Stage	Assessment Stage	Development Stage	Institutionalized	Assessment Stage	Assessment Stage	Institutionalized	Development Stage	Demonstration Stage	Demonstration Stage
Nebraska	Not Implementing	Institutionalized	Not Implementing	Demonstration Stage	Institutionalized	Development Stage	Development Stage	Institutionalized	Demonstration Stage	Not Implementing

States	Advanced Geotechnical Exploration Methods (A-GaME)	Collaborative Hydraulics (CHANGE)	Use of Crowdsourcing to Advance Operations	Project Bundling	Reducing Rural Roadway Departures (RwD)	Safe Transportation for Every Pedestrian (STEP)	Unmanned Aerial Systems (UAS)	Value Capture	Virtual Public Involvement (VPI)	Weather-Responsive Management Strategies (WRMS)
Nevada	Not Implementing	Assessment Stage	Not Implementing	Not Implementing	Not Implementing	Institutionalized	Institutionalized	Assessment Stage	Not Implementing	Institutionalized
New Hampshire	Demonstration Stage	Assessment Stage	Demonstration Stage	Institutionalized	Demonstration Stage	Demonstration Stage	Assessment Stage	Not Implementing	Assessment Stage	Not Implementing
New Jersey	Demonstration Stage	Demonstration Stage	Institutionalized	Institutionalized	Development Stage	Assessment Stage	Institutionalized	Not Implementing	Not Implementing	Development Stage
New Mexico	Development Stage	Institutionalized	Not Implementing	Institutionalized	Not Implementing	Demonstration Stage	Demonstration Stage	Not Implementing	Not Implementing	Not Implementing
New York	Development Stage	Assessment Stage	Development Stage	Not Implementing	Assessment Stage	Institutionalized	Development Stage	Not Implementing	Demonstration Stage	Development Stage
North Carolina	Institutionalized	Assessment Stage	Demonstration Stage	Institutionalized	Institutionalized	Assessment Stage	Assessment Stage	Development Stage	Institutionalized	Assessment Stage
North Dakota	Development Stage	Assessment Stage	Demonstration Stage	Demonstration Stage	Institutionalized	Assessment Stage	Assessment Stage	Not Implementing	Demonstration Stage	Development Stage
Ohio	Assessment Stage	Demonstration Stage	Institutionalized	Institutionalized	Institutionalized	Institutionalized	Institutionalized	Institutionalized	Institutionalized	Institutionalized
Oklahoma	Development Stage	Demonstration Stage	Demonstration Stage	Assessment Stage	Development Stage	Assessment Stage	Demonstration Stage	Not Implementing	Assessment Stage	Demonstration Stage
Oregon	Assessment Stage	Institutionalized	Assessment Stage	Institutionalized	Institutionalized	Assessment Stage	Assessment Stage	Not Implementing	Demonstration Stage	Not Implementing
Pennsylvania	Not Implementing	Demonstration Stage	Institutionalized	Institutionalized	Assessment Stage	Assessment Stage	Assessment Stage	Not Implementing	Not Implementing	Institutionalized
Puerto Rico	Development Stage	Not Implementing	Demonstration Stage	Development Stage	Assessment Stage	Development Stage	Not Implementing	Not Implementing	Not Implementing	Not Implementing
Rhode Island	Not Implementing	Not Implementing	Demonstration Stage	Development Stage	Institutionalized	Assessment Stage	Development Stage	Not Implementing	Not Implementing	Assessment Stage
South Carolina	Assessment Stage	Assessment Stage	Assessment Stage	Demonstration Stage	Institutionalized	Development Stage	Assessment Stage	Not Implementing	Demonstration Stage	Not Implementing
South Dakota	Development Stage	Assessment Stage	Development Stage	Institutionalized	Assessment Stage	Institutionalized	Assessment Stage	Not Implementing	Development Stage	Institutionalized
Tennessee	Demonstration Stage	Demonstration Stage	Demonstration Stage	Demonstration Stage	Institutionalized	Assessment Stage	Assessment Stage	Not Implementing	Development Stage	Assessment Stage
Texas	Development Stage	Assessment Stage	Demonstration Stage	Institutionalized	Development Stage	Demonstration Stage	Development Stage	Institutionalized	Institutionalized	Demonstration Stage
US Virgin Islands	Not Implementing	Not Implementing	Not Implementing	Assessment Stage	Not Implementing	Demonstration Stage	Not Implementing	Not Implementing	Demonstration Stage	Not Implementing
Utah	Assessment Stage	Assessment Stage	Development Stage	Assessment Stage	Assessment Stage	Demonstration Stage	Institutionalized	Development Stage	Demonstration Stage	Institutionalized
Vermont	Demonstration Stage	Institutionalized	Development Stage	Institutionalized	Development Stage	Institutionalized	Assessment Stage	Demonstration Stage	Institutionalized	Development Stage
Virginia	Not Implementing	Not Implementing	Demonstration Stage	Institutionalized	Assessment Stage	Assessment Stage	Development Stage	Not Implementing	Demonstration Stage	Not Implementing
Washington	Institutionalized	Institutionalized	Assessment Stage	Not Implementing	Demonstration Stage	Institutionalized	Institutionalized	Institutionalized	Institutionalized	Not Implementing
Washington DC	Not Implementing	Development Stage	Development Stage	Not Implementing	Not Implementing	Institutionalized	Not Implementing	Demonstration Stage	Demonstration Stage	Not Implementing
West Virginia	Development Stage	Demonstration Stage	Not Implementing	Not Implementing	Assessment Stage	Demonstration Stage	Assessment Stage	Not Implementing	Institutionalized	Development Stage
Wisconsin	Development Stage	Assessment Stage	Demonstration Stage	Development Stage	Not Implementing	Development Stage	Demonstration Stage	Not Implementing	Not Implementing	Development Stage
Wyoming	Development Stage	Assessment Stage	Demonstration Stage	Institutionalized	Institutionalized	Institutionalized	Development Stage	Development Stage	Institutionalized	Institutionalized



U.S. Department of Transportation  
Federal Highway Administration