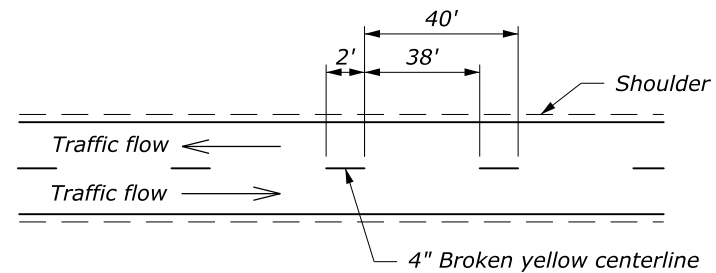
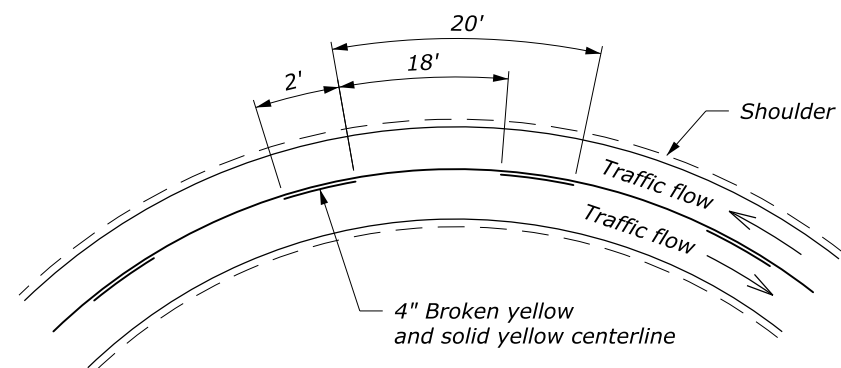


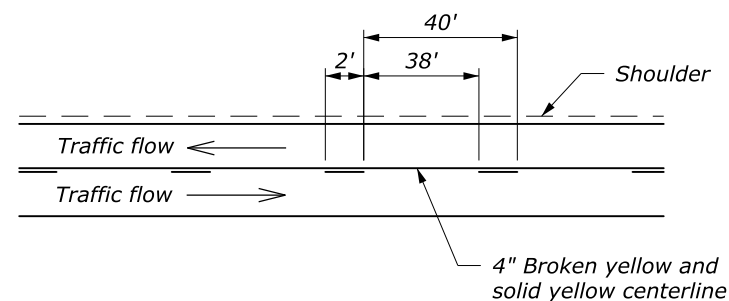
**DETAIL A1**  
*Passing zone both directions  
 Two-way traffic*



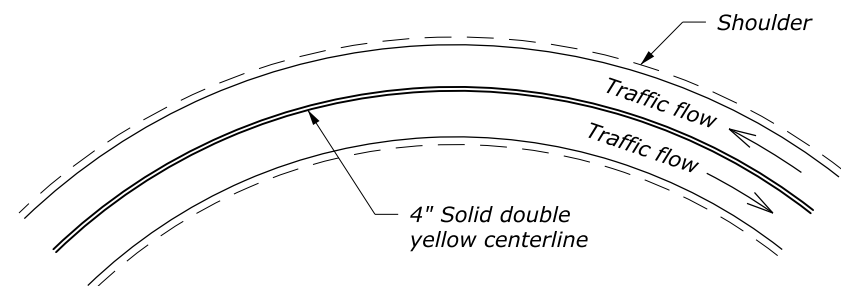
**DETAIL B1**  
*Passing zone both directions  
 Two-way traffic*



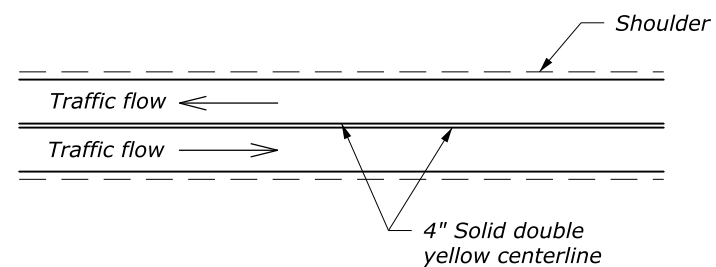
**DETAIL A2**  
*No passing zone one direction  
 Two-way traffic*



**DETAIL B2**  
*No Passing zone one direction  
 Two-way traffic*



**DETAIL A3**  
*No passing zone both directions  
 Two-way traffic*



**DETAIL B3**  
*No Passing zone both directions  
 Two-way traffic*

**DETAIL A**  
*Curves < 500' Radius*

**DETAIL B**  
*Tangents or Curves ≥ 500' Radius*

**NOTE:**

1. To substitute raised pavement markers for lines, use the following patterns:

2' broken line: two pavement markers spaced 2' apart allowed by the gap shown based on curvature.

Single solid line: pavement markers spaced on 10' centers.

Double solid line: two pavement markers, side by side, spaced on 10' centers.

2. On two- or three-lane roads, signs may be used instead of temporary pavement markings as shown on Standard 635-3.

U.S. DEPARTMENT OF TRANSPORTATION FEDERAL HIGHWAY ADMINISTRATION FEDERAL LANDS HIGHWAY	
U.S. CUSTOMARY STANDARD	
<b>TEMPORARY PAVEMENT MARKINGS</b>	
STANDARD APPROVED FOR USE 6/2005	STANDARD
REVISED: DRAFT: 9/2016	635-2