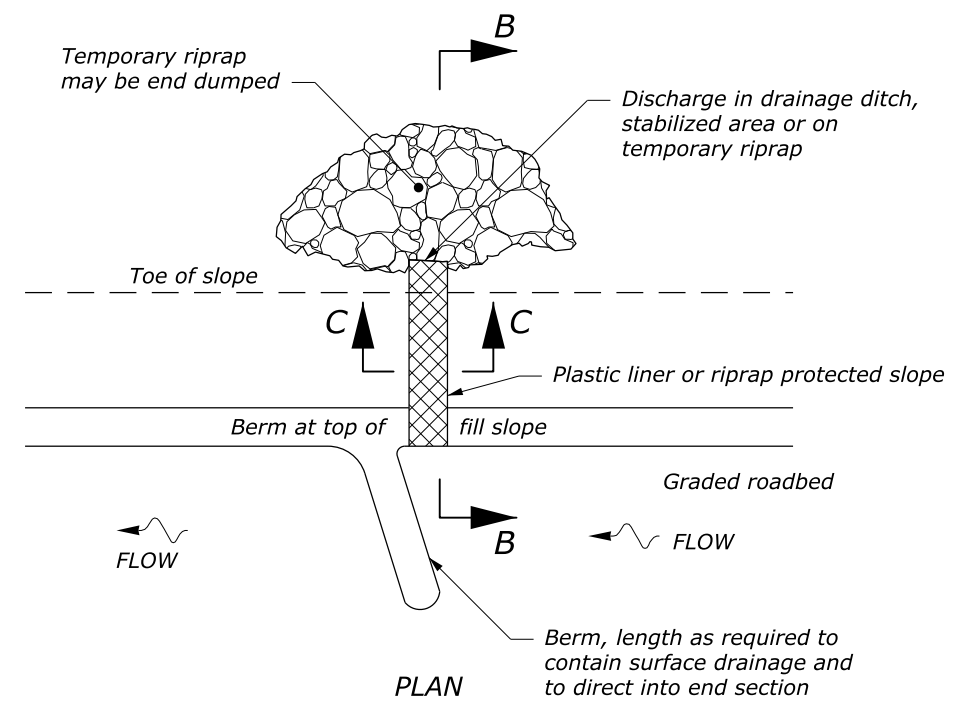


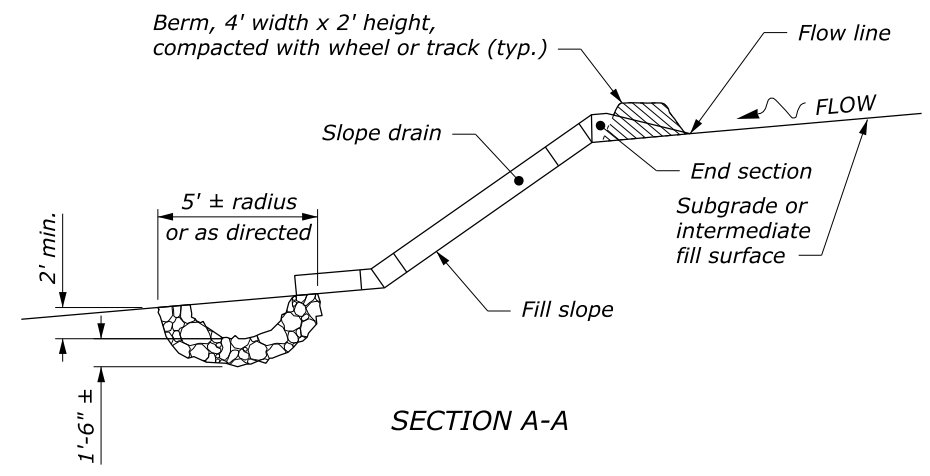
**SLOPE DRAINS**



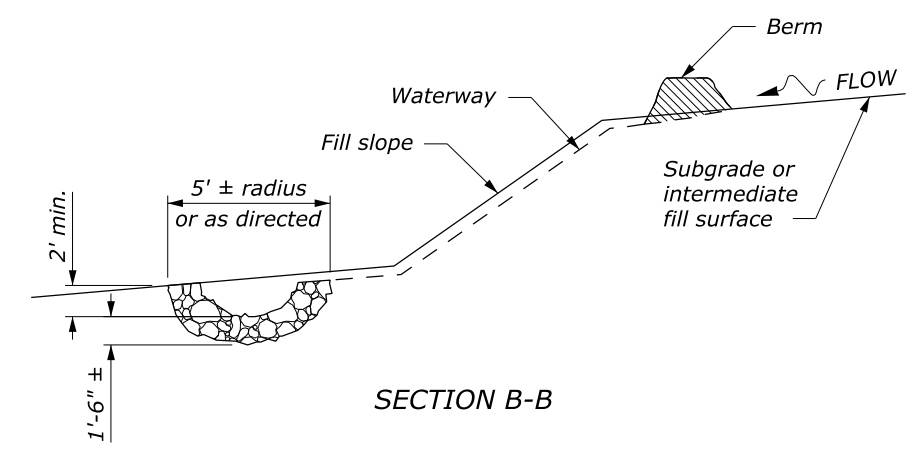
**PLASTIC LINED WATERWAY**

**NOTE:**

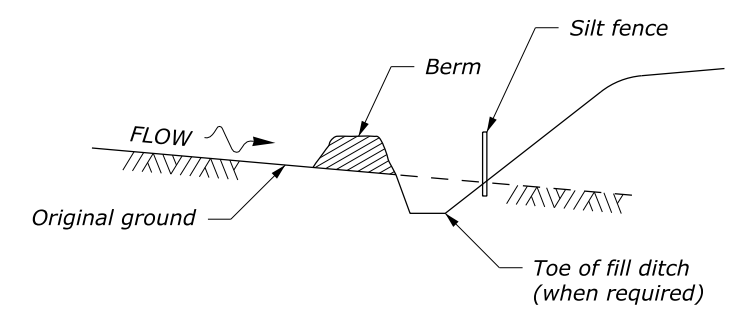
1. Use temporary slope drains (berms, drains, and riprap) as the embankment is constructed. Use spacings as shown on the Erosion Control Plans or as designated by the CO. Place all slope drains at the end of each work shift. Use slope drains until the slopes are permanently stabilized.
2. Construct temporary berms at the top of all erodible cut slopes as shown on the Erosion Control Plans or as designated by the CO. Use check dams to reduce the runoff velocity when existing grades are steep.
3. Do not use transverse or longitudinal joints in plastic liner. Plastic liner is not required for rock embankments.
4. Use toe-of-fill slope berms to divert offsite runoff away from disturbed areas.
5. Seed and mulch all cut slope berms and toe-of-fill berms immediately after berm construction.
6. Use Class 2 temporary riprap.



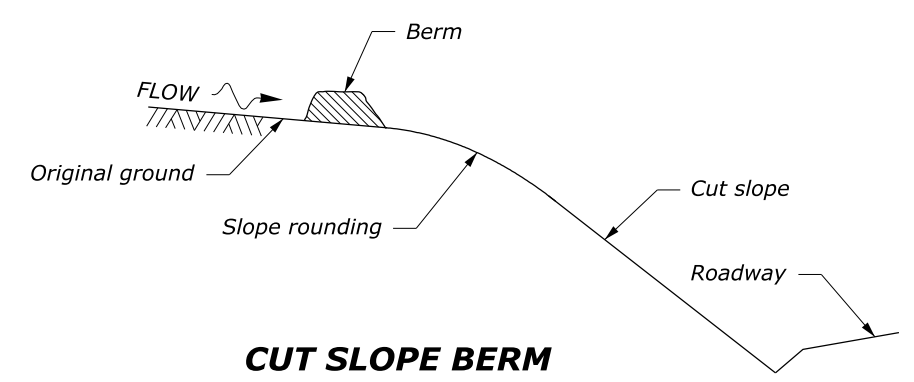
**SECTION A-A**



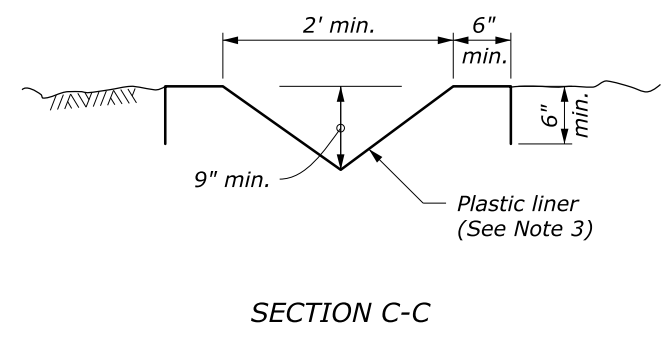
**SECTION B-B**



**TOE-OF-FILL SLOPE BERM**



**CUT SLOPE BERM**



**SECTION C-C**

NO SCALE

U.S. DEPARTMENT OF TRANSPORTATION FEDERAL HIGHWAY ADMINISTRATION FEDERAL LANDS HIGHWAY	
U.S. CUSTOMARY STANDARD <b>TEMPORARY EROSION CONTROL BERMS, SLOPE DRAINS, AND LINED WATERWAYS</b>	
STANDARD APPROVED FOR USE 6/2005	STANDARD
REVISED:	157-7

11 August 2015 11:14 AM c:\myfiles\pw\_production\dms44658\Std157-7.dgn [USC]