

Special Issue

Weekly Motor Fuel Report

Office of Highway
Policy Information

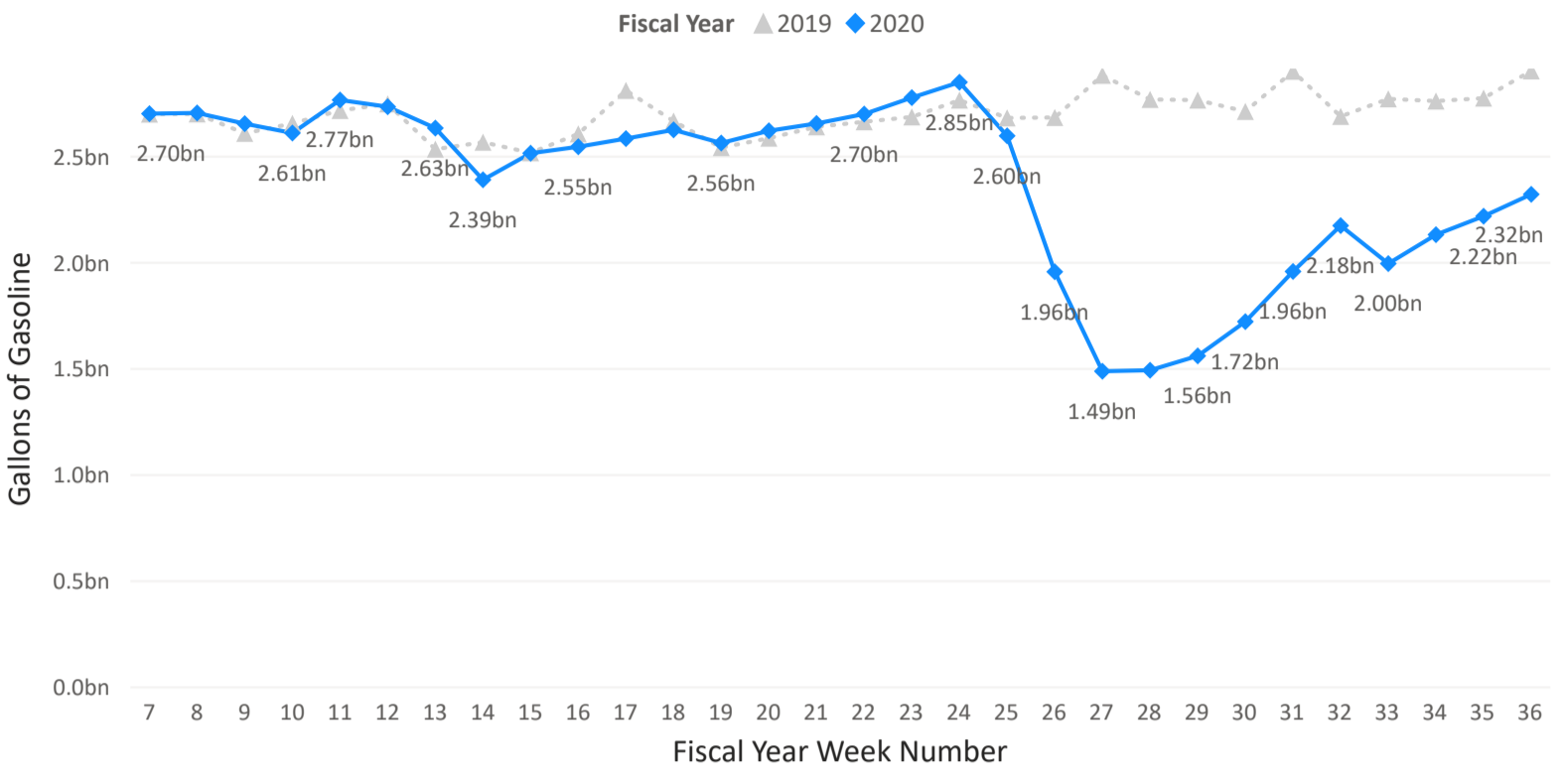
Gasoline Product Supplied for Fiscal Year Week No. 36

Data complete through 6/5/2020

Excludes Diesel and Alternative Fuels

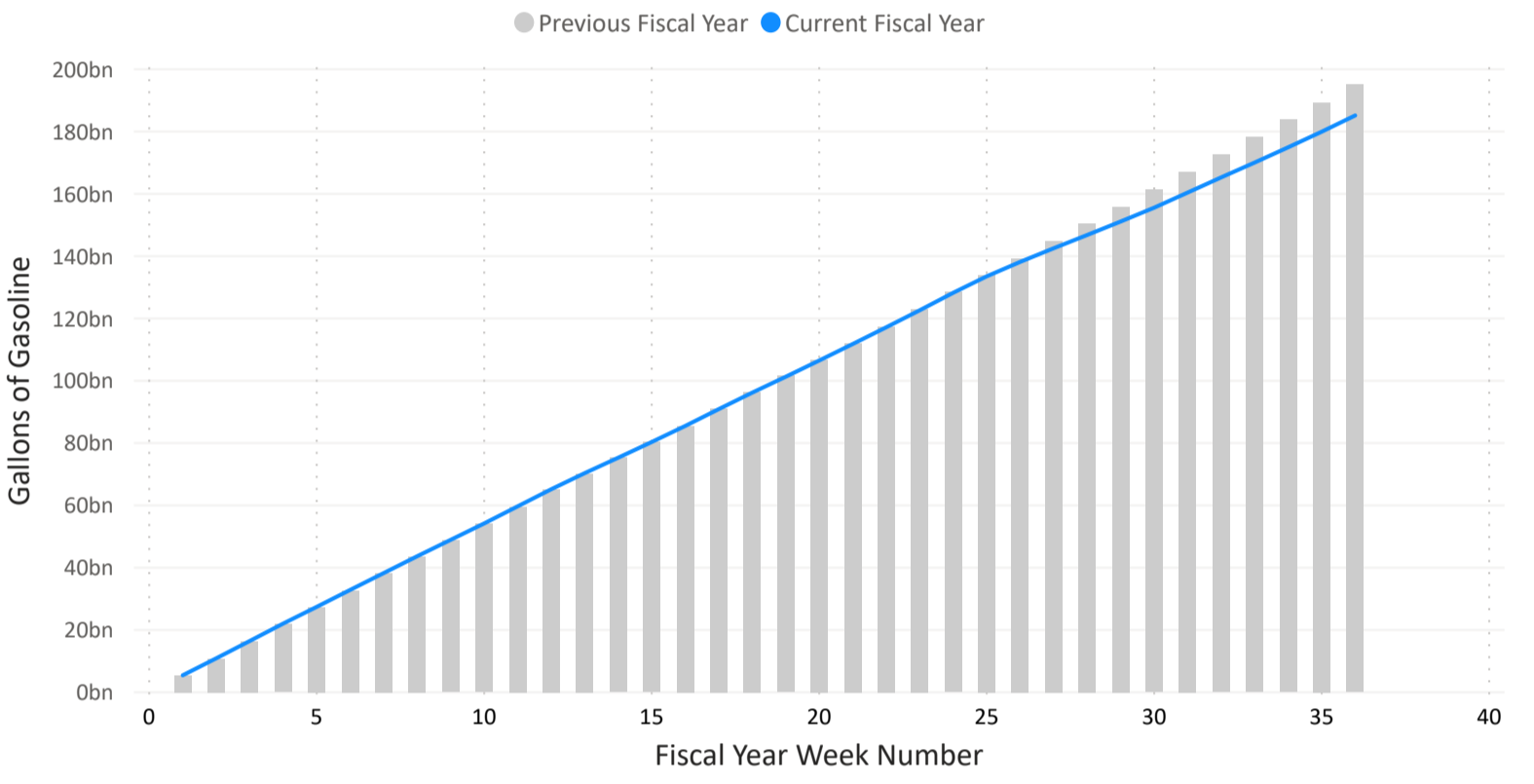
Gasoline product supplied totaled 2.32 billion gallons in week 36. This is an increase of 4.65% from the previous week.

Weekly Gasoline Product Supplied



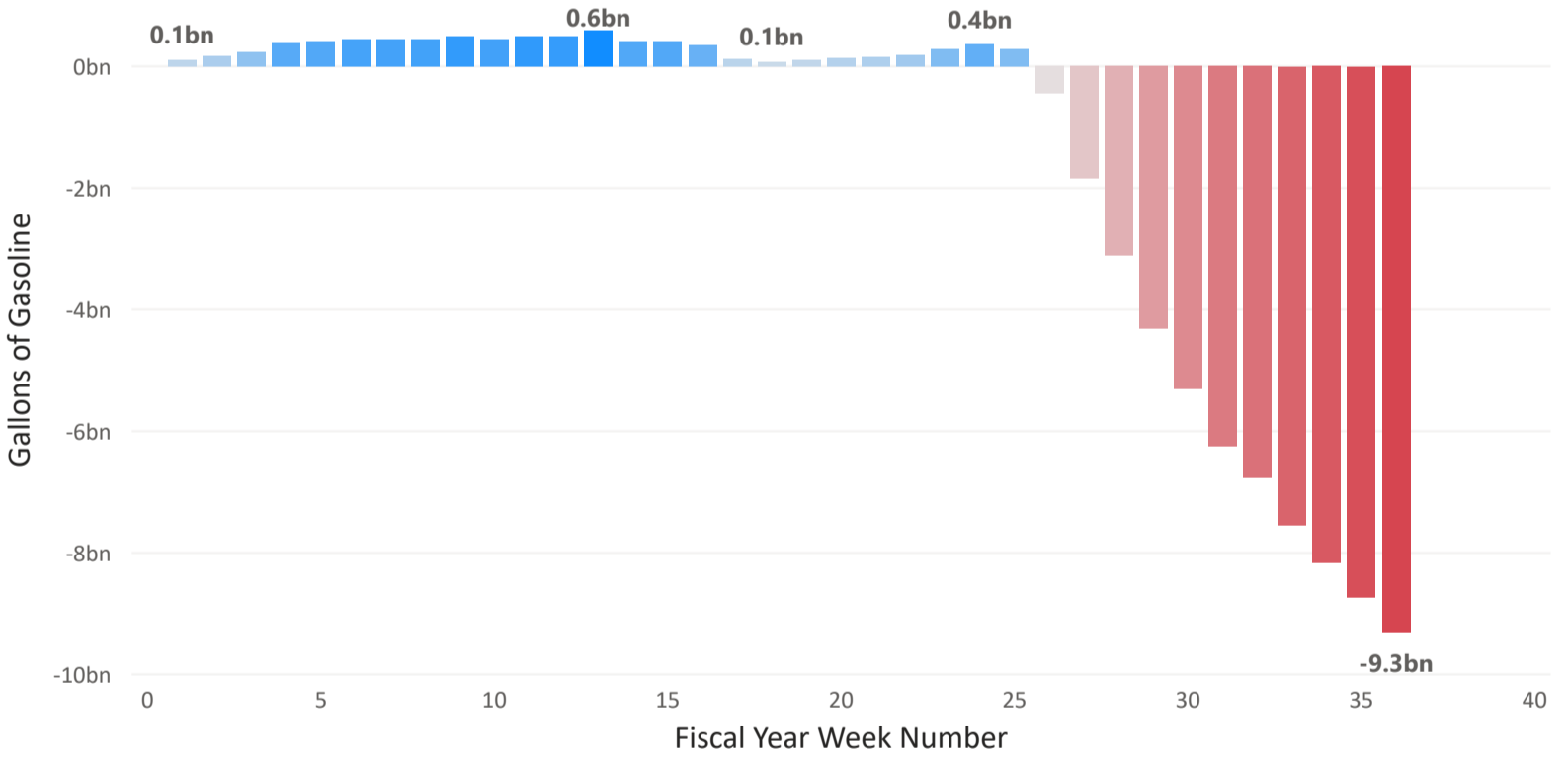
Gasoline product supplied compared to the same week last year decreased by -20.02%.

Weekly Cumulative Gallons of Gasoline Product Supplied



By this week in 2020, 9.31 billion less gallons of gasoline have been supplied than by the same week in 2019.

Cumulative Difference in Gallons of Gasoline Product Supplied in the US by Week (2020 - 2019)



Weekly Gasoline Product Supplied Table

Fiscal Week	Current Year Production	Previous Year Production	Difference From Same Week Last Year	Current Year Cumulative Production	Cumulative Difference
7	2,702,448,000	2,700,390,000	2,058,000	2,702,448,000	2,058,000
8	2,705,976,000	2,701,272,000	4,704,000	5,408,424,000	6,762,000
9	2,655,408,000	2,609,838,000	45,570,000	8,063,832,000	52,332,000
10	2,611,308,000	2,656,584,000	-45,276,000	10,675,140,000	7,056,000
11	2,766,834,000	2,717,442,000	49,392,000	13,441,974,000	56,448,000
12	2,735,082,000	2,748,312,000	-13,230,000	16,177,056,000	43,218,000
13	2,634,534,000	2,535,162,000	99,372,000	18,811,590,000	142,590,000
14	2,391,102,000	2,568,090,000	-176,988,000	21,202,692,000	-34,398,000
15	2,516,052,000	2,518,110,000	-2,058,000	23,718,744,000	-36,456,000
16	2,546,628,000	2,607,192,000	-60,564,000	26,265,372,000	-97,020,000
17	2,585,142,000	2,811,816,000	-226,674,000	28,850,514,000	-323,694,000
18	2,626,302,000	2,667,462,000	-41,160,000	31,476,816,000	-364,854,000
19	2,564,268,000	2,542,512,000	21,756,000	34,041,084,000	-343,098,000
20	2,621,892,000	2,587,200,000	34,692,000	36,662,976,000	-308,406,000
21	2,656,290,000	2,640,414,000	15,876,000	39,319,266,000	-292,530,000
22	2,700,684,000	2,664,228,000	36,456,000	42,019,950,000	-256,074,000
23	2,778,006,000	2,687,160,000	90,846,000	44,797,956,000	-165,228,000
24	2,850,624,000	2,766,246,000	84,378,000	47,648,580,000	-80,850,000
25	2,598,078,000	2,682,456,000	-84,378,000	50,246,658,000	-165,228,000
26	1,957,746,000	2,684,514,000	-726,768,000	52,204,404,000	-891,996,000
27	1,489,110,000	2,882,964,000	-1,393,854,000	53,693,514,000	-2,285,850,000
28	1,493,814,000	2,769,480,000	-1,275,666,000	55,187,328,000	-3,561,516,000
29	1,561,434,000	2,766,246,000	-1,204,812,000	56,748,762,000	-4,766,328,000
30	1,722,840,000	2,713,032,000	-990,192,000	58,471,602,000	-5,756,520,000
31	1,959,216,000	2,902,074,000	-942,858,000	60,430,818,000	-6,699,378,000
32	2,175,012,000	2,689,512,000	-514,500,000	62,605,830,000	-7,213,878,000
33	1,996,260,000	2,772,126,000	-775,866,000	64,602,090,000	-7,989,744,000
34	2,132,382,000	2,761,836,000	-629,454,000	66,734,472,000	-8,619,198,000
35	2,219,406,000	2,775,654,000	-556,248,000	68,953,878,000	-9,175,446,000
36	2,322,600,000	2,903,838,000	-581,238,000	71,276,478,000	-9,756,684,000
Total	71,276,478,000	81,033,162,000	-9,756,684,000	71,276,478,000	-9,756,684,000

Source: Derived from U.S. Product Supplied of Finished Motor Gasoline, Weekly, U.S. Energy Information Administration, published 6/10/2020

Please direct questions to: PolicyInfoFeedback@dot.gov