




PB2007-107355



Minority Institutions of Higher Education Annual Planned and Performance **Awards Reports**

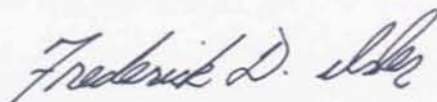


U.S. Department of Transportation
Federal Highway Administration

Foreword

On behalf of the Federal Highway Administration's (FHWA) Office of Civil Rights, I am pleased to share with you our first Minority Institutions of Higher Education (MIHEs) Annual Reports. The MIHE program helps to train the next generation of FHWA and State Departments of Transportation employees. Through partnerships with MIHEs, the FHWA recognized the need to provide access to this program to our minority institutions. This program provides these institutions with an opportunity to strengthen their capacity and to participate in and benefit from Federal programs, as do other colleges and universities. Although MIHEs have not traditionally participated in many of FHWA's programs, advances have been made in recent years, and the FHWA Office of Civil Rights plans to continue and increase their participation. Please review our Strategies for a National Minority Institutions of Higher Education Program, which includes plans for a formal MIHE Advisory Committee to review our current program and develop guidance to increase the role of MIHEs as partners in meeting our highway and technology goals.

If the agency goals for MIHEs' participation in FHWA programs are not understood and published at all levels within the FHWA, achievement of the goals will be difficult. Lack of awareness must be addressed if future participation goals are to be met. As an Agency, we must work together to achieve these goals.



Frederick D. Isler
Associate Administrator for Civil Rights

Notice

This document is disseminated under the sponsorship of the U.S. Department of Transportation in the interest of information exchange. The U.S. Government assumes no liability for use of the information contained in this document. This report does not constitute a standard, specification, or regulation.

Quality Assurance Statement:

The FHWA provides high-quality information to serve Government, industry, and the public in a manner that promotes public understanding. Standards and policies are used to ensure and maximize the quality, objectivity, and integrity of its information. FHWA periodically reviews quality issues and adjusts its programs and processes to ensure continuous quality improvement.

1. Report No. FHWA-HCR-07-001		2. Government Accession No.		3. Recipient's Catalog No.	
4. Title and Subtitle Federal Highway Administration Office of Civil Rights Minority Institutions of Higher Education Annual Planned and Performance Awards Reports				5. Report Date February 2007	
				6. Performing Organization Code	
7. Author(s) Ann D. Wicks and Linda J. Williams				8. Performing Organization Report No.	
9. Performing Organization Name and Address U.S. Department of Transportation Federal Highway Administration Office of Civil Rights (HCR-10) 400 Seventh Street, S.W., Room 4132 Washington, D.C. 20590				10. Work Unit No. (TRAIS)	
				11. Contract or Grant No.	
12. Sponsoring Agency Name and Address Same as above.				13. Type of Report and Period Covered Annual Performance Awards Report FY 2004-FY 2005 Annual Planned Awards, FY 2005-FY 2006	
				14. Sponsoring Agency Code HCR-10	
15. Supplementary Notes Ann D. Wicks, Equal Opportunity Specialist and Linda J. Williams, Equal Opportunity Specialist, Office of Civil Rights (HCR-10)					
16. Abstract This document summarizes the annual reports as required by Presidential Executive Orders: 13256 - President's Board of Advisors on Historically Black Colleges and Universities; 13270 - Tribal Colleges and Universities; and 13230 - President's Advisory Commission on Educational Excellence for Hispanic Americans. These executive orders require that Federal departments and agencies submit annual planned awards and performance awards reports to the Secretary of Education containing data on its plans/accomplishments to increase the participation of Minority Institutions of Higher Education in federally sponsored programs.					
17. Key Words HCR-10, Historically Black Colleges and Universities, Tribal Colleges and Universities, Hispanic Serving Institutions, Minority Institutions of Higher Education, Executive Orders				18. Distribution Statement No restrictions. This document is available to the public through the National Technical Information Service, Springfield, VA 22161.	
19. Security Classif. (of this report) Unclassified.		20. Security Classif. (of this page) Unclassified		21. No. of Pages 204	
				22. Price	

REPRODUCED BY:
U.S. Department of Commerce
National Technical Information Service
Springfield, Virginia 22161

NTIS

**PROTECTED UNDER INTERNATIONAL COPYRIGHT
ALL RIGHTS RESERVED
NATIONAL TECHNICAL INFORMATION SERVICE
U.S. DEPARTMENT OF COMMERCE**



Preface

This report, prepared by the Federal Highway Administration's (FHWA) Office of Civil Rights (OCR), summarizes the annual reports as required by Presidential Executive Orders: 13256 – President's Board of Advisors on Historically Black Colleges and Universities (HBCUs); 13270 – Tribal Colleges and Universities (TCUs); and 13230 – President's Advisory Commission on Educational Excellence for Hispanic Americans (HSIs).

These executive orders require that Federal departments and agencies submit annual planned awards and performance awards reports to the Secretary of Education containing data on its plans/accomplishments to increase the participation of Minority Institutions of Higher Education (MIHEs) in Federally sponsored programs. In addition, the orders for HSIs and TCUs also require that Federal departments and agencies submit data on all outreach efforts directed towards the Hispanic, Native American and Alaska Native communities; i.e., promoting and encouraging the development of language, culture, and traditions, and educational efforts directed toward early childhood development, elementary, and secondary students.

Therefore, it is the responsibility of the OCR to collect and summarize information on awards to **all** institutions of higher education (Non-Minority, HBCUs, HSIs and TCUs) received from each of the FHWA's Headquarters Offices, Resource Center and Division Offices. The White House Initiatives Office requests the HBCU and TCU Reports annually and the HSI Report every 5-years. This book contains Fiscal Years 2004–2005 Annual Performance Awards Reports and Fiscal Years 2005–2006 Annual Planned Awards Reports. The HSI reports contained in this book are for statistical purposes only.



Table of Contents

Federal Highway Administration's Civil Rights Mission Statement	1
Minority Institutions of Higher Education Program Objective	2
Presidential Executive Orders	
Executive Order 13256 – President's Board of Advisors on Historically Black Colleges and Universities	3
Executive Order 13270 – Tribal Colleges and Universities	6
Executive Order 13230 – President's Advisory Commission on Educational Excellence for Hispanic Americans	9
Executive Order 13316 (Section 1 (d) (e)) – Continuance of Certain Federal Advisory Committees	12
Reporting Levels of Responsibility Flow Chart.....	13
Minority Institutions of Higher Education Action Plan	14
Fiscal Year 2005 Annual Planned Awards Reports	
Historically Black Colleges and Universities	18
Tribal Colleges and Universities – <i>Statistical Data Only</i>	31
Hispanic Serving Institutions – <i>Statistical Data Only</i>	37
Fiscal Year 2006 Annual Planned Awards Reports	
Historically Black Colleges and Universities	49
Tribal Colleges and Universities – <i>Statistical Data Only</i>	63
Hispanic Serving Institutions – <i>Statistical Data Only</i>	69
Fiscal Year 2005 Annual Performance Awards Reports	
Historically Black Colleges and Universities	82
Tribal Colleges and Universities	101
Hispanic Serving Institutions – <i>Statistical Data Only</i>	110
National Summer Transportation Institute Program.....	124
2006 Summer Transportation Institute Host Sites Directory	130



Appendixes

Appendix A

Acronyms	139
----------------	-----

Appendix B

Definition of Performance Awards Categories	141
---	-----

Appendix C

Definition of Executive Order/Federal Highway Administration Terms ..	143
---	-----

Appendix D

Fiscal Year 2004 Annual Performance Awards Reports

Historically Black Colleges and Universities	146
Tribal Colleges and Universities	161
Hispanic Serving Institutions - Statistical Data Only	170

Appendix E

Fiscal Years 2005 & 2006 Historically Black Colleges and Universities - Annual Planned Awards Total Comparative Table.....	184
---	-----

Appendix F

Fiscal Years 2005 & 2006 Tribal Colleges and Universities - Annual Planned Awards Total Comparative Table.....	185
---	-----

Appendix G

Fiscal Years 2005 & 2006 Hispanic Serving Institutions - Annual Planned Awards Total Comparative Table.....	186
--	-----

Appendix H

Fiscal Years 2004 & 2005 Historically Black Colleges and Universities - Annual Performance Awards Total Comparative Table.....	187
---	-----

Appendix I

Fiscal Years 2004 & 2005 Tribal Colleges and Universities - Annual Performance Awards Total Comparative Table.....	188
---	-----

Appendix J

Fiscal Years 2004 & 2005 Hispanic Serving Institutions - Annual Performance Awards Total Comparative Table.....	189
--	-----


Appendix K

Fiscal Year 2005 Summer Transportation Institute Host Sites Directory ..	190
--	-----



Federal Highway Administration's Civil Rights Mission Statement

To protect the rights of those employed in, benefiting from, or affected by the Federal Highway Administration or the programs, policies and activities of its recipients, sub-recipients, or contractors.



Minority Institutions of Higher Education Program Objective

To increase the participation of Minority Institutions of Higher Education in all phases of the Federal Highway Administration's Federal and Federal-Aid Programs with special emphasis on Research and Technology Programs.



Presidential Executive Orders

Executive Order 13256 – President's Board of Advisors on Historically Black Colleges and Universities

By the authority vested in me as President by the Constitution and the laws of the United States of America, in order to advance the development of the Nation's full human potential and to advance equal opportunity in higher education, to strengthen the capacity of historically black colleges and universities to provide the highest quality education, and to increase opportunities for these institutions to participate in and benefit from Federal programs, as do other colleges and universities, it is hereby ordered as follows:


Section 1. There is established, in the Office of the Secretary of Education, a Presidential advisory committee entitled the "President's Board of Advisors on Historically Black Colleges and Universities" (Board). The Board shall prepare and issue an annual report to the President on the results of the participation of historically black colleges and universities in Federal programs. The Board also shall provide advice to the President and to the Secretary of Education (Secretary) regarding the needs of historically black colleges and universities in the areas of infrastructure, academic programs, and faculty and institutional development.

In the annual report to the President, the Board shall make recommendations on how to increase the private sector role, including the role of private foundations, in strengthening historically black colleges and universities. Particular emphasis should also be given in the report to enhancing institutional planning and development, strengthening fiscal stability and financial management, and improving institutional infrastructure, including the use of technology, to ensure the long term viability and enhancement of these institutions.

Sec. 2. The Board shall be appointed by the President. The Board membership shall include sitting presidents of historically black colleges and universities, representatives of other higher education institutions, business and financial leaders, representatives of private foundations, and secondary school administrators. The President shall designate a Chair or Co-Chairs from among the members.

Sec. 3. The White House Initiative on Historically Black Colleges and Universities (Initiative), located in the Office of the Secretary of Education, shall: (1) provide staff, resources, and assistance to the Board; (2) assist the Secretary in performing the liaison function between the executive branch and historically black colleges and universities; and (3) serve the Secretary in carrying out the responsibilities described in section 6 of this order.

Sec. 4. To carry out this order, each executive department and agency identified by the Secretary may, consistent with applicable law and regulations, enter into appropriate grants, contracts, or cooperative agreements with historically black colleges and universities. The head of each department or agency so identified shall establish an annual plan that will establish clear goals for how the department or agency intends to increase the capacity of historically black colleges and universities to compete effectively for grants, contracts, or cooperative agreements



and to encourage historically black colleges and universities to participate in Federal programs.

The department's or agency's annual goal should be clearly reflected in the department's or agency's annual budget submission to the Office of Management and Budget. To facilitate the attainment of these goals, the head of each department or agency identified by the Secretary shall provide, as appropriate, technical assistance and information to historically black colleges and universities regarding the program activities of the department or agency and the preparation of applications or proposals for grants, contracts, or cooperative agreements.


Sec. 5. Each executive department and agency identified by the Secretary shall appoint a senior official, who is a full-time officer of the Federal Government, to report directly to the department or agency head with respect to department or agency activity under this order, and to serve as liaison to the Board and to the Initiative. To the extent permitted by law and regulations, each executive department and agency identified by the Secretary shall provide appropriate information requested by the Board and staff pursuant to the order.

Sec. 6. Each executive department and agency identified by the Secretary shall develop an annual plan for, and shall document the agency's effort in, increasing the capacity of historically black colleges and universities to participate in Federal programs. Each department's and agency's plan shall describe new or existing department and agency programs and measurable objectives for proposed department and agency actions, in connection with those programs, to achieve the purposes of this order. These plans shall be submitted at such time and in such form as the Secretary shall require. In consultation with the participating departments and agencies, the Secretary shall review the plans and develop, with the advice of the Board, an integrated Annual Federal Plan for Assistance to Historically Black Colleges and Universities for submission to the President.

The Secretary shall provide the president of each historically black college and university with a copy of, and an opportunity to comment on, the proposed Annual Federal Plan prior to its submission to the President. Each participating department and agency shall submit to the Secretary an Annual Performance Report that shall measure each department's and agency's performance against the objectives set forth in the department's or agency's annual plan. The Secretary shall be responsible for monitoring compliance with the Annual Federal Plan after it is approved by the President.

Sec. 7. In developing its annual plan, each executive department and agency identified by the Secretary shall emphasize programs and activities that develop the capacity of historically black colleges and universities to contribute to the development of human capital and to strengthen America's economic and technological base through: (1) infrastructure development and acquisitions for instruction and research; (2) student and faculty doctoral fellowships and faculty development; (3) domestic and international faculty and student exchanges and study-abroad opportunities; (4) undergraduate and graduate student internships; and (5) summer, part-time, and permanent employment opportunities.

Sec. 8. Each year, the Board shall report to the President on the progress achieved in enhancing the capacity of historically black colleges and universities to serve their students, including findings and recommendations for individual



departments and agencies in connection with their Annual Performance Reports, as described in section 6 of this order.

Sec. 9. The Board, in consultation with the Department of Education and other executive departments and agencies, shall develop a Private Sector Strategy to assist historically black colleges and universities in: (1) increasing voluntary private-sector contributions to support the enhancement of endowments and the overall financial stability of such institutions; (2) improving and enhancing the quality and number of private-sector partnerships focused on academic program development, student achievement and faculty development, cooperative research and development projects, and faculty exchanges; and (3) improving information management, and facilities, and strengthening academic course offerings.

Sec. 10. (a) The provisions in this Executive Order shall be implemented to the fullest extent permitted by law.

(b) The Department of Education shall provide funding and administrative support for the Board and the Initiative.

(c) Members of the Board shall serve without compensation, but shall be reimbursed for all travel expenses, including per diem in lieu of subsistence, as authorized by law;

(d) Insofar as the Federal Advisory Committee Act, as amended, may apply to the Board, any functions of the President under that Act, except for those in section 6 of that Act, shall be performed by the Department of Education, in accordance with the guidelines that have been issued by the Administrator of General Services.

Sec. 11. Executive Order 12876 of November 1, 1993, as amended, is hereby revoked.

GEORGE W. BUSH
THE WHITE HOUSE - February 12, 2002



Executive Order 13270 – Tribal Colleges and Universities

By the authority vested in me as President by the Constitution and the laws of the United States of America, it is hereby ordered as follows:

Section 1. Policy. There is a unique relationship between the United States and Indian tribes, and a special relationship between the United States and Alaska Native entities. It is the policy of the Federal Government that this Nation's commitment to educational excellence and opportunity must extend as well to the tribal colleges and universities (tribal colleges) that serve Indian tribes and Alaska Native entities. The President's Board of Advisors on Tribal Colleges and Universities (the "Board") and the White House Initiative on Tribal Colleges and Universities (WHITCU) established by this order shall ensure that this national policy regarding tribal colleges is carried out with direct accountability at the highest levels of the Federal Government.

Tribal colleges are both integral and essential to their communities. Often they are the only postsecondary institutions within some of our Nation's poorest rural areas. They fulfill a vital role: in maintaining and preserving irreplaceable languages and cultural traditions; in offering a high-quality college education to younger students; and in providing job training and other career-building programs to adults and senior citizens.

Tribal colleges provide crucial services in communities that continue to suffer high rates of unemployment and the resulting social and economic distress.


The Federal Government's commitment to tribal colleges is reaffirmed and the private sector can and should contribute to the colleges' educational and cultural missions. Finally, postsecondary institutions can play a vital role in promoting excellence in early childhood, elementary, and secondary education. The Federal Government will therefore work to implement the innovations and reforms of the No Child Left Behind Act of 2001 (Public Law 107-110) in partnership with tribal colleges and their American Indian and Alaska Native communities.

Sec. 2. Definition of Tribal Colleges and Universities. Tribal colleges are those institutions cited in section 532 of the Equity in Educational Land-Grant Status Act of 1994 (7 U.S.C. 301 note), any other institution that qualifies for funding under the Tribally Controlled Community College Assistance Act of 1978 (25 U.S.C. 1801 et seq.), and Dine' College, authorized in the Navajo Community College Assistance Act of 1978, Public Law 95-471, title II (25 U.S.C. 640a note).

Sec. 3. Board of Advisors. (a) *Establishment.* There shall be established in the Department of Education a Presidential advisory committee entitled the President's Board of Advisors on Tribal Colleges and Universities (the "Board").

(b) *Membership.* The Board shall consist of not more than 15 members who shall be appointed by the President, one of whom shall be designated by the President as Chair. The Board shall include representatives of tribal colleges and may also include representatives of the higher, early childhood, elementary, and secondary education communities; tribal officials; health, business, and financial institutions; private foundations; and such other persons as the President deems appropriate.

(c) *Functions.* The Board shall provide advice regarding the progress made by Federal agencies toward fulfilling the purposes and objectives of this order. The



Board also shall provide recommendations to the President, through the Secretary of Education (Secretary), on ways the Federal Government can help tribal colleges: (1) use long-term development, endowment building, and planning to strengthen institutional viability; (2) improve financial management and security, obtain private-sector funding support, and expand and complement Federal education initiatives; (3) develop institutional capacity through the use of new and emerging technologies offered by both the Federal and private sectors; (4) enhance physical infrastructure to facilitate more efficient operation and effective recruitment and retention of students and faculty; and (5) help implement the No Child Left Behind Act of 2001 and meet other high standards of educational achievement.

(d) *Meetings.* The Board shall meet at least annually, at the request of the Secretary, to provide advice and consultation on tribal colleges and relevant Federal and private-sector activities, and to transmit reports and present recommendations.


Sec. 4. *White House Initiative on Tribal Colleges and Universities.* There shall be established in the Department of Education, Office of the Secretary, the White House Initiative on Tribal Colleges and Universities (WHITCU). The WHITCU shall: (a) provide the staff support for the Board; (b) assist the Secretary in the role of liaison between the executive branch and tribal colleges; and (c) serve the Secretary in carrying out the Secretary's responsibilities under this order.

Sec. 5. *Department and Agency Participation.* Each participating executive department and agency (agency), as determined by the Secretary, shall appoint a senior official who is a full-time officer of the Federal Government and who is responsible for management or program administration. The official shall report directly to the agency head, or to the agency head's designee, on agency activity under this order and serve as liaison to the WHITCU. To the extent permitted by law and regulation, each agency shall provide appropriate information as requested by the WHITCU staff pursuant to this order.

Sec. 6. *Three-Year Federal Plan.* (a) *Content.* Each agency identified by the Secretary shall develop and implement a Three-Year Plan of the agency's efforts to fulfill the purposes of this order. These Three-Year Plans shall include annual performance indicators and appropriate measurable objectives for the agency. Among other relevant issues, the plans shall address how the agency intends to increase the capacity of tribal colleges to compete effectively for any available grants, contracts, cooperative agreements, and any other Federal resources and to encourage tribal colleges to participate in Federal programs.

The plans also may emphasize access to high-quality educational opportunities for economically disadvantaged Indian students, consistent with requirements of the No Child Left Behind Act of 2001; the preservation and revitalization of tribal languages and cultural traditions; and innovative approaches to better link tribal colleges with early childhood, elementary, and secondary education programs.

The agency's performance indicators and objectives should be clearly reflected in the agency's annual budget submission to the Office of Management and Budget. To facilitate the attainment of these performance indicators and objectives, the head of each agency identified by the Secretary, shall provide, as appropriate,



technical assistance and information to tribal colleges regarding the program activities of the agency and the preparation of applications or proposals for grants, contracts, or cooperative agreements.

(b) *Submission.* Each agency shall submit its Three-Year Plan to the WHITCU. In consultation with the Board, the WHITCU shall then review these Three-Year Plans and develop an integrated Three-Year Plan for Assistance to Tribal Colleges, which the Secretary shall review and submit to the President. Agencies may revise their Three-Year Plans within the three-year period.

(c) *Annual Performance Reports.* Each agency shall submit to the WHITCU an Annual Performance Report that measures the agency's performance against the objectives set forth in its Three-Year Plan. In consultation with the Board, the WHITCU shall review and combine Annual Performance Reports into one annual report, which shall be submitted to the Secretary for review, in consultation with the Office of Management and Budget.

Sec. 7. Private Sector. In cooperation with the Board, the WHITCU shall encourage the private sector to assist tribal colleges through increased use of such strategies as: (a) matching funds to support increased endowments; (b) developing expertise and more effective ways to manage finances, improve information systems, build facilities, and improve course offerings; and (c) increasing resources for and training of faculty.

Sec. 8. Termination. The Board shall terminate 2 years after the date of this order unless the Board is renewed by the President prior to the end of that 2-year period.

Sec. 9. Administration. (a) *Compensation.* Members of the Board shall serve without compensation, but shall be allowed travel expenses, including per diem in lieu of subsistence, as authorized by law for persons serving intermittently in Government service (5 U.S.C. 5701-5707).


(b) *Funding.* The Board and the WHITCU shall be funded by the Department of Education.

(c) *Administrative Support.* The Department of Education shall provide appropriate administrative services and staff support for the Board and the WHITCU. With the consent of the Department of Education, other agencies participating in the WHITCU shall provide administrative support (including detailees) to the WHITCU consistent with statutory authority. The Board and the WHITCU each shall have a staff and shall be supported at appropriate levels commensurate with that of similar White House Initiative Offices.

(d) *General Provisions.* Insofar as the Federal Advisory Committee Act, as amended (5 U.S.C. App.) (the "Act"), may apply to the administration of any portion of this order, any functions of the President under the Act, except that of reporting to the Congress, shall be performed by the Secretary of Education in accordance with the guidelines issued by the Administrator of General Services.

Sec. 10. Revocation. Executive Order 13021 of October 19, 1996, as amended, is revoked.

GEORGE W. BUSH
THE WHITE HOUSE - July 3, 2002



Executive Order 13230 - President's Advisory Commission on Educational Excellence for Hispanic Americans

By the authority vested in me as President by the Constitution and the laws of the United States of America, and in order to advance the development of human potential, strengthen the Nation's capacity to provide high quality education, and increase opportunities for Hispanic Americans to participate in and benefit from Federal education programs, it is hereby ordered as follows:

Section 1. There is established, in the Department of Education, the President's Advisory Commission on Educational Excellence for Hispanic Americans (Commission). The Commission shall consist of not more than 25 members. Twenty-one of the members shall be appointed by the President. Those members shall be representatives of educational, business, professional, and community organizations who are committed to improving educational attainment within the Hispanic community, as well as other persons deemed appropriate by the President.

The President shall designate two of the appointed members to serve as Co-Chairs of the Commission. The other four members of the Commission shall be ex officio members, one each from the Department of Education, the Department of Housing and Urban Development, the Department of the Treasury, and the Small Business Administration. The ex officio members shall be the respective Secretaries of those agencies and the Administrator of the Small Business Administration, or their designees.

Sec. 2. The Commission shall provide advice to the Secretary of Education ("Secretary") and shall issue reports to the President, as described in section 7 below, concerning: (a) the progress of Hispanic Americans in closing the academic achievement gap and attaining the goals established by the President's "No Child Left Behind" educational blueprint; (b) the development, monitoring, and coordination of Federal efforts to promote high-quality education for Hispanic Americans; (c) ways to increase parental, State and local, private sector, and community involvement in improving education; and (d) ways to maximize the effectiveness of Federal education initiatives within the Hispanic community.

Sec. 3. There is established, in the Department of Education, an office called the White House Initiative on Educational Excellence for Hispanic Americans (Initiative). The Initiative shall be located at, staffed, and supported by the Department of Education, and headed by a Director, who shall be a senior level executive branch official who reports to the Secretary. The Initiative shall provide the necessary staff, resources, and assistance to the Commission and shall assist and advise the Secretary in carrying out his responsibilities under this order. The staff of the Initiative shall gather and disseminate information relating to the educational achievement gap of Hispanic Americans, using a variety of means, including conducting surveys, conferences, field hearings, and meetings, and other appropriate vehicles designed to encourage the participation of organizations and individuals interested in such issues, including parents, community leaders, academicians, business leaders, teachers, employers, employees and public officials at the local, State, and Federal levels. To the extent permitted by law, executive branch departments and agencies shall cooperate in providing resources, including personnel detailed to the Initiative, to meet the objectives of this order. The Initiative



shall include both career civil service and appointed staff with expertise in the area of education.


Sec. 4. Executive branch departments and agencies, to the extent permitted by law and practicable, shall provide any appropriate information requested by the Commission or the staff of the Initiative, including data relating to the eligibility for and participation by Hispanic Americans in Federal education programs and the progress of Hispanic Americans in closing the academic achievement gap and in achieving the goals of the President's "No Child Left Behind" education blueprint. Where adequate data are not available, the Commission shall suggest the means for collecting the data.

In accordance with the accountability goals established by the President, executive branch departments and agencies involved in relevant programs shall report to the President through the Initiative by September 30, 2002, on: (a) efforts to increase participation of Hispanic Americans in Federal education programs and services; (b) efforts to include Hispanic-serving school districts, Hispanic-serving institutions, and other educational institutions for Hispanic Americans in Federal education programs and services; (c) levels of participation attained by Hispanic Americans in Federal education programs and services; and (d) the measurable impact resulting from these efforts and levels of participation. The Department of Education's report also shall describe the overall condition of Hispanic American education and such other aspects of the educational status of Hispanic Americans, as the Secretary considers appropriate.

Sec. 5. Insofar as the Federal Advisory Committee Act, as amended (5 U.S.C. App), may apply to the Commission, any functions of the President under that Act, except that of reporting to the Congress, shall be performed by the Department of Education in accordance with the guidelines that have been issued by the Administrator of General Services.

Sec. 6. (a) Members of the Commission shall serve without compensation, but shall be allowed travel expenses, including per diem in lieu of subsistence, as authorized by law for persons serving intermittently in the Government service (5 U.S.C. 5701-5707). (b) To the extent permitted by law, the Department of Education shall provide funding and administrative support for the Commission and the Initiative.

Sec. 7. The Commission shall prepare and submit an interim and final report to the President outlining its findings and recommendations as follows: (a) The Commission shall submit an Interim Report no later than September 30, 2002. The Interim Report shall describe the Commission's examination of: (i) available research and information on the effectiveness of current practices at the local, State, and Federal levels in closing the educational achievement gap for Hispanic Americans and attaining the goals established by the President's "No Child Left Behind" educational blueprint; (ii) available research and information on the effectiveness of current practices involving Hispanic parents in the education of their children; and (iii) the appropriate role of Federal agencies' education programs in helping Hispanic parents successfully prepare their children



to graduate from high school and attend post secondary institutions. b) The Commission shall issue a Final Report no later than March 31, 2003. The Final Report shall set forth the Commission's recommendations regarding: (i) a multi-year plan, based on the data collected concerning identification of barriers to and successful models for closing the educational achievement gap for Hispanic Americans, that provides for a coordinated effort among parents, community leaders, business leaders, educators, and public officials at the local, State, and Federal levels to close the educational achievement gap for Hispanic Americans and ensure attainment of the goals established by the President's "No Child Left Behind" educational blueprint. (ii) the development of a monitoring system that measures and holds executive branch departments and agencies accountable for the coordination of Federal efforts among the designated executive departments and agencies to ensure the participation of Hispanic Americans in Federal education programs and promote high-quality education for Hispanic Americans; (iii) the identification of successful methods employed throughout the Nation in increasing parental, State and local, private sector, and community involvement in improving education for Hispanic Americans; (iv) ways to improve on and measure the effectiveness of Federal agencies' education programs in ensuring that Hispanic Americans close the educational achievement gap and attain the goals established by the President's "No Child Left Behind" educational blueprint; and (v) how Federal Government education programs can best be applied to ensure Hispanic parents successfully prepare their children to attend post secondary institutions.

Sec. 8. The Commission shall terminate 30 days after submitting its final report, unless extended by the President.

Sec. 9. Executive Order 12900 of February 22, 1994, as amended, is revoked.

GEORGE W. BUSH
THE WHITE HOUSE - October 12, 2001



Executive Order 13316, (Section 1 (a) (d) (e)) – Continuance of Certain Federal Advisory Committees

By the authority vested in me as President by the Constitution and the laws of the United States of America, and in accordance with the provisions of the Federal Advisory Committee Act, as amended (5 U.S.C. App.), it is hereby ordered as follows:

Section 1. Each advisory committee listed below is continued until September 30, 2005. (a) Committee for the Preservation of the White House; Executive Order 11145, as amended (Department of the Interior).

(d) President's Board of Advisors on Historically Black Colleges and Universities; Executive Order 13256 (Department of Education).

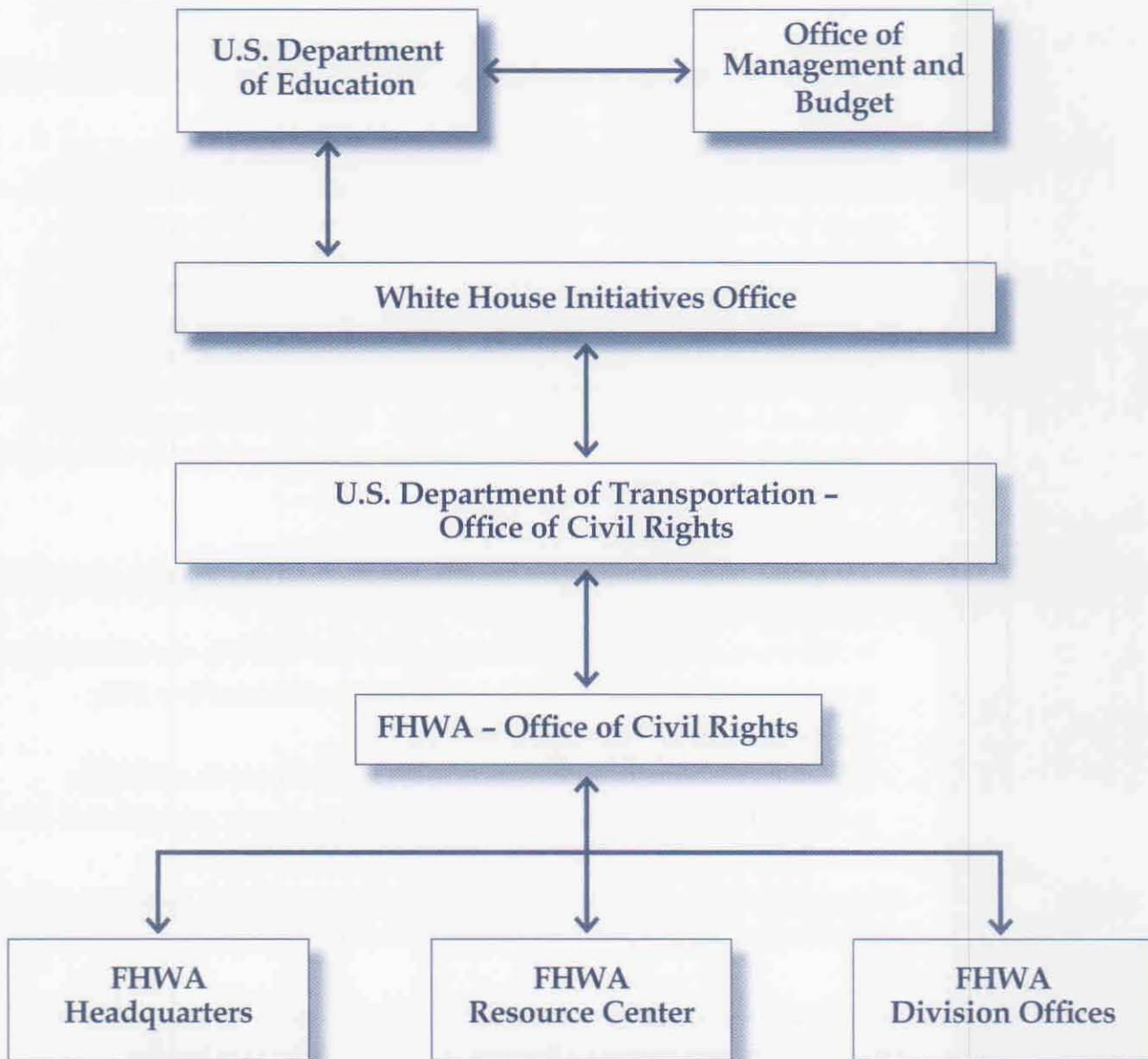
(e) President's Board of Advisors on Tribal Colleges and Universities; Executive Order 13270 (Department of Education).


Sec. 6. This order shall be effective September 30, 2003.

GEORGE W. BUSH

THE WHITE HOUSE - September 17, 2003

Reporting Levels of Responsibility Flow Chart





Minority Institutions of Higher Education Action Plan

Strategies for a National Minority Institutions of Higher Education Program

Strategy 1: Establish or facilitate the establishment of a consultative panel to provide guidance on strategies to increase the role of MIHEs as partners in meeting FHWA strategic and technology goals and will benefit and support these institutions.

This strategy can be implemented by establishing a formal MIHE Advisory Committee. However, a formal body would entail considerable management activity by FHWA Office of Civil Rights' (OCR) staff. FHWA may prefer to utilize a third party to manage a process of regular meetings and interactions between FHWA personnel and MIHE leaders. Such an approach would have the advantage of being flexible in membership, operations and activities with significantly lower management and administrative requirements on FHWA/OCR. Such an informal approach could also include additional individuals from MIHEs and non-MIHEs as desired. However, for an informal approach to be successful, FHWA leadership would need to provide a sustained level of personal commitment to the process.

The consultative panel can:


- Further define the strategies described in this plan and suggest and develop additional strategies.
- Advise on effective FHWA outreach policy and methods of communication.
- Advise on communication issues and other problems as they arise.
- Provide input on FHWA priority areas.
- Explore strategies to achieve successful partnerships with all MIHEs.
- Advise FHWA strategically of other IHEs and minority related issues on an as needed basis or when challenges or problems arise.

Planned Outcome: On-going guidance to FHWA from MIHE leaders on strategies to increase the role of MIHEs as partners in meeting its highway and technology goals.

Strategy 2: Develop and utilize a MIHE Communication Tool Kit (CTK) to establish broad and sustained outreach and dissemination to MIHEs.

The CTK would be a combination of databases, materials, and targeted methods of reaching MIHEs. The databases should include information on:

- FHWA liaisons to all MIHEs capable of distributing information to faculty, staff and students and providing feedback.
- MIHE faculty and technical staff with their scientific, engineering and other technical capacities related to FHWA priority areas and perhaps also to the DOT program as a whole.



This database would operate as an online database of the full range of MIHE Research Capacity (underway or planned) that correlates with FHWA mission areas. It would increase the awareness of FHWA/DOT managers and decision makers about the research capacity of institutions and individual students and inform institutions and individuals with relevant expertise of suitable opportunities for collaboration.

- Individuals at non-MIHEs who can assist in building FHWA-relevant capacity at MIHEs through partnerships and/or communicate FHWA information to significant numbers of minority students.


The CTK materials should include created and packaged information to facilitate better communication and outreach with MIHEs. The need for an informational document clarifying aspects of FHWA operations, partnerships, funding and programs issues has to be identified. This issue of understanding exists even at non-MIHE institutions but is particularly important to MIHE institutions. A clear understanding of the nature, opportunities and limitations of Cooperative Agreements of FHWA with recognition of mutual benefit must be widely and clearly understood for new partnerships to succeed. Further, such a document would address issues such as how FHWA acquires services and resources of organizations and on the differences between contracts, grants and cooperative agreements, topics which confused many MIHE representatives.

In addition, the CTK should include a range of existing materials such as:

- FHWA general materials;
- FHWA research priorities (if any);
- Partnership opportunities (including information outlining the requirements of cooperative agreements);
- Internship and employment opportunities;
- Updates and announcements on FHWA activities;
- Opportunities for meetings and interactions;
- List of State officials and other contacts; or
- Volunteer opportunities.

The CTK would be utilized to communicate in various ways (e.g., via internet, mail, fax, e-mail etc.) to institutions and individuals targeted for impact. For example, some materials should be sent to liaisons at all MIHEs, other information should be sent to groups of MIHEs or MIHE representatives based on such criteria as technical capacity, student body, geographic location, and other ways. The databases should be used to facilitate such targeting.

The consultative panel, suggested in strategy one, could be used to review and advise on distributing materials to increase effectiveness. The FHWA may also wish to utilize a third party to assist with the development of the CTK. The CTK would be a valuable asset available to all FHWA staff at both the Headquarters and division level. Its availability would raise awareness of MIHE capacity throughout FHWA. Also, the CTK will provide a positive service for the FHWA Resource Centers to provide to division FHWA personnel when encouraging increased work with MIHEs.



Planned Outcome: Tools to facilitate the building of relationships between FHWA and an informed MIHE community aware of the many opportunities for partnerships, employment and other interactions.

Strategy 3: Take pro-active steps to involve a greater number of MIHE faculty, staff and students in its activities and use their involvement to build long-term relationships. Building upon strategy two, the FHWA should facilitate targeted personal follow up with MIHEs, particularly selected MIHEs with which it does not currently have a relationship, to engage their participation in many of the opportunities that it provides for interactions.

Opportunities for proactive follow up include volunteer involvement through State highway departments' "Volunteer Program" and summer opportunities for teachers and students in FHWA sponsored programs. In addition, the FHWA can create new opportunities for relationship building through site visits (especially at a State and district level), attendance at on campus MIHE conferences and gatherings, and events at professional conferences.

For these efforts to expand the existing relationships that the FHWA has with MIHEs to be successful, particular steps must be taken to directly and personally communicate with non-traditional MIHEs and with individuals working on conservation issues outside of the traditional highway issues.

Planned Outcome: Increased awareness and participation of MIHEs in FHWA contracts and other activities.

Strategy 4: Expand opportunities for MIHE students to participate in internships and study programs. Internship programs are an effective method for building relationships and recruiting new employees. Thus, internship programs bring students from MIHEs and institutions with large minority student bodies would build relationships and increase the diversity of the FHWA workforce. There are existing internship programs operating within the FHWA upon which to build (e.g., the Dwight David Eisenhower Fellowship Program and the Summer Transportation Internship Program for Diverse Groups, etc.) or which can be brought more effectively to the attention of MIHEs and minority students and non-MIHEs.


In addition, the FHWA might:

- Increase funding to the program for outreach for interns and/or
- Build upon Scholars Program to facilitate MIHE student research at their home institutions during the school year and working at FHWA during the summer.

In all cases, the MIHE CTK should be used to increase awareness of internship opportunities with particular attention given to institutions with which FHWA does not have relationships. The consultative panel described in strategy one might hold a workshop to further define the types of internship that might be most successful.

Planned Outcome: New relationships with MIHEs and increased diversity of the FHWA workforce.

Strategy 5: Encourage existing partners to collaborate and involve other MIHEs in their FHWA activities. The FHWA can leverage its existing partnership with



institutions to engage other MIHEs. Thus, existing FHWA partners can become hubs for new partnerships with non-traditional MIHEs. This might be achieved through incentives such as additional funding. Other incentives might be identified by FHWA existing partners in follow up to this plan.

Planned Outcome: Increase the number of MIHEs involved in partnerships.

Strategy 6: Facilitate periodic workshops like the one held at the National Civil Rights Conference to bring representatives of MIHEs not currently working with FHWA together with FHWA representatives and State partners. Such workshops might be held in coordination with the consultative group proposed in strategy one.

Planned Outcome: Expanding FHWA relationship with traditional and non-traditional MIHEs.



Fiscal Year 2005

Annual Planned Awards Reports

Federal Highway Administration

FY 2005

Annual Federal Planned Awards Report on Executive Agency Actions to Assist Historically Black Colleges and Universities

Executive Summary

The following is a summary of the FHWA's Annual HBCU Plan for FY 2005 regarding its commitment to increasing the capacity of HBCUs to benefit from federally sponsored programs.

Goals:

1. To increase the number of highway research, development and technology contracts, grants and cooperative agreements awarded to HBCUs.
2. To increase the number of HBCU students pursuing transportation careers by participating in programs such as the Dwight David Eisenhower Fellowship Program and the National Summer Transportation Institute Program.
3. To increase the number of States participating in the NSTI from 26 to 50 including the District of Columbia and Puerto Rico.
4. To increase partnerships while maintaining a good work relationship with our existing HBCU partners and the National Association for Equal Opportunity in Higher Education.

Objectives:

1. To increase HBCUs participation and skill level for bidding for research and technology contracts, grants and cooperative agreements. To have HBCUs take advantage of such programs as the Competitive Assistance Program.
2. Through the NSTI Strategic Plan (2004-2008) introduce 5,000 more secondary school students to the transportation industry and transportation-related careers. To expand the number of students participating in the Summer Transportation Internship Program for Diverse Groups. And, to publicize the successes and awardees of the Summer Transportation Institutes, the Internships, Cooperative Education efforts, Fellowships, and other forms of student employment.
3. To expand the number of Universities and Colleges sponsoring a Summer Transportation Institute.
4. To establish a partnership with a HBCU in every State or Territory where a HBCU is located.

The FHWA will continue to focus on expanding opportunities for HBCUs in three categories - Partnerships, Human Resources, and Grants and Contracts.



Partnerships

The goal of the partnerships is to forge a better, ongoing relationship with each HBCU. It is through these agreements that HBCUs are provided technical assistance, curriculum development, exchange of staff and resources. Some of the planned major programs under this category for FY 2005 include the Local Technical Assistance Program, the Entrepreneurial Development Institute, and the On-the-Job Training/Supportive Services (OJT/SS) program. In FY 2005 the FHWA plans to continue establishing partnerships with HBCUs until a partnership agreement is signed in every State or Territory where an HBCU is located.

Human Resources

The Human Resources category involves the funding of scholarships, fellowships and other related activities to HBCU students to pursue transportation careers. Fellowships are awarded to HBCU faculty to increase their understanding of the Federal and Federal-aid programs. The major activities under this category are as follows:

- Dwight David Eisenhower Transportation Fellowship Program - For FY 2005, the FHWA plans to administer at least 48 Eisenhower HBCU Fellowships at several HBCUs.
- Summer Transportation Institute (STI) - This 4 to 5-week program is designed to encourage and motivate youth to pursue transportation careers. The students actively participate in a series of academic and practical experiences. Since 1992 nearly 5,000 students and 28 HBCUs have participated in the program. This program continues to draw numerous students each year in;


Fiscal Year	Number of Colleges/Universities	Number of HBCUs	Number of Students
2000	34	23	700
2001	42	27	900
2002	40	27	700
2003	44	28	800 (estimated)

(Note final figures have not been received for FY 2004)

In FY 2005, the FHWA plans to increase the number of students participating and HBCUs serving as host site while maintaining its sponsorship of all the current institutes.

- On-the-Job Training Supportive Services (OJT/SS) - The provisions* for the program provide annual funding for OJT/SS projects with innovative approaches and nationwide implications to support employment opportunities for people moving from welfare to work, women, and minorities in fields of highway construction and transportation technology. The FHWA plans to expand its efforts to provide HBCUs/Other Minority Institutions of Higher Education (MIHES) with information about opportunities to partner with State Department of Transportation (DOT)

*Title 23 U.S.C. provides for annual funding for OJT/SS projects.



to provide innovative OJT/SS programs. All HBCUs will be encouraged to develop proposals to assist minorities and women in developing job readiness skills and support systems which facilitate acceptance and retention in highway construction trades or related technology fields.

Grants and Contracts

The FHWA is committed to ensuring greater participation by HBCUs in highway research, development, and technology contracts and grants. For FY 2005, the FHWA plans to increase the number of awards to HBCUs for research and technology contracts, grants and cooperative agreements. Some of the activities planned under this category include the following:

- Local Technical Assistance Program (LTAP) – The purpose of the LTAP Program is to provide the transfer of highway technology and technical assistance to rural and local governments. The LTAP centers conduct a variety of activities that include a communication center that link local highway agencies, tribal governments, States, universities, and the Federal Government.
- Entrepreneurial Development Institute (EDI) – The EDI Program provides training and technical assistance to Disadvantaged Business Enterprises firms to enhance their capability to obtain highway construction and related contracts. Some training and technical assistance topics include: (1) Small Business Management, (2) Computerized Budgeting and Payroll, (3) Construction Estimating and Bidding, and (4) Business Plan Development. The HBCUs will continue their participation in the EDI Program by partnering with FHWA and State Departments of Transportation.
- Competitive Assistance Program for HBCUs and MIHEs – The FHWA has developed the framework for the competitive assistance program, which limits competition to only HBCUs and Other MIHEs. These colleges and universities compete among themselves for grants and cooperative agreements that are relevant to one or more of FHWA's six strategic goals*. The program was introduced in FY 2000. This program is expected to direct over \$500,000 dollars in contract/cooperative agreement awards to HBCUs and Other MIHEs in FY 2005.

FY Annual Plan Projected Awards

The FHWA projected awards to HBCUs for FY 2005 is \$7,305,619 an estimated decrease of \$2,171,954 of the \$9,477,513 planned awards to HBCUs for FY 2004. The estimated decrease is due in part to funding levels for all divisions and States not being increased for this program and not knowing the exact amount of projects HBCUs be able to compete for in FY 2005.*

* FHWA's Six Strategic Goals: Safety, Mobility and Productivity, Global Connectivity, Environment, National Homeland Security, and Organizational Excellence.

FY 2005 Summary of Projected Total Agency Awards, by Category

1. Agency: Federal Highway Administration

2. Name/Signature and Title of Representative: _____

Frederick D. Isler

Frederick D. Isler
Associate Administrator for Civil Rights

Date: September 1, 2005

3. Total Funds for Planned Awards to Institutions of Higher Education (IHEs): \$60,512,737

Category	Total Planned Awards to All IHEs	Total Planned Awards to HBCUs	Total Planned Awards to HBCUs as % of Total Planned Awards
1. Research & Development	52,952,780	2,459,417	5%
2. Program Evaluation	7,500	0	0%
3. Training	2,359,146	1,509,700	64%
4. Facilities and Equipment	701,400	701,400	100%
5. Fellowships, Traineeships, Internships, Recruitment, & IPAs	1,260,794	474,735	38%
6. Student Tuition Assistance, Scholarships, & Other Aid	2,421,617	2,160,367	89%
7. Direct Institutional Subsidies	0	0	0%
8. Third Party Awards	0	0	0%
9. Private Sector Involvement	0	0	0%
10. Administrative Infrastructure	0	0	0%
11. Other	809,500	0	0%
Totals	\$60,512,737	\$7,305,619	12%

Attachment C

FY 2005 Table of Projected Federal Agency Awards by Institution and by Category

State & Institution	R&D	PE	TR	F&E	FTIR & IPA	STAS & OA	DIS	TPA	PSI	AI	O	Totals
Alabama												
Alabama A&M University	1,000,000		190,000									1,190,000
Alabama State University			190,000									190,000
Bishop State Community College												0
Concordia College												0
Gadsden State Comm. College, Valley Street												0
J. F. Drake Technical College												0
Lawson State Community College												0
Miles College												0
Oakwood College												0
Selma University												0
Shelton State Community College												0
Stillman College			207,950	45,000								252,950
Talladega College												0
Trenholm State Technical College												0
Tuskegee University			190,000									190,000
Arkansas												
Arkansas Baptist College												0
Philander Smith College												0
Shorter College												0
University of Arkansas at Pine Bluff												0
Delaware												
Delaware State University												0
District of Columbia												
Howard University												0
University of the District of Columbia												0

State & Institution	R&D	PE	TR	F&E	FTIR & IPA	STAS & OA	DIS	TPA	PSI	AI	O	Totals
Florida												
Bethune-Cookman College												0
Edward Waters College												0
Florida A&M University												0
Florida Memorial College												0
Georgia												
Albany State University												0
Clark Atlanta University												0
Fort Valley State University												0
Interdenominational Theological Center												0
Morehouse College												0
Morehouse School of Medicine												0
Morris Brown College												0
Paine College												0
Savannah State University												0
Spelman College												0
Kentucky												
Kentucky State University												0
Louisiana												
Dillard University												0
Grambling State University				150,000								150,000
Southern University A&M College	45,648			150,000	57,700	5,000						258,348
Southern University at New Orleans				355,000								355,000
Southern University at Shreveport												0
Xavier University												0
Maryland												
Bowie State University												0
Coppin State College												0
Morgan State University												0
University of Maryland Eastern Shore												0

State & Institution	R&D	PE	TR	F&E	FTIR & IPA	STAS & OA	DIS	TPA	PSI	AI	O	Totals
Michigan												
Lewis College of Business												0
Mississippi												
Alcorn State University												0
Coahoma Community College												0
Hinds Community College, Utica												0
Jackson State University	150,000		140,000			4,000						294,000
Mary Holmes College												0
Mississippi Valley State University												0
Rust College												0
Tougaloo College												0
Missouri												
Harris-Stowe State University												0
Lincoln University			1,400	100,000								101,400
North Carolina												
Barber-Scotia College			7,000									7,000
Bennett College			7,000									7,000
Elizabeth City State University			14,000									14,000
Fayetteville State University			7,000									7,000
Johnson C. Smith University			7,000									7,000
Livingstone College			10,500									10,500
North Carolina A&T State University	27,500		145,000	43,000								215,500
North Carolina Central University												0
St. Augustine's College					7,000							7,000
Shaw University												0
Winston-Salem State University					7,000							7,000
Ohio												
Central State University												0
Wilberforce University												0

State & Institution	R&D	PE	TR	F&E	FTIR & IPA	STAS & OA	DIS	TPA	PSI	AI	O	Totals
Oklahoma												
Langston University	351,000											351,000
Pennsylvania												
Cheyney State University												0
Lincoln University												0
South Carolina												
Allen University												0
Benedict College			159,750									159,750
Clafin College												0
Clinton Junior College												0
Denmark Technical College												0
Morris College												0
South Carolina State University			287,000			2,000,000						2,287,000
Voorhees College												0
Tennessee												
Fisk University												0
Knoxville College												0
Lane College												0
Lemoyne-Owen College												0
Meharry Medical College												0
Tennessee State University												0
Texas												
Huston-Tillotson College												0
Jarvis Christian College												0
Paul Quinn College												0
Prairie View A&M University												0
St. Philip's College												0
Southwestern Christian College												0
Texas College												0
Texas Southern University												0
Wiley College												0

State & Institution	R&D	PE	TR	F&E	FTIR & IPA	STAS & OA	DIS	TPA	PSI	AI	O	Totals
Virginia												
Hampton University												0
Norfolk State University												0
Saint Paul's College												0
Virginia State University												0
Virginia Union University												0
Virgin Islands												
University of the Virgin Islands												0
West Virginia												
Bluefield State College												0
West Virginia State University												0
To Be Determined	885,269				207,535	151,367						1,244,171
Totals	2,459,417	0	1,509,700	701,400	474,735	2,160,367	0	0	0	0	0	\$7,305,619

Categories			
R&D	Research & Development	STAS & OA	Student Tuition Assistance, Scholarships & Other Aid
PE	Program Evaluation	DIS	Direct Institutional Subsidies
TR	Training	TPA	Third Party Awards
F&E	Facilities & Equipment	PSI	Private Sector Involvement
FTIR & IPA	Fellowships, Traineeships, Internships, Recruitment & Intergovernmental Personnel Act	AI	Administrative Infrastructure
		O	Other

FY 2005 Projected Awards Narrative

Category 1: Research and Development		
Name of College/University	Activity	Award
Alabama A&M University	Research - To be Determined	\$1,000,000
Southern University - Baton Rouge	Research - To be Determined	\$45,648
Langston University	Research - Study focusing on EJ and relocation process for I-40 Cross Town	\$78,000
	Research - Develop assessment tool for anti-litter campaign	\$100,000
	Research - Safety-first campaign	\$125,000
	Research - Study to evaluate public perception of noise barriers	\$22,000
	Research - Effect of anti-stripping additives on performance graded binders in Oklahoma	\$26,000
To be Determined	Research (Includes CAP) - To be Determined	\$885,269
Jackson State University	Research - Under contract to research Paving Fabrics to Reduce Reflective Cracking	\$150,000
North Carolina A&T State University	Research - Study use of compressive strength test results for acceptance testing of concrete pavements	\$22,500
	Research - Interstate 40 Triad Corridor value pricing study	\$5,000
Category 2: Program Evaluation		
Name of College/University	Activity	Award
N/A		
Category 3: Training		
Name of College/University	Activity	Award
Alabama State University	Disadvantaged Business Enterprise Supportive Services (DBE/SS) Technical Assistance	\$190,000
Stillman College	DBE/SS Technical Assistance	\$207,950
Alabama A&M University	DBE/SS - Classroom Training	\$190,000

Category 3: Training (Continued)

Name of College/University	Activity	Award
Tuskegee University	DBE/SS – Classroom Training	\$190,000
Jackson State University	Local Technical Assistance Program (LTAP) – To provide a comprehensive array of technical assistance, training, management services to local government jurisdictions and agencies primarily involved in roads, bridges, etc	\$140,000
North Carolina A&T State University	Entrepreneurial Development Program (EDP) EDP for truckers	\$120,000 \$25,000
South Carolina State University	Entrepreneurial Development Institute/Program for certified disadvantaged businesses	\$111,000
	Training – Education and training supportive services for certified DBEs	\$60,000
	School-to-Work Transitional program for high school and college students	\$116,000
Benedict College	Training – Highway Transportation Careers Training Program for Eligibility Low-income individuals	\$151,750
	Training – Conference/training on STI and youth corporation participants)	\$8,000

Category 4: Facilities and Equipment

Name of College/University	Activity	Award
Stillman College	Contract Bid Resource Room to assist DBEs in preparing bids	\$45,000
Southern University @ Baton Rouge	Construct sidewalks and install directional and building signs	\$150,000
Southern University @ New Orleans	Add lighted pedestrian/bicycle paths	\$355,000
Grambling State University	Phase III of Pedestrian/bicycle thoroughfare	\$150,000
Lincoln University (Missouri)	Provide a building/equipment for a diversity conference)	\$1,400

Category 5: Fellowships, Traineeships, Internships, Recruitment, and Intergovernmental Personnel Act

Name of College/University	Activity	Award
Southern University @ Baton Rouge	Research Fellowships	\$57,700
Lincoln University (Missouri)	Internships/Traineeships	\$100,000
To be Determined	Internships/Recruitment	\$207,535
North Carolina A&T State University	Dwight David Eisenhower Fellowships	\$36,000
	Internships	\$7,000
Johnson C. Smith University	Internships	\$7,000
Fayetteville State University	Internships	\$7,000
Elizabeth City State University	Internships	\$14,000
Winston-Salem State University	Internships	\$7,000
Livingston College	Internships	\$10,500
St. Augustine's College	Internships	\$7,000
Bennett College	Internships	\$7,000
Barber-Scotia College	Internships - Planned Summer Internships for students from these 9 schools with NCDOT	\$7,000

Category 6: Student Tuition Assistance, Scholarships, and Other Aid

Name of College/University	Activity	Award
South Carolina State University	National Summer Transportation Institute Program	\$2,000,000
To be Determined	Student Assistance	\$151,367
Jackson State University	Scholarships	\$4,000
Southern University @ Baton Rouge	Local Transportation Research Center Scholarships	\$5,000

Category 7: Direct Institutional Subsidies

Name of College/University	Activity	Award
N/A		

Category 8: Third Party Awards		
Name of College/University	Activity	Award
N/A		
Category 9: Private Sector Involvement		
Name of College/University	Activity	Award
N/A		
Category 10: Administrative Infrastructure		
Name of College/University	Activity	Award
N/A		
Category 11: Other		
Name of College/University	Activity	Award
N/A		

Federal Highway Administration

Fiscal Year 2005

Annual Federal Planned Awards Report on Executive Agency Actions to Assist Tribal Colleges and Universities

The information contained in this section regarding the TCUs annual planned awards report is for statistical purposes only.

Attachment B

FY 2005 Summary of Projected Total Agency Awards, by Category

1. Agency: Federal Highway Administration

2. Name/Signature and Title of Representative: _____

Frederick D. Isler
Associate Administrator for Civil Rights

Date: _____

3. Total Funds for Planned Awards to Institutions of Higher Education (IHEs): \$60,512,737

Categories	Total Planned Awards to All IHEs	Total Planned Awards to TCUs	Planned Awards to TCUs as % of Total Planned Awards to All IHEs
1. Research & Development	52,952,780	0	0%
2. Technology-related Activities	0	0	0%
3. Direct Institutional Subsidies	0	0	0%
4. Program Evaluation	7,500	7,500	100%
5. Training and Technical Assistance	2,359,146	272,859	12%
6. Facilities and Equipment	701,400	0	0%
7. Fellowships, Traineeships, Internships, Recruitment, and Intergovernmental Personnel Act	1,260,794	7,500	1%
8. Student Tuition Assistance, Scholarships, and Other Aid	2,421,617	150,000	6%
9. Economic Development	0	0	0%
10. Administrative Infrastructure	0	0	0%
11. Third Party Awards	0	0	0%
12. Private Sector Involvement	0	0	0%
13. Construction	0	0	0%
14. Other Activities	809,500	0	0%
Totals	\$60,512,737	\$437,859	1%

Attachment C

FY 2005 Table of Projected Federal Agency Awards by Institution and by Category

State & Institution	R&D	TA	DIS	PE	T & TA	F&E	FTIR & IPA	STAS & OA	ED	AI	TPA	PSI	C	OA	Totals
Arizona															
Diné College															0
Tohono O'odham Community College															0
California															
D-Q University															0
Kansas															
Haskell Indian Nations University															0
Michigan															
Bay Mills Community College															0
Keweenaw Bay Ojibwa Community College															0
Saginaw Chippewa Tribal College															0
Minnesota															
Fond du Lac Tribal and Community College							2,500								2,500
Leech Lake Tribal College							2,500								2,500
White Earth Tribal and Community College							2,500								2,500
Montana															
Blackfeet Community College															0
Chief Dull Knife College															0
Fort Belknap College															0
Fort Peck Community College															0
Little Big Horn College															0
Salish Kootenai College						272,859									272,859
Stone Child College															0

State & Institution	R&D	TA	DIS	PE	T & TA	F&E	FTIR & IPA	STAS & OA	ED	AI	TPA	PSI	C	OA	Totals
North Dakota															
Cankdeska Cikana (Little Hoop) Community College															0
Fort Berthold Community College															0
Sitting Bull College															0
Turtle Mountain Community College															0
United Tribes Technical College								150,000							150,000
Nebraska															
Little Priest Tribal College															0
Nebraska Indian Community College															0
New Mexico															
Crownpoint Institute of Technology															0
Institute of American Indian Arts															0
Southwestern Indian Polytechnic Institute															0
South Dakota															
Oglala Lakota College															0
Si Tanka University															0
Sinte Gleska University															0
Sisseton Wahpeton College															0
Virginia															
American Indian Higher Education Consortium															0
Washington															
Northwest Indian College															0
Wisconsin															
College of Menominee Nation				7,500											7,500
Lac Courte Oreilles Ojibwa Community College															0
Totals	0	0	0	7,500	272,859	0	7,500	150,000	0	0	0	0	0	0	\$437,859

Categories			
R&D	Research & Development	STAS & OA	Student Tuition Assistance, Scholarships & Other Aid
TA	Technology-related Activities	ED	Economic Development
DIS	Direct Institutional Subsidies	AI	Administrative Infrastructure
PE	Program Evaluation	TPA	Third Party Awards
T&TA	Training & Technical Assistance	PSI	Private Sector Involvement
F&E	Facilities & Equipment	C	Construction
FTIR & IPA	Fellowships, Traineeships, Internships, Recruitment & Intergovernmental Personnel Act	OA	Other Activities

Name of Agency Liaison: Ann D. Wicks

Title: Equal Opportunity Specialist

Phone: 202-366-2213

Fax: 202-366-1599

Email: ann.wicks@fhwa.dot.gov

Signature of Agency Head

Date: _____

FY 2005 Projected Awards Narrative

Category 1: Research and Development		
Name of College/University	Activity	Award
N/A		
Category 2: Technology-related Activities		
Name of College/University	Activity	Award
N/A		
Category 3: Direct Institutional Subsidies		
Name of College/University	Activity	Award
N/A		
Category 4: Program Evaluation		
Name of College/University	Activity	Award
College of the Menominee Nation	Develop process to enable Wisconsin's Native American Tribes to successfully participate in Wisconsin Department of Transportation's programs	\$7,500
Category 5: Training and Technical Assistance		
Name of College/University	Activity	Award
Salish Kootenai College	Training - Train individuals in the operation and maintenance of highway-related construction equipment	\$272,859
Category 6: Facilities and Equipment		
Name of College/University	Activity	Award
N/A		

Category 7: Fellowships, Traineeships, Internships, Recruitment, and Intergovernmental Personnel Act

Name of College/University	Activity	Award
Fond du Lac Tribal and Community College	Summer Transportation Internship Program for Diverse Groups (STIPDG)	\$2,500
Leech Lake Tribal College	STIPDG	\$2,500
White Earth Tribal and Community College	STIPDG	\$2,500

Category 8: Student Tuition Assistance, Scholarships, and Other Aid

Name of College/University	Activity	Award
United Tribes Technical College	Tribal Technical Assistance Program	\$150,000

Category 9: Economic Development

Name of College/University	Activity	Award
N/A		

Category 10: Administrative Infrastructure

Name of College/University	Activity	Award
N/A		

Category 11: Third Party Awardees

Name of College/University	Activity	Award
N/A		

Category 12: Private Sector Involvement

Name of College/University	Activity	Award
N/A		

Category 13: Construction

Name of College/University	Activity	Award
N/A		

Category 14: Other

Name of College/University	Activity	Award
N/A		

Federal Highway Administration

Fiscal Year 2005

Annual Federal Planned Awards Report on Executive Agency Actions to Assist Hispanic Serving Institutions

The information contained in this section regarding the HSI annual planned awards report is for statistical purposes only.

Attachment B

FY 2005 Summary of Projected Total Agency Awards, by Category

1. Agency: Federal Highway Administration

2. Name/Signature and Title of Representative: _____

Frederick D. Isler
Associate Administrator for Civil Rights

Date: _____

3. Total Funds for Planned Awards to Institutions of Higher Education (IHEs): \$60,512,737

Categories	Total Planned Awards to All IHEs	Total Planned Awards to HSIs	Planned Awards to HSIs as % of Total Planned Awards to All IHEs
1. Research & Development	52,952,780	52,952,780	2%
2. Program Evaluation	7,500	0	0%
3. Training	2,359,146	71,250	3%
4. Facilities and Equipment	701,400	0	0%
5. Fellowships, Traineeships, Internships, Recruitment, and Intergovernmental Personnel Act	1,260,794	0	0%
6. Student Tuition Assistance, Scholarships, and Other Aid	2,421,617	0	0%
7. Direct Institutional Subsidies	0	0	0%
8. Third Party Awards	0	0	0%
9. Private Sector Involvement	0	0	0%
10. Administrative Infrastructure	0	0	0%
11. Other	809,500	0	0%
Totals	\$60,512,737	\$1,148,925	2%

Attachment C

FY 2005 Table of Projected Federal Agency Awards by Institution and by Category

State & Institution	R&D	PE	TR	F&E	FTIR & IPA	STAS & OA	DIS	TPA	PSI	AI	O	Totals
Arizona												
Arizona Western College												0
Central Arizona College												0
Cochise College Douglas												0
Estrella Mountain Community College												0
Gateway Community College												0
Phoenix College												0
South Mountain Community College												0
University of Arizona South												0
California												
Allan Hancock College												0
Bakersfield College												0
California State Polytechnic University Pomona												0
California State University Bakersfield												0
California State University Dominguez Hills												0
California State University Fresno												0
California State University Fullerton												0
California State University Long Beach												0
California State University Los Angeles												0
California State University Northridge												0
California State University San Bernardino												0
California State University Stanislaus	42,675											42,675

State & Institution	R&D	PE	TR	F&E	FTIR & IPA	STAS & OA	DIS	TPA	PSI	AI	O	Totals
Cañada College												0
Cerritos College												0
Chaffey College												0
Citrus College												0
College of the Desert												0
College of the Sequoias												0
East Los Angeles College												0
El Camino Community College												0
Fresno City College												0
Glendale Community College												0
Hartnell College												0
Imperial Valley College												0
La Sierra University												0
Long Beach City College												0
Los Angeles County College of Nursing and Allied Health												0
Los Angeles Mission College												0
Los Angeles Trade-Technical College												0
Los Medanos College												0
Mt. San Antonio College												0
Mt. San Jacinto College												0
National Hispanic University												0
Oxnard College												0
Palo Verde Community College												0
Palomar College												0
Pasadena City College												0
Reedley College												0
Rio Hondo College												0
San Bernardino Valley College												0
San Diego State University Imperial Valley												0
San Joaquin Delta Community College												0

State & Institution	R&D	PE	TR	F&E	FTIR & IPA	STAS & OA	DIS	TPA	PSI	AI	O	Totals
Santa Ana College												0
Santa Monica College												0
Southwestern College												0
University of California Merced												0
University of La Verne												0
Ventura College												0
Victor Valley College												0
West Hills Community College												0
West Los Angeles College												0
Whittier College												0
Woodbury University												0
Yosemite Community College District												0
Colorado												
Adams State College												0
Colorado State University Pueblo												0
Community College of Denver												0
Otero Junior College												0
Pueblo Community College												0
Trinidad State Junior College												0
Connecticut												
Capital Community College												0
Florida												
Barry University												0
Carlos Albizu University Miami												0
Florida International University												0
Miami Dade College North Campus												0
Nova Southeastern University												0
St. Thomas University												0

State & Institution	R&D	PE	TR	F&E	FTIR & IPA	STAS & OA	DIS	TPA	PSI	AI	O	Totals
University of Miami Coral Gables												0
Valencia Community College Osceola												0
Illinois												
Malcolm X College City Colleges of Chicago												0
Morton College												0
Northeastern Illinois University												0
Robert Morris College												0
St. Augustine College Main												0
Wilbur Wright College City Colleges of Chicago												0
Kansas												
Donnelly College												0
Massachusetts												
Urban College of Boston												0
New Jersey												
Hudson County Community College												0
New Jersey State University												0
Passaic County Community College Paterson												0
Union County College												0
New Mexico												
Central New Mexico Community College												0
Clovis Community College												0
College of Santa Fe												0
Eastern New Mexico University Main			15,000									15,000
Eastern New Mexico University Roswell												0
Mesalands Community College			12,500									12,500
New Mexico Highlands University												0
New Mexico Junior College												0

State & Institution	R&D	PE	TR	F&E	FTIR & IPA	STAS & OA	DIS	TPA	PSI	AI	O	Totals
New Mexico State University Alamogordo Branch Community College												0
New Mexico State University Carlsbad Branch Community College												0
New Mexico State University Doña Ana Branch Community College												0
New Mexico State University Grants												0
New Mexico State University Main	385,000											385,000
Northern New Mexico Community College			43,750									43,750
Santa Fe Community College												0
University of New Mexico Main	500,000											500,000
University of New Mexico Valencia												0
Western New Mexico University Main												0
New York												
Boricua College												0
Borough of Manhattan Community College City University of New York												0
Bronx Community College City University of New York												0
City College of New York (City University of New York)												0
College of Mount Saint Vincent												0
Hostos Community College City University of New York												0
John Jay College of Criminal Justice City University of New York												0
La Guardia Community College City University of New York												0

State & Institution	R&D	PE	TR	F&E	FTIR & IPA	STAS & OA	DIS	TPA	PSI	AI	O	Totals
Lehman College City University of New York												0
Mercy College												0
Metropolitan College of New York Main												0
New York City College of Technology City University of New York												0
Vaughn College of Aeronautics and Technology												0
Pennsylvania												
Eastern University Nueva Esperanza Center for Higher Education												0
Puerto Rico												
American University of Puerto Rico Bayamón												0
Atlantic College												0
Caribbean University Bayamón												0
Colegio Universitario de San Juan												0
Conservatory of Music of Puerto Rico												0
Escuela de Artes Plásticas de Puerto Rico												0
Inter American University of Puerto Rico Arecibo												0
Inter American University of Puerto Rico Barranquitas												0
Inter American University of Puerto Rico Fajardo												0
Inter American University of Puerto Rico Guayama												0
Inter American University of Puerto Rico Ponce												0
Inter American University of Puerto Rico San Germán												0
Pontifical Catholic University of Puerto Rico Ponce												0
Universidad Adventista de las Antillas												0

State & Institution	R&D	PE	TR	F&E	FTIR & IPA	STAS & OA	DIS	TPA	PSI	AI	O	Totals
Universidad Central del Caribe												0
Universidad del Este												0
Universidad del Turabo												0
Universidad Metropolitana Cupey												0
Universidad Politécnica de Puerto Rico												0
University of Puerto Rico Aguadilla												0
University of Puerto Rico Bayamón												0
University of Puerto Rico Carolina												0
University of Puerto Rico Cayey												0
University of Puerto Rico Humacao												0
University of Puerto Rico Mayaguez	150,000											150,000
University of Puerto Rico Medical Sciences Campus												0
University of Puerto Rico Ponce												0
University of Puerto Rico Río Piedras												0
University of the Sacred Heart												0
Texas												
Amarillo College												0
Coastal Bend College												0
Del Mar College												0
El Centro College												0
El Paso Community College												0
Galveston College												0
Huston-Tillotson University												0
Laredo Community College Main												0
Midland College												0
Mountain View College												0

State & Institution	R&D	PE	TR	F&E	FTIR & IPA	STAS & OA	DIS	TPA	PSI	AI	O	Totals
Northwest Vista College												0
Our Lady of the Lake University												0
Palo Alto College												0
San Antonio College												0
San Jacinto College Central												0
San Jacinto College North												0
South Plains College												0
South Texas College												0
Southwest Texas Junior College												0
St. Edward's University												0
St. Mary's University												0
St. Philip's College												0
Sul Ross State University												0
Texas A&M International University												0
Texas A&M University Corpus Christi												0
Texas A&M University Kingsville												0
Texas State Technical College Harlingen												0
University of Houston Downtown												0
University of St. Thomas												0
University of Texas at Brownsville & Texas Southmost College												0
University of Texas at El Paso												0
University of Texas at San Antonio												0
University of Texas Health Science Center at San Antonio												0
University of Texas of the Permian Basin												0
University of Texas Pan American												0

State & Institution	R&D	PE	TR	F&E	FTIR & IPA	STAS & OA	DIS	TPA	PSI	AI	O	Totals
University of the Incarnate Word												0
Victoria College												0
Western Texas College												0
Washington												
Columbia Basin College												0
Heritage University												0
Totals	1,077,675	0	71,250	0	0	0	0	0	0	0	0	\$1,148,925

Categories			
R&D	Research & Development	STAS & OA	Student Tuition Assistance, Scholarships & Other Aid
PE	Program Evaluation	DIS	Direct Institutional Subsidies
TR	Training	TPA	Third Party Awards
F&E	Facilities & Equipment	PSI	Private Sector Involvement
FTIR & IPA	Fellowships, Traineeships, Internships, Recruitment & Intergovernmental Personnel Act	AI	Administrative Infrastructure
		O	Other

FY 2005 HSI Projected Awards Narrative

Category 1: Research and Development		
Name of College/University	Activity	Award
California State University Stanislaus	Research – Forecasting/mitigating highway and other roadway impacts to urban San Joaquin Kit Fox populations	\$42,675
New Mexico State University Main	Job Recruitment – Rural New Mexico	\$30,000
	RQI Facilitation and DOC	\$30,000
	ITD Curriculum	\$50,000
	ITA	\$30,000
	Bridge Evaluation Center	\$50,000
	Failure of Riprap	\$50,000
	Model for Improving Transportation	\$50,000
	Concrete Mix Design	\$95,000
University of New Mexico Main	Improve Transportation	\$50,000
	Environmental Design	\$70,000
	Wildlife Crashes	\$30,000
	Acoma Pueblo	\$45,000
	Bridge Approach Slabs	\$50,000
	Field R-Value	\$50,000
	NATMAP	\$100,000
	Freight Corridors	\$25,000
	Flight Safety Training Center	\$50,000
	ITA/ISA	\$30,000
University of Puerto Rico Mayaguez	Technology Transfer	\$150,000
Category 2: Program Evaluation		
Name of College/University	Activity	Award
N/A		
Category 3: Training		
Name of College/University	Activity	Award
Northern New Mexico Community College	Local Technical Assistance Program (LTAP)	\$43,750

Category 3: Training (Continued)

Name of College/University	Activity	Award
Mesalands Community College	LTAP	\$12,500
Eastern New Mexico University Main	LTAP	\$15,000

Category 4: Facilities and Equipment

Name of College/University	Activity	Award
N/A		

Category 5: Fellowships, Traineeships, Internships, Recruitment, and Intergovernmental Personnel Act

Name of College/University	Activity	Award
N/A		

Category 6: Student Tuition Assistance, Scholarships, and Other Aid

Name of College/University	Activity	Award
N/A		

Category 7: Direct Institutional Subsidies

Name of College/University	Activity	Award
N/A		

Category 8: Third Party Awardees

Name of College/University	Activity	Award
N/A		

Category 9: Private Sector Involvement

Name of College/University	Activity	Award
N/A		

Category 10: Administrative Infrastructure

Name of College/University	Activity	Award
N/A		

Category 11: Other

Name of College/University	Activity	Award
N/A		



Fiscal Year 2006 Annual Planned Awards Reports

Federal Highway Administration

FY 2006

Annual Federal Planned Awards Report on Executive Agency Actions to Assist Historically Black Colleges and Universities

Executive Summary

The following is a summary of the FHWA's Annual HBCU Plan for FY 2006 regarding its commitment to increasing the capacity of HBCUs to benefit from Federally-sponsored programs.

Goals:

1. To increase the number of highway research, development and technology contracts, grants and cooperative agreements awarded to HBCUs.
2. To increase the number of HBCU students pursuing transportation careers by participating in programs such as the Dwight David Eisenhower Fellowship Program, Summer Transportation Internship Program for Diverse Groups (STIPDG), Transportation and Civil Engineering Careers (TRAC) Program and the National Summer Transportation Institute (NSTI) Program.
3. To increase the number of States participating in the NSTI Program from 26 to 50 including the District of Columbia and Puerto Rico.
4. To increase partnerships while maintaining a good work relationship with our existing HBCU partners and the National Association for Equal Opportunity in Higher Education.

Objectives:

1. To increase HBCUs participation and skill level for bidding for research and technology contracts, grants and cooperative agreements.
2. Through the NSTI Strategic Plan (2004-2008), introduce 5,000 more secondary school students to the transportation industry and transportation-related careers. To expand the number of students participating in the Summer Transportation Internship Program for Diverse Groups. In addition, to publicize the successes and awardees of the Summer Transportation Institutes, the Internships, Cooperative Education efforts, Fellowships, and other forms of student employment.
3. To expand the number of Universities and Colleges sponsoring a Summer Transportation Institute.
4. To establish a partnership with a HBCU in every State or Territory where a HBCU is located.



The FHWA will continue to focus on expanding opportunities for HBCUs in three categories -- Partnerships, Human Resources, and Grants and Contracts.

Partnerships

In FY 2006, the FHWA plans to continue establishing partnerships with HBCUs until a partnership agreement is signed in every State or Territory where an HBCU is located.

The goal of the partnerships is to forge a better, ongoing relationship with each HBCU.

It is through these agreements that HBCUs are provided technical assistance, curriculum development, exchange of staff and resources. Some of the planned major programs under this category include the Local Technical Assistance Program, the Entrepreneurial Development Institute, and the On-the-Job Training/Supportive Services (OJT/SS) program.

Human Resources


The Human Resources category involves the funding of scholarships, fellowships and other related activities to HBCU students to pursue transportation-related careers. Fellowships are awarded to HBCU faculty to increase their understanding of the Federal and Federal-aid programs. The major activities under this category are as follows:

- Dwight David Eisenhower Transportation Fellowship Program – For FY 2006, the FHWA plans to administer at least 66 Eisenhower HBCU Fellowships at several HBCUs.
- National Summer Transportation Institute (NSTI) – This 4 to 5-week program is designed to encourage and motivate youth to pursue transportation-related careers. The students actively participate in a series of academic and practical experiences. Since 1992, nearly 5,000 students and 28 HBCUs have participated in the program. This program continues to draw numerous students each year. In FY 2006, the FHWA plans to increase the number of students participating and HBCUs serving as host site while maintaining its sponsorship of all the current institutes.

Fiscal Year	Number of Colleges/Universities	Number of HBCUs	Number of Students
2003	40	27	700
2004	44	28	800
2005	51	28	840+

- On-the-Job Training Supportive Services (OJT/SS) – The provisions for the program provide annual funding for OJT/SS projects with innovative approaches and nationwide implications to support employment opportunities for people moving from welfare to work, women, and minorities in fields of highway construction and transportation technology.¹

¹ Title 23 of the United States Code provides for annual funding for OJT/SS projects.




The FHWA plans to expand its efforts to provide HBCUs/Other Minority Institutions of Higher Education (MIHEs) with information about opportunities to partner with State Departments of Transportation to provide innovative OJT/SS programs. All HBCUs will be encouraged to develop proposals to assist minorities and women in developing job readiness skills and support systems which facilitate acceptance and retention in highway construction trades or related technology fields. In FY 2006, the FHWA plans to award over \$580,000 for OJT/SS projects to the colleges/universities listed below.

Colleges/Universities	OJT/SS Program	Planned Award Funds
To Be Determined	School-to-Work Transitional Program	\$58,806
Benedict College	School-to-Work Internship Program	\$81,968
Denmark Technical College	Transportation Career Training Program	\$161,835
Delaware State University	Training for Careers in Transportation	\$130,000
Kentucky State University	Training for Careers in Highway Construction and Transportation	\$150,000

Grants and Contracts

The FHWA is committed to ensuring greater participation by HBCUs in highway research, development, and technology contracts and grants. For FY 2006, the FHWA plans to increase the number of awards to HBCUs for research and technology contracts, grants and cooperative agreements. Some of the activities planned under this category include the following:

- Local Technical Assistance Program (LTAP) - The purpose of the LTAP Program is to provide the transfer of highway technology and technical assistance to rural and local governments. The LTAP centers conduct a variety of activities that include a communication center that links local highway agencies, tribal governments, States, universities, and the Federal Government.
- Entrepreneurial Development Institute (EDI) - The EDI Program provides training and technical assistance to Disadvantaged Business Enterprises firms to enhance their capability to obtain highway construction and related contracts. Some training and technical assistance topics include: (1) Small Business Management; (2) Computerized Budgeting and Payroll; (3) Construction Estimating and Bidding; and (4) Business Plan Development. The HBCUs will continue their participation in the EDI Program by partnering with FHWA and State Departments of Transportation.
- Competitive Assistance Program (CAP) for HBCUs and MIHEs - The program was introduced in FY 2000. The FHWA has developed the framework for the competitive assistance program, which limits competition to only HBCUs and Other MIHEs. These colleges and universities compete



among themselves for grants and cooperative agreements that are relevant to one or more of FHWA's six strategic goals.¹

However, due to the decrease in the allowed FHWA funding share from 80% to 50% for grants and cooperative agreements awarded to Minority Institutions of Higher Education (MIHE) in the Training and Education Program under SAFETEA-LU², the FHWA does not expect to see much, if any, recipient participation under the MIHE/CAP at this time. A decision regarding the continuation of this program is under review. In FY 2005, three projects were advertised but no colleges/universities applied.

FY Annual Plan Projected Awards for FY 2006

The FHWA projected awards to HBCUs for FY 2006 is \$8,328,866 estimated increase of \$1,023,247 of the \$7,305,619 planned awards to HBCUs in FY 2005. The estimated increase is due in part to an increase in: 1) funding levels; and 2) number of research and development projects.

¹ FHWA's Six Strategic Goals are Safety, Mobility and Productivity, Global Connectivity, Environment, National Homeland Security, and Organizational Excellence.

² SAFETEA-LU, Section(s): 5101, 5204, 5505 – Training and Education Program, Federal Share.

FY 2006 Summary of Projected Total Agency Awards, by Category

1. Agency: Federal Highway Administration

2. Name/Signature and Title of Representative: Frederick D. Isler

Frederick D. Isler
Associate Administrator for Civil Rights

Date: December 16, 2005

3. Total Funds for Planned Awards to Institutions of Higher Education (IHEs): \$106,650,736

Categories	Total Planned Awards to All IHEs	Total Planned Awards to HBCUs	Planned Awards to HBCUs as % of Total Planned Awards to All IHEs
1. Research & Development	93,208,002	3,062,105	3%
2. Program Evaluation	366,082	242,082	66%
3. Training	6,161,834	2,160,152	35%
4. Facilities and Equipment	1,000	1,000	100%
5. Fellowships, Traineeships, Internships, Recruitment, and Intergovernmental Personnel Act	2,451,427	763,186	31%
6. Student Tuition Assistance, Scholarships, and Other Aid	3,137,391	2,100,341	67%
7. Direct Institutional Subsidies	487,500	0	0%
8. Third Party Awards	0	0	0%
9. Private Sector Involvement	0	0	0%
10. Administrative Infrastructure	0	0	0%
11. Other	837,500	0	0%
Totals	\$106,650,736	\$8,328,866	8%

Attachment C

FY 2006 Table of Projected Federal Agency Awards by Institution and by Category

State & Institution	R&D	PE	TR	F&E	FTIR & IPA	STAS & OA	DIS	TPA	PSI	AI	O	Totals
Alabama												
Alabama A&M University	1,000,000		190,000									1,190,000
Alabama State University			190,000		115							190,115
Bishop State Community College												0
Concordia College												0
Gadsden State Comm. College, Valley Street												0
J. F. Drake Technical College												0
Lawson State Community College												0
Miles College												0
Oakwood College												0
Selma University												0
Shelton State Community College												0
Stillman College			162,300									162,300
Talladega College												0
Trenholm State Technical College												0
Tuskegee University			190,000									190,000
Arkansas												
Arkansas Baptist College												0
Philander Smith College					25,000							25,000
Shorter College												0
University of Arkansas at Pine Bluff												0
Delaware												
Delaware State University			130,000									130,000
District of Columbia												
Howard University	575,462	217,082			59,406							851,950
University of the District of Columbia												0

State & Institution	R&D	PE	TR	F&E	FTIR & IPA	STAS & OA	DIS	TPA	PSI	AI	O	Totals
Florida												
Bethune-Cookman College												0
Edward Waters College												0
Florida A&M University												0
Florida Memorial College												0
Georgia												
Albany State University												0
Clark Atlanta University												0
Fort Valley State University												0
Interdenominational Theological Center												0
Morehouse College												0
Morehouse School of Medicine												0
Morris Brown College												0
Paine College												0
Savannah State University												0
Spelman College												0
Kentucky												
Kentucky State University			150,000		1,500	69,341						220,841
Louisiana												
Dillard University												0
Grambling State University												0
Southern University A&M College					500							500
Southern University at New Orleans												0
Southern University at Shreveport												0
Xavier University												0
Maryland												
Bowie State University												0
Coppin State College												0
Morgan State University	254,500				27,500	5,000						287,000
University of Maryland Eastern Shore			50,000									50,000

State & Institution	R&D	PE	TR	F&E	FTIR & IPA	STAS & OA	DIS	TPA	PSI	AI	O	Totals
Michigan												
Lewis College of Business												0
Mississippi												
Alcorn State University												0
Coahoma Community College												0
Hinds Community College, Utica												0
Jackson State University	91,200		145,000									236,200
Mary Holmes College												0
Mississippi Valley State University												0
Rust College												0
Tougaloo College												0
Missouri												
Harris-Stowe State University												0
Lincoln University				1,000	80,000							81,000
North Carolina												
Barber-Scotia College												0
Bennett College												0
Elizabeth City State University												0
Fayetteville State University												0
Johnson C. Smith University												0
Livingstone College												0
North Carolina A&T State University	534,500	25,000	75,000									634,500
North Carolina Central University												0
St. Augustine's College												0
Shaw University												0
Winston-Salem State University												0
Ohio												
Central State University												0
Wilberforce University												0

State & Institution	R&D	PE	TR	F&E	FTIR & IPA	STAS & OA	DIS	TPA	PSI	AI	O	Totals
Oklahoma												
Langston University	267,000											267,000
Pennsylvania												
Cheyney State University												0
Lincoln University												0
South Carolina												
Allen University												0
Benedict College			81,968		40,000							121,968
Clafflin College												0
Clinton Junior College												0
Denmark Technical College			161,835									161,835
Morris College												0
South Carolina State University			19,563			2,000,000						2,019,563
Voorhees College												0
Tennessee												
Fisk University												0
Knoxville College												0
Lane College												0
Lemoyne-Owen College												0
Meharry Medical College												0
Tennessee State University												0
Texas												
Huston-Tillotson College					26,000	3,000						29,000
Jarvis Christian College					50							50
Paul Quinn College					37,440							37,440
Prairie View A&M University	84,190		960		350	19,000						104,500
St. Philip's College												0
Southwestern Christian College												0
Texas College												0
Texas Southern University	255,253		720		325	4,000						260,298
Wiley College												0
Virginia												
Hampton University												0

State & Institution	R&D	PE	TR	F&E	FTIR & IPA	STAS & OA	DIS	TPA	PSI	AI	O	Totals
Norfolk State University												0
Saint Paul's College												0
Virginia State University												0
Virginia Union University												0
Virgin Islands												
University of the Virgin Islands												0
West Virginia												
Bluefield State College												0
West Virginia State University												0
To Be Determined			612,806		465,000							1,077,806
Totals	3,062,105	242,082	2,160,152	1,000	763,186	2,100,341	0	0	0	0	0	\$8,328,866

Categories	
R&D	Research & Development
PE	Program Evaluation
TR	Training
F&E	Facilities & Equipment
FTIR & IPA	Fellowships, Traineeships, Internships, Recruitment & Intergovernmental Personnel Act
STAS & OA	Student Tuition Assistance, Scholarships & Other Aid
DIS	Direct Institutional Subsidies
TPA	Third Party Awards
PSI	Private Sector Involvement
AI	Administrative Infrastructure
O	Other

FY 2006 HBCU Projected Awards Narrative

Category 1: Research and Development		
Name of College/University	Activity	Award
Alabama A&M University	Research – Expand involvement of the Transportation General Contractors in training activities such as proposal for submitting bids, contracts and management of workers on project for certified DBEs	\$1,000,000
Morgan State University	Research Projects – To Be Determined	\$75,000
	Research – Line-Striping Life Cycle Analysis Project	\$120,000
	Research – Improved Alignment Evaluation and Optimization Model	\$59,500
Jackson State University	Research – Long-Term Field Monitoring and Performance of Paving Fabric Interlayer Systems to Reduce Reflective Cracking Project – Comprehensive testing, monitoring and analysis program where 12 500-foot pavement test sections are constructed on existing 2-lane highway and monitored for 7-years	\$31,200
	Research – Enhancing Mobility to Improve the Quality of Life in Mississippi Capitol Region – Identify regions strengths/shortcomings in the area of transportation and mobility to maintain residents and viable commercial entities	\$60,000
Prairie View A&M University	Review/summary of State practice - 50 State highway agencies' procedures for pavement structural design	\$50,000
Howard University	To Be Determined – FHWA Human Centered Systems Research Projects	\$42,887
	To Be Determined – Howard University Transportation Research Center (HUTRC) Research Projects	\$532,575
Langston University	Evaluation of AASHTO T84 for measuring bulk specific gravity of fine aggregates and correlation between bulk gravity and specific surface area	\$20,000
	Determination of mixing and compaction temperatures for polymer-modified asphalt binders	\$20,000
	Continuation of research study on relocation process for the I-40 cross-town focusing on environmental justice	\$10,000
	On-call general research services	\$50,000
	To Be Determined (Oklahoma Transportation Center for projects)	\$167,000

Category 1: Research and Development (Continued)

Name of College/University	Activity	Award
North Carolina A&T State University	Research - Southeast Superpave Center	\$20,000
	Research - I-40 Value Pricing Assessment	\$514,500
Prairie View A&M University	To Be Determined	\$34,190
Texas Southern University	To Be Determined	\$255,253

Category 2: Program Evaluation

Name of College/University	Activity	Award
North Carolina A&T State University	Indefinite Quantities Contract with Battelle Memorial Institute for research and statistical studies in support of FHWA	\$25,000
Howard University	HUTRC - Staff salaries, supplies and fringe benefits	\$217,082

Category 3: Training

Name of College/University	Activity	Award
Tuskegee University	DBE Classroom Training	\$190,000
Alabama State University	DBE Technical Assistance	\$190,000
Stillman College	DBE Technical Assistance/ Classroom Training	\$162,300
Alabama A&M University	DBE Classroom Training	\$190,000
University of Maryland - Eastern Shore	Entrepreneurial Development Institute - Construction Management Curriculum Training for certified DBEs - 5-weekend program in partnership with UMES Department of Technology	\$50,000
Jackson State University	Local Technical Assistance Program (LTAP)	\$145,000
South Carolina State University	LTAP	\$19,563
To Be Determined	DBE/SS Resource Center	\$500,000
To Be Determined	Entrepreneurial Development Institute	\$54,000
To Be Determined	School-to-Work Transitional Program	\$58,806
Benedict College	School-to-Work Internship Program for college students	\$81,968
Denmark Technical College	Transportation Career Training Program for the unemployed/underemployed	\$161,835

Category 3: Training (Continued)

Name of College/University	Activity	Award
Kentucky State University	Careers in Highway Construction and Transportation - Training in construction areas, life skills and employment in highway-related areas	\$150,000
North Carolina A&T State University	DBE Business Assistance Center	\$75,000
Prairie View A&M University	Transportation and Civil Engineering Careers (TRAC) Program	\$960
Texas Southern University	TRAC Program	\$720

Category 4: Facilities and Equipment

Name of College/University	Activity	Award
Lincoln University - Missouri	TRAC Summer Camp housing, Strategic Advance Meeting Facility and Stipends	\$1,000

Category 5: Fellowships, Traineeships, Internships, Recruitment and Intergovernmental Personnel Act

Name of College/University	Activity	Award
Kentucky State University	Dwight David Eisenhower Transportation Fellowship Program (DDETFP)	\$1,500
To Be Determined	DDETFP	\$465,000
Morgan State University	Funding for Summer Undergraduate Internship Program - 5-7 MSU students work at Maryland State Highway Administration for up to 12 weeks	\$27,500
Lincoln University - Missouri	Recruitment	\$80,000
Benedict College	DDETFP	\$40,000
Philander Smith	DDETFP	\$25,000
Howard University	HUTRC - Internship Program	\$59,406
Huston Tillotson University	Recruiting and internship support	\$26,000
Jarvis Christian College	Recruiting and internship support	\$50
Paul Quinn College	Recruiting and internship support	\$37,440
Prairie View A&M University	Recruiting and internship support	\$350
Texas Southern University	Recruiting and internship support	\$325
Southern University A&M	Recruiting and internship support	\$500
Alabama State University	Recruiting and internship support	\$115

Category 6: Student Tuition Assistance, Scholarships, and Other Aid

Name of College/University	Activity	Award
Kentucky State University	Student Career Experience Program – Trainee #1 Salary (GS-9)	\$41,772
	Student Career Experience Program – Trainee #2 Salary (GS-5)	\$27,569
Morgan State University	Tuition – Maryland State Highway Administration employee pursuing Civil engineering degree	\$5,000
South Carolina State University	National Summer Transportation Institute Program	\$2,000,000
Prairie View A&M University	Student Tuition Assistance	\$19,000
Huston Tillotson University	Student Tuition Assistance	\$3,000
Texas Southern University	Student Tuition Assistance	\$4,000

Category 7: Direct Institutional Subsidies

Name of College/University	Activity	Award
N/A		

Category 8: Third Party Awards

Name of College/University	Activity	Award
N/A		

Category 9: Private Sector Involvement

Name of College/University	Activity	Award
N/A		

Category 10: Administrative Infrastructure

Name of College/University	Activity	Award
N/A		

Category 11: Other

Name of College/University	Activity	Award
N/A		

Federal Highway Administration

Fiscal Year 2006

Annual Federal Planned Awards Report on Executive Agency Actions to Assist Tribal Colleges and Universities

The information contained in this section regarding the TCUs annual planned awards report is for statistical purposes only.

Attachment B

FY 2006 Summary of Projected Total Agency Awards, by Category

1. Agency: Federal Highway Administration

2. Name/Signature and Title of Representative: _____

Frederick D. Isler
Associate Administrator for Civil Rights

Date: _____

3. Total Funds for Planned Awards to Institutions of Higher Education (IHEs): \$106,650,736

Categories	Total Planned Awards to All IHEs	Total Planned Awards to TCUs	Planned Awards to TCUs as % of Total Planned Awards to All IHEs
1. Research & Development	93,208,002	0	0%
2. Technology-related Activities	0	0	0%
3. Direct Institutional Subsidies	487,500	0	0%
4. Program Evaluation	366,082	0	0%
5. Training and Technical Assistance	6,161,834	659,142	11%
6. Facilities and Equipment	1,000	0	0%
7. Fellowships, Traineeships, Internships, Recruitment, and Intergovernmental Personnel Act	2,451,427	50,000	2%
8. Student Tuition Assistance, Scholarships, and Other Aid	3,137,391	10,000	0.3%
Economic Development	0	0	0%
10. Administrative Infrastructure	0	0	0%
11. Third Party Awards	0	0	0%
12. Private Sector Involvement	0	0	0%
13. Construction	0	0	0%
14. Other Activities	837,500	0	0%
Totals	\$106,650,736	\$719,142	1%

Attachment C

FY 2006 Table of Projected Federal Agency Awards by Institution and by Category

Agency: Federal Highway Administration															
State & Institution	R&D	TA	DIS	PE	T & TA	F&E	FTIR & IPA	STAS & OA	ED	AI	TPA	PSI	C	OA	Totals
Arizona															
Diné College															0
Tohono O'odham Community College															0
California															
D-Q University															0
Kansas															
Haskell Indian Nations University															0
Michigan															
Bay Mills Community College															0
Keweenaw Bay Ojibwa Community College															0
Saginaw Chippewa Tribal College															0
Minnesota															
Fond du Lac Tribal and Community College								3,334							3,334
Leech Lake Tribal College								3,333							3,333
White Earth Tribal and Community College								3,333							3,333
Montana															
Blackfeet Community College															0
Chief Dull Knife College															0
Fort Belknap College															0
Fort Peck Community College					127,188										127,188
Little Big Horn College															0
Salish Kootenai College					356,954										356,954
Stone Child College															0

State & Institution	R&D	TA	DIS	PE	T & TA	F&E	FTIR & IPA	STAS & OA	ED	AI	TPA	PSI	C	OA	Totals
North Dakota															
Cankdeska Cikana (Little Hoop) Community College															0
Fort Berthold Community College															0
Sitting Bull College															0
Turtle Mountain Community College															0
United Tribes Technical College					150,000										150,000
Nebraska															
Little Priest Tribal College															0
Nebraska Indian Community College															0
New Mexico															
Crownpoint Institute of Technology															0
Institute of American Indian Arts															0
Southwestern Indian Polytechnic Institute															0
South Dakota															
Oglala Lakota College															0
Si Tanka University															0
Sinte Gleska University															0
Sisseton Wahpeton College															0
Virginia															
American Indian Higher Education Consortium															0
Washington															
Northwest Indian College															0
Wisconsin															
College of Menominee Nation															0
Lac Courte Oreilles Ojibwa Community College					25,000										25,000
To Be Determined							50,000								50,000
Totals	0	0	0	0	659,142	0	50,000	10,000	0	0	0	0	0	0	\$719,142

Categories			
R&D	Research & Development	STAS & OA	Student Tuition Assistance, Scholarships & Other Aid
TA	Technology-related Activities	ED	Economic Development
DIS	Direct Institutional Subsidies	AI	Administrative Infrastructure
PE	Program Evaluation	TPA	Third Party Awards
T&TA	Training & Technical Assistance	PSI	Private Sector Involvement
F&E	Facilities & Equipment	C	Construction
FTIR & IPA	Fellowships, Traineeships, Internships, Recruitment & Intergovernmental Personnel Act	OA	Other Activities

Name of Agency Liaison: Ann D. Wicks

Title: Equal Opportunity Specialist

Phone: 202-366-2213 Fax: 202-366-1599

Email: ann.wicks@fhwa.dot.gov

Signature of Agency Head

Date: _____

FY 2006 TCUs Projected Awards Narrative

Category 1: Research and Development		
Name of College/University	Activity	Award
N/A		
Category 2: Technology-related Activities		
Name of College/University	Activity	Award
N/A		
Category 3: Direct Institutional Subsidies		
Name of College/University	Activity	Award
N/A		
Category 4: Program Evaluation		
Name of College/University	Activity	Award
N/A		
Category 5: Training and Technical Assistance		
Name of College/University	Activity	Award
Salish Kootenai College	Train individuals in the operation/maintenance of highway-related construction equipment	\$356,954
Fort Peck Community College	Train individuals to operate heavy equipment including trucks and ensure employment	\$127,188
United Tribes Technical College	Tribal Technical Assistance Program	\$150,000
Lac Courte Orielles Ojibwa Community College	Midwest Regional University Training Center	\$25,000
Category 6: Facilities and Equipment		
Name of College/University	Activity	Award
N/A		

Category 7: Fellowships, Traineeships, Internships, Recruitment, and Intergovernmental Personnel Act

Name of College/University	Activity	Award
To Be Determined	Dwight David Eisenhower Transportation Fellowship Program	\$50,000

Category 8: Student Tuition Assistance, Scholarships, and Other Aid

Name of College/University	Activity	Award
Fond du Lac Tribal Community College	Summer Transportation Internship Program for Diverse Groups (STIPDG)	\$3,334
Leech Lake Tribal College	STIPDG	\$3,333
White Earth Tribal Community College	STIPDG	\$3,333

Category 9: Economic Development

Name of College/University	Activity	Award
N/A		

Category 10: Administrative Infrastructure

Name of College/University	Activity	Award
N/A		

Category 11: Third Party Awards

Name of College/University	Activity	Award
N/A		

Category 12: Private Sector Involvement

Name of College/University	Activity	Award
N/A		

Category 13: Construction

Name of College/University	Activity	Award
N/A		

Category 14: Other Activities

Name of College/University	Activity	Award
N/A		

Federal Highway Administration

Fiscal Year 2006

Annual Federal Planned Awards Report on Executive Agency Actions to Assist Hispanic Serving Institutions

The information contained in this section regarding the HSI annual planned awards report is for statistical purposes only.

Attachment B

FY 2006 Summary of Projected Total Agency Awards, by Category

1. Agency: Federal Highway Administration

2. Name/Signature and Title of Representative: _____

Frederick D. Isler
Associate Administrator for Civil Rights

Date: _____

3. Total Funds for Planned Awards to Institutions of Higher Education (IHEs): \$106,650,736

Categories	Total Planned Awards to All IHEs	Total Planned Awards to HSIs	Planned Awards to HSIs as % of Total Planned Awards to All IHEs
1. Research & Development	93,208,002	1,830,677	2%
2. Program Evaluation	366,082	24,000	7%
3. Training	6,161,834	955,000	16%
4. Facilities and Equipment	1,000	0	0%
5. Fellowships, Traineeships, Internships, Recruitment, and Intergovernmental Personnel Act	2,451,427	292,000	12%
6. Student Tuition Assistance, Scholarships, and Other Aid	3,137,391	120,000	4%
7. Direct Institutional Subsidies	487,500	0	0%
8. Third Party Awards	0	0	0%
9. Private Sector Involvement	0	0	0%
10. Administrative Infrastructure	0	0	0%
11. Other	837,500	136,000	16%
Totals	\$106,650,736	\$3,357,677	3%

Attachment C

FY 2006 Table of Projected Federal Agency Awards by Institution and by Category

State & Institution	R&D	PE	TR	F&E	FTIR & IPA	STAS & OA	DIS	TPA	PSI	AI	O	Totals
Arizona												
Arizona Western College												0
Central Arizona College												0
Cochise College Douglas												0
Estrella Mountain Community College												0
Gateway Community College												0
Phoenix College												0
South Mountain Community College												0
University of Arizona South												0
California												
Allan Hancock College												0
Bakersfield College												0
California State Polytechnic University Pomona												0
California State University Bakersfield												0
California State University Dominguez Hills												0
California State University Fresno	143,521											143,251
California State University Fullerton												0
California State University Long Beach												0
California State University Los Angeles												0
California State University Northridge												0
California State University San Bernardino												0
California State University Stanislaus												0

State & Institution	R&D	PE	TR	F&E	FTIR & IPA	STAS & OA	DIS	TPA	PSI	AI	O	Totals
Cañada College												0
Cerritos College												0
Chaffey College												0
Citrus College												0
College of the Desert												0
College of the Sequoias												0
East Los Angeles College												0
El Camino Community College												0
Fresno City College												0
Glendale Community College												0
Hartnell College												0
Imperial Valley College												0
La Sierra University												0
Long Beach City College												0
Los Angeles County College of Nursing and Allied Health												0
Los Angeles Mission College												0
Los Angeles Trade-Technical College												0
Los Medanos College												0
Mt. San Antonio College												0
Mt. San Jacinto College												0
National Hispanic University												0
Oxnard College												0
Palo Verde Community College												0
Palomar College												0
Pasadena City College												0
Reedley College												0
Rio Hondo College												0
San Bernardino Valley College												0
San Diego State University Imperial Valley	63,888											63,888
San Joaquin Delta Community College												0

State & Institution	R&D	PE	TR	F&E	FTIR & IPA	STAS & OA	DIS	TPA	PSI	AI	O	Totals
Santa Ana College												0
Santa Monica College												0
Southwestern College												0
University of California Merced												0
University of La Verne												0
Ventura College												0
Victor Valley College												0
West Hills Community College												0
West Los Angeles College												0
Whittier College												0
Woodbury University												0
Yosemite Community College District												0
Colorado												
Adams State College												0
Colorado State University Pueblo												0
Community College of Denver												0
Otero Junior College												0
Pueblo Community College												0
Trinidad State Junior College			750,000									750,000
Connecticut												
Capital Community College												0
Florida												
Barry University												0
Carlos Albizu University Miami												0
Florida International University												0
Miami Dade College North Campus												0
Nova Southeastern University												0
St. Thomas University												0
University of Miami Coral Gables												0

State & Institution	R&D	PE	TR	F&E	FTIR & IPA	STAS & OA	DIS	TPA	PSI	AI	O	Totals
Valencia Community College Osceola												0
Illinois												
Malcolm X College City Colleges of Chicago												0
Morton College												0
Northeastern Illinois University												0
Robert Morris College												0
St. Augustine College Main												0
Wilbur Wright College City Colleges of Chicago												0
Kansas												
Donnelly College												0
Massachusetts												
Urban College of Boston												0
New Jersey												
Hudson County Community College												0
New Jersey State University												0
Passaic County Community College Paterson												0
Union County College												0
New Mexico												
Central New Mexico Community College												0
Clovis Community College												0
College of Santa Fe												
Eastern New Mexico University Main			15,000									15,000
Eastern New Mexico University Roswell												0
Mesalands Community College			6,250									6,250
New Mexico Highlands University												0
New Mexico Junior College												0
New Mexico State University Alamogordo Branch Community College												0

State & Institution	R&D	PE	TR	F&E	FTIR & IPA	STAS & OA	DIS	TPA	PSI	AI	O	Totals
New Mexico State University Carlsbad Branch Community College												0
New Mexico State University Doña Ana Branch Community College												0
New Mexico State University Grants												0
New Mexico State University Main	264,000	24,000			425							288,425
Northern New Mexico Community College			43,750									43,750
Santa Fe Community College												0
University of New Mexico Main	308,000										136,000	444,000
University of New Mexico Valencia												0
Western New Mexico University Main												0
New York												
Boricua College												0
Borough of Manhattan Community College City University of New York												0
Bronx Community College City University of New York												0
City College of New York (City University of New York)												0
College of Mount Saint Vincent												0
Hostos Community College City University of New York												0
John Jay College of Criminal Justice City University of New York												0
La Guardia Community College City University of New York												0
Lehman College City University of New York												0
Mercy College												0
Metropolitan College of New York Main												0

State & Institution	R&D	PE	TR	F&E	FTIR & IPA	STAS & OA	DIS	TPA	PSI	AI	O	Totals
New York City College of Technology City University of New York												0
Vaughn College of Aeronautics and Technology												0
Pennsylvania												
Eastern University Nueva Esperanza Center for Higher Education												0
Puerto Rico												
American University of Puerto Rico Bayamón												0
Atlantic College												0
Caribbean University Bayamón												0
Colegio Universitario de San Juan												0
Conservatory of Music of Puerto Rico												0
Escuela de Artes Plásticas de Puerto Rico												0
Inter American University of Puerto Rico Arecibo												0
Inter American University of Puerto Rico Barranquitas												0
Inter American University of Puerto Rico Fajardo												0
Inter American University of Puerto Rico Guayama												0
Inter American University of Puerto Rico Ponce												0
Inter American University of Puerto Rico San Germán												0
Pontifical Catholic University of Puerto Rico Ponce												0
Universidad Adventista de las Antillas												0
Universidad Central del Caribe												0
Universidad del Este												0
Universidad del Turabo												0

State & Institution	R&D	PE	TR	F&E	FTIR & IPA	STAS & OA	DIS	TPA	PSI	AI	O	Totals
Universidad Metropolitana Cupey												0
Universidad Politécnica de Puerto Rico												0
University of Puerto Rico Aguadilla												0
University of Puerto Rico Bayamón												0
University of Puerto Rico Carolina												0
University of Puerto Rico Cayey												0
University of Puerto Rico Humacao												0
University of Puerto Rico Mayaguez			140,000									140,000
University of Puerto Rico Medical Sciences Campus												0
University of Puerto Rico Ponce												0
University of Puerto Rico Río Piedras												0
University of the Sacred Heart												0
Texas												
Amarillo College												0
Coastal Bend College												0
Del Mar College						600						600
El Centro College												0
El Paso Community College												0
Galveston College												0
Huston-Tillotson University												0
Laredo Community College Main												0
Midland College												0
Mountain View College												0
Northwest Vista College												0
Our Lady of the Lake University												0
Palo Alto College						3,000						3,000

State & Institution	R&D	PE	TR	F&E	FTIR & IPA	STAS & OA	DIS	TPA	PSI	AI	O	Totals
San Antonio College												0
San Jacinto College Central												0
San Jacinto College North												0
South Plains College												0
South Texas College												0
Southwest Texas Junior College												0
St. Edward's University												0
St. Mary's University												0
St. Philip's College												0
Sul Ross State University						1,000						1,000
Texas A&M International University						8,000						8,000
Texas A&M University Corpus Christi												0
Texas A&M University Kingsville	301,482				150	10,600						312,232
Texas State Technical College Harlingen												0
University of Houston Downtown												0
University of St. Thomas												0
University of Texas at Brownsville & Texas Southmost College & Texas Southmost College						4,000						4,000
University of Texas at El Paso	565,741				775	26,000						592,516
University of Texas at San Antonio	184,045				650	65,000						249,695
University of Texas Health Science Center at San Antonio												0
University of Texas of the Permian Basin												0
University of Texas Pan American						1,800						1,800
University of the Incarnate Word												0
Victoria College												0
Western Texas College												0

State & Institution	R&D	PE	TR	F&E	FTIR & IPA	STAS & OA	DIS	TPA	PSI	AI	O	Totals
Washington												
Columbia Basin College												0
Heritage University												0
To Be Determined					290,000							290,000
Totals	1,830,677	24,000	955,000	0	292,000	120,000	0	0	0	0	136,000	\$3,357,677

Categories	
R&D	Research & Development
PE	Program Evaluation
TR	Training
F&E	Facilities & Equipment
FTIR & IPA	Fellowships, Traineeships, Internships, Recruitment & Intergovernmental Personnel Act
STAS & OA	Student Tuition Assistance, Scholarships & Other Aid
DIS	Direct Institutional Subsidies
TPA	Third Party Awards
PSI	Private Sector Involvement
AI	Administrative Infrastructure
O	Other

FY 2006 HSI Projected Awards Narrative

Category 1: Research and Development		
Name of College/University	Activity	Award
San Diego State University	Research - Evaluation of portable automated data collection technologies	\$63,888
California State University - Fresno	Develop calibration procedure for airborne LIDAR terrain mapping system	\$87,458
	Develop criteria for using network GPS for airborne GPS photogrammetry	\$56,063
University of New Mexico	Research - Context Sensitive Solutions Best Practice	\$40,000
	Research - Wildlife Crashes	\$28,000
	Research - Wetland Mitigation Tracking	\$40,000
	Research - Settlement Issues of Bridge Approach	\$16,000
	Research - Field R Value	\$24,000
	Research - RoadLIFE - Safety	\$32,000
	Research - RoadLIFE - Pavement	\$40,000
	Research - Fatality Analysis	\$40,000
New Mexico State University	To Be Determined	\$48,000
	Research - Noxious Weed	\$40,000
	Research - Dust Control Mitigation	
	Research - Improved Load Rating of Reinforced Concrete Slab Bridges	\$40,000
		\$56,000
	Research - Concrete Mix Design	\$40,000
	Research - Fatigue Analysis of Bridge	\$40,000
Texas A&M University - Kingsville	To Be Determined	\$48,000
Texas A&M University - Kingsville	To Be Determined	\$301,482
University of Texas - El Paso	To Be Determined	\$565,741
University of Texas - San Antonio	To Be Determined	\$184,045
Category 2: Program Evaluation		
Name of College/University	Activity	Award
New Mexico State University	Quality Initiative Facilitation	\$24,000

Category 3: Training		
Name of College/University	Activity	Award
Eastern New Mexico University	Contract Training for Local Technical Assistance Program (LTAP)	\$15,000 \$15,000
Northern New Mexico College	Contract Training for LTAP	\$43,750
Mesalands Community College	Contract Training for LTAP	\$6,250
Trinidad State Junior College	Circle of Partnerships Program – Training for entry-level workers in the highway construction industry	\$750,000
University of Puerto Rico Mayaguez	Local Transportation Agreement Program	\$140,000
Category 4: Facilities and Equipment		
Name of College/University	Activity	Award
N/A		
Category 5: Fellowships, Traineeships, Internships, Recruitment and Intergovernmental Personnel Act		
Name of College/University	Activity	Award
To Be Determined	DDETFP	\$290,000
New Mexico State University	To Be Determined	\$425
University of Texas at San Antonio	To Be Determined	\$650
Texas A&M University Kingsville	To Be Determined	\$150
University of Texas at El Paso	To Be Determined	\$775
Category 6: Student Tuition Assistance, Scholarships, and Other Aid		
Name of College/University	Activity	Award
University of Texas at El Paso	Tuition Reimbursement	\$26,000
Palo Alto College	Tuition Reimbursement	\$3,000
University of Texas at Brownsville & Texas Southmost College and Texas Southmost College	Tuition Reimbursement	\$4,000
Sul Ross State University	Tuition Reimbursement	\$1,000
Del Mar College	Tuition Reimbursement	\$600

**Category 6: Student Tuition Assistance, Scholarships, and Other Aid
(Continued)**

Name of College/University	Activity	Award
Texas A&M University - Kingsville	Tuition Reimbursement	\$10,600
Texas A&M International University	Tuition Reimbursement	\$8,000
University of Texas at San Antonio	Tuition Reimbursement	\$65,000
University of Texas Pan American	Tuition Reimbursement	\$1,800

Category 7: Direct Institutional Subsidies

Name of College/University	Activity	Award
N/A		

Category 8: Third Party Awards

Name of College/University	Activity	Award
N/A		

Category 9: Private Sector Involvement

Name of College/University	Activity	Award
N/A		

Category 10: Administrative Infrastructure

Name of College/University	Activity	Award
N/A		

Category 11: Other

Name of College/University	Activity	Award
University of New Mexico	Design and Construction Experience Transfer	\$40,000
	Technology Transfer - Reinforced Fiber Polymer	\$48,000
	Technology Transfer - To Be Determined	\$48,000



Fiscal Year 2005 Annual Performance Awards Reports

Federal Highway Administration

FY 2005

Annual Federal Performance Report on Executive Agency Actions to Assist Historically Black Colleges and Universities

Executive Summary

This report outlines strategies that the Federal Highway Administration (FHWA) has implemented to increase the participation of Historically Black Colleges and Universities (HBCUs) in Federally-sponsored programs.

The goals and measurable objectives the FHWA sought to achieve during FY 2005 were to:

1. Increase the number of highway research, development and technology contracts, grants and cooperative agreements awarded to HBCUs;
2. Increase the number of HBCU students pursuing transportation careers by participating in programs such as the Dwight David Eisenhower Fellowship Program, Summer Transportation Internship Program for Diverse Groups, Transportation and Civil Engineering Careers Program (TRAC) and maintaining/expanding the number of HBCUs sponsoring a Summer Transportation Institute;
3. Establish a partnership in every State or Territory where a HBCU is located; and
4. Develop other youth initiatives.

Below are brief descriptions of the goal and measurable objectives for fiscal year 2005.

Description of Goal and Measurable Objectives

1. **Increase the number of highway research, development and technology contracts, grants and cooperative agreements awarded to HBCUs.**

In view of the FHWA's commitment to ensure greater participation by HBCUs in highway research, development, and technology contracts and grants, some of the activities under this category include the following:

- Local Technical Assistance Program (LTAP) - The purpose of the LTAP Program is to provide the transfer of highway technology and technical assistance to rural and local governments. In FY 2005, the following university received funds to conduct the LTAP:

College/University	Awarded Funds
Jackson State University	\$140,000

- **Entrepreneurial Development Institutes (EDI)** - The EDI Program provides training and technical assistance to disadvantaged businesses to enhance their capability to obtain highway construction and related contracts. In FY 2005, the following universities received funds to conduct EDI programs:


College/University	Awarded Funds
North Carolina A&T State University	\$20,256
South Carolina State University	\$105, 649

- **Competitive Assistance Program (CAP) for HBCUs** - Colleges and universities compete among themselves for grants and cooperative agreements that are relevant to one or more of FHWA's six strategic goals. In FY 2005, three projects were advertised but no colleges/universities applied.

2. Increase the number of HBCU students pursuing transportation careers by participating in programs such as the Dwight David Eisenhower Fellowship Program, Summer Transportation Internship Program for Diverse Groups (STIPDG), Transportation and Civil Engineering Careers Program (TRAC) and maintaining/expanding the number of HBCUs sponsoring a Summer Transportation Institute.

- **Dwight David Eisenhower Transportation Fellowship Program (DDETFP)** - An intermodal, Congressional mandated program originally authorized by the Intermodal Surface Transportation Efficiency Act in 1991, and reauthorized by the Safe, Accountable, Flexible, Efficient Transportation Equity Act in 2005. In FY 2005, FHWA awarded 166 Eisenhower Fellowships to graduate and undergraduate students at various colleges and universities to pursue transportation-related education and research opportunities. Of the 166 fellowships awarded, 60 were to HBCUs listed in the table below.

College/University	Number of Recipients
Alabama A&M University	3
Benedict College	6
Florida A&M University	5
Hampton University	3
Howard University	3
Jackson State University	5
Morgan State University	2
North Carolina A&T State University	4
Philander Smith College	6
Prairie View A&M University	3
South Carolina State University	6
Southern University and A&M College	2
Tennessee State University	4
Texas Southern University	2
Virginia State University	4
Winston-Salem State University	2

- 
- Summer Transportation Internship Program for Diverse Groups (STIPDG) - A National intermodal 10-week internship program that promotes the entry of women, persons with disabilities and members of diverse groups into transportation careers where these groups are underrepresented. The internship program provides students with a work experience in their chosen field of interest.

Alabama

- Alabama Division Office had one STIPDG student
- Alabama Department of Transportation (ALDOT) continues to promote this program through its Transportation Institute

North Carolina

- One student from North Carolina A&T State University participated in the program
- Transportation and Civil Engineering Careers Program (TRAC) - This is a hands-on science and math education program. A 54-module computer-based and Internet-accessible "TRAC PAC" is provided to participating high schools and some middle schools. Encourages interest in transportation, engineering, and related disciplines among minorities and women, but is not exclusive.

Maryland

- Maryland TRAC Joint Steering Committee - Comprised of Federal, State, private and educational industries - continues to coordinate and participate in the following activities:
 - Construction Career Day
 - Develop a speaker's bureau
 - Solicit additional TRAC schools in the Maryland area
 - Develop scholarships opportunities for TRAC students
 - Expand partnerships with private industry firms
 - Develop a Web-based tracking system for TRAC schools and students

Mississippi

- Mississippi Division Office will continue to partner with the Mississippi Department of Transportation (MDOT) in managing the TRAC program
- Mississippi is the first State to integrate the TRAC program into the 7th grade career discovery curriculum - MDOT is partnering with Mississippi State Department of Education to implement this initiative
- TRAC program is currently in 188 schools statewide
- MDOT's HPR program developed a program to increase elementary (K-6) students awareness of career opportunities in the field of transportation and civil engineering
- In conjunction with TRAC program, Roadways Into Developing Elementary Students (RIDES) program was developed by the Mississippi School of Education through a grant from MDOT:
 - RIDES was piloted in 15 schools Statewide
 - Has expanded to 115 classrooms

- Gives teachers two trunks with manipulative lessons focusing on subjects such as math and science – critical to transportation and civil engineering fields

Missouri

- Missouri Department of Transportation (MoDOT) is actively involved in the TRAC program
- 73 staff persons from MoDOT volunteered 5-10 hours a month at schools to provide students with hands-on learning in the transportation field – some of the activities included: University of Missouri - Rolla Summer Institute, Capitol Regional Region Child Care, Bring Your Kids to Work and career days at middle/high schools to expose students to the engineering field
- There are currently 36 schools participating in TRAC
- Funding for TRAC is over \$58,000 for salaries and other expenses
- Hosted fourth Annual TRAC Summer Conference, Lincoln University
- Focused on hands-on group projects and tours

Texas

- Texas Department of Transportation works with three high schools providing assistance and training to teachers involved with implementing TRAC program modules.
- National Summer Transportation Institute (NSTI) – This 4 to 5-week program is designed to encourage and motivate youth to pursue transportation careers. Since its inception, more than 5,000 students and 31 HBCUs have participated in the Program. The following table indicates the number of colleges/universities, number of HBCUs and number of students who participated in the program for FYs 2004 and 2005.

Fiscal Year	Number of Colleges/Universities	Number of HBCUs	Number of Students
2004	44	28	800
2005	51	28	840+

- On-the-Job Training Supportive Services (OJT/SS) – The provisions for the program provide annual funding for OJT/SS projects with innovative approaches and nationwide implications to support employment opportunities for people moving from welfare-to-work, women and minorities in fields of highway construction and transportation technology.¹ HBCUs are encouraged to develop proposals to assist minorities and women in developing job readiness skills and support systems, which facilitate acceptance and retention in highway construction trades or related technology fields. In FY 2005, the FHWA awarded \$394,289 for OJT/SS projects to the colleges/universities listed below.

Colleges/Universities	OJT/SS Program	Awarded Funds
South Carolina State University	School-to-Work Transitional Program	\$130,000
	School-to-Work Mitigation Program	\$28,816
Benedict College	School-to-Work Internship Program	\$79,997
Denmark Technical College	Transportation Career Training Program	\$155,476

¹ Title 23 of the United States Code provides for annual funding for OJT/SS projects.



3. Establish a partnership in every State or Territory where a HBCU is located

The goal of the partnerships is to forge better, ongoing relationships with each HBCU. Moreover, since 1991, the FHWA has signed partnership agreements with 28 HBCUs to provide technical assistance, curriculum development, and exchanges of staff and resources.

Alabama

- ALDOT will continue its on-going partnerships with the Tuskegee University, Alabama State University, Stillman College and Alabama A&M University – these partnerships provide assistance and information to DBE clients and students regarding opportunities in the transportation industry.

Mississippi

- In 1985, Mississippi Department of Transportation entered into an agreement with Jackson State University establishing the Mississippi Center for Technology Transfer under FHWA's Local Transportation Assistance Program (LTAP)
- Objective of Center - to provide a comprehensive array of technical assistance, training program, and management services to local government jurisdictions/agencies involved in roads, bridges, highway maintenance, traffic safety and related transportation functions
- The Mississippi Division Office/Department of Transportation provide staff and financial support to LTAP center

Missouri

- Partnership between Lincoln University and Missouri Department of Transportation (MoDOT) was developed to administer a cooperative education program also known as the experiential learning program for LU students - 12 students participated in the program

Oklahoma

- Oklahoma Division staff continued to assist Langston University in promoting the Transportation Center of Excellence
- Langston University is a partner in the Oklahoma Transportation Center – FHWA Division Administrator and the Planning/Technical Services Team Leader are members of the Executive Committee


Texas

- Texas Division Office partnered with the Texas PREP Program – a program that exposes middle and high school students to math and science to encourage a degree in one of those areas, including transportation engineering

4. Other youth initiatives

Kentucky

- Kentucky Civil Rights Office has placed a Kentucky State University student in the Student Career Experience Program:
 - Student started as a GS-4 and was recently promoted to a GS-7
 - Student attended training and was exposed to various different State programs and civil rights disciplines
 - Pursuing a masters degree in Public Administration

- 
- Kentucky Division Office placed a Kentucky State University student in the Summer Employment Program:
 - Student is a GS-4
 - Student provided assistance to administrative support team
 - Pursuing an undergraduate degree in Public Administration

Mississippi

- Mississippi Department of Transportation and the Division Office partner with cities to host a Summer Urban Youth Corps Program which provides not only transportation-related skills training to the students but also training in basic life skills

Missouri

- To increase partnership with other entities for transportation issues, MoDOT participated in the University of Missouri-Columbia-Minority Introduction to Engineering, Missouri Transportation Institute, and the Youth Team Spirit Leadership Training Conference

North Carolina

- Two Construction Career Days held:
 - Raleigh, NC - March 15-17
 - Waynesville, NC - April 26-28

South Carolina

- South Carolina Division Office in partnership with South Carolina Department of Transportation continue to implement the Youth Corp Program (YCP)
 - Purpose of the YCP is to inspire young people to consider transportation as a career choice, while working during summer months
 - This is an 11-year old program


FY Annual Performance Awards

In FY 2005, the total funding for awards to HBCUs was \$7,574,872, an increase of \$1,434,373 over the total awards funded during FY 2004 - \$6,140,499.

Summary

The FHWA HBCU program goals and objectives outlined above were developed to meet the requirements of the Executive Order 13256. Moreover, they support the Garrett A. Morgan Technology and Transportation Futures Program (GAMTTFP). The GAMTTFP is a National education initiative built on partnerships with the transportation and education communities.

Thus far, the FHWA has established partnerships with 28 HBCUs. Specifically, the report overall shows that the FHWA continues to focus on expanding opportunities for HBCUs in three categories -- Partnerships, Human Resources, and Grants and Contracts. In FY 2005, HBCUs showed an increase of funds over the total funds awarded during FY 2004 for the categories listed below.



Category	FY 2004	FY 2005
Research & Development	\$1,878,489	\$2,375,938
Training	\$1,364,411	\$1,513,893
Facilities and Equipment	\$67,836	\$95,179
Fellowships, Traineeships, Internships, Recruitment, and Intergovernmental Personnel Act	\$524,102	\$601,489
Student Tuition Assistance, Scholarships, & Other Aid	\$2,020,037	\$2,219,728
Other ¹	\$0	\$507,000

The mission of the FHWA's Universities and Grants Program (U&GP) is to attract qualified students to the transportation industry with emphasis on education and research, and workforce advancement. The U&GP is responsible for administering the Dwight David Eisenhower Transportation Fellowship Program. In FY 2005, the U&GP awarded 166 Eisenhower Fellowships. Of the 166 fellowships awarded, 60 were to HBCUs, an increase for this category compared to 44 awarded during FY 2004.

In FY 2005, the FHWA awarded \$2,112,047 to the NSTI Program and had 51 institutions serving as host sites. Of the institutions serving as host sites, 28 were HBCUs. South Carolina State University continues to serve as the National Summer Transportation Institute Resource Center.

Further, in FY 2005, the total funds for the program evaluation category decreased as indicated in the table below. Howard University's funds were decreased by \$36,479 due to budgetary constraints. However, funding for North Carolina A&T (NCA&T) State University increased. In 1995, NCA&T formed a partnership with Battelle.

Memorial Institute that allowed undergraduate students in NCA&T's Economics and Transportation and Civil Engineering Programs to work at Battelle for a summer internship. Students worked on transportation policy issue-related projects (i.e., highway cost allocation, truck size/weight limits) that Battelle is performing for FHWA's Office of Policy Development. During FY 2005, 2 interns participated in several FHWA projects.

College/University	Total Funds	
	FY 2004	FY 2005
Howard University	\$253,561	\$217,082
North Carolina A&T State University	\$12,500	\$25,000


In closing, the FHWA continues to publicize the successes and awards of the Summer Transportation Institutes, Cooperative Education efforts, Fellowships, and other forms of student employment in newsletters, annual reports and its website.

¹ Funds: Jackson State University - Pockets of Safety Project - \$10,000 and PEER Exchange - \$7,000; Kentucky State University - Women-in-Highway Construction - \$330,000, Urban Youth Corp Program - \$100,000 and Career Awareness Project Program - \$60,000.

FY 2005 Summary of Projected Total Agency Awards, by Category

1. Agency: Federal Highway Administration

2. Name/Signature and Title of Representative: _____


Frederick D. Isler
Associate Administrator for Civil Rights

Date: January 24, 2006

3. Total Funds for Planned Awards to Institutions of Higher Education (IHEs): \$166,894,965

Category	Total Funds to All IHEs	Total Funds to HBCUs	Funds to HBCUs as % of Total Funds to ALL IHEs
1. Research & Development	93,060,907	2,375,938	3%
2. Program Evaluation	355,082	242,082	68%
3. Training	10,933,934	1,513,893	14%
4. Facilities and Equipment	95,179	95,179	100%
5. Fellowships, Traineeships, Internships, Recruitment, and Intergovernmental Personnel Act	2,432,100	601,489	25%
6. Student Tuition Assistance, Scholarships, & Other Aid	41,311,425	2,219,728	5%
7. Direct Institutional Subsidies	131,000	0	0%
8. Third Party Awards	544,563	19,563	4%
9. Private Sector Involvement	0	0	0%
10. Administrative Infrastructure	0	0	0%
11. Other	18,030,775	507,000	3%
Totals	\$166,894,965	\$7,574,872	5%

Attachment C

FY 2005 Table of Federal Agency Awards by Institution and by Category

State & Institution	R&D	PE	TR	F&E	FTIR & IPA	STAS & OA	DIS	TPA	PSI	AI	O	Totals
Alabama												
Alabama A&M University	1,000,000		190,000		25,000							1,215,000
Alabama State University			190,000									190,000
Bishop State Community College												0
Concordia College												0
Gadsden State Comm. College, Valley Street												0
J. F. Drake Technical College												0
Lawson State Community College												0
Miles College												0
Oakwood College												0
Selma University												0
Shelton State Community College												0
Stillman College			162,300									162,300
Talladega College												0
Trenholm State Technical College												0
Tuskegee University			190,000									190,000
Arkansas												
Arkansas Baptist College												0
Philander Smith College					30,000							30,000
Shorter College												0
University of Arkansas at Pine Bluff												0
Delaware												
Delaware State University												0
District of Columbia												
Howard University	359,516	217,082			72,435							649,033
University of the District of Columbia												0

State & Institution	R&D	PE	TR	F&E	FTIR & IPA	STAS & OA	DIS	TPA	PSI	AI	O	Totals
Florida												
Bethune-Cookman College												0
Edward Waters College												0
Florida A&M University	14,995				30,000							44,995
Florida Memorial College												0
Georgia												
Albany State University												0
Clark Atlanta University												0
Fort Valley State University												0
Interdenomi-national Theological Center												0
Morehouse College												0
Morehouse School of Medicine												0
Morris Brown College												0
Paine College												0
Savannah State University												0
Spelman College												0
Kentucky												
Kentucky State University	19,000				1,500	78,790					490,000	589,290
Louisiana												
Dillard University												0
Grambling State University												0
Southern University A&M College					39,605	4,000						43,605
Southern University at New Orleans												0
Southern University at Shreveport												0
Xavier University												0
Maryland												
Bowie State University												0
Coppin State College												0
Morgan State University	75,000				47,500	5,000						127,500
University of Maryland Eastern Shore			45,299									45,299

State & Institution	R&D	PE	TR	F&E	FTIR & IPA	STAS & OA	DIS	TPA	PSI	AI	O	Totals
Michigan												
Lewis College of Business												0
Mississippi												
Alcorn State University												0
Coahoma Community College												0
Hinds Community College, Utica												0
Jackson State University	62,244		140,000	6,153	20,079						17,000	245,476
Mary Holmes College												0
Mississippi Valley State University												0
Rust College												0
Tougaloo College												0
Missouri												
Harris-Stowe State University												0
Lincoln University			50	89,026								89,076
North Carolina												
Barber-Scotia College												0
Bennett College												0
Elizabeth City State University												0
Fayetteville State University												0
Johnson C. Smith University												0
Livingstone College												0
North Carolina A&T State University	493,700	25,000	20,256		45,000							583,956
North Carolina Central University												0
St. Augustine's College												0
Shaw University												0
Winston-Salem State University					24,000							24,000
Ohio												
Central State University												0
Wilberforce University												0

State & Institution	R&D	PE	TR	F&E	FTIR & IPA	STAS & OA	DIS	TPA	PSI	AI	O	Total
Oklahoma												
Langston University	250,872											250,872
Pennsylvania												
Cheyney State University												0
Lincoln University												0
South Carolina												
Allen University												0
Benedict College			79,997		40,000							119,997
Claflin College												0
Clinton Junior College												0
Denmark Technical College			155,476									155,476
Morris College												0
South Carolina State University			339,465		70,000	2,112,047		19,563				2,541,075
Voorhees College												0
Tennessee												
Fisk University												0
Knoxville College												0
Lane College												0
Lemoyne-Owen College												0
Meharry Medical College												0
Tennessee State University	27,111				19,500							46,611
Texas												
Huston-Tillotson College					7,740							7,740
Jarvis Christian College					50							50
Paul Quinn College					38,880							38,880
Prairie View A&M University	7,500		450		20,000	19,891						47,841
St. Philip's College												0
Southwestern Christian College												0
Texas College												0
Texas Southern University	66,000		600		20,200							86,800
Wiley College												0
Virginia												
Hampton University					30,000							30,000

State & Institution	R&D	PE	TR	F&E	FTIR & IPA	STAS & OA	DIS	TPA	PSI	AI	O	Total
Norfolk State University												0
Saint Paul's College												0
Virginia State University					20,000							20,000
Virginia Union University												0
Virgin Islands												
University of the Virgin Islands												0
West Virginia												
Bluefield State College												0
West Virginia State University												0
Totals	2,375,938	242,082	1,513,893	95,179	601,489	2,219,728	0	19,563	0	0	507,000	\$7,574,872

Categories			
R&D	Research & Development	STAS & OA	Student Tuition Assistance, Scholarships & Other Aid
PE	Program Evaluation	DIS	Direct Institutional Subsidies
TR	Training	TPA	Third Party Awards
F&E	Facilities & Equipment	PSI	Private Sector Involvement
FTIR & IPA	Fellowships, Traineeships, Internships, Recruitment & Intergovernmental Personnel Act	AI	Administrative Infrastructure
		O	Other

FY 2005 HBCU Awards Narrative

Category 1: Research and Development		
Name of College/University	Activity	Award
Alabama A&M University	Research - Expand involvement of the Transportation General Contractors in training activities such as proposal for submitting bids, contracts and management of workers on project for certified DBEs	\$1,000,000
Florida A&M University	Final Report - Design High Water Clearances for Highway Pavement	\$14,995
Jackson State University	Research - Determine Potential Application of Paving Fabrics to Reduce Reflective Cracking in Mississippi DOT pavement rehabilitation strategies and survey of the paving of paving fabric practices in Mississippi - Based on results, a testing program will be recommended to demonstrate potential applications	\$37,244
	Research - Additional funding for previous project on the study of seat belt usage and motor vehicle safety among African American population in the State of Mississippi	\$25,000
North Carolina A&T State University	Research - Conducting studies: <ul style="list-style-type: none"> ■ I-40 Triad corridor Value Pricing Study ■ Feasibility of Using Comprehensive Strength Test Results for Acceptance Testing of Concrete Pavements 	\$493,700
Prairie View A&M University	Research and development on materials utilized by the department in hard top road building	\$7,500
Texas Southern University	Research and development on materials utilized by the department in hard top road building	\$66,000
Morgan State University	Conduct Statewide Durability Study for Waterborne Paint Pavement Markings	\$75,000
Alabama A&M University	DBE/SS - Classroom Training	\$190,000
Tennessee State University	Research - Tennessee DOT's DBE Program	\$27,111
Kentucky State University	DBE Research Grant	\$19,000
Howard University	Howard University Transportation Research Center (HUTRC) Research Projects: Guidelines for Installing Red-Light Running Cameras in the District of Columbia	\$64,126

Category 1: Research and Development (Continued)

Name of College/University	Activity	Award
	Water Quality Research – Collected water samples for analysis of the pollutants selected for project	\$113,060
	Evaluation of Driver Feedback Signs in School Zones – Consisted of literature review and “before” data collection and analysis	\$42,330
	Evaluation of Countdown Pedestrian Signals – Due to inclement weather “before” and “after” data was collected for 15 of the 17 intersections selected for this evaluation. Data collected for both morning and evening peak periods.	\$80,000
	Establishing Acceptable IRI Thresholds for the District of Columbia	\$60,000
Langston University	Continuation of research study on relocation process for I-40 Cross-town focusing on environmental justice	\$48,622
	Study on the effects of the Oklahoma DOT litter campaign	\$30,000
	Study on the effects of anti-stripping additives on performance-graded binders in Oklahoma	\$25,750
	Statewide seatbelt campaign for Oklahoma’s diverse populations	\$125,000
	Study on public perceptions of noise barriers in Oklahoma	\$21,500

Category 2: Program Evaluation

Name of College/University	Activity	Award
North Carolina A&T State University	Indefinite Quantities Contract with Battelle Memorial Institute for research and statistical studies in support of FHWA	\$25,000
Howard University	HUTRC – Staff salaries, supplies and fringe benefits	\$217,082

Category 3: Training

Name of College/University	Activity	Award
Tuskegee University	DBE Classroom Training	\$190,000
Alabama State University	DBE Technical Assistance	\$190,000
Stillman College	DBE Technical Assistance/Classroom Training	\$162,300
Alabama A&M University	DBE Classroom Training	\$190,000

Category 3: Training (Continued)

Name of College/University	Activity	Award
Jackson State University	Local Transportation Assistance Program (LTAP) – Technology Transfer Center to provide technical assistance, training programs, management services to local government jurisdictions/agencies involved in transportation-related activities	\$140,000
North Carolina A&T State University	Entrepreneurial Development Program for truckers	\$20,256
South Carolina State University	Annual Entrepreneurial Development Institute for DBE Contractor	\$105,649
	DBE Education and Training Session	\$75,000
	School-to-Work Transitional Program for high school and college students	\$130,000
	School-to-Work Mitigation Program for high school students affected by bridge project	\$28,816
Benedict College	School-to-Work Internship Program for college students	\$79,997
Denmark Technical College	Transportation Career Training Program for the unemployed/underemployed	\$155,476
Prairie View A&M University	Program support to STI Program	\$450
Texas Southern University	Program support to STI Program	\$600
University of Maryland – Eastern Shore	Construction Management Curriculum Training for certified DBEs – a 5-weekend program in partnership with UMES Department of Technology	\$45,299
Lincoln University	Conference Training Fee	\$50

Category 4: Facilities and Equipment

Name of College/University	Activity	Award
Jackson State University	Replaced several desktop computer systems, donated used systems/other equipment to University's T2 Center	\$6,153
Lincoln University	TRAC summer camp housing, Strategic Advance Meeting Facility and Stipends	\$2,600
	Space Rentals	\$86,426

Category 5: Fellowships, Traineeships, Internships, Recruitment, and Intergovernmental Personnel Act

Name of College/University	Activity	Award
North Carolina A&T State University	Dwight David Eisenhower Transportation Fellowship Program (DDETFP)	\$45,000
Hampton University	DDETFP	\$30,000
Morgan State University	DDETFP	\$20,000
South Carolina State University	DDETFP	\$70,000
Texas Southern University	DDETFP Recruiting and Internship Support	\$20,000 \$200
Jackson State University	DDETFP	\$20,079
Howard University	DDETFP	\$30,000
Southern University and A&M College	DDETFP LTRC/LDOTD Cooperative Education Program for Civil Engineers	\$20,008 \$19,597
Virginia State University	DDETFP	\$20,000
Philander Smith College	DDETFP	\$30,000
Florida A&M University	DDETFP	\$30,000
Prairie View A&M University	DDETFP	\$20,000
Alabama A&M University	DDETFP	\$25,000
Benedict College	DDETFP	\$40,000
Tennessee State University	DDETFP	\$19,500
Winston-Salem State University	DDETFP	\$24,000
Huston Tillotson University	Recruiting and internship support	\$7,740
Jarvis Christian College	Recruiting and internship support	\$50
Paul Quinn College	Recruiting and internship support	\$38,880
Morgan State University	Funding for Summer Undergraduate Internship Program - 5-7 MSU students work at Maryland State Highway Administration for up to 12 weeks	\$27,500
Kentucky State University	DDETFP	\$1,500
Howard University	HUTRC - Internship Program - Intern Stipends	\$72,435

Category 6: Student Tuition Assistance, Scholarships, and Other Aid

Name of College/University	Activity	Award
South Carolina State University	National Summer Transportation Institute Program	\$2,112,047
Prairie View A&M University	Scholarship and tuition assistance paid to grant program students/employees working on their degree	\$19,891
Southern University and A&M College	Student Tuition Assistance - LDOTD Support Program for Senior Projects in Civil Engineering - Encourages undergraduate civil engineering students to pursue transportation as field of study	\$4,000
Morgan State University	Student Tuition Assistance - Maryland State Highway Administration employee pursuing Civil engineering degree	\$5,000
Kentucky State University	Summer Transportation Institute Program Student Career Experience Program - Trainee Salary	\$20,000 \$34,149
	Summer Internship Program - Intern Salary	\$24,641

Category 7: Direct Institutional Subsidies

Name of College/University	Activity	Award
N/A		

Category 8: Third Party Awards

Name of College/University	Activity	Award
South Carolina State University	Technical assistance and development for local government agencies	\$19,563

Category 9: Private Sector Involvement

Name of College/University	Activity	Award
N/A		

Category 10: Administrative Infrastructure

Name of College/University	Activity	Award
N/A		

Category 11: Other

Name of College/University	Activity	Award
Jackson State University	Pockets of Safety Project (Mendocino County Road Safety Model in Mississippi – Four rural counties and surrounding communities serve as test sites to reduce number of automobile crashes/fatalities on rural roads	\$10,000
	PEER Exchange - Review the management, operations and program implementation processes related to JSU MCT2 Center	\$7,000
Kentucky State University	Women-in-Highway Construction Program – Participants became skilled in different areas of construction, obtained life skills and were assisted with job placement upon completion of program	\$330,000
	Urban Youth Corp Program – Provide assistance to troubled and gifted youth in a heavily populated urbanized area in Kentucky	\$100,000
	Career Awareness Project Program – A one-week camp for 5th-7th graders that provides a close-up view of careers in transportation and construction trade industries	\$60,000



Federal Highway Administration

Fiscal Year 2005

Annual Federal Performance Report on Executive Agency Actions to Assist Tribal Colleges and Universities

Executive Summary

This report outlines the overall strategies, which the Federal Highway Administration (FHWA) has implemented to increase the participation of Tribal Colleges and Universities (TCUs) in Federally-sponsored programs.

The goals and measurable objectives the FHWA sought to achieve, during FY 2005, were to:

1. Increase the number of highway research, development and technology contracts, grants and cooperative agreements awarded to TCUs;
2. Increase the number of TCU students pursuing transportation careers by participating in programs such as: (a) the Dwight David Eisenhower Fellowship Program, (b) Summer Transportation Internship Program for Diverse Groups, (c) Transportation and Civil Engineering Careers Program (TRAC), and (d) maintaining/expanding the number of TCUs sponsoring a Summer Transportation Institute;
3. Establish a partnership in every State or Territory where a TCU is located;
4. Develop initiatives and/or activities directed towards the Hispanic, Native American and/or Alaska Native Communities; and
5. Develop other youth initiatives.

Noted below are brief descriptions of the goal and measurable objectives for fiscal year 2005.

Description of Goal and Measurable Objectives


1. Increase the number of highway research, development and technology contracts, grants and cooperative agreements awarded to TCUs.

In view of the FHWA's commitment to ensure greater participation by TCUs in highway research, development, and technology contracts and grants, some of the activities under this category include the following:

- **Tribal Technical Assistance Program (TTAP)** – The purpose of the TTAP Program is to provide the transfer of highway technology and technical assistance to rural, local and Tribal governments. In FY 2005, the following university received funds to conduct the LTAP:

College/University	Awarded Funds
United Tribes Technical College	\$140,000

- **Entrepreneurial Development Institutes (EDI)** – The EDI Program provides training and technical assistance to disadvantaged businesses to enhance their capability in obtaining highway construction and related contracts. In FY 2005, the following universities received funds to conduct training programs:



College/University	Awarded Funds
Salish Kootenai College	\$272,859
Lac Courte Oreilles Ojibwa Community College	\$25,000

- Competitive Assistance Program (CAP) for HBCUs - Colleges and universities compete among themselves for grants and cooperative agreements that are relevant to one or more FHWA's six strategic goals. No awards were made for FY 2005. Three projects were advertised; however, no colleges/universities applied.

2. Increase the number of TCU students pursuing transportation careers by: (a) participating in programs such as the: Dwight David Eisenhower Fellowship Program, Summer Transportation Internship Program for Diverse Groups (STIPDG), Transportation and Civil Engineering Careers Program (TRAC); and (b) maintaining/expanding the number of TCUs sponsoring a Summer Transportation Institute.

- Summer Transportation Internship Program for Diverse Groups (STIPDG) - The STIPDG program is a national intermodal 10-week internship program that promotes the entry of women, persons with disabilities and members of diverse groups into transportation careers where these groups are underrepresented. The internship program also provides students with a work experience in their chosen field of interest.
- National Summer Transportation Institute (NSTI) - This four to five-week program is designed to encourage and motivate youth to pursue transportation careers. Since its inception, more than 5,000 students and 8 TCUs have participated in the program. The following table indicates the number of colleges/universities, number of TCUs and the number of students who participated in said program for FYs 2004 and 2005.


Fiscal Year	Number of Colleges/Universities	Number of TCUs	Number of Students
2004	44	7	800
2005	51	7	840+

- On-the-Job Training Supportive Services (OJT/SS) - The provisions for the program provide annual funding for OJT/SS projects with innovative approaches and nationwide implications to support employment opportunities for people moving from welfare-to-work, women and minorities in fields of highway construction and transportation technology.¹ TCUs are encouraged to develop proposals, which will assist minorities and women in developing job readiness skills and support systems that facilitate acceptance and retention in highway construction trades or related technology fields.

3. Establish a partnership in every State or Territory where a TCU is located.

The goal of the partnerships is to forge better, ongoing relationships with each TCU. Moreover, since 1991, the FHWA has signed partnership agreements

¹ Title 23 U.S.C. provides for annual funding for OJT/SS projects.



with eight TCUs to provide technical assistance, curriculum development, and exchanges of staff and resources.

4. Develop initiatives and/or activities directed towards the Hispanic, Native American and/or Alaska Native Communities

Texas

- The Texas Department of Transportation is involved with colleges/universities with high Native American Indian enrollment. It also attends career/job fairs to attract and inform Native Americans on transportation-related careers.

5. Develop other youth initiatives

South Carolina

- South Carolina Division Office, in partnership with South Carolina Department of Transportation, continues to implement the Youth Corp Program (YCP).
- The purpose of the YCP is to inspire young people to consider transportation as a career choice, while working during summer months.
- The YCP is an 11-year old program, which includes 17 cities, towns and 1 Indian Tribe.

FY Annual Performance Awards

In FY 2005, the total funding for awards to TCUs was \$437,859, which is an increase of \$70,784, over the total awards funded during FY 2004 - \$367,075.

Summary

The FHWA TCU program goals and objectives outlined above were developed to meet the requirements of Executive Order 13256. Moreover, they support the Garrett A. Morgan Technology and Transportation Futures Program (GAMTTFP). The GAMTTFP is a national education initiative built on partnerships with the transportation and education communities.

Thus far, the FHWA has established partnerships with eight TCUs. Specifically, the report overall shows that the FHWA continues to focus on expanding opportunities for the TCUs in three categories -- Partnerships, Human Resources, and Grants and Contracts.

In FY 2005, the TCUs showed an increase of funds over the total funds awarded for the category listed below during FY 2004.

Category	FY 2004	FY 2005
Training and Technical Assistance	\$159,488	\$437,859

In FY 2005, the FHWA awarded \$2,112,047, to the NSTI Program, which had 51 institutions serving as host sites. Of the institutions serving as host sites, seven were TCUs. To date, South Carolina State University continues to serve as the National Summer Transportation Institute Resource Center.

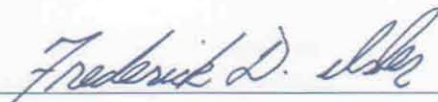
In closing, the FHWA continues to publicize the successes and awards of the Summer Transportation Institutes, Cooperative Education efforts, Fellowships, and other forms of student employment in newsletter, annual reports and on its website.

Attachment B

FY 2005 Summary of Total Agency Awards, by Category

1. Agency: Federal Highway Administration

2. Name/Signature and Title of Representative:



Frederick D. Isler

Associate Administrator for Civil Rights

Date: February 16, 2006

3. Total Funds for Planned Awards to Institutions of Higher Education (IHEs): \$166,894,965

Categories	Total Funds to All IHEs	Total Funds to TCUs	Funds to TCU as % of Total Funds to All IHEs
1. Research & Development	93,060,907	0	0%
2. Technology-related Activities	0	0	0%
3. Direct Institutional Subsidies	131,000	0	0%
4. Program Evaluation	355,082	0	0%
5. Training and Technical Assistance	10,933,934	437,859	4%
6. Facilities and Equipment	95,179	0	0%
7. Fellowships, Traineeships, Internships, Recruitment, and Intergovernmental Personnel Act	2,432,100	0	0%
8. Student Tuition Assistance, Scholarships, and Other Aid	41,311,425	0	0%
9. Economic Development	0	0	0%
10. Administrative Infrastructure	0	0	0%
11. Third Party Awards	544,563	0	0%
12. Private Sector Involvement	0	0	0%
13. Construction	0	0	0%
14. Other Activities	18,030,775	0	0%
Totals	\$166,894,965	\$437,859	3%

FY 2005 Table of Federal Agency Awards by Institution and by Category

Agency: Federal Highway Administration																
State & Institution	R&D	TA	DIS	PE	T & TA	F&E	FTIR & IPA	STAS & OA	ED	AI	TPA	PSI	C	OA	Totals	
Arizona																
Diné College																0
Tohono O'odham Community College																0
California																
D-Q University																0
Kansas																
Haskell Indian Nations University																0
Michigan																
Bay Mills Community College																0
Keweenaw Bay Ojibwa Community College																0
Saginaw Chippewa Tribal College																0
Minnesota																
Fond du Lac Tribal and Community College																0
Leech Lake Tribal College																0
White Earth Tribal and Community College																0
Montana																
Blackfeet Community College																0
Chief Dull Knife College																0
Fort Belknap College																0
Fort Peck Community College																0
Little Big Horn College																0
Salish Kootenai College						272,859										272,859
Stone Child College																0

State & Institution	R&D	TA	DIS	PE	T & TA	F&E	FTIR & IPA	STAS & OA	ED	AI	TPA	PSI	C	OA	Totals
North Dakota															
Cankdeska Cikana (Little Hoop) Community College															0
Fort Berthold Community College															0
Sitting Bull College															0
Turtle Mountain Community College															0
United Tribes Technical College					140,000										140,000
Nebraska															
Little Priest Tribal College															0
Nebraska Indian Community College															0
New Mexico															
Crownpoint Institute of Technology															0
Institute of American Indian Arts															0
Southwestern Indian Polytechnic Institute															0
South Dakota															
Oglala Lakota College															0
Si Tanka University															0
Sinte Gleska University															0
Sisseton Wahpeton College															0
Virginia															
American Indian Higher Education Consortium															0
Washington															
Northwest Indian College															0
Wisconsin															
College of Menominee Nation															0
Lac Courte Oreilles Ojibwa Community College					25,000										25,000
Totals	0	0	0	0	437,859	0	0	0	0	0	0	0	0	0	\$437,859


Categories			
R&D	Research & Development	STAS & OA	Student Tuition Assistance, Scholarships & Other Aid
TA	Technology-related Activities	ED	Economic Development
DIS	Direct Institutional Subsidies	AI	Administrative Infrastructure
PE	Program Evaluation	TPA	Third Party Awards
T&TA	Training & Technical Assistance	PSI	Private Sector Involvement
F&E	Facilities & Equipment	C	Construction
FTIR & IPA	Fellowships, Traineeships, Internships, Recruitment & Intergovernmental Personnel Act	OA	Other Activities

Name of Agency Liaison: Linda J. Williams

Title: Equal Opportunity Specialist

Phone: 202-366-1604 Fax: 202-366-1599

Email: lindaj.williams@fhwa.dot.gov


Signature of Agency Head

Date: February 17, 2006

Attachment D**FY 2005 TCU Awards Narrative**

Category 1: Research and Development		
Name of College/University	Activity	Award
N/A		
Category 2: Technology-related Activities		
Name of College/University	Activity	Award
N/A		
Category 3: Direct Institutional Subsidies		
Name of College/University	Activity	Award
N/A		
Category 4: Program Evaluation		
Name of College/University	Activity	Award
N/A		
Category 5: Training and Technical Assistance		
Name of College/University	Activity	Award
Salish Kootenai College	To train individuals in the operation and maintenance of highway related construction equipment	\$272,859
Lac Courte Oreilles Ojibwa Community College	To conduct a Midwest Regional University Training Center	\$25,000
United Tribes Technical College	To conduct a Tribal Technical Assistance Program	\$140,000
Category 6: Facilities and Equipment		
Name of College/University	Activity	Award
N/A		

Category 7: Fellowships, Traineeships, Internships, Recruitment, and Intergovernmental Personnel Act

Name of College/University	Activity	Award
N/A		

Category 8: Student Tuition Assistance, Scholarships, and Other Aid

Name of College/University	Activity	Award
N/A		

Category 9: Economic Development

Name of College/University	Activity	Award
N/A		

Category 10: Administrative Infrastructure

Name of College/University	Activity	Award
N/A		

Category 11: Third Party Awards

Name of College/University	Activity	Award
N/A		

Category 12: Private Sector Involvement

Name of College/University	Activity	Award
N/A		

Category 13: Construction

Name of College/University	Activity	Award
N/A		

Category 14: Other Activities

Name of College/University	Activity	Award
N/A		

Federal Highway Administration

Fiscal Year 2005

Annual Federal Performance Report on Executive Agency Actions to Assist Hispanic Serving Institutions

The information contained in this section regarding the HSI annual planned awards report is for statistical purposes only.

Attachment B

FY 2005 Summary of Total Agency Awards, by Category

1. Agency: Federal Highway Administration

2. Name/Signature and Title of Representative: _____

Frederick D. Isler
Associate Administrator for Civil Rights

Date: _____

3. Total Funds for Planned Awards to Institutions of Higher Education (IHEs): \$166,894,965

Categories	Total Funds to All IHEs	Total Funds to HSIs	Funds to HSIs as % of Total Funds to All IHEs
1. Research & Development	93,060,907	1,720,260	2%
2. Program Evaluation	355,082	88,000	25%
3. Training	10,933,934	335,625	3%
4. Facilities and Equipment	95,179	0	0%
5. Fellowships, Traineeships, Internships, Recruitment, and Intergovernmental Personnel Act	2,432,100	329,590	14%
6. Student Tuition Assistance, Scholarships, and Other Aid	41,311,425	141,974	0.34%
7. Direct Institutional Subsidies	131,000	80,000	61%
8. Third Party Awards	544,563	0	0%
9. Private Sector Involvement	0	0	0%
10. Administrative Infrastructure	0	0	0%
11. Other	18,030,775	76,000	0.42%
Totals	\$166,894,965	\$2,771,449	2%

FY 2005 Table of Federal Agency Awards by Institution and by Category

State & Institution	R&D	PE	TR	F&E	FTIR & IPA	STAS & OA	DIS	TPA	PSI	AI	O	Totals
Arizona												
Arizona Western College												0
Central Arizona College												0
Cochise College Douglas												0
Estrella Mountain Community College												0
Gateway Community College												0
Phoenix College												0
South Mountain Community College												0
University of Arizona South												0
California												
Allan Hancock College												0
Bakersfield College												0
California State University Bakersfield												0
California State University Dominguez Hills												0
California State University Fresno												0
California State University Fullerton												0
California State University Long Beach												0
California State University Los Angeles					53,500							53,500
California State University Northridge												0
California State University San Bernardino												0
California State University Stanislaus												0
Cañada College												0
Cerritos College												0

State & Institution	R&D	PE	TR	F&E	FTIR & IPA	STAS & OA	DIS	TPA	PSI	AI	O	Totals
Chaffey College												0
Citrus College												0
College of the Desert												0
College of the Sequoias												0
East Los Angeles College												0
El Camino Community College												0
Fresno City College												0
Glendale Community College												0
Hartnell College												0
Imperial Valley College												0
La Sierra University												0
Long Beach City College												0
Los Angeles County College of Nursing and Allied Health												0
Los Angeles Mission College												0
Los Angeles Trade-Technical College												0
Los Medanos College												0
Mt. San Antonio College												0
Mt. San Jacinto College												0
National Hispanic University												0
Oxnard College												0
Palo Verde Community College												0
Palomar College												0
Pasadena City College												0
Reedley College												0
Rio Hondo College												0
San Bernardino Valley College												0
San Diego State University Imperial Valley												0
San Joaquin Delta Community College												0

State & Institution	R&D	PE	TR	F&E	FTIR & IPA	STAS & OA	DIS	TPA	PSI	AI	O	Totals
Santa Ana College												0
Santa Monica College												0
Southwestern College												0
University of California Merced												0
University of La Verne												0
Ventura College												0
Victor Valley College												0
West Hills Community College												0
West Los Angeles College												0
Whittier College												0
Woodbury University												0
Yosemite Community College District												0
Colorado												
Adams State College												0
Colorado State University Pueblo												0
Community College of Denver												0
Otero Junior College												0
Pueblo Community College												0
Trinidad State Junior College												0
Connecticut												
Capital Community College												0
Florida												
Barry University												0
Carlos Albizu University Miami												0
Florida International University	205,000											205,000
Miami Dade College North Campus												0
Nova Southeastern University												0
St. Thomas University												0

State & Institution	R&D	PE	TR	F&E	FTIR & IPA	STAS & OA	DIS	TPA	PSI	AI	O	Totals
University of Miami Coral Gables												0
Valencia Community College Osceola												0
Illinois												
Malcolm X College City Colleges of Chicago												0
Morton College												0
Northeastern Illinois University												0
Robert Morris College												0
St. Augustine College Main												0
Wilbur Wright College City Colleges of Chicago												0
Kansas												
Donnelly College												0
Massachusetts												
Urban College of Boston												0
New Jersey												
Hudson County Community College												0
New Jersey City University												0
Passaic County Community College Paterson												0
Union County College												0
New Mexico												
Central New Mexico Community College												0
Clovis Community College												0
College of Santa Fe												0
Eastern New Mexico University Main												0
Eastern New Mexico University Roswell			7,500									7,500
Mesalands Community College			6,250									6,250
New Mexico Highlands University												0
New Mexico Junior College												0

State & Institution	R&D	PE	TR	F&E	FTIR & IPA	STAS & OA	DIS	TPA	PSI	AI	O	Totals
New Mexico State University Alamogordo Branch Community College												0
New Mexico State University Carlsbad Branch Community College												0
New Mexico State University Doña Ana Branch Community College												0
New Mexico State University Grants												0
New Mexico State University Main	236,000	48,000			450		40,000				40,000	364,450
Northern New Mexico Community College			21,875									21,875
Santa Fe Community College												0
University of New Mexico Main	284,000	40,000					40,000				36,000	400,000
University of New Mexico Valencia												0
Western New Mexico University Main												0
New York												
Boricua College												0
Borough of Manhattan Community College City University of New York												0
Bronx Community College City University of New York												0
City College of New York City University of New York												0
College of Mount Saint Vincent												0
Hostos Community College City University of New York												0
John Jay College of Criminal Justice City University of New York												0
La Guardia Community College City University of New York												0
Lehman College City University of New York												0

State & Institution	R&D	PE	TR	F&E	FTIR & IPA	STAS & OA	DIS	TPA	PSI	AI	O	Totals
Mercy College												0
Metropolitan College of New York Main												0
New York City College of Technology City University of New York												0
Vaughn College of Aeronautics and Technology												0
Pennsylvania												
Eastern University Nueva Esperanza Center for Higher Education												0
Eastern University Nueva Esperanza Center for Higher Education												0
Puerto Rico												
American University of Puerto Rico Bayamón												0
Atlantic College												0
Caribbean University Bayamón												0
Colegio Universitario de San Juan												0
Conservatory of Music of Puerto Rico												0
Escuela de Artes Plásticas de Puerto Rico												0
Inter American University of Puerto Rico Arecibo												0
Inter American University of Puerto Rico Barranquitas												0
Inter American University of Puerto Rico Fajardo												0
Inter American University of Puerto Rico Guayama												0
Inter American University of Puerto Rico Guayama												0
Inter American University of Puerto Rico Ponce												0
Inter American University of Puerto Rico San Germán					4,000							4,000
Pontifical Catholic University of Puerto Rico Ponce												0

State & Institution	R&D	PE	TR	F&E	FTIR & IPA	STAS & OA	DIS	TPA	PSI	AI	O	Totals
Universidad Adventista de las Antillas												0
Universidad Central del Caribe												0
Universidad del Este												0
Universidad del Turabo												0
Universidad Metropolitana Cupey												0
Universidad Politécnica de Puerto Rico												0
University of Puerto Rico Aguadilla												0
University of Puerto Rico Bayamón												0
University of Puerto Rico Carolina												0
University of Puerto Rico Cayey												0
University of Puerto Rico Humacao												0
University of Puerto Rico Mayaguez			140,000		81,700							221,700
University of Puerto Rico Medical Sciences Campus												0
University of Puerto Rico Ponce												0
University of Puerto Rico Río Piedras												0
University of the Sacred Heart												0
Texas												
Amarillo College												0
Coastal Bend College												0
Del Mar College					4,536							4,536
El Centro College												0
El Paso Community College												0
Galveston College												0
Huston-Tillotson University												0
Laredo Community College Main						609						609

State & Institution	R&D	PE	TR	F&E	FTIR & IPA	STAS & OA	DIS	TPA	PSI	AI	O	Totals
Midland College												0
Mountain View College												0
Northwest Vista College												0
Our Lady of the Lake University												0
Palo Alto College						2,621						2,621
San Antonio College												0
San Jacinto College Central												0
San Jacinto College North												0
South Plains College						3,755						3,755
South Texas College												0
Southwest Texas Junior College												0
St. Edward's University												0
St. Mary's University												0
St. Philip's College												0
Sul Ross State University												0
Texas A&M International University						8,139						8,139
Texas A&M University Corpus Christi	59,550											59,550
Texas A&M University Kingsville	103,750		160,000		15,150	28,499						307,399
Texas State Technical College Harlingen												0
University of Houston Downtown					31,755							31,755
University of St. Thomas												0
University of Texas at Brownsville & Texas Southmost College	1,500				4,534							6,034
University of Texas at El Paso 0	755,707				80,315	26,998						863,020
University of Texas at San Antonio	74,753				53,650	63,612						192,015
University of Texas Health Science Center at San Antonio												0
University of Texas of the Permian Basin						999						999

State & Institution	R&D	PE	TR	F&E	FTIR & IPA	STAS & OA	DIS	TPA	PSI	AI	O	Totals
University of Texas Pan American						1,817						1,817
University of the Incarnate Word						4,925						4,925
Victoria College												0
Western Texas College												0
Washington												
Columbia Basin College												0
Heritage University												0
Totals	1,720,260	88,00	335,625		0	329,590	141,974	80,000	0	0	0	\$2,771,449

Categories			
R&D	Research & Development	STAS & OA	Student Tuition Assistance, Scholarships & Other Aid
PE	Program Evaluation	DIS	Direct Institutional Subsidies
TR	Training	TPA	Third Party Awards
F&E	Facilities & Equipment	PSI	Private Sector Involvement
FTIR & IPA	Fellowships, Traineeships, Internships, Recruitment & Intergovernmental Personnel Act	AI	Administrative Infrastructure
		O	Other

Attachment D**FY 2005 HSI Awards Narrative**

Category 1: Research and Development		
Name of College/University	Activity	Award
Florida International University	Development of Florida Model Information System	\$125,000
	Develop Methodology Table of Grouping Permanent Counters	\$80,000
Texas A&M University - Kingsville	Research and Development on materials utilized by the department in hard top road building	\$103,750
Texas A&M University - Corpus Christi	Research and Development - Calibration of Skid Testers	\$59,550
University of Texas - Brownsville	Research and Development on materials utilized by the department in hard top road building	\$1,500
University of Texas - El Paso	Research and Development on materials utilized by the department in hard top road building	\$755,707
University of Texas - San Antonio	Research and Development on materials utilized by the department in hard top road building	\$74,753
University of New Mexico - Main	Research - Environmental Design	\$56,000
	Research - Wildlife Crash	\$24,000
	Research - Bridge Approach Slabs	\$40,000
	Research - Field R-Value	\$40,000
	Research - NATMAP	\$80,000
	Research - Freight Corridors	\$20,000
	Research - Integrated Transportation Analysis	\$24,000
New Mexico State University - Main	Research - Failure of Riprap	\$40,000
	Research and Development - Model for Improved Transportation	\$40,000
	Research - Concrete Mix Design	\$76,000
	Research - Integrated Transportation Analysis	\$80,000

Category 2: Program Evaluation

Name of College/University	Activity	Award
University of New Mexico – Main	Improve Personnel Transaction	\$40,000
New Mexico State University – Main	Job Recruitment in Rural New Mexico	\$24,000
	Quality Initiative Facilitation and Documentation	\$24,000

Category 3: Training

Name of College/University	Activity	Award
Texas A&M University – Kingsville	Expert Witness Transportation Institution	\$160,000
Eastern New Mexico University	Equipment Operation	\$7,500
Northern New Mexico College	Welding, GIS, MS Office	\$21,875
Mesalands Community College	MS Office, CAD	\$6,250
University of Puerto Rico Mayaguez	Local Transportation Agreement Program	\$140,000

Category 4: Facilities and Equipment

Name of College/University	Activity	Award
N/A		

Category 5: Fellowships, Traineeships, Internships, Recruitment, and Intergovernmental Personnel Act

Name of College/University	Activity	Award
Texas A&M University – Kingsville	Dwight David Eisenhower Transportation Fellowship Program (DDETFP)	\$15,000
	Recruiting and internship support	\$150
University of Puerto Rico – Mayaguez Campus	DDETFP	\$81,700
University of Texas – El Paso	DDETFP	\$75,005
	PREP Program – Recruiting and internship support	\$4,535
	Recruiting and internship support	\$775
California State University – Los Angeles	DDETFP	\$53,500

Category 5: Fellowships, Traineeships, Internships, Recruitment, and Intergovernmental Personnel Act (Continued)

Name of College/University	Activity	Award
University of Texas - San Antonio	DDETFP Recruiting and internship support	\$53,000 \$650
New Mexico State University	Recruiting and internship support	\$450
Del Mar College	PREP Program - Recruiting and internship support	\$4,536
University of Houston Downtown	PREP Program - Recruiting and internship support	\$31,755
University of Texas - Brownsville	PREP Program - Recruiting and internship support	\$4,534
Inter American University of Puerto Rico San Germán	Summer Transportation Internship Program for Diverse Groups	\$4,000

Category 6: Student Tuition Assistance, Scholarships, and Other Aid

Name of College/University	Activity	Award
University of Texas - El Paso	Scholarship and tuition assistance paid to employees working on their degree	\$26,998
University of Texas - San Antonio	Scholarship and tuition assistance paid to employees working on their degree	\$63,612
Texas A&M University - Kingsville	Scholarship and tuition assistance paid to employees working on their degree	\$28,499
South Plains College	Scholarship and tuition assistance paid to employees working on their degree	\$3,755
Laredo Community College	Scholarship and tuition assistance paid to employees working on their degree	\$609
Texas A&M International University	Scholarship and tuition assistance paid to employees working on their degree	\$8,139
University of the Incarnate Word	Scholarship and tuition assistance paid to employees working on their degree	\$4,925
University of Texas of the Permian Basin	Scholarship and tuition assistance paid to employees working on their degree	\$999
University of Texas - Pan American	Scholarship and tuition assistance paid to employees working on their degree	\$1,817
Palo Alto College	Scholarship and tuition assistance paid to employees working on their degree	\$2,621

Category 7: Direct Institutional Subsidies

Name of College/University	Activity	Award
University of New Mexico – Main	Flight Safety Training Center	\$40,000
New Mexico State University – Main	Bridge Evaluation Center	\$40,000

Category 8: Third Party Awards

Name of College/University	Activity	Award
N/A		

Category 9: Private Sector Involvement

Name of College/University	Activity	Award
N/A		

Category 10: Administrative Infrastructure

Name of College/University	Activity	Award
N/A		

Category 11: Other

Name of College/University	Activity	Award
University of New Mexico – Main	Acoma Pueblo – Integrated Transportation Design Methodology	\$36,000
New Mexico State University – Main	Integrated Transportation Design Curriculum	\$40,000



National Summer Transportation Institute Program

The concept for the National Summer Transportation Institute (NSTI) originated at South Carolina State University (SCSU) as a pilot project through the cooperative efforts of SCSU, the South Carolina Department of Transportation (SCDOT), and the FHWA South Carolina Division Office. In 1999, the NSTI became the first transportation education program for secondary school students to be authorized by Congress in the Transportation Equity Act for the 21st Century. The NSTI program provides career orientation and educational experiences to motivate secondary school students toward professions in the field of transportation. Participants spend 4 weeks on some of the most prestigious college/university campuses in the country. For additional information regarding the NSTI program, please visit the following website: <http://www.nrc.scsu.edu>. The NSTI in its thirteen-year history has exposed over 6,000 participants to the wide world of transportation initiatives, careers, and educational opportunities.

NSTI History Timeline

1992

- Formed partnership with FHWA, SCSU, and SCDOT

1993

- Established first pilot Summer Transportation Institute (STI) on the campus of SCSU
- Twenty 9th and 10th grade student participated

1994

- Formed partnership with Greenville Urban League (other active partners include South Carolina Public Transportation Authority, South Carolina Department of Public Safety, South Carolina State Museum, South Carolina Department of Parks, Recreation and Tourism)
- Forty 9th and 10th grade students participated

1995

- FHWA/SCSU worked together to establish a National Program
- First expansion program included the following HBCUs:
 - Albany State University
 - Jackson State University
 - Kentucky State University
 - North Carolina State University
 - South Carolina State University
 - Virginia State University
- 135 students participated
- A National Resource Center is established at SCSU to provide technical support, leadership, and resources to assist the other HBCUs in developing and conducting their STIs



1996

- Thirteen institutes, with one HSI and 375 students, participated in the National Program
- Another partnership agreement is signed on April 11, with the FHWA Region 4, South Carolina Division, Office of Motor Carrier Safety and the National Highway Institute of the Federal Highway Administration, SCDOT, South Carolina Department of Public Safety, and SCSU
- Seven new STIs:
 - Alabama A&M University
 - University of Arkansas at Pine Bluff
 - Benedict College
 - City College of New
 - Florida A&M University
 - Southern University-Baton Rouge
 - Tennessee State University

1997

- FHWA funded the National Summer Transportation Institute
- FHWA provided \$500,000 to support and continue expansion of the project
- Sixteen colleges and universities received funding for 385 new students

1998

- Congress authorized funding for the STIs under Section 1208 of the Transportation Equity Act for the 21st Century
- NSTI is officially established
- Three hundred and thirty-one new students and the following three new colleges and universities participated in the program:
 - Howard University
 - Lac Courte Oreilles Ojibwa Community College
 - Arizona State University

1999

- The 1999 NSTI introduced 645 secondary school students to transportation-related careers
- Thirty colleges and universities in 22 States and District of Columbia participated in the program

2000

- Five new colleges and universities conducted STIs:
 - Hampton University
 - University of Maryland Eastern Shore
 - College of the Menominee Nation
 - Prairie View A&M University
 - Fond du Lac Tribal and Community College



2001

- Six new STIs:
 - Central State University
 - Denmark Technical College
 - Langston University
 - Southwestern Indian Polytechnic Institute
 - University of Puerto Rico at Mayaguez
 - White Earth Tribal and Community College

2002

- NSTI celebrated 10th year anniversary
- Forty-two colleges and universities conducted STIs with approximately 768 students

2003


- The USDOT/FHWA commemorated the 10th Anniversary of the NSTI
- NSTI 10th Anniversary Ceremony - STIs and Resource Center received recognition awards
- University of Alaska joined the number of host sites
- FHWA Administrator announced two new NSTI goals to: (1) establish a STI in every State and (2) introduce 5,000 more secondary school students to careers in the transportation industry and transportation-related careers
- Forty-one colleges and universities hosted STIs in 26 States (including the District of Columbia and Puerto Rico)
- Over 742 students participated in the STIs
- NSTI Strategic Plan developed
- Inaugural year of the NSTI Meeting, replaced the Annual Training Workshop

2004


- New STIs established at the University of Missouri-Kansas City, University of Rhode Island, and Merrimack College
- University of Missouri Kansas City STI pilots first STI for participants with disabilities
- Forty-five colleges and universities hosted STIs in 28 States including the District of Columbia and Puerto Rico
- NSTI has exposed over 5,500 participants to the world of transportation initiatives and careers in transportation

2005

- In accordance with the NSTI Strategic Goals, seven new STIs were established at:
 - University of Vermont
 - Rutgers University
 - Montana State University
 - Claflin University
 - The State University of New York-Albany University
 - University of Massachusetts Boston
 - Milwaukee Area Technical College

- 
- FHWA's Office of Civil Rights continues to extend the borders of opportunity for youth with disabilities to participate in the NSTI - joining the pilot specialized STI at the University of Missouri Kansas City are four new specialized STIs for youth with disabilities at:
 - Claflin University
 - Rutgers University
 - University of Vermont
 - Milwaukee Area Technical College
 - The 52 colleges and universities host institutes in 31 States, plus the District of Columbia and Puerto Rico

NSTI Students




Kentucky State
University

Clark Atlanta
University



California State
University



NSTI Students



▲ Arizona State University ▼



Prairie View A&M University ▼ ▲





2006 Summer Transportation Institute Host Sites Directory

College/University

Alabama A&M University
PO Box 8184900 Meridian Street, N
Normal, AL 35762

Albany State University
Department of Criminal Justice
504 College Drive
Albany, GA 31705

Arizona State University
PO Box 872803
1711 South Rural Road,
Building ECG207
Tempe, AZ 85287-5506

Benedict College
1600 Harden Street
Columbia, SC 29204

Bethune-Cookman College
640 Dr. Mary McLeod Bethune
Boulevard
Daytona Beach, FL 32114

California State University
Department of Civil Engineering
5151 State University Drive
Los Angeles, CA 90032

Contact Information

Project Director: Eugene Black
Phone: 256-372-4140
Fax: 256-851-5686
E-Mail: ebblack@aamu.edu
Program Type: Non-Residential
Grades: 9-10

Project Director: Dr. Thomas J. Perry
Phone: 229-430-2959
Fax: 229-430-1676
E-Mail: tperry@asurams.edu
Program Type: Non-Residential
Grades: 10-12

Project Director: Ida Van Schalkwyk
Phone: 480-965-0199
Fax: 965-965-8398
E-Mail: idava@asu.edu
Program Type: Residential &
Commuter
Grades: 8-11

Project Director: Dr. Robert L. Scott
Phone: 803-253-5186
Fax: 803-806-3288
E-Mail: ctr12_benedict@yahoo.com
Program Type: Residential
Grades: 9-10

Project Director: Earl A. Burney, Jr.
Phone: 386-481-2827
Fax: 386-481-2817
E-Mail: burneye@cookman.edu
Program Type: Residential
Grades: 9-10

Project Director: Dr. Hassan
Hashemian
Phone: 323-343-4499
Fax: 323-343-6316
E-Mail: hhashem@calstatela.edu
Program Type: Non-Residential
Grades: 9-11



College/University

Central State University
PO Box 1004
Wilberforce, OH 45384

Cheyney University of Pennsylvania
1837 University Circle
Cheyney, PA 19319

City University of New York
Civil Engineering Department
138th Street & Convent Avenue
New York, NY 10031

Clafin University
400 Magnolia Street
Orangeburg, SC 29115

Clark Atlanta University
223 James P. Brawley Drive, SW
Box 241
Atlanta, GA 30314

College of the Menominee Nation
N 172 Highway 47/55
PO Box 1179
Keshena, WI 54135

Delaware State University
1200 North Dupont Highway
Dover, DE 19901

Contact Information

Project Director: Gorgui S. Ndao
Phone: 937-376-6265
Fax: 937-376-6598
E-Mail: gndao@csu.ces.edu
Program Type: Residential
Grades: 10-11

Project Director: Dr. Biko Agozino
Phone: 610-399-2278
Fax: 610-399-2324
E-Mail: bagozino@cheyney.edu
Program Type: Residential
Grades: 9-12

Project Director: Dr. Neville Parker
Phone: 212-650-8050
Fax: 212-650-8374
E-Mail: parker@ti-mail.engr.ccny.cuny.edu
Program Type: Non- Residential
Grades: 9-11

Project Director: Harpal S. Grewal
Phone: 803-535-5212
Fax: 803-535-5203
E-Mail: hgrewal@clafin.edu
Program Type: Non- Residential
Grades: 7-8

Project Director: Dr. Carlos Garza
Phone: 404-880-6903
Fax: 404-880-8499
E-Mail: cgarza@cau.edu
Program Type: Non- Residential
Grades: 9-12

Project Director: Lisa W. Lyons
Phone: 715-799-5600
Fax: 715-799-1336
E-Mail: lboyd@menominee.edu
Program Type: Non- Residential
Grades: 6-8

Project Director: Dr. Chandra Aleong
Phone: 302- 857-7690
Fax: 302-857-6956
E-Mail: aleong@desu.edu
Program Type: Residential
Grades: 9-10



College/University

Elizabeth City State University

Campus Box 822 ECSU
1704 Weeksville Highway
Elizabeth City, NC 27909

Fond du Lac Tribal and Community College

2101 14th Street
Cloquet, MN 55720

Hampton University

120 Buckman Hall
Hampton, VA 23668

Howard University

Department of Civil Engineering
CEACS
2300 6th Street, NW
Washington, DC 20059

Jackson State University

PO Box 9764
1400 John R. Lynch Street
Jackson, MS 39217

Kentucky State University

KSU, CEC Building
400 East Main Street
Frankfort, KY 40601

Lac Courte Oreilles Ojibwa Community College

13466 West Trepania Road
Hayward, WI 54843

Contact Information

Project Director: Dr. Ellis E. Lawrence
Phone: 252-335-3444
Fax: 252-335-3760
E-Mail: eelawrence@mail.ecsu.edu
Program Type: Residential
Grades: 9-12

Project Director: Wade Gordon
Phone: 218-879-0864
Fax: 218-879-0814
E-Mail: wade@ezigaa.fdl.cc.mn.us
Program Type: Residential
Grades: 9-10

Project Director: Sonja P. Mitchell
Phone: 757-727-5366
Fax: 757-727-5048
E-Mail: sonja.mitchell@hamptonu.edu
Program Type: Non-Residential
Grades: 9-11

Project Director: Dr. Errol C. Noel
Phone: 202-806-6199
Fax: 202-806-5271
E-Mail: enoel@howard.edu
Program Type: Non-Residential
Grades: 9-11

Project Director: Jane Shaw-Jackson
Phone: 601-979-2531
Fax: 601-979-2690
E-Mail: jane.jackson@ccaix.jsums.edu
Program Type: Residential
Grades: 9-10

Project Director: Melvin Nicholson
Phone: 502-597-6172
Fax: 502-597-6763
E-Mail: melvin.nicholson@kysu.edu
Program Type: Residential
Grades: 9-10

Project Director: Mike Smith
Phone: 715-634-4790
Fax: 715-634-5049
E-Mail: msmith@lco.edu
Program Type: Non-Residential
Grades: 6-9



College/University

Langston University

4205 North Lincoln Boulevard
Oklahoma City, OK 73105

Lincoln University

PO Box 1791570
Baltimore Pike
Lincoln, PA 19352

Merrimack College

Department of Civil Engineering
315 Turnpike Street
North Andover, MA 01845

Milwaukee Area Technical College

700 West State Street
Milwaukee, WI 53223

Montana State University

PO Box 174250
Bozeman, MT 59717

Morgan State University

Montebello Complex, D206
1700 East Cold Spring Lane
Baltimore, MD 21251

North Carolina A&T University

1601 East Market Street
New General Classroom Building,
North Greensboro, NC 27411

Contact Information

Project Director: D. Chongo
Mundende
Phone: 405-962-1631
Fax: 405-962-1639
E-Mail: dcmundende@lunet.edu
Program Type: Non-Residential
Grades: 9-10

Project Director: Robert Allen
Phone: 610-932-8300
Fax: 610-932-1079
E-Mail: rallen@lu.lincoln.edu
Program Type: Residential
Grades: 8-10

Project Director: Dr. Gary S. Spring
Phone: 978-837-5187
Fax: 978-837-5029
E-Mail: gary.spring@merrimack.edu
Program Type: Residential
Grades: 10-12

Project Director: James Eden
Phone: 262-238-2364
Fax: 262-238-2203
E-Mail: edenj@matc.edu
Program Type: Non-Residential
Grades: 9-11

Project Director: Susan Gallagher
Phone: 406-994-6559
Fax: 406-994-1644
E-Mail: sgallagher@coe.montana.edu
Program Type: Residential
Grades: 10-12

Project Director: Dr. Cyril Peebles
Phone: 443-885-3666
Fax: 443-885-8275
E-Mail: cpeebles@moac.morgan.edu
Program Type: Non-Residential
Grades: 9-10

Project Director: Deborah Underwood
Phone: 336-334-7745
Fax: 336-334-7093
E-Mail: deborahu@ncat.edu
Program Type: Residential
Grades: 11-12



College/University

Prairie View A&M University

Farm Road
1098 University Drive
Prairie View, TX 77446

Rutgers University

Building 4109
93 Road One
Piscataway, NJ 08854

San Jose State University

410 North 4th Street
San Jose, CA 95113

South Carolina State University

300 College Street, NE
PO Box 8143
Orangeburg, SC 29117

Southern University and A&M College - Baton Rouge

Civil Engineering Department
Pinchback Engineering Building
Baton Rouge, LA 70813

Southwestern Indian Polytechnic Institute

9169 Coors Road NW
PO Box 10146
Albuquerque, NM 87184

State University of New York - Albany

1400 Washington Avenue
Albany, NY 12222

Contact Information

Project Director: R. Kommalapati
Phone: 936-857-2418
Fax: 936-857-4125
E-Mail: rrkommalapati@pvamu.edu
Program Type: Residential
Grades: 10-11

Project Director: Claudia Knezek
Phone: 732-445-3632
Fax: 732-445-5636
E-Mail: knezek@rci.rutgers.edu
Program Type: Non- Residential
Grades: 9

Project Director: Dr. Peter Haas
Phone: 408-924-5574
Fax: 408-924-5556
E-Mail: haas@mti.sjsu.edu
Program Type: Non- Residential
Grade: 10

Project Director: Darral Linder
Phone: 803-536-7140
Fax: 803-516-4516
E-Mail: dlindert@scsu.edu
Program Type: Residential
Grades: 10-11

Project Director: Patrick Carriere
Phone: 225-771-5870
Fax: 225-771-4320
E-Mail: carriere@engr.subr.edu
Program Type: Residential
Grades: 9-10

Project Director: Alexander Aragon
Phone: 505-346-2347
Fax: 505-346-2343
E-Mail: aaaron@sipi.bia.edu
Program Type: Residential
Grades: 9-10

Project Director: Carson Carr
Phone: 518-442-5180
Fax: 518-442-5419
E-Mail: ccarr@uamail.albany.edu
Program Type: Residential
Grades: 10



College/University

Tennessee State University
3500 John Merritt Boulevard
Nashville, TN 37209

.....
Texas A&M University
3135 Texas A&M Drive
College Station, TX 77843

.....
Texas Southern University
3100 Cleburne Avenue
Houston, TX 77004

.....
Tuskegee University
1103 Old Montgomery Road
Tuskegee, AL 36088

.....
University of Arkansas - Pine Bluff
1200 North University Drive
Mail Slot 4987
Pine Bluff, AR 71611

.....
University of Maryland Eastern Shore
1120 Kiah Hall
Princess Anne, MD 21853

.....
University of Massachusetts - Boston
100 Morrissey Boulevard
Boston, MA 02125

Contact Information

Project Director: Dr. Decatur B. Rogers
Phone: 615-963-5405
Fax: 615-963-5397
E-Mail: drogers@tnstate.edu
Program Type: Residential
Grades: 9-10

.....
Project Director: Debbie Jasek
Phone: 979-854-5239
Fax: 979-854-6001
E-Mail: d-jasek@tamu.edu
Program Type: Non- Residential
Grades: 10-12

.....
Project Director: Dr. Khosro Godazi
Phone: 713-313-7925
Fax: 713-313-1923
E-Mail: godazi_kx@tsu.edu
Program Type: Non-Residential
Grades: 10-12

.....
Project Director: Leslie W. Trimble
Phone: 334-727-3527
Fax: 334-727-0116
E-Mail: gdq55@aol.com
Program Type: Residential
Grades: 9-10

.....
Project Director: Felicia I. Webb
Phone: 870-543-8876
Fax: 870-575-4688
E-Mail: webb_f@vx4500.uapb.edu
Program Type: Residential
Grades: 8-10

.....
Project Director:
Dr. Robert A. Johnson, Jr.
Phone: 410-651-6424
Fax: 410-651-7673
E-Mail: rajohnsonjr@mail.umes.edu
Program Type: Residential
Grades: 9-10

.....
Project Director: Tomas Materdey
Phone: 617-287-6435
Fax: 617-287-6053
E-Mail: tomas.materdey@umb.edu
Program Type: Residential
Grades: 10-12



College/University

University of Missouri – Kansas City
Institute for Human Development
2220 Holmes Street, Room 305
Kansas City, MO 64108

University of Missouri – Rolla
Department of Engineering
1870 Minors Circle
Rolla, MO 65409-0030

University of New Mexico
URI Transportation Center
85 Briar Lane
Albuquerque, NM 87131

University of Puerto Rico – Mayagüez
PO Box 9041
Mayaguez, PR 00681-9041

University of Rhode Island
URI Transportation Center
85 Briar Lane Kingston, RI 02881

University of Vermont
105 Carrigan Drive
Burlington, VT 05405

Virginia State University
1 Hayden Drive
Petersburg, VA 23806

Contact Information

Project Director: Derrick Willis
Phone: 816-235-1750
Fax: 816-235-1762
E-Mail: willisdk@umkc.edu
Program Type: Non- Residential
Grades: 9-11

Project Director: Lonnajean Yoest
Phone: 573-341-7500
Fax: 573-341-7245
E-Mail: yoestlj@umr.edu
Program Type: Residential
Grades: 9-10

Project Director: Ursula T. Bowie
Phone: 505-277-1403
Fax: 505-277-7727
E-Mail: ubowie@unm.edu
Program Type: Residential
Grades: 11-12

Project Director: Dr. Didier M. Valdés
Phone: 787-265-3892
Fax: 787-265-3390
E-Mail: dvaldes@uprm.edu
Program Type: Residential
Grade: 9-10

Project Director: Dr. Jeff Cathcart
Phone: 401-874-9405
Fax: 401-874-2297
E-Mail: cathcart@etal.uri.edu
Program Type: Non- Residential
Grades: 7-9

Project Director: John Aleong
Phone: 802-656-0552
Fax: 802-656-4656
E-Mail: john.aleong@uvm.edu
Program Type: Non-Residential
Grades: 9-10

Project Director: Ali Ansari
Phone: 804-524-5126
Fax: 804-524-6732
E-Mail: aansari@vsu.edu
Program Type: Residential
Grades: 9-10



College/University

White Earth Tribal and Community College

210 Main Street
PO Box 478
Mahnomen, MN 56557

Contact Information

Project Director: Deb McArthur
Phone: 218-935-0417
Fax: 218-935-0423
E-Mail: dmcarthur@wetcc.org
Program Type: Non-Residential
Grades: 8-9




Appendix A

Acronyms

The following acronyms are used within this document. This table is provided as a quick reference.


ALDOT	Alabama Department of Transportation
BIA	Bureau of Indian Affairs
CAIT	Center for Advanced Infrastructure and Transportation
CAP	Competitive Assistance Program
CASP	Career Awareness Summer Project
CMN	College of Menominee Nation
DBE	Disadvantaged Business Enterprise
DBE/SS	Disadvantaged Business Enterprise/Supportive Services
DDETFP	Dwight David Eisenhower Transportation Fellowship Program
DeIDOT	Delaware Department of Transportation
DO	Division Office
DOT	Department of Transportation
DOT & PF	Department of Transportation and Public Facilities
DSU	Delaware State University
EDI	Entrepreneurial Development Institutes
EEO	Equal Employment Opportunity
EO	Executive Order
FHWA	Federal Highway Administration
FR	Federal Register
FY	Fiscal Year
GAMTTFP	Garrett A. Morgan Technology and Transportation Futures Program
HAHR	Office of Human Resources
HAAM	Office of Acquisition Management
HBCU	Historically Black Colleges and Universities
HSI	Hispanic Serving Institutions
IDOT	Indiana Department of Transportation
IHEs	Institutions of Higher Education
IPA	Intergovernmental Personnel Act
JSU	Jackson State University
JTRP	Joint Transportation Research Program
KDOT	Kansas Department of Transportation
LCOOCC	Lac Courte Orielles Ojibwa Community College
LTAP	Local Technical Assistance Program



LTRC	Louisiana Transportation Research Center
MCT2	Mississippi Center for Technology Transfer
MDOT	Mississippi Department of Transportation
MIHEs	Minority Institutions of Higher Education
MN	Minnesota
Mn/DOT	Minnesota Department of Transportation
MSHA	Maryland State Highway Administration
MSU	Morgan State University
MU	Martin University
NJ	New Jersey
NSTI	National Summer Transportation Institute
OCR	Office of Civil Rights
ODOT	Oregon Department of Transportation
OJT/SS	On-the-Job Training/Supportive Services
OR	Oregon
PennDOT	Pennsylvania Department of Transportation
PU	Purdue University
R&D	Research and Development
RATI	Rural Alaska Training Initiative
SCDOT	South Carolina Department of Transportation
SCEP	Student Career Experience Program
SCSU	South Carolina State University
Sec	Section
STI	Summer Transportation Institute
STIPDG	Summer Transportation Internship Program for Diverse Groups
TA	Technical Assistance
TCP	Traditional Cultural Property
TCU	Tribal Colleges and Universities
TEA-21	Transportation Equity Act for the 21st Century
TERO	Tribal Employment Rights Office
TRAC	Transportation and Civil Engineering Careers
TrANS	Transportation Alliance for New Solutions
TransTech	Transportation and Technology Academy
TTAP	Tribal Technical Assistance Program
TXDOT	Texas Department of Transportation
U.S.C.	United States Code
WisDOT	Wisconsin Department of Transportation
YWCA	Young Women's Christian Association

Definition of Performance Awards Categories

1. Research and Development – Studies, observations, and other activities concerned with the identification, description, experimental investigation, and theoretical explanation of social, physical, and behavioral phenomena.
2. Program Evaluation – Actions to assess the effectiveness of institutional programs and activities, as well as the effectiveness of Federal programs and activities.
3. Training - Use of professional personnel (Federal and non-Federal) to gain or enhance knowledge or skills of professional staff and personnel at MIHEs.
4. Facilities and Equipment – Structures, works, fixed equipment, major repairs, or alterations to: structures, works, fixed equipment, facilities, or land for use by an Institution of Higher Education (IHE).
5. Fellowships, Internships, Recruitment, Traineeships, and Arrangements under the Intergovernmental Personnel Act – Cooperative education, student and faculty internships, visiting professorships, and personnel and student recruitment at IHEs (i.e., Dwight David Eisenhower Fellowships).
6. Student Tuition Assistance, Scholarships, and Other Aid – Federal funds awarded to an IHE for students or awarded directly to students for payment of such charges as tuition and room and board.
7. Direct Institutional Subsidies – Federal financial support to IHEs for education and general expenses where the Federal government either places no restrictions on the uses to which the funds may be put or provides a broad range of allowable activities within which the institution has discretion to use the funds.
8. Third-Party Awardees – Organizations or other entities receiving Federal awards on behalf of one or more MIHEs.
9. Private Sector Involvement – Includes public-private partnerships, alliances, joint ventures and activities of prime contractors/contracting with MIHEs.
10. Administrative Infrastructure – Management and administrative framework of an IHE.
11. Other – Awards to IHEs not identified in the other categories.
12. Technology-related Activities – Definition has not been established for this category by the White House Initiatives Office or DOT Office of the Secretary.
13. Training and Technical Assistance – Use of professional personnel (Federal and non-Federal) to gain or enhance knowledge or skills of professional staff and personnel at MIHEs and/or direct help or services to institutions of




higher education in key areas such as, writing proposals, negotiating awards, managing programs and finances, and developing an HBCU or Other MIHE capabilities.

14. Economic Development – Definition has not been established for this category by the White House Initiatives Office or DOT Office of the Secretary.
15. Construction – Funds an agency provides to an institution of higher education for erecting new buildings or other physical structures.

Definition of Executive Order/ Federal Highway Administration Terms

1. Administrative Infrastructure – The management and administrative framework of an institution of higher education.
2. Agency – All executive departments, establishments and agencies of the Federal government.
3. Award – Funds that an agency provides to an institution of higher education under a grant, contract, or other assistance.
4. Competitive Assistance Program for Minority Institutions of Higher Education – The FHWA developed the framework for the new competitive assistance program, which is limited to HBCUs, HSLs, and TCUs. These colleges and universities compete among themselves for grants and cooperative agreements that are relevant to one or more of the FHWA five strategic goals. This program was introduced to the public in the Federal Register in FY 2000.
5. Contract – A legal instrument reflecting a relationship between a Federal agency and an institution of higher education where the principal purpose is to acquire--by purchase, lease, or barter--goods or services.
6. Direct Institutional Subsidies – Federal financial support to IHEs for education and general expenses where the Federal government either places no restrictions on the uses to which the funds may be put or where the Federal government provides a broad range of allowable activities within which the institution has discretion to use funds.
7. Discretionary Award – For the purpose of this project, a discretionary award is a Federal department's or agency's voluntary use of appropriated funds to initiate a specific program or project for a HBCU or Other MIHE.
8. Facilities and Equipment – Structures, works, fixed equipment, major repairs, or alterations to structures, works, fixed equipment, facilities, or land for use by an IHE.
9. Fellowships, Internships, Recruitment, Traineeships, and Arrangements under the Intergovernmental Personnel Act – Cooperative education, student, faculty internships, visiting professorships, and personnel and student recruitment at IHEs (i.e., Dwight David Eisenhower Fellowships; STIPDG).
10. Formula Award – A grant that an organization or individual is entitled to receive based on statutory or regulatory provisions, with the amount of the grant determined based on a formula.
11. Grant – The method of transferring property, money, services, or anything of value to a recipient in order to accomplish a public purpose authorized by statute when the agency is not anticipated to be substantially involved in performing the activity.

- 
12. Hispanic Serving Institutions - An institution that has at least 25% Hispanic full-time equivalent enrollment, and of the Hispanic student enrollment at least 50% are low income. Low income is defined as 150% of the poverty level as determined by the Bureau of the Census.
 13. Historically Black Colleges and Universities - Accredited IHEs established before 1964 having the principal mission of educating Black Americans. A HBCU must be legally authorized by the State in which it is located either to be a junior college, or to provide an educational program that awards a baccalaureate degree.
 14. Institution of Higher Education - Any postsecondary education institute in the United States, or its territories that offers at least 2-years of college-level studies. Qualified institutions are listed in the Education Directory: Colleges and Universities, published by the National Center for Education Statistics.
 15. Measurable Objectives - Agency activities or support for HBCUs that be quantitatively measured in dollar amounts or in discrete, non-financial units of measure.
 16. National Summer Transportation Institute - A FHWA educational initiative designed to provide awareness to middle and high school students on various transportation careers and encourage students to pursue transportation-related courses of study at the college/university level. The 4-week session on college and university campuses, introduce students to transportation through a variety of intermodal transportation activities and include math, science, and technology enrichment activities.
 17. Partnerships - Formal agreements between FHWA, State DOT, college and/or university, specifically a HBCU, HSI and TCU, to increase their understanding of and participation in the Federal and Federal-aid highway programs. Through these agreements, HBCUs/MIHEs are provided technical assistance and support for their transportation related curricula, programs, events and activities.
 18. Program Evaluation - Actions to assess the effectiveness of institutional programs and activities, as well as, the effectiveness of Federal programs and activities. In some cases, program evaluations of activities are conducted on a continuous basis and are frequently included as salaries or other budgetary expenses.
 19. Research and Development - Studies, observations, and other activities concerned with the identification, description, experimental investigation, and theoretical explanation of social, physical, and behavioral phenomena. Implementation activities are also included in research and development.
 20. Student Tuition Assistance, Scholarships, and Other Aid - Federal funds awarded to an institution of higher education for students or awarded directly to students for payment of such charges as tuition, room and board.
 21. Summer Transportation Internship Program for Diverse Group - A national intermodal 10-week internship program that promotes the entry of women, persons with disabilities and members of diverse groups into transportation



careers where these groups are under represented. The internship program provides students with a work experience in their chosen field of interest.

22. Technical Assistance – Direct help or services to institutions of higher education in key areas such as, writing proposals, negotiating awards, managing programs and finances, and developing an HBCU or Other MIHE capabilities.
23. Third-Party Awardees – Organizations or other entities receiving Federal awards on behalf of one or more minority institutions of higher education. Examples of entities include: the National Association for Equal Opportunity in Higher Education; United Negro College Fund; National Laboratories, such as Los Alamos or Lawrence Livermore; and various foundations and associations.
24. Training – Using professional personnel (Federal and Non-Federal) to gain or enhance knowledge or skill at HBCUs and Other MIHEs.
25. Tribal Colleges and Universities – Those institutions defined in Section 1 of Executive Order 13021, specifically institutions cited in Section 532 of the Equity in Educational Land-Grant Status Act of 1994 (7 U.S.C. 301 note), any other institution that qualifies for funding under the Tribally Controlled College and University Assistance Act of 1978 (25 U.S.C. 1801 et seq.), and Navajo Community College, authorized in the Navajo Community College Assistance Act, Public Law 95-471, Title II (25 U.S.C 640a note).



Appendix D

Fiscal Year 2004

Annual Performance Awards Reports

Federal Highway Administration

Fiscal Year 2004

Annual Federal Performance Report on Executive Agency Actions to Assist Historically Black Colleges and Universities

Executive Summary

This report outlines strategies that the Federal Highway Administration (FHWA) has implemented to increase the participation of Historically Black Colleges and Universities (HBCUs) in federally sponsored programs.

The goals and measurable objectives the FHWA sought to achieve during FY 2004 were to: 1) increase the number of highway research, development and technology contracts, grants and cooperative agreements awarded to HBCUs; 2) increase the number of HBCU students pursuing transportation careers by participating in programs such as the Dwight David Eisenhower Fellowship Program and maintaining/expanding the number of HBCUs sponsoring a Summer Transportation Institute; and 3) establish a partnership in every State or Territory where a HBCU is located. Below are brief descriptions of the goal and measurable objectives for Fiscal Years (FYs) 2003 and 2004.

Description of Goal and Measurable Objectives


1. Increase the number of highway research, development and technology contracts, grants and cooperative agreements awarded to HBCUs.

In view of the FHWA's commitment to ensure greater participation by HBCUs in highway research, development, and technology contracts and grants, some of the activities under this category include the following:

- Local Technical Assistance Program (LTAP) - The purpose of the LTAP Program is to provide the transfer of highway technology and technical assistance to rural and local governments. Monies are awarded to colleges/universities to participate in this program. For FY 2004, the following was awarded:

Fiscal Year	College/University	Awarded Funds to Participate in Program
2004	Jackson State University	\$140,000

- Entrepreneurial Development Institutes (EDI) - The EDI Program provides training and technical assistance to disadvantaged businesses to enhance their capability to obtain highway construction and related contracts.



Fiscal Year	College/University	Awarded Funds to Conduct EDI Program
2004	North Carolina State University	\$49,450
2004	Winston-Salem State University ¹	\$19,539

- Competitive Assistance Program (CAP) for HBCUs – Colleges and universities compete among themselves for grants and cooperative agreements that are relevant to one or more of FHWA's six strategic goals.² In FY 2004, the FHWA awarded \$230,000 in cooperative agreements for transportation research and technology activities to the following universities:

Fiscal Year	College/University	Awarded Funds for Cooperative Agreements
2004	Texas Southern University	\$100,000
2004	Prairie View A&M University	\$130,000

2. Increase the number of HBCU students pursuing transportation careers by participating in programs such as the Dwight David Eisenhower Fellowship Program; and maintain/expand the number of HBCUs sponsoring a Summer Transportation Institute.


- Dwight David Eisenhower Transportation Fellowship Program – For FY 2004, FHWA administered 44 Eisenhower HBCU Fellowships to the following 14 HBCUs:

Fiscal Year	Colleges/Universities	
2004	Alabama A&M University Albany State University Florida A&M University Hampton University Howard University Jackson State University Morgan State University	North Carolina A&T State University Philander Smith College Prairie View A&M University South Carolina State University Southern University / A&M College - Baton Rouge Texas Southern University Virginia State University

- National Summer Transportation Institute (NSTI) – This 4 to 5-week program is designed to encourage and motivate youth to pursue transportation careers. Since its inception, more than 5,000 students and 31 HBCUs have participated in the Program. The following table indicated the number of colleges/universities, number of HBCUs and number of students who participated in said program for FYs 2003 and 2004.

¹ Winston-Salem State University was awarded \$19,539 to conduct a Truckers' EDI program.

² The FHWA's Six Strategic Goals: Safety, Mobility and Productivity, Global Connectivity, Environment, National Homeland Security, and Organizational Excellence.



Fiscal Year	Number of Colleges/Universities	Number of HBCUs	Number of Students
2003	40	27	700
2004	44	28	800

- On-the-Job Training Supportive Services (OJT/SS) - The provisions for the program provide annual funding for OJT/SS projects with innovative approaches and nationwide implications to support employment opportunities for people moving from welfare-to-work, women and minorities in fields of highway construction and transportation technology.¹ HBCUs are encouraged to develop proposals to assist minorities and women in developing job readiness skills and support systems, which facilitate acceptance and retention in highway construction trades or related technology fields.

Fiscal Year	Colleges/Universities	Awarded Funds	OJT/SS Program
2004	South Carolina State University	\$156,189	School-to-Work Transitional Program
2004	South Carolina State University	\$85,723	Education and Training Program

3. Establish a partnership in every State or Territory where a HBCU is located.

The goal of the partnerships is to forge better, ongoing relationships with each HBCU. Moreover, since 1991, the FHWA has signed partnership agreements with 27 HBCUs to provide technical assistance, curriculum development, and exchanges of staff and resources.

FY Annual Performance Awards


In FY 2003, HBCUs were awarded \$6,089,898, and in FY 2004, HBCUs were awarded \$6,140,499, an increase of \$50,601 in awards to HBCUs in FY 2004.

Summary

The FHWA HBCU program goals and objectives outlined above were developed to meet the requirement of the Executive Order 13256. Moreover, they support the Garrett A. Morgan Technology and Transportation Futures Program (GAMTTFP). The GAMTTFP is a National education initiative built on partnerships with the transportation and education communities. Thus far, the FHWA has established partnerships with 27 HBCUs. Specifically, the report overall shows that the FHWA continues to focus on expanding opportunities for HBCUs in three categories -- Partnerships, Human Resources, and Grants and Contracts.

While the report indicates a decrease of funds (\$1,878,489 (2% of the total R&D awards to all Institutions of Higher Education)) to HBCUs in the Research & Development (R&D) category for FY 2004, this decrease was due to a reduction of funds and a need to develop writing proposals. However, in FY 2003, the FHWA awarded over \$2,112,751 to R&D.

¹ Title 23 of the United States Code provides for annual funding for OJT/SS projects.



A decrease was also indicated in the HBCUs under CAP. In FY 2004, the FHWA awarded \$230,000 to the HBCUs under CAP and awarded \$400,000 in FY 2003. To address these decreases in both areas (R&D and HBCUs under CAP), the FHWA Office of Civil Rights will be conducting several meetings with interested parties (i.e., FHWA Program and Division Offices) to define the causes for these decreases and the solution to such.

Concerning HBCU Fellowships, the report indicates an increase for this item in FY 2004. Particularly, the FHWA administered 44 Eisenhower HBCU Fellowships (Fellowships) at 14 HBCUs during FY 2004 compared to 37 Fellowships at 12 HBCUs in FY 2003.

Further, in FY 2004, the FHWA awarded \$2,000,000 to the National Summer Transportation Institute (NSTI) Program and had 44 institutions serving as host sites. Of the institutions serving as host sites, 28 were HBCUs. South Carolina State University, an HBCU, continues to serve as the National Summer Transportation Institute Resource Center. Also, in FY 2003, 27 HBCUs served as host sites.


In closing, the FHWA continues to publicize the successes and awards of the Summer Transportation Institutes, Cooperative Education efforts, Fellowships, and other forms of student employment in newsletter, annual reports and its Web site.

Attachment B

FY 2004 Summary of Total Agency Awards, by Category

1. Agency: Federal Highway Administration

2. Name/Signature and Title of Representative:



Frederick D. Isler
Associate Administrator for Civil Rights

Date: January 28, 2005

3. Total Funds for Planned Awards to Institutions of Higher Education (IHEs): \$106,633,936

Category	Total Funds to All IHEs	Total Funds to HBCUs	Funds to HBCUs as % of Total Funds to ALL IHEs
1. Research & Development	97,494,906	1,878,489	2%
2. Program Evaluation	506,061	266,061	53%
3. Training	2,855,444	1,364,411	48%
4. Facilities and Equipment	90,057	67,836	75%
5. Fellowships, Traineeships, Internships, Recruitment, and Intergovernmental Personnel Act	1,612,098	524,102	33%
6. Student Tuition Assistance, Scholarships, & Other Aid	2,721,706	2,020,037	74%
7. Direct Institutional Subsidies	162,000	0	0%
8. Third Party Awards	19,563	19,563	100%
9. Private Sector Involvement	0	0	0%
10. Administrative Infrastructure	0	0	0%
11. Other	1,172,101	0	0%
Totals	\$106,633,936	\$6,140,499	6%

FY 2004 Table of Federal Agency Awards by Institution and by Category

State & Institution	R&D	PE	TR	F&E	FTIR & IPA	STAS & OA	DIS	TPA	PSI	AI	O	Totals
Alabama												
Alabama A&M University	1,000,000		190,000		25,000							1,215,000
Alabama State University			190,000									190,000
Bishop State Community College												0
Concordia College												0
Gadsden State Comm. College, Valley Street												0
J. F. Drake Technical College												0
Lawson State Community College												0
Miles College												0
Oakwood College												0
Selma University												0
Shelton State Community College												0
Stillman College			162,950									162,950
Talladega College												0
Trenholm State Technical College												0
Tuskegee University			190,000									190,000
Arkansas												
Arkansas Baptist College												0
Philander Smith College					20,000							20,000
Shorter College												0
University of Arkansas at Pine Bluff												0
Delaware												
Delaware State University												0
District of Columbia												
Howard University	157,163	253,561		67,836	82,924							561,484
University of the District of Columbia												0

State & Institution	R&D	PE	TR	F&E	FTIR & IPA	STAS & OA	DIS	TPA	PSI	AI	O	Totals
Florida												
Bethune-Cookman College												0
Edward Waters College												0
Florida A&M University					20,000							20,000
Florida Memorial College												
Georgia												
Albany State University					7,000							7,000
Clark Atlanta University												0
Fort Valley State University												0
Interdenominational Theological Center												0
Morehouse College												0
Morehouse School of Medicine												0
Morris Brown College												0
Paine College												0
Savannah State University												0
Spelman College												0
Kentucky												
Kentucky State University												0
Louisiana												
Dillard University												0
Grambling State University												0
Southern University A&M College					20,000							20,000
Southern University at New Orleans	73,077				49,450	4,000						126,527
Southern University at Shreveport												0
Xavier University												0
Maryland												
Bowie State University												0
Coppin State College												0
Morgan State University					24,000							24,000
University of Maryland Eastern Shore												0

State & Institution	R&D	PE	TR	F&E	FTIR & IPA	STAS & OA	DIS	TPA	PSI	AI	O	Totals
Michigan												
Lewis College of Business												0
Mississippi												
Alcorn State University												0
Coahoma Community College												0
Hinds Community College, Utica												0
Jackson State University	170,799		140,000		20,000	832						331,631
Mary Holmes College												0
Mississippi Valley State University												0
Rust College												0
Tougaloo College												0
Missouri												
Harris-Stowe State University												0
Lincoln University												0
North Carolina												
Barber-Scotia College												0
Bennett College												0
Elizabeth City State University												0
Fayetteville State University												0
Johnson C. Smith University												0
Livingstone College												0
North Carolina A&T State University	86,200	12,500	49,450		30,200							178,350
North Carolina Central University												0
St. Augustine's College												0
Shaw University												0
Winston-Salem State University			19,539									19,539
Ohio												
Central State University												0
Wilberforce University												0

State & Institution	R&D	PE	TR	F&E	FTIR & IPA	STAS & OA	DIS	TPA	PSI	AI	O	Totals
Oklahoma												
Langston University	127,000											127,000
Pennsylvania												
Cheyney State University												0
Lincoln University												0
South Carolina												
Allen University												0
Benedict College					44,000							44,000
Claflin College												0
Clinton Junior College												0
Denmark Technical College			20,000									20,000
Morris College												0
South Carolina State University			400,681		40,000	2,000,000		19,563				2,460,244
Voorhees College												0
Tennessee												
Fisk University												0
Knoxville College												0
Lane College												0
Lemoyne-Owen College												0
Meharry Medical College												0
Tennessee State University												0
Texas												
Huston-Tillotson College												0
Jarvis Christian College					5,937							5,937
Paul Quinn College					46,124							46,124
Prairie View A&M University	139,000		895		13,000	15,205						168,100
St. Philip's College												0
Southwestern Christian College												0
Texas College												0
Texas Southern University	125,250		896		36,467							162,613
Wiley College												0
Virginia												
Hampton University					20,000							20,000

State & Institution	R&D	PE	TR	F&E	FTIR & IPA	STAS & OA	DIS	TPA	PSI	AI	O	Totals
Norfolk State University												0
Saint Paul's College												0
Virginia State University					20,000							20,000
Virginia Union University												0
Virgin Islands												
University of the Virgin Islands												0
West Virginia												
Bluefield State College												0
West Virginia State University												0
Totals	1,878,489	266,061	1,364,411	67,836	524,102	2,020,037	0	19,563	0	0	0	\$6,140,499

Categories			
R&D	Research & Development	STAS & OA	Student Tuition Assistance, Scholarships & Other Aid
PE	Program Evaluation	DIS	Direct Institutional Subsidies
TR	Training	TPA	Third Party Awards
F&E	Facilities & Equipment	PSI	Private Sector Involvement
FTIR & IPA	Fellowships, Traineeships, Internships, Recruitment & Intergovernmental Personnel Act	AI	Administrative Infrastructure
		O	Other

FY 2004 HBCU Awards Narrative

Category 1: Research and Development		
Name of College/University	Activity	Award
Alabama A&M University	Research - Expand involvement of the Transportation General Contractors in training activities such as proposal for submitting bids, contracts and management of workers on project for certified DBEs	\$1,000,000
Howard University	Development of Traffic Calming Design Guidelines - District of Columbia	\$42,000
	Guidelines for Installing Red-Light Running Cameras - District of Columbia	\$6,413
	Assessment of Curb Parking - District of Columbia	\$75,000
	Evaluation of Variable Speed Limit Signs in School Zones	\$33,750
Southern University - Baton Rouge	Research - 1) Topography Imaging & Computational Technology for Construction Control of Base Courses & Embankments; 2) Microfocus Real-time Radiography - Potential Technology to Study Micro-Structure of Geomaterials - This is a joint venture with Louisiana Transportation Research Center (LTRC) and Louisiana State University	\$73,077
Jackson State University	Research Projects - Potential Application of Paving Fabrics to Reduce Reflective Cracking - 82,224; Study Seat Belt Usage/Motor Vehicle Safety among African American Population in MS- 60,000; and Application of Static & Dynamic Cone Penetrometers - 28,575	\$170,799
North Carolina A&T State University	Research Projects - I-40 Triad Corridor Value Pricing Study - 5,000; Feasibility of Using Comprehensive Strength Test Results for Acceptance Testing of Concrete Pavements - 81,200	\$86,200
Langston University	Research Study - Relocation Process for I-40 Cross Town focusing on Environmental Justice - 77,000; Infrastructure Funds - Oklahoma Transportation Center - 50,000	\$127,000
Prairie View A&M University	Research Technical Assistance Panels in Support of the TXDOT Research Programs	\$9,000
	Research Project - Attracting/Retaining Minorities in the Transportation Field	\$130,000

Category 1: Research and Development (Continued)

Name of College/University	Activity	Award
Texas Southern University	Research Technical Assistance Panels in Support of the TXDOT Research Programs	\$25,250
	Research Project - Noise Compatible Land Use Planning	\$100,000

Category 2: Program Evaluation

Name of College/University	Activity	Award
Howard University	Management of Research Program, Administrative Costs - Director Salary - 55,752; Associate Director Salary - 48,208; Administrative Assistant Salary - 27,945; Fringe Benefits - 27,700; Supplies/Expenses - 10,570; Indirect Cost - 83,386	\$253,561
North Carolina A&T State University	Indefinite Quantities Contract with Battelle Memorial Institute for Research and Statistical Studies in support of FHWA	\$12,500

Category 3: Training

Name of College/University	Activity	Award
Tuskegee University	DBE Classroom Training	\$190,000
Alabama State University	DBE Technical Assistance	\$190,000
Stillman College	DBE Classroom Training	\$162,950
Alabama A&M University	DBE Technical Assistance	\$190,000
Jackson State University	Local Technical Assistance Program	\$140,000
North Carolina A&T State University	Entrepreneurial Development Program	\$49,450
Winston-Salem State University	Truckers Entrepreneurial Development Program	\$19,539
South Carolina State University	Entrepreneurial Development Program	\$128,701
	Education and Training - Supportive Services for Certified Disadvantaged Businesses	\$85,773
	School to Work Transition Program - High School/ College Students	\$156,189
	School to Work Mitigation Program - Cooper River Bridge Project	\$30,018

Category 3: Training (Continued)

Name of College/University	Activity	Award
Denmark Technical College	Summer Transportation Institute (Note - These funds were not received from SCSU)	\$20,000
Prairie View A&M University	Training - Transportation Careers in Engineering - High School Students	\$895
Texas Southern University	Training Transportation Careers in Engineering - High School Students	\$896

Category 4: Facilities and Equipment

Name of College/University	Activity	Award
Howard University	Water Quality Management	\$67,836

Category 5: Fellowships, Traineeships, Internships, Recruitment, and Intergovernmental Personnel Act

Name of College/University	Activity	Award
Southern University - Baton Rouge	Dwight David Eisenhower Transportation Fellowship Program (DDETFP) - LTRC/LDOTD Cooperative Education Program for Civil Engineers	\$49,450
Howard University	Internships - Bicycle and Traffic Data Collection & Analyses; Financial-Aid Analyses; Sidewalk Data Collection and Construction Inspection DDETFP	\$52,924 \$30,000
Benedict College	DDETFP	\$44,000
North Carolina A&T State University	DDETFP	\$30,200
Hampton University	DDETFP	\$20,000
Morgan State University	DDETFP	\$24,000
South Carolina State University	DDETFP	\$40,000
Texas Southern University	DDETFP Recruiting - Career Fairs	\$30,030 \$6,437
Jackson State University	DDETFP	\$20,000
Southern University and A&M College	DDETFP	\$20,000
Virginia State University	DDETFP	\$20,000
Philander Smith College	DDETFP	\$20,000

**Category 5: Fellowships, Traineeships, Internships, Recruitment,
and Intergovernmental Personnel Act (Continued)**

Name of College/University	Activity	Award
Florida A&M University	DDETFP	\$20,000
Prairie View A&M University	DDETFP	\$13,000
Alabama A&M University	DDETFP	\$25,000
Albany State University	DDETFP	\$7,000
Paul Quinn College	Internships - E.J. Conrad Leadership Program provides financial assistance to Black students	\$46,124
Jarvis Christian College	Recruiting - Career Fairs	\$5,937

Category 6: Student Tuition Assistance, Scholarships and Other Aid

Name of College/University	Activity	Award
South Carolina State University	National Summer Transportation Institute Program	\$2,000,000
Southern University - Baton Rouge	Student Tuition Assistance	\$4,000
Jackson State University	Other Aid - Attendance of 2 students at the Region 4 LTAP Conference, Orange Beach, AL	\$832
Prairie View A&M University	Grant/Employee Tuition Reimbursement	\$15,205

Category 7: Direct Institutional Subsidies

Name of College/University	Activity	Award
N/A		

Category 8: Third Party Awards

Name of College/University	Activity	Award
South Carolina State University	Technical Assistance/Development - Local Government Entities	\$19,563

Category 9: Private Sector Involvement

Name of College/University	Activity	Award
N/A		

Category 10: Administrative Infrastructure

Name of College/University	Activity	Award
N/A		

Category 11: Other

Name of College/University	Activity	Award
N/A		



Federal Highway Administration

Fiscal Year 2004

Annual Federal Performance Report on Executive Agency Actions to Assist Tribal Colleges and Universities

Executive Summary

This report outlines strategies that the Federal Highway Administration (FHWA) has implemented to increase the participation of Tribal Colleges and Universities (TCUs) in federally sponsored programs.

The goals and measurable objectives that the FHWA sought to achieve during FY 2004 were to: (1) award highway research, development and technology contracts, grants and cooperative agreements to TCUs; (2) increase the number of TCU students pursuing transportation careers by participating in programs such as the Dwight David Eisenhower Fellowship Program and maintaining and expanding the number of TCUs sponsoring a Summer Transportation Institute; and (3) establish a partnership in every State or Territory where a TCU is located. Below are brief descriptions of the goals and measurable objectives for FY 2004.

Description of Goal and Measurable Objectives

1. Increase the number of highway research, development and technology contracts, grants and cooperative agreements awarded to TCUs.

In view of the FHWA's commitment to ensure greater participation by TCUs in highway research, development, and technology contracts and grants, some of the activities under this category include the following:


- Tribal Technical Assistance Program (TTAP) – The purpose of the TTAP Program is to provide the transfer of highway technology and technical assistance to rural and local governments. The TTAP centers conduct a variety of activities that include a communication center, which links local highway agencies, tribal governments, States, universities, and the Federal Government. The centers also assist the entities served by providing information and training on road operations and maintenance.

Fiscal Year	College/University	Activity	Award
2004	North Dakota State University	TTAP	\$140,000

- Entrepreneurial Development Institutes (EDI) – The EDI Program provides training and technical assistance to disadvantaged businesses to enhance their capability to obtain highway construction and related contracts.

Fiscal Year	College/University	Activity	Award
2004	University of North Carolina @ Pembroke	Truckers EDI Program	\$19,488

2. Increase the number of TCU students pursuing transportation careers by participating in programs such as the Dwight David Eisenhower Fellowship Program and maintain/expand the number of TCUs sponsoring a Summer Transportation Institute.



The FHWA is also committed to increasing the number of TCU students pursuing transportation careers. Noted below are programs, which provide such.

- Dwight David Eisenhower Transportation Fellowship Program – This program provides grants to encourage the pursuit of transportation education and research among university students and select faculty. For FY 2004, FHWA administered one Eisenhower Fellowship to the following TCU:

Fiscal Year	College/University	Activity	Award
2004	Lac Courte Orielles Ojibwa Community College	Fellowship	\$12,047

- Student Tuition Assistance, Scholarships, and Other Aid – Federal funds awarded to an institution of higher education for students or awarded directly to students for payment of such charges as tuition and room and board.

Fiscal Year	College/University	Activity	Award
2004	Texas Tech University	Grant Tuition	\$4,389
2004	Salish Kootenai College	Tuition Assistance – Training for the Operation, Maintenance of highway-related construction equipment	\$191,151

- National Summer Transportation Institute (NSTI) – This 4 to 5-week program is designed to encourage and motivate youth to pursue transportation careers. In FY 2004, FHWA awarded \$2,000,000 to the National Summer Transportation Institute (NSTI) Program and had 44 institutions serve as host sites. Of the 44 institutions serving as host sites, seven were TCUs.¹ The following table indicates the number of TCUs, and the total number of colleges/ universities, and students who participated in the NSTI program for FYs 2003 and 2004.

Fiscal Year	Number of Colleges/Universities	Number of TCUs	Number of Students
2003	40	6	700
2004	44	7	800

3. Establish a partnership in every State or Territory where a TCU is located:

The goal of the partnerships is to forge better, ongoing relationships with each TCU. Since 1991, the FHWA has signed partnership agreements with seven TCUs. It is through these agreements that TCUs are provided technical assistance, curriculum development, and exchanges of staff and resources.

¹ College of Menominee Nation, Fond Du Lac Tribal & Community College, Southwestern Indian Polytechnic Institute, University of Alaska Anchorage, University of Missouri Rolla, White Earth Tribal and Community College, and Lac Courte Orielles Ojibwa Community College.



FY Annual Performance Awards

In FY 2003, TCUs were awarded \$322,180, compared to \$367,075 awarded in FY 2004. This is an increase of \$44,895.

Summary

The FHWA TCU program goals and objectives outlined above were developed to meet the requirement of the Executive Order 13270. Moreover, they support the Garrett A. Morgan Technology and Transportation Futures Program (GAMTTFP). The GAMTTFP is a National education initiative built on partnerships with the transportation and education communities.

In FY 2004, a total of 82 Eisenhower Fellowships were provided to students at Minority Institutions of Higher Education compared to 65 in FY 2003, which is a 26% increase, and with one fellowship to a TCU.

For FY 2005, the FHWA will continue to place additional emphasis on increasing the number of fellowship awards to Tribal College students. The Salish Kootenai College received \$191,151, to train individuals in the operation and maintenance of highway-related construction equipment, an increase of \$26,971 in FY 2004.

To date, the FHWA has established partnerships with seven Tribal Colleges. Specifically, the report overall shows that the FHWA continues to focus on expanding opportunities for TCUs in three categories -- Partnerships, Human Resources, and Grants and Contracts.

In closing, the FHWA continues to publicize the successes and awards of the Summer Transportation Institutes, Cooperative Education efforts, Fellowships, and other forms of student employment in newsletters, annual reports and its Web site.

Attachment B

FY 2004 Summary of Total Agency Awards, by Category

1. Agency/Organization: Federal Highway Administration

2. Name, Title, Phone, Fax, and email address of agency representative preparing report:

Name: Frederick D. Isler

Title: Associate Administrator for Civil Rights

Phone: 202-366-0693


Fax: 202-366-1599

E-Mail: FrederickD.Isler@fhwa.dot.gov

3. Total Funding for All Institutions of Higher Education (IHEs): \$106,633,936

Categories	Total Funds to All IHEs	Total Funds to TCUs	Funds to TCU as % of Total Funds to All IHEs
1. Research & Development	97,494,906	0	0%
2. Technology-related Activities	0	0	0%
3. Direct Institutional Subsidies	162,000	0	0%
4. Program Evaluation	506,061	0	0%
5. Training and Technical Assistance	2,855,444	159,488 ¹	6%
6. Facilities and Equipment	90,057	0	0%
7. Fellowships, Traineeships, Internships, Recruitment, and Intergovernmental Personnel Act	1,612,098	12,047	1%
8. Student Tuition Assistance, Scholarships, and Other Aid	2,721,706	195,540 ²	7%
9. Economic Development	0	0	0%
10. Administrative Infrastructure	0	0	0%
11. Third Party Awards	19,563	0	0%
12. Private Sector Involvement	0	0	0%
13. Construction	0	0	0%
14. Other Activities	1,172,101	0	0%
Totals	\$106,633,936	\$367,075	0.3%

Mary E. Peters, Administrator
Agency Head (Typed)


Agency Head (Signature)

February 15, 2005
Date

¹ Total in #5 includes monies for the University of North Carolina @ Pembroke (\$19,488) & North Dakota State University (\$140,000) - these are TCUs, which are not included on listing.

² Part of #8's total includes money for the Texas Technology University (\$4,389) - a TCU not included on listing.

FY 2004 Table of Federal Agency Awards by Institution and by Category

Agency: Federal Highway Administration															
State & Institution	R&D	TA	DIS	PE	T & TA	F&E	FTIR & IPA	STAS & OA	ED	AI	TPA	PSI	C	OA	Totals
Arizona															
Diné College															0
Tohono O'odham Community College															0
California															
D-Q University															0
Kansas															
Haskell Indian Nations University															0
Michigan															
Bay Mills Community College															0
Keweenaw Bay Ojibwa Community College															0
Saginaw Chippewa Tribal College															0
Minnesota															
Fond du Lac Tribal and Community College															0
Leech Lake Tribal College															0
White Earth Tribal and Community College															0
Montana															
Blackfeet Community College															0
Chief Dull Knife College															0
Fort Belknap College															0
Fort Peck Community College															0
Little Big Horn College															0
Salish Kootenai College								191,151							191,151

State & Institution	R&D	TA	DIS	PE	T & TA	F&E	FTIR & IPA	STAS & OA	ED	AI	TPA	PSI	C	OA	Totals
North Dakota															
Cankdeska Cikana (Little Hoop) Community College															0
Fort Berthold Community College															0
Sitting Bull College															0
Turtle Mountain Community College															0
United Tribes Technical College															0
Nebraska															
Little Priest Tribal College															0
Nebraska Indian Community College															0
New Mexico															
Crownpoint Institute of Technology															0
Institute of American Indian Arts															0
Southwestern Indian Polytechnic Institute															0
South Dakota															
Oglala Lakota College															0
Si Tanka University															0
Sinte Gleska University															0
Sisseton Wahpeton College															0
Virginia															
American Indian Higher Education Consortium															0
Washington															
Northwest Indian College															0
Wisconsin															
College of Menominee Nation															0
Lac Courte Oreilles Ojibwa Community College							12,047								12,047
Totals	0	0	0	0	0	0	12,047	191,151	0	0	0	0	0	0	\$203,198

Notes: The following universities are not Federally-recognized TCUs, however for this report the funds received by these universities were included in the report final totals: University of North Carolina @ Pembroke - \$19,488; North Dakota State University - \$140,000; and Texas Technology University- \$4,389.

Categories			
R&D	Research & Development	STAS & OA	Student Tuition Assistance, Scholarships & Other Aid
TA	Technology-related Activities	ED	Economic Development
DIS	Direct Institutional Subsidies	AI	Administrative Infrastructure
PE	Program Evaluation	TPA	Third Party Awards
T&TA	Training & Technical Assistance	PSI	Private Sector Involvement
F&E	Facilities & Equipment	C	Construction
FTIR & IPA	Fellowships, Traineeships, Internships, Recruitment & Intergovernmental Personnel Act	OA	Other Activities

Name of Agency Liaison: Linda J. Williams

Title: Equal Opportunity Specialist

Phone: 202-366-1604 Fax: 202-366-1599

Email: linda.j.williams@fhwa.dot.gov

Mary L. Peters
Signature of Agency Head

Date: February 15, 2005

Attachment D**FY 2004 TCU Awards Narrative**

Category 1: Research and Development		
Name of College/University	Activity	Award
N/A		
Category 2: Technology-related Activities		
Name of College/University	Activity	Award
N/A		
Category 3: Direct Institutional Subsidies		
Name of College/University	Activity	Award
N/A		
Category 4: Program Evaluation		
Name of College/University	Activity	Award
N/A		
Category 5: Training and Technical Assistance		
Name of College/University	Activity	Award
University of North Carolina @Pembroke ¹	Truckers Entrepreneurial Development Program	\$19,488
North Dakota State University ²	Tribal Technical Assistance Program	\$140,000
Category 6: Other		
Name of College/University	Activity	Award
N/A		

¹TCUs not included on listing are: University of Pembroke, North Dakota State University.

²Id.

**Category 7: Fellowships, Internships, Recruitment
and Intergovernmental Personnel Act**

Name of College/University	Activity	Award
Lac Courte Orielles Ojibwa Community College	Dwight David Eisenhower Transportation Fellowship Program	\$12,047

Category 8: Student Tuition Assistance, Scholarships, and Other Aid

Name of College/University	Activity	Award
Texas Tech University ³	Grant Tuition	\$4,389
Salish Kootenai College	Tuition – Train individuals in the operation/ maintenance of highway-related construction equipment	\$191,151

Category 9: Economic Development

Name of College/University	Activity	Award
N/A		

Category 10 : Administrative Infrastructure

Name of College/University	Activity	Award
N/A		

Category 11: Third Party Awards

Name of College/University	Activity	Award
N/A		

Category 12: Private Sector Involvement

Name of College/University	Activity	Award
N/A		

Category 13: Construction

Name of College/University	Activity	Award
N/A		

Category 14: Other Activities

Name of College/University	Activity	Award
N/A		

¹ TCU not included on listing – Texas Technology University.

Federal Highway Administration

Fiscal Year 2004

Annual Federal Performance Report on Executive Agency Actions to Assist Hispanic Serving Institutions

The information contained in this section regarding the HSI annual planned awards report is for statistical purposes only.

Attachment B

FY 2004 Summary of Total Agency Awards, by Category

1. Agency: Federal Highway Administration
2. Name, Title, Phone, Fax, and email address of agency representative preparing report:
 Name: Frederick D. Isler Title: Associate Administrator for Civil Rights
 Phone: 202-366-0693 Fax: 202-366-1599 E-Mail: FrederickD.Isler@fhwa.dot.gov
3. Total Funds for Planned Awards to Institutions of Higher Education (IHEs): \$106,633,936

Categories	Total Funds to All IHEs	Total Funds to HSIs	Funds to HSIs as % of Total Funds to All IHEs
1. Research & Development	97,494,906	3,142,137	3%
2. Program Evaluation	506,061	240,000	47%
3. Training	2,855,444	240,157	8%
4. Facilities and Equipment	90,057	22,221	25%
5. Fellowships, Traineeships, Internships, Recruitment, and Intergovernmental Personnel Act	1,612,098	310,075	19%
6. Student Tuition Assistance, Scholarships, and Other Aid	2,721,706	133,291	5%
7. Direct Institutional Subsidies	162,000	0	0%
8. Third Party Awards	19,563	0	0%
9. Private Sector Involvement	0	0	0%
10. Administrative Infrastructure	0	0	0%
11. Other	1,172,101	0	0%
Totals	\$106,633,936	\$4,087,881	4%

FY 2004 Table of Federal Agency Awards by Institution and by Category

State & Institution	R&D	PE	TR	F&E	FTIR & IPA	STAS & OA	DIS	TPA	PSI	AI	O	Totals
Arizona												
Arizona Western College												0
Central Arizona College												0
Cochise College Douglas												0
Estrella Mountain Community College												0
Gateway Community College												0
Phoenix College												0
South Mountain Community College												0
University of Arizona South												0
California												
Allan Hancock College												0
Bakersfield College												0
California State University Dominguez Hills												0
California State University Fresno												0
California State University Fullerton												0
California State University Long Beach												0
California State University Los Angeles					40,000							40,000
California State University Northridge												0
California State University San Bernardino												0
California State University Stanislaus	85,449											85,449
Cañada College												0
Cerritos College												0
Chaffey College												0
Citrus College												0

State & Institution	R&D	PE	TR	F&E	FTIR & IPA	STAS & OA	DIS	TPA	PSI	AI	O	Totals
College of the Desert												0
College of the Sequoias												0
East Los Angeles College												0
El Camino Community College												0
Fresno City College												0
Glendale Community College												0
Hartnell College												0
Imperial Valley College												0
La Sierra University												0
Long Beach City College												0
Los Angeles County College of Nursing and Allied Health												0
Los Angeles Mission College												0
Los Angeles Trade-Technical College												0
Los Medanos College												0
Mt. San Jacinto College												0
National Hispanic University												0
Oxnard College												0
Palo Verde Community College												0
Mt. San Antonio College												0
Palomar College												0
Pasadena City College												0
Reedley College												0
Rio Hondo College												0
San Bernardino Valley College												0
San Diego State University Imperial Valley												0
San Joaquin Delta Community College												0
Santa Ana College												0
Santa Monica College												0

State & Institution	R&D	PE	TR	F&E	FTIR & IPA	STAS & OA	DIS	TPA	PSI	AI	O	Totals
Southwestern College												0
University of California Merced												0
University of La Verne												0
Ventura College												0
Victor Valley College												0
West Hills Community College												0
West Los Angeles College												0
Whittier College												0
Woodbury University												0
Yosemite Community College District												0
Colorado												
Adams State College												0
Colorado State University Pueblo												0
Community College of Denver												0
Otero Junior College												0
Pueblo Community College												0
Trinidad State Junior College												0
Connecticut												
Capital Community College												0
Florida												
Barry University												0
Carlos Albizu University Miami												0
Florida International University	359,342											359,342
Miami Dade College North Campus												0
Nova Southeastern University												0
St. Thomas University												0
University of Miami Coral Gables												0
Valencia Community College Osceola												0

State & Institution	R&D	PE	TR	F&E	FTIR & IPA	STAS & OA	DIS	TPA	PSI	AI	O	Totals
Illinois												
Malcolm X College City Colleges of Chicago												0
Morton College												0
Northeastern Illinois University												0
Robert Morris College												0
St. Augustine College Main												0
Wilbur Wright College City Colleges of Chicago												0
Kansas												
Donnelly College												0
New Jersey												
Hudson County Community College												0
New Jersey City University												0
Passaic County Community College Paterson												0
Union County College												0
New Mexico												
Central New Mexico Community College												0
Clovis Community College												0
College of Santa Fe												0
Eastern New Mexico University Main												0
Eastern New Mexico University Roswell												0
Mesalands Community College												0
New Mexico Highlands University												0
New Mexico Junior College												0
New Mexico State University Alamogordo Branch Community College												0
New Mexico State University Doña Ana Branch Community College												0
New Mexico State University Grants												0

State & Institution	R&D	PE	TR	F&E	FTIR & IPA	STAS & OA	DIS	TPA	PSI	AI	O	Totals
Northern New Mexico Community College			18,302									18,302
Santa Fe Community College												0
University of New Mexico Main	203,593					18,804						222,397
University of New Mexico Valencia												0
Western New Mexico University Main												0
New York												
Boricua College												0
Borough of Manhattan Community College City University of New York												0
Bronx Community College City University of New York												0
City College of New York City University of New York												0
College of Mount Saint Vincent												0
Hostos Community College City University of New York												0
John Jay College of Criminal Justice City University of New York												0
La Guardia Community College City University of New York												0
Lehman College City University of New York												0
Mercy College												0
Metropolitan College of New York Main												0
New York City College of Technology City University of New York												0
Vaughn College of Aeronautics and Technology												0

State & Institution	R&D	PE	TR	F&E	FTIR & IPA	STAS & OA	DIS	TPA	PSI	AI	O	Totals
Pennsylvania												
Eastern University Nueva Esperanza Center for Higher Education												0
Puerto Rico												
American University of Puerto Rico Bayamón												0
Atlantic College												0
Caribbean University Bayamón												0
Colegio Universitario de San Juan												0
Conservatory of Music of Puerto Rico												0
Escuela de Artes Plásticas de Puerto Rico												0
Inter American University of Puerto Rico Arecibo												0
Inter American University of Puerto Rico Barranquitas												0
Inter American University of Puerto Rico Fajardo												0
Inter American University of Puerto Rico Guayama												0
Inter American University of Puerto Rico Ponce												0
Inter American University of Puerto Rico San Germán												0
Pontifical Catholic University of Puerto Rico Ponce												0
Universidad Adventista de las Antillas												0
Universidad Central del Caribe												0
Universidad del Este												0
Universidad del Turabo												0
Universidad Metropolitana Cupey												0
Universidad Politécnica de Puerto Rico												0
University of Puerto Rico Aguadilla												0

State & Institution	R&D	PE	TR	F&E	FTIR & IPA	STAS & OA	DIS	TPA	PSI	AI	O	Totals
University of Puerto Rico Bayamón												0
University of Puerto Rico Carolina												0
University of Puerto Rico Cayey												0
University of Puerto Rico Humacao												0
University of Puerto Rico Mayaguez					65,100							65,100
University of Puerto Rico Medical Sciences Campus												0
University of Puerto Rico Ponce												0
University of Puerto Rico Río Piedras												0
University of the Sacred Heart												0
Texas												
Amarillo College												0
Coastal Bend College						984						984
Del Mar College						4,027						0
El Centro College						539						539
El Paso Community College						4,417						4,417
Houston Community College System						1,874						1,874
Laredo Community College Main						349						349
Midland College												0
Mountain View College												0
Northwest Vista College												0
Our Lady of the Lake University												0
Palo Alto College						5,030						5,030
San Antonio College						68						68
San Jacinto College Central												0
San Jacinto College North						712						712
South Plains College						393						393
South Texas College												0

State & Institution	R&D	PE	TR	F&E	FTIR & IPA	STAS & OA	DIS	TPA	PSI	AI	O	Totals
Southwest Texas Junior College												0
St. Edward's University												0
St. Mary's University												0
St. Philip's College												0
Sul Ross State University						2,535						2,535
Texas A&M International University		240,000				8,685						248,685
Texas A&M University Corpus Christi						1,483						1,483
Texas A&M University Kingsville	101,500				34,930	20,687						157,117
Texas State Technical College Harlingen												0
University of Houston Downtown	1,304,314											1,304,314
University of St. Thomas												0
University of Texas at Brownsville & Texas Southmost College	1,500											1,500
University of Texas at El Paso	864,323				85,037	19,346						968,706
University of Texas at San Antonio	9,000				76,025	39,413						124,438
University of Texas Health Science Center at San Antonio												0
University of Texas of the Permian Basin												0
University of Texas Pan American					425	1,246						1,671
University of the Incarnate Word						1,332						1,332
Victoria College						1,367						1,367
Western Texas College												0
Washington												
Columbia Basin College												0
Heritage University												0
Totals	3,142,137	240,000	297,954	22,221	310,075	133,291	0	0	0	0	0	\$4,145,678

Categories			
R&D	Research & Development	STAS & OA	Student Tuition Assistance, Scholarships & Other Aid
PE	Program Evaluation	DIS	Direct Institutional Subsidies
TR	Training	TPA	Third Party Awards
F&E	Facilities & Equipment	PSI	Private Sector Involvement
FTIR & IPA	Fellowships, Traineeships, Internships, Recruitment & Intergovernmental Personnel Act	AI	Administrative Infrastructure
		O	Other

FY 2004 HSI Awards Narrative

Category 1: Research and Development		
Name of College/University	Activity	Award
California State University	Research – Forecasting and Mitigating Highway and Other Roadway Impacts to Urban San Joaquin Kit Fox Populations	\$85,449
Florida International University	Research	\$359,342
University of New Mexico	Climate Change Decision Tools	\$14,097
	Multimodal Structure and Function	\$35,512
	North Central Regional Transit District	\$69,453
	Integrated Transportation Analysis	\$38,414
	RoadLIFE	\$46,117
New Mexico State University	High Performance Concrete Bridge	\$66,767
	ITA Security	\$61,687
	Concrete Mix Design-Bridge Deck	\$30,011
	Photograph/Document Historical Bridges – New Mexico	\$1,215
	RoadLIFE	\$30,471
	Bridge Evaluation Research Center	\$22,965
A&M University – Kingsville	Research	\$101,500
University of Houston	Research	\$1,304,314
University of Texas – Brownsville	Research	\$1,500
University of Texas – El Paso	Research	\$864,323
University of Texas – San Antonio	Research	\$9,000
Category 2: Program Evaluation		
Name of College/University	Activity	Award
Texas A&M University	Travel Model Improvement Program & Special Studies	\$240,000

Category 3: Training		
Name of College/University	Activity	Award
New Mexico State University	ITD Curriculum Manual	\$3,407
	ITA Infrastructure Security	\$70,803
	Bridge Center	\$147,645
Northern New Mexico Community College	Contract Training	\$18,302
Category 4: Facilities and Equipment		
Name of College/University	Activity	Award
New Mexico State University	RQI Facilitation & Documentation	\$22,221
Category 5: Fellowships, Internships, Traineeships, Recruitment and Intergovernmental Personnel Act		
Name of College/University	Activity	Award
New Mexico State University	Student Outreach/Recruitment/Improvements	\$8,333
	Recruitment	\$225
Texas A&M University - Kingsville	Eisenhower Fellowship	\$14,643
	Internship/Recruitment	\$20,287
University of Puerto Rico - Mayaguez	Eisenhower Fellowship	\$65,100
University of Texas - El Paso	Eisenhower Fellowship	\$64,200
	Internship/Recruitment	\$20,837
California State University - Los Angeles	Eisenhower Fellowship	\$40,000
University of Texas - San Antonio	Eisenhower Fellowship	\$55,380
	Internship/Recruitment	\$20,645
University of Texas - Pan American	Recruitment	\$425
Category 6: Student Tuition Assistance, Scholarships & Other Aid		
Name of College/University	Activity	Award
Costal Bend College	Grant/Employee Tuition	\$984
Del Mar College	Grant/Employee Tuition	\$4,027
El Centro College - Texas	Grant/Employee Tuition	\$539
El Paso Community College	Grant/Employee Tuition	\$4,417

Category 6: Student Tuition Assistance, Scholarships & Other Aid (Continued)

Name of College/University	Activity	Award
Houston Community College System	Grant/Employee Tuition	\$1,874
Laredo Community College Main	Grant/Employee Tuition	\$349
Palo Alto College	Grant/Employee Tuition	\$5,030
San Antonio College	Grant/Employee Tuition	\$68
San Jacinto College North	Grant/Employee Tuition	\$712
South Plains College	Grant/Employee Tuition	\$393
Sul Ross State University	Grant/Employee Tuition	\$2,535
Texas A&M International University	Grant/Employee Tuition	\$8,685
Texas A&M University - Corpus Christi	Grant/Employee Tuition	\$1,483
Texas A&M University - Kingsville	Grant/Employee Tuition	\$20,687
University of Incarnate Word	Grant/Employee Tuition	\$1,332
University of New Mexico	Tuition - Real Work Scholars	\$18,804
University of Texas - El Paso	Grant/Employee Tuition	\$19,346
University of Texas - San Antonio	Grant/Employee Tuition	\$39,413
University of Texas of the Permian Basin	Grant/Employee Tuition	\$1,246
Victoria College	Grant/Employee Tuition	\$1,367

Category 7: Direct Institutional Subsidies

Name of College/University	Activity	Award
N/A		

Category 8: Third Party Awards

Name of College/University	Activity	Award
N/A		

Category 9: Private Sector Involvement

Name of College/University

Activity

Award

N/A

Category 10: Administrative Infrastructure

Name of College/University

Activity

Award

N/A

Category 11: Other

Name of College/University

Activity

Award

N/A

Appendix E

Fiscal Years 2005 & 2006 Historically Black Colleges and Universities Annual Planned Awards Total Comparative Table

Categories	Total Planned Funds to All IHEs		Total Planned Funds to HBCUs		Planned Funds to HBCUs as % of Total Planned Funds to All IHEs	
	FY 2005	FY 2006	FY 2005	FY 2006	FY 2005	FY 2006
1. Research & Development	52,952,780	93,208,002	2,459,417	3,062,105	5%	3%
2. Program Evaluation	7,500	366,082	0	242,082	0%	66%
3. Training	2,359,146	6,161,834	1,509,700	2,160,152	64%	35%
4. Facilities and Equipment	701,400	1,000	701,400	1,000	100%	100%
5. Fellowships, Traineeships, Internships, Recruitment, and Intergovernmental Personnel Act	1,260,794	2,451,427	474,735	763,186	38%	31%
6. Student Tuition Assistance, Scholarships, & Other Aid	2,421,617	3,137,391	2,160,367	2,100,341	89%	67%
7. Direct Institutional Subsidies	0	487,500	0	0	0%	0%
8. Third Party Awards	0	0	0	0	0%	0%
9. Private Sector Involvement	0	0	0	0	0%	0%
10. Administrative Infrastructure	0	0	0	0	0%	0%
11. Other	809,500	837,500	0	0	0%	0%
Totals	\$60,512,737	\$106,650,736	\$7,305,619	\$8,328,866	12%	8%

Fiscal Years 2005 & 2006 Tribal Colleges and Universities Annual Planned Awards Total Comparative Table

Categories	Total Planned Funds to All IHEs		Total Planned Funds to TCUs		Planned Funds to TCUs as % of Total Planned Funds to All IHEs	
	FY 2005	FY 2006	FY 2005	FY 2006	FY 2005	FY 2006
1. Research & Development	52,952,780	93,208,002	0	0	0%	0%
2. Technology-related Activities	0	0	0	0	0%	0%
3. Direct Institutional Subsidies	0	487,500	0	0	0%	0%
4. Program Evaluation	7,500	366,082	7,500	0	100%	0%
5. Training & Technical Assistance	2,359,146	6,161,834	272,859	659,142	12%	11%
6. Facilities & Equipment	701,400	1,000	0	0	0%	0%
7. Fellowships, Traineeships, Internships, Recruitment, and Intergovernmental Personnel Act	1,260,794	2,451,427	7,500	50,000	1%	2%
8. Student Tuition Assistance, Scholarships & Other Aid	2,421,617	3,137,391	150,000	10,000	6%	0.3%
9. Economic Development	0	0	0	0	0%	0%
10. Administrative Infrastructure	0	0	0	0	0%	0%
11. Third Party Awards	0	0	0	0	0%	0%
12. Private Sector Involvement	0	0	0	0	0%	0%
13. Construction	0	0	0	0	0%	0%
14. Other Activities	809,500	837,500	0	0	0%	0%
Totals	\$60,512,737	\$106,650,736	\$437,859	\$719,142	1%	1%

Appendix G

Fiscal Years 2005 & 2006 Hispanic Serving Institutions Annual Planned Awards Total Comparative Table

Categories	Total Planned Funds to All IHEs		Total Planned Funds to HSIs		Planned Funds to HSIs as % of Total Planned Funds to All IHEs	
	FY 2005	FY 2006	FY 2005	FY 2006	FY 2005	FY 2006
1. Research & Development	52,952,780	93,208,002	1,077,675	1,830,677	2%	2%
2. Program Evaluation	7,500	366,082	0	24,000	0%	7%
3. Training	2,359,146	6,161,834	71,250	955,000	3%	16%
4. Facilities and Equipment	701,400	1,000	0	0	0%	0%
5. Fellowships, Trainee-ships, Internships, Recruitment, and Intergovernmental Personnel Act	1,260,794	2,451,427	0	292,000	0%	12%
6. Student Tuition Assistance, Scholarships, & Other Aid	2,421,617	3,137,391	0	120,000	0%	4%
7. Direct Institutional Subsidies	0	487,500	0	0	0%	0%
8. Third Party Awards	0	0	0	0	0%	0%
9. Private Sector Involvement	0	0	0	0	0%	0%
10. Administrative Infrastructure	0	0	0	0	0%	0%
11. Other	809,500	837,500	0	136,000	0%	16%
Totals	\$60,512,737	\$106,650,736	\$1,148,925	\$3,357,677	2%	3%

Fiscal Years 2004 & 2005 Historically Black Colleges and Universities Annual Performance Awards Total Comparative Table

Categories	Total Funds to All IHEs		Total Funds to HBCUs		Funds to HBCUs as % of Total Funds to All IHEs	
	FY 2004	FY 2005	FY 2004	FY 2005	FY 2004	FY 2005
1. Research & Development	97,494,906	93,060,907	1,878,489	2,375,938	2%	3%
2. Program Evaluation	506,061	355,082	266,061	242,082	53%	68%
3. Training	2,855,444	10,933,934	1,364,411	1,513,893	48%	14%
4. Facilities and Equipment	90,057	95,179	67,836	95,179	75%	100%
5. Fellowships, Trainee- ships, Internships, Recruitment, and Intergovernmental Personnel Act	1,612,098	2,432,100	524,102	601,489	33%	25%
6. Student Tuition Assistance, Scholarships, & Other Aid	2,721,706	41,311,425	2,020,037	2,219,728	74%	5%
7. Direct Institutional Subsidies	162,000	131,000	0	0	0%	0%
8. Third Party Awards	19,563	544,563	19,563	19,563	100%	4%
9. Private Sector Involvement	0	0	0	0	0%	0%
10. Administrative Infrastructure	0	0	0	0	0%	0%
11. Other	1,172,101	18,030,775	0	507,000	0%	3%
Totals	\$106,633,936	\$166,894,965	\$6,140,499	\$7,574,872	6%	5%

Appendix I

Fiscal Years 2004 & 2005 Tribal Colleges and Universities Annual Performance Awards Total Comparative Table

Categories	Total Funds to All IHEs		Total Funds to TCUs		Funds to TCUs as % of Total Funds to All IHEs	
	FY 2004	FY 2005	FY 2004	FY 2005	FY 2004	FY 2005
1. Research & Development	97,494,906	93,060,907	0	0	0%	0%
2. Technology-related Activities	0	0	0	0	0%	0%
3. Direct Institutional Subsidies	162,000	131,000	0	0	0%	0%
4. Program Evaluation	506,061	355,082	0	0	0%	0%
5. Training & Technical Assistance	2,855,444	10,933,934	159,488	437,859	6%	4%
6. Facilities & Equipment	90,057	95,179	0	0	0%	0%
7. Fellowships, Traineeships, Internships, Recruitment, and Intergovernmental Personnel Act	1,612,098	2,432,100	12,047	0	1%	0%
8. Student Tuition Assistance, Scholarships & Other Aid	2,721,706	41,311,425	195,540	0	7%	0%
9. Economic Development	0	0	0	0	0%	0%
10. Administrative Infrastructure	0	0	0	0	0%	0%
11. Third Party Awards	19,563	544,563	0	0	0%	0%
12. Private Sector Involvement	0	0	0	0	0%	0%
13. Construction	0	0	0	0	0%	0%
14. Other Activities	1,172,101	18,030,775	0	0	0%	0%
Totals	\$106,633,936	\$166,894,965	\$367,075	\$437,859	0.3%	0.3%

¹ Total in #5 includes monies for the University of North Carolina @ Pembroke (\$19,488) & North Dakota State University (\$140,000) – these are TCUs which are not included on listing.

² Total in #7 includes money (\$7,000) for the University of North Carolina at Pembroke – a TCU not included on

Fiscal Years 2004 & 2005 Hispanic Serving Institutions Annual Performance Awards Total Comparative Table

Categories	Total Funds to All IHEs		Total Funds to HSIs		Funds to HSIs as % of Total Funds to All IHEs	
	FY 2004	FY 2005	FY 2004	FY 2005	FY 2004	FY 2005
1. Research & Development	97,594,906	93,060,907	3,142,137	1,720,260	3%	2%
2. Program Evaluation	506,061	355,082	240,000	88,000	47%	25%
3. Training	2,855,444	10,933,934	240,157	335,625	8%	3%
4. Facilities and Equipment	90,057	95,179	22,221	0	25%	0%
5. Fellowships, Trainee-ships, Internships, Recruitment, and Intergovernmental Personnel Act	1,612,098	2,432,100	310,075	329,590	19%	14%
6. Student Tuition Assistance, Scholarships, & Other Aid	2,721,706	41,311,425	133,291	141,974	5%	0.34%
7. Direct Institutional Subsidies	162,000	131,000	0	80,000	0%	61%
8. Third Party Awards	19,563	544,563	0	0	0%	0%
9. Private Sector Involvement	0	0	0	0	0%	0%
10. Administrative Infrastructure	0	0	0	0	0%	0%
11. Other	1,172,101	18,030,775	0	76,000	0%	0.42%
Totals	\$106,633,936	\$166,894,965	\$4,087,881	\$2,771,449	4%	2%



Appendix K

2005 Summer Transportation Institute Host Sites Directory

College/University

Contact Information

Alabama A&M University
PO Box 818
4900 Meridian Street, N
Normal, AL 35762

Project Director: Mr. Eugene Black
Phone: 256-858-4140
Fax: 256-851-5686
E-Mail: ebblack@aamu.edu
Program Type: Non-Residential
Grades: 9-10

Albany State University
Department of Criminal Justice
504 College Drive
Albany, GA 31705

Project Director: Dr. Thomas J. Perry
Phone: 229-430-2959
Fax: 229-430-1676
E-Mail: tperry@asurams.edu
Program Type: Non-Residential
Grades: 10-12

Arizona State University
PO Box 872803
1711 South Rural Road,
Building ECG207
Tempe, AZ 85287-5506

Project Director:
Mr. Emmanuel Owusu-Antwi
Phone: 480-965-0199
Fax: 965-965-8398
E-Mail: eoaa@asu.edu
Program Type: Residential &
Commuter
Grades: 8-11

Benedict College
1600 Harden Street
Columbia, SC 29204


Project Director: Dr. Robert L. Scott
Phone: 803-253-5186
Fax: 803-806-3288
E-Mail: ctr12_benedict@yahoo.com
Program Type: Residential
Grades: 9-10

Bethune-Cookman College
640 Dr. Mary McLeod Bethune
Boulevard
Daytona Beach, FL 32114

Project Director: Mr. Earl A. Burney, Jr.
Phone: 386-481-2827
Fax: 386-481-2817
E-Mail: burneye@cookman.edu
Program Type: Residential
Grades: 9-10

California State University
Department of Civil Engineering
5151 State University Drive
Los Angeles, CA 90032

Project Director:
Dr. Hassan Hashemian
Phone: 323-343-4499
Fax: 323-343-6316
E-Mail: hhashem@calstatela.edu
Program Type: Non-Residential
Grades: 9-11



College/University

Central State University
PO Box 1004
Wilberforce, OH 45384

Cheyney University of Pennsylvania
Cheyney & Creek Roads
Cheyney, PA 19319

City University of New York
Civil Engineering Department
138th Street & Convent Avenue
New York, NY 10031

Clark Atlanta University
223 James P. Brawley Drive, SW
Box 241
Atlanta, GA 30314

College of the Menominee Nation
N 172 Highway 47/55
PO Box 1179
Keshena, WI 54135

Delaware State University
1200 North Dupont Highway
Dover, DE 19901

Denmark Technical College
Solomon Blatt Boulevard
PO Box 327
Denmark, SC 29042-0327

Contact Information

Project Director: Mr. Gorgui S. Ndao
Phone: 937-376-6265
Fax: 937-376-6598
E-Mail: gndao@csu.ces.edu
Program Type: Residential
Grades: 10-11

Project Director: Dr. Biko Agozino
Phone: 610-399-2278
Fax: 610-399-2324
E-Mail: bagozino@cheyney.edu
Program Type: Residential
Grades: 9-12

Project Director: Dr. Neville Parker
Phone: 212-650-8050
Fax: 212-650-8374
E-Mail: parker@ti-mail.engr.ccny.cuny.edu
Program Type: Non- Residential
Grades: 9-11

Project Director: Dr. Carlos Garza
Phone: 404-880-6903
Fax: 404-880-8499
E-Mail: cgarza@cau.edu
Program Type: Non- Residential
Grades: 9-12

Project Director: Mr. Chad Waukechon
Phone: 715-799-5600
Fax: 715-799-1336
E-Mail: cwaukechon@menominee.edu
Program Type: Non- Residential
Grades: 6-8

Project Director: Dr. Chandra Aleong
Phone: 302- 857-6938
Fax: 302-857-6956
E-Mail: aleong@desu.edu
Program Type: Residential
Grades: 9-10

Project Director: Alzena Robinson
Phone: 803-648-2341
Fax: 803-793-5942
E-Mail: aka52@prodigy.net
Program Type: Residential
Grades: 9-10



College/University

Elizabeth City State University

Campus Box 822 ECSU
1704 Weeksville Highway
Elizabeth City, NC 27909

Fond du Lac Tribal and Community College

2101 14th Street
Cloquet, MN 55720

Hampton University

120 Buckman Hall
Hampton, VA 23668

Howard University

Department of Civil Engineering
CEACS
2300 6th Street, NW
Washington, DC 20059

Jackson State University

PO Box 9764
1400 John R. Lynch Street
Jackson, MS 39217

Kentucky State University

KSU, CEC Building
400 East Main Street
Frankfort, KY 40601

Contact Information

Project Director: Dr. Ellis E. Lawrence
Phone: 252-335-3444
Fax: 252-335-3760
E-Mail: eelawrence@mail.ecsu.edu
Program Type: Residential
Grades: 9-12

Project Director: Mr. Wade Gordon
Phone: 218-879-0864
Fax: 218-879-0814
E-Mail: wade@ezigaa.fdl.cc.mn.us
Program Type: Residential
Grades: 9-10

Project Director: Mr. Thomas Harris
Phone: 757-727-5366
Fax: 757-727-5048
E-Mail: thomas.harris@hamptonu.edu
STI Web Site: www.hamptonu.edu/academics/summer/trans_institute.htm
Program Type: Residential
Grades: 9-11

Project Director: Dr. Errol C. Noel
Phone: 202-806-6199
Fax: 202-806-5271
E-Mail: enoel@howard.edu
Program Type: Non- Residential
Grades: 9-11

Project Director:
Mrs. Jane Shaw-Jackson
Phone: 601-979-2531/2532
Fax: 601-979-2690
E-Mail: jane.jackon@ccaix.jsums.edu
Program Type: Residential
Grades: 9-10

Project Director: Mr. Ed Powe
Phone: 502-597-6172
Fax: 502-597-6763
E-Mail: epowe@gwmail.kysu.edu
Program Type: Residential
Grades: 9-10



College/University

Lac Courte Ojibwa Oreilles
Community College
13466 West Trepania Road
Hayward, WI 54843-2181

Langston University
4205 North Lincoln Boulevard
Oklahoma City, OK 73105

Lincoln University
PO Box 179
1570 Baltimore Pike
Lincoln, PA 19352

Merrimack College
Department of Civil Engineering
315 Turnpike Street
North Andover, MA 01845

Morgan State University
Montebello Complex, D206
1700 East Cold Spring Lane
Baltimore, MD 21251

North Carolina A&T University
1601 Market Street
New General Classroom Building,
North
Greensboro, NC 27411

Contact Information

Project Director: Ms. Susan Smith
Phone: 715-634-4790, ext. 163
Fax: 715-634-5049
E-Mail: ssmith@lco-college.edu
Program Type: Non- Residential
Grades: 6-9

Project Director:
Mr. D. Chongo Mundende
Phone: 405-962-1631
Fax: 405-962-1639
E-Mail: dcmundende@lunet.edu
Program Type: Residential
Grades: 9-10

Project Director: Mr. Ganga Ramdas
Phone: 610-932-8300, ext. 3376
Fax: 610-932-1079
E-Mail: ramdas@lu.lincoln.edu
Program Type: Residential
Grades: 8-10

Project Director: Dr. Gary S. Spring
Phone: 978-837-5187
Fax: 978-837-5029
E-Mail: gary.spring@merrimack.edu
Program Type: Residential
Grades: 9-12

Project Director: Dr. Cyril Peebles
Phone: 443-885-3666
Fax: 443-885-8275
E-Mail: cpeebles@moac.morgan.edu
Program Type: Non- Residential
Grades: 9-10

Project Director:
Ms. Deborah Underwood
Phone: 336-334-7745
Fax: 336-334-7093
E-Mail: deborahu@ncat.edu
Program Type: Residential
Grades: 11-12



College/University

Prairie View A&M University

PO Box 4249
EE O'Banion at Ann
Prairie View, TX 77446-4249

San Jose State University

One Washington Square, BT 457
San Jose, CA 95192-0119

South Carolina State University

300 College Street, NE
PO Box 8164
Orangeburg, SC 29117

Southern University and A&M

College - Baton Rouge
Civil Engineering Department,
Pinchback Building
Baton Rouge, LA 70813

Southwestern Indian Polytechnic Institute

9169 Coors Road NW
PO Box 10146
Albuquerque, NM 87184

Tennessee State University

3500 John Merritt Boulevard
Nashville, TN 37209

Texas Southern University

3100 Cleburne Avenue
Houston, TX 77004

Contact Information

Project Director: Dr. R. Radhakrishnan
Phone: 936-857-2418/2507
Fax: 936-857-4125
E-Mail: r_radha@pvamu.edu
Program Type: Residential
Grades: 10-11

Project Director: Dr. Peter Haas
Phone: 408-924-5574
Fax: 408-924-5556
E-Mail: haas@mti.sjsu.edu
Program Type: Non-Residential
Grade: 10

Project Director: Mr. Derral Linder
Phone: 803-536-7140
Fax: 803-516-4607
E-Mail: derral_scsu@hotmail.com
Program Type: Residential
Grades: 9-10

Project Director: Mr. Patrick Carriere
Phone: 225-771-5870
Fax: 225-771-4320
E-Mail: carriere@engr.subr.edu
Program Type: Residential
Grades: 9-10

Project Director:
Mr. Alexander Aragon
Phone: 505-346-2347
Fax: 505-346-2343
E-Mail: aaragon@sipi.bia.edu
Program Type: Residential
Grades: 9-10

Project Director: Dr. Decatur B. Rogers
Phone: 615-963-5405
Fax: 615-963-5397
E-Mail: drogers@tnstate.edu
Program Type: Residential
Grades: Middle School

Project Director: Dr. Khosro Godazi
Phone: 713-313-7925
Fax: 713-313-1923
E-Mail: godazi_kx@tsu.edu
Program Type: Residential
Grades: 10-12



College/University

Texas Transportation Institute
3135 TAMU
College Station, TX 77843-3135

Tuskegee University
1103 Old Montgomery Road
Tuskegee, AL 36088

University of Alaska Anchorage
Native Student Services
2311 Providence Drive
Anchorage, AK 99503

University of Arkansas - Pine Bluff
1200 North University Drive
Mail Slot 4987
Pine Bluff, AR 7161

University of Maryland Eastern Shore
1120 Kiah Hall
Princess Anne, MD 21853

University of Missouri - Kansas City
Institute for Human Development
2220 Holmes Street, Room 305
Kansas City, MO 64108

University of Missouri - Rolla
Department of Engineering
1870 Minors Circle
Rolla, MO 65409-0030

Contact Information

Project Director: Ms. Debbie Jasek
Phone: 979-854-5239
Fax: 979-854-6001
E-Mail: d-jasek@tamu.edu
Program Type: Non- Residential
Grades: 10-12

Project Director: Ms. Leslie W. Trimble
Phone: 334-727-3527
Fax: 334-727-0116
E-Mail: gdq55@aol.com
Program Type: Residential
Grades: 9-10

Project Director: Mr. Willie Templeton
Phone: 907-786-4005
Fax: 907-786-4009
E-Mail: afwgt@uaa.alaska.edu
Program Type: Residential
Grades: 10-12

Project Director: Ms. Felicia I. Webb
Phone: 870-575-8876
Fax: 870-543-8881
E-Mail: Webb_f@vx4500.uapb.edu
Program Type: Residential
Grades: 8-9

Project Director:
Dr. Robert A. Johnson, Jr.
Phone: 410-651-6424
Fax: 410-651-7673
E-Mail: rajohnsonjr@mail.umes.edu
Program Type: Residential
Grades: 9-10

Project Director: Mr. Tom McVeigh
Phone: 816-235-1750
Fax: 816-235-1762
E-Mail: mcveight@umkc.edu
Program Type: Non- Residential
Grades: 9-11

Project Director: Ms. Lonnajean Yoest
Phone: 573-341-7500
Fax: 573-341-7245
E-Mail: yoestlj@umr.edu
Program Type: Residential
Grades: 9-10



College/University

University of New Mexico
College of Engineering, Wagner 236
1 University of New Mexico
Albuquerque, NM 87131

.....
University of Puerto Rico - Mayaguez
PO Box 9041
Mayaguez, PR 00681-9041

.....
University of Rhode Island
URI Transportation Center
85 Briar Lane
Kingston, RI 02881

.....
Virginia State University
Engineering and Tech Department
1 Hayden Drive
Petersburg, VA 23806

Contact Information

Project Director: Ms. Ursula T. Bowie
Phone: 505- 277-1403
Fax: 505-277-7727
E-Mail: ubowie@unm.edu
Program Type: Residential
Grades: 10-11

.....
Project Director: Dr. Didier M. Valdes
Phone: 787-832-4040
Fax: 787-265-3390
E-Mail: dvaldes@ce.uprm.edu
Program Type: Residential
Grade: 10

.....
Project Director: Dr. Jeff Cathcart
Phone: 401-874-9405
Fax: 401-874-2297
E-Mail: cathcart@etal.uri.edu
Program Type: Non- Residential
Grades: 10

.....
Project Director: Dr. Ali Ansari
Phone: 804-524-5126
Fax: 804-524-6732
E-Mail: aansari@vsu.edu
Program Type: Residential
Grades: 9-11
Grades: 9-10



For Additional Information

To learn more regarding these reports,
please contact either person listed below:

Linda J. Williams
Equal Opportunity Specialist
Phone: 202-366-1604
Fax: 202-366-1599
E-Mail: linda.j.williams@fhwa.dot.gov

Ann D. Wicks
Equal Opportunity Specialist
Phone: 202-366-2213
Fax: 202-366-1599
E-Mail: ann.wicks@fhwa.dot.gov

