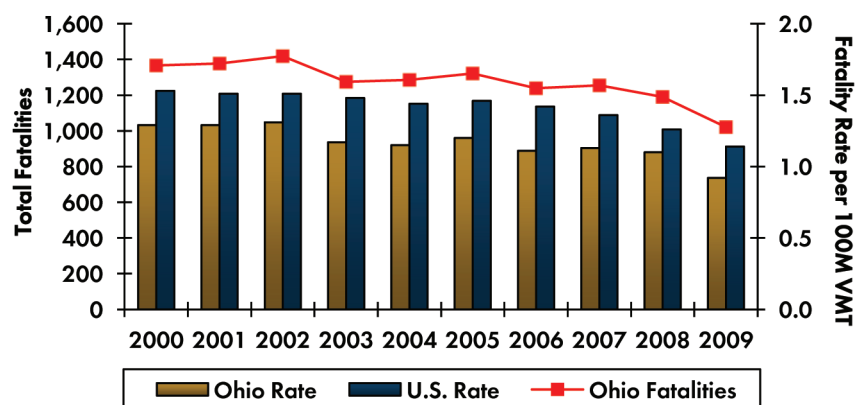


Motor vehicle crashes are a leading cause of death in the United States.

According to the National Highway Traffic Safety Administration, the number of people who died in crashes across the country decreased from 37,423 in 2008 to 33,808 in 2009. In addition, the number of people injured declined for the ninth year in a row to just over 2.2 million. Even in light of these reductions, motor vehicle crashes remain a significant problem. To improve safety, a coordinated response is needed from all levels and branches of government – Federal agencies, state legislatures, city and county councils, and local agencies. A coordinated response should result in increased safety funding, more effective safety laws, and enhanced education, enforcement, engineering, and emergency response efforts targeting critical safety issues. As part of the overall strategy to reduce fatalities and serious injuries, Ohio has an approved Strategic Highway Safety Plan (SHSP), which identifies the following emphasis areas: data/support systems (timely data, reliable data, comprehensive data, integrated data/analysis systems), serious crash types (fixed object, head-on/cross median, intersection, highway/railroad crossings), high-risk behaviors/driver (impaired by alcohol, occupant protection devices – nonuse and misuse, young driver – 15 to 25, distracted or fatigued, aggressive driving, older driver – 65 or older), special vehicles/roadway users (motor carriers, motorcycles, pedestrians/bicycles), and incident and congestion related crashes (rear end crashes, work zone crashes). To obtain a copy of the SHSP, contact the State DOT or FHWA Division Office Safety Specialist.

Fatality Trends

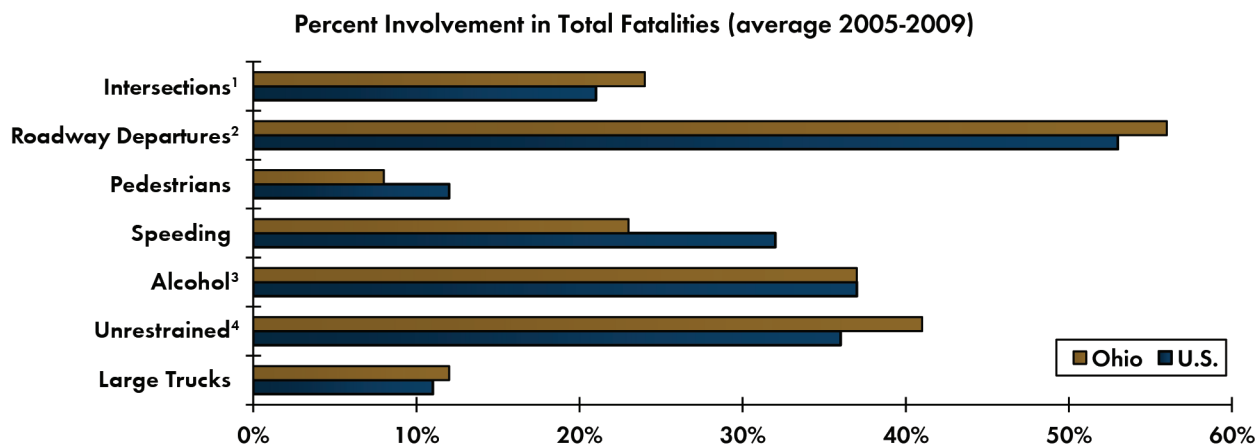
Indicators	OH	U.S.
Total Fatalities		
2009	1,021	33,808
Average: 2000-2009	1,275	41,157
Fatality Rate (per 100M VMT)		
2009	0.92	1.14
Average: 2000-2009	1.17	1.41



Fatality rate is calculated based on State fatalities per 100 million vehicle miles traveled (VMT). Total fatalities are taken from the Fatality Analysis Reporting System (FARS): www.nhtsa.gov/FARS

Safety Focus Areas

This chart represents national safety focus areas and their corresponding percentages of total crash fatalities in the State and in the Nation. More than one of these focus areas may be involved as contributing factors in a single crash.



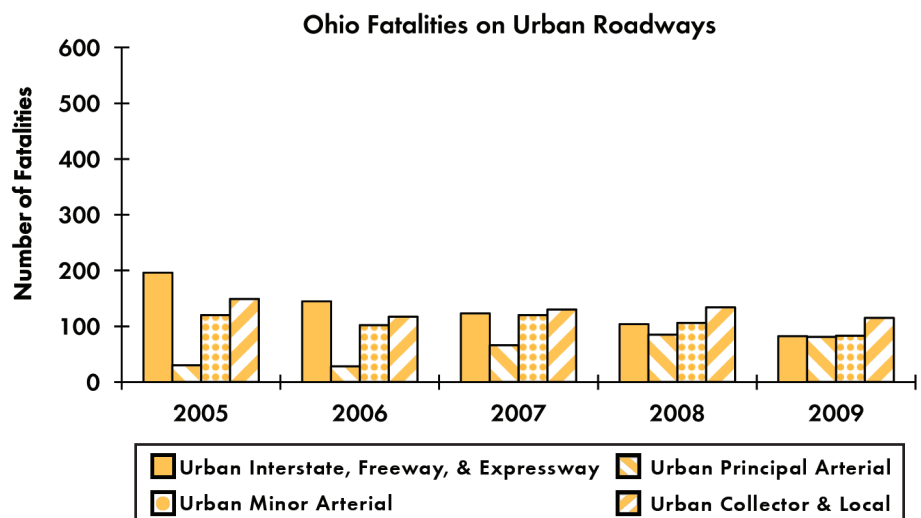
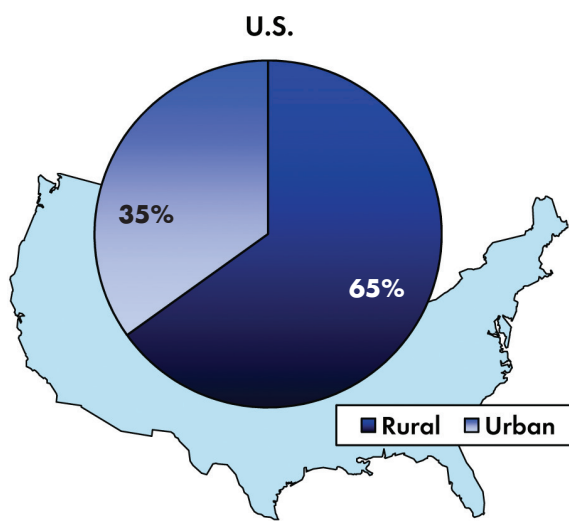
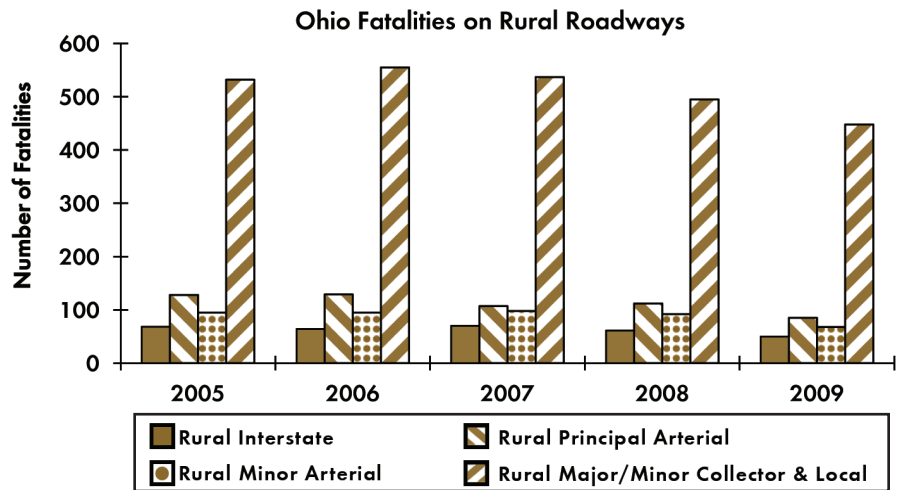
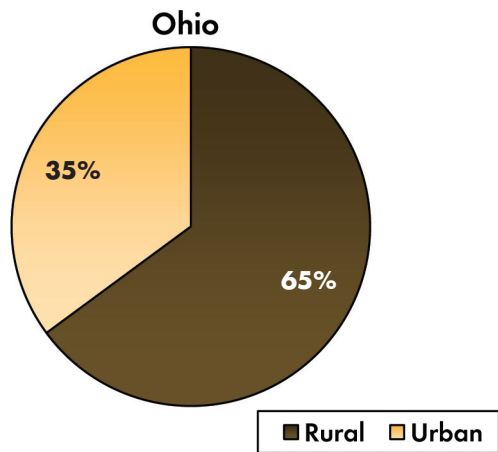
¹ Non-interchange intersection/intersection-related crashes.

² Non-intersection crashes in which a vehicle crosses an edge line, a centerline, or leaves the traveled way. Includes intersections at interchange areas.

³ Crashes involving a driver with a blood alcohol content (BAC) = .01+.

⁴ Unrestrained passenger vehicles occupant fatalities. Does not include unknown restraint use.

Rural and Urban Roadway Fatalities



For the purposes of this document, the terms urban and rural are based on the definition published in the American National Standard (ANSI D16.1-1996).

For More Information

The Transportation Safety Planning Working Group: tsp.trb.org

Fatality Analysis Reporting System: www.nhtsa.gov/FARS

National Highway Traffic Safety Administration: www.nhtsa.dot.gov

Federal Highway Administration Division Office Contacts: www.fhwa.dot.gov/field.html

Federal Highway Administration, Office of Planning: www.fhwa.dot.gov/planning/index.htm

Federal Highway Administration, Office of Safety: safety.fhwa.dot.gov

Federal Highway Administration Resource Center: www.fhwa.dot.gov/resourcecenter/misc/techassist.cfm

Contacts

Safety Specialist or
Planning Team Leader
FHWA, Ohio Division
200 North High St., Room 328
Columbus, OH 43215
(614) 280-6896

Jennifer Warren
Transportation Specialist
FHWA, Office of Safety, E71-113
1200 New Jersey Ave, SE
Washington, DC 20590
(202) 366-2157
Fax (202) 366-3222
Jennifer.Warren@dot.gov

Rae Keasler
Transportation Planner
FHWA, Office of Planning, E72-109
1200 New Jersey Ave, SE
Washington, DC 20590
(202) 366-0329
Fax (202) 493-2198
Rae.Keasler@dot.gov

Safety and Design or
Planning Team
FHWA Resource Center
One Prairie Office Center
4749 Lincoln Mall Drive, Suite 600
Matteson, IL 60443
Phone: (708) 283-3500
Fax: (708) 283-3501