

# Tracking State Deployments of Commercial Vehicle Information Systems and Networks

**1998 Mississippi  
State Report**

**April 7, 2000  
Version 1.2**

## **GENERAL DISCLAIMER**

This document may have problems that one or more of the following disclaimer statements refer to:

- ❖ This document has been reproduced from the best copy furnished by the sponsoring agency. It is being released in the interest of making available as much information as possible.
- ❖ This document may contain data which exceeds the sheet parameters. It was furnished in this condition by the sponsoring agency and is the best copy available.
- ❖ This document may contain tone-on-tone or color graphs, charts and/or pictures which have been reproduced in black and white.
- ❖ This document is paginated as submitted by the original source.
- ❖ Portions of this document are not fully legible due to the historical nature of some of the material. However, it is the best reproduction available from the original submission.

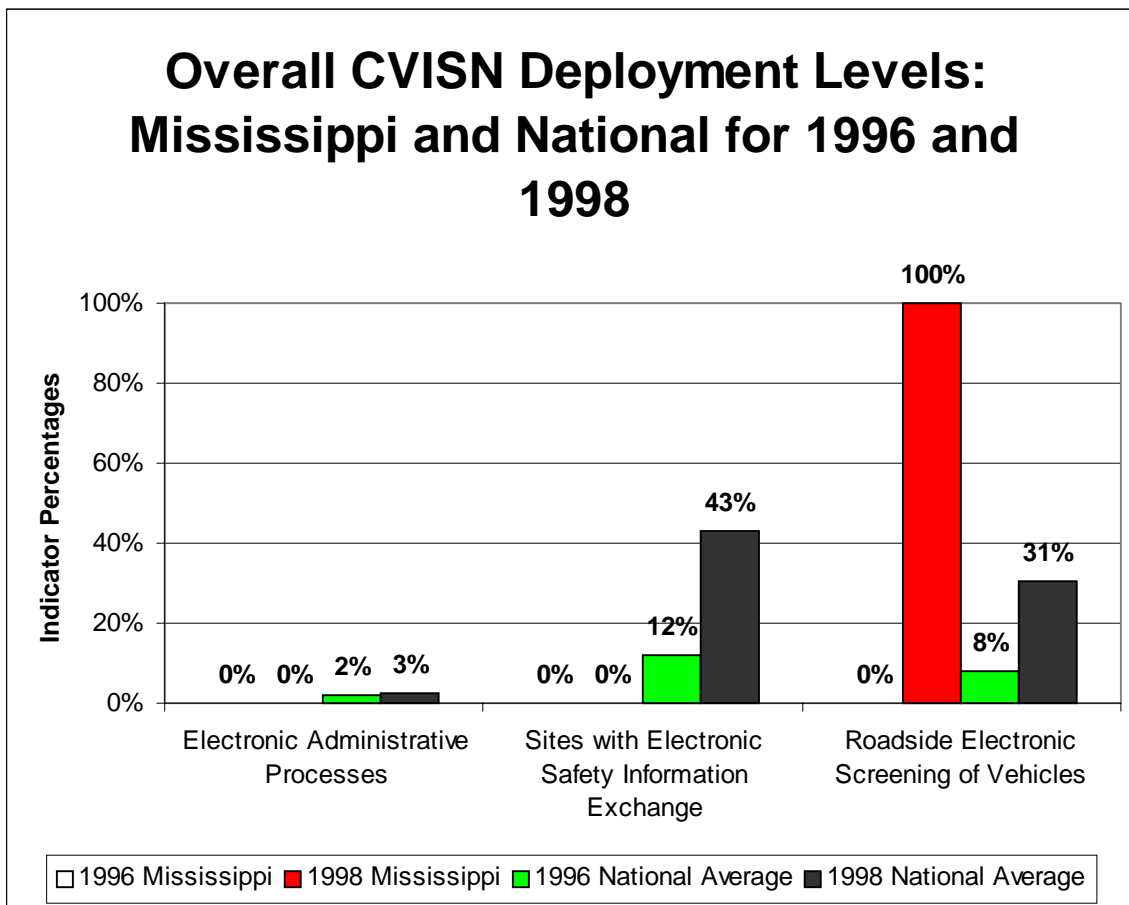
## CVISN Deployment Levels *Mississippi*

### Introduction

The purpose of this document is to present state-level statistics for the CVISN deployment described in the national report. These data will allow state stakeholders to evaluate their own deployment standings in relation to national averages. The national report, due out in January, will complement the state reports by presenting the national indicators accompanied by more detailed explanations of the underlying calculations and cross-cutting analyses of individual state responses.

### Overall CVISN Deployment Levels

The Overall CVISN Deployment Levels measure (a) the percent of all administrative processes that were conducted electronically in the given year, (b) the percent of all inspection sites with the capability of electronically uploading and downloading safety information in the given year, and (c) the percent of all vehicles that were screened electronically for credential, safety, or weight status in the given year.

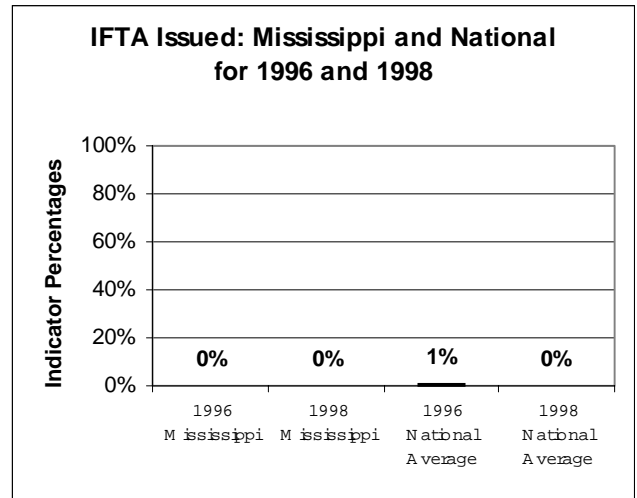
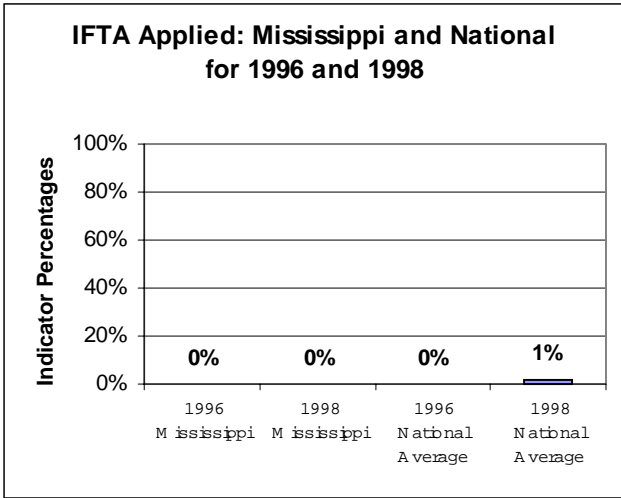


The following three sections will examine more closely the indicators for deployment of Credential Administration, Safety Information Exchange, and Roadside Electronic Screening.

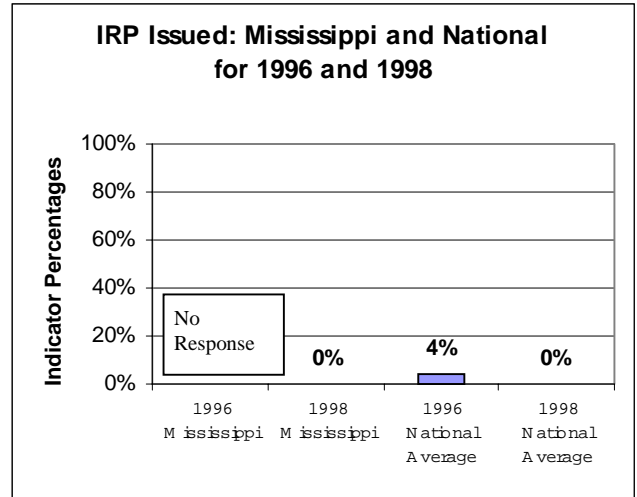
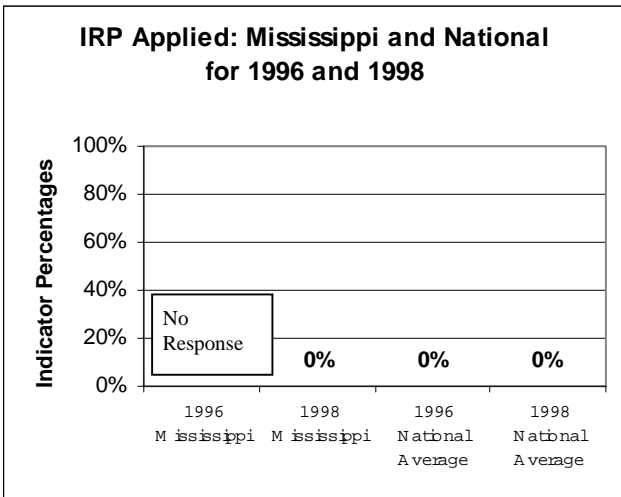
### Credential Administration

Electronic Credential Administration deployment measures the percent of applications, and permits/credentials issued that were conducted electronically in the given year for each of the following: International Fuel Tax Agreement (IFTA,) International Registration Plan (IRP,) Intrastate Registration, Single State Registration (SSRS,) and Oversize/Overweight (OS/OW.)

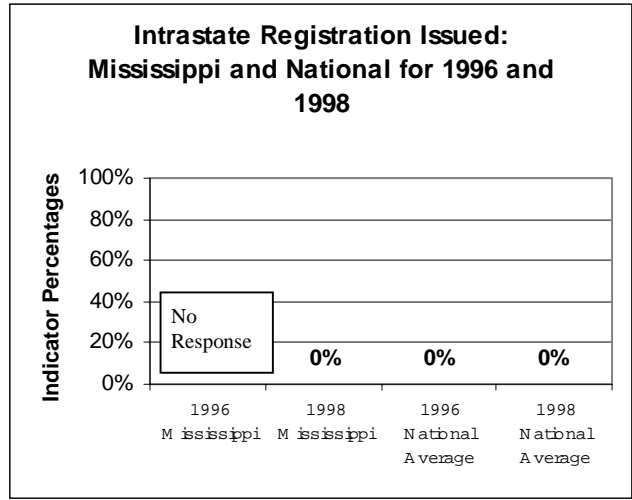
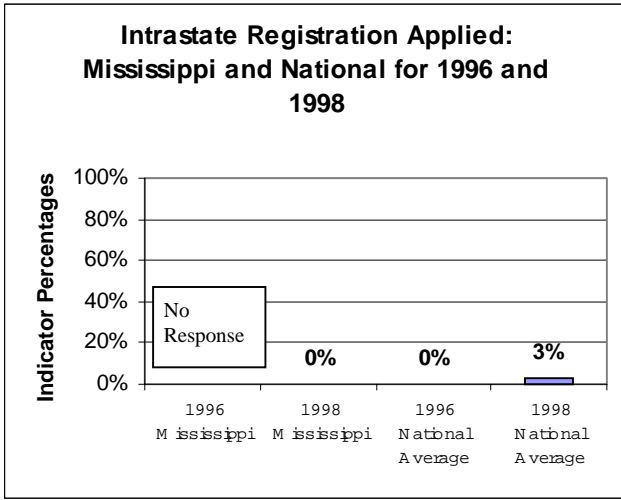
#### IFTA



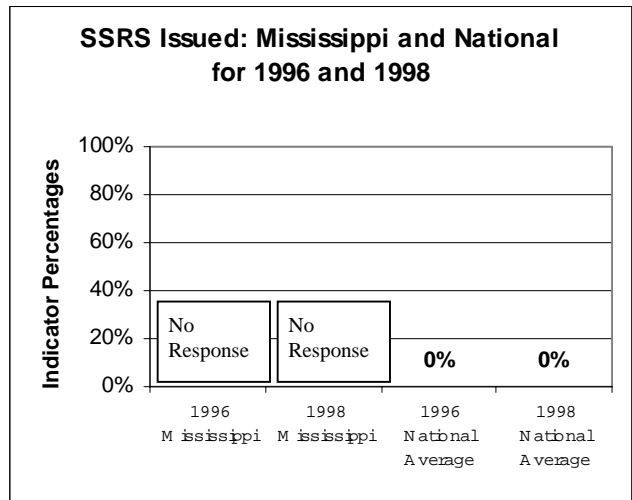
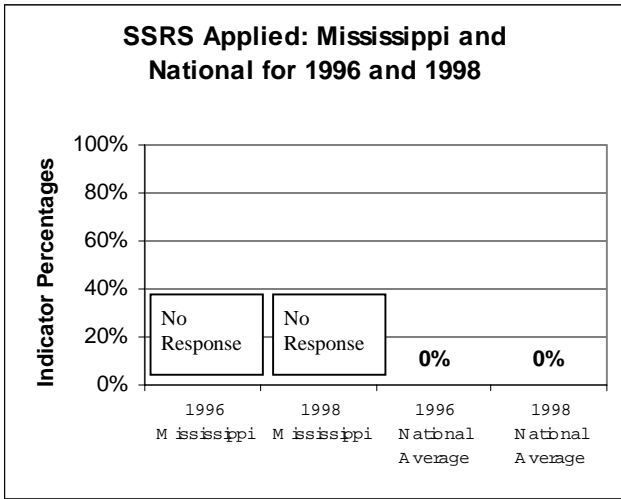
#### IRP



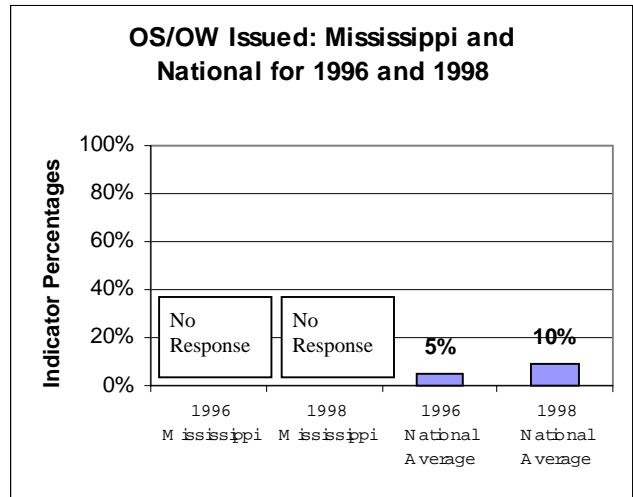
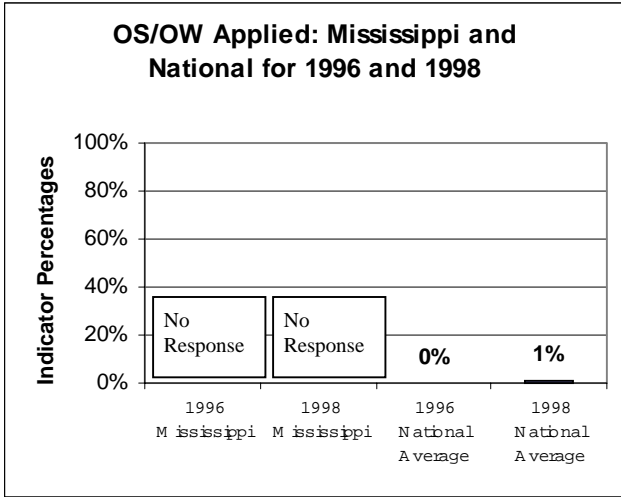
**Intrastate Registration**



**SSRS**

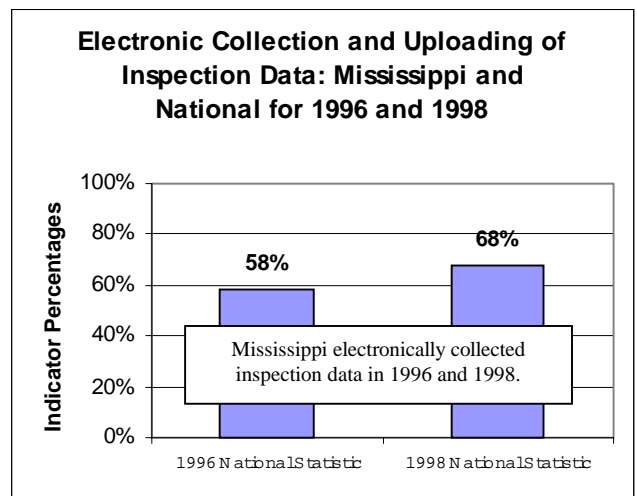
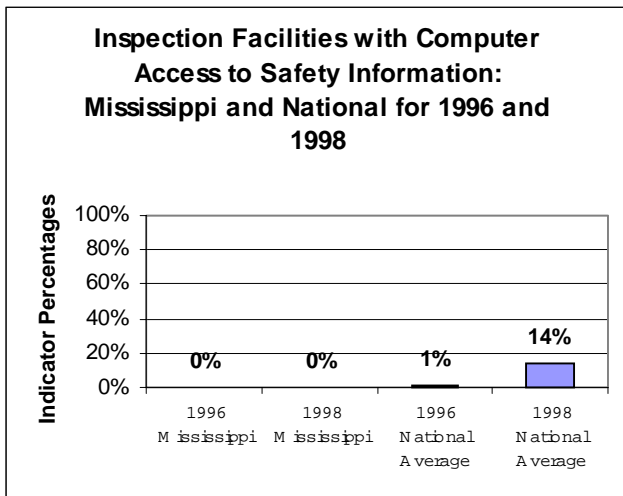


OS/OW



**Safety Information Exchange**

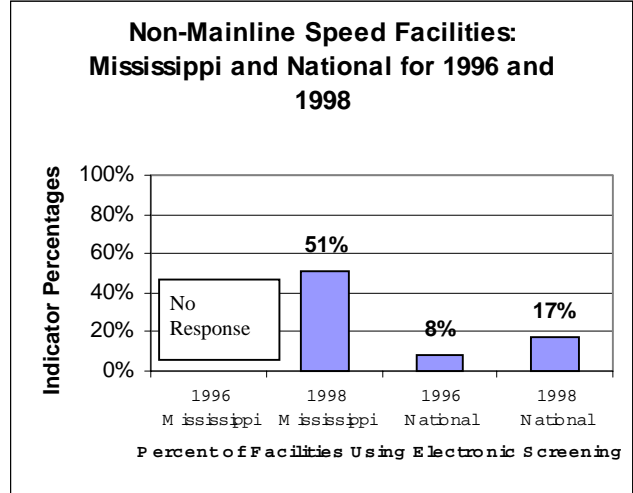
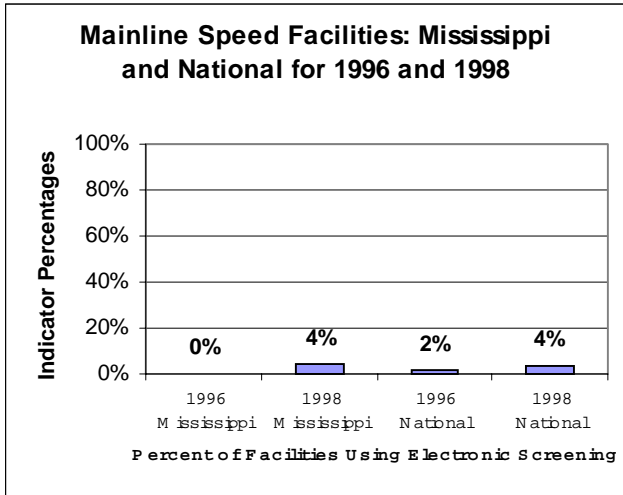
Safety Information Exchange deployment measures (a) the percent of all fixed, mobile, and other inspection stations, that had computer access to safety information in the given year and (b) the percent of all responding states that electronically collected inspection data from the roadside and uploaded it to SafetyNet, or an equivalent system, in the given year.



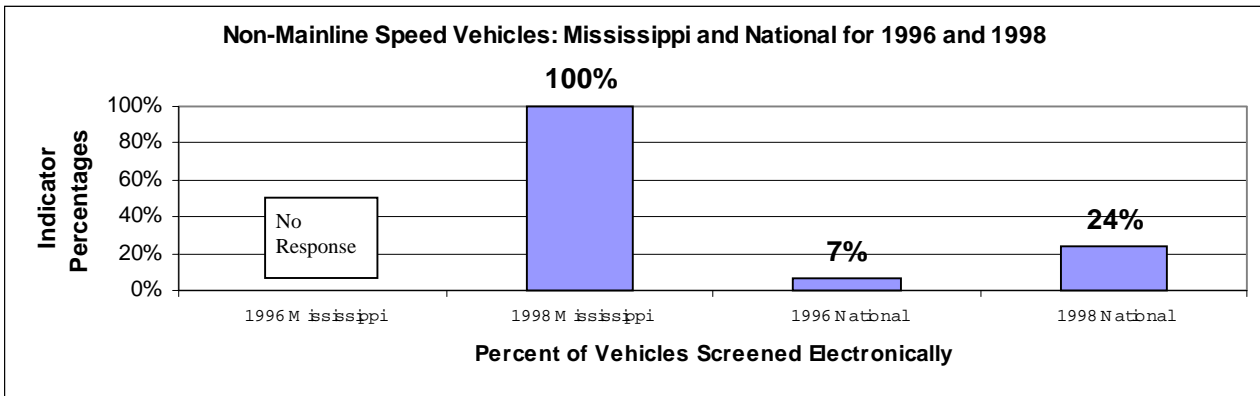
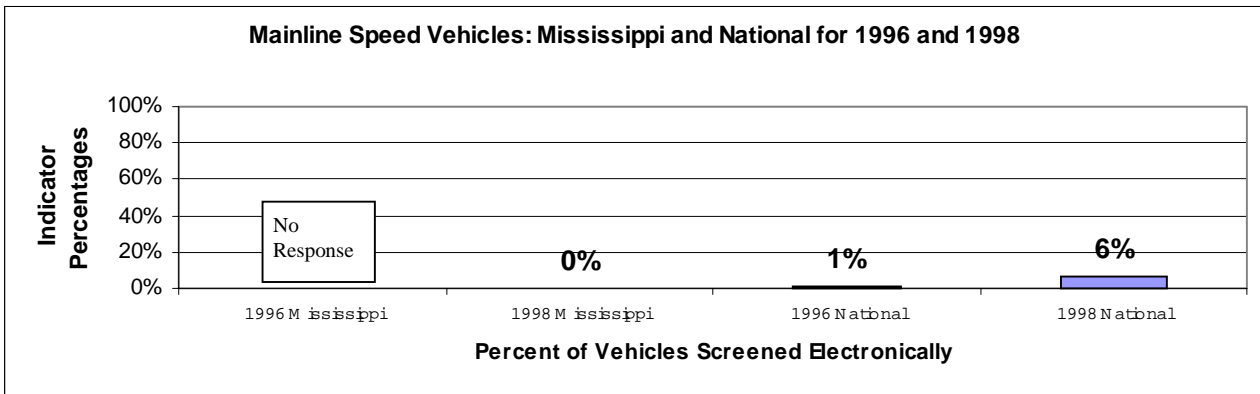
## Roadside Electronic Screening

Roadside Electronic Screening deployment measures (a) the percent of all fixed, mobile, and other inspection stations, that were using electronic screening at mainline or non-mainline speeds in the given year and (b) the percent of all vehicle screenings that were done electronically at mainline or non-mainline speeds in the given year.

### Roadside Facilities



### Vehicles Screened



**Level One Deployment Capabilities**

CVISN Level One Deployment Capabilities are measured in terms of the basic functional requirements and operating systems which support the three CVISN components. The following table presents the national deployment levels of these capabilities, plus the 1996 and 1998 deployment of these indicators for this state. The definitions of Level One Deployment are listed in the "CVISN Level One Deployment" column below.

**Level One Deployment: Mississippi and National for 1996 and 1998**

	CVISN Level One Deployment	National Average	Mississippi	
			Level One Deployment in 1996	Level One Deployment in 1998
		Percent of Responding States with Level One Deployment Capabilities in 1998		
Credential Administration	<i>End-to-End IRP and IFTA Processing</i>	0%	No	No
	<i>Connection to IRP and IFTA Clearinghouses</i>	4%	No	No
Safety Information Exchange	<i>ASPEN or Equivalent</i>	79%	No	Yes
	<i>Connection to SAFER</i>	30%	No	No
	<i>CVIEW or Equivalent</i>	2%	No	No
Electronic Screening	<i>One or More Fixed or Mobile Sites Equipped for Electronic Screening</i>	68%	No	Yes



## Indicated Plans for the Next Two Years - Mississippi

The following matrices reflect levels of CVISN deployment and plans. The data for each year are drawn from that year's survey. The national average matrices display the percentage of states that fall into each of the six categories for Credential Administration, Safety Information Exchange, and Roadside Electronic Screening. Please note that this section of the report presents different information than that which is contained by the CVISN deployment levels listed above. In contrast to the previous sections that displayed what percentage a state had for the given category, this section is only concerned with whether or not a state had any deployment in the category, regardless of level.

For Credential Administration, "Present" indicates that the state conducted transactions electronically, or was connected to the IFTA or IRP clearinghouses. "Not Present" indicates that none of those were true. "Planned," "Not Planned," or "Undecided" reflect whether or not the state intended to deploy further electronic credential administrative services in the next two years.

For Safety Information Exchange, "Present" indicates that the state was using any of the following: SAFETYNET, ASPEN, SAFER, CVIEW, or had real-time distribution of safety information to computers at roadside. "Not Present" indicates that none of the above were used. "Planned," "Not Planned," or "Undecided" reflect whether or not the state intended to deploy electronic safety information exchange in the next two years.

For Roadside Electronic Screening, "Present" indicates that the state conducted at least some roadside screening electronically. "Not Present" indicates that they did not. "Planned," "Not Planned," or "Undecided" indicates if the state intended to implement mainline or non-mainline roadside electronic screening in the next two years.

*The shaded box indicates the status of Mississippi's plans and level of deployment for the given category. If no shading exists, it is because the state failed to indicate its position.*

### 96-National Credential Administration

	Planned	Not Planned	Undecided	Total
Present	33.3%	0.0%	0.0%	33.3%
Not Present	35.9%	25.6%	5.1%	66.7%
Total	69.2%	25.6%	5.1%	100.0%

### 98-National Credential Administration

	Planned	Not Planned	Undecided	Total
Present	34.9%	2.3%	7.0%	44.2%
Not Present	27.9%	14.0%	14.0%	55.8%
Total	62.8%	16.3%	20.9%	100.0%

### 96-National Safety Information Exchange

	Planned	Not Planned	Undecided	Total
Present	53.8%	20.5%	0.0%	74.4%
Not Present	17.9%	7.7%	0.0%	25.6%
Total	71.8%	28.2%	0.0%	100.0%

### 98-National Safety Information Exchange

	Planned	Not Planned	Undecided	Total
Present	59.1%	4.5%	15.9%	79.5%
Not Present	13.6%	4.5%	2.3%	20.5%
Total	72.7%	9.1%	18.2%	100.0%

### 96-National Roadside Electronic Screening

	Planned	Not Planned	Undecided	Total
Present	42.1%	21.1%	0.0%	63.2%
Not Present	18.4%	18.4%	0.0%	36.8%
Total	60.5%	39.5%	0.0%	100.0%

### 98-National Roadside Electronic Screening

	Planned	Not Planned	Undecided	Total
Present	47.6%	9.5%	11.9%	69.0%
Not Present	19.0%	9.5%	2.4%	31.0%
Total	66.7%	19.0%	14.3%	100.0%

NOTE: Numbers may not sum exactly to totals due to rounding.

## Contact Responsible for Each Survey Portion

### Credential Administration:

George L. Higdon  
Director-Petroleum Tax Division  
MS State Tax commission  
P.O. Box 1033  
Jackson, MS 39215  
Phone: 601-923-7151  
Fax:  
Email: petroleum@msttc.state.ms.us

### Roadside Electronic Screening:

Joe Marshall  
Special Projects Coordinator  
Mississippi Department of Transportation  
P.O. Box 1830  
Jackson, MS 39225  
Phone: 601-359-1697  
Fax: 601-359-5927  
Email: jmarshall@mdot.state.ms.us

### Safety Information Exchange:

Don Bennet  
  
MS Public Service Commission  
P. O. Box 1174  
Jackson, MS 39215  
Phone: 601-961-5465  
Fax:  
Email: