TL
242
.R23
v.2

DOT HS-805-379

:CTS OF RECENT VEHICLE DESIGN CHANGES ON SAFETY PERFORMANCE
Volume II

D. Redmond
B. Schmitz
K. Friedman

KINETIC RESEARCH
(A Division of Minicars, Inc.)
55 Depost Road
Goleta, California 93017

DEPARTMENT OF
TRANSPORTATION
AUG 12 1980
LIBRARY

Contract No. DOT-HS- 7-01759
Contract Amount: $134,000

March 1979
FINAL REPORT

This document is available to the U.S. public through the
National Technical Information Service,
Springfield, Virginia 22161

Prepared For
U.S. DEPARTMENT OF TRANSPORTATION
National Highway Traffic Safety Administration
Washington, D.C. 20590

NOTICE

This document is disseminated under the sponsorship of the Department of Transportation in the interest of information exchange. The United States Government assumes no liability for the contents or use thereof.

TL
242
R23

Technical Report Documentation Page

1. Report No. DOT-HS-805-379	2. Government Accession No.	3. Recipient's Catalog No.
4. Title and Subtitle Effects of Recent Vehicle Design Changes On Safety Performance Volume II		5. Report Date March 1979
		6. Performing Organization Code
7. Author(s) D. Redmond, B. Schmitz, K. Friedman		8. Performing Organization Report No. KR-TR-032
9. Performing Organization Name and Address Kinetic Research (A Division of Minicars, Inc.) 55 Depot Road Goleta, CA 93017		10. Work Unit No. (TRAIS)
		11. Contract or Grant No. DOT-HS-7-01759
12. Sponsoring Agency Name and Address U. S. Department of Transportation National Highway Traffic Safety Administration 400 Seventh St., S.W., Washington, DC 20590		13. Type of Report and Period Covered Interim Report October 1977-March 1979
		14. Sponsoring Agency Code
15. Supplementary Notes		

DEPARTMENT OF TRANSPORTATION
AUG 12 1980
LIBRARY

16. Abstract

Design changes in 1974-1977 model year passenger cars have been identified and a preliminary evaluation has been made of the safety effects of design changes inspired by fuel economy requirements. The 1977 General Motors full-size cars and the Volkswagen Rabbit were found to be the only significant design change vehicles. These vehicles do not demonstrate significantly higher risks of fatality in accidents than do other vehicles of similar weight or roominess. Little change is observer in the aggregate characteristics of the 1974-1977 vehicle fleets, although the effects of the 1977 General Motors downsizing are observable. Methodologies have been implemented for the identification of vehicle design changes, for the calculation of observed fatality rates by make and model, and for the projection of future fatality and injury experience based on perceived trends in vehicle design and sales. There are a number of recommendations for further investigation of the effects of vehicle design on safety and for extension of the work to include 1978 and 1979 Model Year cars, Light Trucks and Vans.

Volume I contains the text.
Volume II contains the appendices.

17. Key Words Automotive Design, Accident Analysis, Fatality Rate, Accident Environment Projections, FARS, Vehicle Downsizing, Simulations	18. Distribution Statement Document is available to the U. S. public through the National Technical Information Service, Springfield, Virginia 22161.

19. Security Classif. (of this report)	20. Security Classif. (of this page)	21. No. of Pages	22. Price
Unclassified	Unclassified	294	

Form DOT F 1700.7 (8-72)

Reproduction of completed page authorized

METRIC CONVERSION FACTORS

Approximate Conversions to Metric Measures

Symbol	When You Know	Multiply by	To Find	Symbol
		LENGTH		
in	inches	*2.5	centimeters	cm
ft	feet	30	centimeters	cm
yd	yards	0.9	meters	m
mi	miles	1.6	kilometers	km
		AREA		
in^2	square inches	6.5	square centimeters	cm^2
ft^2	square feet	0.09	square meters	m^2
yd^2	square yards	0.8	square meters	m^2
mi^2	square miles	2.8	square kilometers	km^2
	acres	0.4	hectares	ha
		MASS (weight)		
oz	ounces	28	grams	g
lb	pounds	0.45	kilograms	kg
	short tons (2000 lb)	0.9	tonnes	t
		VOLUME		
tsp	teaspoons	5	milliliters	ml
Tbsp	tablespoons	15	milliliters	ml
fl oz	fluid ounces	30	milliliters	ml
c	cups	0.24	liters	l
pt	pints	0.47	liters	l
qt	quarts	0.95	liters	l
gal	gallons	3.8	liters	l
ft^3	cubic feet	0.03	cubic meters	m^3
yd^3	cubic yards	0.76	cubic meters	m^3
		TEMPERATURE (exact)		
°F	Fahrenheit temperature	5/9 (after subtracting 32)	Celsius temperature	°C

*1 in = 2.54 (exactly). For other exact conversions and more detailed tables, see NBS Misc. Publ. 286, Units of Weights and Measures, Price $2.25, SD Catalog No. C13.10:286.

Approximate Conversions from Metric Measures

Symbol	When You Know	Multiply by	To Find	Symbol
		LENGTH		
mm	millimeters	0.04	inches	in
cm	centimeters	0.4	inches	in
m	meters	3.3	feet	ft
m	meters	1.1	yards	yd
km	kilometers	0.6	miles	mi
		AREA		
cm^2	square centimeters	0.16	square inches	in^2
m^2	square meters	1.2	square yards	yd^2
km^2	square kilometers	0.4	square miles	mi^2
ha	hectares (10,000 m^2)	2.5	acres	
		MASS (weight)		
g	grams	0.035	ounces	oz
kg	kilograms	2.2	pounds	lb
t	tonnes (1000 kg)	1.1	short tons	
		VOLUME		
ml	milliliters	0.03	fluid ounces	fl oz
l	liters	2.1	pints	pt
l	liters	1.06	quarts	qt
l	liters	0.26	gallons	gal
m^3	cubic meters	35	cubic feet	ft^3
m^3	cubic meters	1.3	cubic yards	yd^3
		TEMPERATURE (exact)		
°C	Celsius temperature	9/5 (then add 32)	Fahrenheit temperature	°F

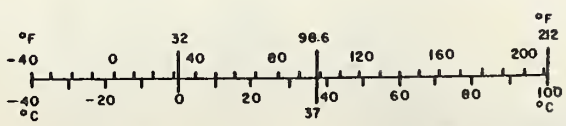

TABLE OF CONTENTS

APPENDIX	TITLE	PAGE
A	RANKING OF CHANGES IN CURB WEIGHT 1974 TO 1977 MODEL YEAR PASSENGER CARS	A-O
B	UNRANKED TABULATION OF SCALED FRACTIONAL CHANGES IN ALL PARAMETERS 1974 TO 1977 MODEL YEAR PASSENGER CARS	B-O
C	RANKED DIFFERENCES OF SUBJECT MODELS FROM MODELS OF SIMILAR ROOMINESS	C-O
D	MODELS MOST SIMILAR TO GIVEN MODELS BASED ON AVERAGE SCALED FRACTIONAL DIFFERENCE OVER NINE DESIGN PARAMETERS	D-O
E	MAKE AND MODEL CODING TABLES FARS AND VW ENGINEERING MODEL DATA BASE	E-O
F	EXCERPTS FROM APRIL 1978 PROGRESS REPORT	F-O
G	OUTPUT FROM RUN 1 AND 2 OF THE KRAESP MODEL	G-O
H	COMPARISON OF ALTERNATIVE INPUT DATA TO THE KRAESP MODEL	H-O

MODEL NAME	SCALED FRACTIONAL CHANGE IN CURB WEIGHT	POPULATION WEIGHTED SCALED FRACTIONAL CHANGE IN CURB WEIGHT	AVERAGE SCALED FRACTIONAL CHANGE IN ALL PARAMETERS	POPULATION WEIGHTED AVERAGE SCALED FRACTIONAL CHANGE IN ALL PARAMETERS
DATSUN 260Z	.125	6864.180	.067	3696.303
SATELLITE/FURY	.049	6783.239	.040	5546.967
COROLLA	.097	14665.534	.038	5747.039
MG	.008	243.800	.035	1107.011
OPEL	.008	494.662	.034	2125.806
MATADOR	.027	2248.200	.030	2491.198
FIAT	.038	3752.823	.027	2646.114
CAPRI II	.083	5304.440	.025	1610.692
MAZDA	.021	1189.827	.023	1313.460
HONDA	.081	7010.062	.023	2001.013
DATSUN 710	.074	3629.413	.023	1109.186
FURY/GRAND FURY	.035	3513.586	.023	2281.678
MONACO	.022	1344.351	.022	1353.607
MONTEGO	.050	4012.179	.021	1701.043
COUGAR	.017	1333.191	.021	1630.787
BONNEVILLE	.013	408.580	.021	670.401
LTD/GALAXIE	.029	11570.389	.019	7808.932
TORINO	.040	12889.369	.019	6124.966
APOLLO/SKYLARK	-.022	-1385.343	.019	1219.995
FLEETWOOD	.004	92.769	.019	388.877
VOLVO	.015	1132.357	.019	1415.919
CHRGR/CRNT/MONACO	.062	8091.021	.018	2343.810
PORSCHE	.027	584.969	.016	339.830
DELTA 88	-.001	-150.808	.016	2313.733
MARQUIS	.002	179.255	.015	1071.144
MARK II	.005	66.330	.015	196.068
CORONA	.061	3630.042	.014	821.655
OMEGA	.024	1130.582	.014	642.425
SUBARU	.019	669.027	.014	504.759
CATALINA	.010	1028.946	.014	1446.361

TABLE
DESIGN CHANGES 1974-1975
RANKED BY AVERAGE CHANGE IN ALL PARAMETERS (SCALED)

MODEL NAME	CURB WEIGHT	WEIGHTED CURB WEIGHT	AVERAGE	WEIGHTED AVERAGE
PINTO	.050	20469.480	.013	5277.279
AUDI	-.016	-953.819	.013	779.337
NEW YORKER	.010	268.631	.013	350.554
TOWN&COUNTRY	.006	47.626	.012	89.195
NEWPORT	.001	79.793	.012	748.460
COMET	.032	2679.671	.012	973.283
COLT	.030	1817.220	.012	757.154
GRAND PRIX	-.013	-1234.542	.012	1207.839
VENTURA	.029	2018.216	.012	838.560
CENTURY	-.021	-4013.585	.011	2229.692
CUTLASS	-.042	-13964.038	.011	3591.439
THUNDERBIRD	.009	461.754	.011	570.716
DATSUN B210	.040	5093.277	.011	1416.952
DATSUN 610	.042	1372.461	.010	309.890
MAVERICK	.032	7712.802	.010	2296.287
GRAND VILLE	.005	167.891	.010	355.685
ELECTRA	.000	-42.126	.009	938.910
TORONADO	-.003	-69.648	.009	232.759
CELICA	.020	1522.314	.009	717.720
CONTINENTAL	.010	488.854	.008	383.750
BEETLE	.003	699.988	.008	1627.394
VALIANT	.004	1677.650	.008	2850.780
LEMANS	.008	1108.759	.008	1124.914
IMPALA/CAPRICE	.005	2728.104	.007	3863.828
LESABRE	.006	662.057	.007	855.531
MALIBU	.013	4517.932	.007	2655.633
DART	.003	905.397	.007	1928.928
IMPERIAL	.019	212.206	.007	80.019
MARKIV	.017	926.194	.007	358.465
NOVA	.011	3950.029	.006	2268.401

TABLE
DESIGN CHANGES 1974-1975
RANKED BY AVERAGE CHANGE IN ALL PARAMETERS (SCALED)

MODEL NAME	CURB WEIGHT	WEIGHTED CURB WEIGHT	AVERAGE	WEIGHTED AVERAGE
ESTATE WAGON	-.008	-122.447	.006	86.885
RIVIERA	-.009	-175.889	.005	96.816
VISTA CRUISER	.000	.000	.005	67.894
CAMARO	.014	2063.934	.005	757.083
VEGA	.013	4943.260	.005	1949.405
MUSTANG II	.032	9698.786	.005	1629.849
FIREBIRD	.027	2059.191	.005	395.983
DASHER	.026	1069.151	.005	213.971
DEVILLE	.025	4874.437	.005	920.598
ELDORADO	.024	1102.229	.005	205.784
CALAIS	.023	195.237	.004	36.330
HORNET	.024	3359.790	.003	373.310
CORVETTE	.014	535.433	.002	59.493
MONTE CARLO	.001	468.990	.002	545.494
98	-.002	-144.750	.001	100.390
GREMLIN	.007	828.953	.001	115.657
OTHER MAKE	.000	.000	.000	.000

TABLE
DESIGN CHANGES 1974-1975
RANKED BY AVERAGE CHANGE IN ALL PARAMETERS (SCALED)

MODEL NAME	CURB WEIGHT	WEIGHTED CURB WEIGHT	AVERAGE	WEIGHTED AVERAGE
LTD/GALAXIE	.029	11570.389	.019	7808.932
TORINO	.040	12889.369	.019	6124.966
COROLLA	.097	14665.534	.038	5747.039
SATELLITE/FURY	.049	6783.239	.040	5546.967
PINTO	.050	20469.480	.013	5277.279
IMPALA/CAPRICE	.005	2728.104	.007	3863.828
DATSUN 260Z	.125	6864.180	.067	3696.303
CUTLASS	-.042	-13964.038	.011	3591.439
VALIANT	.004	1677.650	.008	2850.780
MALIBU	.013	4517.932	.007	2655.633
FIAT	.038	3752.823	.027	2646.114
MATADOR	.027	2248.200	.030	2491.198
CHRGR/CRNT/MONACO	.062	8091.021	.018	2343.810
DELTA 88	-.001	-150.808	.016	2313.733
MAVERICK	.032	7712.802	.010	2296.287
FURY/GRAND FURY	.035	3513.586	.023	2281.678
NOVA	.011	3950.029	.006	2268.401
CENTURY	-.021	-4013.585	.011	2229.692
OPEL	.008	494.662	.034	2125.806
HONDA	.081	7010.062	.023	2001.013
VEGA	.013	4943.260	.005	1949.405
DART	.003	905.397	.007	1928.928
MONTEGO	.050	4012.179	.021	1701.043
COUGAR	.017	1333.191	.021	1630.787
MUSTANG II	.032	9698.786	.005	1629.849
BEETLE	.003	699.988	.008	1627.394
CAPRI II	.083	5304.440	.025	1610.692
CATALINA	.010	1028.946	.014	1446.361
DATSUN B210	.040	5093.277	.011	1416.952
VOLVO	.015	1132.357	.019	1415.919

TABLE
DESIGN CHANGES 1974-1975
RANKED BY AVERAGE CHANGE IN ALL PARAMETERS (SCALED)
WEIGHTED BY AVERAGE NORMALIZED REGISTRATIONS

MODEL NAME	CURB WEIGHT	WEIGHTED CURB WEIGHT	AVERAGE	WEIGHTED AVERAGE
MONACO	.022	1344.351	.022	1353.607
MAZDA	.021	1189.827	.023	1313.460
APOLLO/SKYLARK	-.022	-1385.343	.019	1218.995
GRAND PRIX	-.013	-1234.542	.012	1207.839
LEMANS	.008	1108.759	.008	1124.914
DATSUN 710	.074	3629.413	.023	1109.186
MG	.008	243.800	.035	1107.011
MARQUIS	.002	179.255	.015	1071.144
COMET	.032	2679.671	.012	973.283
ELECTRA	.000	-42.126	.009	938.910
DEVILLE	.025	4873.437	.005	920.598
LESABRE	.006	662.057	.007	855.531
VENTURA	.029	2018.216	.012	838.560
CORONA	.061	3630.042	.014	821.655
AUDI	-.016	-953.819	.013	779.337
COLT	.030	1817.220	.012	757.154
CAMARO	.014	2033.934	.005	757.083
NEWPORT	.001	79.793	.012	748.460
CELICA	.020	1522.314	.009	717.720
BONNEVILLE	.013	408.580	.021	670.401
OMEGA	.024	1130.582	.014	642.425
THUNDERBIRD	.009	461.754	.011	570.716
MONTE CARLO	.001	468.990	.002	545.494
SUBARU	.019	669.027	.014	504.759
FIREBIRD	.027	2059.191	.005	395.983
FLEETWOOD	.004	92.769	.019	388.877
CONTINENTAL	.010	488.854	.008	383.750
HORNET	.024	3359.790	.003	373.310
MARKIV	.017	926.194	.007	358.465
GRAND VILLE	.005	167.891	.010	355.685

TABLE
DESIGN CHANGES 1974-1975
RANKED BY AVERAGE CHANGE IN ALL PARAMETERS (SCALED)
WEIGHTED BY AVERAGE NORMALIZED REGISTRATIONS

MODEL NAME	CURB WEIGHT	WEIGHTED CURB WEIGHT	AVERAGE	WEIGHTED AVERAGE
NEW YORKER	.010	268.631	.013	350.554
PORSCHE	.027	584.969	.016	339.830
DATSUN 610	.042	1372.461	.010	309.890
TORONADO	-.003	-69.648	.009	232.759
DASHER	.026	1069.151	.005	213.971
ELDORADO	.024	1102.229	.005	205.784
MARK II	.005	66.330	.015	196.068
GREMLIN	.007	828.956	.001	115.657
98	-.002	-144.750	.001	100.390
RIVIERA	-.009	-175.889	.005	96.816
TOWN&COUNTRY	.006	47.626	.012	89.195
ESTATE WAGON	-.008	-122.447	.006	86.885
IMPERIAL	.019	212.206	.007	80.019
VISTA CRUISER	.000	.000	.005	67.894
CORVETTE	.014	535.433	.002	59.493
CALAIS	.023	195.237	.004	36.330
OTHER MAKE	.000	.000	.000	.000

TABLE
DESIGN CHANGES 1974-1975
RANKED BY AVERAGE CHANGE IN ALL PARAMETERS (SCALED)
WEIGHTED BY AVERAGE NORMALIZED REGISTRATIONS

MODEL NAME	CURB WEIGHT	WEIGHTED CURB WEIGHT	AVERAGE	WEIGHTED AVERAGE
DATSUN 260Z	.125	6864.180	.067	3696.303
COROLLA	.097	14665.534	.038	5747.039
CAPRI II	.083	5304.440	.025	1610.692
HONDA	.081	7010.062	.023	2001.013
DATSUN 710	.074	3629.413	.023	1109.186
CHRGR/CRNT/MONACO	.062	8091.021	.018	2343.810
CORONA	.061	3630.042	.014	821.655
MONTEGO	.050	4012.179	.021	1701.043
PINTO	.050	20469.480	.013	5277.279
SATELLITE/FURY	.049	6783.239	.040	5546.967
CUTLASS	-.042	-13964.038	.011	3591.439
DATSUN 610	.042	1372.461	.010	309.890
DATSUN B210	.040	5093.277	.011	1416.952
TORINO	.040	12889.369	.019	6124.966
FIAT	.038	3752.823	.027	2646.114
FURY/GRAND FURY	.035	3513.586	.023	2281.678
MAVERICK	.032	7712.802	.010	2296.287
MUSTANG II	.032	9698.786	.005	1629.849
COMET	.032	2679.671	.012	973.283
COLT	.030	1817.220	.012	757.154
LTD/GALAXIE	.029	11570.389	.019	7808.932
VENTURA	.029	2018.216	.012	838.560
FIREBIRD	.027	2059.191	.005	395.983
PORSCHE	.027	584.969	.016	339.830
MATADOR	.027	2248.200	.030	2491.198
DASHER	.026	1069.151	.005	213.971
DEVILLE	.025	4873.437	.005	920.598
ELDORADO	.024	1102.229	.005	205.784
OMEGA	.024	1130.582	.014	642.425
HORNET	.024	3359.790	.003	373.310

TABLE
DESIGN CHANGES 1974-1975
RANKED BY CHANGE IN CURB WEIGHT (SCALED)

MODEL NAME	CURB WEIGHT	WEIGHTED CURB WEIGHT	AVERAGE	WEIGHTED AVERAGE
CALAIS	.023	195.237	.004	36.330
MONACO	.022	1344.351	.022	1353.607
APOLLO/SKYLARK	-.022	-1385.343	.019	1218.995
CENTURY	-.021	-4013.585	.011	2229.692
MAZDA	.021	1189.827	.023	1313.460
CELICA	.020	1522.314	.009	717.720
SUBARU	.019	669.027	.014	504.759
IMPERIAL	.019	212.206	.007	80.019
MARKIV	.017	926.194	.007	358.465
COUGAR	.017	1333.191	.021	1630.787
AUDI	-.016	-953.819	.013	779.337
VOLVO	.015	1132.357	.019	1415.919
CORVETTE	.014	535.433	.002	59.493
CAMARO	.014	2033.934	.005	757.083
MALIBU	.013	4517.932	.007	2655.633
VEGA	.013	4943.260	.005	1949.405
GRAND PRIX	-.013	-1234.542	.012	1207.839
BONNEVILLE	.013	408.580	.021	670.401
NOVA	.011	3950.029	.006	2268.401
CATALINA	.010	1028.946	.014	1446.361
CONTINENTAL	.010	488.854	.008	383.750
NEW YORKER	.010	268.631	.013	350.554
THUNDERBIRD	.009	461.754	.011	570.716
RIVIERA	-.009	-175.889	.005	96.816
ESTATE WAGON	-.008	-122.447	.006	86.885
LEMANS	.008	1108.759	.008	1124.914
OPEL	.008	494.662	.034	2125.806
MG	.008	243.800	.035	1107.011
GREMLIN	.007	828.953	.001	115.657
TOWN&COUNTRY	.006	47.626	.012	89.195

TABLE
DESIGN CHANGES 1974-1975
RANKED BY CHANGE IN CURB WEIGHT (SCALED)

MODEL NAME	CURB WEIGHT	WEIGHTED CURB WEIGHT	AVERAGE	WEIGHTED AVERAGE
LESABRE	.006	662.057	.007	855.531
GRAND VILLE	.005	167.891	.010	355.685
IMPALA/CAPRICE	.005	2728.104	.007	3863.828
MARK II	.005	66.330	.015	196.068
FLEETWOOD	.004	92.769	.019	388.877
VALIANT	.004	1677.650	.008	2850.780
TORONADO	-.003	-69.648	.009	232.759
DART	.003	905.397	.007	1928.928
BEETLE	.003	699.988	.008	1627.394
MARQUIS	.002	179.255	.015	1071.144
98	-.002	-144.750	.001	100.390
DELTA 88	-.001	-150.808	.016	2313.733
MONTE CARLO	.001	468.990	.002	545.494
NEWPORT	.001	79.793	.012	748.460
VISTA CRUISER	.000	.000	.005	67.894
OTHER MAKE	.000	.000	.000	.000
ELECTRA	.000	-42.126	.009	938.910

TABLE
DESIGN CHANGES 1974-1975
RANKED BY CHANGE IN CURB WEIGHT (SCALED)

MODEL NAME	CURB WEIGHT	WEIGHTED CURB WEIGHT	AVERAGE	WEIGHTED AVERAGE
PINTO	.050	20469.480	.013	5277.279
COROLLA	.097	14665.534	.038	5747.039
CUTLASS	-.042	-13964.038	.011	3591.439
TORINO	.040	12889.369	.019	6124.966
LTD/GALAXIE	.029	11570.389	.019	7808.932
MUSTANG II	.032	9698.786	.005	1629.849
CHRGR/CRNT/MONACO	.062	8091.021	.018	2343.810
MAVERICK	.032	7712.802	.010	2296.287
HONDA	.081	7010.062	.023	2001.013
DATSUN 260Z	.125	6864.180	.067	3696.303
SATELLITE/FURY	.049	6783.239	.040	5546.967
CAPRI II	.083	5304.440	.025	1610.692
DATSUN B210	.040	5093.277	.011	1416.952
VEGA	.013	4943.260	.005	1949.405
DEVILLE	.025	4873.437	.005	920.598
MALIBU	.013	4517.932	.007	2655.633
CENTURY	-.021	-4013.585	.011	2229.692
MONTEGO	.050	4012.179	.021	1701.043
NOVA	.011	3950.029	.006	2268.401
FIAT	.038	3752.823	.027	2646.114
CORONA	.061	3630.042	.014	821.655
DATSUN 710	.074	3629.413	.023	1109.186
FURY/GRAND FURY	.035	3513.586	.023	2281.678
HORNET	.024	3359.790	.003	373.310
IMPALA/CAPRICE	.005	2728.104	.007	3863.828
COMET	.032	2679.671	.012	973.283
MATADOR	.027	2248.200	.030	2491.198
FIREBIRD	.027	2059.191	.005	395.983
CAMARO	.014	2033.934	.005	757.083
VENTURA	.029	2018.216	.012	838.560

TABLE
DESIGN CHANGES 1974-1975
RANKED BY CHANGE IN CURB WEIGHT (SCALED)
WEIGHTED BY AVERAGE NORMALIZED REGISTRATIONS

MODEL NAME	CURB WEIGHT	WEIGHTED CURB WEIGHT	AVERAGE	WEIGHTED AVERAGE
COLT	.030	1817.220	.012	757.154
VALIANT	.004	1677.650	.008	2850.780
CELICA	.020	1522.314	.009	717.720
APOLLO/SKYLARK	-.022	-1385.343	.019	1218.995
DATSUN 610	.042	1372.461	.010	309.890
MONACO	.022	1344.351	.022	1353.607
COUGAR	.017	1333.191	.021	1630.787
GRAND PRIX	-.013	-1234.542	.012	1207.839
MAZDA	.021	1189.827	.023	1313.460
VOLVO	.015	1132.357	.019	1415.919
OMEGA	.024	1130.582	.014	642.425
LEMANS	.008	1108.759	.008	1124.914
ELDORADO	.024	1102.229	.005	205.784
DASHER	.026	1069.151	.005	213.971
CATALINA	.010	1028.946	.014	1446.361
AUDI	-.016	-953.819	.013	779.337
MARKIV	.017	926.194	.007	358.465
DART	.003	905.397	.007	1928.928
GREMLIN	.007	828.953	.001	115.657
BEETLE	.003	699.988	.008	1627.394
SUBARU	.019	669.027	.014	504.759
LESABRE	.006	662.057	.007	855.531
PORSCHE	.027	584.969	.016	339.830
CORVETTE	.014	535.433	.002	59.493
OPEL	.008	494.662	.034	2125.806
CONTINENTAL	.010	488.854	.008	383.750
MONTE CARLO	.001	468.990	.002	545.494
THUNDERBIRD	.009	461.754	.011	570.716
BONNEVILLE	.013	408.580	.021	670.401
NEW YORKER	.010	268.631	.013	350.554

TABLE
DESIGN CHANGES 1974-1975
RANKED BY CHANGE IN CURB WEIGHT (SCALED)
WEIGHTED BY AVERAGE NORMALIZED REGISTRATIONS

MODEL NAME	CURB WEIGHT	WEIGHTED CURB WEIGHT	AVERAGE	WEIGHTED AVERAGE
MG	.008	243.800	.035	1107.011
IMPERIAL	.019	212.206	.007	80.019
CALAIS	.023	195.237	.004	36.330
MARQUIS	.002	179.255	.015	1071.144
RIVIERA	-.009	-175.889	.005	96.816
GRAND VILLE	.005	167.891	.010	355.685
DELTA 88	-.001	-150.808	.016	2313.733
98	-.002	-144.750	.001	100.390
ESTATE WAGON	-.008	-122.447	.006	86.885
FLEETWOOD	.004	92.769	.019	388.877
NEWPORT	.001	79.793	.012	748.460
TORONADO	-.003	-69.648	.009	232.759
MARK II	.005	66.330	.015	196.068
TOWN&COUNTRY	.006	47.626	.012	89.195
ELECTRA	.000	-42.126	.009	938.910
VISTA CRUISER	.000	.000	.005	67.894
OTHER MAKE	.000	.000	.000	.000

TABLE
DESIGN CHANGES 1974-1975
RANKED BY CHANGE IN CURB WEIGHT (SCALED)
WEIGHTED BY AVERAGE NORMALIZED REGISTRATIONS

MODEL NAME	CURB WEIGHT	WEIGHTED CURB WEIGHT	AVERAGE	WEIGHTED AVERAGE
OPEL	-.069	-1655.574	.118	2838.553
DATSUN 710	-.038	-1840.650	.049	2366.184
PORSCHE	.054	798.582	.043	644.400
COLT	.010	541.236	.035	1957.232
VOLVO	.040	2583.496	.035	2280.283
DATSUN 260Z	-.036	-1846.933	.033	1683.203
SCIROCCO	.062	1105.285	.033	587.576
MAZDA	-.041	-1242.330	.031	961.005
MG	-.019	-569.528	.031	912.532
MARK II	-.039	-192.207	.027	133.942
NEW YORKER	.035	1110.601	.024	775.296
COMET	.004	173.468	.024	1017.959
AUDI	-.006	-251.937	.023	1026.889
APOLLO/SKYLARK	-.023	-2257.823	.023	2256.986
CELICA	-.012	-1073.029	.020	1761.306
MARKIV	-.020	-1070.593	.020	1110.638
ASTRE	-.008	-450.849	.019	1127.105
THUNDERBIRD	-.015	-759.971	.018	860.820
HONDA	.020	2924.030	.018	2617.999
FIAT	.023	2000.623	.017	1473.080
MATADOR	.005	270.237	.016	873.115
MARQUIS	-.021	-1954.498	.016	1487.573
CENTURY	-.021	-5623.844	.016	4254.658
RIVIERA	-.001	-13.787	.016	316.828
MONZA	-.041	-5202.430	.015	1837.273
TOWN&COUNTRY	.003	19.983	.015	87.954
FLEETWOOD	.001	27.699	.015	377.040
DATSUN 610	-.044	-669.638	.014	218.005
VEGA	.017	3427.954	.014	2826.553
BONNEVILLE	-.020	-1045.826	.014	751.439

TABLE
DESIGN CHANGES 1975-1976
RANKED BY AVERAGE CHANGE IN ALL PARAMETERS (SCALED)

MODEL NAME	CURB WEIGHT	WEIGHTED CURB WEIGHT	AVERAGE	WEIGHTED AVERAGE
SATELLITE/FURY	.017	1872.379	.013	1433.998
MUSTANG II	-.011	-2137.816	.013	2612.050
LTD/GALAXIE	-.014	-5251.416	.013	5022.526
MAVERICK	.004	626.379	.012	1929.910
ESTATE WAGON	.005	95.732	.012	222.391
PACER	.020	1947.531	.012	1168.437
BEETLE	.006	283.742	.012	552.717
DELTA 88	-.018	-2996.125	.012	2040.337
MONACO	.006	249.387	.011	477.290
CUTLASS	.025	10830.305	.011	4714.408
ELECTRA	-.016	-1929.082	.011	1315.191
LESABRE	-.015	-1929.085	.011	1446.068
LEMANS	.012	1296.817	.010	1089.733
GRANADA	.008	3496.095	.010	3988.294
VISTA CRUISER	-.007	-127.843	.010	181.963
DASHER	.044	1287.100	.009	272.601
CORONA	-.003	-114.974	.009	398.213
PINTO	-.013	-3801.320	.009	2555.577
TORINO	-.006	-1224.061	.009	1767.399
MALIBU	.002	629.488	.008	2568.237
TORONADO	-.007	-176.932	.008	207.518
GREMLIN	.016	1006.917	.008	520.849
MONARCH	.006	759.027	.007	937.559
NEWPORT	.022	1140.415	.007	349.807
HORNET	.018	1653.947	.007	673.641
CORDOBA	.022	3939.226	.007	1179.098
CHRGR/CRNT/MONACO	.006	726.712	.007	835.949
COROLLA	.031	6206.363	.007	1424.266
DATSUN B210	.016	2810.653	.007	1277.807
NOVA	-.013	-4108.618	.007	2376.147

TABLE
DESIGN CHANGES 1975-1976
RANKED BY AVERAGE CHANGE IN ALL PARAMETERS (SCALED)

MODEL NAME	CURB WEIGHT	WEIGHTED CURB WEIGHT	AVERAGE	WEIGHTED AVERAGE
CORVETTE	.022	931.169	.007	287.259
GRAND PRIX	.003	594.262	.007	1234.357
FURY/GRAND FURY	.004	225.825	.007	354.529
IMPALA/CAPRICE	.001	645.249	.006	3252.736
OMEGA	-.020	-1061.396	.006	331.015
CONTINENTAL	-.008	-520.949	.006	387.080
DART	-.005	-645.347	.005	615.968
MONTEGO	-.001	-49.964	.005	260.806
VALIANT	-.002	-430.976	.005	793.451
SKYHAWK	.019	694.763	.004	141.126
VENTURA	-.016	-1082.697	.004	276.491
FIREBIRD	-.008	-735.695	.004	406.452
98	-.013	-1332.580	.004	393.188
STARFIRE	.022	746.747	.003	90.081
COUGAR	.005	364.316	.003	255.431
CALAIS	-.008	-63.144	.003	26.707
DEVILLE	-.008	-1581.160	.003	658.096
SUBARU	.002	80.640	.003	122.702
ELITE	-.006	-926.353	.003	459.042
CATALINA	-.011	-873.062	.002	182.422
MONTE CARLO	-.004	-1470.634	.002	804.516
ELDORADO	-.003	-129.536	.002	109.456
BOBCAT	-.005	-236.621	.001	35.437
RABBIT	-.006	-715.793	.001	79.533
CAMARO	.005	905.649	.001	168.610
OTHER MAKE	.000	.000	.000	.000
CAPRI II	.000	-12.414	.000	1.379

TABLE
DESIGN CHANGES 1975-1976
RANKED BY AVERAGE CHANGE IN ALL PARAMETERS (SCALED)

MODEL NAME	CURB WEIGHT	WEIGHTED CURB WEIGHT	AVERAGE	WEIGHTED AVERAGE
LTD/GALAXIE	-.014	-5251.416	.013	5022.526
CUTLASS	.025	10830.305	.011	4714.408
CENTURY	-.021	-5623.844	.016	4254.658
GRANADA	.008	3496.095	.010	3988.294
IMPALA/CAPRICE	.001	645.249	.006	3252.736
OPEL	-.069	-1655.574	.118	2838.553
VEGA	.017	3427.954	.014	2826.553
HONDA	.020	2924.030	.018	2617.999
MUSTANG II	-.011	-2137.816	.013	2612.050
MALIBU	.002	629.488	.008	2568.237
PINTO	-.013	-3801.320	.009	2555.577
NOVA	-.013	-4108.618	.007	2376.147
DATSUN 710	-.038	-1840.650	.049	2366.184
VOLVO	.040	2583.496	.035	2280.283
APOLLO/SKYLARK	-.023	-2257.823	.023	2256.986
DELTA 88	-.018	-2996.125	.012	2040.337
COLT	.010	541.236	.035	1957.232
MAVERICK	.004	626.379	.012	1929.910
MONZA	-.041	-5202.430	.015	1837.273
TORINO	-.006	-1224.061	.009	1767.399
CELICA	-.012	-1073.029	.020	1761.306
DATSUN 260Z	-.036	-1846.933	.033	1683.203
MARQUIS	-.021	-1954.498	.016	1487.573
FIAT	.023	2000.623	.017	1473.080
LESABRE	-.015	-1929.085	.011	1446.068
SATELLITE/FURY	.017	1872.379	.013	1433.998
COROLLA	.031	6206.363	.007	1424.266
ELECTRA	-.016	-1929.082	.011	1315.191
DATSUN B210	.016	2810.653	.007	1277.807
GRAND PRIX	.003	594.262	.007	1234.357

TABLE
DESIGN CHANGES 1975-1976
RANKED BY AVERAGE CHANGE IN ALL PARAMETERS (SCALED)
WEIGHTED BY AVERAGE NORMALIZED REGISTRATIONS

MODEL NAME	CURB WEIGHT	WEIGHTED CURB WEIGHT	AVERAGE	WEIGHTED AVERAGE
CORDOBA	.022	3939.226	.007	1179.098
PACER	.020	1947.531	.012	1168.437
ASTRE	-.008	-450.849	.019	1127.105
MARKIV	-.020	-1070.593	.020	1110.638
LEMANS	.012	1296.817	.010	1089.733
AUDI	-.006	-251.937	.023	1026.889
COMET	.004	173.468	.024	1017.959
MAZDA	-.041	-1242.330	.031	961.005
MONARCH	.006	759.027	.007	937.559
MG	-.019	-569.528	.031	912.532
MATADOR	.005	270.237	.016	873.115
THUNDERBIRD	-.015	-759.971	.018	860.820
CHRGR/CRNT/MONACO	.006	726.712	.007	835.949
MONTE CARLO	-.004	-1470.634	.002	804.516
VALIANT	-.002	-430.976	.005	793.451
NEW YORKER	.035	1110.601	.024	775.296
BONNEVILLE	-.020	-1045.826	.014	751.439
HORNET	.018	1653.947	.007	673.641
DEVILLE	-.008	-1581.160	.003	658.096
PORSCHE	.054	798.582	.043	644.400
DART	-.005	-645.347	.005	615.968
SCIROCCO	.062	1105.285	.033	587.576
BEETLE	.006	283.742	.012	552.717
GREMLIN	.016	1006.917	.008	520.849
MONACO	.006	249.387	.011	477.290
ELITE	-.006	-926.353	.003	459.042
FIREBIRD	-.008	-735.695	.004	406.452
CORONA	-.003	-114.974	.009	398.213
98	-.013	-1332.580	.004	393.188
CONTINENTAL	-.008	-520.949	.006	387.080

TABLE
DESIGN CHANGES 1975-1976
RANKED BY AVERAGE CHANGE IN ALL PARAMETERS (SCALED)
WEIGHTED BY AVERAGE NORMALIZED REGISTRATIONS

MODEL NAME	CURB WEIGHT	WEIGHTED CURB WEIGHT	AVERAGE	WEIGHTED AVERAGE
FLEETWOOD	.001	27.699	.015	377.040
FURY/GRAND FURY	.004	225.825	.007	354.529
NEWPORT	.022	1140.415	.007	349.807
OMEGA	-.020	-1061.396	.006	331.015
RIVIERA	-.001	-13.787	.016	316.828
CORVETTE	.022	931.169	.007	287.259
VENTURA	-.016	-1082.697	.004	276.491
DASHER	.044	1287.100	.009	272.601
MONTEGO	-.001	-49.964	.005	260.806
COUGAR	.005	364.316	.003	255.431
ESTATE WAGON	.005	95.732	.012	222.391
DATSUN 610	-.044	-669.638	.014	218.005
TORONADO	-.007	-176.932	.008	207.518
CATALINA	-.011	-873.062	.002	182.422
VISTA CRUISER	-.007	-127.843	.010	181.963
CAMARO	.005	905.649	.001	168.610
SKYHAWK	.019	694.763	.004	141.126
MARK II	-.039	-192.207	.027	133.942
SUBARU	.002	80.640	.003	122.702
ELDORADO	-.003	-129.536	.002	109.456
STARFIRE	.022	746.747	.003	90.081
TOWN&COUNTRY	.003	19.983	.015	87.954
RABBIT	-.006	-715.793	.001	79.533
BOBCAT	-.005	-236.621	.001	35.437
CALAIS	-.008	-63.144	.003	26.707
CAPRI II	.000	-12.414	.000	1.379
OTHER MAKE	.000	.000	.000	.000

TABLE
DESIGN CHANGES 1975-1976
RANKED BY AVERAGE CHANGE IN ALL PARAMETERS (SCALED)
WEIGHTED BY AVERAGE NORMALIZED REGISTRATIONS

MODEL NAME	CURB WEIGHT	WEIGHTED CURB WEIGHT	AVERAGE	WEIGHTED AVERAGE
OPEL	-.069	-1655.574	.118	2838.553
SCIROCCO	.062	1105.285	.033	587.576
PORSCHE	.054	798.582	.043	644.400
DATSUN 610	-.044	-669.638	.014	218.005
DASHER	.044	1287.100	.009	272.601
MAZDA	-.041	-1242.330	.031	961.005
MONZA	-.041	-5202.430	.015	1837.273
VOLVO	.040	2583.496	.035	2280.283
MARK II	-.039	-192.207	.027	133.942
DATSUN 710	-.038	-1840.650	.049	2366.184
DATSUN 260Z	-.036	-1846.933	.033	1683.203
NEW YORKER	.035	1110.601	.024	775.296
COROLLA	.031	6206.363	.007	1424.266
CUTLASS	.025	10830.305	.011	4714.408
FIAT	.023	2000.623	.017	1473.080
APOLLO/SKYLARK	-.023	-2257.823	.023	2256.986
CORVETTE	.022	931.169	.007	287.259
STARFIRE	.022	746.747	.003	90.081
NEWPORT	.022	1140.415	.007	349.807
CORDOBA	.022	3939.226	.007	1179.098
MARQUIS	-.021	-1954.498	.016	1487.573
CENTURY	-.021	-5623.844	.016	4254.658
BONNEVILLE	-.020	-1045.826	.014	751.439
OMEGA	-.020	-1061.396	.006	331.015
PACER	.020	1947.531	.012	1168.437
MARKIV	-.020	-1070.593	.020	1110.638
HONDA	.020	2924.030	.018	2617.999
MG	-.019	-569.528	.031	912.532
SKYHAWK	.019	694.763	.004	141.126
HORNET	.018	1653.947	.007	673.641

TABLE
DESIGN CHANGES 1975-1976
RANKED BY CHANGE IN CURB WEIGHT (SCALED)

MODEL NAME	CURB WEIGHT	WEIGHTED CURB WEIGHT	AVERAGE	WEIGHTED AVERAGE
MONARCH	.006	759.027	.007	937.559
AUDI	-.006	-251.937	.023	1026.889
ELITE	-.006	-926.353	.003	459.042
TORINO	-.006	-1224.061	.009	1767.399
CAMARO	.005	905.649	.001	168.610
ESTATE WAGON	.005	95.732	.012	222.391
BOBCAT	-.005	-236.621	.001	35.437
COUGAR	.005	364.316	.003	255.431
MATADOR	.005	270.237	.016	873.115
DART	-.005	-645.347	.005	615.968
COMET	.004	173.468	.024	1017.959
FURY/GRAND FURY	.004	225.825	.007	354.529
MONTE CARLO	-.004	-1470.634	.002	804.516
MAVERICK	.004	626.379	.012	1929.910
GRAND PRIX	.003	594.262	.007	1234.357
ELDORADO	-.003	-129.536	.002	109.456
TOWN&COUNTRY	.003	19.983	.015	87.954
CORONA	-.003	-114.974	.009	398.213
SUBARU	.002	80.640	.003	122.702
VALIANT	-.002	-430.976	.005	793.451
MALIBU	.002	629.488	.008	2568.237
IMPALA/CAPRICE	.001	645.249	.006	3252.736
RIVIERA	-.001	-13.787	.016	316.828
FLEETWOOD	.001	27.699	.015	377.040
MONTEGO	-.001	-49.964	.005	260.806
OTHER MAKE	.000	.000	.000	.000
CAPRI II	.000	-12.414	.000	1.379

TABLE
DESIGN CHANGES 1975-1976
RANKED BY CHANGE IN CURB WEIGHT (SCALED)

MODEL NAME	CURB WEIGHT	WEIGHTED CURB WEIGHT	AVERAGE	WEIGHTED AVERAGE
DELTA 88	-.018	-2996.125	.012	2040.337
SATELLITE/FURY	.017	1872.379	.013	1433.998
VEGA	.017	3427.954	.014	2826.553
ELECTRA	-.016	-1929.082	.011	1315.191
VENTURA	-.016	-1082.697	.004	276.491
GREMLIN	.016	1006.917	.008	520.849
DATSUN B210	.016	2810.653	.007	1277.807
LESABRE	-.015	-1929.085	.011	1446.068
THUNDERBIRD	-.015	-759.971	.018	860.820
LTD/GALAXIE	-.014	-5251.416	.013	5022.526
PINTO	-.013	-3801.320	.009	2555.577
NOVA	-.013	-4108.618	.007	2376.147
98	-.013	-1332.580	.004	393.188
CELICA	-.012	-1073.029	.020	1761.306
LEMANS	.012	1296.817	.010	1089.733
MUSTANG II	-.011	-2137.816	.013	2612.050
CATALINA	-.011	-873.062	.002	182.422
COLT	.010	541.236	.035	1957.232
CONTINENTAL	-.008	-520.949	.006	387.080
DEVILLE	-.008	-1581.160	.003	658.096
CALAIS	-.008	-63.144	.003	26.707
FIREBIRD	-.008	-735.695	.004	406.452
ASTRE	-.008	-450.849	.019	1127.105
GRANADA	.008	3496.095	.010	3988.294
TORONADO	-.007	-176.932	.008	207.518
VISTA CRUISER	-.007	-127.843	.010	181.963
RABBIT	-.006	-715.793	.001	79.533
BEETLE	.006	283.742	.012	552.717
CHRGR/CRNT/MONACO	.006	726.712	.007	835.949
MONACO	.006	249.387	.011	477.290

TABLE
DESIGN CHANGES 1975-1976
RANKED BY CHANGE IN CURB WEIGHT (SCALED)

MODEL NAME	CURB WEIGHT	WEIGHTED CURB WEIGHT	AVERAGE	WEIGHTED AVERAGE
CUTLASS	.025	10830.305	.011	4714.408
COROLLA	.031	6206.363	.007	1424.266
CENTURY	-.021	-5623.844	.016	4254.658
LTD/GALAXIE	-.014	-5251.416	.013	5022.526
MONZA	-.041	-5202.430	.015	1837.273
NOVA	-.013	-4108.618	.007	2376.147
CORDOBA	.022	3939.226	.007	1179.098
PINTO	-.013	-3801.320	.009	2555.577
GRANADA	.008	3496.095	.010	3988.294
VEGA	.017	3427.954	.014	2826.553
DELTA 88	-.018	-2996.125	.012	2040.337
HONDA	.020	2924.030	.018	2617.999
DATSUN B210	.016	2810.653	.007	1277.807
VOLVO	.040	2583.496	.035	2280.283
APOLLO/SKYLARK	-.023	-2257.823	.023	2256.986
MUSTANG II	-.011	-2137.816	.013	2612.050
FIAT	.023	2000.623	.017	1473.080
MARQUIS	-.021	-1954.498	.016	1487.573
PACER	.020	1947.531	.012	1168.437
LESABRE	-.015	-1929.085	.011	1446.068
ELECTRA	-.016	-1929.082	.011	1315.191
SATELLITE/FURY	.017	1872.379	.013	1433.998
DATSUN 260Z	-.036	-1846.933	.033	1683.203
DATSUN 710	-.038	-1840.650	.049	2366.184
OPEL	-.069	-1655.574	.118	2838.553
HORNET	.018	1653.947	.007	673.641
DEVILLE	-.008	-1581.160	.003	658.096
MONTE CARLO	-.004	-1470.634	.002	804.516
98	-.013	-1332.580	.004	393.188
LEMANS	.012	1296.817	.010	1089.733

TABLE
DESIGN CHANGES 1975-1976
RANKED BY CHANGE IN CURB WEIGHT (SCALED)
WEIGHTED BY AVERAGE NORMALIZED REGISTRATIONS

MODEL NAME	CURB WEIGHT	WEIGHTED CURB WEIGHT	AVERAGE	WEIGHTED AVERAGE
DASHER	.044	1287.100	.009	272.601
MAZDA	-.041	-1242.330	.031	961.005
TORINO	-.006	-1224.061	.009	1767.399
NEWPORT	.022	1140.415	.007	349.807
NEW YORKER	.035	1110.601	.024	775.296
SCIROCCO	.062	1105.285	.033	587.576
VENTURA	-.016	-1082.697	.004	276.491
CELICA	-.012	-1073.029	.020	1761.306
MARKIV	-.020	-1070.593	.020	1110.638
OMEGA	-.020	-1061.396	.006	331.015
BONNEVILLE	-.020	-1045.826	.014	751.439
GREMLIN	.016	1006.917	.008	520.849
CORVETTE	.022	931.169	.007	287.259
ELITE	-.006	-926.353	.003	459.042
CAMARO	.005	905.649	.001	168.610
CATALINA	-.011	-873.062	.002	182.422
PORSCHE	.054	798.582	.043	644.400
THUNDERBIRD	-.015	-759.971	.018	860.820
MONARCH	.006	759.027	.007	937.559
STARFIRE	.022	746.747	.003	90.081
FIREBIRD	-.008	-735.695	.004	406.452
CHRGR/CRNT/MONACO	.006	726.712	.007	835.949
RABBIT	-.006	-715.793	.001	79.533
SKYHAWK	.019	694.763	.004	141.126
DATSUN 610	-.044	-669.638	.014	218.005
DART	-.005	-645.347	.005	615.968
IMPALA/CAPRICE	.001	645.249	.006	3252.736
MALIBU	.002	629.488	.008	2568.237
MAVERICK	.004	626.379	.012	1929.910
GRAND PRIX	.003	594.262	.007	1234.357

TABLE
DESIGN CHANGES 1975-1976
RANKED BY CHANGE IN CURB WEIGHT (SCALED)
WEIGHTED BY AVERAGE NORMALIZED REGISTRATIONS

MODEL NAME	CURB WEIGHT	WEIGHTED CURB WEIGHT	AVERAGE	WEIGHTED AVERAGE
MG	-.019	-569.528	.031	912.532
COLT	.010	541.236	.035	1957.232
CONTINENTAL	-.008	-520.949	.006	387.080
ASTRE	-.008	-450.849	.019	1127.105
VALIANT	-.002	-430.976	.005	793.451
COUGAR	.005	364.316	.003	255.431
BEETLE	.006	283.742	.012	552.717
MATADOR	.005	270.237	.016	873.115
AUDI	-.006	-251.937	.023	1026.889
MONACO	.006	249.387	.011	477.290
BOBCAT	-.005	-236.621	.001	35.437
FURY/GRAND FURY	.004	225.825	.007	354.529
MARK II	-.039	-192.207	.027	133.942
TORONADO	-.007	-176.932	.008	207.518
COMET	.004	173.468	.024	1017.959
ELDORADO	-.003	-129.536	.002	109.456
VISTA CRUISER	-.007	-127.843	.010	181.963
CORONA	-.003	-114.974	.009	398.213
ESTATE WAGON	.005	95.732	.012	222.391
SUBARU	.002	80.640	.003	122.702
CALAIS	-.008	-63.144	.003	26.707
MONTEGO	-.001	-49.964	.005	260.806
FLEETWOOD	.001	27.699	.015	377.040
TOWN&COUNTRY	.003	19.983	.015	87.954
RIVIERA	-.001	-13.787	.016	316.828
CAPRI II	.000	-12.414	.000	1.379
OTHER MAKE	.000	.000	.000	.000

TABLE
DESIGN CHANGES 1975-1976
RANKED BY CHANGE IN CURB WEIGHT (SCALED)
WEIGHTED BY AVERAGE NORMALIZED REGISTRATIONS

MODEL NAME	CURB WEIGHT	WEIGHTED CURB WEIGHT	AVERAGE	WEIGHTED AVERAGE
COLT	-.077	-4572.892	.104	6147.131
98	-.141	-16133.783	.100	11456.016
DEVILLE	-.139	-28173.791	.099	20074.147
RIVIERA	-.135	-2760.808	.099	2032.808
ESTATE WAGON	-.174	-3491.413	.094	1878.901
LESABRE	-.156	-22530.823	.092	13257.613
ELECTRA	-.147	-18485.000	.087	11002.971
CATALINA	-.116	-8047.493	.086	5980.636
THUNDERBIRD	-.144	-25111.370	.085	14897.239
BONNEVILLE	-.154	-14088.240	.083	7647.159
DELTA 88	-.159	-30163.367	.083	15785.388
FLEETWOOD	-.109	-2790.822	.078	1993.953
COUGAR	.023	2903.606	.077	9772.761
IMPALA/CAPRICE	-.063	-35282.461	.065	36730.226
MAZDA	.058	1911.698	.050	1642.854
CHRGR/CRNT/MONACO	.052	4492.536	.049	4273.890
SATELLITE/FURY	.055	4688.585	.042	3570.933
CENTURY	.032	9405.466	.041	12301.814
FIAT	-.004	-182.098	.041	2083.713
LEMANS	-.046	-3607.015	.040	3109.285
HONDA	.035	7284.169	.037	7576.277
BOBCAT	-.022	-731.690	.035	1184.978
COROLLA	-.028	-7133.853	.033	8333.234
GRAND PRIX	-.048	-12014.235	.031	7823.909
CELICA	.042	6484.879	.030	4540.059
PORSCHE	.034	707.518	.029	605.756
AUDI	.021	634.844	.029	909.872
PINTO	.012	2569.302	.029	6391.024
CUTLASS	-.003	-1473.468	.027	14363.370
SUBARU	.025	1544.959	.025	1517.664

TABLE
DESIGN CHANGES 1976-1977
RANKED BY AVERAGE CHANGE IN ALL PARAMETERS (SCALED)

MODEL NAME	CURB WEIGHT	WEIGHTED CURB WEIGHT	AVERAGE	WEIGHTED AVERAGE
VOLARE	.020	5602.834	.024	6680.688
FURY/GRAND FURY	.030	1028.726	.023	782.896
DATSUN B210	-.039	-6702.036	.023	4069.551
MONARCH	-.039	-4610.137	.023	2730.384
ASPEN	.023	5101.041	.023	4995.542
MG	-.005	-145.605	.022	634.893
RABBIT	.022	3370.171	.019	2939.337
PACER	.006	434.476	.019	1456.153
HORNET	.056	3897.203	.018	1262.507
GREMLIN	.006	321.101	.017	869.351
MALIBU	.007	1967.122	.017	4819.589
TOWN&COUNTRY	-.018	-109.271	.015	88.743
COMET	.004	94.373	.014	301.252
MONACO/RYL MONACO	-.053	-1708.172	.014	438.824
FIREBIRD	-.054	-6351.269	.014	1578.831
GRANADA	-.020	-7282.470	.013	4864.624
MAVERICK	.004	459.769	.013	1334.184
MATADOR	.028	806.690	.013	389.432
NEWPORT	-.028	-1296.194	.013	613.374
VOLVO	.028	854.158	.013	398.349
DATSUN 710	.028	893.020	.013	410.507
VENTURA	-.028	-1827.160	.012	795.759
CONTINENTAL	-.029	-2142.425	.011	849.481
OMEGA	-.030	-1660.417	.011	582.978
DASHER	.011	301.095	.010	281.100
CORONA	.033	1600.105	.009	447.055
MONTE CARLO	-.011	-4329.752	.009	3374.019
MUSTANG II	-.022	-3291.401	.008	1206.175
LTD/GALAXIE	-.002	-774.671	.008	2981.922
APOLLO/SKYLARK	.015	1593.692	.008	885.687

TABLE
DESIGN CHANGES 1976-1977
RANKED BY AVERAGE CHANGE IN ALL PARAMETERS (SCALED)

MODEL NAME	CURB WEIGHT	WEIGHTED CURB WEIGHT	AVERAGE	WEIGHTED AVERAGE
OPEL	.040	579.271	.008	111.656
CORDOBA	-.016	-2550.153	.007	1164.836
STARFIRE	-.060	-1381.073	.007	167.802
TORONADO	-.001	-22.388	.007	191.506
VEGA	-.005	-464.540	.007	695.590
CAMARO	-.026	-4831.578	.006	1139.405
ASTRE	.019	631.160	.006	207.577
NOVA	.001	410.375	.006	1856.810
BEETLE	.022	584.440	.006	173.983
NEW YORKER	-.026	-1186.756	.006	257.954
MARQUIS	-.005	-598.650	.005	502.497
ARROW	-.030	-1226.699	.005	204.450
SKYHAWK	-.031	-800.342	.005	119.289
ELDORADO	-.024	-1037.896	.004	161.264
SEVILLE	-.008	-380.719	.003	130.363
CAPRI II	.021	729.033	.003	121.506
CHEVETTE	.010	1418.915	.003	384.313
MONZA	.017	1165.862	.002	143.808
SUNBIRD	.020	990.229	.002	110.025
DATSUN 260Z	.005	347.617	.001	57.936
VISTA CRUISER	-.012	-369.483	.001	41.054
SCIROCCO	.000	.000	.000	.000
DATSUN F10	.000	.000	.000	.000
OTHER MAKE	.000	.000	.000	.000
CORVETTE	-.002	-66.817	.000	7.424

TABLE
DESIGN CHANGES 1976-1977
RANKED BY AVERAGE CHANGE IN ALL PARAMETERS (SCALED)

MODEL NAME	CURB WEIGHT	WEIGHTED CURB WEIGHT	AVERAGE	WEIGHTED AVERAGE
IMPALA/CAPRICE	-.063	-35282.461	.065	36730.226
DEVILLE	-.139	-28173.791	.099	20074.147
DELTA 88	-.159	-30163.367	.083	15785.388
THUNDERBIRD	-.144	-25111.370	.085	14897.239
CUTLASS	-.003	-1473.468	.027	14363.370
LESABRE	-.156	-22530.823	.092	13257.613
CENTURY	.032	9405.466	.041	12301.814
98	-.141	-16133.783	.100	11456.016
ELECTRA	-.147	-18485.000	.087	11002.971
COUGAR	.023	2903.606	.077	9772.761
COROLLA	-.028	-7133.853	.033	8333.234
GRAND PRIX	-.048	-12014.235	.031	7823.909
BONNEVILLE	-.154	-14088.240	.083	7647.159
HONDA	.035	7284.169	.037	7576.277
VOLARE	.020	5602.834	.024	6680.688
PINTO	.012	2569.302	.029	6391.024
COLT	-.077	-4572.892	.104	6147.131
CATALINA	-.116	-8047.493	.086	5980.636
ASPEN	.023	5101.041	.023	4995.542
GRANADA	-.020	-7282.470	.013	4864.624
MALIBU	.007	1967.122	.017	4819.589
CELICA	.042	6484.879	.030	4540.059
CHRGR/CRNT/MONACO	.052	4492.536	.049	4273.890
DATSUN B210	-.039	-6702.036	.023	4069.551
SATELLITE/FURY	.055	4688.585	.042	3570.933
MONTE CARLO	-.011	-4329.752	.009	3374.019
LEMANS	-.046	-3607.015	.040	3109.285
LTD/GALAXIE	-.002	-774.671	.008	2981.922
RABBIT	.022	3370.171	.019	2939.337
MONARCH	-.039	-4610.137	.023	2730.384

TABLE
DESIGN CHANGES 1976-1977
RANKED BY AVERAGE CHANGE IN ALL PARAMETERS (SCALED)
WEIGHTED BY AVERAGE NORMALIZED REGISTRATIONS

MODEL NAME	CURB WEIGHT	WEIGHTED CURB WEIGHT	AVERAGE	WEIGHTED AVERAGE
FIAT	-.004	-182.098	.041	2083.713
RIVIERA	-.135	-2760.808	.099	2032.808
FLEETWOOD	-.109	-2790.822	.078	1993.953
ESTATE WAGON	-.174	-3491.413	.094	1878.901
NOVA	.001	410.375	.006	1856.810
MAZDA	.058	1911.698	.050	1642.854
FIREBIRD	-.054	-6351.269	.014	1578.831
SUBARU	.025	1544.959	.025	1517.664
PACER	.006	434.476	.019	1456.153
MAVERICK	.004	459.769	.013	1334.184
HORNET	.056	3897.203	.018	1262.507
MUSTANG II	-.022	-3291.401	.008	1206.175
BOBCAT	-.022	-731.690	.035	1184.978
CORDOBA	-.016	-2550.153	.007	1164.836
CAMARO	-.026	-4831.578	.006	1139.405
AUDI	.021	634.844	.029	909.872
APOLLO/SKYLARK	.015	1593.692	.008	885.687
GREMLIN	.006	321.101	.017	869.351
CONTINENTAL	-.029	-2142.425	.011	849.481
VENTURA	-.028	-1827.160	.012	795.759
FURY/GRAND FURY	.030	1028.726	.023	782.896
VEGA	-.005	-464.540	.007	695.590
MG	-.005	-145.605	.022	634.893
NEWPORT	-.028	-1296.194	.013	613.374
PORSCHE	.034	707.518	.029	605.756
OMEGA	-.030	-1660.417	.011	582.978
MARQUIS	-.005	-598.650	.005	502.497
CORONA	.033	1600.105	.009	447.055
MONACO/RYL MONACO	-.053	-1708.172	.014	438.824
DATSUN 710	.028	893.020	.013	410.507

TABLE
DESIGN CHANGES 1976-1977
RANKED BY AVERAGE CHANGE IN ALL PARAMETERS (SCALED)
WEIGHTED BY AVERAGE NORMALIZED REGISTRATIONS

MODEL NAME	CURB WEIGHT	WEIGHTED CURB WEIGHT	AVERAGE	WEIGHTED AVERAGE
VOLVO	.028	854.158	.013	398.349
MATADOR	.028	806.690	.013	389.432
CHEVETTE	.010	1418.915	.003	384.313
COMET	.004	94.373	.014	301.252
DASHER	.011	301.095	.010	281.100
NEW YORKER	-.026	-1186.756	.006	257.954
ASTRE	.019	631.160	.006	207.577
ARROW	-.030	-1226.699	.005	204.450
TORONADO	-.001	-22.388	.007	191.506
BEETLE	.022	584.440	.006	173.983
STARFIRE	-.060	-1381.073	.007	167.802
ELDORADO	-.024	-1037.896	.004	161.264
MONZA	.017	1165.862	.002	143.808
SEVILLE	-.008	-380.719	.003	130.363
CAPRI II	.021	729.033	.003	121.506
SKYHAWK	-.031	-800.342	.005	119.289
OPEL	.040	579.271	.008	111.656
SUNBIRD	.020	990.229	.002	110.025
TOWN&COUNTRY	-.018	-109.271	.015	88.743
DATSUN 260Z	.005	347.617	.001	57.936
VISTA CRUISER	-.012	-369.483	.001	41.054
CORVETTE	-.002	-66.817	.000	7.424
SCIROCCO	.000	.000	.000	.000
DATSUN F10	.000	.000	.000	.000
OTHER MAKE	.000	.000	.000	.000

TABLE
DESIGN CHANGES 1976-1977
RANKED BY AVERAGE CHANGE IN ALL PARAMETERS (SCALED)
WEIGHTED BY AVERAGE NORMALIZED REGISTRATIONS

MODEL NAME	CURB WEIGHT	WEIGHTED CURB WEIGHT	AVERAGE	WEIGHTED AVERAGE
ESTATE WAGON	-.174	-3491.413	.094	1878.901
DELTA 88	-.159	-30163.367	.083	15785.388
LESABRE	-.156	-22530.823	.092	13257.613
BONNEVILLE	-.154	-14088.240	.083	7647.159
ELECTRA	-.147	-18485.000	.087	11002.971
THUNDERBIRD	-.144	-25111.370	.085	14897.239
98	-.141	-16133.783	.100	11456.016
DEVILLE	-.139	-28173.791	.099	20074.147
RIVIERA	-.135	-2760.808	.099	2032.808
CATALINA	-.116	-8047.493	.086	5980.636
FLEETWOOD	-.109	-2790.822	.078	1993.953
COLT	-.077	-4572.892	.104	6147.131
IMPALA/CAPRICE	-.063	-35282.461	.065	36730.226
STARFIRE	-.060	-1381.073	.007	167.802
MAZDA	.058	1911.698	.050	1642.854
HORNET	.056	3897.203	.018	1262.507
SATELLITE/FURY	.055	4688.585	.042	3570.933
FIREBIRD	-.054	-6351.269	.014	1578.831
MONACO/RYL MONACO	-.053	-1708.172	.014	438.824
CHRGR/CRNT/MONACO	.052	4492.536	.049	4273.890
GRAND PRIX	-.048	-12014.235	.031	7823.909
LEMANS	-.046	-3607.015	.040	3109.285
CELICA	.042	6484.879	.030	4540.059
OPEL	.040	579.271	.008	111.656
DATSUN B210	-.039	-6702.036	.023	4069.551
MONARCH	-.039	-4610.137	.023	2730.384
HONDA	.035	7284.169	.037	7576.277
PORSCHE	.034	707.518	.029	605.756
CORONA	.033	1600.105	.009	447.055
CENTURY	.032	9405.466	.041	12301.814

TABLE
DESIGN CHANGES 1976-1977
RANKED BY CHANGE IN CURB WEIGHT (SCALED)

MODEL NAME	CURB WEIGHT	WEIGHTED CURB WEIGHT	AVERAGE	WEIGHTED AVERAGE
SKYHAWK	-.031	-800.342	.005	119.289
FURY/GRAND FURY	.030	1028.726	.023	782.896
ARROW	-.030	-1226.699	.005	204.450
OMEGA	-.030	-1660.417	.011	582.978
CONTINENTAL	-.029	-2142.425	.011	849.481
MATADOR	.028	806.690	.013	389.432
NEWPORT	-.028	-1296.194	.013	613.374
COROLLA	-.028	-7133.853	.033	8333.234
DATSUN 710	.028	893.020	.013	410.507
VOLVO	.028	854.158	.013	398.349
VENTURA	-.028	-1827.160	.012	795.759
CAMARO	-.026	-4831.578	.006	1139.405
NEW YORKER	-.026	-1186.756	.006	257.954
SUBARU	.025	1544.959	.025	1517.664
ELDORADO	-.024	-1037.896	.004	161.264
ASPEN	.023	5101.041	.023	4995.542
COUGAR	.023	2903.606	.077	9772.761
RABBIT	.022	3370.171	.019	2939.337
BEETLE	.022	584.440	.006	173.983
BOBCAT	-.022	-731.690	.035	1184.978
MUSTANG II	-.022	-3291.401	.008	1206.175
CAPRI II	.021	729.033	.003	121.506
AUDI	.021	634.844	.029	909.872
GRANADA	-.020	-7282.470	.013	4864.624
SUNBIRD	.020	990.229	.002	110.025
VOLARE	.020	5602.834	.024	6680.688
ASTRE	.019	631.160	.006	207.577
TOWN&COUNTRY	-.018	-109.271	.015	88.743
MONZA	.017	1165.862	.002	143.808
CORDOBA	-.016	-2550.153	.007	1164.836

TABLE
DESIGN CHANGES 1976-1977
RANKED BY CHANGE IN CURB WEIGHT (SCALED)

MODEL NAME	CURB WEIGHT	WEIGHTED CURB WEIGHT	AVERAGE	WEIGHTED AVERAGE
APOLLO/SKYLARK	.015	1593.692	.008	885.687
PINTO	.012	2569.302	.029	6391.024
VISTA CRUISER	-.012	-369.483	.001	41.054
DASHER	.011	301.095	.010	281.100
MONTE CARLO	-.011	-4329.752	.009	3374.019
CHEVETTE	.010	1418.915	.003	384.313
SEVILLE	-.008	-380.719	.003	130.363
MALIBU	.007	1967.122	.017	4819.589
GREMLIN	.006	321.101	.017	869.351
PACER	.006	434.476	.019	1456.153
MARQUIS	-.005	-598.650	.005	502.497
DATSUN 260Z	.005	347.617	.001	57.936
MG	-.005	-145.605	.022	634.893
VEGA	-.005	-464.540	.007	695.590
MAVERICK	.004	459.769	.013	1334.184
FIAT	-.004	-182.098	.041	2083.713
COMET	.004	94.373	.014	301.252
CUTLASS	-.003	-1473.468	.027	14363.370
LTD/GALAXIE	-.002	-774.671	.008	2981.922
CORVETTE	-.002	-66.817	.000	7.424
NOVA	.001	410.375	.006	1856.810
TORONADO	-.001	-22.388	.007	191.506
SCIROCCO	.000	.000	.000	.000
DATSUN F10	.000	.000	.000	.000
OTHER MAKE	.000	.000	.000	.000

TABLE
DESIGN CHANGES 1976-1977
RANKED BY CHANGE IN CURB WEIGHT (SCALED)

MODEL NAME	CURB WEIGHT	WEIGHTED CURB WEIGHT	AVERAGE	WEIGHTED AVERAGE
IMPALA/CAPRICE	-.063	-35282.461	.065	36730.226
DELTA 88	-.159	-30163.367	.083	15785.388
DEVILLE	-.139	-28173.791	.099	20074.147
THUNDERBIRD	-.144	-25111.370	.085	14897.239
LESABRE	-.156	-22530.823	.092	13257.613
ELECTRA	-.147	-18485.000	.087	11002.971
98	-.141	-16133.783	.100	11456.016
BONNEVILLE	-.154	-14088.240	.083	7647.159
GRAND PRIX	-.048	-12014.235	.031	7823.909
CENTURY	.032	9405.466	.041	12301.814
CATALINA	-.116	-8047.493	.086	5980.636
HONDA	.035	7284.169	.037	7576.277
GRANADA	-.020	-7282.470	.013	4864.624
COROLLA	-.028	-7133.853	.033	8333.234
DATSUN B210	-.039	-6702.036	.023	4069.551
CELICA	.042	6484.879	.030	4540.059
FIREBIRD	-.054	-6351.269	.014	1578.831
VOLARE	.020	5602.834	.024	6680.688
ASPEN	.023	5101.041	.023	4995.542
CAMARO	-.026	-4831.578	.006	1139.405
SATELLITE/FURY	.055	4688.585	.042	3570.933
MONARCH	-.039	-4610.137	.023	2730.384
COLT	-.077	-4572.892	.104	6147.131
CHRGR/CRNT/MONACO	.052	4492.536	.049	4273.890
MONTE CARLO	-.011	-4329.752	.009	3374.019
HORNET	.056	3897.203	.018	1262.507
LEMANS	-.046	-3607.015	.040	3109.285
ESTATE WAGON	-.174	-3491.413	.094	1878.901
RABBIT	.022	3370.171	.019	2939.337
MUSTANG II	-.022	-3291.401	.008	1206.175

TABLE
DESIGN CHANGES 1976-1977
RANKED BY CHANGE IN CURB WEIGHT (SCALED)
WEIGHTED BY AVERAGE NORMALIZED REGISTRATIONS

MODEL NAME	CURB WEIGHT	WEIGHTED CURB WEIGHT	AVERAGE	WEIGHTED AVERAGE
COUGAR	.023	2903.606	.077	9772.761
FLEETWOOD	-.109	-2790.822	.078	1993.953
RIVIERA	-.135	-2760.808	.099	2032.808
PINTO	.012	2569.302	.029	6391.024
CORDOBA	-.016	-2550.153	.007	1164.836
CONTINENTAL	-.029	-2142.425	.011	849.481
MALIBU	.007	1967.122	.017	4819.589
MAZDA	.058	1911.698	.050	1642.854
VENTURA	-.028	-1827.160	.012	795.759
MONACO/RYL MONACO	-.053	-1708.172	.014	438.824
OMEGA	-.030	-1660.417	.011	582.978
CORONA	.033	1600.105	.009	447.055
APOLLO/SKYLARK	.015	1593.692	.008	885.687
SUBARU	.025	1544.959	.025	1517.664
CUTLASS	-.003	-1473.468	.027	14363.370
CHEVETTE	.010	1418.915	.003	384.313
STARFIRE	-.060	-1381.073	.007	167.802
NEWPORT	-.028	-1296.194	.013	613.374
ARROW	-.030	-1226.699	.005	204.450
NEW YORKER	-.026	-1186.756	.006	257.954
MONZA	.017	1165.862	.002	143.808
ELDORADO	-.024	-1037.896	.004	161.264
FURY/GRAND FURY	.030	1028.726	.023	782.896
SUNBIRD	.020	990.229	.002	110.025
DATSUN 710	.028	893.020	.013	410.507
VOLVO	.028	854.158	.013	398.349
MATADOR	.028	806.690	.013	389.432
SKYHAWK	-.031	-800.342	.005	119.289
LTD/GALAXIE	-.002	-774.671	.008	2981.922
BOBCAT	-.022	-731.690	.035	1184.978

TABLE
DESIGN CHANGES 1976-1977
RANKED BY CHANGE IN CURB WEIGHT (SCALED)
WEIGHTED BY AVERAGE NORMALIZED REGISTRATIONS

MODEL NAME	CURB WEIGHT	WEIGHTED CURB WEIGHT	AVERAGE	WEIGHTED AVERAGE
CAPRI II	.021	729.033	.003	121.506
PORSCHE	.034	707.518	.029	605.756
AUDI	.021	634.844	.029	909.872
ASTRE	.019	631.160	.006	207.577
MARQUIS	-.005	-598.650	.005	502.497
BEETLE	.022	584.440	.006	173.983
OPEL	.040	579.271	.008	111.656
VEGA	-.005	-464.540	.007	695.590
MAVERICK	.004	459.769	.013	1334.184
PACER	.006	434.476	.019	1456.153
NOVA	.001	410.375	.006	1856.810
SEVILLE	-.008	-380.719	.003	130.363
VISTA CRUISER	-.012	-369.483	.001	41.054
DATSUN 260Z	.005	347.617	.001	57.936
GREMLIN	.006	321.101	.017	869.351
DASHER	.011	301.095	.010	281.100
FIAT	-.004	-182.098	.041	2083.713
MG	-.005	-145.605	.022	634.893
TOWN&COUNTRY	-.018	-109.271	.015	88.743
COMET	.004	94.373	.014	301.252
CORVETTE	-.002	-66.817	.000	7.424
TORONADO	-.001	-22.388	.007	191.506
SCIROCCO	.000	.000	.000	.000
DATSUN F10	.000	.000	.000	.000
OTHER MAKE	.000	.000	.000	.000

TABLE
DESIGN CHANGES 1976-1977
RANKED BY CHANGE IN CURB WEIGHT (SCALED)
WEIGHTED BY AVERAGE NORMALIZED REGISTRATIONS

MODEL NAME	CURB WEIGHT	WEIGHTED CURB WEIGHT	AVERAGE	WEIGHTED AVERAGE
OPEL	-.061	-3501.951	.122	6979.994
DATSUN 260Z	.083	5055.663	.061	3696.548
PORSCHE	.082	1440.169	.055	962.504
MATADOR	.032	2082.156	.047	3006.445
COROLLA	.132	22757.087	.042	7292.365
FIAT	.062	5967.828	.042	4059.765
SATELLITE/FURY	.067	7232.930	.041	4439.756
MAZDA	-.020	-1327.580	.039	2509.824
DATSUN 710	.033	1601.488	.038	1852.125
NEW YORKER	.045	1386.321	.037	1148.609
HONDA	.103	11574.984	.037	4215.164
VOLVO	.056	3201.372	.036	2055.893
AUDI	-.022	-1120.552	.033	1734.118
TOWN&COUNTRY	.010	58.934	.027	160.564
CENTURY	-.041	-9677.565	.026	6183.620
THUNDERBIRD	-.007	-345.288	.026	1339.798
CAPRI II	.082	7480.103	.025	2277.486
MONACO	.028	1235.491	.025	1124.662
COLT	.040	2602.279	.024	1549.236
TORINO	.034	9803.234	.024	7050.246
FURY/GRAND FURY	.040	2999.761	.023	1731.690
COMET	.036	2458.902	.023	1585.419
CELICA	.007	574.082	.023	1945.088
COUGAR	.022	1780.945	.022	1780.648
CORONA	.058	3476.841	.021	1245.318
RIVIERA	-.010	-182.775	.021	396.757
MARKIV	-.003	-159.780	.020	1042.919
MONTEGO	.050	3201.826	.020	1318.812
CHRGR/CRNT/MONACO	.068	7206.551	.020	2127.575
MARQUIS	-.018	-1325.920	.018	1302.208

TABLE
DESIGN CHANGES 1974-1976
RANKED BY AVERAGE CHANGE IN ALL PARAMETERS (SCALED)

MODEL NAME	CURB WEIGHT	WEIGHTED CURB WEIGHT	AVERAGE	WEIGHTED AVERAGE
MARK II	-.034	-460.329	.018	244.432
MG	-.012	-396.634	.018	624.521
MAVERICK	.036	7417.503	.018	3765.434
PINTO	.036	14319.180	.018	7164.717
LEMANS	.020	2409.128	.017	2094.248
LESABRE	-.009	-1070.202	.017	1971.113
GRAND PRIX	-.009	-1429.096	.016	2457.560
MUSTANG II	.021	5706.263	.015	3941.018
LTD/GALAXIE	.015	5672.760	.015	5966.588
SUBARU	.021	1096.804	.015	770.070
CATALINA	-.001	-69.145	.014	1308.790
ELECTRA	-.016	-1770.450	.014	1580.632
DELTA 88	-.019	-2811.241	.014	2016.676
OMEGA	.003	161.171	.014	696.972
VISTA CRUISER	-.007	-101.728	.013	189.832
TORONADO	-.010	-231.887	.013	310.513
VENTURA	.012	807.150	.013	829.350
MALIBU	.015	4466.182	.013	4124.000
NEWPORT	.023	1168.177	.013	672.547
DASHER	.072	2863.088	.012	471.853
APOLLO/SKYLARK	-.044	-3598.244	.012	946.826
VEGA	.030	9390.406	.012	3566.485
BONNEVILLE	-.008	-349.143	.011	505.524
CUTLASS	-.018	-6917.741	.010	3632.849
NOVA	-.002	-535.266	.010	3476.419
HORNET	.042	5503.710	.010	1296.000
DATSUN B210	.057	7878.072	.010	1371.873
GREMLIN	.024	2570.054	.009	984.851
DART	-.001	-260.232	.009	1686.117
ESTATE WAGON	-.003	-50.311	.008	139.192

TABLE
DESIGN CHANGES 1974-1976
RANKED BY AVERAGE CHANGE IN ALL PARAMETERS (SCALED)

MODEL NAME	CURB WEIGHT	WEIGHTED CURB WEIGHT	AVERAGE	WEIGHTED AVERAGE
CORVETTE	.037	1338.771	.008	306.213
FIREBIRD	.019	1525.701	.007	566.454
VALIANT	.002	509.731	.007	1861.865
FLEETWOOD	.006	119.399	.007	139.942
CONTINENTAL	.002	111.209	.007	354.801
CALAIS	.015	98.143	.006	37.381
ELDORADO	.022	910.453	.006	256.570
DEVILLE	.017	3030.834	.006	1102.591
CAMARO	.019	2866.651	.006	914.299
IMPALA/CAPRICE	.006	3422.487	.005	3009.354
98	-.015	-1257.731	.005	431.926
BEETLE	.009	1657.897	.005	894.853
DATSUN 610	-.004	-148.411	.005	177.683
MONTE CARLO	-.003	-907.576	.004	1223.150
OTHER MAKE	.000	.000	.000	.000

TABLE
DESIGN CHANGES 1974-1976
RANKED BY AVERAGE CHANGE IN ALL PARAMETERS (SCALED)

MODEL NAME	CURB WEIGHT	WEIGHTED CURB WEIGHT	AVERAGE	WEIGHTED AVERAGE
COROLLA	.132	22757.087	.042	7292.365
PINTO	.036	14319.180	.018	7164.717
TORINO	.034	9803.234	.024	7050.246
OPEL	-.061	-3501.951	.122	6979.994
CENTURY	-.041	-9677.565	.026	6183.620
LTD/GALAXIE	.015	5672.760	.015	5966.588
SATELLITE/FURY	.067	7232.930	.041	4439.756
HONDA	.103	11574.984	.037	4215.164
MALIBU	.015	4466.182	.013	4124.000
FIAT	.062	5967.828	.042	4059.765
MUSTANG II	.021	5706.263	.015	3941.018
MAVERICK	.036	7417.503	.018	3765.434
DATSUN 260Z	.083	5055.663	.061	3696.548
CUTLASS	-.018	-6917.741	.010	3632.849
VEGA	.030	9390.406	.012	3566.485
NOVA	-.002	-535.266	.010	3476.419
IMPALA/CAPRICE	.006	3422.487	.005	3009.354
MATADOR	.032	2082.156	.047	3006.445
MAZDA	-.020	-1327.580	.039	2509.824
GRAND PRIX	-.009	-1429.096	.016	2457.560
CAPRI II	.082	7480.103	.025	2277.486
CHRGR/CRNT/MONACO	.068	7206.551	.020	2127.575
LEMANS	.020	2409.128	.017	2094.248
VOLVO	.056	3201.372	.036	2055.893
DELTA 88	-.019	-2811.241	.014	2016.676
LESABRE	-.009	-1070.202	.017	1971.113
CELICA	.007	574.082	.023	1945.088
VALIANT	.002	509.731	.007	1861.865
DATSUN 710	.033	1601.488	.038	1852.125
COUGAR	.022	1780.945	.022	1780.648

TABLE
DESIGN CHANGES 1974-1976
RANKED BY AVERAGE CHANGE IN ALL PARAMETERS (SCALED)
WEIGHTED BY AVERAGE NORMALIZED REGISTRATIONS

MODEL NAME	CURB WEIGHT	WEIGHTED CURB WEIGHT	AVERAGE	WEIGHTED AVERAGE
AUDI	-.022	-1120.552	.033	1734.118
FURY/GRAND FURY	.040	2999.761	.023	1731.690
DART	-.001	-260.232	.009	1686.117
COMET	.036	2458.902	.023	1585.419
ELECTRA	-.016	-1770.450	.014	1580.632
COLT	.040	2602.279	.024	1549.236
DATSUN B210	.057	7878.072	.010	1371.873
THUNDERBIRD	-.007	-345.288	.026	1339.798
MONTEGO	.050	3201.826	.020	1318.812
CATALINA	-.001	-69.145	.014	1308.790
MARQUIS	-.018	-1325.920	.018	1302.208
HORNET	.042	5503.710	.010	1296.000
CORONA	.058	3476.841	.021	1245.318
MONTE CARLO	-.003	-907.576	.004	1223.150
NEW YORKER	.045	1386.321	.037	1148.609
MONACO	.028	1235.491	.025	1124.662
DEVILLE	.017	3030.834	.006	1102.591
MARKIV	-.003	-159.780	.020	1042.919
GREMLIN	.024	2570.054	.009	984.851
PORSCHE	.082	1440.169	.055	962.504
APOLLO/SKYLARK	-.044	-3598.244	.012	946.826
CAMARO	.019	2866.651	.006	914.299
BEETLE	.009	1657.897	.005	894.853
VENTURA	.012	807.150	.013	829.350
SUBARU	.021	1096.804	.015	770.070
OMEGA	.003	161.171	.014	696.972
NEWPORT	.023	1168.177	.013	672.547
MG	-.012	-396.634	.018	624.521
FIREBIRD	.019	1525.701	.007	566.454
BONNEVILLE	-.008	-349.143	.011	505.524

TABLE
DESIGN CHANGES 1974-1976
RANKED BY AVERAGE CHANGE IN ALL PARAMETERS (SCALED)
WEIGHTED BY AVERAGE NORMALIZED REGISTRATIONS

MODEL NAME	CURB WEIGHT	WEIGHTED CURB WEIGHT	AVERAGE	WEIGHTED AVERAGE
DASHER	.072	2863.088	.012	471.853
98	-.015	-1257.731	.005	431.926
RIVIERA	-.010	-182.775	.021	396.757
CONTINENTAL	.002	111.209	.007	354.801
TORONADO	-.010	-231.887	.013	310.513
CORVETTE	.037	1338.771	.008	306.213
ELDORADO	.022	910.453	.006	256.570
MARK II	-.034	-460.329	.018	244.432
VISTA CRUISER	-.007	-101.728	.013	189.832
DATSUN 610	-.004	-148.411	.005	177.683
TOWN&COUNTRY	.010	58.934	.027	160.564
FLEETWOOD	.006	119.399	.007	139.942
ESTATE WAGON	-.003	-50.311	.008	139.192
CALAIS	.015	98.143	.006	37.381
OTHER MAKE	.000	.000	.000	.000

TABLE
DESIGN CHANGES 1974-1976
RANKED BY AVERAGE CHANGE IN ALL PARAMETERS (SCALED)
WEIGHTED BY AVERAGE NORMALIZED REGISTRATIONS

MODEL NAME	CURB WEIGHT	WEIGHTED CURB WEIGHT	AVERAGE	WEIGHTED AVERAGE
COROLLA	.132	22757.087	.042	7292.365
HONDA	.103	11574.984	.037	4215.164
DATSUN 260Z	.083	5055.663	.061	3696.548
CAPRI II	.082	7480.103	.025	2277.486
PORSCHE	.082	1440.169	.055	962.504
DASHER	.072	2863.088	.012	471.853
CHRGR/CRNT/MONACO	.068	7206.551	.020	2127.575
SATELLITE/FURY	.067	7232.930	.041	4439.756
FIAT	.062	5967.828	.042	4059.765
OPEL	-.061	-3501.951	.122	6979.994
CORONA	.058	3476.841	.021	1245.318
DATSUN B210	.057	7878.072	.010	1371.873
VOLVO	.056	3201.372	.036	2055.893
MONTEGO	.050	3201.826	.020	1318.812
NEW YORKER	.045	1386.321	.037	1148.609
APOLLO/SKYLARK	-.044	-3598.244	.012	946.826
HORNET	.042	5503.710	.010	1296.000
CENTURY	-.041	-9677.565	.026	6183.620
FURY/GRAND FURY	.040	2999.761	.023	1731.690
COLT	.040	2602.279	.024	1549.236
CORVETTE	.037	1338.771	.008	306.213
MAVERICK	.036	7417.503	.018	3765.434
PINTO	.036	14319.180	.018	7164.717
COMET	.036	2458.902	.023	1585.419
MARK II	-.034	-460.329	.018	244.432
TORINO	.034	9803.234	.024	7050.246
DATSUN 710	.033	1601.488	.038	1852.125
MATADOR	.032	2082.156	.047	3006.445
VEGA	.030	9390.406	.012	3566.485
MONACO	.028	1235.491	.025	1124.662

TABLE
DESIGN CHANGES 1974-1976
RANKED BY CHANGE IN CURB WEIGHT (SCALED)

MODEL NAME	CURB WEIGHT	WEIGHTED CURB WEIGHT	AVERAGE	WEIGHTED AVERAGE
GREMLIN	.024	2570.054	.009	984.851
NEWPORT	.023	1168.177	.013	672.547
ELDORADO	.022	910.453	.006	256.570
COUGAR	.022	1780.945	.022	1780.648
AUDI	-.022	-1120.552	.033	1734.118
SUBARU	.021	1096.804	.015	770.070
MUSTANG II	.021	5706.263	.015	3941.018
LEMANS	.020	2409.128	.017	2094.248
MAZDA	-.020	-1327.580	.039	2509.824
CAMARO	.019	2866.651	.006	914.299
DELTA 88	-.019	-2811.241	.014	2016.676
FIREBIRD	.019	1525.701	.007	566.454
CUTLASS	-.018	-6917.741	.010	3632.849
MARQUIS	-.018	-1325.920	.018	1302.208
DEVILLE	.017	3030.834	.006	1102.591
ELECTRA	-.016	-1770.450	.014	1580.632
98	-.015	-1257.731	.005	431.926
MALIBU	.015	4466.182	.013	4124.000
LTD/GALAXIE	.015	5672.760	.015	5966.588
CALAIS	.015	98.143	.006	37.381
MG	-.012	-396.634	.018	624.521
VENTURA	.012	807.150	.013	829.350
RIVIERA	-.010	-182.775	.021	396.757
TORONADO	-.010	-231.887	.013	310.513
TOWN&COUNTRY	.010	58.934	.027	160.564
BEETLE	.009	1657.897	.005	894.853
LESABRE	-.009	-1070.202	.017	1971.113
GRAND PRIX	-.009	-1429.096	.016	2457.560
BONNEVILLE	-.008	-349.143	.011	505.524
THUNDERBIRD	-.007	-345.288	.026	1339.798

TABLE
DESIGN CHANGES 1974-1976
RANKED BY CHANGE IN CURB WEIGHT (SCALED)

MODEL NAME	CURB WEIGHT	WEIGHTED CURB WEIGHT	AVERAGE	WEIGHTED AVERAGE
VISTA CRUISER	-.007	-101.728	.013	189.832
CELICA	.007	574.082	.023	1945.088
FLEETWOOD	.006	119.399	.007	139.942
IMPALA/CAPRICE	.006	3422.487	.005	3009.354
DATSUN 610	-.004	-148.411	.005	177.683
MARKIV	-.003	-159.780	.020	1042.919
OMEGA	.003	161.171	.014	696.972
MONTE CARLO	-.003	-907.576	.004	1223.150
ESTATE WAGON	-.003	-50.311	.008	139.192
VALIANT	.002	509.731	.007	1861.865
NOVA	-.002	-535.266	.010	3476.419
CONTINENTAL	.002	111.209	.007	354.801
DART	-.001	-260.232	.009	1686.117
CATALINA	-.001	-69.145	.014	1308.790
OTHER MAKE	.000	.000	.000	.000

TABLE
DESIGN CHANGES 1974-1976
RANKED BY CHANGE IN CURB WEIGHT (SCALED)

MODEL NAME	CURB WEIGHT	WEIGHTED CURB WEIGHT	AVERAGE	WEIGHTED AVERAGE
COROLLA	.132	22757.087	.042	7292.365
PINTO	.036	14319.180	.018	7164.717
HONDA	.103	11574.984	.037	4215.164
TORINO	.034	9803.234	.024	7050.246
CENTURY	-.041	-9677.565	.026	6183.620
VEGA	.030	9390.406	.012	3566.485
DATSUN B210	.057	7878.072	.010	1371.873
CAPRI II	.082	7480.103	.025	2277.486
MAVERICK	.036	7417.503	.018	3765.434
SATELLITE/FURY	.067	7232.930	.041	4439.756
CHRGR/CRNT/MONACO	.068	7206.551	.020	2127.575
CUTLASS	-.018	-6917.741	.010	3632.849
FIAT	.062	5967.828	.042	4059.765
MUSTANG II	.021	5706.263	.015	3941.018
LTD/GALAXIE	.015	5672.760	.015	5966.588
HORNET	.042	5503.710	.010	1296.000
DATSUN 260Z	.083	5055.663	.061	3696.548
MALIBU	.015	4466.182	.013	4124.000
APOLLO/SKYLARK	-.044	-3598.244	.012	946.826
OPEL	-.061	-3501.951	.122	6979.994
CORONA	.058	3476.841	.021	1245.318
IMPALA/CAPRICE	.006	3422.487	.005	3009.354
MONTEGO	.050	3201.826	.020	1318.812
VOLVO	.056	3201.372	.036	2055.893
DEVILLE	.017	3030.834	.006	1102.591
FURY/GRAND FURY	.040	2999.761	.023	1731.690
CAMARO	.019	2866.651	.006	914.299
DASHER	.072	2863.088	.012	471.853
DELTA 88	-.019	-2811.241	.014	2016.676
COLT	.040	2602.279	.024	1549.236

TABLE
DESIGN CHANGES 1974-1976
RANKED BY CHANGE IN CURB WEIGHT (SCALED)
WEIGHTED BY AVERAGE NORMALIZED REGISTRATIONS

MODEL NAME	CURB WEIGHT	WEIGHTED CURB WEIGHT	AVERAGE	WEIGHTED AVERAGE
GREMLIN	.024	2570.054	.009	984.851
COMET	.036	2458.902	.023	1585.419
LEMANS	.020	2409.128	.017	2094.248
MATADOR	.032	2082.156	.047	3006.445
COUGAR	.022	1780.945	.022	1780.648
ELECTRA	-.016	-1770.450	.014	1580.632
BEETLE	.009	1657.897	.005	894.853
DATSUN 710	.033	1601.488	.038	1852.125
FIREBIRD	.019	1525.701	.007	566.454
PORSCHE	.082	1440.169	.055	962.504
GRAND PRIX	-.009	-1429.096	.016	2457.560
NEW YORKER	.045	1386.321	.037	1148.609
CORVETTE	.037	1338.771	.008	306.213
MAZDA	-.020	-1327.580	.039	2509.824
MARQUIS	-.018	-1325.920	.018	1302.208
98	-.015	-1257.731	.005	431.926
MONACO	.028	1235.491	.025	1124.662
NEWPORT	.023	1168.177	.013	672.547
AUDI	-.022	-1120.552	.033	1734.118
SUBARU	.021	1096.804	.015	770.070
LESABRE	-.009	-1070.202	.017	1971.113
ELDORADO	.022	910.453	.006	256.570
MONTE CARLO	-.003	-907.576	.004	1223.150
VENTURA	.012	807.150	.013	829.350
CELICA	.007	574.082	.023	1945.088
NOVA	-.002	-535.266	.010	3476.419
VALIANT	.002	509.731	.007	1861.865
MARK II	-.034	-460.329	.018	244.432
MG	-.012	-396.634	.018	624.521
BONNEVILLE	-.008	-349.143	.011	505.524

TABLE
DESIGN CHANGES 1974-1976
RANKED BY CHANGE IN CURB WEIGHT (SCALED)
WEIGHTED BY AVERAGE NORMALIZED REGISTRATIONS

MODEL NAME	CURB WEIGHT	WEIGHTED CURB WEIGHT	AVERAGE	WEIGHTED AVERAGE
THUNDERBIRD	-.007	-345.288	.026	1339.798
DART	-.001	-260.232	.009	1686.117
TORONADO	-.010	-231.887	.013	310.513
RIVIERA	-.010	-182.775	.021	396.757
OMEGA	.003	161.171	.014	696.972
MARKIV	-.003	-159.780	.020	1042.919
DATSUN 610	-.004	-148.411	.005	177.683
FLEETWOOD	.006	119.399	.007	139.942
CONTINENTAL	.002	111.209	.007	354.801
VISTA CRUISER	-.007	-101.728	.013	189.832
CALAIS	.015	98.143	.006	37.381
CATALINA	-.001	-69.145	.014	1308.790
TOWN&COUNTRY	.010	58.934	.027	160.564
ESTATE WAGON	-.003	-50.311	.008	139.192
OTHER MAKE	.000	.000	.000	.000

TABLE
DESIGN CHANGES 1974-1976
RANKED BY CHANGE IN CURB WEIGHT (SCALED)
WEIGHTED BY AVERAGE NORMALIZED REGISTRATIONS

MODEL NAME	CURB WEIGHT	WEIGHTED CURB WEIGHT	AVERAGE	WEIGHTED AVERAGE
OPEL	-.024	-1154.579	.115	5431.959
98	-.153	-14680.195	.103	9881.847
DEVILLE	-.125	-24322.209	.100	19478.578
RIVIERA	-.143	-2906.609	.099	2009.847
COUGAR	.046	5760.850	.098	12345.332
ESTATE WAGON	-.176	-2997.314	.094	1605.303
DELTA 88	-.175	-29589.225	.087	14806.469
PORSCHE	.119	3178.403	.085	2253.942
COLT	-.041	-2622.495	.085	5357.397
CATALINA	-.116	-10214.149	.084	7354.358
BONNEVILLE	-.160	-11698.509	.083	6058.514
ELECTRA	-.160	-18045.389	.080	9010.692
LESABRE	-.163	-21407.415	.079	10398.225
FLEETWOOD	-.104	-2300.293	.076	1689.519
DATSUN 260Z	.089	6267.964	.073	5139.227
THUNDERBIRD	-.150	-25893.147	.073	12698.211
IMPALA/CAPRICE	-.057	-34878.833	.069	42275.061
COROLLA	.100	20837.733	.069	14410.182
HONDA	.143	22108.326	.069	10686.545
SATELLITE/FURY	.126	13544.781	.068	7331.454
CHRGR/CRNT/MONACO	.125	12589.925	.062	6304.531
MATADOR	.061	3375.803	.057	3145.690
FIAT	.059	3695.610	.055	3460.281
LEMANS	-.028	-2845.738	.053	5478.762
CELICA	.050	7119.103	.046	6530.769
FURY/GRAND FURY	.072	5458.142	.043	3251.017
VOLVO	.086	3291.216	.042	1619.160
CAPRI II	.105	5978.070	.041	2353.305
TOWN&COUNTRY	-.008	-61.199	.039	281.867
NEW YORKER	.017	717.442	.037	1526.079

TABLE
DESIGN CHANGES 1974-1977
RANKED BY AVERAGE CHANGE IN ALL PARAMETERS (SCALED)

MODEL NAME	CURB WEIGHT	WEIGHTED CURB WEIGHT	AVERAGE	WEIGHTED AVERAGE
MG	-.017	-510.126	.034	1029.204
CENTURY	-.011	-2617.105	.034	8066.434
SUBARU	.047	2841.498	.032	1951.934
MAZDA	.036	1981.601	.032	1744.678
DATSUN 710	.062	2021.054	.032	1050.027
COMET	.041	2358.543	.032	1847.839
MALIBU	.022	7079.256	.030	9808.938
MONACO	-.028	-1329.925	.029	1378.877
CUTLASS	-.021	-9144.897	.029	12793.628
HORNET	.100	11139.379	.026	2866.919
GREMLIN	.030	2914.379	.026	2505.370
PINTO	.048	15719.789	.025	8250.338
MAVERICK	.041	7053.544	.024	4222.599
DATSUN B210	.016	2112.511	.023	3104.705
CORONA	.094	5878.095	.023	1444.348
NEWPORT	-.005	-307.186	.021	1161.223
DASHER	.083	3183.467	.021	808.595
LTD/GALAXIE	.012	4729.960	.021	8153.334
OMEGA	-.027	-1366.382	.019	977.171
MARQUIS	-.024	-2142.684	.018	1666.478
AUDI	-.002	-74.753	.017	763.457
GRAND PRIX	-.056	-10582.449	.017	3231.019
FIREBIRD	-.037	-3654.667	.017	1642.324
MUSTANG II	-.001	-323.972	.016	3770.144
APOLLO/SKYLARK	-.030	-2255.782	.015	1123.552
VISTA CRUISER	-.019	-478.952	.014	355.159
CONTINENTAL	-.027	-1548.748	.014	830.817
MONTE CARLO	-.014	-4939.124	.012	4394.259
NOVA	.000	-81.388	.012	3903.004
TORONADO	-.011	-287.740	.011	293.998

TABLE
DESIGN CHANGES 1974-1977
RANKED BY AVERAGE CHANGE IN ALL PARAMETERS (SCALED)

MODEL NAME	CURB WEIGHT	WEIGHTED CURB WEIGHT	AVERAGE	WEIGHTED AVERAGE
VEGA	.026	6348.755	.010	2482.481
VENTURA	-.016	-1101.056	.009	590.497
CORVETTE	.035	1262.983	.008	296.144
CAMARO	-.007	-1228.828	.008	1352.816
ELDORADO	-.002	-98.638	.005	197.928
BEETLE	.031	5293.331	.003	588.148
OTHER MAKE	.000	.000	.000	.000

TABLE
DESIGN CHANGES 1974-1977
RANKED BY AVERAGE CHANGE IN ALL PARAMETERS (SCALED)

MODEL NAME	CURB WEIGHT	WEIGHTED CURB WEIGHT	AVERAGE	WEIGHTED AVERAGE
IMPALA/CAPRICE	-.057	-34878.833	.069	42275.061
DEVILLE	-.125	-24322.209	.100	19478.578
DELTA 88	-.175	-29589.225	.087	14806.469
COROLLA	.100	20837.733	.069	14410.182
CUTLASS	-.021	-9144.897	.029	12793.628
THUNDERBIRD	-.150	-25893.147	.073	12698.211
COUGAR	.046	5760.850	.098	12345.332
HONDA	.143	22108.326	.069	10686.545
LESABRE	-.163	-21407.415	.079	10398.225
98	-.153	-14680.195	.103	9881.847
MALIBU	.022	7079.256	.030	9808.938
ELECTRA	-.160	-18045.389	.080	9010.692
PINTO	.048	15719.789	.025	8250.338
LTD/GALAXIE	.012	4729.960	.021	8153.334
CENTURY	-.011	-2617.105	.034	8066.434
CATALINA	-.116	-10214.149	.084	7354.358
SATELLITE/FURY	.126	13544.781	.068	7331.454
CELICA	.050	7119.103	.046	6530.769
CHRGR/CRNT/MONACO	.125	12589.925	.062	6304.531
BONNEVILLE	-.160	-11698.509	.083	6058.514
LEMANS	-.028	-2845.738	.053	5478.762
OPEL	-.024	-1154.579	.115	5431.959
COLT	-.041	-2622.495	.085	5357.397
DATSUN 260Z	.089	6267.964	.073	5139.227
MONTE CARLO	-.014	-4939.124	.012	4394.259
MAVERICK	.041	7053.544	.024	4222.599
NOVA	.000	-81.388	.012	3903.004
MUSTANG II	-.001	-323.972	.016	3770.144
FIAT	.059	3695.610	.055	3460.281
FURY/GRAND FURY	.072	5458.142	.043	3251.017

TABLE
DESIGN CHANGES 1974-1977
RANKED BY AVERAGE CHANGE IN ALL PARAMETERS (SCALED)
WEIGHTED BY AVERAGE NORMALIZED REGISTRATIONS

MODEL NAME	CURB WEIGHT	WEIGHTED CURB WEIGHT	AVERAGE	WEIGHTED AVERAGE
GRAND PRIX	-.056	-10582.449	.017	3231.019
MATADOR	.061	3375.803	.057	3145.690
DATSUN B210	.016	2112.511	.023	3104.705
HORNET	.100	11139.379	.026	2866.919
GREMLIN	.030	2914.379	.026	2505.370
VEGA	.026	6348.755	.010	2482.481
CAPRI II	.105	5978.070	.041	2353.305
PORSCHE	.119	3178.403	.085	2253.942
RIVIERA	-.143	-2906.609	.099	2009.847
SUBARU	.047	2841.498	.032	1951.934
COMET	.041	2358.543	.032	1847.839
MAZDA	.036	1981.601	.032	1744.678
FLEETWOOD	-.104	-2300.293	.076	1689.519
MARQUIS	-.024	-2142.684	.018	1666.478
FIREBIRD	-.037	-3654.667	.017	1642.324
VOLVO	.086	3291.216	.042	1619.160
ESTATE WAGON	-.176	-2997.314	.094	1605.303
NEW YORKER	.017	717.442	.037	1526.079
CORONA	.094	5878.095	.023	1444.348
MONACO	-.028	-1329.925	.029	1378.877
CAMARO	-.007	-1228.828	.008	1352.816
NEWPORT	-.005	-307.186	.021	1161.223
APOLLO/SKYLARK	-.030	-2255.782	.015	1123.552
DATSUN 710	.062	2021.054	.032	1050.027
MG	-.017	-510.126	.034	1029.204
OMEGA	-.027	-1366.382	.019	977.171
CONTINENTAL	-.027	-1548.748	.014	830.817
DASHER	.083	3183.467	.021	808.595
AUDI	-.002	-74.753	.017	763.457
VENTURA	-.016	-1101.056	.009	590.497

TABLE
DESIGN CHANGES 1974-1977
RANKED BY AVERAGE CHANGE IN ALL PARAMETERS (SCALED)
WEIGHTED BY AVERAGE NORMALIZED REGISTRATIONS

MODEL NAME	CURB WEIGHT	WEIGHTED CURB WEIGHT	AVERAGE	WEIGHTED AVERAGE
BEETLE	.031	5293.331	.003	588.148
VISTA CRUISER	-.019	-478.952	.014	355.159
CORVETTE	.035	1262.983	.008	296.144
TORONADO	-.011	-287.740	.011	293.998
TOWN&COUNTRY	-.008	-61.199	.039	281.867
ELDORADO	-.002	-98.638	.005	197.928
OTHER MAKE	.000	.000	.000	.000

TABLE
DESIGN CHANGES 1974-1977
RANKED BY AVERAGE CHANGE IN ALL PARAMETERS (SCALED)
WEIGHTED BY AVERAGE NORMALIZED REGISTRATIONS

MODEL NAME	CURB WEIGHT	WEIGHTED CURB WEIGHT	AVERAGE	WEIGHTED AVERAGE
ESTATE WAGON	-.176	-2997.314	.094	1605.303
DELTA 88	-.175	-29589.225	.087	14806.469
LESABRE	-.163	-21407.415	.079	10398.225
ELECTRA	-.160	-18045.389	.080	9010.692
BONNEVILLE	-.160	-11698.509	.083	6058.514
98	-.153	-14680.195	.103	9881.847
THUNDERBIRD	-.150	-25893.147	.073	12698.211
RIVIERA	-.143	-2906.609	.099	2009.847
HONDA	.143	22108.326	.069	10686.545
SATELLITE/FURY	.126	13544.781	.068	7331.454
DEVILLE	-.125	-24322.209	.100	19478.578
CHRGR/CRNT/MONACO	.125	12589.925	.062	6304.531
PORSCHE	.119	3178.403	.085	2253.942
CATALINA	-.116	-10214.149	.084	7354.358
CAPRI II	.105	5978.070	.041	2353.305
FLEETWOOD	-.104	-2300.293	.076	1689.519
HORNET	.100	11139.379	.026	2866.919
COROLLA	.100	20837.733	.069	14410.182
CORONA	.094	5878.095	.023	1444.348
DATSUN 260Z	.089	6267.964	.073	5139.227
VOLVO	.086	3291.216	.042	1619.160
DASHER	.083	3183.467	.021	808.595
FURY/GRAND FURY	.072	5458.142	.043	3251.017
DATSUN 710	.062	2021.054	.032	1050.027
MATADOR	.061	3375.803	.057	3145.690
FIAT	.059	3695.610	.055	3460.281
IMPALA/CAPRICE	-.057	-34878.833	.069	42275.061
GRAND PRIX	-.056	-10582.449	.017	3231.019
CELICA	.050	7119.103	.046	6530.769
PINTO	.048	15719.789	.025	8250.338

TABLE
DESIGN CHANGES 1974-1977
RANKED BY CHANGE IN CURB WEIGHT (SCALED)

MODEL NAME	CURB WEIGHT	WEIGHTED CURB WEIGHT	AVERAGE	WEIGHTED AVERAGE
SUBARU	.047	2841.498	.032	1951.934
COUGAR	.046	5760.850	.098	12345.332
COMET	.041	2358.543	.032	1847.839
COLT	-.041	-2622.495	.085	5357.397
MAVERICK	.041	7053.544	.024	4222.599
FIREBIRD	-.037	-3654.667	.017	1642.324
MAZDA	.036	1981.601	.032	1744.678
CORVETTE	.035	1262.983	.008	296.144
BEETLE	.031	5293.331	.003	588.148
GREMLIN	.030	2914.379	.026	2505.370
APOLLO/SKYLARK	-.030	-2255.782	.015	1123.552
MONACO	-.028	-1329.925	.029	1378.877
LEMANS	-.028	-2845.738	.053	5478.762
OMEGA	-.027	-1366.382	.019	977.171
CONTINENTAL	-.027	-1548.748	.014	830.817
VEGA	.026	6348.755	.010	2482.481
MARQUIS	-.024	-2142.684	.018	1666.478
OPEL	-.024	-1154.579	.115	5431.959
MALIBU	.022	7079.256	.030	9808.938
CUTLASS	-.021	-9144.897	.029	12793.628
VISTA CRUISER	-.019	-478.952	.014	355.159
MG	-.017	-510.126	.034	1029.204
NEW YORKER	.017	717.442	.037	1526.079
DATSUN B210	.016	2112.511	.023	3104.705
VENTURA	-.016	-1101.056	.009	590.497
MONTE CARLO	-.014	-4939.124	.012	4394.259
LTD/GALAXIE	.012	4729.960	.021	8153.334
CENTURY	-.011	-2617.105	.034	8066.434
TORONADO	-.011	-287.740	.011	293.998
TOWN&COUNTRY	-.008	-61.199	.039	281.867

TABLE
DESIGN CHANGES 1974-1977
RANKED BY CHANGE IN CURB WEIGHT (SCALED)

MODEL NAME	CURB WEIGHT	WEIGHTED CURB WEIGHT	AVERAGE	WEIGHTED AVERAGE
CAMARO	-.007	-1228.828	.008	1352.816
NEWPORT	-.005	-307.186	.021	1161.223
ELDORADO	-.002	-98.638	.005	197.928
AUDI	-.002	-74.753	.017	763.457
MUSTANG II	-.001	-323.972	.016	3770.144
NOVA	.000	-81.388	.012	3903.004
OTHER MAKE	.000	.000	.000	.000

TABLE
DESIGN CHANGES 1974-1977
RANKED BY CHANGE IN CURB WEIGHT (SCALED)

MODEL NAME	CURB WEIGHT	WEIGHTED CURB WEIGHT	AVERAGE	WEIGHTED AVERAGE
IMPALA/CAPRICE	-.057	-34878.833	.069	42275.061
DELTA 88	-.175	-29589.225	.087	14806.469
THUNDERBIRD	-.150	-25893.147	.073	12698.211
DEVILLE	-.125	-24322.209	.100	19478.578
HONDA	.143	22108.326	.069	10686.545
LESABRE	-.163	-21407.415	.079	10398.225
COROLLA	.100	20837.733	.069	14410.182
ELECTRA	-.160	-18045.389	.080	9010.692
PINTO	.048	15719.789	.025	8250.338
98	-.153	-14680.195	.103	9881.847
SATELLITE/FURY	.126	13544.781	.068	7331.454
CHRGR/CRNT/MONACO	.125	12589.925	.062	6304.531
BONNEVILLE	-.160	-11698.509	.083	6058.514
HORNET	.100	11139.379	.026	2866.919
GRAND PRIX	-.056	-10582.449	.017	3231.019
CATALINA	-.116	-10214.149	.084	7354.358
CUTLASS	-.021	-9144.897	.029	12793.628
CELICA	.050	7119.103	.046	6530.769
MALIBU	.022	7079.256	.030	9808.938
MAVERICK	.041	7053.544	.024	4222.599
VEGA	.026	6348.755	.010	2482.481
DATSUN 260Z	.089	6267.964	.073	5139.227
CAPRI II	.105	5978.070	.041	2353.305
CORONA	.094	5878.095	.023	1444.348
COUGAR	.046	5760.850	.098	12345.332
FURY/GRAND FURY	.072	5458.142	.043	3251.017
BEETLE	.031	5293.331	.003	588.148
MONTE CARLO	-.014	-4939.124	.012	4394.259
LTD/GALAXIE	.012	4729.960	.021	8153.334
FIAT	.059	3695.610	.055	3460.281

TABLE
DESIGN CHANGES 1974-1976
RANKED BY CHANGE IN CURB WEIGHT (SCALED)
WEIGHTED BY AVERAGE NORMALIZED REGISTRATIONS

MODEL NAME	CURB WEIGHT	WEIGHTED CURB WEIGHT	AVERAGE	WEIGHTED AVERAGE
FIREBIRD	-.037	-3654.667	.017	1642.324
MATADOR	.061	3375.803	.057	3145.690
VOLVO	.086	3291.216	.042	1619.160
DASHER	.083	3183.467	.021	808.595
PORSCHE	.119	3178.403	.085	2253.942
ESTATE WAGON	-.176	-2997.314	.094	1605.303
GREMLIN	.030	2914.379	.026	2505.370
RIVIERA	-.143	-2906.609	.099	2009.847
LEMANS	-.028	-2845.738	.053	5478.762
SUBARU	.047	2841.498	.032	1951.934
COLT	-.041	-2622.495	.085	5357.397
CENTURY	-.011	-2617.105	.034	8066.434
COMET	.041	2358.543	.032	1847.839
FLEETWOOD	-.104	-2300.293	.076	1689.519
APOLLO/SKYLARK	-.030	-2255.782	.015	1123.552
MARQUIS	-.024	-2142.684	.018	1666.478
DATSUN B210	.016	2112.511	.023	3104.705
DATSUN 710	.062	2021.054	.032	1050.027
MAZDA	.036	1981.601	.032	1744.678
CONTINENTAL	-.027	-1548.748	.014	830.817
OMEGA	-.027	-1366.382	.019	977.171
MONACO	-.028	-1329.925	.029	1378.877
CORVETTE	.035	1262.983	.008	296.144
CAMARO	-.007	-1228.828	.008	1352.816
OPEL	-.024	-1154.579	.115	5431.959
VENTURA	-.016	-1101.056	.009	590.497
NEW YORKER	.017	717.442	.037	1526.079
MG	-.017	-510.126	.034	1029.204
VISTA CRUISER	-.019	-478.952	.014	355.159
MUSTANG II	-.001	-323.972	.016	3770.144

TABLE
DESIGN CHANGES 1974-1976
RANKED BY CHANGE IN CURB WEIGHT (SCALED)
WEIGHTED BY AVERAGE NORMALIZED REGISTRATIONS

MODEL NAME	CURB WEIGHT	WEIGHTED CURB WEIGHT	AVERAGE	WEIGHTED AVERAGE
NEWPORT	-.005	-307.186	.021	1161.223
TORONADO	-.011	-287.740	.011	293.998
ELDORADO	-.002	-98.638	.005	197.928
NOVA	.000	-81.388	.012	3903.004
AUDI	-.002	-74.753	.017	763.457
TOWN&COUNTRY	-.008	-61.199	.039	281.867
OTHER MAKE	.000	.000	.000	.000

TABLE
DESIGN CHANGES 1974-1976
RANKED BY CHANGE IN CURB WEIGHT (SCALED)
WEIGHTED BY AVERAGE NORMALIZED REGISTRATIONS

APPENDIX B

UNRANKED TABULATION OF SCALED FRACTIONAL CHANGES IN ALL PARAMETERS 1974 TO 1977 MODEL YEAR PASSENGER CARS

SECTION 2.3.1 OF TEXT

SCALED FRACTIONAL CHANGES
IN PARAMETERS

MODEL NAME	CURB WEIGHT	WHEELBASE	WIDTH	LENGTH	HEIGHT	ROOMINESS	REAR OVERHANG	FRONT CRUSH LENGTH	BODY SIDE THICKNESS
NOVA	.011	.000	-.004	.000	.016	.023	-.002	.002	.000
MALIBU	.013	.008	.000	.008	.016	.017	.005	.000	.000
MONTE CARLO	.001	.000	.000	.006	.000	.002	.002	.003	.000
IMPALA/CAPRICE	.005	-.004	-.004	-.004	.015	-.002	-.007	-.005	.015
CAMARO	.014	.000	.030	.000	.000	-.002	.000	.000	.000
CORVETTE	.014	.000	.000	.000	.000	.000	.000	.000	.000
VEGA	.013	.000	.000	.000	.000	-.017	.000	.000	.018
MAVERICK	.032	.015	-.004	.008	.000	.011	.000	.017	.000
TORINO	.040	.023	.000	.018	.016	.036	.016	.010	.013
LTD/GALAXIE	.029	.000	-.003	.012	.023	-.050	.032	.010	-.014
MUSTANG II	.032	.000	.000	.000	.008	-.002	.000	-.006	.000
THUNDERBIRD	.009	.000	.000	.010	.000	.002	.027	.051	.000
PINTO	.050	.009	.004	-.005	-.016	-.004	-.028	.000	.000
LEMANS	.008	.004	-.014	.002	.040	-.003	.000	-.002	.000
CATALINA	.010	-.007	.000	.009	.031	-.003	.017	.000	.048
BONNEVILLE	.013	-.009	.000	.010	.061	.021	.026	-.002	.048
GRAND PRIX	-.013	.000	-.004	.000	.000	.014	.000	-.081	.000
FIREBIRD	.027	.002	-.008	.000	.000	-.005	-.003	.002	.000
GRAND VILLE	.005	-.011	.000	.000	.008	-.013	.013	-.010	.032
VENTURA	.029	.002	-.004	.002	.040	.023	.002	.006	.000
CENTURY	-.021	.002	.000	.001	.000	.002	.021	.000	.057
LESABRE	.006	.000	.000	.010	-.031	.002	.019	.000	.000
ELECTRA	.000	.000	.000	.018	-.061	.000	.000	.000	.000
RIVIERA	-.009	.000	-.003	-.033	.000	.000	.000	.000	.000
ESTATE WAGON	-.008	.000	.000	.008	.036	.000	.000	.000	.000
APOLLO/SKYLARK	-.022	.000	-.011	.000	.031	.004	-.002	.002	.098
VALIANT	.004	.010	-.008	.000	.016	.018	-.012	.000	.000
SATELLITE/FURY	.049	.004	-.032	.040	.023	.020	-.031	.107	.057
FURY/GRAND FURY	.035	.005	.007	.031	.038	.005	.037	.034	.013
CUTLASS	-.042	.002	.007	.005	.016	.014	.005	.007	.000

TABLE
CHANGES IN INDIVIDUAL PARAMETERS (SCALED) 1974-1975
ALL MODELS

MODEL NAME	CURB WEIGHT	WHEELBASE	WIDTH	LENGTH	HEIGHT	ROOMINESS	REAR OVERHANG	FRONT CRUSH LENGTH	BODY SIDE THICKNESS
DELTA 88	-.001	.000	.003	.005	.093	-.005	.006	.003	.031
98	-.002	.000	.000	.000	-.008	-.002	.000	.000	.000
TORONADO	-.003	.000	.000	-.004	.000	.013	-.013	-.006	-.042
VISTA CRUISER	.000	.000	.033	.004	.000	-.002	.002	.005	.000
OMEGA	.024	.000	-.008	.001	.087	.002	.000	.002	.000
DART	.003	.000	.004	.014	.008	.007	.017	.011	.000
MONACO	.022	-.009	.018	.048	.038	-.002	.033	.028	.000
CHRGR/CRNT/MONACO	.062	-.010	.004	.018	-.008	.021	.009	.030	.000
BEETLE	.003	.000	.059	.000	-.007	.000	.000	.000	.000
DASHER	.026	.000	.018	.001	.000	.002	.000	.000	.000
MONTEGO	.050	.010	.000	.007	.000	.057	-.012	.056	.000
MARQUIS	.002	-.016	.000	.021	.046	-.007	.019	.022	.000
COUGAR	.017	.000	.000	.000	.008	.107	.000	.058	.000
COMET	.032	.015	.000	.004	.000	.053	.000	.000	.000
CALAIS	.023	.000	.000	.000	-.015	.000	.000	.000	.000
DEVILLE	.025	.000	.000	.000	-.008	-.010	.000	.000	.000
ELDORADO	.024	.000	.000	.000	.008	.000	-.002	.006	.000
FLEETWOOD	.004	-.028	.000	-.016	-.037	.041	.000	.002	.040
GREMLIN	.007	.000	.000	.000	.000	.002	.000	.000	.000
HORNET	.024	.000	.000	.000	.000	.000	.000	.000	.000
MATADOR	.027	.019	-.004	.017	.078	.049	.042	-.019	-.014
NEWPORT	.001	.000	.000	.020	.015	-.029	.026	.015	.000
NEW YORKER	.010	.000	.003	.014	-.008	-.031	.017	.030	.000
TOWN&COUNTRY	.006	.000	.000	.024	-.014	-.015	.034	.015	.000
IMPERIAL	.019	.000	-.007	.015	-.015	.000	.006	-.002	.000
CONTINENTAL	.010	.000	.010	-.006	.008	-.007	-.002	.000	.028
MARKIV	.017	.000	.000	-.002	.016	-.012	.007	.006	.000
OPEL	.008	.000	.000	.000	.016	-.044	-.017	-.030	-.193
DATSUN 260Z	.125	.206	.030	.163	.041	.000	.000	-.040	.000
DATSUN 610	.042	.000	.000	.007	.007	.000	99.999	99.999	99.999

TABLE
CHANGES IN INDIVIDUAL PARAMETERS (SCALED) 1974-1975
ALL MODELS

MODEL NAME	CURB WEIGHT	WHEELBASE	WIDTH	LENGTH	HEIGHT	ROOMINESS	REAR OVERHANG	FRONT CRUSH LENGTH	BODY SIDE THICKNESS
DATSUN B210	.040	.000	.000	.022	-.039	.000	.000	.000	.000
DATSUN 710	.074	.000	.000	.032	.030	.000	99.999	99.999	99.999
COROLLA	.097	.034	.117	.025	.070	.000	.000	.000	.000
CORONA	.061	.000	-.004	.018	.000	.000	99.999	99.999	99.999
MARK II	.005	.000	.000	-.017	-.052	99.999	99.999	99.999	99.999
CELICA	.020	.000	.018	.029	-.016	.000	.000	.000	.000
CAPRI II	.083	.002	.090	.010	.041	.000	.000	.000	.000
MAZDA	.021	.002	.040	.009	-.045	99.999	99.999	99.999	99.999
FIAT	.038	.005	-.022	.030	-.039	99.999	99.999	99.999	99.999
VOLVO	.015	.015	-.004	.037	-.007	.052	-.016	.028	.000
AUDI	-.016	-.013	-.021	-.013	-.015	.000	99.999	99.999	99.999
COLT	.030	.000	-.018	-.004	-.023	.000	99.999	99.999	99.999
HONDA	.081	.008	-.005	.043	.016	.019	.037	.000	.000
PORSCHE	.027	-.014	-.013	.015	.025	.000	99.999	99.999	99.999
MG	.008	.008	-.010	.074	.110	.000	99.999	99.999	99.999
SUBARU	.019	.002	.023	-.011	.015	99.999	99.999	99.999	99.999

TABLE
CHANGES IN INDIVIDUAL PARAMETERS (SCALED) 1974-1975
ALL MODELS

MODEL NAME	CURB WEIGHT	WHEELBASE	WIDTH	LENGTH	HEIGHT	ROOMINESS	REAR OVERHANG	FRONT CRUSH LENGTH	BODY SIDE THICKNESS
THUNDERBIRD	.009	.000	.000	.010	.000	.002	.027	.051	.000
BONNEVILLE	.013	-.009	.000	.010	.061	.021	.026	-.002	.048
GRAND PRIX	-.013	.000	-.004	.000	.000	.014	.000	-.081	.000
CENTURY	-.021	.002	.000	.001	.000	.002	.021	.000	.057
ELECTRA	.000	.000	.000	.018	-.061	.000	.000	.000	.000
APOLLO/SKYLARK	-.022	.000	-.011	.000	.031	.004	-.002	.002	.098
SATELLITE/FURY	.049	.004	-.032	.040	.023	.020	-.031	.107	.057
DELTA 88	-.001	.000	.003	.005	.093	-.005	.006	.003	.031
OMEGA	.024	.000	-.008	.001	.087	.002	.000	.002	.000
CHRGR/CRNT/MONACO	.062	-.010	.004	.018	-.008	.021	.009	.030	.000
BEETLE	.003	.000	.059	.000	-.007	.000	.000	.000	.000
MONTEGO	.050	.010	.000	.007	.000	.057	-.012	.056	.000
COUGAR	.017	.000	.000	.000	.008	.107	.000	.058	.000
COMET	.032	.015	.000	.004	.000	.053	.000	.000	.000
MATADOR	.027	.019	-.004	.017	.078	.049	.042	-.019	-.014
OPEL	.008	.000	.000	.000	.016	-.044	-.017	-.030	-.193
DATSUN 260Z	.125	.206	.030	.163	.041	.000	.000	-.040	.000
DATSUN 710	.074	.000	.000	.032	.030	.000	99.999	99.999	99.999
COROLLA	.097	.034	.117	.025	.070	.000	.000	.000	.000
CORONA	.061	.000	-.004	.018	.000	.000	99.999	99.999	99.999
MARK II	.005	.000	.000	-.017	-.052	99.999	99.999	99.999	99.999
CAPRI II	.083	.002	.090	.010	.041	.000	.000	.000	.000
VOLVO	.015	.015	-.004	.037	-.007	.052	-.016	.028	.000
HONDA	.081	.008	-.005	.043	.016	.019	.037	.000	.000
MG	.008	.008	-.010	.074	.110	.000	99.999	99.999	99.999

TABLE
CHANGES IN INDIVIDUAL PARAMETERS (SCALED) 1974-1975
MODELS HAVING A CHANGE GREATER THAN .05 (SCALED) IN SOME PARAMETER

MODEL NAME	CURB WEIGHT	WHEELBASE	WIDTH	LENGTH	HEIGHT	ROOMINESS	REAR OVERHANG	FRONT CRUSH LENGTH	BODY SIDE THICKNESS
SATELLITE/FURY	.049	.004	-.032	.040	.023	.020	-.031	.107	.057
COUGAR	.017	.000	.000	.000	.008	.107	.000	.058	.000
OPEL	.008	.000	.000	.000	.016	-.044	-.017	-.030	-.193
DATSUN 260Z	.125	.206	.030	.163	.041	.000	.000	-.040	.000
COROLLA	.097	.034	.117	.025	.070	.000	.000	.000	.000
MG	.008	.008	-.010	.074	.110	.000	99.999	99.999	99.999

TABLE
CHANGES IN INDIVIDUAL PARAMETERS (SCALED) 1974-1975
MODELS HAVING A CHANGE GREATER THAN .10 (SCALED) IN SOME PARAMETER

MODEL NAME	CURB WEIGHT	WHEELBASE	WIDTH	LENGTH	HEIGHT	ROOMINESS	REAR OVERHANG	FRONT CRUSH LENGTH	BODY SIDE THICKNESS
NOVA	-.013	.000	.000	.001	.047	-.005	.000	.000	.000
MALIBU	.002	.006	.011	.009	.023	-.010	.012	.002	.000
MONTE CARLO	-.004	.000	.000	.000	.008	.002	.005	.002	.000
IMPALA/CAPRICE	.001	.004	.004	.002	.015	-.005	.007	.004	-.015
CAMARO	.005	.000	.000	.000	.000	-.004	.000	.000	.000
CORVETTE	.022	.000	.000	-.004	.026	.000	.003	-.006	.000
VEGA	.017	.000	.000	.000	.074	.017	.000	.000	-.017
MONZA	-.041	.000	.000	-.010	-.017	.000	-.008	-.021	-.034
MAVERICK	.004	.002	.000	.001	.000	-.034	.000	-.004	.064
TORINO	-.006	-.002	.004	.010	.016	-.009	.012	.010	.013
LTD/GALAXIE	-.014	.000	-.003	.000	.023	.034	-.015	.000	.028
MUSTANG II	-.011	.000	.000	.000	.000	-.100	.000	.006	.000
THUNDERBIRD	-.015	.000	.000	.000	-.016	-.051	.000	.002	.074
PINTO	-.013	.000	-.004	-.006	.000	-.048	-.009	.000	.000
ELITE	-.006	.000	.000	.003	.000	-.014	.005	.000	.000
GRANADA	.008	.002	.008	.001	.008	.044	.000	.000	-.015
LEMANS	.012	.014	.000	.006	.024	.012	.018	-.004	.000
CATALINA	-.011	.000	.000	.000	.008	-.002	.000	.000	.000
BONNEVILLE	-.020	-.011	.000	-.010	-.061	-.023	-.006	.000	.000
GRAND PRIX	.003	.000	.000	-.048	.000	-.014	.000	.000	.000
FIREBIRD	-.008	.000	.000	.009	.000	.000	.020	.002	.000
VENTURA	-.016	.000	.000	.000	.016	.005	.000	.000	.000
ASTRE	-.008	.000	.000	.026	.058	.032	.041	.007	.000
CENTURY	-.021	-.002	-.049	-.009	-.047	-.002	.000	-.014	.000
LESABRE	-.015	.000	.000	.000	-.046	-.008	.000	.000	.031
ELECTRA	-.016	.000	.000	.000	.023	.003	.039	.000	.015
RIVIERA	-.001	.000	.000	.000	-.054	.040	.000	-.052	.000
ESTATE WAGON	.005	.000	.000	-.001	-.043	-.031	.012	.000	.015
APOLLO/SKYLARK	-.023	.000	.012	.000	-.078	.005	.000	.000	-.090
SKYHAWK	.019	.000	.000	.000	-.008	-.007	.000	.000	.000

TABLE
CHANGES IN INDIVIDUAL PARAMETERS (SCALED) 1975-1976
ALL MODELS

MODEL NAME	CURB WEIGHT	WHEELBASE	WIDTH	LENGTH	HEIGHT	ROOMINESS	REAR OVERHANG	FRONT CRUSH LENGTH	BODY SIDE THICKNESS
VALIANT	-.002	.002	.000	.010	.000	-.007	.012	.007	.000
SATELLITE/FURY	.017	.004	.046	.015	.000	-.031	.002	.000	.000
FURY/GRAND FURY	.004	.000	-.003	.004	-.022	-.018	.009	.002	.000
CUTLASS	.025	.002	-.014	.000	.000	-.012	-.035	-.011	.000
DELTA 88	-.018	-.009	.000	-.011	-.061	-.011	.000	-.002	.000
98	-.013	.000	.000	-.002	.000	-.018	.000	-.002	.000
TORONADO	-.007	.000	.007	.000	.000	-.012	.007	.000	-.044
VISTA CRUISER	-.007	.000	.000	-.005	.000	-.067	.000	-.009	.000
OMEGA	-.020	.000	.011	.000	.008	.018	.000	.000	.000
STARFIRE	.022	.000	.000	.000	.000	-.002	.000	.000	.000
DART	-.005	-.002	.004	.002	.008	-.011	.010	.000	.000
MONACO	.006	.002	-.003	.004	-.030	-.015	.002	.037	.000
CHRGR/CRNT/MONACO	.006	.002	.000	.001	-.008	-.032	.002	.000	-.014
BEETLE	.006	-.007	-.079	-.007	.007	.000	.000	.000	.000
DASHER	.044	.000	-.013	.024	.000	.000	.003	.000	.000
RABBIT	-.006	.000	.000	.000	.000	.000	.000	.000	.000
SCIROCCO	.062	.000	.000	.000	.057	.086	.000	-.093	.000
MONTEGO	-.001	.004	.004	.002	.008	.000	.005	-.020	.000
MARQUIS	-.021	.016	.000	.000	-.038	-.025	.002	.000	.040
COUGAR	.005	.000	.000	-.010	.000	-.010	.005	.000	.000
COMET	.004	.000	.000	-.003	.000	-.077	.000	-.070	.064
MONARCH	.006	.000	.000	.000	.000	.058	.000	.000	.000
BOBCAT	-.005	.000	.000	.000	.000	-.002	.000	.000	.000
CALAIS	-.008	.000	.000	.000	.000	-.021	.000	.000	.000
DEVILLE	-.008	.000	.000	.000	.000	-.021	.000	.000	.000
ELDORADO	-.003	.000	.000	.000	.000	-.017	.000	.000	.000
FLEETWOOD	.001	.022	.000	.012	.008	-.053	.000	-.002	-.039
GREMLIN	.016	.000	.000	-.011	.000	-.027	.000	-.021	.000
HORNET	.018	.000	.000	-.012	.000	.009	.003	-.023	.000
MATADOR	.005	.010	.000	.008	.069	.025	.022	-.009	.000

TABLE
CHANGES IN INDIVIDUAL PARAMETERS (SCALED) 1975-1976
ALL MODELS

MODEL NAME	CURB WEIGHT	WHEELBASE	WIDTH	LENGTH	HEIGHT	ROOMINESS	REAR OVERHANG	FRONT CRUSH LENGTH	BODY SIDE THICKNESS
PACER	.020	.000	.000	-.019	.000	-.023	-.027	-.017	.000
NEWPORT	.022	.000	.000	-.003	-.023	-.007	-.004	-.002	.000
NEW YORKER	.035	.000	.000	.042	-.038	-.013	.023	.053	-.013
TOWN&COUNTRY	.003	.000	.000	.005	-.092	-.021	.008	.002	.000
CORDOBA	.022	.000	.000	.000	.000	-.038	.000	.000	.000
CONTINENTAL	-.008	.000	-.010	.004	-.007	-.008	.000	.000	.014
MARKIV	-.020	.000	.000	.000	-.023	-.076	.000	.000	.063
OPEL	-.069	-.032	-.108	-.084	-.127	-.002	-.422	-.100	.116
DATSUN 260Z	-.036	-.056	-.009	-.027	.008	.000	.032	.079	.048
DATSUN 610	-.044	.000	.000	-.020	-.022	.000	99.999	99.999	99.999
DATSUN B210	.016	.000	.000	.011	.039	.000	.000	.000	.000
DATSUN 710	-.038	.000	.000	-.023	-.104	-.110	-.059	.011	-.097
COROLLA	.031	.000	.018	.000	-.015	.000	.000	.000	.000
CORONA	-.003	.000	.018	.006	.030	.000	99.999	99.999	99.999
MARK II	-.039	-.002	.017	.039	.038	99.999	99.999	99.999	99.999
CELICA	-.012	.065	.018	.039	.049	.000	.000	.000	.000
CAPRI II	.000	.000	.000	.000	.000	.000	.000	.000	.000
MAZDA	-.041	-.037	-.009	-.032	-.038	99.999	99.999	99.999	99.999
FIAT	.023	.014	.004	.020	-.024	99.999	99.999	99.999	99.999
VOLVO	.040	-.006	.004	.005	.007	-.135	.040	.079	.000
AUDI	-.006	-.009	-.046	-.001	-.031	-.047	99.999	99.999	99.999
COLT	.010	.000	.018	.000	.156	.026	99.999	99.999	99.999
HONDA	.020	.028	.028	.039	.016	.019	-.013	.000	.000
PORSCHE	.054	-.045	.017	.052	.092	.000	99.999	99.999	99.999
MG	-.019	-.018	-.014	-.017	-.116	.000	99.999	99.999	99.999
SUBARU	.002	-.002	-.005	-.008	.000	99.999	99.999	99.999	99.999

TABLE
CHANGES IN INDIVIDUAL PARAMETERS (SCALED) 1975-1976
ALL MODELS

MODEL NAME	CURB WEIGHT	WHEELBASE	WIDTH	LENGTH	HEIGHT	ROOMINESS	REAR OVERHANG	FRONT CRUSH LENGTH	BODY SIDE THICKNESS
VEGA	.017	.000	.000	.000	.074	.017	.000	.000	-.017
MAVERICK	.004	.002	.000	.001	.000	-.034	.000	-.004	.064
MUSTANG II	-.011	.000	.000	.000	.000	-.100	.000	.006	.000
THUNDERBIRD	-.015	.000	.000	.000	-.016	-.051	.000	.002	.074
BONNEVILLE	-.020	-.011	.000	-.010	-.061	-.023	-.006	.000	.000
ASTRE	-.008	.000	.000	.026	.058	.032	.041	.007	.000
RIVIERA	-.001	.000	.000	.000	-.054	.040	.000	-.052	.000
APOLLO/SKYLARK	-.023	.000	.012	.000	-.078	.005	.000	.000	-.090
DELTA 88	-.018	-.009	.000	-.011	-.061	-.011	.000	-.002	.000
VISTA CRUISER	-.007	.000	.000	-.005	.000	-.067	.000	-.009	.000
BEETLE	.006	-.007	-.079	-.007	.007	.000	.000	.000	.000
SCIROCCO	.062	.000	.000	.000	.057	.086	.000	-.093	.000
COMET	.004	.000	.000	-.003	.000	-.077	.000	-.070	.064
MONARCH	.006	.000	.000	.000	.000	.058	.000	.000	.000
FLEETWOOD	.001	.022	.000	.012	.008	-.053	.000	-.002	-.039
MATADOR	.005	.010	.000	.008	.069	.025	.022	-.009	.000
NEW YORKER	.035	.000	.000	.042	-.038	-.013	.023	.053	-.013
TOWN&COUNTRY	.003	.000	.000	.005	-.092	-.021	.008	.002	.000
MARKIV	-.020	.000	.000	.000	-.023	-.076	.000	.000	.063
OPEL	-.069	-.032	-.108	-.084	-.127	-.002	-.422	-.100	.116
DATSUN 260Z	-.036	-.056	-.009	-.027	.008	.000	.032	.079	.048
DATSUN 710	-.038	.000	.000	-.023	-.104	-.110	-.059	.011	-.097
CELICA	-.012	.065	.018	.039	.049	.000	.000	.000	.000
VOLVO	.040	-.006	.004	.005	.007	-.135	.040	.079	.000
COLT	.010	.000	.018	.000	.156	.026	99.999	99.999	99.999
PORSCHE	.054	-.045	.017	.052	.092	.000	99.999	99.999	99.999
MG	-.019	-.018	-.014	-.017	-.116	.000	99.999	99.999	99.999

TABLE
CHANGES IN INDIVIDUAL PARAMETERS (SCALED) 1975-1976
MODELS HAVING A CHANGE GREATER THAN .05 (SCALED) IN SOME PARAMETER

MODEL NAME	CURB WEIGHT	WHEELBASE	WIDTH	LENGTH	HEIGHT	ROOMINESS	REAR OVERHANG	FRONT CRUSH LENGTH	BODY SIDE THICKNESS
OPEL	-.069	-.032	-.108	-.084	-.127	-.002	-.422	-.100	.116
DATSUN 710	-.038	.000	.000	-.023	-.104	-.110	-.059	.011	-.097
VOLVO	.040	-.006	.004	.005	.007	-.135	.040	.079	.000
COLT	.010	.000	.018	.000	.156	.026	99.999	99.999	99.999
MG	-.019	-.018	-.014	-.017	-.116	.000	99.999	99.999	99.999

TABLE
CHANGES IN INDIVIDUAL PARAMETERS (SCALED) 1975-1976
MODELS HAVING A CHANGE GREATER THAN .10 (SCALED) IN SOME PARAMETER

MODEL NAME	CURB WEIGHT	WHEELBASE	WIDTH	LENGTH	HEIGHT	ROOMINESS	REAR OVERHANG	FRONT CRUSH LENGTH	BODY SIDE THICKNESS
NOVA	.001	.000	.000	-.001	.000	-.030	.000	.022	.000
MALIBU	.007	.010	-.004	.023	.054	.005	.040	.000	-.015
MONTE CARLO	-.011	.000	.000	.000	.000	.000	.000	.000	.068
IMPALA/CAPRICE	-.063	-.090	-.028	-.069	.205	-.007	-.009	-.057	-.060
CAMARO	-.026	.000	.000	.000	.000	-.029	.000	.000	.000
CORVETTE	-.002	.000	.000	.000	.000	.000	.000	.000	.000
VEGA	-.005	.000	.000	.000	-.032	.024	.000	.000	.000
MONZA	.017	.000	.000	.000	.000	-.002	.000	.000	.000
CHEVETTE	.010	.000	.009	.000	.000	-.006	.000	.000	.000
MAVERICK	.004	.025	.000	.014	.039	.027	.000	-.008	.000
LTD/GALAXIE	-.002	.000	.000	.015	-.008	.000	.034	.000	.014
MUSTANG II	-.022	.000	.000	.000	.025	.010	.000	.000	.016
THUNDERBIRD	-.144	-.118	-.042	-.099	.016	-.033	-.074	-.070	-.174
PINTO	.012	.002	.004	.050	.049	.033	.113	.000	.000
GRANADA	-.020	.000	-.004	.000	-.008	-.084	.000	.002	.000
LEMANS	-.046	.039	-.047	.039	.023	.137	.014	.000	-.015
CATALINA	-.116	-.143	-.136	-.117	.069	-.064	-.047	-.037	-.046
BONNEVILLE	-.154	-.135	-.133	-.112	-.031	-.077	-.051	-.027	-.031
GRAND PRIX	-.048	.000	.000	.055	.000	-.010	.000	.098	-.068
FIREBIRD	-.054	.000	.000	.000	-.008	-.029	.000	.030	.000
VENTURA	-.028	.000	.000	-.003	-.024	-.049	.000	-.006	.000
ASTRE	.019	.000	.000	.000	.016	.020	.000	.000	.000
SUNBIRD	.020	.000	.000	.000	.000	.000	.000	.000	.000
CENTURY	.032	.022	.011	.034	.086	.048	.047	.000	-.094
LESABRE	-.156	-.145	-.094	-.083	.117	-.074	-.015	-.024	-.119
ELECTRA	-.147	-.142	-.094	-.105	.069	-.148	-.060	-.007	.015
RIVIERA	-.135	-.111	-.094	-.047	.157	-.071	.065	-.069	-.145
ESTATE WAGON	-.174	-.194	.000	-.141	-.094	-.076	-.070	.019	-.074
APOLLO/SKYLARK	.015	.000	.000	-.001	-.032	-.028	.000	.000	.000
SKYHAWK	-.031	.000	.000	.000	.008	.000	.000	-.002	.000

TABLE
CHANGES IN INDIVIDUAL PARAMETERS (SCALED) 1976-1977
ALL MODELS

MODEL NAME	CURB WEIGHT	WHEELBASE	WIDTH	LENGTH	HEIGHT	ROOMINESS	REAR OVERHANG	FRONT CRUSH LENGTH	BODY SIDE THICKNESS
SATELLITE/FURY	.055	.008	-.028	.039	.101	.026	.108	.000	-.014
FURY/GRAND FURY	.030	.024	-.007	.021	.075	.033	.017	.000	.000
VOLARE	.020	.030	.000	.014	.069	.075	-.005	.000	.000
CUTLASS	-.003	.059	.015	.024	.039	.079	.026	.002	.000
DELTA 88	-.159	-.143	-.101	-.088	.046	-.067	-.036	-.017	-.092
98	-.141	-.140	-.105	-.110	.076	-.126	-.073	-.003	.125
TORONADO	-.001	.000	.010	-.001	-.008	.000	.000	-.002	.045
VISTA CRUISER	-.012	.000	.000	.000	.000	.000	.000	.000	.000
OMEGA	-.030	.000	.000	.000	.000	-.054	-.005	.006	.000
STARFIRE	-.060	.000	.000	.000	.000	-.006	.000	.000	.000
MONACO/RYL MONACO	-.053	-.009	.003	-.006	-.038	-.008	-.004	-.002	.000
CHRGR/CRNT/MONACO	.052	.017	.032	.058	.133	.043	.110	.000	.000
ASPEN	.023	.030	.000	.014	.069	.064	-.005	.000	.000
BEETLE	.022	.007	.023	.007	.000	.000	.000	.000	.000
DASHER	.011	.000	-.013	.067	.000	.000	.000	.000	.000
RABBIT	.022	.000	.000	.000	.000	-.004	-.083	.017	-.049
SCIROCCO	.000	.000	.000	.000	.000	.000	.000	.000	.000
MARQUIS	-.005	.002	.000	.000	.015	.017	-.002	.000	.000
COUGAR	.023	.072	.028	.075	.150	.142	.062	.111	.028
COMET	.004	.023	.000	.012	.063	.025	.000	.000	.000
MONARCH	-.039	.000	.008	-.024	-.008	-.065	-.047	-.006	-.015
BOBCAT	-.022	.002	.004	.046	.041	.045	.107	.000	-.048
DEVILLE	-.139	-.145	-.118	-.089	.062	-.051	-.088	-.039	-.160
ELDORADO	-.024	.000	.000	-.001	.000	-.008	.000	.000	.000
FLEETWOOD	-.109	-.021	-.118	-.021	.105	-.037	-.088	-.039	-.160
SEVILLE	-.008	.000	.000	.001	-.008	-.005	.002	.000	.000
GREMLIN	.006	.000	.000	-.035	-.056	.002	.000	-.058	.000
HORNET	.056	.000	.000	.001	-.096	-.002	-.003	.005	.000
MATADOR	.028	.008	.000	.014	-.015	.020	.031	-.005	.000
PACER	.006	.000	.000	.031	.024	.030	.078	.005	.000

TABLE
CHANGES IN INDIVIDUAL PARAMETERS (SCALED) 1976-1977
ALL MODELS

MODEL NAME	CURB WEIGHT	WHEELBASE	WIDTH	LENGTH	HEIGHT	ROOMINESS	REAR OVERHANG	FRONT CRUSH LENGTH	BODY SIDE THICKNESS
NEWPORT	-.028	.000	.003	-.002	-.030	-.035	.006	.000	-.013
NEW YORKER	-.026	.000	.000	.000	.000	-.025	.000	.000	.000
TOWN&COUNTRY	-.018	.000	.000	.000	-.043	-.031	.000	.000	.039
CORDOBA	-.016	.000	.000	.000	.000	-.009	.000	.000	.041
CONTINENTAL	-.029	.000	-.003	.001	-.023	.002	.000	.032	-.014
OPEL	.040	.000	.000	.013	.016	.000	.000	.000	.000
DATSUN 260Z	.005	.000	.000	.000	.000	.000	99.999	99.999	99.999
DATSUN B210	-.039	.000	.000	-.005	-.023	.067	.064	.013	.000
DATSUN 710	.028	.000	.000	.013	.076	.000	.000	.000	.000
DATSUN F10	.000	.000	.000	.000	.000	.000	.000	.000	.000
COROLLA	-.028	.000	.022	.014	.000	-.046	.082	.056	.048
CORONA	.033	.000	.000	.000	-.022	.000	99.999	99.999	99.999
CELICA	.042	.000	.000	-.001	-.040	-.111	.048	.024	.000
CAPRI II	.021	.000	.000	.000	.000	.000	99.999	99.999	99.999
MAZDA	.058	.052	.017	.061	.062	99.999	99.999	99.999	99.999
FIAT	-.004	.038	.000	-.004	.160	99.999	99.999	99.999	99.999
VOLVO	.028	-.009	.004	.001	.037	.000	99.999	99.999	99.999
AUDI	.021	.027	.077	.034	.008	.002	.027	.000	-.070
COLT	-.077	-.075	-.132	-.110	-.143	-.078	-.121	-.059	-.142
HONDA	.035	.028	.000	.046	.055	-.028	.067	.000	-.072
PORSCHE	.034	-.014	.073	.019	.033	.000	99.999	99.999	99.999
MG	-.005	-.031	-.034	-.011	.051	.000	99.999	99.999	99.999
SUBARU	.025	-.002	-.019	-.001	.076	99.999	99.999	99.999	99.999
ARROW	-.030	.000	.000	.000	.000	.000	99.999	99.999	99.999

TABLE
CHANGES IN INDIVIDUAL PARAMETERS (SCALED) 1976-1977
ALL MODELS

MODEL NAME	CURB WEIGHT	WHEELBASE	WIDTH	LENGTH	HEIGHT	ROOMINESS	REAR OVERHANG	FRONT CRUSH LENGTH	BODY SIDE THICKNESS
MALIBU	.007	.010	-.004	.023	.054	.005	.040	.000	-.015
MONTE CARLO	-.011	.000	.000	.000	.000	.000	.000	.000	.068
IMPALA/CAPRICE	-.063	-.090	-.028	-.069	.205	-.007	-.009	-.057	-.060
THUNDERBIRD	-.144	-.118	-.042	-.099	.016	-.033	-.074	-.070	-.174
PINTO	.012	.002	.004	.050	.049	.033	.113	.000	.000
GRANADA	-.020	.000	-.004	.000	-.008	-.084	.000	.002	.000
LEMANS	-.046	.039	-.047	.039	.023	.137	.014	.000	-.015
CATALINA	-.116	-.143	-.136	-.117	.069	-.064	-.047	-.037	-.046
BONNEVILLE	-.154	-.135	-.133	-.112	-.031	-.077	-.051	-.027	-.031
GRAND PRIX	-.048	.000	.000	.055	.000	-.010	.000	.098	-.068
FIREBIRD	-.054	.000	.000	.000	-.008	-.029	.000	.030	.000
CENTURY	.032	.022	.011	.034	.086	.048	.047	.000	-.094
LESABRE	-.156	-.145	-.094	-.083	.117	-.074	-.015	-.024	-.119
ELECTRA	-.147	-.142	-.094	-.105	.069	-.148	-.060	-.007	.015
RIVIERA	-.135	-.111	-.094	-.047	.157	-.071	.065	-.069	-.145
ESTATE WAGON	-.174	-.194	.000	-.141	-.094	-.076	-.070	.019	-.074
SATELLITE/FURY	.055	.008	-.028	.039	.101	.026	.108	.000	-.014
FURY/GRAND FURY	.030	.024	-.007	.021	.075	.033	.017	.000	.000
VOLARE	.020	.030	.000	.014	.069	.075	-.005	.000	.000
CUTLASS	-.003	.059	.015	.024	.039	.079	.026	.002	.000
DELTA 88	-.159	-.143	-.101	-.088	.046	-.067	-.036	-.017	-.092
98	-.141	-.140	-.105	-.110	.076	-.126	-.073	-.003	.125
OMEGA	-.030	.000	.000	.000	.000	-.054	-.005	.006	.000
STARFIRE	-.060	.000	.000	.000	.000	-.006	.000	.000	.000
MONACO/RYL MONACO	-.053	-.009	.003	-.006	-.038	-.008	-.004	-.002	.000
CHRGR/CRNT/MONACO	.052	.017	.032	.058	.133	.043	.110	.000	.000
ASPEN	.023	.030	.000	.014	.069	.064	-.005	.000	.000
DASHER	.011	.000	-.013	.067	.000	.000	.000	.000	.000
RABBIT	.022	.000	.000	.000	.000	-.004	-.083	.017	-.049
COUGAR	.023	.072	.028	.075	.150	.142	.062	.111	.028

TABLE
CHANGES IN INDIVIDUAL PARAMETERS (SCALED) 1976-1977
MODELS HAVING A CHANGE GREATER THAN .05 (SCALED) IN SOME PARAMETER

MODEL NAME	CURB WEIGHT	WHEELBASE	WIDTH	LENGTH	HEIGHT	ROOMINESS	REAR OVERHANG	FRONT CRUSH LENGTH	BODY SIDE THICKNESS
COMET	.004	.023	.000	.012	.063	.025	.000	.000	.000
MONARCH	-.039	.000	.008	-.024	-.008	-.065	-.047	-.006	-.015
BOBCAT	-.022	.002	.004	.046	.041	.045	.107	.000	-.048
DEVILLE	-.139	-.145	-.118	-.089	.062	-.051	-.088	-.039	-.160
FLEETWOOD	-.109	-.021	-.118	-.021	.105	-.037	-.088	-.039	-.160
GREMLIN	.006	.000	.000	-.035	-.056	.002	.000	-.058	.000
HORNET	.056	.000	.000	.001	-.096	-.002	-.003	.005	.000
PACER	.006	.000	.000	.031	.024	.030	.078	.005	.000
DATSUN B210	-.039	.000	.000	-.005	-.023	.067	.064	.013	.000
DATSUN 710	.028	.000	.000	.013	.076	.000	.000	.000	.000
COROLLA	-.028	.000	.022	.014	.000	-.046	.082	.056	.048
CELICA	.042	.000	.000	-.001	-.040	-.111	.048	.024	.000
MAZDA	.058	.052	.017	.061	.062	99.999	99.999	99.999	99.999
FIAT	-.004	.038	.000	-.004	.160	99.999	99.999	99.999	99.999
AUDI	.021	.027	.077	.034	.008	.002	.027	.000	-.070
COLT	-.077	-.075	-.132	-.110	-.143	-.078	-.121	-.059	-.142
HONDA	.035	.028	.000	.046	.055	-.028	.067	.000	-.072
PORSCHE	.034	-.014	.073	.019	.033	.000	99.999	99.999	99.999
MG	-.005	-.031	-.034	-.011	.051	.000	99.999	99.999	99.999
SUBARU	.025	-.002	-.019	-.001	.076	99.999	99.999	99.999	99.999

TABLE
CHANGES IN INDIVIDUAL PARAMETERS (SCALED) 1976-1977
MODELS HAVING A CHANGE GREATER THAN .05 (SCALED) IN SOME PARAMETER

MODEL NAME	CURB WEIGHT	WHEELBASE	WIDTH	LENGTH	HEIGHT	ROOMINESS	REAR OVERHANG	FRONT CRUSH LENGTH	BODY SIDE THICKNESS
IMPALA/CAPRICE	-.063	-.090	-.028	-.069	.205	-.007	-.009	-.057	-.060
THUNDERBIRD	-.144	-.118	-.042	-.099	.016	-.033	-.074	-.070	-.174
PINTO	.012	.002	.004	.050	.049	.033	.113	.000	.000
LEMANS	-.046	.039	-.047	.039	.023	.137	.014	.000	-.015
CATALINA	-.116	-.143	-.136	-.117	.069	-.064	-.047	-.037	-.046
BONNEVILLE	-.154	-.135	-.133	-.112	-.031	-.077	-.051	-.027	-.031
LESABRE	-.156	-.145	-.094	-.083	.117	-.074	-.015	-.024	-.119
ELECTRA	-.147	-.142	-.094	-.105	.069	-.148	-.060	-.007	.015
RIVIERA	-.135	-.111	-.094	-.047	.157	-.071	.065	-.069	-.145
ESTATE WAGON	-.174	-.194	.000	-.141	-.094	-.076	-.070	.019	-.074
SATELLITE/FURY	.055	.008	-.028	.039	.101	.026	.108	.000	-.014
DELTA 88	-.159	-.143	-.101	-.088	.046	-.067	-.036	-.017	-.092
98	-.141	-.140	-.105	-.110	.076	-.126	-.073	-.003	.125
CHRGR/CRNT/MONACO	.052	.017	.032	.058	.133	.043	.110	.000	.000
COUGAR	.023	.072	.028	.075	.150	.142	.062	.111	.028
BOBCAT	-.022	.002	.004	.046	.041	.045	.107	.000	-.048
DEVILLE	-.139	-.145	-.118	-.089	.062	-.051	-.088	-.039	-.160
FLEETWOOD	-.109	-.021	-.118	-.021	.105	-.037	-.088	-.039	-.160
CELICA	.042	.000	.000	-.001	-.040	-.111	.048	.024	.000
FIAT	-.004	.038	.000	-.004	.160	99.999	99.999	99.999	99.999
COLT	-.077	-.075	-.132	-.110	-.143	-.078	-.121	-.059	-.142

TABLE
CHANGES IN INDIVIDUAL PARAMETERS (SCALED) 1976-1977
MODELS HAVING A CHANGE GREATER THAN .10 (SCALED) IN SOME PARAMETER

MODEL NAME	CURB WEIGHT	WHEELBASE	WIDTH	LENGTH	HEIGHT	ROOMINESS	REAR OVERHANG	FRONT CRUSH LENGTH	BODY SIDE THICKNESS
NOVA	-.002	.000	-.004	.001	.063	.018	-.002	.002	.000
MALIBU	.015	.014	.011	.018	.039	.007	.017	.002	.000
MONTE CARLO	-.003	.000	.000	.006	.008	.003	.007	.005	.000
IMPALA/CAPRICE	.006	.000	.000	-.002	.031	-.007	.000	-.002	.000
CAMARO	.019	.000	.030	.000	.000	-.005	.000	.000	.000
CORVETTE	.037	.000	.000	-.004	.026	.000	.003	-.006	.000
VEGA	.030	.000	.000	.000	.074	.000	.000	.000	.000
MAVERICK	.036	.017	-.004	.009	.000	-.023	.000	.012	.064
TORINO	.034	.021	.004	.028	.031	.028	.028	.020	.026
LTD/GALAXIE	.015	.000	-.007	.012	.046	-.017	.017	.010	.014
MUSTANG II	.021	.000	.000	.000	.008	-.102	.000	.000	.000
THUNDERBIRD	-.007	.000	.000	.010	-.016	-.049	.027	.053	.074
PINTO	.036	.009	.000	-.011	-.016	-.052	-.037	.000	.000
LEMANS	.020	.018	-.014	.008	.063	.009	.018	-.006	.000
CATALINA	-.001	-.007	.000	.009	.038	-.005	.017	.000	.048
BONNEVILLE	-.008	-.020	.000	.000	.000	-.002	.020	-.002	.048
GRAND PRIX	-.009	.000	-.004	-.048	.000	.000	.000	-.081	.000
FIREBIRD	.019	.002	-.008	.009	.000	-.005	.017	.004	.000
VENTURA	.012	.002	-.004	.002	.056	.028	.002	.006	.000
CENTURY	-.041	.000	-.049	-.008	-.047	.000	.021	-.014	.057
LESABRE	-.009	.000	.000	.010	-.076	-.007	.019	.000	.031
ELECTRA	-.016	.000	.000	.018	-.038	.003	.039	.000	.015
RIVIERA	-.010	.000	-.003	-.033	-.054	.040	.000	-.052	.000
ESTATE WAGON	-.003	.000	.000	.007	-.007	-.031	.012	.000	.015
APOLLO/SKYLARK	-.044	.000	.000	.000	-.047	.009	-.002	.002	.000
VALIANT	.002	.012	-.008	.010	.016	.011	.000	.007	.000
SATELLITE/FURY	.067	.008	.014	.055	.023	-.010	-.029	.107	.057
FURY/GRAND FURY	.040	.005	.003	.035	.015	-.013	.046	.035	.013
CUTLASS	-.018	.004	-.007	.005	.016	.002	-.030	-.004	.000
DELTA 88	-.019	-.009	.003	-.007	.031	-.016	.006	.002	.031

TABLE
CHANGES IN INDIVIDUAL PARAMETERS (SCALED) 1974-1976
ALL MODELS

MODEL NAME	CURB WEIGHT	WHEELBASE	WIDTH	LENGTH	HEIGHT	ROOMINESS	REAR OVERHANG	FRONT CRUSH LENGTH	BODY SIDE THICKNESS
98	-.015	.000	.000	-.002	-.008	-.019	.000	-.002	.000
TORONADO	-.010	.000	.007	-.004	.000	.002	-.007	-.006	-.084
VISTA CRUISER	-.007	.000	.033	-.001	.000	-.069	.002	-.004	.000
OMEGA	.003	.000	.004	.001	.095	.019	.000	.002	.000
DART	-.001	-.002	.008	.016	.016	-.004	.027	.011	.000
MONACO	.028	-.007	.014	.052	.008	-.017	.035	.066	.000
CHRGR/CRNT/MONACO	.068	-.008	.004	.019	-.016	-.012	.012	.030	-.014
BEETLE	.009	-.007	-.023	-.007	.000	.000	.000	.000	.000
DASHER	.072	.000	.004	.025	.000	.002	.003	.000	.000
MONTEGO	.050	.013	.004	.009	.008	.057	-.007	.036	.000
MARQUIS	-.018	.000	.000	.021	.008	-.032	.022	.022	.040
COUGAR	.022	.000	.000	-.010	.008	.097	.005	.058	.000
COMET	.036	.015	.000	.001	.000	-.025	.000	-.070	.064
CALAIS	.015	.000	.000	.000	-.015	-.021	.000	.000	.000
DEVILLE	.017	.000	.000	.000	-.008	-.031	.000	.000	.000
ELDORADO	.022	.000	.000	.000	.008	-.017	-.002	.006	.000
FLEETWOOD	.006	-.007	.000	-.004	-.030	-.013	.000	.000	.000
GREMLIN	.024	.000	.000	-.011	.000	-.026	.000	-.021	.000
HORNET	.042	.000	.000	-.012	.000	.009	.003	-.023	.000
MATADOR	.032	.029	-.004	.026	.149	.074	.064	-.028	-.014
NEWPORT	.023	.000	.000	.017	-.008	-.036	.021	.013	.000
NEW YORKER	.045	.000	.003	.057	-.045	-.044	.041	.084	-.013
TOWN&COUNTRY	.010	.000	.000	.029	-.106	-.036	.043	.016	.000
CONTINENTAL	.002	.000	.000	-.002	.000	-.015	-.002	.000	.042
MARKIV	-.003	.000	.000	-.002	-.008	-.088	.007	.006	.063
OPEL	-.061	-.032	-.108	-.084	-.112	-.046	-.433	-.127	-.097
DATSUN 260Z	.083	.144	.022	.133	.049	.000	.032	.036	.048
DATSUN 610	-.004	.000	.000	-.012	-.015	.000	99.999	99.999	99.999
DATSUN B210	.057	.000	.000	.032	.000	.000	.000	.000	.000
DATSUN 710	.033	.000	.000	.009	-.075	-.110	99.999	99.999	99.999

TABLE
CHANGES IN INDIVIDUAL PARAMETERS (SCALED) 1974-1976
ALL MODELS

MODEL NAME	CURB WEIGHT	WHEELBASE	WIDTH	LENGTH	HEIGHT	ROOMINESS	REAR OVERHANG	FRONT CRUSH LENGTH	BODY SIDE THICKNESS
COROLLA	.132	.034	.136	.025	.055	.000	.000	.000	.000
CORONA	.058	.000	.013	.024	.030	.000	99.999	99.999	99.999
MARK II	-.034	-.002	.017	.022	-.015	99.999	99.999	99.999	99.999
CELICA	.007	.065	.035	.069	.032	.000	.000	.000	.000
CAPRI II	.082	.002	.090	.010	.041	.000	.000	.000	.000
MAZDA	-.020	-.035	.031	-.024	-.083	99.999	99.999	99.999	99.999
FIAT	.062	.019	-.017	.050	-.063	99.999	99.999	99.999	99.999
VOLVO	.056	.009	.000	.041	.000	-.084	.023	.110	.000
AUDI	-.022	-.022	-.067	-.015	-.046	-.047	.003	.007	.074
COLT	.040	.000	.000	-.004	.132	.026	-.009	-.003	.000
HONDA	.103	.036	.023	.083	.032	.038	.023	.000	.000
PORSCHE	.082	-.058	.004	.067	.118	.000	99.999	99.999	99.999
MG	-.012	-.010	-.024	.056	-.008	.000	99.999	99.999	99.999
SUBARU	.021	.000	.019	-.018	.015	99.999	99.999	99.999	99.999

TABLE
CHANGES IN INDIVIDUAL PARAMETERS (SCALED) 1974-1976
ALL MODELS

MODEL NAME	CURB WEIGHT	WHEELBASE	WIDTH	LENGTH	HEIGHT	ROOMINESS	REAR OVERHANG	FRONT CRUSH LENGTH	BODY SIDE THICKNESS
NOVA	-.002	.000	-.004	.001	.063	.018	-.002	.002	.000
VEGA	.030	.000	.000	.000	.074	.000	.000	.000	.000
MAVERICK	.036	.017	-.004	.009	.000	-.023	.000	.012	.064
MUSTANG II	.021	.000	.000	.000	.008	-.102	.000	.000	.000
THUNDERBIRD	-.007	.000	.000	.010	-.016	-.049	.027	.053	.074
PINTO	.036	.009	.000	-.011	-.016	-.052	-.037	.000	.000
LEMANS	.020	.018	-.014	.008	.063	.009	.018	-.006	.000
GRAND PRIX	-.009	.000	-.004	-.048	.000	.000	.000	-.081	.000
VENTURA	.012	.002	-.004	.002	.056	.028	.002	.006	.000
CENTURY	-.041	.000	-.049	-.008	-.047	.000	.021	-.014	.057
LESABRE	-.009	.000	.000	.010	-.076	-.007	.019	.000	.031
RIVIERA	-.010	.000	-.003	-.033	-.054	.040	.000	-.052	.000
SATELLITE/FURY	.067	.008	.014	.055	.023	-.010	-.029	.107	.057
TORONADO	-.010	.000	.007	-.004	.000	.002	-.007	-.006	-.084
VISTA CRUISER	-.007	.000	.033	-.001	.000	-.069	.002	-.004	.000
OMEGA	.003	.000	.004	.001	.095	.019	.000	.002	.000
MONACO	.028	-.007	.014	.052	.008	-.017	.035	.066	.000
CHRGR/CRNT/MONACO	.068	-.008	.004	.019	-.016	-.012	.012	.030	-.014
DASHER	.072	.000	.004	.025	.000	.002	.003	.000	.000
MONTEGO	.050	.013	.004	.009	.008	.057	-.007	.036	.000
COUGAR	.022	.000	.000	-.010	.008	.097	.005	.058	.000
COMET	.036	.015	.000	.001	.000	-.025	.000	-.070	.064
MATADOR	.032	.029	-.004	.026	.149	.074	.064	-.028	-.014
NEW YORKER	.045	.000	.003	.057	-.045	-.044	.041	.084	-.013
TOWN&COUNTRY	.010	.000	.000	.029	-.106	-.036	.043	.016	.000
MARKIV	-.003	.000	.000	-.002	-.008	-.088	.007	.006	.063
OPEL	-.061	-.032	-.108	-.084	-.112	-.046	-.433	-.127	-.097
DATSUN 260Z	.083	.144	.022	.133	.049	.000	.032	.036	.048
DATSUN B210	.057	.000	.000	.032	.000	.000	.000	.000	.000
DATSUN 710	.033	.000	.000	.009	-.075	-.110	99.999	99.999	99.999

TABLE
CHANGES IN INDIVIDUAL PARAMETERS (SCALED) 1974-1976
MODELS HAVING A CHANGE GREATER THAN .05 (SCALED) IN SOME PARAMETER

MODEL NAME	CURB WEIGHT	WHEELBASE	WIDTH	LENGTH	HEIGHT	ROOMINESS	REAR OVERHANG	FRONT CRUSH LENGTH	BODY SIDE THICKNESS
COROLLA	.132	.034	.136	.025	.055	.000	.000	.000	.000
CORONA	.058	.000	.013	.024	.030	.000	99.999	99.999	99.999
CELICA	.007	.065	.035	.069	.032	.000	.000	.000	.000
CAPRI II	.082	.002	.090	.010	.041	.000	.000	.000	.000
MAZDA	-.020	-.035	.031	-.024	-.083	99.999	99.999	99.999	99.999
FIAT	.062	.019	-.017	.050	-.063	99.999	99.999	99.999	99.999
VOLVO	.056	.009	.000	.041	.000	-.084	.023	.110	.000
AUDI	-.022	-.022	-.067	-.015	-.046	-.047	.003	.007	.074
COLT	.040	.000	.000	-.004	.132	.026	-.009	-.003	.000
HONDA	.103	.036	.023	.083	.032	.038	.023	.000	.000
PORSCHE	.082	-.058	.004	.067	.118	.000	99.999	99.999	99.999
MG	-.012	-.010	-.024	.056	-.008	.000	99.999	99.999	99.999

TABLE
CHANGES IN INDIVIDUAL PARAMETERS (SCALED) 1974-1976
MODELS HAVING A CHANGE GREATER THAN .05 (SCALED) IN SOME PARAMETER

MODEL NAME	CURB WEIGHT	WHEELBASE	WIDTH	LENGTH	HEIGHT	ROOMINESS	REAR OVERHANG	FRONT CRUSH LENGTH	BODY SIDE THICKNESS
MUSTANG II	.021	.000	.000	.000	.008	-.102	.000	.000	.000
SATELLITE/FURY	.067	.008	.014	.055	.023	-.010	-.029	.107	.057
MATADOR	.032	.029	-.004	.026	.149	.074	.064	-.028	-.014
TOWN&COUNTRY	.010	.000	.000	.029	-.106	-.036	.043	.016	.000
OPEL	-.061	-.032	-.108	-.084	-.112	-.046	-.433	-.127	-.097
DATSUN 260Z	.083	.144	.022	.133	.049	.000	.032	.036	.048
DATSUN 710	.033	.000	.000	.009	-.075	-.110	99.999	99.999	99.999
COROLLA	.132	.034	.136	.025	.055	.000	.000	.000	.000
VOLVO	.056	.009	.000	.041	.000	-.084	.023	.110	.000
COLT	.040	.000	.000	-.004	.132	.026	-.009	-.003	.000
HONDA	.103	.036	.023	.083	.032	.038	.023	.000	.000
PORSCHE	.082	-.058	.004	.067	.118	.000	99.999	99.999	99.999

TABLE
CHANGES IN INDIVIDUAL PARAMETERS (SCALED) 1974-1976
MODELS HAVING A CHANGE GREATER THAN .10 (SCALED) IN SOME PARAMETER

MODEL NAME	CURB WEIGHT	WHEELBASE	WIDTH	LENGTH	HEIGHT	ROOMINESS	REAR OVERHANG	FRONT CRUSH LENGTH	BODY SIDE THICKNESS
NOVA	.000	.000	-.004	.000	.063	-.012	-.002	.024	.000
MALIBU	.022	.024	.007	.041	.093	.012	.057	.002	-.015
MONTE CARLO	-.014	.000	.000	.006	.008	.003	.007	.005	.068
IMPALA/CAPRICE	-.057	-.090	-.028	-.071	.237	-.013	-.009	-.059	-.060
CAMARO	-.007	.000	.030	.000	.000	-.034	.000	.000	.000
CORVETTE	.035	.000	.000	-.004	.026	.000	.003	-.006	.000
VEGA	.026	.000	.000	.000	.041	.024	.000	.000	.000
MAVERICK	.041	.042	-.004	.023	.039	.004	.000	.004	.064
LTD/GALAXIE	.012	.000	-.007	.027	.038	-.017	.052	.010	.028
MUSTANG II	-.001	.000	.000	.000	.033	-.092	.000	.000	.016
THUNDERBIRD	-.150	-.118	-.042	-.090	.000	-.081	-.048	-.021	-.111
PINTO	.048	.012	.004	.039	.032	-.018	.073	.000	.000
LEMANS	-.028	.057	-.061	.048	.087	.146	.032	-.006	-.015
CATALINA	-.116	-.150	-.136	-.109	.108	-.068	-.030	-.037	.000
BONNEVILLE	-.160	-.153	-.133	-.112	-.031	-.078	-.033	-.029	.016
GRAND PRIX	-.056	.000	-.004	.006	.000	-.010	.000	.010	-.068
FIREBIRD	-.037	.002	-.008	.009	-.008	-.034	.017	.034	.000
VENTURA	-.016	.002	-.004	-.001	.032	-.021	.002	.000	.000
CENTURY	-.011	.022	-.039	.026	.039	.048	.069	-.014	-.042
LESABRE	-.163	-.145	-.094	-.074	.038	-.080	.004	-.024	-.092
ELECTRA	-.160	-.142	-.094	-.088	.030	-.145	-.023	-.007	.031
RIVIERA	-.143	-.111	-.097	-.079	.101	-.031	.065	-.118	-.145
ESTATE WAGON	-.176	-.194	.000	-.135	-.101	-.106	-.058	.019	-.060
APOLLO/SKYLARK	-.030	.000	.000	-.001	-.078	-.019	-.002	.002	.000
SATELLITE/FURY	.126	.015	-.014	.095	.125	.015	.076	.107	.043
FURY/GRAND FURY	.072	.029	-.003	.056	.091	.020	.064	.035	.013
CUTLASS	-.021	.063	.007	.030	.055	.081	-.005	-.002	.000
DELTA 88	-.175	-.152	-.098	-.094	.077	-.083	-.029	-.015	-.063
98	-.153	-.140	-.105	-.112	.069	-.145	-.073	-.005	.125
TORONADO	-.011	.000	.017	-.005	-.008	.002	-.007	-.008	-.042

TABLE
CHANGES IN INDIVIDUAL PARAMETERS (SCALED) 1974-1977
ALL MODELS

MODEL NAME	CURB WEIGHT	WHEELBASE	WIDTH	LENGTH	HEIGHT	ROOMINESS	REAR OVERHANG	FRONT CRUSH LENGTH	BODY SIDE THICKNESS
VISTA CRUISER	-.019	.000	.033	-.001	.000	-.069	.002	-.004	.000
OMEGA	-.027	.000	.004	.001	.095	-.035	-.005	.008	.000
MONACO	-.028	-.016	.018	.046	-.030	-.025	.030	.065	.000
CHRGR/CRNT/MONACO	.125	.010	.036	.078	.117	.031	.123	.030	-.014
BEETLE	.031	.000	.000	.000	.000	.000	.000	.000	.000
DASHER	.083	.000	-.009	.093	.000	.002	.003	.000	.000
MARQUIS	-.024	.002	.000	.021	.023	-.015	.019	.022	.040
COUGAR	.046	.072	.028	.064	.158	.241	.067	.175	.028
COMET	.041	.038	.000	.013	.063	.000	.000	-.070	.064
DEVILLE	-.125	-.145	-.118	-.089	.054	-.081	-.088	-.039	-.160
ELDORADO	-.002	.000	.000	-.001	.008	-.025	-.002	.006	.000
FLEETWOOD	-.104	-.028	-.118	-.025	.075	-.050	-.088	-.039	-.160
GREMLIN	.030	.000	.000	-.046	-.056	-.024	.000	-.078	.000
HORNET	.100	.000	.000	-.010	-.096	.007	.000	-.018	.000
MATADOR	.061	.036	-.004	.040	.133	.094	.096	-.034	-.014
NEWPORT	-.005	.000	.003	.015	-.038	-.070	.028	.013	-.013
NEW YORKER	.017	.000	.003	.057	-.045	-.069	.041	.084	-.013
TOWN&COUNTRY	-.008	.000	.000	.029	-.148	-.067	.043	.016	.039
CONTINENTAL	-.027	.000	-.003	-.001	-.023	-.013	-.002	.032	.028
OPEL	-.024	-.032	-.108	-.072	-.096	-.046	-.433	-.127	-.097
DATSUN 260Z	.089	.144	.022	.133	.049	.000	99.999	99.999	99.999
DATSUN B210	.016	.000	.000	.027	-.023	.067	.064	.013	.000
DATSUN 710	.062	.000	.000	.022	.000	-.110	99.999	99.999	99.999
COROLLA	.100	.034	.159	.040	.055	-.046	.082	.056	.048
CORONA	.094	.000	.013	.024	.008	.000	99.999	99.999	99.999
CELICA	.050	.065	.035	.068	-.008	-.111	.048	.024	.000
CAPRI II	.105	.002	.090	.010	.041	.000	99.999	99.999	99.999
MAZDA	.036	.016	.048	.036	-.023	99.999	99.999	99.999	99.999
FIAT	.059	.057	-.017	.046	.094	99.999	99.999	99.999	99.999
VOLVO	.086	.000	.004	.043	.037	-.084	99.999	99.999	99.999

TABLE
CHANGES IN INDIVIDUAL PARAMETERS (SCALED) 1974-1977
ALL MODELS

MODEL NAME	CURB WEIGHT	WHEELBASE	WIDTH	LENGTH	HEIGHT	ROOMINESS	REAR OVERHANG	FRONT CRUSH LENGTH	BODY SIDE THICKNESS
AUDI	-.002	.004	.008	.019	-.038	-.046	.030	.007	.000
COLT	-.041	-.075	-.132	-.114	-.015	-.052	-.129	-.062	-.142
HONDA	.143	.064	.023	.130	.088	.009	.091	.000	-.072
PORSCHE	.119	-.072	.077	.087	.152	.000	99.999	99.999	99.999
MG	-.017	-.041	-.057	.044	.042	.000	99.999	99.999	99.999
SUBARU	.047	-.002	.000	-.020	.092	99.999	99.999	99.999	99.999

TABLE
CHANGES IN INDIVIDUAL PARAMETERS (SCALED) 1974-1977
ALL MODELS

MODEL NAME	CURB WEIGHT	WHEELBASE	WIDTH	LENGTH	HEIGHT	ROOMINESS	REAR OVERHANG	FRONT CRUSH LENGTH	BODY SIDE THICKNESS
NOVA	.000	.000	-.004	.000	.063	-.012	-.002	.024	.000
MALIBU	.022	.024	.007	.041	.093	.012	.057	.002	-.015
MONTE CARLO	-.014	.000	.000	.006	.008	.003	.007	.005	.068
IMPALA/CAPRICE	-.057	-.090	-.028	-.071	.237	-.013	-.009	-.059	-.060
MAVERICK	.041	.042	-.004	.023	.039	.004	.000	.004	.064
LTD/GALAXIE	.012	.000	-.007	.027	.038	-.017	.052	.010	.028
MUSTANG II	-.001	.000	.000	.000	.033	-.092	.000	.000	.016
THUNDERBIRD	-.150	-.118	-.042	-.090	.000	-.081	-.048	-.021	-.111
PINTO	.048	.012	.004	.039	.032	-.018	.073	.000	.000
LEMANS	-.028	.057	-.061	.048	.087	.146	.032	-.006	-.015
CATALINA	-.116	-.150	-.136	-.109	.108	-.068	-.030	-.037	.000
BONNEVILLE	-.160	-.153	-.133	-.112	-.031	-.078	-.033	-.029	.016
GRAND PRIX	-.056	.000	-.004	.006	.000	-.010	.000	.010	-.068
CENTURY	-.011	.022	-.039	.026	.039	.048	.069	-.014	-.042
LESABRE	-.163	-.145	-.094	-.074	.038	-.080	.004	-.024	-.092
ELECTRA	-.160	-.142	-.094	-.088	.030	-.145	-.023	-.007	.031
RIVIERA	-.143	-.111	-.097	-.079	.101	-.031	.065	-.118	-.145
ESTATE WAGON	-.176	-.194	.000	-.135	-.101	-.106	-.058	.019	-.060
APOLLO/SKYLARK	-.030	.000	.000	-.001	-.078	-.019	-.002	.002	.000
SATELLITE/FURY	.126	.015	-.014	.095	.125	.015	.076	.107	.043
FURY/GRAND FURY	.072	.029	-.003	.056	.091	.020	.064	.035	.013
CUTLASS	-.021	.063	.007	.030	.055	.081	-.005	-.002	.000
DELTA 88	-.175	-.152	-.098	-.094	.077	-.083	-.029	-.015	-.063
98	-.153	-.140	-.105	-.112	.069	-.145	-.073	-.005	.125
VISTA CRUISER	-.019	.000	.033	-.001	.000	-.069	.002	-.004	.000
OMEGA	-.027	.000	.004	.001	.095	-.035	-.005	.008	.000
MONACO	-.028	-.016	.018	.046	-.030	-.025	.030	.065	.000
CHRGR/CRNT/MONACO	.125	.010	.036	.078	.117	.031	.123	.030	-.014
DASHER	.083	.000	-.009	.093	.000	.002	.003	.000	.000
COUGAR	.046	.072	.028	.064	.158	.241	.067	.175	.028

TABLE
CHANGES IN INDIVIDUAL PARAMETERS (SCALED) 1974-1977
MODELS HAVING A CHANGE GREATER THAN .05 (SCALED) IN SOME PARAMETER

MODEL NAME	CURB WEIGHT	WHEELBASE	WIDTH	LENGTH	HEIGHT	ROOMINESS	REAR OVERHANG	FRONT CRUSH LENGTH	BODY SIDE THICKNESS
COMET	.041	.038	.000	.013	.063	.000	.000	-.070	.064
DEVILLE	-.125	-.145	-.118	-.089	.054	-.081	-.088	-.039	-.160
FLEETWOOD	-.104	-.028	-.118	-.025	.075	-.050	-.088	-.039	-.160
GREMLIN	.030	.000	.000	-.046	-.056	-.024	.000	-.078	.000
HORNET	.100	.000	.000	-.010	-.096	.007	.000	-.018	.000
MATADOR	.061	.036	-.004	.040	.133	.094	.096	-.034	-.014
NEWPORT	-.005	.000	.003	.015	-.038	-.070	.028	.013	-.013
NEW YORKER	.017	.000	.003	.057	-.045	-.069	.041	.084	-.013
TOWN&COUNTRY	-.008	.000	.000	.029	-.148	-.067	.043	.016	.039
OPEL	-.024	-.032	-.108	-.072	-.096	-.046	-.433	-.127	-.097
DATSUN 260Z	.089	.144	.022	.133	.049	.000	99.999	99.999	99.999
DATSUN B210	.016	.000	.000	.027	-.023	.067	.064	.013	.000
DATSUN 710	.062	.000	.000	.022	.000	-.110	99.999	99.999	99.999
COROLLA	.100	.034	.159	.040	.055	-.046	.082	.056	.048
CORONA	.094	.000	.013	.024	.008	.000	99.999	99.999	99.999
CELICA	.050	.065	.035	.068	-.008	-.111	.048	.024	.000
CAPRI II	.105	.002	.090	.010	.041	.000	99.999	99.999	99.999
FIAT	.059	.057	-.017	.046	.094	99.999	99.999	99.999	99.999
VOLVO	.086	.000	.004	.043	.037	-.084	99.999	99.999	99.999
COLT	-.041	-.075	-.132	-.114	-.015	-.052	-.129	-.062	-.142
HONDA	.143	.064	.023	.130	.088	.009	.091	.000	-.072
PORSCHE	.119	-.072	.077	.087	.152	.000	99.999	99.999	99.999
MG	-.017	-.041	-.057	.044	.042	.000	99.999	99.999	99.999
SUBARU	.047	-.002	.000	-.020	.092	99.999	99.999	99.999	99.999

TABLE
CHANGES IN INDIVIDUAL PARAMETERS (SCALED) 1974-1977
MODELS HAVING A CHANGE GREATER THAN .05 (SCALED) IN SOME PARAMETER

MODEL NAME	CURB WEIGHT	WHEELBASE	WIDTH	LENGTH	HEIGHT	ROOMINESS	REAR OVERHANG	FRONT CRUSH LENGTH	BODY SIDE THICKNESS
IMPALA/CAPRICE	-.057	-.090	-.028	-.071	.237	-.013	-.009	-.059	-.060
THUNDERBIRD	-.150	-.118	-.042	-.090	.000	-.081	-.048	-.021	-.111
LEMANS	-.028	.057	-.061	.048	.087	.146	.032	-.006	-.015
CATALINA	-.116	-.150	-.136	-.109	.108	-.068	-.030	-.037	.000
BONNEVILLE	-.160	-.153	-.133	-.112	-.031	-.078	-.033	-.029	.016
LESABRE	-.163	-.145	-.094	-.074	.038	-.080	.004	-.024	-.092
ELECTRA	-.160	-.142	-.094	-.088	.030	-.145	-.023	-.007	.031
RIVIERA	-.143	-.111	-.097	-.079	.101	-.031	.065	-.118	-.145
ESTATE WAGON	-.176	-.194	.000	-.135	-.101	-.106	-.058	.019	-.060
SATELLITE/FURY	.126	.015	-.014	.095	.125	.015	.076	.107	.043
DELTA 88	-.175	-.152	-.098	-.094	.077	-.083	-.029	-.015	-.063
98	-.153	-.140	-.105	-.112	.069	-.145	-.073	-.005	.125
CHRGR/CRNT/MONACO	.125	.010	.036	.078	.117	.031	.123	.030	-.014
COUGAR	.046	.072	.028	.064	.158	.241	.067	.175	.028
DEVILLE	-.125	-.145	-.118	-.089	.054	-.081	-.088	-.039	-.160
FLEETWOOD	-.104	-.028	-.118	-.025	.075	-.050	-.088	-.039	-.160
HORNET	.100	.000	.000	-.010	-.096	.007	.000	-.018	.000
MATADOR	.061	.036	-.004	.040	.133	.094	.096	-.034	-.014
TOWN&COUNTRY	-.008	.000	.000	.029	-.148	-.067	.043	.016	.039
OPEL	-.024	-.032	-.108	-.072	-.096	-.046	-.433	-.127	-.097
DATSUN 260Z	.089	.144	.022	.133	.049	.000	99.999	99.999	99.999
DATSUN 710	.062	.000	.000	.022	.000	-.110	99.999	99.999	99.999
COROLLA	.100	.034	.159	.040	.055	-.046	.082	.056	.048
CELICA	.050	.065	.035	.068	-.008	-.111	.048	.024	.000
CAPRI II	.105	.002	.090	.010	.041	.000	99.999	99.999	99.999
COLT	-.041	-.075	-.132	-.114	-.015	-.052	-.129	-.062	-.142
HONDA	.143	.064	.023	.130	.088	.009	.091	.000	-.072
PORSCHE	.119	-.072	.077	.087	.152	.000	99.999	99.999	99.999

TABLE
CHANGES IN INDIVIDUAL PARAMETERS (SCALED) 1974-1977
MODELS HAVING A CHANGE GREATER THAN .10 (SCALED) IN SOME PARAMETER

APPENDIX C

RANKED DIFFERENCES OF SUBJECT MODELS FROM MODELS OF SIMILAR ROOMINESS

SECTION 2.3.2 OF TEXT

SEALED FRACTIONAL CHANGES IN PARAMETERS
AND POPULATION WEIGHTED SCALED
FRACTIONAL CHANGES IN PARAMETERS

MODEL NAME	WT	WT WTD	WB	W	L	H	ROOM	REAR	FRONT	SIDE	AVG	AVG WTD
AUDI	-.285	24175.9	-.208	-.274	-.256	.118	.000	-.225	-.137	-.445	.244	15692.1
VOLVO	-.243	20426.6	-.204	-.376	-.242	.265	.000	-.129	-.143	-.321	.240	15350.2
HONDA	-.259	21369.2	-.206	-.224	-.295	-.039	.000	-.386	-.262	-.238	.239	14951.4
DASHER	-.258	16974.0	-.117	-.283	-.239	.088	.000	-.230	-.019	-.424	.207	10356.2
COUGAR	.282	29618.6	.107	.271	.223	-.013	.000	.124	.258	.196	.184	14708.1
COROLLA	-.179	30455.2	-.091	-.315	-.117	.140	.000	-.065	-.216	-.307	.179	23109.1
BEETLE	-.120	49814.6	-.009	-.131	-.059	.450	.000	-.046	-.097	-.284	.150	47147.7
CORONA	-.099	9545.4	-.041	-.209	-.102	.261	.000	99.999	99.999	99.999	.142	10410.3
DATSUN 710	-.091	5891.6	-.015	-.204	-.061	.307	.000	99.999	99.999	99.999	.135	6654.8
MARKIV	.245	16967.4	.113	.079	.161	-.012	.000	.078	.208	.134	.129	6774.6
MUSTANG II	.148	68863.9	.024	.194	.053	-.205	.000	-.034	.151	.213	.128	45127.2
DATSUN 610	-.020	1259.8	.038	-.162	.007	.300	.000	.040	.138	-.269	.122	5826.4
CAMARO	.135	23409.9	.025	.107	.038	-.276	.000	-.056	.188	.143	.121	15936.6
JAVELIN	.066	2034.6	.159	.200	.111	-.087	.000	-.115	.072	.100	.114	2659.3
FIREBIRD	.117	9749.2	-.013	.070	.010	-.260	.000	-.103	.202	.134	.113	7182.6
THUNDERBIRD	.204	14263.7	.113	.076	.125	-.036	.000	.031	.135	.162	.110	5851.7
CHALLENGER	.019	280.1	.015	.211	.019	-.141	.000	-.088	.096	.292	.110	1230.7
BARRACUDA	.059	669.3	.025	.186	.040	-.141	.000	-.005	.062	.306	.103	887.5
HORNET	-.081	18214.5	-.026	-.036	-.109	-.046	.000	-.227	-.105	-.127	.095	16175.5
DATSUN B210	-.121	15350.0	-.073	-.176	-.097	-.005	.000	.052	-.109	-.095	.091	8767.0
FLEETWOOD	.135	3164.3	.191	.012	.095	.102	.000	.027	.018	.134	.089	1590.0
CAPRI II	.022	3194.9	.129	-.004	.076	-.238	.000	.019	-.002	.196	.086	9446.7
TOWN&COUNTRY	.094	887.2	.001	-.002	-.006	.353	.000	-.004	.063	.159	.085	610.7
OPEL	-.089	10362.6	.008	-.098	.032	.045	.000	.122	.173	-.091	.082	7267.7
MATADOR	-.121	14213.5	-.081	-.062	-.087	-.072	.000	-.127	-.033	-.033	.077	6872.1
GREMLIN	.053	10732.3	-.026	.144	-.062	.049	.000	-.181	-.034	-.028	.072	11106.4
COLT	-.063	5723.0	.001	-.092	.009	.100	.000	.104	-.100	-.099	.071	4888.7
IMPERIAL	.093	1527.0	.021	.008	.069	.023	.000	.053	.127	.166	.070	871.2
CONTINENTAL	.110	4936.9	.061	.015	.078	.067	.000	.045	.086	.044	.063	2155.5
VISTA CRUISER	-.002	26.9	-.093	-.090	-.023	.103	.000	.031	-.058	-.092	.062	630.5
CELICA	-.023	2288.3	.003	-.152	-.039	-.003	.000	-.023	-.067	-.180	.061	4637.9
DEVILLE	.090	20078.6	.108	.012	.052	-.029	.000	.028	.016	.129	.058	9842.8
MONTEGO	.051	5683.0	.053	.093	.102	.005	.000	.018	.090	.053	.058	4913.8
PINTO	.028	18534.2	-.036	.139	.009	-.060	.000	.011	.039	.121	.055	27852.2
MONTE CARLO	.040	16249.1	.051	.045	.042	-.045	.000	-.014	.109	.077	.053	16331.3
COMET	-.070	9477.2	-.053	-.045	-.030	.020	.000	-.086	.096	.024	.053	5448.1
GRAND PRIX	.049	5987.6	.035	.022	.060	-.058	.000	.083	.069	.042	.052	4862.1
TORONADO	.079	2538.7	.014	.009	.060	-.082	.000	.009	.128	.023	.051	1233.1
ESTATE WAGON	.063	1124.2	-.008	.005	.012	.259	.000	.015	-.004	-.025	.049	663.2
AMBASSADOR	-.093	2674.2	-.017	-.077	-.048	.054	.000	-.072	-.029	-.006	.049	1080.6
MAVERICK	-.075	26841.0	-.057	-.042	-.065	.020	.000	-.086	.016	.024	.048	13055.9
CALAIS	.084	738.5	.108	.012	.052	-.029	.000	.028	.016	.040	.046	308.4
SATELLITE/FURY	-.065	10989.8	.030	.047	.008	-.002	.000	.055	-.124	-.022	.044	5672.1

TABLE
DIFFERENCES IN EACH PARAMETER (SCALED) BETWEEN
1974 MODELS AND 1974 MODELS OF SIMILAR ROOMINESS
RANKED BY AVERAGE DIFFERENCE

MODEL NAME	WT	WT WTD	WB	W	L	H	ROOM	REAR	FRONT	SIDE	AVG	AVG WTD
LEMANS	-.014	2654.0	-.033	.007	-.032	-.062	.000	.033	-.063	-.097	.043	6132.2
ELDORADO	.112	5456.4	.095	.015	.017	-.005	.000	-.064	.031	.004	.043	1582.1
VEGA	.002	1170.1	.027	-.062	.028	-.069	.000	.066	-.057	.012	.041	18003.0
RIVIERA	.034	820.0	-.016	.018	.023	-.054	.000	-.040	.127	-.007	.040	729.0
DART	-.023	8909.5	.021	-.071	.048	.057	.000	.060	-.025	-.015	.040	11763.2
VALIANT	-.019	10714.9	.009	-.001	.026	.058	.000	.106	-.094	.000	.039	16754.8
TORINO	.023	11748.4	.022	.054	.037	-.001	.000	.000	.058	.098	.037	14185.1
MARQUIS	.068	4767.6	.039	.009	.040	.003	.000	.019	.023	.079	.035	1871.3
NEW YORKER	.033	1178.8	.013	.000	.004	.050	.000	.005	.040	.132	.035	944.0
MALIBU	-.010	4616.6	-.025	-.036	-.056	.016	.000	-.014	-.072	-.041	.034	11785.8
FURY/GRAND FURY	-.033	5061.3	-.021	.004	-.042	.054	.000	-.021	.013	.079	.033	3876.8
NEWPORT	-.004	314.5	.013	.000	.003	.043	.000	.007	.055	.132	.032	1925.1
CHRGR/CRNT/MONACO	-.057	8902.7	.036	-.002	.027	.016	.000	.016	-.065	.029	.031	3676.3
MONACO	-.020	1590.7	-.012	-.006	-.031	.054	.000	-.008	.031	.066	.029	1727.9
IMPALA/CAPRICE	-.034	27760.9	-.043	-.014	-.033	-.003	.000	-.021	-.044	-.042	.029	18100.2
DELTA 88	.009	1473.5	.013	.012	.023	-.055	.000	.026	.010	-.073	.028	3440.9
NOVA	.007	3311.9	.010	-.017	-.034	-.013	.000	.030	-.076	-.038	.028	10128.1
VENTURA	.027	2410.1	.016	-.002	.004	-.069	.000	.041	-.016	-.033	.026	1769.7
APOLLO/SKYLARK	.069	4768.3	.010	-.002	.005	.019	.000	.043	-.013	-.038	.025	1309.6
BONNEVILLE	.013	485.2	.013	.005	.009	-.024	.000	-.015	.014	-.103	.024	691.6
CATALINA	-.017	2478.6	.006	.005	.004	-.029	.000	-.011	.016	-.093	.023	2532.0
98	.009	796.8	.010	.001	.033	.013	.000	.049	-.010	-.054	.022	1493.0
MONTEREY	.004	143.7	.017	.008	.026	.008	.000	.010	.018	.079	.021	579.1
OMEGA	.033	1973.7	.010	.002	-.003	-.020	.000	.033	-.021	-.038	.020	911.8
CENTURY	.018	4054.3	-.029	.050	-.008	.023	.000	-.010	-.006	-.013	.020	3351.6
GRAND VILLE	.003	138.7	.000	.005	.005	-.035	.000	-.012	.028	-.074	.020	711.8
ELECTRA	.009	1132.9	.010	.004	.024	.028	.000	.028	-.008	-.039	.019	1787.2
CUTLASS	-.007	2724.5	-.038	-.039	-.005	.007	.000	.004	.008	-.042	.019	5554.6
LESABRE	-.017	2310.3	.004	.015	.008	-.002	.000	.009	.016	-.044	.014	1468.6
LTD/GALAXIE	-.003	1591.5	-.014	.013	.003	-.012	.000	.010	.011	.036	.013	5158.2

TABLE
DIFFERENCES IN EACH PARAMETER (SCALED) BETWEEN
1974 MODELS AND 1974 MODELS OF SIMILAR ROOMINESS
RANKED BY AVERAGE DIFFERENCE

MODEL NAME	WT	WT WTD	WB	W	L	H	ROOM	REAR	FRONT	SIDE	AVG	AVG WTD
BEETLE	-.120	49814.6	-.009	-.131	-.059	.450	.000	-.046	-.097	-.284	.150	47147.7
MUSTANG II	.148	68863.9	.024	.194	.053	-.205	.000	-.034	.151	.213	.128	45127.2
PINTO	.028	18534.2	-.036	.139	.009	-.060	.000	.011	.039	.121	.055	27852.2
COROLLA	-.179	30455.2	-.091	-.315	-.117	.140	.000	-.065	-.216	-.307	.179	23109.1
IMPALA/CAPRICE	-.034	27760.9	-.043	-.014	-.033	-.003	.000	-.021	-.044	-.042	.029	18100.2
VEGA	.002	1170.1	.027	-.062	.028	-.069	.000	.066	-.057	.012	.041	18003.0
VALIANT	-.019	10714.9	.009	-.001	.026	.058	.000	.106	-.094	.000	.039	16754.8
MONTE CARLO	.040	16249.1	.051	.045	.042	-.045	.000	-.014	.109	.077	.053	16331.3
HORNET	-.081	18214.5	-.026	-.036	-.109	-.046	.000	-.227	-.105	-.127	.095	16175.5
CAMARO	.135	23409.9	.025	.107	.038	-.276	.000	-.056	.188	.143	.121	15936.6
AUDI	-.285	24175.9	-.208	-.274	-.256	.118	.000	-.225	-.137	-.445	.244	15692.1
VOLVO	-.243	20426.6	-.204	-.376	-.242	.265	.000	-.129	-.143	-.321	.240	15350.2
HONDA	-.259	21369.2	-.206	-.224	-.295	-.039	.000	-.386	-.262	-.238	.239	14951.4
COUGAR	.282	29618.6	.107	.271	.223	-.013	.000	.124	.258	.196	.184	14708.1
TORINO	.023	11748.4	.022	.054	.037	-.001	.000	.000	.058	.098	.037	14185.1
MAVERICK	-.075	26841.0	-.057	-.042	-.065	.020	.000	-.086	.016	.024	.048	13055.9
MALIBU	-.010	4616.6	-.025	-.036	-.056	.016	.000	-.014	-.072	-.041	.034	11785.8
DART	-.023	8909.5	.021	-.071	.048	.057	.000	.060	-.025	-.015	.040	11763.2
GREMLIN	.053	10732.3	-.026	.144	-.062	.049	.000	-.181	-.034	-.028	.072	11106.4
CORONA	-.099	9545.4	-.041	-.209	-.102	.261	.000	99.999	99.999	99.999	.142	10410.3
DASHER	-.258	16974.0	-.117	-.283	-.239	.088	.000	-.230	-.019	-.424	.207	10356.2
NOVA	.007	3311.9	.010	-.017	-.034	-.013	.000	.030	-.076	-.038	.028	10128.1
DEVILLE	.090	20078.6	.108	.012	.052	-.029	.000	.028	.016	.129	.058	9842.8
CAPRI II	.022	3194.9	.129	-.004	.076	-.238	.000	.019	-.002	.196	.086	9446.7
DATSUN B210	-.121	15350.0	-.073	-.176	-.097	-.005	.000	.052	-.109	-.095	.091	8767.0
OPEL	-.089	10362.6	.008	-.098	.032	.045	.000	.122	.173	-.091	.082	7267.7
FIREBIRD	.117	9749.2	-.013	.070	.010	-.260	.000	-.103	.202	.134	.113	7182.6
MATADOR	-.121	14213.5	-.081	-.062	-.087	-.072	.000	-.127	-.033	-.033	.077	6872.1
MARKIV	.245	16967.4	.113	.079	.161	-.012	.000	.078	.208	.134	.129	6774.6
DATSUN 710	-.091	5891.6	-.015	-.204	-.061	.307	.000	99.999	99.999	99.999	.135	6654.8
LEMANS	-.014	2654.0	-.033	.007	-.032	-.062	.000	.033	-.063	-.097	.043	6132.2
THUNDERBIRD	.204	14263.7	.113	.076	.125	-.036	.000	.031	.135	.162	.110	5851.7
DATSUN 610	-.020	1259.8	.038	-.162	.007	.300	.000	.040	.138	-.269	.122	5826.4
SATELLITE/FURY	-.065	10989.8	.030	.047	.008	-.002	.000	.055	-.124	-.022	.044	5672.1
CUTLASS	-.007	2724.5	-.038	-.039	-.005	.007	.000	.004	.008	-.042	.019	5554.6
COMET	-.070	9477.2	-.053	-.045	-.030	.020	.000	-.086	.096	.024	.053	5448.1
LTD/GALAXIE	-.003	1591.5	-.014	.013	.003	-.012	.000	.010	.011	.036	.013	5158.2
MONTEGO	.051	5683.0	.053	.093	.102	.005	.000	.018	.090	.053	.058	4913.8
COLT	-.063	5723.0	.001	-.092	.009	.100	.000	.104	-.100	-.099	.071	4888.7
GRAND PRIX	.049	5987.6	.035	.022	.060	-.058	.000	.083	.069	.042	.052	4862.1
CELICA	-.023	2288.3	.003	-.152	-.039	-.003	.000	-.023	-.067	-.180	.061	4637.9
FURY/GRAND FURY	-.033	5061.3	-.021	.004	-.042	.054	.000	-.021	.013	.079	.033	3876.8
CHRGR/CRNT/MONACO	-.057	8902.7	.036	-.002	.027	.016	.000	.016	-.065	.029	.031	3676.3

TABLE
DIFFERENCES IN EACH PARAMETER (SCALED) BETWEEN
1974 MODELS AND 1974 MODELS OF SIMILAR ROOMINESS
RANKED BY AVERAGE DIFFERENCE
WEIGHTED BY NORMALIZED REGISTRATIONS

MODEL NAME	WT	WT WTD	WB	W	L	H	ROOM	REAR	FRONT	SIDE	AVG	AVG WTD
DELTA 88	.009	1473.5	.013	.012	.023	-.055	.000	.026	.010	-.073	.028	3440.9
CENTURY	.018	4054.3	-.029	.050	-.008	.023	.000	-.010	-.006	-.013	.020	3351.6
JAVELIN	.066	2034.6	.159	.200	.111	-.087	.000	-.115	.072	.100	.114	2659.3
CATALINA	-.017	2478.6	.006	.005	.004	-.029	.000	-.011	.016	-.093	.023	2532.0
CONTINENTAL	.110	4936.9	.061	.015	.078	.067	.000	.045	.086	.044	.063	2155.5
NEWPORT	-.004	314.5	.013	.000	.003	.043	.000	.007	.055	.132	.032	1925.1
MARQUIS	.068	4767.6	.039	.009	.040	.003	.000	.019	.023	.079	.035	1871.3
ELECTRA	.009	1132.9	.010	.004	.024	.028	.000	.028	-.008	-.039	.019	1787.2
VENTURA	.027	2410.1	.016	-.002	.004	-.069	.000	.041	-.016	-.033	.026	1769.7
MONACO	-.020	1590.7	-.012	-.006	-.031	.054	.000	-.008	.031	.066	.029	1727.9
FLEETWOOD	.135	3164.3	.191	.012	.095	.102	.000	.027	.018	.134	.089	1590.0
ELDORADO	.112	5456.4	.095	.015	.017	-.005	.000	-.064	.031	.004	.043	1582.1
98	.009	796.8	.010	.001	.033	.013	.000	.049	-.010	-.054	.022	1493.0
LESABRE	-.017	2310.3	.004	.015	.008	-.002	.000	.009	.016	-.044	.014	1468.6
APOLLO/SKYLARK	.069	4768.3	.010	-.002	.005	.019	.000	.043	-.013	-.038	.025	1309.6
TORONADO	.079	2538.7	.014	.009	.060	-.082	.000	.009	.128	.023	.051	1233.1
CHALLENGER	.019	280.1	.015	.211	.019	-.141	.000	-.088	.096	.292	.110	1230.7
AMBASSADOR	-.093	2674.2	-.017	-.077	-.048	.054	.000	-.072	-.029	-.006	.049	1080.6
NEW YORKER	.033	1178.8	.013	.000	.004	.050	.000	.005	.040	.132	.035	944.0
OMEGA	.033	1973.7	.010	.002	-.003	-.020	.000	.033	-.021	-.038	.020	911.8
BARRACUDA	.059	669.3	.025	.186	.040	-.141	.000	-.005	.062	.306	.103	887.5
IMPERIAL	.093	1527.0	.021	.008	.069	.023	.000	.053	.127	.166	.070	871.2
RIVIERA	.034	820.0	-.016	.018	.023	-.054	.000	-.040	.127	-.007	.040	729.0
GRAND VILLE	.003	138.7	.000	.005	.005	-.035	.000	-.012	.028	-.074	.020	711.8
BONNEVILLE	.013	485.2	.013	.005	.009	-.024	.000	-.015	.014	-.103	.024	691.6
ESTATE WAGON	.063	1124.2	-.008	.005	.012	.259	.000	.015	-.004	-.025	.049	663.2
VISTA CRUISER	-.002	26.9	-.093	-.090	-.023	.103	.000	.031	-.058	-.092	.062	630.5
TOWN&COUNTRY	.094	887.2	.001	-.002	-.006	.353	.000	-.004	.063	.159	.085	610.7
MONTEREY	.004	143.7	.017	.008	.026	.008	.000	.010	.018	.079	.021	579.1
CALAIS	.084	738.5	.108	.012	.052	-.029	.000	.028	.016	.040	.046	308.4

TABLE
DIFFERENCES IN EACH PARAMETER (SCALED) BETWEEN
1974 MODELS AND 1974 MODELS OF SIMILAR ROOMINESS
RANKED BY AVERAGE DIFFERENCE
WEIGHTED BY NORMALIZED REGISTRATIONS

MODEL NAME	WT	WT WTD	WB	W	L	H	ROOM	REAR	FRONT	SIDE	AVG	AVG WTD
AUDI	-.285	24175.9	-.208	-.274	-.256	.118	.000	-.225	-.137	-.445	.244	15692.1
COUGAR	.282	29618.6	.107	.271	.223	-.013	.000	.124	.258	.196	.184	14708.1
HONDA	-.259	21369.2	-.206	-.224	-.295	-.039	.000	-.386	-.262	-.238	.239	14951.4
DASHER	-.258	16974.0	-.117	-.283	-.239	.088	.000	-.230	-.019	-.424	.207	10356.2
MARKIV	.245	16967.4	.113	.079	.161	-.012	.000	.078	.208	.134	.129	6774.6
VOLVO	-.243	20426.6	-.204	-.376	-.242	.265	.000	-.129	-.143	-.321	.240	15350.2
THUNDERBIRD	.204	14263.7	.113	.076	.125	-.036	.000	.031	.135	.162	.110	5851.7
COROLLA	-.179	30455.2	-.091	-.315	-.117	.140	.000	-.065	-.216	-.307	.179	23109.1
MUSTANG II	.148	68863.9	.024	.194	.053	-.205	.000	-.034	.151	.213	.128	45127.2
CAMARO	.135	23409.9	.025	.107	.038	-.276	.000	-.056	.188	.143	.121	15936.6
FLEETWOOD	.135	3164.3	.191	.012	.095	.102	.000	.027	.018	.134	.089	1590.0
DATSUN B210	-.121	15350.0	-.073	-.176	-.097	-.005	.000	.052	-.109	-.095	.091	8767.0
MATADOR	-.121	14213.5	-.081	-.062	-.087	-.072	.000	-.127	-.033	-.033	.077	6872.1
BEETLE	-.120	49814.6	-.009	-.131	-.059	.450	.000	-.046	-.097	-.284	.150	47147.7
FIREBIRD	.117	9749.2	-.013	.070	.010	-.260	.000	-.103	.202	.134	.113	7182.6
ELDORADO	.112	5456.4	.095	.015	.017	-.005	.000	-.064	.031	.004	.043	1582.1
CONTINENTAL	.110	4936.9	.061	.015	.078	.067	.000	.045	.086	.044	.063	2155.5
CORONA	-.099	9545.4	-.041	-.209	-.102	.261	.000	99.999	99.999	99.999	.142	10410.3
TOWN&COUNTRY	.094	887.2	.001	-.002	-.006	.353	.000	-.004	.063	.159	.085	610.7
AMBASSADOR	-.093	2674.2	-.017	-.077	-.048	.054	.000	-.072	-.029	-.006	.049	1080.6
IMPERIAL	.093	1527.0	.021	.008	.069	.023	.000	.053	.127	.166	.070	871.2
DATSUN 710	-.091	5891.6	-.015	-.204	-.061	.307	.000	99.999	99.999	99.999	.135	6654.8
DEVILLE	.090	20078.6	.108	.012	.052	-.029	.000	.028	.016	.129	.058	9842.8
OPEL	-.089	10362.6	.008	-.098	.032	.045	.000	.122	.173	-.091	.082	7267.7
CALAIS	.084	738.5	.108	.012	.052	-.029	.000	.028	.016	.040	.046	308.4
HORNET	-.081	18214.5	-.026	-.036	-.109	-.046	.000	-.227	-.105	-.127	.095	16175.5
TORONADO	.079	2538.7	.014	.009	.060	-.082	.000	.009	.128	.023	.051	1233.1
MAVERICK	-.075	26841.0	-.057	-.042	-.065	.020	.000	-.086	.016	.024	.048	13055.9
COMET	-.070	9477.2	-.053	-.045	-.030	.020	.000	-.086	.096	.024	.053	5448.1
APOLLO/SKYLARK	.069	4768.3	.010	-.002	.005	.019	.000	.043	-.013	-.038	.025	1309.6
MARQUIS	.068	4767.6	.039	.009	.040	.003	.000	.019	.023	.079	.035	1871.3
JAVELIN	.066	2034.6	.159	.200	.111	-.087	.000	-.115	.072	.100	.114	2659.3
SATELLITE/FURY	-.065	10989.8	.030	.047	.008	-.002	.000	.055	-.124	-.022	.044	5672.1
ESTATE WAGON	.063	1124.2	-.008	.005	.012	.259	.000	.015	-.004	-.025	.049	663.2
COLT	-.063	5723.0	.001	-.092	.009	.100	.000	.104	-.100	-.099	.071	4888.7
BARRACUDA	.059	669.3	.025	.186	.040	-.141	.000	-.005	.062	.306	.103	887.5
CHRGR/CRNT/MONACO	-.057	8902.7	.036	-.002	.027	.016	.000	.016	-.065	.029	.031	3676.3
GREMLIN	.053	10732.3	-.026	.144	-.062	.049	.000	-.181	-.034	-.028	.072	11106.4
MONTEGO	.051	5683.0	.053	.093	.102	.005	.000	.018	.090	.053	.058	4913.8
GRAND PRIX	.049	5987.6	.035	.022	.060	-.058	.000	.083	.069	.042	.052	4862.1
MONTE CARLO	.040	16249.1	.051	.045	.042	-.045	.000	-.014	.109	.077	.053	16331.3
IMPALA/CAPRICE	-.034	27760.9	-.043	-.014	-.033	-.003	.000	-.021	-.044	-.042	.029	18100.2
RIVIERA	.034	820.0	-.016	.018	.023	-.054	.000	-.040	.127	-.007	.040	729.0

TABLE
DIFFERENCES IN EACH PARAMETER (SCALED) BETWEEN
1974 MODELS AND 1974 MODELS OF SIMILAR ROOMINESS
RANKED BY DIFFERENCE IN CURB WEIGHT

MODEL NAME	WT	WT WTD	WB	W	L	H	ROOM	REAR	FRONT	SIDE	AVG	AVG WTD
FURY/GRAND FURY	-.033	5061.3	-.021	.004	-.042	.054	.000	-.021	.013	.079	.033	3876.8
OMEGA	.033	1973.7	.010	.002	-.003	-.020	.000	.033	-.021	-.038	.020	911.8
NEW YORKER	.033	1178.8	.013	.000	.004	.050	.000	.005	.040	.132	.035	944.0
PINTO	.028	18534.2	-.036	.139	.009	-.060	.000	.011	.039	.121	.055	27852.2
VENTURA	.027	2410.1	.016	-.002	.004	-.069	.000	.041	-.016	-.033	.026	1769.7
TORINO	.023	11748.4	.022	.054	.037	-.001	.000	.000	.058	.098	.037	14185.1
DART	-.023	8909.5	.021	-.071	.048	.057	.000	.060	-.025	-.015	.040	11763.2
CELICA	-.023	2288.3	.003	-.152	-.039	-.003	.000	-.023	-.067	-.180	.061	4637.9
CAPRI II	.022	3194.9	.129	-.004	.076	-.238	.000	.019	-.002	.196	.086	9446.7
MONACO	-.020	1590.7	-.012	-.006	-.031	.054	.000	-.008	.031	.066	.029	1727.9
DATSUN 610	-.020	1259.8	.038	-.162	.007	.300	.000	.040	.138	-.269	.122	5826.4
CHALLENGER	.019	280.1	.015	.211	.019	-.141	.000	-.088	.096	.292	.110	1230.7
VALIANT	-.019	10714.9	.009	-.001	.026	.058	.000	.106	-.094	.000	.039	16754.8
CENTURY	.018	4054.3	-.029	.050	-.008	.023	.000	-.010	-.006	-.013	.020	3351.6
LESABRE	-.017	2310.3	.004	.015	.008	-.002	.000	.009	.016	-.044	.014	1468.6
CATALINA	-.017	2478.6	.006	.005	.004	-.029	.000	-.011	.016	-.093	.023	2532.0
LEMANS	-.014	2654.0	-.033	.007	-.032	-.062	.000	.033	-.063	-.097	.043	6132.2
BONNEVILLE	.013	485.2	.013	.005	.009	-.024	.000	-.015	.014	-.103	.024	691.6
MALIBU	-.010	4616.6	-.025	-.036	-.056	.016	.000	-.014	-.072	-.041	.034	11785.8
ELECTRA	.009	1132.9	.010	.004	.024	.028	.000	.028	-.008	-.039	.019	1787.2
98	.009	796.8	.010	.001	.033	.013	.000	.049	-.010	-.054	.022	1493.0
DELTA 88	.009	1473.5	.013	.012	.023	-.055	.000	.026	.010	-.073	.028	3440.9
CUTLASS	-.007	2724.5	-.038	-.039	-.005	.007	.000	.004	.008	-.042	.019	5554.6
NOVA	.007	3311.9	.010	-.017	-.034	-.013	.000	.030	-.076	-.038	.028	10128.1
MONTEREY	.004	143.7	.017	.008	.026	.008	.000	.010	.018	.079	.021	579.1
NEWPORT	-.004	314.5	.013	.000	.003	.043	.000	.007	.055	.132	.032	1925.1
GRAND VILLE	.003	138.7	.000	.005	.005	-.035	.000	-.012	.028	-.074	.020	711.8
LTD/GALAXIE	-.003	1591.5	-.014	.013	.003	-.012	.000	.010	.011	.036	.013	5158.2
VEGA	.002	1170.1	.027	-.062	.028	-.069	.000	.066	-.057	.012	.041	18003.0
VISTA CRUISER	-.002	26.9	-.093	-.090	-.023	.103	.000	.031	-.058	-.092	.062	630.5

TABLE
DIFFERENCES IN EACH PARAMETER (SCALED) BETWEEN
1974 MODELS AND 1974 MODELS OF SIMILAR ROOMINESS
RANKED BY DIFFERENCE IN CURB WEIGHT

MODEL NAME	WT	WT WTD	WB	W	L	H	ROOM	REAR	FRONT	SIDE	AVG	AVG WTD
MUSTANG II	.148	68863.9	.024	.194	.053	-.205	.000	-.034	.151	.213	.128	45127.2
BEETLE	-.120	49814.6	-.009	-.131	-.059	.450	.000	-.046	-.097	-.284	.150	47147.7
COROLLA	-.179	30455.2	-.091	-.315	-.117	.140	.000	-.065	-.216	-.307	.179	23109.1
COUGAR	.282	29618.6	.107	.271	.223	-.013	.000	.124	.258	.196	.184	14708.1
IMPALA/CAPRICE	-.034	27760.9	-.043	-.014	-.033	-.003	.000	-.021	-.044	-.042	.029	18100.2
MAVERICK	-.075	26841.0	-.057	-.042	-.065	.020	.000	-.086	.016	.024	.048	13055.9
AUDI	-.285	24175.9	-.208	-.274	-.256	.118	.000	-.225	-.137	-.445	.244	15692.1
CAMARO	.135	23409.9	.025	.107	.038	-.276	.000	-.056	.188	.143	.121	15936.6
HONDA	-.259	21369.2	-.206	-.224	-.295	-.039	.000	-.386	-.262	-.238	.239	14951.4
VOLVO	-.243	20426.6	-.204	-.376	-.242	.265	.000	-.129	-.143	-.321	.240	15350.2
DEVILLE	.090	20078.6	.108	.012	.052	-.029	.000	.028	.016	.129	.058	9842.8
PINTO	.028	18534.2	-.036	.139	.009	-.060	.000	.011	.039	.121	.055	27852.2
HORNET	-.081	18214.5	-.026	-.036	-.109	-.046	.000	-.227	-.105	-.127	.095	16175.5
DASHER	-.258	16974.0	-.117	-.283	-.239	.008	.000	-.230	-.019	-.424	.207	10356.2
MARKIV	.245	16967.4	.113	.079	.161	-.012	.000	.070	.200	.134	.177	[illegible]
MONTE CARLO	.040	16249.1	.051	.045	.042	-.045	.000	-.014	.109	.077	[illegible]	[illegible]
DATSUN B210	-.121	15350.0	-.073	-.176	-.097	-.005	.000	.052	-.109	-.095	.091	8767.0
THUNDERBIRD	.204	14263.7	.113	.076	.125	-.036	.000	.031	.135	.162	.110	5851.7
MATADOR	-.121	14213.5	-.081	-.062	-.087	-.072	.000	-.127	-.033	-.033	.077	6872.1
TORINO	.023	11748.4	.022	.054	.037	-.001	.000	.000	.058	.098	.037	14185.1
SATELLITE/FURY	-.065	10989.8	.030	.047	.008	-.002	.000	.055	-.124	-.022	.044	5672.1
GREMLIN	.053	10732.3	-.026	.144	-.062	.049	.000	-.181	-.034	-.028	.072	11106.4
VALIANT	-.019	10714.9	.009	-.001	.026	.058	.000	.106	-.094	.000	.039	16754.8
OPEL	-.089	10362.6	.008	-.098	.032	.045	.000	.122	.173	-.091	.082	7267.7
FIREBIRD	.117	9749.2	-.013	.070	.010	-.260	.000	-.103	.202	.134	.113	7182.6
CORONA	-.099	9545.4	-.041	-.209	-.102	.261	.000	99.999	99.999	99.999	.142	10410.3
COMET	-.070	9477.2	-.053	-.045	-.030	.020	.000	-.086	.096	.024	.053	5448.1
DART	-.023	8909.5	.021	-.071	.048	.057	.000	.060	-.025	-.015	.040	11763.2
CHRGR/CRNT/MONACO	-.057	8902.7	.036	-.002	.027	.016	.000	.016	-.065	.029	.031	3676.3
GRAND PRIX	.049	5987.6	.035	.022	.060	-.058	.000	.083	.069	.042	.052	4862.1
DATSUN 710	-.091	5891.6	-.015	-.204	-.061	.307	.000	99.999	99.999	99.999	.135	6654.8
COLT	-.063	5723.0	.001	-.092	.009	.100	.000	.104	-.100	-.099	.071	4888.7
MONTEGO	.051	5683.0	.053	.093	.102	.005	.000	.018	.090	.053	.058	4913.8
ELDORADO	.112	5456.4	.095	.015	.017	-.005	.000	-.064	.031	.004	.043	1582.1
FURY/GRAND FURY	-.033	5061.3	-.021	.004	-.042	.054	.000	-.021	.013	.079	.033	3876.8
CONTINENTAL	.110	4936.9	.061	.015	.078	.067	.000	.045	.086	.044	.063	2155.5
APOLLO/SKYLARK	.069	4768.3	.010	-.002	.005	.019	.000	.043	-.013	-.038	.025	1309.6
MARQUIS	.068	4767.6	.039	.009	.040	.003	.000	.019	.023	.079	.035	1871.3
MALIBU	-.010	4616.6	-.025	-.036	-.056	.016	.000	-.014	-.072	-.041	.034	11785.8
CENTURY	.018	4054.3	-.029	.050	-.008	.023	.000	-.010	-.006	-.013	.020	3351.6
NOVA	.007	3311.9	.010	-.017	-.034	-.013	.000	.030	-.076	-.038	.028	10128.1
CAPRI II	.022	3194.9	.129	-.004	.076	-.238	.000	.019	-.002	.196	.086	9446.7
FLEETWOOD	.135	3164.3	.191	.012	.095	.102	.000	.027	.018	.134	.089	1590.0

TABLE
DIFFERENCES IN EACH PARAMETER (SCALED) BETWEEN
1974 MODELS AND 1974 MODELS OF SIMILAR ROOMINESS
RANKED BY DIFFERENCE IN CURB WEIGHT
WEIGHTED BY NORMALIZED REGISTRATIONS

MODEL NAME	WT	WT WTD	WB	W	L	H	ROOM	REAR	FRONT	SIDE	AVG	AVG WTD
CUTLASS	-.007	2724.5	-.038	-.039	-.005	.007	.000	.004	.008	-.042	.019	5554.6
AMBASSADOR	-.093	2674.2	-.017	-.077	-.048	.054	.000	-.072	-.029	-.006	.049	1080.6
LEMANS	-.014	2654.0	-.033	.007	-.032	-.062	.000	.033	-.063	-.097	.043	6132.2
TORONADO	.079	2538.7	.014	.009	.060	-.082	.000	.009	.128	.023	.051	1233.1
CATALINA	-.017	2478.6	.006	.005	.004	-.029	.000	-.011	.016	-.093	.023	2532.0
VENTURA	.027	2410.1	.016	-.002	.004	-.069	.000	.041	-.016	-.033	.026	1769.7
LESABRE	-.017	2310.3	.004	.015	.008	-.002	.000	.009	.016	-.044	.014	1468.6
CELICA	-.023	2288.3	.003	-.152	-.039	-.003	.000	-.023	-.067	-.180	.061	4637.9
JAVELIN	.066	2034.6	.159	.200	.111	-.087	.000	-.115	.072	.100	.114	2659.3
OMEGA	.033	1973.7	.010	.002	-.003	-.020	.000	.033	-.021	-.038	.020	911.8
LTD/GALAXIE	-.003	1591.5	-.014	.013	.003	-.012	.000	.010	.011	.036	.013	5158.2
MONACO	-.020	1590.7	-.012	-.006	-.031	.054	.000	-.008	.031	.066	.029	1727.9
IMPERIAL	.093	1527.0	.021	.008	.069	.023	.000	.053	.127	.166	.070	871.2
DELTA 88	.009	1473.5	.013	.012	.023	-.055	.000	.026	.010	-.073	.028	3440.9
DATSUN 610	-.020	1259.8	.038	-.162	.007	.300	.000	.040	.138	-.269	.122	5826.4
NEW YORKER	.033	1178.8	.013	.000	.004	.050	.000	.005	.040	.132	.035	944.0
VEGA	.002	1170.1	.027	-.062	.028	-.069	.000	.066	-.057	.012	.041	18003.0
ELECTRA	.009	1132.9	.010	.004	.024	.028	.000	.028	-.008	-.039	.019	1787.2
ESTATE WAGON	.063	1124.2	-.008	.005	.012	.259	.000	.015	-.004	-.025	.049	663.2
TOWN&COUNTRY	.094	887.2	.001	-.002	-.006	.353	.000	-.004	.063	.159	.085	610.7
RIVIERA	.034	820.0	-.016	.018	.023	-.054	.000	-.040	.127	-.007	.040	729.0
98	.009	796.8	.010	.001	.033	.013	.000	.049	-.010	-.054	.022	1493.0
CALAIS	.084	738.5	.108	.012	.052	-.029	.000	.028	.016	.040	.046	308.4
BARRACUDA	.059	669.3	.025	.186	.040	-.141	.000	-.005	.062	.306	.103	887.5
BONNEVILLE	.013	485.2	.013	.005	.009	-.024	.000	-.015	.014	-.103	.024	691.6
NEWPORT	-.004	314.5	.013	.000	.003	.043	.000	.007	.055	.132	.032	1925.1
CHALLENGER	.019	280.1	.015	.211	.019	-.141	.000	-.088	.096	.292	.110	1230.7
MONTEREY	.004	143.7	.017	.008	.026	.008	.000	.010	.018	.079	.021	579.1
GRAND VILLE	.003	138.7	.000	.005	.005	-.035	.000	-.012	.028	-.074	.020	711.8
VISTA CRUISER	-.002	26.9	-.093	-.090	-.023	.103	.000	.031	-.058	-.092	.062	630.5

TABLE
DIFFERENCES IN EACH PARAMETER (SCALED) BETWEEN
1974 MODELS AND 1974 MODELS OF SIMILAR ROOMINESS
RANKED BY DIFFERENCE IN CURB WEIGHT
WEIGHTED BY NORMALIZED REGISTRATIONS

MODEL NAME	WT	WT WTD	WB	W	L	H	ROOM	REAR	FRONT	SIDE	AVG	AVG WTD
AUDI	-.296	15189.3	-.220	-.292	-.268	.103	.000	99.999	99.999	99.999	.236	12090.6
HONDA	-.215	25027.7	-.193	-.272	-.267	.002	.000	-.369	-.275	-.269	.233	27091.4
RABBIT	-.230	29042.3	-.060	-.154	-.248	.307	.000	-.429	-.089	-.329	.231	29138.3
VOLVO	-.233	19381.0	-.191	-.379	-.209	.248	.000	-.146	-.110	-.317	.229	19062.1
DASHER	-.240	6918.9	-.117	-.267	-.238	.088	.000	-.230	-.019	-.424	.203	5849.3
PACER	-.034	2905.4	-.188	.196	-.280	.002	.000	-.284	-.172	.405	.195	16663.3
COROLLA	-.103	17950.2	-.059	-.212	-.093	.213	.000	-.065	-.216	-.307	.158	27589.7
SCIROCCO	-.152	3450.2	-.017	-.039	-.160	-.214	.000	-.361	.022	-.230	.150	3394.6
MUSTANG II	.207	46881.8	.017	.246	.063	-.220	.000	-.022	.163	.261	.150	33926.0
BEETLE	-.117	8360.1	-.009	-.075	-.059	.442	.000	-.046	-.097	-.284	.141	10091.4
MARKIV	.267	14947.8	.113	.079	.159	.003	.000	.085	.215	.134	.132	7383.6
CORONA	-.045	1761.9	-.041	-.213	-.085	.261	.000	99.999	99.999	99.999	.129	5043.8
CAMARO	.151	25419.0	.025	.138	.038	-.276	.000	-.056	.188	.143	.127	21362.7
FIREBIRD	.182	16744.8	.027	.084	.045	-.260	.000	-.061	.205	.143	.126	11582.1
THUNDERBIRD	.215	10558.0	.113	.076	.135	-.036	.000	.059	.192	.162	.124	6065.6
DATSUN 610	.021	245.2	.038	-.162	.015	.308	.000	99.999	99.999	99.999	.109	1270.3
CAPRI II	.107	155.0	.132	.086	.086	-.199	.000	.019	-.002	.196	.103	149.6
MONZA	.182	32335.0	.042	-.028	.103	-.186	.000	.166	.009	.106	.103	18277.1
SKYHAWK	.172	6843.2	.042	-.028	.103	-.186	.000	.166	.009	.106	.102	4040.5
STARFIRE	.176	6873.4	.042	-.028	.103	-.186	.000	.166	.009	.106	.102	3986.1
DATSUN 710	-.025	1182.5	-.015	-.204	-.030	.339	.000	.051	.026	-.099	.099	4662.2
HORNET	-.060	5993.7	-.026	-.036	-.109	-.046	.000	-.227	-.105	-.127	.092	9194.0
COUGAR	.140	9946.8	.030	.122	.101	-.044	.000	.030	.182	.082	.091	6493.3
TOWN&COUNTRY	.104	782.2	.004	-.002	.021	.334	.000	.032	.074	.147	.090	675.2
DATSUN B210	-.087	14177.3	-.073	-.176	-.076	-.043	.000	.052	-.109	-.095	.089	14497.9
OPEL	-.047	1196.2	.010	-.054	.050	-.003	.000	.110	.167	-.229	.084	2131.0
BOBCAT	.104	4535.3	-.014	.144	.022	-.107	.000	.016	.046	.199	.082	3559.2
ELITE	.141	20945.3	.030	.122	.107	-.013	.000	.030	.129	.082	.082	12161.4
GREMLIN	.060	3800.8	-.026	.144	-.062	.049	.000	-.181	-.034	-.028	.073	4634.5
IMPERIAL	.114	1075.7	.021	.001	.084	.008	.000	.060	.125	.166	.072	681.5
CONTINENTAL	.121	8159.4	.061	.026	.072	.075	.000	.043	.086	.073	.070	4692.4
ASTRE	.059	4291.4	.042	-.028	.055	-.170	.000	.105	-.026	.069	.069	5039.4
MATADOR	-.109	7889.1	-.085	-.068	-.080	-.028	.000	-.105	-.055	-.006	.067	4851.6
FLEETWOOD	.101	2458.1	.115	.001	.045	.066	.000	.005	-.001	.185	.065	1581.5
PINTO	.080	22162.5	-.027	.143	.004	-.076	.000	-.017	.039	.121	.063	17530.6
DEVILLE	.120	26928.0	.112	.012	.055	-.040	.000	.030	.012	.117	.062	13954.5
COMET	-.074	4187.5	-.068	-.086	-.065	-.005	.000	-.116	.054	-.006	.059	3360.5
VISTA CRUISER	-.002	34.4	-.093	-.059	-.019	.103	.000	.034	-.053	-.092	.057	976.7
MONARCH	.057	6810.6	.013	.080	.033	.049	.000	-.005	.077	.131	.055	6622.9
CELICA	-.004	316.5	.003	-.136	-.010	-.019	.000	-.023	-.067	-.180	.055	4376.7
TORINO	.068	14949.3	.046	.056	.057	.016	.000	.018	.070	.113	.055	12191.3
MONTE CARLO	.042	14261.2	.051	.045	.048	-.045	.000	-.011	.113	.077	.054	18357.7

TABLE
DIFFERENCES IN EACH PARAMETER (SCALED) BETWEEN
1975 MODELS AND 1974 MODELS OF SIMILAR ROOMINESS
RANKED BY AVERAGE DIFFERENCE

MODEL NAME	WT	WT WTD	WB	W	L	H	ROOM	REAR	FRONT	SIDE	AVG	AVG WTD
ESTATE WAGON	.054	913.3	-.008	.005	.020	.297	.000	.015	-.004	-.025	.054	906.0
GRANADA	.042	15881.1	.011	.080	.007	.041	.000	-.051	.069	.115	.052	19665.7
NOVA	-.027	8800.0	-.008	-.067	-.069	-.007	.000	.015	-.133	-.081	.051	16559.6
CALAIS	.109	1179.0	.108	.012	.052	-.044	.000	.028	.016	.040	.051	554.2
ELDORADO	.140	7734.9	.095	.015	.017	.003	.000	-.066	.037	.004	.047	2603.3
MARQUIS	.071	6776.2	.023	.009	.061	.049	.000	.039	.045	.079	.047	4493.0
VEGA	.023	5925.3	.038	-.052	.039	-.068	.000	.078	-.045	.034	.047	12111.3
NEW YORKER	.045	1266.6	.018	.004	.024	.046	.000	.029	.069	.124	.045	1264.4
COLT	-.035	1720.0	.001	-.109	.005	.076	.000	99.999	99.999	99.999	.045	2224.9
MAVERICK	-.046	8859.0	-.043	-.045	-.057	.020	.000	-.086	.033	.024	.044	8517.3
NEWPORT	.001	66.3	.019	.000	.029	.061	.000	.038	.070	.124	.043	2828.2
TORONADO	.068	1839.8	.005	.006	.048	-.081	.000	-.011	.117	-.007	.043	1159.9
DART	-.020	4639.7	.021	-.067	.063	.065	.000	.078	-.015	-.015	.043	9934.1
VALIANT	-.022	6638.4	.014	-.014	.018	.075	.000	.083	-.094	-.008	.041	12371.2
VENTURA	.003	208.9	-.006	-.059	-.038	-.046	.000	.020	-.078	-.081	.041	2876.9
MONTEGO	.062	4372.1	.035	.039	.061	.000	.000	-.017	.100	.001	.039	2785.1
MONACO	.001	62.3	-.021	.011	.016	.092	.000	.024	.060	.066	.037	2280.4
FURY/GRAND FURY	-.001	75.4	-.018	.011	-.013	.092	.000	.016	.047	.095	.037	2751.2
RIVIERA	.024	480.6	-.016	.015	-.010	-.054	.000	-.040	.127	-.007	.036	730.4
GRAND PRIX	.026	2675.3	.028	.007	.050	-.055	.000	.075	-.022	.028	.036	3743.5
LEMANS	-.006	760.9	-.029	-.007	-.030	-.023	.000	.033	-.065	-.097	.036	4591.7
IMPALA/CAPRICE	-.030	15520.3	-.046	-.018	-.037	.012	.000	-.028	-.049	-.028	.031	15920.6
MALIBU	.003	1095.8	-.016	-.034	-.046	.031	.000	-.010	-.070	-.041	.031	11463.5
APOLLO/SKYLARK	.046	3604.4	.010	-.013	.005	.050	.000	.040	-.011	.057	.029	2287.8
OMEGA	.058	2744.4	.010	-.006	-.002	.066	.000	.033	-.019	-.038	.029	1371.9
SATELLITE/FURY	-.020	2903.7	.034	.015	.049	.019	.000	.024	-.028	.035	.028	4043.6
LTD/GALAXIE	.031	12339.9	.009	.008	.028	.035	.000	.061	.016	-.033	.028	11028.9
CUTLASS	-.046	16973.7	-.037	-.032	.000	.023	.000	.012	.015	-.041	.026	9498.7
CORDOBA	.017	3003.4	.009	-.016	.030	-.055	.000	.014	-.038	.029	.026	4590.7
DELTA 88	.008	1265.6	.013	.015	.028	.037	.000	.032	.014	-.044	.024	3773.0
98	.008	797.1	.010	.001	.033	.005	.000	.049	-.010	-.054	.021	2094.8
CENTURY	-.003	659.2	-.027	.050	-.007	.023	.000	.012	-.006	.043	.021	4716.8
ELECTRA	.008	953.4	.010	.004	.042	-.033	.000	.028	-.008	-.039	.021	2558.5
LESABRE	-.011	1411.5	.004	.015	.018	-.032	.000	.028	.016	-.044	.021	2689.8
CHRGR/CRNT/MONACO	-.004	577.8	.026	.000	.043	-.002	.000	.020	-.029	.034	.020	2862.5
BONNEVILLE	.022	777.3	.000	.005	.014	.041	.000	.008	.018	-.045	.019	678.4
GRAND VILLE	.009	308.5	-.010	.005	.006	-.029	.000	.002	.016	-.049	.016	542.6
CATALINA	-.008	735.4	-.001	.005	.013	.002	.000	.006	.016	-.049	.013	1152.4

TABLE
DIFFERENCES IN EACH PARAMETER (SCALED) BETWEEN
1975 MODELS AND 1974 MODELS OF SIMILAR ROOMINESS
RANKED BY AVERAGE DIFFERENCE

MODEL NAME	WT	WT WTD	WB	W	L	H	ROOM	REAR	FRONT	SIDE	AVG	AVG WTD
MUSTANG II	.207	46881.8	.017	.246	.063	-.220	.000	-.022	.163	.261	.150	33926.0
RABBIT	-.230	29042.3	-.060	-.154	-.248	.307	.000	-.429	-.089	-.329	.231	29130.3
COROLLA	-.103	17950.2	-.059	-.212	-.093	.213	.000	-.065	-.216	-.307	.158	27589.7
HONDA	-.215	25027.7	-.193	-.272	-.267	.002	.000	-.369	-.275	-.269	.233	27091.4
CAMARO	.151	25419.0	.025	.138	.038	-.276	.000	-.056	.188	.143	.127	21362.7
GRANADA	.042	15881.1	.011	.080	.007	.041	.000	-.051	.069	.115	.052	19665.7
VOLVO	-.233	19381.0	-.191	-.379	-.209	.248	.000	-.146	-.110	-.317	.229	19062.1
MONTE CARLO	.042	14261.2	.051	.045	.048	-.045	.000	-.011	.113	.077	.054	18357.7
MONZA	.182	32335.0	.042	-.028	.103	-.186	.000	.166	.009	.106	.103	18277.1
PINTO	.080	22162.5	-.027	.143	.004	-.076	.000	-.017	.039	.121	.063	17530.6
PACER	-.034	2905.4	-.188	.196	-.280	.002	.000	-.284	-.172	.405	.195	16663.3
NOVA	-.027	8800.0	-.008	-.067	-.069	-.007	.000	.015	-.133	-.081	.031	[illegible]
IMPALA/CAPRICE	-.030	15520.3	-.046	-.018	-.037	.012	.000	-.028	-.049	-.028	.031	15920.6
DATSUN B210	-.087	14177.3	-.073	-.176	-.076	-.043	.000	.052	-.109	-.095	.089	14497.9
DEVILLE	.120	26928.0	.112	.012	.055	-.040	.000	.030	.012	.117	.062	13954.5
VALIANT	-.022	6638.4	.014	-.014	.018	.075	.000	.083	-.094	-.008	.041	12371.2
TORINO	.068	14949.3	.046	.056	.057	.016	.000	.018	.070	.113	.055	12191.3
ELITE	.141	20945.3	.030	.122	.107	-.013	.000	.030	.129	.082	.082	12161.4
VEGA	.023	5925.3	.038	-.052	.039	-.068	.000	.078	-.045	.034	.047	12111.3
AUDI	-.296	15189.3	-.220	-.292	-.268	.103	.000	99.999	99.999	99.999	.236	12090.6
FIREBIRD	.182	16744.8	.027	.084	.045	-.260	.000	-.061	.205	.143	.126	11582.1
MALIBU	.003	1095.8	-.016	-.034	-.046	.031	.000	-.010	-.070	-.041	.031	11463.5
LTD/GALAXIE	.031	12339.9	.009	.008	.028	.035	.000	.061	.016	-.033	.028	11028.9
BEETLE	-.117	8360.1	-.009	-.075	-.059	.442	.000	-.046	-.097	-.284	.141	10091.4
DART	-.020	4639.7	.021	-.067	.063	.065	.000	.078	-.015	-.015	.043	9934.1
CUTLASS	-.046	16973.7	-.037	-.032	.000	.023	.000	.012	.015	-.041	.026	9498.7
HORNET	-.060	5993.7	-.026	-.036	-.109	-.046	.000	-.227	-.105	-.127	.092	9194.0
MAVERICK	-.046	8859.0	-.043	-.045	-.057	.020	.000	-.086	.033	.024	.044	8517.3
MARKIV	.267	14947.8	.113	.079	.159	.003	.000	.085	.215	.134	.132	7383.6
MONARCH	.057	6810.6	.013	.080	.033	.049	.000	-.005	.077	.131	.055	6622.9
COUGAR	.140	9946.8	.030	.122	.101	-.044	.000	.030	.182	.082	.091	6493.3
THUNDERBIRD	.215	10558.0	.113	.076	.135	-.036	.000	.059	.192	.162	.124	6065.6
DASHER	-.240	6918.9	-.117	-.267	-.238	.088	.000	-.230	-.019	-.424	.203	5849.3
CORONA	-.045	1761.9	-.041	-.213	-.085	.261	.000	99.999	99.999	99.999	.129	5043.8
ASTRE	.059	4291.4	.042	-.028	.055	-.170	.000	.105	-.026	.069	.069	5039.4
MATADOR	-.109	7889.1	-.085	-.068	-.080	-.028	.000	-.105	-.055	-.006	.067	4851.6
CENTURY	-.003	659.2	-.027	.050	-.007	.023	.000	.012	-.006	.043	.021	4716.8
CONTINENTAL	.121	8159.4	.061	.026	.072	.075	.000	.043	.086	.073	.070	4692.4
DATSUN 710	-.025	1182.5	-.015	-.204	-.030	.339	.000	.051	.026	-.099	.099	4662.2
GREMLIN	.060	3800.8	-.026	.144	-.062	.049	.000	-.181	-.034	-.028	.073	4634.5
LEMANS	-.006	760.9	-.029	-.007	-.030	-.023	.000	.033	-.065	-.097	.036	4591.7
CORDOBA	.017	3003.4	.009	-.016	.030	-.055	.000	.014	-.038	.029	.026	4590.7

TABLE
DIFFERENCES IN EACH PARAMETER (SCALED) BETWEEN
1975 MODELS AND 1974 MODELS OF SIMILAR ROOMINESS
RANKED BY AVERAGE DIFFERENCE
WEIGHTED BY NORMALIZED REGISTRATIONS

MODEL NAME	WT	WT WTD	WB	W	L	H	ROOM	REAR	FRONT	SIDE	AVG	AVG WTD
MARQUIS	.071	6776.2	.023	.009	.061	.049	.000	.039	.045	.079	.047	4493.0
CELICA	-.004	316.5	.003	-.136	-.010	-.019	.000	-.023	-.067	-.180	.055	4376.7
SATELLITE/FURY	-.020	2903.7	.034	.015	.049	.019	.000	.024	-.028	.035	.028	4043.6
SKYHAWK	.172	6843.2	.042	-.028	.103	-.186	.000	.166	.009	.106	.102	4040.5
STARFIRE	.176	6873.4	.042	-.028	.103	-.186	.000	.166	.009	.106	.102	3986.1
DELTA 88	.008	1265.6	.013	.015	.028	.037	.000	.032	.014	-.044	.024	3773.0
GRAND PRIX	.026	2675.3	.028	.007	.050	-.055	.000	.075	-.022	.028	.036	3743.5
BOBCAT	.104	4535.3	-.014	.144	.022	-.107	.000	.016	.046	.199	.082	3559.2
SCIROCCO	-.152	3450.2	-.017	-.039	-.160	-.214	.000	-.361	.022	-.230	.150	3394.6
COMET	-.074	4187.5	-.068	-.086	-.065	-.005	.000	-.116	.054	-.006	.059	3360.5
VENTURA	.003	208.9	-.006	-.059	-.038	-.046	.000	.020	-.078	-.081	.041	2876.9
CHRGR/CRNT/MONACO	-.004	577.8	.026	.000	.043	-.002	.000	.020	-.029	.034	.020	2862.5
NEWPORT	.001	66.3	.019	.000	.029	.061	.000	.038	.070	.124	.043	2828.2
MONTEGO	.062	4372.1	.035	.039	.061	.000	.000	-.017	.100	.001	.039	2785.1
FURY/GRAND FURY	-.001	75.4	-.018	.011	-.013	.092	.000	.016	.047	.095	.037	2751.2
LESABRE	-.011	1411.5	.004	.015	.018	-.032	.000	.028	.016	-.044	.021	2689.8
ELDORADO	.140	7734.9	.095	.015	.017	.003	.000	-.066	.037	.004	.047	2603.3
ELECTRA	.008	953.4	.010	.004	.042	-.033	.000	.028	-.008	-.039	.021	2558.5
APOLLO/SKYLARK	.046	3604.4	.010	-.013	.005	.050	.000	.040	-.011	.057	.029	2287.8
MONACO	.001	62.3	-.021	.011	.016	.092	.000	.024	.060	.066	.037	2280.4
COLT	-.035	1720.0	.001	-.109	.005	.076	.000	99.999	99.999	99.999	.045	2224.9
OPEL	-.047	1196.2	.010	-.054	.050	-.003	.000	.110	.167	-.229	.084	2131.0
98	.008	797.1	.010	.001	.033	.005	.000	.049	-.010	-.054	.021	2094.8
FLEETWOOD	.101	2458.1	.115	.001	.045	.066	.000	.005	-.001	.185	.065	1581.5
OMEGA	.058	2744.4	.010	-.006	-.002	.066	.000	.033	-.019	-.038	.029	1371.9
DATSUN 610	.021	245.2	.038	-.162	.015	.308	.000	99.999	99.999	99.999	.109	1270.3
NEW YORKER	.045	1266.6	.018	.004	.024	.046	.000	.029	.069	.124	.045	1264.4
TORONADO	.068	1839.8	.005	.006	.048	-.081	.000	-.011	.117	-.007	.043	1159.9
CATALINA	-.008	735.4	-.001	.005	.013	.002	.000	.006	.016	-.049	.013	1152.4
VISTA CRUISER	-.002	34.4	-.093	-.059	-.019	.103	.000	.034	-.053	-.092	.057	976.7
ESTATE WAGON	.054	913.3	-.008	.005	.020	.297	.000	.015	-.004	-.025	.054	906.0
RIVIERA	.024	480.6	-.016	.015	-.010	-.054	.000	-.040	.127	-.007	.036	730.4
IMPERIAL	.114	1075.7	.021	.001	.084	.008	.000	.060	.125	.166	.072	681.5
BONNEVILLE	.022	777.3	.000	.005	.014	.041	.000	.008	.018	-.045	.019	678.4
TOWN&COUNTRY	.104	782.2	.004	-.002	.021	.334	.000	.032	.074	.147	.090	675.2
CALAIS	.109	1179.0	.108	.012	.052	-.044	.000	.028	.016	.040	.051	554.2
GRAND VILLE	.009	308.5	-.010	.005	.006	-.029	.000	.002	.016	-.049	.016	542.6
CAPRI II	.107	155.0	.132	.086	.086	-.199	.000	.019	-.002	.196	.103	149.6

TABLE
DIFFERENCES IN EACH PARAMETER (SCALED) BETWEEN
1975 MODELS AND 1974 MODELS OF SIMILAR ROOMINESS
RANKED BY AVERAGE DIFFERENCE
WEIGHTED BY NORMALIZED REGISTRATIONS

MODEL NAME	WT	WT WTD	WB	W	L	H	ROOM	REAR	FRONT	SIDE	AVG	AVG WTD
AUDI	-.296	15189.3	-.220	-.292	-.268	.103	.000	99.999	99.999	99.999	.236	12090.6
MARKIV	.267	14947.8	.113	.079	.159	.003	.000	.085	.215	.134	.132	7383.6
DASHER	-.240	6918.9	-.117	-.267	-.238	.088	.000	-.230	-.019	-.424	.203	5849.3
VOLVO	-.233	19381.0	-.191	-.379	-.209	.248	.000	-.146	-.110	-.317	.229	19062.1
RABBIT	-.230	29042.3	-.060	-.154	-.248	.307	.000	-.429	-.089	-.329	.231	29138.3
HONDA	-.215	25027.7	-.193	-.272	-.267	.002	.000	-.369	-.275	-.269	.233	27091.4
THUNDERBIRD	.215	10558.0	.113	.076	.135	-.036	.000	.059	.192	.162	.124	6065.6
MUSTANG II	.207	46881.8	.017	.246	.063	-.220	.000	-.022	.163	.261	.150	33926.0
MONZA	.182	32335.0	.042	-.028	.103	-.186	.000	.166	.009	.106	.103	18277.1
FIREBIRD	.182	16744.8	.027	.084	.045	-.260	.000	-.061	.205	.143	.126	11582.1
STARFIRE	.176	6873.4	.042	-.028	.103	-.186	.000	.166	.009	.106	.102	3986.1
SKYHAWK	.172	6843.2	.042	-.028	.103	-.186	.000	.166	.009	.106	.102	4040.5
SCIROCCO	-.152	3450.2	-.017	-.039	-.160	-.214	.000	-.361	.022	-.230	.150	3394.6
CAMARO	.151	25419.0	.025	.138	.038	-.276	.000	-.056	.188	.143	.127	21362.7
ELITE	.141	20945.3	.030	.122	.107	-.013	.000	.030	.129	.082	.082	12161.4
COUGAR	.140	9946.8	.030	.122	.101	-.044	.000	.030	.182	.082	.091	6493.3
ELDORADO	.140	7734.9	.095	.015	.017	.003	.000	-.066	.037	.004	.047	2603.3
CONTINENTAL	.121	8159.4	.061	.026	.072	.075	.000	.043	.086	.073	.070	4692.4
DEVILLE	.120	26928.0	.112	.012	.055	-.040	.000	.030	.012	.117	.062	13954.5
BEETLE	-.117	8360.1	-.009	-.075	-.059	.442	.000	-.046	-.097	-.284	.141	10091.4
IMPERIAL	.114	1075.7	.021	.001	.084	.008	.000	.060	.125	.166	.072	681.5
MATADOR	-.109	7889.1	-.085	-.068	-.080	-.028	.000	-.105	-.055	-.006	.067	4851.6
CALAIS	.109	1179.0	.108	.012	.052	-.044	.000	.028	.016	.040	.051	554.2
CAPRI II	.107	155.0	.132	.086	.086	-.199	.000	.019	-.002	.196	.103	149.6
BOBCAT	.104	4535.3	-.014	.144	.022	-.107	.000	.016	.046	.199	.082	3559.2
TOWN&COUNTRY	.104	782.2	.004	-.002	.021	.334	.000	.032	.074	.147	.090	675.2
COROLLA	-.103	17950.2	-.059	-.212	-.093	.213	.000	-.065	-.216	-.307	.158	27589.7
FLEETWOOD	.101	2458.1	.115	.001	.045	.066	.000	.005	-.001	.185	.065	1581.5
DATSUN B210	-.087	14177.3	-.073	-.176	-.076	-.043	.000	.052	-.109	-.095	.089	14497.9
PINTO	.080	22162.5	-.027	.143	.004	-.076	.000	-.017	.039	.121	.063	17530.6
COMET	-.074	4187.5	-.068	-.086	-.065	-.005	.000	-.116	.054	-.006	.059	3360.5
MARQUIS	.071	6776.2	.023	.009	.061	.049	.000	.039	.045	.079	.047	4493.0
TORONADO	.068	1839.8	.005	.006	.048	-.081	.000	-.011	.117	-.007	.043	1159.9
TORINO	.068	14949.3	.046	.056	.057	.016	.000	.018	.070	.113	.055	12191.3
MONTEGO	.062	4372.1	.035	.039	.061	.000	.000	-.017	.100	.001	.039	2785.1
GREMLIN	.060	3800.8	-.026	.144	-.062	.049	.000	-.181	-.034	-.028	.073	4634.5
HORNET	-.060	5993.7	-.026	-.036	-.109	-.046	.000	-.227	-.105	-.127	.092	9194.0
ASTRE	.059	4291.4	.042	-.028	.055	-.170	.000	.105	-.026	.069	.069	5039.4
OMEGA	.058	2744.4	.010	-.006	-.002	.066	.000	.033	-.019	-.038	.029	1371.9
MONARCH	.057	6810.6	.013	.080	.033	.049	.000	-.005	.077	.131	.055	6622.9
ESTATE WAGON	.054	913.3	-.008	.005	.020	.297	.000	.015	-.004	-.025	.054	906.0
OPEL	-.047	1196.2	.010	-.054	.050	-.003	.000	.110	.167	-.229	.084	2131.0

TABLE
DIFFERENCES IN EACH PARAMETER (SCALED) BETWEEN
1975 MODELS AND 1974 MODELS OF SIMILAR ROOMINESS
RANKED BY DIFFERENCE IN CURB WEIGHT

MODEL NAME	WT	WT WTD	WB	W	L	H	ROOM	REAR	FRONT	SIDE	AVG	AVG WTD
APOLLO/SKYLARK	.046	3604.4	.010	-.013	.005	.050	.000	.040	-.011	.057	.029	2287.8
CUTLASS	-.046	16973.7	-.037	-.032	.000	.023	.000	.012	.015	-.041	.026	9498.7
MAVERICK	-.046	8859.0	-.043	-.045	-.057	.020	.000	-.086	.033	.024	.044	8517.3
CORONA	-.045	1761.9	-.041	-.213	-.085	.261	.000	99.999	99.999	99.999	.129	5043.8
NEW YORKER	.045	1266.6	.018	.004	.024	.046	.000	.029	.069	.124	.045	1264.4
MONTE CARLO	.042	14261.2	.051	.045	.048	-.045	.000	-.011	.113	.077	.054	18357.7
GRANADA	.042	15881.1	.011	.080	.007	.041	.000	-.051	.069	.115	.052	19665.7
COLT	-.035	1720.0	.001	-.109	.005	.076	.000	99.999	99.999	99.999	.045	2224.9
PACER	-.034	2905.4	-.188	.196	-.280	.002	.000	-.284	-.172	.405	.195	16663.3
LTD/GALAXIE	.031	12339.9	.009	.008	.028	.035	.000	.061	.016	-.033	.028	11028.9
IMPALA/CAPRICE	-.030	15520.3	-.046	-.018	-.037	.012	.000	-.028	-.049	-.028	.031	15920.6
NOVA	-.027	8800.0	-.008	-.067	-.069	-.007	.000	.015	-.133	-.081	.051	16559.6
GRAND PRIX	.026	2675.3	.028	.007	.050	-.055	.000	.075	-.022	.028	.036	3743.5
DATSUN 710	-.025	1182.5	-.015	-.204	-.030	.339	.000	.051	.026	-.099	.099	4662.2
RIVIERA	.024	480.6	-.016	.015	-.010	-.054	.000	-.040	.127	-.007	.036	730.4
VEGA	.023	5925.3	.038	-.052	.039	-.068	.000	.078	-.045	.034	.047	12111.3
BONNEVILLE	.022	777.3	.000	.005	.014	.041	.000	.008	.018	-.045	.019	678.4
VALIANT	-.022	6638.4	.014	-.014	.018	.075	.000	.083	-.094	-.008	.041	12371.2
DATSUN 610	.021	245.2	.038	-.162	.015	.308	.000	99.999	99.999	99.999	.109	1270.3
DART	-.020	4639.7	.021	-.067	.063	.065	.000	.078	-.015	-.015	.043	9934.1
SATELLITE/FURY	-.020	2903.7	.034	.015	.049	.019	.000	.024	-.028	.035	.028	4043.6
CORDOBA	.017	3003.4	.009	-.016	.030	-.055	.000	.014	-.038	.029	.026	4590.7
LESABRE	-.011	1411.5	.004	.015	.018	-.032	.000	.028	.016	-.044	.021	2689.8
GRAND VILLE	.009	308.5	-.010	.005	.006	-.029	.000	.002	.016	-.049	.016	542.6
ELECTRA	.003	953.4	.010	.004	.042	-.033	.000	.028	-.008	-.039	.021	2558.5
CATALINA	-.008	735.4	-.001	.005	.013	.002	.000	.006	.016	-.049	.013	1152.4
98	.008	797.1	.010	.001	.033	.005	.000	.049	-.010	-.054	.021	2094.8
DELTA 88	.008	1265.6	.013	.015	.028	.037	.000	.032	.014	-.044	.024	3773.0
LEMANS	-.006	760.9	-.029	-.007	-.030	-.023	.000	.033	-.065	-.097	.036	4591.7
CHRGR/CRNT/MONACO	-.004	577.8	.026	.000	.043	-.002	.000	.020	-.029	.034	.020	2862.5
CELICA	-.004	316.5	.003	-.136	-.010	-.019	.000	-.023	-.067	-.180	.055	4376.7
CENTURY	-.003	659.2	-.027	.050	-.007	.023	.000	.012	-.006	.043	.021	4716.8
VENTURA	.003	208.9	-.006	-.059	-.038	-.046	.000	.020	-.078	-.081	.041	2876.9
MALIBU	.003	1095.8	-.016	-.034	-.046	.031	.000	-.010	-.070	-.041	.031	11463.5
VISTA CRUISER	-.002	34.4	-.093	-.059	-.019	.103	.000	.034	-.053	-.092	.057	976.7
MONACO	.001	62.3	-.021	.011	.016	.092	.000	.024	.060	.066	.037	2280.4
NEWPORT	.001	66.3	.019	.000	.029	.061	.000	.038	.070	.124	.043	2828.2
FURY/GRAND FURY	-.001	75.4	-.018	.011	-.013	.092	.000	.016	.047	.095	.037	2751.2

TABLE
DIFFERENCES IN EACH PARAMETER (SCALED) BETWEEN
1975 MODELS AND 1974 MODELS OF SIMILAR ROOMINESS
RANKED BY DIFFERENCE IN CURB WEIGHT

MODEL NAME	WT	WT WTD	WB	W	L	H	ROOM	REAR	FRONT	SIDE	AVG	AVG WTD
MUSTANG II	.207	46881.8	.017	.246	.063	-.220	.000	-.022	.163	.261	.150	33926.0
MONZA	.182	32335.0	.042	-.028	.103	-.186	.000	.166	.009	.106	.103	18277.1
RABBIT	-.230	29042.3	-.060	-.154	-.248	.307	.000	-.429	-.089	-.329	.231	29138.3
DEVILLE	.120	26928.0	.112	.012	.055	-.040	.000	.030	.012	.117	.062	13954.5
CAMARO	.151	25419.0	.025	.138	.038	-.276	.000	-.056	.188	.143	.127	21362.7
HONDA	-.215	25027.7	-.193	-.272	-.267	.002	.000	-.369	-.275	-.269	.233	27091.4
PINTO	.080	22162.5	-.027	.143	.004	-.076	.000	-.017	.039	.121	.063	17530.6
ELITE	.141	20945.3	.030	.122	.107	-.013	.000	.030	.129	.082	.082	12161.4
VOLVO	-.233	19381.0	-.191	-.379	-.209	.248	.000	-.146	-.110	-.317	.229	19062.1
COROLLA	-.103	17950.2	-.059	-.212	-.093	.213	.000	-.065	-.216	-.307	.158	27589.7
CUTLASS	-.046	16973.7	-.037	-.032	.000	.023	.000	.012	.015	-.041	.026	9498.7
FIREBIRD	.182	16744.8	.027	.084	.045	-.260	.000	-.061	.205	.143	.126	11582.1
GRANADA	.042	15881.1	.011	.080	.007	.041	.000	-.051	.069	.115	.052	19665.7
IMPALA/CAPRICE	-.030	15520.3	-.046	-.018	-.037	.012	.000	-.028	-.049	-.028	.031	15920.6
AUDI	-.296	15189.3	-.220	-.292	-.268	.103	.000	99.999	99.999	99.999	.236	12090.6
TORINO	.068	14949.3	.046	.056	.057	.016	.000	.018	.070	.113	.055	12191.3
MARKIV	.267	14947.8	.113	.079	.159	.003	.000	.085	.215	.134	.132	7383.6
MONTE CARLO	.042	14261.2	.051	.045	.048	-.045	.000	-.011	.113	.077	.054	18357.7
DATSUN B210	-.087	14177.3	-.073	-.176	-.076	-.043	.000	.052	-.109	-.095	.089	14497.9
LTD/GALAXIE	.031	12339.9	.009	.008	.028	.035	.000	.061	.016	-.033	.028	11028.9
THUNDERBIRD	.215	10558.0	.113	.076	.135	-.036	.000	.059	.192	.162	.124	6065.6
COUGAR	.140	9946.8	.030	.122	.101	-.044	.000	.030	.182	.082	.091	6493.3
MAVERICK	-.046	8859.0	-.043	-.045	-.057	.020	.000	-.086	.033	.024	.044	8517.3
NOVA	-.027	8800.0	-.008	-.067	-.069	-.007	.000	.015	-.133	-.081	.051	16559.6
BEETLE	-.117	8360.1	-.009	-.075	-.059	.442	.000	-.046	-.097	-.284	.141	10091.4
CONTINENTAL	.121	8159.4	.061	.026	.072	.075	.000	.043	.086	.073	.070	4692.4
MATADOR	-.109	7889.1	-.085	-.068	-.080	-.028	.000	-.105	-.055	-.006	.067	4851.6
ELDORADO	.140	7734.9	.095	.015	.017	.003	.000	-.066	.037	.004	.047	2603.3
DASHER	-.240	6918.9	-.117	-.267	-.238	.088	.000	-.230	-.019	-.424	.203	5849.3
STARFIRE	.176	6873.4	.042	-.028	.103	-.186	.000	.166	.009	.106	.102	3986.1
SKYHAWK	.172	6843.2	.042	-.028	.103	-.186	.000	.166	.009	.106	.102	4040.5
MONARCH	.057	6810.6	.013	.080	.033	.049	.000	-.005	.077	.131	.055	6622.9
MARQUIS	.071	6776.2	.023	.009	.061	.049	.000	.039	.045	.079	.047	4493.0
VALIANT	-.022	6638.4	.014	-.014	.018	.075	.000	.083	-.094	-.008	.041	12371.2
HORNET	-.060	5993.7	-.026	-.036	-.109	-.046	.000	-.227	-.105	-.127	.092	9194.0
VEGA	.023	5925.3	.038	-.052	.039	-.068	.000	.078	-.045	.034	.047	12111.3
DART	-.020	4639.7	.021	-.067	.063	.065	.000	.078	-.015	-.015	.043	9934.1
BOBCAT	.104	4535.3	-.014	.144	.022	-.107	.000	.016	.046	.199	.082	3559.2
MONTEGO	.062	4372.1	.035	.039	.061	.000	.000	-.017	.100	.001	.039	2785.1
ASTRE	.059	4291.4	.042	-.028	.055	-.170	.000	.105	-.026	.069	.069	5039.4
COMET	-.074	4187.5	-.068	-.086	-.065	-.005	.000	-.116	.054	-.006	.059	3360.5
GREMLIN	.060	3800.8	-.026	.144	-.062	.049	.000	-.181	-.034	-.028	.073	4634.5

TABLE
DIFFERENCES IN EACH PARAMETER (SCALED) BETWEEN
1975 MODELS AND 1974 MODELS OF SIMILAR ROOMINESS
RANKED BY DIFFERENCE IN CURB WEIGHT
WEIGHTED BY NORMALIZED REGISTRATIONS

MODEL NAME	WT	WT WTD	WB	W	L	H	ROOM	REAR	FRONT	SIDE	AVG	AVG WTD
APOLLO/SKYLARK	.046	3604.4	.010	-.013	.005	.050	.000	.040	-.011	.057	.029	2287.8
SCIROCCO	-.152	3450.2	-.017	-.039	-.160	-.214	.000	-.361	.022	-.230	.150	3394.6
CORDOBA	.017	3003.4	.009	-.016	.030	-.055	.000	.014	-.038	.029	.026	4590.7
PACER	-.034	2905.4	-.188	.196	-.280	.002	.000	-.284	-.172	.405	.195	16663.3
SATELLITE/FURY	-.020	2903.7	.034	.015	.049	.019	.000	.024	-.028	.035	.028	4043.6
OMEGA	.058	2744.4	.010	-.006	-.002	.066	.000	.033	-.019	-.038	.029	1371.9
GRAND PRIX	.026	2675.3	.028	.007	.050	-.055	.000	.075	-.022	.028	.036	3743.5
FLEETWOOD	.101	2458.1	.115	.001	.045	.066	.000	.005	-.001	.185	.065	1581.5
TORONADO	.068	1839.8	.005	.006	.048	-.081	.000	-.011	.117	-.007	.043	1159.9
CORONA	-.045	1761.9	-.041	-.213	-.085	.261	.000	99.999	99.999	99.999	.129	5043.8
COLT	-.035	1720.0	.001	-.109	.005	.076	.000	99.999	99.999	99.999	.045	2224.9
LESABRE	-.011	1411.5	.004	.015	.018	-.032	.000	.028	.016	-.044	.021	2689.8
NEW YORKER	.045	1266.6	.018	.004	.024	.046	.000	.029	.069	.124	.045	1264.4
DELTA 88	.008	1265.6	.013	.015	.028	.037	.000	.032	.014	-.044	.024	3773.0
OPEL	-.047	1196.2	.010	-.054	.050	-.003	.000	.110	.167	-.229	.084	2131.0
DATSUN 710	-.025	1182.5	-.015	-.204	-.030	.339	.000	.051	.026	-.099	.099	4662.2
CALAIS	.109	1179.0	.108	.012	.052	-.044	.000	.028	.016	.040	.051	554.2
MALIBU	.003	1095.8	-.016	-.034	-.046	.031	.000	-.010	-.070	-.041	.031	11463.5
IMPERIAL	.114	1075.7	.021	.001	.084	.008	.000	.060	.125	.166	.072	681.5
ELECTRA	.008	953.4	.010	.004	.042	-.033	.000	.028	-.008	-.039	.021	2558.5
ESTATE WAGON	.054	913.3	-.008	.005	.020	.297	.000	.015	-.004	-.025	.054	906.0
98	.008	797.1	.010	.001	.033	.005	.000	.049	-.010	-.054	.021	2094.8
TOWN&COUNTRY	.104	782.2	.004	-.002	.021	.334	.000	.032	.074	.147	.090	675.2
BONNEVILLE	.022	777.3	.000	.005	.014	.041	.000	.008	.018	-.045	.019	678.4
LEMANS	-.006	760.9	-.029	-.007	-.030	-.023	.000	.033	-.065	-.097	.036	4591.7
CATALINA	-.008	735.4	-.001	.005	.013	.002	.000	.006	.016	-.049	.013	1152.4
CENTURY	-.003	659.2	-.027	.050	-.007	.023	.000	.012	-.006	.043	.021	4716.8
CHRGR/CRNT/MONACO	-.004	577.8	.026	.000	.043	-.002	.000	.020	-.029	.034	.020	2862.5
RIVIERA	.024	480.6	-.016	.015	-.010	-.054	.000	-.040	.127	-.007	.036	730.4
CELICA	-.004	316.5	.003	-.136	-.010	-.019	.000	-.023	-.067	-.180	.055	4376.7
GRAND VILLE	.009	308.5	-.010	.005	.006	-.029	.000	.002	.016	-.049	.016	542.6
DATSUN 610	.021	245.2	.038	-.162	.015	.308	.000	99.999	99.999	99.999	.109	1270.3
VENTURA	.003	208.9	-.006	-.059	-.038	-.046	.000	.020	-.078	-.081	.041	2876.9
CAPRI II	.107	155.0	.132	.086	.086	-.199	.000	.019	-.002	.196	.103	149.6
FURY/GRAND FURY	-.001	75.4	-.018	.011	-.013	.092	.000	.016	.047	.095	.037	2751.2
NEWPORT	.001	66.3	.019	.000	.029	.061	.000	.038	.070	.124	.043	2828.2
MONACO	.001	62.3	-.021	.011	.016	.092	.000	.024	.060	.066	.037	2280.4
VISTA CRUISER	-.002	34.4	-.093	-.059	-.019	.103	.000	.034	-.053	-.092	.057	976.7

TABLE
DIFFERENCES IN EACH PARAMETER (SCALED) BETWEEN
1975 MODELS AND 1974 MODELS OF SIMILAR ROOMINESS
RANKED BY DIFFERENCE IN CURB WEIGHT
WEIGHTED BY NORMALIZED REGISTRATIONS

MODEL NAME	WT	WT WTD	WB	W	L	H	ROOM	REAR	FRONT	SIDE	AVG	AVG WTD
HONDA	-.233	47004.8	-.160	-.234	-.233	.070	.000	-.378	-.259	-.269	.230	36932.4
AUDI	-.285	13127.8	-.209	-.313	-.235	.071	.000	-.201	-.090	-.402	.226	8292.2
RABBIT	-.255	32863.5	-.075	-.154	-.243	.283	.000	-.400	-.083	-.311	.226	23206.8
BEETLE	-.172	5522.8	-.011	-.158	-.094	.613	.000	-.093	-.081	-.330	.194	4968.2
PACER	-.052	7034.5	-.191	.159	-.301	-.005	.000	-.298	-.213	.326	.193	20825.7
DASHER	-.213	7534.8	-.118	-.258	-.194	.087	.000	-.184	-.013	-.406	.184	5190.0
MARKIV	.263	17130.4	.127	.117	.177	-.010	.000	.094	.227	.219	.154	8009.1
VOLVO	-.101	6118.9	-.125	-.243	-.084	.284	.000	-.012	.085	-.254	.148	7175.6
SCIROCCO	-.163	2676.6	-.008	-.055	-.192	-.018	.000	-.407	-.067	-.269	.148	1932.4
DATSUN F10	-.169	3222.3	-.013	-.204	-.172	-.002	.000	-.202	.044	-.307	.139	2116.6
COUGAR	.215	21026.2	.068	.188	.154	-.038	.000	.089	.251	.094	.137	10690.6
CORONA	-.037	2004.9	.005	-.166	-.003	.271	.000	.201	-.146	-.239	.133	5762.9
THUNDERBIRD	.195	11613.9	.112	.085	.127	-.048	.000	.057	.180	.236	.130	6175.7
MUSTANG II	.149	32649.5	.038	.191	.088	-.193	.000	.020	.137	.222	.130	22712.8
CHEVETTE	-.174	38651.5	-.013	-.157	-.154	.046	.000	-.195	-.115	-.176	.129	22819.8
ELITE	.203	35991.4	.068	.188	.175	-.006	.000	.089	.195	.094	.127	17993.9
OPEL	-.148	4115.7	-.013	-.149	-.036	-.075	.000	-.347	.079	-.139	.123	2730.9
CAMARO	.139	28806.9	.028	.120	.054	-.292	.000	-.016	.178	.113	.117	19390.3
FIREBIRD	.154	18486.8	.030	.065	.070	-.276	.000	-.002	.197	.113	.113	10850.2
DATSUN 610	-.074	1610.5	.019	-.160	-.016	.297	.000	99.999	99.999	99.999	.113	1965.4
HORNET	-.079	8607.8	-.028	-.070	-.125	-.052	.000	-.217	-.154	-.179	.113	9822.5
COROLLA	-.066	17449.3	-.042	-.123	-.061	.160	.000	-.026	-.160	-.249	.111	23351.5
DATSUN B210	-.134	29689.7	-.057	-.174	-.088	.146	.000	.003	-.109	-.138	.106	18733.0
STARFIRE	.162	5960.9	.044	-.011	.109	-.145	.000	.187	.030	.106	.099	2908.0
COLT	-.071	5314.1	.004	-.096	.007	.271	.000	.122	-.091	-.099	.095	5673.4
SKYHAWK	.160	6557.5	.051	.005	.107	-.131	.000	.159	.043	.102	.095	3097.7
DATSUN 710	-.036	2138.4	.039	-.132	.003	.223	.000	.033	.124	-.139	.091	4318.6
MONZA	.095	9693.9	.044	-.011	.098	-.161	.000	.177	.009	.069	.083	6744.8
MATADOR	-.140	6336.2	-.104	-.075	-.101	.021	.000	-.112	-.078	-.009	.080	2887.1
BOBCAT	.061	3292.4	-.012	.163	.027	-.065	.000	.035	.068	.199	.079	3392.4
ASPEN	-.090	22378.3	-.043	-.128	-.095	.084	.000	-.068	-.117	.001	.078	15562.7
SUNBIRD	.069	4606.3	.044	-.011	.089	-.177	.000	.171	-.010	.050	.078	4135.1
GREMLIN	.034	2495.7	-.036	.156	-.076	.055	.000	-.169	-.040	-.020	.073	4279.5
SEVILLE	.154	10927.6	.053	-.119	-.005	.122	.000	.030	-.068	-.028	.072	4099.4
FLEETWOOD	.122	3764.8	.178	.008	.080	.056	.000	.016	.007	.105	.072	1761.6
CAPRI II	.031	2610.2	.149	.087	.063	-.056	.000	-.029	-.002	.141	.070	4683.5
TOWN&COUNTRY	.084	489.1	-.003	-.006	.010	.227	.000	.028	.065	.127	.069	319.5
PINTO	.042	14757.5	-.012	.163	.023	-.073	.000	.029	.068	.143	.069	19389.3
ELDORADO	.155	8924.2	.133	.053	.033	-.018	.000	-.063	.059	.028	.068	3111.0
ASTRE	.028	1629.6	.044	.014	.091	-.080	.000	.167	.018	.093	.067	3105.1
VALIANT	-.068	5967.8	.008	-.058	.014	.066	.000	.100	-.126	-.072	.064	4482.0
DART	-.060	3999.0	.016	-.097	.060	.066	.000	.097	-.046	-.072	.064	3424.2
ESTATE WAGON	.090	2204.7	.043	.012	.048	.247	.000	.044	.011	-.010	.063	1235.6

TABLE
DIFFERENCES IN EACH PARAMETER (SCALED) BETWEEN
1976 MODELS AND 1975 MODELS OF SIMILAR ROOMINESS
RANKED BY AVERAGE DIFFERENCE

MODEL NAME	WT	WT WTD	WB	W	L	H	ROOM	REAR	FRONT	SIDE	AVG	AVG WTD
TORINO	.055	12085.7	.042	.067	.058	.023	.000	.024	.078	.124	.059	10326.2
CONTINENTAL	.089	7362.5	.054	.012	.059	.059	.000	.030	.075	.069	.056	3691.0
CELICA	-.033	3714.1	.072	-.081	.045	.015	.000	.007	-.035	-.147	.054	4878.3
NEW YORKER	.064	2748.4	.019	.005	.058	-.008	.000	.042	.117	.097	.051	1753.2
TORONADO	.045	1228.5	.013	.015	.044	-.104	.000	-.013	.110	-.067	.051	1119.3
VEGA	.042	8146.9	.044	.014	.063	-.032	.000	.109	.008	.093	.051	7850.5
VISTA CRUISER	.060	1451.1	.006	.001	.048	.139	.000	.082	.001	-.066	.050	969.4
DEVILLE	.088	20087.9	.104	.008	.038	-.047	.000	.018	.002	.098	.050	9182.9
MONTE CARLO	.027	12207.0	.053	.054	.042	-.041	.000	-.009	.101	.065	.049	17678.4
VOLARE	-.038	12617.9	-.009	-.082	-.044	.091	.000	-.017	-.076	.031	.048	12830.3
NOVA	-.024	9320.2	.008	-.050	-.038	.041	.000	.033	-.096	-.088	.047	14599.8
GRAND PRIX	.045	12326.2	.041	.044	.019	-.057	.000	.082	-.002	.048	.042	9238.4
CALAIS	.080	615.9	.101	.008	.039	-.058	.000	.017	.005	.016	.041	249.7
RIVIERA	.005	114.6	-.025	.016	-.022	-.125	.000	-.049	.065	-.011	.040	729.7
MALIBU	-.016	4996.2	-.029	-.026	-.061	.034	.000	-.023	-.079	-.042	.039	9637.2
MONTEGO	.055	2862.2	.039	.053	.056	-.001	.000	-.018	.078	-.001	.038	1559.2
COMET	-.055	1987.3	-.035	-.065	-.019	.011	.000	-.068	.002	.037	.036	1048.0
MONARCH	-.040	6833.8	-.034	-.038	-.047	.013	.000	-.059	-.032	.016	.035	4756.4
IMPALA/CAPRICE	-.042	27160.9	-.045	-.012	-.040	.012	.000	-.023	-.050	-.055	.035	17987.8
MAVERICK	-.055	8858.0	-.028	-.064	-.042	.013	.000	-.051	.001	.025	.035	4471.7
LEMANS	.001	115.6	-.016	.003	-.031	-.009	.000	.045	-.069	-.099	.034	3139.0
OMEGA	.005	339.2	.008	-.023	-.007	.064	.000	.038	-.042	-.088	.034	1866.6
98	.009	1163.5	.043	.009	.052	-.005	.000	.061	.008	-.069	.032	3290.6
MONACO/RYL MONACO	-.009	302.9	-.019	.008	.012	.046	.000	.016	.092	.054	.032	862.4
MARQUIS	.024	2698.2	.056	.011	.052	.005	.000	.036	.013	.059	.032	2863.3
NEWPORT	.001	50.9	.010	.002	.016	.021	.000	.029	.062	.116	.032	1308.1
APOLLO/SKYLARK	-.002	275.2	.012	-.025	.008	-.039	.000	.054	-.030	-.083	.032	3465.1
VENTURA	.002	155.0	.010	-.042	-.007	-.030	.000	.038	-.038	-.088	.032	1969.1
FURY/GRAND FURY	-.013	484.7	-.017	.008	-.017	.053	.000	.014	.041	.083	.031	918.3
SATELLITE/FURY	-.019	1971.9	.019	.059	.040	.011	.000	.005	-.048	.028	.029	2382.5
ARROW	-.028	1418.2	-.029	-.040	.024	-.017	.000	99.999	99.999	99.999	.028	1114.3
CORDOBA	.029	6242.9	.009	-.011	.018	-.060	.000	.010	-.046	.027	.026	4490.1
CUTLASS	-.032	18436.3	-.034	-.040	-.009	.018	.000	-.028	-.002	-.043	.026	11889.6
LESABRE	-.045	7221.9	-.003	.012	.002	-.085	.000	.016	.005	-.032	.025	3205.4
GRANADA	-.008	4372.6	-.014	.026	-.028	.017	.000	-.073	.014	.018	.025	10806.9
CENTURY	-.029	10651.8	-.029	.010	-.023	-.032	.000	.005	-.022	.040	.024	6992.4
ELECTRA	-.021	3176.9	.008	.002	.034	-.018	.000	.058	-.010	-.044	.024	2944.7
BONNEVILLE	-.015	1194.1	-.016	.001	-.006	-.035	.000	-.009	.005	-.071	.020	1259.1
DELTA 88	-.031	6297.9	-.003	.012	.000	-.032	.000	.020	.002	-.061	.020	3239.6
CHRGR/CRNT/MONACO	.001	110.3	.027	.010	.037	-.009	.000	.022	-.039	.013	.020	1718.4
CATALINA	-.035	3203.2	-.008	.001	.001	-.005	.000	-.005	.007	-.070	.017	1209.0
LTD/GALAXIE	-.003	1375.0	-.005	.008	.011	.011	.000	.019	.015	.033	.013	4810.2

TABLE
DIFFERENCES IN EACH PARAMETER (SCALED) BETWEEN
1976 MODELS AND 1975 MODELS OF SIMILAR ROOMINESS
RANKED BY AVERAGE DIFFERENCE

MODEL NAME	WT	WT WTD	WB	W	L	H	ROOM	REAR	FRONT	SIDE	AVG	AVG WTD
HONDA	-.233	47004.8	-.160	-.234	-.233	.070	.000	-.378	-.259	-.269	.230	36932.4
COROLLA	-.066	17449.3	-.042	-.123	-.061	.160	.000	-.026	-.160	-.249	.111	23351.5
RABBIT	-.255	32863.5	-.075	-.154	-.243	.283	.000	-.400	-.083	-.311	.226	23206.8
CHEVETTE	-.174	38651.5	-.013	-.157	-.154	.046	.000	-.195	-.115	-.176	.129	22819.8
MUSTANG II	.149	32649.5	.038	.191	.088	-.193	.000	.020	.137	.222	.130	22712.8
PACER	-.052	7034.5	-.191	.159	-.301	-.005	.000	-.298	-.213	.326	.193	20825.7
CAMARO	.139	28806.9	.028	.120	.054	-.292	.000	-.016	.178	.113	.117	19390.3
PINTO	.042	14757.5	-.012	.163	.023	-.073	.000	.029	.068	.143	.069	19389.3
DATSUN B210	-.134	29689.7	-.057	-.174	-.088	.146	.000	.003	-.109	-.138	.106	18733.0
ELITE	.203	35991.4	.068	.188	.175	-.006	.000	.089	.195	.094	.127	17993.9
IMPALA/CAPRICE	-.042	27160.9	-.045	-.012	-.040	.012	.000	-.023	-.050	-.055	.035	17987.8
MONTE CARLO	.027	12207.0	.053	.054	.042	-.041	.000	-.009	.101	.065	.049	17678.4
ASPEN	-.090	22378.3	-.043	-.128	-.095	.084	.000	-.068	-.117	.001	.078	15562.7
NOVA	-.024	9320.2	.008	-.050	-.038	.041	.000	.033	-.096	-.088	.047	14599.8
VOLARE	-.038	12617.9	-.009	-.082	-.044	.091	.000	-.017	-.076	.031	.048	12830.3
CUTLASS	-.032	18436.3	-.034	-.040	-.009	.018	.000	-.028	-.002	-.043	.026	11889.6
FIREBIRD	.154	18486.8	.030	.065	.070	-.276	.000	-.002	.197	.113	.113	10850.2
GRANADA	-.008	4372.6	-.014	.026	-.028	.017	.000	-.073	.014	.018	.025	10806.9
COUGAR	.215	21026.2	.068	.188	.154	-.038	.000	.089	.251	.094	.137	10690.6
TORINO	.055	12085.7	.042	.067	.058	.023	.000	.024	.078	.124	.059	10326.2
HORNET	-.079	8607.8	-.028	-.070	-.125	-.052	.000	-.217	-.154	-.179	.113	9822.5
MALIBU	-.016	4996.2	-.029	-.026	-.061	.034	.000	-.023	-.079	-.042	.039	9637.2
GRAND PRIX	.045	12326.2	.041	.044	.019	-.057	.000	.082	-.002	.048	.042	9238.4
DEVILLE	.088	20087.9	.104	.008	.038	-.047	.000	.018	.002	.098	.050	9182.9
AUDI	-.285	13127.8	-.209	-.313	-.235	.071	.000	-.201	-.090	-.402	.226	8292.2
MARKIV	.263	17130.4	.127	.117	.177	-.010	.000	.094	.227	.219	.154	8009.1
VEGA	.042	8146.9	.044	.014	.063	-.032	.000	.109	.008	.093	.051	7850.5
VOLVO	-.101	6118.9	-.125	-.243	-.084	.284	.000	-.012	.085	-.254	.148	7175.6
CENTURY	-.029	10651.8	-.029	.010	-.023	-.032	.000	.005	-.022	.040	.024	6992.4
MONZA	.095	9693.9	.044	-.011	.098	-.161	.000	.177	.009	.069	.083	6744.8
THUNDERBIRD	.195	11613.9	.112	.085	.127	-.048	.000	.057	.180	.236	.130	6175.7
CORONA	-.037	2004.9	.005	-.166	-.003	.271	.000	.201	-.146	-.239	.133	5762.9
COLT	-.071	5314.1	.004	-.096	.007	.271	.000	.122	-.091	-.099	.095	5673.4
DASHER	-.213	7534.8	-.118	-.258	-.194	.087	.000	-.184	-.013	-.406	.184	5190.0
BEETLE	-.172	5522.8	-.011	-.158	-.094	.613	.000	-.093	-.081	-.330	.194	4968.2
CELICA	-.033	3714.1	.072	-.081	.045	.015	.000	.007	-.035	-.147	.054	4878.3
LTD/GALAXIE	-.003	1375.0	-.005	.008	.011	.011	.000	.019	.015	.033	.013	4810.2
MONARCH	-.040	6833.8	-.034	-.038	-.047	.013	.000	-.059	-.032	.016	.035	4756.4
CAPRI II	.031	2610.2	.149	.087	.063	-.056	.000	-.029	-.002	.141	.070	4683.5
CORDOBA	.029	6242.9	.009	-.011	.018	-.060	.000	.010	-.046	.027	.026	4490.1
VALIANT	-.068	5967.8	.008	-.058	.014	.066	.000	.100	-.126	-.072	.064	4482.0
MAVERICK	-.055	8858.0	-.028	-.064	-.042	.013	.000	-.051	.001	.025	.035	4471.7
DATSUN 710	-.036	2138.4	.039	-.132	.003	.223	.000	.033	.124	-.139	.091	4318.6

TABLE
DIFFERENCES IN EACH PARAMETER (SCALED) BETWEEN
1976 MODELS AND 1975 MODELS OF SIMILAR ROOMINESS
RANKED BY AVERAGE DIFFERENCE
WEIGHTED BY NORMALIZED REGISTRATIONS

MODEL NAME	WT	WT WTD	WB	W	L	H	ROOM	REAR	FRONT	SIDE	AVG	AVG WTD
GREMLIN	.034	2495.7	-.036	.156	-.076	.055	.000	-.169	-.040	-.020	.073	4279.5
SUNBIRD	.069	4606.3	.044	-.011	.089	-.177	.000	.171	-.010	.050	.078	4135.1
SEVILLE	.154	10927.6	.053	-.119	-.005	.122	.000	.030	-.068	-.028	.072	4099.4
CONTINENTAL	.089	7362.5	.054	.012	.059	.059	.000	.030	.075	.069	.056	3691.0
APOLLO/SKYLARK	-.002	275.2	.012	-.025	.008	-.039	.000	.054	-.030	-.083	.032	3465.1
DART	-.060	3999.0	.016	-.097	.060	.066	.000	.097	-.046	-.072	.064	3424.2
BOBCAT	.061	3292.4	-.012	.163	.027	-.065	.000	.035	.068	.199	.079	3392.4
98	.009	1163.5	.043	.009	.052	-.005	.000	.061	.008	-.069	.032	3290.6
DELTA 88	-.031	6297.9	-.003	.012	.000	-.032	.000	.020	.002	-.061	.020	3239.6
LESABRE	-.045	7221.9	-.003	.012	.002	-.085	.000	.016	.005	-.032	.025	3205.4
LEMANS	.001	115.6	-.016	.003	-.031	-.009	.000	.045	-.069	-.099	.034	3139.0
ELDORADO	.155	8924.2	.133	.053	.033	-.018	.000	-.063	.059	.028	.068	3111.0
ASTRE	.028	1629.6	.044	.014	.091	-.080	.000	.167	.018	.093	.067	3105.1
SKYHAWK	.160	6557.5	.051	.005	.107	-.131	.000	.159	.043	.102	.095	3097.7
ELECTRA	-.021	3176.9	.008	.002	.034	-.018	.000	.058	-.010	-.044	.024	3044.[illegible]
STARFIRE	.162	5960.9	.044	-.011	.109	-.145	.000	.187	.030	.106	[illegible]	[illegible]
MATADOR	-.140	6336.2	-.104	-.075	-.101	.021	.000	-.112	-.078	-.009	.080	2887.1
MARQUIS	.024	2698.2	.056	.011	.052	.005	.000	.036	.013	.059	.032	2863.3
OPEL	-.148	4115.7	-.013	-.149	-.036	-.075	.000	-.347	.079	-.139	.123	2730.9
SATELLITE/FURY	-.019	1971.9	.019	.059	.040	.011	.000	.005	-.048	.028	.029	2382.5
DATSUN F10	-.169	3222.3	-.013	-.204	-.172	-.002	.000	-.202	.044	-.307	.139	2116.6
VENTURA	.002	155.0	.010	-.042	-.007	-.030	.000	.038	-.038	-.088	.032	1969.1
DATSUN 610	-.074	1610.5	.019	-.160	-.016	.297	.000	99.999	99.999	99.999	.113	1965.4
SCIROCCO	-.163	2676.6	-.008	-.055	-.192	-.018	.000	-.407	-.067	-.269	.148	1932.4
OMEGA	.005	339.2	.008	-.023	-.007	.064	.000	.038	-.042	-.088	.034	1866.6
FLEETWOOD	.122	3764.8	.178	.008	.080	.056	.000	.016	.007	.105	.072	1761.6
NEW YORKER	.064	2748.4	.019	.005	.058	-.008	.000	.042	.117	.097	.051	1753.2
CHRGR/CRNT/MONACO	.001	110.3	.027	.010	.037	-.009	.000	.022	-.039	.013	.020	1718.4
MONTEGO	.055	2862.2	.039	.053	.056	-.001	.000	-.018	.078	-.001	.038	1559.2
NEWPORT	.001	50.9	.010	.002	.016	.021	.000	.029	.062	.116	.032	1308.1
BONNEVILLE	-.015	1194.1	-.016	.001	-.006	-.035	.000	-.009	.005	-.071	.020	1259.1
ESTATE WAGON	.090	2204.7	.043	.012	.048	.247	.000	.044	.011	-.010	.063	1235.6
CATALINA	-.035	3203.2	-.008	.001	.001	-.005	.000	-.005	.007	-.070	.017	1209.0
TORONADO	.045	1228.5	.013	.015	.044	-.104	.000	-.013	.110	-.067	.051	1119.3
ARROW	-.028	1418.2	-.029	-.040	.024	-.017	.000	99.999	99.999	99.999	.028	1114.3
COMET	-.055	1987.3	-.035	-.065	-.019	.011	.000	-.068	.002	.037	.036	1048.0
VISTA CRUISER	.060	1451.1	.006	.001	.048	.139	.000	.082	.001	-.066	.050	969.4
FURY/GRAND FURY	-.013	484.7	-.017	.008	-.017	.053	.000	.014	.041	.083	.031	918.3
MONACO/RYL MONACO	-.009	302.9	-.019	.008	.012	.046	.000	.016	.092	.054	.032	862.4
RIVIERA	.005	114.6	-.025	.016	-.022	-.125	.000	-.049	.065	-.011	.040	729.7
TOWN&COUNTRY	.084	489.1	-.003	-.006	.010	.227	.000	.028	.065	.127	.069	319.5
CALAIS	.080	615.9	.101	.008	.039	-.058	.000	.017	.005	.016	.041	249.7

TABLE
DIFFERENCES IN EACH PARAMETER (SCALED) BETWEEN
1976 MODELS AND 1975 MODELS OF SIMILAR ROOMINESS
RANKED BY AVERAGE DIFFERENCE
WEIGHTED BY NORMALIZED REGISTRATIONS

MODEL NAME	WT	WT WTD	WB	W	L	H	ROOM	REAR	FRONT	SIDE	AVG	AVG WTD
AUDI	-.285	13127.8	-.209	-.313	-.235	.071	.000	-.201	-.090	-.402	.226	8292.2
MARKIV	.263	17130.4	.127	.117	.177	-.010	.000	.094	.227	.219	.154	8009.1
RABBIT	-.255	32863.5	-.075	-.154	-.243	.283	.000	-.400	-.083	-.311	.226	23206.8
HONDA	-.233	47004.8	-.160	-.234	-.233	.070	.000	-.378	-.259	-.269	.230	36932.4
COUGAR	.215	21026.2	.068	.188	.154	-.038	.000	.089	.251	.094	.137	10690.6
DASHER	-.213	7534.8	-.118	-.258	-.194	.087	.000	-.184	-.013	-.406	.184	5190.0
ELITE	.203	35991.4	.068	.188	.175	-.006	.000	.089	.195	.094	.127	17993.9
THUNDERBIRD	.195	11613.9	.112	.085	.127	-.048	.000	.057	.180	.236	.130	6175.7
CHEVETTE	-.174	38651.5	-.013	-.157	-.154	.046	.000	-.195	-.115	-.176	.129	22819.8
BEETLE	-.172	5522.8	-.011	-.158	-.094	.613	.000	-.093	-.081	-.330	.194	4968.2
DATSUN F10	-.169	3222.3	-.013	-.204	-.172	-.002	.000	-.202	.044	-.307	.139	2116.6
SCIROCCO	-.163	2676.6	-.008	-.055	-.192	-.018	.000	-.407	-.067	-.269	.148	1932.4
STARFIRE	.162	5960.9	.044	-.011	.109	-.145	.000	.187	.030	.106	.099	2908.0
SKYHAWK	.160	6557.5	.051	.005	.107	-.131	.000	.159	.043	.102	.095	3097.7
ELDORADO	.155	8924.2	.133	.053	.033	-.018	.000	-.063	.059	.028	.068	3111.0
SEVILLE	.154	10927.6	.053	-.119	-.005	.122	.000	.030	-.068	-.028	.072	4099.4
FIREBIRD	.154	18486.8	.030	.065	.070	-.276	.000	-.002	.197	.113	.113	10850.2
MUSTANG II	.149	32649.5	.038	.191	.088	-.193	.000	.020	.137	.222	.130	22712.8
OPEL	-.148	4115.7	-.013	-.149	-.036	-.075	.000	-.347	.079	-.139	.123	2730.9
MATADOR	-.140	6336.2	-.104	-.075	-.101	.021	.000	-.112	-.078	-.009	.080	2887.1
CAMARO	.139	28806.9	.028	.120	.054	-.292	.000	-.016	.178	.113	.117	19390.3
DATSUN B210	-.134	29689.7	-.057	-.174	-.088	.146	.000	.003	-.109	-.138	.106	18733.0
FLEETWOOD	.122	3764.8	.178	.008	.080	.056	.000	.016	.007	.105	.072	1761.6
VOLVO	-.101	6118.9	-.125	-.243	-.084	.284	.000	-.012	.085	-.254	.148	7175.6
MONZA	.095	9693.9	.044	-.011	.098	-.161	.000	.177	.009	.069	.083	6744.8
ESTATE WAGON	.090	2204.7	.043	.012	.048	.247	.000	.044	.011	-.010	.063	1235.6
ASPEN	-.090	22378.3	-.043	-.128	-.095	.084	.000	-.068	-.117	.001	.078	15562.7
CONTINENTAL	.089	7362.5	.054	.012	.059	.059	.000	.030	.075	.069	.056	3691.0
DEVILLE	.088	20087.9	.104	.008	.038	-.047	.000	.018	.002	.098	.050	9182.9
TOWN&COUNTRY	.084	489.1	-.003	-.006	.010	.227	.000	.028	.065	.127	.069	319.5
CALAIS	.080	615.9	.101	.008	.039	-.058	.000	.017	.005	.016	.041	249.7
HORNET	-.079	8607.8	-.028	-.070	-.125	-.052	.000	-.217	-.154	-.179	.113	9822.5
DATSUN 610	-.074	1610.5	.019	-.160	-.016	.297	.000	99.999	99.999	99.999	.113	1965.4
COLT	-.071	5314.1	.004	-.096	.007	.271	.000	.122	-.091	-.099	.095	5673.4
SUNBIRD	.069	4606.3	.044	-.011	.089	-.177	.000	.171	-.010	.050	.078	4135.1
VALIANT	-.068	5967.8	.008	-.058	.014	.066	.000	.100	-.126	-.072	.064	4482.0
COROLLA	-.066	17449.3	-.042	-.123	-.061	.160	.000	-.026	-.160	-.249	.111	23351.5
NEW YORKER	.064	2748.4	.019	.005	.058	-.008	.000	.042	.117	.097	.051	1753.2
BOBCAT	.061	3292.4	-.012	.163	.027	-.065	.000	.035	.068	.199	.079	3392.4
DART	-.060	3999.0	.016	-.097	.060	.066	.000	.097	-.046	-.072	.064	3424.2
VISTA CRUISER	.060	1451.1	.006	.001	.048	.139	.000	.082	.001	-.066	.050	969.4
COMET	-.055	1987.3	-.035	-.065	-.019	.011	.000	-.068	.002	.037	.036	1048.0
MONTEGO	.055	2862.2	.039	.053	.056	-.001	.000	-.018	.078	-.001	.038	1559.2

TABLE
DIFFERENCES IN EACH PARAMETER (SCALED) BETWEEN
1976 MODELS AND 1975 MODELS OF SIMILAR ROOMINESS
RANKED BY DIFFERENCE IN CURB WEIGHT

MODEL NAME	WT	WT WTD	WB	W	L	H	ROOM	REAR	FRONT	SIDE	AVG	AVG WTD
TORINO	.055	12085.7	.042	.067	.058	.023	.000	.024	.078	.124	.059	10326.2
MAVERICK	-.055	8858.0	-.028	-.064	-.042	.013	.000	-.051	.001	.025	.035	4471.7
PACER	-.052	7034.5	-.191	.159	-.301	-.005	.000	-.298	-.213	.326	.193	20825.7
TORONADO	.045	1228.5	.013	.015	.044	-.104	.000	-.013	.110	-.067	.051	1119.3
LESABRE	-.045	7221.9	-.003	.012	.002	-.085	.000	.016	.005	-.032	.025	3205.4
GRAND PRIX	.045	12326.2	.041	.044	.019	-.057	.000	.082	-.002	.048	.042	9238.4
VEGA	.042	8146.9	.044	.014	.063	-.032	.000	.109	.008	.093	.051	7850.5
IMPALA/CAPRICE	-.042	27160.9	-.045	-.012	-.040	.012	.000	-.023	-.050	-.055	.035	17987.8
PINTO	.042	14757.5	-.012	.163	.023	-.073	.000	.029	.068	.143	.069	19389.3
MONARCH	-.040	6833.8	-.034	-.038	-.047	.013	.000	-.059	-.032	.016	.035	4756.4
VOLARE	-.038	12617.9	-.009	-.082	-.044	.091	.000	-.017	-.076	.031	.048	12830.3
CORONA	-.037	2004.9	.005	-.166	-.003	.271	.000	.201	-.146	-.239	.133	5762.9
DATSUN 710	-.036	2138.4	.039	-.132	.003	.223	.000	.033	.124	-.139	.091	4318.6
CATALINA	-.035	3203.2	-.008	.001	.001	-.005	.000	-.005	.007	-.070	.017	1209.0
GREMLIN	.034	2495.7	-.036	.156	-.076	.055	.000	-.169	-.040	-.020	.073	4279.5
CELICA	-.033	3714.1	.072	-.081	.045	.015	.000	.007	-.035	-.147	.054	4878.3
CUTLASS	-.032	18436.3	-.034	-.040	-.009	.018	.000	-.028	-.002	-.043	.026	11889.6
DELTA 88	-.031	6297.9	-.003	.012	.000	-.032	.000	.020	.002	-.061	.020	3239.6
CAPRI II	.031	2610.2	.149	.087	.063	-.056	.000	-.029	-.002	.141	.070	4683.5
CORDOBA	.029	6242.9	.009	-.011	.018	-.060	.000	.010	-.046	.027	.026	4490.1
CENTURY	-.029	10651.8	-.029	.010	-.023	-.032	.000	.005	-.022	.040	.024	6992.4
ASTRE	.028	1629.6	.044	.014	.091	-.080	.000	.167	.018	.093	.067	3105.1
ARROW	-.028	1418.2	-.029	-.040	.024	-.017	.000	99.999	99.999	99.999	.028	1114.3
MONTE CARLO	.027	12207.0	.053	.054	.042	-.041	.000	-.009	.101	.065	.049	17678.4
NOVA	-.024	9320.2	.008	-.050	-.038	.041	.000	.033	-.096	-.088	.047	14599.8
MARQUIS	.024	2698.2	.056	.011	.052	.005	.000	.036	.013	.059	.032	2863.3
ELECTRA	-.021	3176.9	.008	.002	.034	-.018	.000	.058	-.010	-.044	.024	2944.7
SATELLITE/FURY	-.019	1971.9	.019	.059	.040	.011	.000	.005	-.048	.028	.029	2382.5
MALIBU	-.016	4996.2	-.029	-.026	-.061	.034	.000	-.023	-.079	-.042	.039	9637.2
BONNEVILLE	-.015	1194.1	-.016	.001	-.006	-.035	.000	-.009	.005	-.071	.020	1259.1
FURY/GRAND FURY	-.013	484.7	-.017	.008	-.017	.053	.000	.014	.041	.083	.031	918.3
98	.009	1163.5	.043	.009	.052	-.005	.000	.061	.008	-.069	.032	3290.6
MONACO/RYL MONACO	-.009	302.9	-.019	.008	.012	.046	.000	.016	.092	.054	.032	862.4
GRANADA	-.008	4372.6	-.014	.026	-.028	.017	.000	-.073	.014	.018	.025	10806.9
RIVIERA	.005	114.6	-.025	.016	-.022	-.125	.000	-.049	.065	-.011	.040	729.7
OMEGA	.005	339.2	.008	-.023	-.007	.064	.000	.038	-.042	-.088	.034	1866.6
LTD/GALAXIE	-.003	1375.0	-.005	.008	.011	.011	.000	.019	.015	.033	.013	4810.2
APOLLO/SKYLARK	-.002	275.2	.012	-.025	.008	-.039	.000	.054	-.030	-.083	.032	3465.1
VENTURA	.002	155.0	.010	-.042	-.007	-.030	.000	.038	-.038	-.088	.032	1969.1
LEMANS	.001	115.6	-.016	.003	-.031	-.009	.000	.045	-.069	-.099	.034	3139.0
CHRGR/CRNT/MONACO	.001	110.3	.027	.010	.037	-.009	.000	.022	-.039	.013	.020	1718.4
NEWPORT	.001	50.9	.010	.002	.016	.021	.000	.029	.062	.116	.032	1308.1

TABLE
DIFFERENCES IN EACH PARAMETER (SCALED) BETWEEN
1976 MODELS AND 1975 MODELS OF SIMILAR ROOMINESS
RANKED BY DIFFERENCE IN CURB WEIGHT

MODEL NAME	WT	WT WTD	WB	W	L	H	ROOM	REAR	FRONT	SIDE	AVG	AVG WTD
HONDA	-.233	47004.8	-.160	-.234	-.233	.070	.000	-.378	-.259	-.269	.230	36932.4
CHEVETTE	-.174	38651.5	-.013	-.157	-.154	.046	.000	-.195	-.115	-.176	.129	22819.8
ELITE	.203	35991.4	.068	.188	.175	-.006	.000	.089	.195	.094	.127	17993.9
RABBIT	-.255	32863.5	-.075	-.154	-.243	.283	.000	-.400	-.083	-.311	.226	23206.8
MUSTANG II	.149	32649.5	.038	.191	.088	-.193	.000	.020	.137	.222	.130	22712.8
DATSUN B210	-.134	29689.7	-.057	-.174	-.088	.146	.000	.003	-.109	-.138	.106	18733.0
CAMARO	.139	28806.9	.028	.120	.054	-.292	.000	-.016	.178	.113	.117	19390.3
IMPALA/CAPRICE	-.042	27160.9	-.045	-.012	-.040	.012	.000	-.023	-.050	-.055	.035	17987.8
ASPEN	-.090	22378.3	-.043	-.128	-.095	.084	.000	-.068	-.117	.001	.078	15562.7
COUGAR	.215	21026.2	.068	.188	.154	-.038	.000	.089	.251	.094	.137	10690.6
DEVILLE	.088	20087.9	.104	.008	.038	-.047	.000	.018	.002	.098	.050	9182.9
FIREBIRD	.154	18486.8	.030	.065	.070	-.276	.000	-.002	.197	.113	.113	10850.2
CUTLASS	-.032	18436.3	-.034	-.040	-.009	.018	.000	-.028	-.002	-.043	.026	11889.6
COROLLA	-.066	17449.3	-.042	-.123	-.061	.160	.000	-.026	-.160	-.249	.111	23351.5
MARKIV	.263	17130.4	.127	.117	.177	-.010	.000	.094	.227	.219	.154	8009.1
PINTO	.042	14757.5	-.012	.163	.023	-.073	.000	.029	.068	.143	.069	19389.3
AUDI	-.285	13127.8	-.209	-.313	-.235	.071	.000	-.201	-.090	-.402	.226	8292.2
VOLARE	-.038	12617.9	-.009	-.082	-.044	.091	.000	-.017	-.076	.031	.048	12830.3
GRAND PRIX	.045	12326.2	.041	.044	.019	-.057	.000	.082	-.002	.048	.042	9238.4
MONTE CARLO	.027	12207.0	.053	.054	.042	-.041	.000	-.009	.101	.065	.049	17678.4
TORINO	.055	12085.7	.042	.067	.058	.023	.000	.024	.078	.124	.059	10326.2
THUNDERBIRD	.195	11613.9	.112	.085	.127	-.048	.000	.057	.180	.236	.130	6175.7
SEVILLE	.154	10927.6	.053	-.119	-.005	.122	.000	.030	-.068	-.028	.072	4099.4
CENTURY	-.029	10651.8	-.029	.010	-.023	-.032	.000	.005	-.022	.040	.024	6992.4
MONZA	.095	9693.9	.044	-.011	.098	-.161	.000	.177	.009	.069	.083	6744.8
NOVA	-.024	9320.2	.008	-.050	-.038	.041	.000	.033	-.096	-.088	.047	14599.8
ELDORADO	.155	8924.2	.133	.053	.033	-.018	.000	-.063	.059	.028	.068	3111.0
MAVERICK	-.055	8858.0	-.028	-.064	-.042	.013	.000	-.051	.001	.025	.035	4471.7
HORNET	-.079	8607.8	-.028	-.070	-.125	-.052	.000	-.217	-.154	-.179	.113	9822.5
VEGA	.042	8146.9	.044	.014	.063	-.032	.000	.109	.008	.093	.051	7850.5
DASHER	-.213	7534.8	-.118	-.258	-.194	.087	.000	-.184	-.013	-.406	.184	5190.0
CONTINENTAL	.089	7362.5	.054	.012	.059	.059	.000	.030	.075	.069	.056	3691.0
LESABRE	-.045	7221.9	-.003	.012	.002	-.085	.000	.016	.005	-.032	.025	3205.4
PACER	-.052	7034.5	-.191	.159	-.301	-.005	.000	-.298	-.213	.326	.193	20825.7
MONARCH	-.040	6833.8	-.034	-.038	-.047	.013	.000	-.059	-.032	.016	.035	4756.4
SKYHAWK	.160	6557.5	.051	.005	.107	-.131	.000	.159	.043	.102	.095	3097.7
MATADOR	-.140	6336.2	-.104	-.075	-.101	.021	.000	-.112	-.078	-.009	.080	2887.1
DELTA 88	-.031	6297.9	-.003	.012	.000	-.032	.000	.020	.002	-.061	.020	3239.6
CORDOBA	.029	6242.9	.009	-.011	.018	-.060	.000	.010	-.046	.027	.026	4490.1
VOLVO	-.101	6118.9	-.125	-.243	-.084	.284	.000	-.012	.085	-.254	.148	7175.6
VALIANT	-.068	5967.8	.008	-.058	.014	.066	.000	.100	-.126	-.072	.064	4482.0
STARFIRE	.162	5960.9	.044	-.011	.109	-.145	.000	.187	.030	.106	.099	2908.0
BEETLE	-.172	5522.8	-.011	-.158	-.094	.613	.000	-.093	-.081	-.330	.194	4968.2

TABLE
DIFFERENCES IN EACH PARAMETER (SCALED) BETWEEN
1976 MODELS AND 1975 MODELS OF SIMILAR ROOMINESS
RANKED BY DIFFERENCE IN CURB WEIGHT
WEIGHTED BY NORMALIZED REGISTRATIONS

MODEL NAME	WT	WT WTD	WB	W	L	H	ROOM	REAR	FRONT	SIDE	AVG	AVG WTD
COLT	-.071	5314.1	.004	-.096	.007	.271	.000	.122	-.091	-.099	.095	5673.4
MALIBU	-.016	4996.2	-.029	-.026	-.061	.034	.000	-.023	-.079	-.042	.039	9637.2
SUNBIRD	.069	4606.3	.044	-.011	.089	-.177	.000	.171	-.010	.050	.078	4135.1
GRANADA	-.008	4372.6	-.014	.026	-.028	.017	.000	-.073	.014	.018	.025	10806.9
OPEL	-.148	4115.7	-.013	-.149	-.036	-.075	.000	-.347	.079	-.139	.123	2730.9
DART	-.060	3999.0	.016	-.097	.060	.066	.000	.097	-.046	-.072	.064	3424.2
FLEETWOOD	.122	3764.8	.178	.008	.080	.056	.000	.016	.007	.105	.072	1761.6
CELICA	-.033	3714.1	.072	-.081	.045	.015	.000	.007	-.035	-.147	.054	4878.3
BOBCAT	.061	3292.4	-.012	.163	.027	-.065	.000	.035	.068	.199	.079	3392.4
DATSUN F10	-.169	3222.3	-.013	-.204	-.172	-.002	.000	-.202	.044	-.307	.139	2116.6
CATALINA	-.035	3203.2	-.008	.001	.001	-.005	.000	-.005	.007	-.070	.017	1209.0
ELECTRA	-.021	3176.9	.008	.002	.034	-.018	.000	.058	-.010	-.044	.024	2944.7
MONTEGO	.055	2862.2	.039	.053	.056	-.001	.000	-.018	.078	-.001	.038	1559.2
NEW YORKER	.064	2748.4	.019	.005	.058	-.008	.000	.042	.117	.097	.051	1753.2
MARQUIS	.024	2698.2	.056	.011	.052	.005	.000	.036	.013	.059	.032	2863.3
SCIROCCO	-.163	2676.6	-.008	-.055	-.192	-.018	.000	-.407	-.067	-.269	.148	1932.4
CAPRI II	.031	2610.2	.149	.087	.063	-.056	.000	-.029	-.002	.141	.070	4683.5
GREMLIN	.034	2495.7	-.036	.156	-.076	.055	.000	-.169	-.040	-.020	.073	4279.5
ESTATE WAGON	.090	2204.7	.043	.012	.048	.247	.000	.044	.011	-.010	.063	1235.6
DATSUN 710	-.036	2138.4	.039	-.132	.003	.223	.000	.033	.124	-.139	.091	4318.6
CORONA	-.037	2004.9	.005	-.166	-.003	.271	.000	.201	-.146	-.239	.133	5762.9
COMET	-.055	1987.3	-.035	-.065	-.019	.011	.000	-.068	.002	.037	.036	1048.0
SATELLITE/FURY	-.019	1971.9	.019	.059	.040	.011	.000	.005	-.048	.028	.029	2382.5
ASTRE	.028	1629.6	.044	.014	.091	-.080	.000	.167	.018	.093	.067	3105.1
DATSUN 610	-.074	1610.5	.019	-.160	-.016	.297	.000	99.999	99.999	99.999	.113	1965.4
VISTA CRUISER	.060	1451.1	.006	.001	.048	.139	.000	.082	.001	-.066	.050	969.4
ARROW	-.028	1418.2	-.029	-.040	.024	-.017	.000	99.999	99.999	99.999	.028	1114.3
LTD/GALAXIE	-.003	1375.0	-.005	.008	.011	.011	.000	.019	.015	.033	.013	4810.2
TORONADO	.045	1228.5	.013	.015	.044	-.104	.000	-.013	.110	-.067	.051	1119.3
BONNEVILLE	-.015	1194.1	-.016	.001	-.006	-.035	.000	-.009	.005	-.071	.020	1259.1
98	.009	1163.5	.043	.009	.052	-.005	.000	.061	.008	-.069	.032	3290.6
CALAIS	.080	615.9	.101	.008	.039	-.058	.000	.017	.005	.016	.041	249.7
TOWN&COUNTRY	.084	489.1	-.003	-.006	.010	.227	.000	.028	.065	.127	.069	319.5
FURY/GRAND FURY	-.013	484.7	-.017	.008	-.017	.053	.000	.014	.041	.083	.031	918.3
OMEGA	.005	339.2	.008	-.023	-.007	.064	.000	.038	-.042	-.088	.034	1866.6
MONACO/RYL MONACO	-.009	302.9	-.019	.008	.012	.046	.000	.016	.092	.054	.032	862.4
APOLLO/SKYLARK	-.002	275.2	.012	-.025	.008	-.039	.000	.054	-.030	-.083	.032	3465.1
VENTURA	.002	155.0	.010	-.042	-.007	-.030	.000	.038	-.038	-.088	.032	1969.1
LEMANS	.001	115.6	-.016	.003	-.031	-.009	.000	.045	-.069	-.099	.034	3139.0
RIVIERA	.005	114.6	-.025	.016	-.022	-.125	.000	-.049	.065	-.011	.040	729.7
CHRGR/CRNT/MONACO	.001	110.3	.027	.010	.037	-.009	.000	.022	-.039	.013	.020	1718.4
NEWPORT	.001	50.9	.010	.002	.016	.021	.000	.029	.062	.116	.032	1308.1

TABLE
DIFFERENCES IN EACH PARAMETER (SCALED) BETWEEN
1976 MODELS AND 1975 MODELS OF SIMILAR ROOMINESS
RANKED BY DIFFERENCE IN CURB WEIGHT
WEIGHTED BY NORMALIZED REGISTRATIONS

MODEL NAME	WT	WT WTD	WB	W	L	H	ROOM	REAR	FRONT	SIDE	AVG	AVG WTD
DATSUN 200SX												
RABBIT	-.240	63293.8	-.075	-.154	-.243	.283	.000	-.457	-.068	-.347	.233	44334.1
HONDA	-.207	68727.5	-.134	-.235	-.192	.128	.000	-.331	-.259	-.325	.226	54087.7
AUDI	-.272	9362.8	-.185	-.244	-.204	.078	.000	-.178	-.090	-.447	.212	5265.1
PACER	-.059	3621.8	-.209	.138	-.296	-.008	.000	-.258	-.222	.311	.188	8289.4
BEETLE	-.155	5889.8	-.004	-.137	-.088	.613	.000	-.093	-.081	-.330	.187	5129.1
DATSUN 810	-.154	4772.9	-.083	-.306	-.126	.266	.000	-.093	.134	-.314	.185	4118.4
DASHER	-.205	7470.7	-.118	-.270	-.132	.087	.000	-.184	-.013	-.406	.177	4636.9
MUSTANG II	.178	30572.9	.074	.249	.137	-.170	.000	.089	.202	.305	.175	21678.8
VOLVO	-.076	1408.4	-.133	-.239	-.083	.323	.000	99.999	99.999	99.999	.171	2279.1
CAMARO	.172	48457.5	.116	.184	.140	-.255	.000	.047	.202	.181	.162	32884.4
SCIROCCO	-.163	5679.9	-.008	-.055	-.192	-.018	.000	-.407	-.067	-.269	.148	3701.3
DATSUN F10	-.169	10359.5	-.013	-.204	-.172	-.002	.000	-.202	.044	-.307	.139	6141.8
COLT	-.138	10849.0	-.069	-.192	-.107	.161	.000	-.036	-.138	-.238	.135	7634.1
CHEVETTE	-.166	23293.0	-.013	-.149	-.154	.046	.000	-.195	-.115	-.176	.127	12801.7
HORNET	-.028	2046.3	-.028	-.070	-.123	-.147	.000	-.220	-.150	-.179	.118	6220.8
DATSUN B210	-.169	38768.4	-.064	-.192	-.104	.120	.000	.049	-.091	-.139	.116	19155.8
OPEL	-.115	1144.9	-.013	-.149	-.023	-.059	.000	-.347	.079	-.139	.115	827.3
FIREBIRD	.091	16655.0	.031	.067	.071	-.285	.000	-.002	.232	.113	.111	14675.8
COROLLA	-.099	38637.7	-.036	-.110	-.051	.191	.000	.033	-.115	-.232	.108	30447.5
IMPALA/CAPRICE	-.102	83372.4	-.133	-.040	-.107	.218	.000	-.032	-.104	-.112	.106	62375.2
MARK V	.149	14291.8	.094	.074	.157	-.043	.000	.081	.218	.028	.105	7284.0
VOLARE	-.098	39398.0	-.037	-.163	-.120	.139	.000	-.090	-.146	-.029	.103	29753.4
ASPEN	-.095	30325.0	-.037	-.163	-.120	.139	.000	-.090	-.146	-.029	.102	23553.6
DATSUN 710	-.009	201.7	.039	-.132	.016	.303	.000	.033	.124	-.139	.099	1603.4
PINTO	.067	14361.9	-.010	.194	.078	-.032	.000	.141	.085	.169	.097	14964.6
CATALINA	-.140	12464.4	-.135	-.131	-.103	.066	.000	-.035	-.035	-.128	.097	6191.9
BONNEVILLE	-.158	25089.5	-.127	-.128	-.103	-.061	.000	-.048	-.027	-.117	.096	10992.3
BOBCAT	.050	1714.5	-.010	.194	.078	-.032	.000	.141	.085	.169	.095	2341.5
LEMANS	-.129	11103.6	-.100	-.111	-.088	-.081	.000	-.037	-.112	-.095	.094	5840.8
SKYHAWK	.123	3194.3	.051	.005	.107	-.123	.000	.159	.040	.102	.089	1660.6
STARFIRE	.095	2203.1	.051	.005	.107	-.123	.000	.159	.043	.102	.086	1430.5
FLEETWOOD	-.004	143.3	.157	-.111	.058	.166	.000	-.072	-.037	-.075	.085	2190.0
CORONA	-.005	356.8	.005	-.166	-.003	.247	.000	99.999	99.999	99.999	.085	4374.2
LESABRE	-.185	39792.4	-.126	-.079	-.064	.029	.000	.013	-.020	-.165	.085	13167.2
MONZA	.113	8696.8	.044	-.011	.098	-.161	.000	.177	.009	.069	.085	4722.2
DELTA 88	-.175	50780.7	-.124	-.086	-.071	.014	.000	-.005	-.017	-.165	.082	17131.4
CAPRI II	.052	351.9	.149	.087	.063	-.056	.000	99.999	99.999	99.999	.081	396.6
ELDORADO	.155	8838.1	.172	.070	.068	.022	.000	-.033	.094	.025	.080	3272.3
SUNBIRD	.091	5435.6	.044	-.011	.089	-.177	.000	.171	-.010	.050	.080	3458.0
GREMLIN	.041	2301.2	-.036	.156	-.109	-.002	.000	-.169	-.097	-.020	.078	3172.0
ESTATE WAGON	-.091	2522.9	-.135	.016	-.082	.142	.000	-.015	.018	-.112	.076	1523.6
RIVIERA	-.113	3427.7	-.098	-.073	-.047	.026	.000	.026	-.007	-.166	.070	1518.1

TABLE
DIFFERENCES IN EACH PARAMETER (SCALED) BETWEEN
1977 MODELS AND 1976 MODELS OF SIMILAR ROOMINESS
RANKED BY AVERAGE DIFFERENCE

MODEL NAME	WT	WT WTD	WB	W	L	H	ROOM	REAR	FRONT	SIDE	AVG	AVG WTD
SEVILLE	.144	7959.1	.053	-.119	-.004	.114	.000	.033	-.068	-.028	.070	2804.0
MATADOR	-.117	3539.5	-.099	-.076	-.088	.008	.000	-.085	-.083	-.003	.070	1516.5
TOWN&COUNTRY	.073	726.5	.010	-.001	.024	.180	.000	.044	.065	.159	.070	500.2
COUGAR	.065	15160.2	.039	.057	.067	.062	.000	.016	.214	.032	.069	11629.3
GRAND PRIX	.011	4202.6	.053	.061	.092	-.056	.000	.093	.110	-.007	.060	16598.1
ELECTRA	-.131	23038.4	-.072	-.079	-.026	.044	.000	.030	-.012	-.065	.057	7267.0
MONTE CARLO	.016	8634.4	.053	.054	.042	-.041	.000	-.009	.101	.137	.057	21975.7
DEVILLE	-.056	16716.6	-.026	-.107	-.036	.015	.000	-.061	-.039	-.089	.054	11522.6
CHRGR/CRNT/MONACO	.031	3541.5	.023	.029	.076	.100	.000	.107	-.043	.018	.053	4390.3
CELICA	.024	6832.0	.088	-.046	.059	-.015	.000	.051	-.002	-.138	.053	10821.1
MAVERICK	-.080	8379.6	-.024	-.089	-.056	.050	.000	-.082	-.022	.020	.053	4004.0
SATELLITE/FURY	.028	3295.9	.023	.029	.076	.100	.000	.107	-.043	.018	.053	4499.9
LTD II	.021	5963.6	.041	.073	.068	-.034	.000	-.010	.122	.048	.052	10668.0
98	-.123	20731.6	-.070	-.093	-.043	.067	.000	-.002	-.012	.006	.052	6300.1
COMET	-.076	1453.1	-.024	-.089	-.030	.074	.000	-.082	-.022	.020	.052	717.8
CONTINENTAL	.057	6302.4	.054	.008	.060	.037	.000	.030	.109	.055	.051	4076.2
ASTRE	.029	858.2	.029	-.005	.071	-.062	.000	.136	-.002	.073	.051	1083.6
VERSAILLES	.059	503.9	-.034	-.019	-.037	.075	.000	-.034	.114	-.028	.050	307.9
VISTA CRUISER	.047	2537.3	.006	.001	.048	.139	.000	.082	.001	-.066	.049	1889.1
TORONADO	.044	1748.2	.013	.026	.043	-.111	.000	-.013	.108	-.024	.048	1370.0
NEW YORKER	.035	2656.8	.020	.005	.059	-.009	.000	.043	.117	.091	.048	2598.3
THUNDERBIRD	.035	13770.4	.002	.069	.048	-.026	.000	-.010	.122	.048	.045	12769.2
MALIBU	-.009	3663.5	-.019	-.030	-.038	.089	.000	.017	-.079	-.056	.042	12332.7
NOVA	-.016	6637.1	.012	-.044	-.031	.039	.000	.041	-.072	-.083	.042	12643.4
ARROW	-.056	3146.7	-.029	-.040	.024	-.017	.000	.078	-.010	-.079	.042	1686.3
LEBARON	.005	166.7	.021	-.075	.008	.052	.000	.033	-.087	.046	.041	979.1
DIPLOMAT	.005	90.0	.021	-.075	.008	.052	.000	.033	-.087	.046	.041	528.2
MARQUIS	.027	4638.9	.050	.012	.058	.003	.000	.030	.039	.104	.040	4977.1
GRANADA	.019	8045.6	.022	.074	.028	.035	.000	-.028	.062	.053	.040	12233.4
VEGA	.019	1403.3	.029	-.005	.043	-.062	.000	.079	-.012	.073	.040	2142.4
FURY/GRAND FURY	.017	865.1	-.002	.002	.001	.126	.000	.033	.045	.089	.039	1446.7
OMEGA	-.005	372.8	.032	.003	.025	.090	.000	.066	-.016	-.072	.039	2076.1
CORDOBA	.035	7027.3	.022	.019	.046	-.057	.000	.018	-.020	.091	.038	5559.9
APOLLO/SKYLARK	.013	1753.2	.012	-.025	.007	-.071	.000	.054	-.030	-.083	.037	3562.3
VENTURA	-.007	637.6	.034	-.016	.022	-.028	.000	.071	-.024	-.072	.034	2254.1
MONACO/RYL MONACO	-.062	3064.7	-.027	.012	.007	.006	.000	.013	.090	.048	.033	1182.9
NEWPORT	-.024	1715.6	.020	.005	.017	-.009	.000	.032	.060	.091	.032	1663.0
MONARCH	-.017	2255.5	.010	.052	.004	.035	.000	-.043	.037	.051	.031	2974.0
CENTURY	-.021	8470.0	-.028	.007	-.009	.031	.000	.025	-.026	-.052	.025	7248.4
CUTLASS	-.056	43910.7	-.004	-.038	-.007	.024	.000	-.030	-.004	-.038	.025	14222.6
LTD/GALAXIE	-.005	2473.7	-.005	.008	.027	.003	.000	.054	.015	.047	.021	7311.5

TABLE
DIFFERENCES IN EACH PARAMETER (SCALED) BETWEEN
1977 MODELS AND 1976 MODELS OF SIMILAR ROOMINESS
RANKED BY AVERAGE DIFFERENCE

MODEL NAME	WT	WT WTD	WB	W	L	H	ROOM	REAR	FRONT	SIDE	AVG	AVG WTD
IMPALA/CAPRICE	-.102	83372.4	-.133	-.040	-.107	.218	.000	-.032	-.104	-.112	.106	62375.2
HONDA	-.207	68727.5	-.134	-.235	-.192	.128	.000	-.331	-.259	-.325	.226	54087.7
RABBIT	-.240	63293.8	-.075	-.154	-.243	.283	.000	-.457	-.068	-.347	.233	44334.1
CAMARO	.172	48457.5	.116	.184	.140	-.255	.000	.047	.202	.181	.162	32884.4
COROLLA	-.099	38637.7	-.036	-.110	-.051	.191	.000	.033	-.115	-.232	.108	30447.5
VOLARE	-.098	39398.0	-.037	-.163	-.120	.139	.000	-.090	-.146	-.029	.103	29753.4
ASPEN	-.095	30325.0	-.037	-.163	-.120	.139	.000	-.090	-.146	-.029	.102	23553.6
MONTE CARLO	.016	8634.4	.053	.054	.042	-.041	.000	-.009	.101	.137	.057	21975.7
MUSTANG II	.178	30572.9	.074	.249	.137	-.170	.000	.089	.202	.305	.175	21678.8
DATSUN B210	-.169	38768.4	-.064	-.192	-.104	.120	.000	.049	-.091	-.139	.116	19155.8
DELTA 88	-.175	50780.7	-.124	-.086	-.071	.014	.000	-.005	-.017	-.165	.082	17131.4
GRAND PRIX	.011	4202.6	.053	.061	.092	-.056	.000	.093	.110	-.007	.060	16598.1
PINTO	.067	14361.9	-.010	.194	.078	-.032	.000	.141	.085	.169	.097	14964.6
FIREBIRD	.091	16655.0	.031	.067	.071	-.285	.000	-.002	.232	.113	.111	14675.8
DATSUN 200SX												
CUTLASS	-.056	43910.7	-.004	-.038	-.007	.024	.000	-.030	-.004	-.038	.025	14222.6
LESABRE	-.185	39792.4	-.126	-.079	-.064	.029	.000	.013	-.020	-.165	.085	13167.2
CHEVETTE	-.166	23293.0	-.013	-.149	-.154	.046	.000	-.195	-.115	-.176	.127	12801.7
THUNDERBIRD	.035	13770.4	.002	.069	.048	-.026	.000	-.010	.122	.048	.045	12769.2
NOVA	-.016	6637.1	.012	-.044	-.031	.039	.000	.041	-.072	-.083	.042	12643.4
MALIBU	-.009	3663.5	-.019	-.030	-.038	.089	.000	.017	-.079	-.056	.042	12332.7
GRANADA	.019	8045.6	.022	.074	.028	.035	.000	-.028	.062	.053	.040	12233.4
COUGAR	.065	15160.2	.039	.057	.067	.062	.000	.016	.214	.032	.069	11629.3
DEVILLE	-.056	16716.6	-.026	-.107	-.036	.015	.000	-.061	-.039	-.089	.054	11522.6
BONNEVILLE	-.158	25089.5	-.127	-.128	-.103	-.061	.000	-.048	-.027	-.117	.096	10992.3
CELICA	.024	6832.0	.088	-.046	.059	-.015	.000	.051	-.002	-.138	.053	10821.1
LTD II	.021	5963.6	.041	.073	.068	-.034	.000	-.010	.122	.048	.052	10668.0
PACER	-.059	3621.8	-.209	.138	-.296	-.008	.000	-.258	-.222	.311	.188	8289.4
COLT	-.138	10849.0	-.069	-.192	-.107	.161	.000	-.036	-.138	-.238	.135	7634.1
LTD/GALAXIE	-.005	2473.7	-.005	.008	.027	.003	.000	.054	.015	.047	.021	7311.5
MARK V	.149	14291.8	.094	.074	.157	-.043	.000	.081	.218	.028	.105	7284.0
ELECTRA	-.131	23038.4	-.072	-.079	-.026	.044	.000	.030	-.012	-.065	.057	7267.0
CENTURY	-.021	8470.0	-.028	.007	-.009	.031	.000	.025	-.026	-.052	.025	7248.4
98	-.123	20731.6	-.070	-.093	-.043	.067	.000	-.002	-.012	.006	.052	6300.1
HORNET	-.028	2046.3	-.028	-.070	-.123	-.147	.000	-.220	-.150	-.179	.118	6220.8
CATALINA	-.140	12464.4	-.135	-.131	-.103	.066	.000	-.035	-.035	-.128	.097	6191.9
DATSUN F10	-.169	10359.5	-.013	-.204	-.172	-.002	.000	-.202	.044	-.307	.139	6141.8
LEMANS	-.129	11103.6	-.100	-.111	-.088	-.081	.000	-.037	-.112	-.095	.094	5840.8
CORDOBA	.035	7027.3	.022	.019	.046	-.057	.000	.018	-.020	.091	.038	5559.9
AUDI	-.272	9362.8	-.185	-.244	-.204	.078	.000	-.178	-.090	-.447	.212	5265.1
BEETLE	-.155	5889.8	-.004	-.137	-.088	.613	.000	-.093	-.081	-.330	.187	5129.1
MARQUIS	.027	4638.9	.050	.012	.058	.003	.000	.030	.039	.104	.040	4977.1
MONZA	.113	8696.8	.044	-.011	.098	-.161	.000	.177	.009	.069	.085	4722.2

TABLE
DIFFERENCES IN EACH PARAMETER (SCALED) BETWEEN
1977 MODELS AND 1976 MODELS OF SIMILAR ROOMINESS
RANKED BY AVERAGE DIFFERENCE
WEIGHTED BY NORMALIZED REGISTRATIONS

MODEL NAME	WT	WT WTD	WB	W	L	H	ROOM	REAR	FRONT	SIDE	AVG	AVG WTD
DASHER	-.205	7470.7	-.118	-.270	-.132	.087	.000	-.184	-.013	-.406	.177	4636.9
SATELLITE/FURY	.028	3295.9	.023	.029	.076	.100	.000	.107	-.043	.018	.053	4499.9
CHRGR/CRNT/MONACO	.031	3541.5	.023	.029	.076	.100	.000	.107	-.043	.018	.053	4390.3
CORONA	-.005	356.8	.005	-.166	-.003	.247	.000	99.999	99.999	99.999	.085	4374.2
DATSUN 810	-.154	4772.9	-.083	-.306	-.126	.266	.000	-.093	.134	-.314	.185	4118.4
CONTINENTAL	.057	6302.4	.054	.008	.060	.037	.000	.030	.109	.055	.051	4076.2
MAVERICK	-.080	8379.6	-.024	-.089	-.056	.050	.000	-.082	-.022	.020	.053	4004.0
SCIROCCO	-.163	5679.9	-.008	-.055	-.192	-.018	.000	-.407	-.067	-.269	.148	3701.3
APOLLO/SKYLARK	.013	1753.2	.012	-.025	.007	-.071	.000	.054	-.030	-.083	.037	3562.3
SUNBIRD	.091	5435.6	.044	-.011	.089	-.177	.000	.171	-.010	.050	.080	3458.0
ELDORADO	.155	8838.1	.172	.070	.068	.022	.000	-.033	.094	.025	.080	3272.3
GREMLIN	.041	2301.2	-.036	.156	-.109	-.002	.000	-.169	-.097	-.020	.078	3172.0
MONARCH	-.017	2255.5	.010	.052	.004	.035	.000	-.043	.037	.051	.031	2974.0
SEVILLE	.144	7959.1	.053	-.119	-.004	.114	.000	.033	-.068	-.028	.070	2804.0
NEW YORKER	.035	2656.8	.020	.005	.059	-.009	.000	.043	.117	.091	.048	2598.3
BOBCAT	.050	1714.5	-.010	.194	.078	-.032	.000	.141	.085	.169	.095	2341.5
VOLVO	-.076	1408.4	-.133	-.239	-.083	.323	.000	99.999	99.999	99.999	.171	2279.1
VENTURA	-.007	637.6	.034	-.016	.022	-.028	.000	.071	-.024	-.072	.034	2254.1
FLEETWOOD	-.004	143.3	.157	-.111	.058	.166	.000	-.072	-.037	-.075	.085	2190.0
VEGA	.019	1403.3	.029	-.005	.043	-.062	.000	.079	-.012	.073	.040	2142.4
OMEGA	-.005	372.8	.032	.003	.025	.090	.000	.066	-.016	-.072	.039	2076.1
VISTA CRUISER	.047	2537.3	.006	.001	.048	.139	.000	.082	.001	-.066	.049	1889.1
ARROW	-.056	3146.7	-.029	-.040	.024	-.017	.000	.078	-.010	-.079	.042	1686.3
NEWPORT	-.024	1715.6	.020	.005	.017	-.009	.000	.032	.060	.091	.032	1663.0
SKYHAWK	.123	3194.3	.051	.005	.107	-.123	.000	.159	.040	.102	.089	1660.6
DATSUN 710	-.009	201.7	.039	-.132	.016	.303	.000	.033	.124	-.139	.099	1603.4
ESTATE WAGON	-.091	2522.9	-.135	.016	-.082	.142	.000	-.015	.018	-.112	.076	1523.6
RIVIERA	-.113	3427.7	-.098	-.073	-.047	.026	.000	.026	-.007	-.166	.070	1518.1
MATADOR	-.117	3539.5	-.099	-.076	-.088	.008	.000	-.085	-.083	-.003	.070	1516.5
FURY/GRAND FURY	.017	865.1	-.002	.002	.001	.126	.000	.033	.045	.089	.039	1446.7
STARFIRE	.095	2203.1	.051	.005	.107	-.123	.000	.159	.043	.102	.086	1430.5
TORONADO	.044	1748.2	.013	.026	.043	-.111	.000	-.013	.108	-.024	.048	1370.0
MONACO/RYL MONACO	-.062	3064.7	-.027	.012	.007	.006	.000	.013	.090	.048	.033	1182.9
ASTRE	.029	858.2	.029	-.005	.071	-.062	.000	.136	-.002	.073	.051	1083.6
LEBARON	.005	166.7	.021	-.075	.008	.052	.000	.033	-.087	.046	.041	979.1
OPEL	-.115	1144.9	-.013	-.149	-.023	-.059	.000	-.347	.079	-.139	.115	827.3
COMET	-.076	1453.1	-.024	-.089	-.030	.074	.000	-.082	-.022	.020	.052	717.8
DIPLOMAT	.005	90.0	.021	-.075	.008	.052	.000	.033	-.087	.046	.041	528.2
TOWN&COUNTRY	.073	726.5	.010	-.001	.024	.180	.000	.044	.065	.159	.070	500.2
CAPRI II	.052	351.9	.149	.087	.063	-.056	.000	99.999	99.999	99.999	.081	396.6
VERSAILLES	.059	503.9	-.034	-.019	-.037	.075	.000	-.034	.114	-.028	.050	307.9

TABLE
DIFFERENCES IN EACH PARAMETER (SCALED) BETWEEN
1977 MODELS AND 1976 MODELS OF SIMILAR ROOMINESS
RANKED BY AVERAGE DIFFERENCE
WEIGHTED BY NORMALIZED REGISTRATIONS

MODEL NAME	WT	WT WTD	WB	W	L	H	ROOM	REAR	FRONT	SIDE	AVG	AVG WTD
DATSUN 200SX												
AUDI	-.272	9362.8	-.185	-.244	-.204	.078	.000	-.178	-.090	-.447	.212	5265.1
RABBIT	-.240	63293.8	-.075	-.154	-.243	.283	.000	-.457	-.068	-.347	.233	44334.1
HONDA	-.207	68727.5	-.134	-.235	-.192	.128	.000	-.331	-.259	-.325	.226	54087.7
DASHER	-.205	7470.7	-.118	-.270	-.132	.087	.000	-.184	-.013	-.406	.177	4636.9
LESABRE	-.185	39792.4	-.126	-.079	-.064	.029	.000	.013	-.020	-.165	.085	13167.2
MUSTANG II	.178	30572.9	.074	.249	.137	-.170	.000	.089	.202	.305	.175	21678.8
DELTA 88	-.175	50780.7	-.124	-.086	-.071	.014	.000	-.005	-.017	-.165	.082	17131.4
CAMARO	.172	48457.5	.116	.184	.140	-.255	.000	.047	.202	.181	.162	32884.4
DATSUN F10	-.169	10359.5	-.013	-.204	-.172	-.002	.000	-.202	.044	-.307	.139	6141.8
DATSUN B210	-.169	38768.4	-.064	-.192	-.104	.120	.000	.049	-.091	-.139	.116	19155.8
CHEVETTE	-.166	23293.0	-.013	-.149	-.154	.046	.000	-.195	-.115	-.176	.127	12801.7
SCIROCCO	-.163	5679.9	-.008	-.055	-.192	-.018	.000	-.407	-.067	-.269	.148	3701.3
BONNEVILLE	-.158	25089.5	-.127	-.128	-.103	-.061	.000	-.048	-.027	-.117	.096	10992.3
BEETLE	-.155	5889.8	-.004	-.137	-.088	.613	.000	-.093	-.081	-.330	.187	5129.1
ELDORADO	.155	8838.1	.172	.070	.068	.022	.000	-.033	.094	.025	.080	3272.3
DATSUN 810	-.154	4772.9	-.083	-.306	-.126	.266	.000	-.093	.134	-.314	.185	4118.4
MARK V	.149	14291.8	.094	.074	.157	-.043	.000	.081	.218	.028	.105	7284.0
SEVILLE	.144	7959.1	.053	-.119	-.004	.114	.000	.033	-.068	-.028	.070	2804.0
CATALINA	-.140	12464.4	-.135	-.131	-.103	.066	.000	-.035	-.035	-.128	.097	6191.9
COLT	-.138	10849.0	-.069	-.192	-.107	.161	.000	-.036	-.138	-.238	.135	7634.1
ELECTRA	-.131	23038.4	-.072	-.079	-.026	.044	.000	.030	-.012	-.065	.057	7267.0
LEMANS	-.129	11103.6	-.100	-.111	-.088	-.081	.000	-.037	-.112	-.095	.094	5840.8
SKYHAWK	.123	3194.3	.051	.005	.107	-.123	.000	.159	.040	.102	.089	1660.6
98	-.123	20731.6	-.070	-.093	-.043	.067	.000	-.002	-.012	.006	.052	6300.1
MATADOR	-.117	3539.5	-.099	-.076	-.088	.008	.000	-.085	-.083	-.003	.070	1516.5
OPEL	-.115	1144.9	-.013	-.149	-.023	-.059	.000	-.347	.079	-.139	.115	827.3
RIVIERA	-.113	3427.7	-.098	-.073	-.047	.026	.000	.026	-.007	-.166	.070	1518.1
MONZA	.113	8696.8	.044	-.011	.098	-.161	.000	.177	.009	.069	.085	4722.2
IMPALA/CAPRICE	-.102	83372.4	-.133	-.040	-.107	.218	.000	-.032	-.104	-.112	.106	62375.2
COROLLA	-.099	38637.7	-.036	-.110	-.051	.191	.000	.033	-.115	-.232	.108	30447.5
VOLARE	-.098	39398.0	-.037	-.163	-.120	.139	.000	-.090	-.146	-.029	.103	29753.4
STARFIRE	.095	2203.1	.051	.005	.107	-.123	.000	.159	.043	.102	.086	1430.5
ASPEN	-.095	30325.0	-.037	-.163	-.120	.139	.000	-.090	-.146	-.029	.102	23553.6
ESTATE WAGON	-.091	2522.9	-.135	.016	-.082	.142	.000	-.015	.018	-.112	.076	1523.6
SUNBIRD	.091	5435.6	.044	-.011	.089	-.177	.000	.171	-.010	.050	.080	3458.0
FIREBIRD	.091	16655.0	.031	.067	.071	-.285	.000	-.002	.232	.113	.111	14675.8
MAVERICK	-.080	8379.6	-.024	-.089	-.056	.050	.000	-.082	-.022	.020	.053	4004.0
COMET	-.076	1453.1	-.024	-.089	-.030	.074	.000	-.082	-.022	.020	.052	717.8
VOLVO	-.076	1408.4	-.133	-.239	-.083	.323	.000	99.999	99.999	99.999	.171	2279.1
TOWN&COUNTRY	.073	726.5	.010	-.001	.024	.180	.000	.044	.065	.159	.070	500.2
PINTO	.067	14361.9	-.010	.194	.078	-.032	.000	.141	.085	.169	.097	14964.6
COUGAR	.065	15160.2	.039	.057	.067	.062	.000	.016	.214	.032	.069	11629.3

TABLE
DIFFERENCES IN EACH PARAMETER (SCALED) BETWEEN
1977 MODELS AND 1976 MODELS OF SIMILAR ROOMINESS
RANKED BY DIFFERENCE IN CURB WEIGHT

MODEL NAME	WT	WT WTD	WB	W	L	H	ROOM	REAR	FRONT	SIDE	AVG	AVG WTD
MONACO/RYL MONACO	-.062	3064.7	-.027	.012	.007	.006	.000	.013	.090	.048	.033	1182.9
PACER	-.059	3621.8	-.209	.138	-.296	-.008	.000	-.258	-.222	.311	.188	8289.4
VERSAILLES	.059	503.9	-.034	-.019	-.037	.075	.000	-.034	.114	-.028	.050	307.9
CONTINENTAL	.057	6302.4	.054	.008	.060	.037	.000	.030	.109	.055	.051	4076.2
ARROW	-.056	3146.7	-.029	-.040	.024	-.017	.000	.078	-.010	-.079	.042	1686.3
DEVILLE	-.056	16716.6	-.026	-.107	-.036	.015	.000	-.061	-.039	-.089	.054	11522.6
CUTLASS	-.056	43910.7	-.004	-.038	-.007	.024	.000	-.030	-.004	-.038	.025	14222.6
CAPRI II	.052	351.9	.149	.087	.063	-.056	.000	99.999	99.999	99.999	.081	396.6
BOBCAT	.050	1714.5	-.010	.194	.078	-.032	.000	.141	.085	.169	.095	2341.5
VISTA CRUISER	.047	2537.3	.006	.001	.048	.139	.000	.082	.001	-.066	.049	1889.1
TORONADO	.044	1748.2	.013	.026	.043	-.111	.000	-.013	.108	-.024	.048	1370.0
GREMLIN	.041	2301.2	-.036	.156	-.109	-.002	.000	-.169	-.097	-.020	.078	3172.0
NEW YORKER	.035	2656.8	.020	.005	.059	-.009	.000	.043	.117	.091	.048	2598.3
CORDOBA	.035	7027.3	.022	.019	.046	-.057	.000	.018	-.020	.091	.038	5559.9
THUNDERBIRD	.035	13770.4	.002	.069	.048	-.026	.000	-.010	.122	.048	.045	12769.2
CHRGR/CRNT/MONACO	.031	3541.5	.023	.029	.076	.100	.000	.107	-.043	.018	.053	4390.3
ASTRE	.029	858.2	.029	-.005	.071	-.062	.000	.136	-.002	.073	.051	1083.6
SATELLITE/FURY	.028	3295.9	.023	.029	.076	.100	.000	.107	-.043	.018	.053	4499.9
HORNET	-.028	2046.3	-.028	-.070	-.123	-.147	.000	-.220	-.150	-.179	.118	6220.8
MARQUIS	.027	4638.9	.050	.012	.058	.003	.000	.030	.039	.104	.040	4977.1
NEWPORT	-.024	1715.6	.020	.005	.017	-.009	.000	.032	.060	.091	.032	1663.0
CELICA	.024	6832.0	.088	-.046	.059	-.015	.000	.051	-.002	-.138	.053	10821.1
CENTURY	-.021	8470.0	-.028	.007	-.009	.031	.000	.025	-.026	-.052	.025	7248.4
LTD II	.021	5963.6	.041	.073	.068	-.034	.000	-.010	.122	.048	.052	10668.0
GRANADA	.019	8045.6	.022	.074	.028	.035	.000	-.028	.062	.053	.040	12233.4
VEGA	.019	1403.3	.029	-.005	.043	-.062	.000	.079	-.012	.073	.040	2142.4
FURY/GRAND FURY	.017	865.1	-.002	.002	.001	.126	.000	.033	.045	.089	.039	1446.7
MONARCH	-.017	2255.5	.010	.052	.004	.035	.000	-.043	.037	.051	.031	2974.0
MONTE CARLO	.016	8634.4	.053	.054	.042	-.041	.000	-.009	.101	.137	.057	21975.7
NOVA	-.016	6637.1	.012	-.044	-.031	.039	.000	.041	-.072	-.083	.042	12643.4
APOLLO/SKYLARK	.013	1753.2	.012	-.025	.007	-.071	.000	.054	-.030	-.083	.037	3562.3
GRAND PRIX	.011	4202.6	.053	.061	.092	-.056	.000	.093	.110	-.007	.060	16598.1
MALIBU	-.009	3663.5	-.019	-.030	-.038	.089	.000	.017	-.079	-.056	.042	12332.7
DATSUN 710	-.009	201.7	.039	-.132	.016	.303	.000	.033	.124	-.139	.099	1603.4
VENTURA	-.007	637.6	.034	-.016	.022	-.028	.000	.071	-.024	-.072	.034	2254.1
LTD/GALAXIE	-.005	2473.7	-.005	.008	.027	.003	.000	.054	.015	.047	.021	7311.5
CORONA	-.005	356.8	.005	-.166	-.003	.247	.000	99.999	99.999	99.999	.085	4374.2
LEBARON	.005	166.7	.021	-.075	.008	.052	.000	.033	-.087	.046	.041	979.1
DIPLOMAT	.005	90.0	.021	-.075	.008	.052	.000	.033	-.087	.046	.041	528.2
OMEGA	-.005	372.8	.032	.003	.025	.090	.000	.066	-.016	-.072	.039	2076.1
FLEETWOOD	-.004	143.3	.157	-.111	.058	.166	.000	-.072	-.037	-.075	.085	2190.0

TABLE
DIFFERENCES IN EACH PARAMETER (SCALED) BETWEEN
1977 MODELS AND 1976 MODELS OF SIMILAR ROOMINESS
RANKED BY DIFFERENCE IN CURB WEIGHT

MODEL NAME	WT	WT WTD	WB	W	L	H	ROOM	REAR	FRONT	SIDE	AVG	AVG WTD
IMPALA/CAPRICE	-.102	83372.4	-.133	-.040	-.107	.218	.000	-.032	-.104	-.112	.106	62375.2
HONDA	-.207	68727.5	-.134	-.235	-.192	.128	.000	-.331	-.259	-.325	.226	54087.7
RABBIT	-.240	63293.8	-.075	-.154	-.243	.283	.000	-.457	-.068	-.347	.233	44334.1
DELTA 88	-.175	50780.7	-.124	-.086	-.071	.014	.000	-.005	-.017	-.165	.082	17131.4
CAMARO	.172	48457.5	.116	.184	.140	-.255	.000	.047	.202	.181	.162	32884.4
CUTLASS	-.056	43910.7	-.004	-.038	-.007	.024	.000	-.030	-.004	-.038	.025	14222.6
LESABRE	-.185	39792.4	-.126	-.079	-.064	.029	.000	.013	-.020	-.165	.085	13167.2
VOLARE	-.098	39398.0	-.037	-.163	-.120	.139	.000	-.090	-.146	-.029	.103	29753.4
DATSUN B210	-.169	38768.4	-.064	-.192	-.104	.120	.000	.049	-.091	-.139	.116	19155.8
COROLLA	-.099	38637.7	-.036	-.110	-.051	.191	.000	.033	-.115	-.232	.108	30447.5
MUSTANG II	.178	30572.9	.074	.249	.137	-.170	.000	.089	.202	.305	.175	21678.8
ASPEN	-.095	30325.0	-.037	-.163	-.120	.139	.000	-.090	-.146	-.029	.102	23553.6
BONNEVILLE	-.158	25089.5	-.127	-.128	-.103	-.061	.000	-.048	-.027	-.117	.096	10992.3
CHEVETTE	-.166	23293.0	-.013	-.149	-.154	.046	.000	-.195	-.115	-.176	.127	12801.7
ELECTRA	-.131	23038.4	-.072	-.079	-.026	.044	.000	.030	-.012	-.065	.057	7267.0
98	-.123	20731.6	-.070	-.093	-.043	.067	.000	-.002	-.012	.006	.052	6300.1
DATSUN 200SX												
DEVILLE	-.056	16716.6	-.026	-.107	-.036	.015	.000	-.061	-.039	-.089	.054	11522.6
FIREBIRD	.091	16655.0	.031	.067	.071	-.285	.000	-.002	.232	.113	.111	14675.8
COUGAR	.065	15160.2	.039	.057	.067	.062	.000	.016	.214	.032	.069	11629.3
PINTO	.067	14361.9	-.010	.194	.078	-.032	.000	.141	.085	.169	.097	14964.6
MARK V	.149	14291.8	.094	.074	.157	-.043	.000	.081	.218	.028	.105	7284.0
THUNDERBIRD	.035	13770.4	.002	.069	.048	-.026	.000	-.010	.122	.048	.045	12769.2
CATALINA	-.140	12464.4	-.135	-.131	-.103	.066	.000	-.035	-.035	-.128	.097	6191.9
LEMANS	-.129	11103.6	-.100	-.111	-.088	-.081	.000	-.037	-.112	-.095	.094	5840.8
COLT	-.138	10849.0	-.069	-.192	-.107	.161	.000	-.036	-.138	-.238	.135	7634.1
DATSUN F10	-.169	10359.5	-.013	-.204	-.172	-.002	.000	-.202	.044	-.307	.139	6141.8
AUDI	-.272	9362.8	-.185	-.244	-.204	.078	.000	-.178	-.090	-.447	.212	5265.1
ELDORADO	.155	8838.1	.172	.070	.068	.022	.000	-.033	.094	.025	.080	3272.3
MONZA	.113	8696.8	.044	-.011	.098	-.161	.000	.177	.009	.069	.085	4722.2
MONTE CARLO	.016	8634.4	.053	.054	.042	-.041	.000	-.009	.101	.137	.057	21975.7
CENTURY	-.021	8470.0	-.028	.007	-.009	.031	.000	.025	-.026	-.052	.025	7248.4
MAVERICK	-.080	8379.6	-.024	-.089	-.056	.050	.000	-.082	-.022	.020	.053	4004.0
GRANADA	.019	8045.6	.022	.074	.028	.035	.000	-.028	.062	.053	.040	12233.4
SEVILLE	.144	7959.1	.053	-.119	-.004	.114	.000	.033	-.068	-.028	.070	2804.0
DASHER	-.205	7470.7	-.118	-.270	-.132	.087	.000	-.184	-.013	-.406	.177	4636.9
CORDOBA	.035	7027.3	.022	.019	.046	-.057	.000	.018	-.020	.091	.038	5559.9
CELICA	.024	6832.0	.088	-.046	.059	-.015	.000	.051	-.002	-.138	.053	10821.1
NOVA	-.016	6637.1	.012	-.044	-.031	.039	.000	.041	-.072	-.083	.042	12643.4
CONTINENTAL	.057	6302.4	.054	.008	.060	.037	.000	.030	.109	.055	.051	4076.2
LTD II	.021	5963.6	.041	.073	.068	-.034	.000	-.010	.122	.048	.052	10668.0
BEETLE	-.155	5889.8	-.004	-.137	-.088	.613	.000	-.093	-.081	-.330	.187	5129.1
SCIROCCO	-.163	5679.9	-.008	-.055	-.192	-.018	.000	-.407	-.067	-.269	.148	3701.3

TABLE
DIFFERENCES IN EACH PARAMETER (SCALED) BETWEEN
1977 MODELS AND 1976 MODELS OF SIMILAR ROOMINESS
RANKED BY DIFFERENCE IN CURB WEIGHT
WEIGHTED BY NORMALIZED REGISTRATIONS

MODEL NAME	WT	WT WTD	WB	W	L	H	ROOM	REAR	FRONT	SIDE	AVG	AVG WTD
SUNBIRD	.091	5435.6	.044	-.011	.089	-.177	.000	.171	-.010	.050	.080	3458.0
DATSUN 810	-.154	4772.9	-.083	-.306	-.126	.266	.000	-.093	.134	-.314	.185	4118.4
MARQUIS	.027	4638.9	.050	.012	.058	.003	.000	.030	.039	.104	.040	4977.1
GRAND PRIX	.011	4202.6	.053	.061	.092	-.056	.000	.093	.110	-.007	.060	16598.1
MALIBU	-.009	3663.5	-.019	-.030	-.038	.089	.000	.017	-.079	-.056	.042	12332.7
PACER	-.059	3621.8	-.209	.138	-.296	-.008	.000	-.258	-.222	.311	.188	8289.4
CHRGR/CRNT/MONACO	.031	3541.5	.023	.029	.076	.100	.000	.107	-.043	.018	.053	4390.3
MATADOR	-.117	3539.5	-.099	-.076	-.088	.008	.000	-.085	-.083	-.003	.070	1516.5
RIVIERA	-.113	3427.7	-.098	-.073	-.047	.026	.000	.026	-.007	-.166	.070	1518.1
SATELLITE/FURY	.028	3295.9	.023	.029	.076	.100	.000	.107	-.043	.018	.053	4499.9
SKYHAWK	.123	3194.3	.051	.005	.107	-.123	.000	.159	.040	.102	.089	1660.6
ARROW	-.056	3146.7	-.029	-.040	.024	-.017	.000	.078	-.010	-.079	.042	1686.3
MONACO/RYL MONACO	-.062	3064.7	-.027	.012	.007	.006	.000	.013	.090	.048	.033	1182.9
NEW YORKER	.035	2656.8	.020	.005	.059	-.009	.000	.043	.117	.091	.048	2598.3
VISTA CRUISER	.047	2537.3	.006	.001	.048	.139	.000	.082	.001	-.066	.049	1889.1
ESTATE WAGON	-.091	2522.9	-.135	.016	-.082	.142	.000	-.015	.018	-.112	.076	1523.6
LTD/GALAXIE	-.005	2473.7	-.005	.008	.027	.003	.000	.054	.015	.047	.021	7311.5
GREMLIN	.041	2301.2	-.036	.156	-.109	-.002	.000	-.169	-.097	-.020	.078	3172.0
MONARCH	-.017	2255.5	.010	.052	.004	.035	.000	-.043	.037	.051	.031	2974.0
STARFIRE	.095	2203.1	.051	.005	.107	-.123	.000	.159	.043	.102	.086	1430.5
HORNET	-.028	2046.3	-.028	-.070	-.123	-.147	.000	-.220	-.150	-.179	.118	6220.8
APOLLO/SKYLARK	.013	1753.2	.012	-.025	.007	-.071	.000	.054	-.030	-.083	.037	3562.3
TORONADO	.044	1748.2	.013	.026	.043	-.111	.000	-.013	.108	-.024	.048	1370.0
NEWPORT	-.024	1715.6	.020	.005	.017	-.009	.000	.032	.060	.091	.032	1663.0
BOBCAT	.050	1714.5	-.010	.194	.078	-.032	.000	.141	.085	.169	.095	2341.5
COMET	-.076	1453.1	-.024	-.089	-.030	.074	.000	-.082	-.022	.020	.052	717.8
VOLVO	-.076	1408.4	-.133	-.239	-.083	.323	.000	99.999	99.999	99.999	.171	2279.1
VEGA	.019	1403.3	.029	-.005	.043	-.062	.000	.079	-.012	.073	.040	2142.4
OPEL	-.115	1144.9	-.013	-.149	-.023	-.059	.000	-.347	.079	-.139	.115	827.3
FURY/GRAND FURY	.017	865.1	-.002	.002	.001	.126	.000	.033	.045	.089	.039	1446.7
ASTRE	.029	858.2	.029	-.005	.071	-.062	.000	.136	-.002	.073	.051	1083.6
TOWN&COUNTRY	.073	726.5	.010	-.001	.024	.180	.000	.044	.065	.159	.070	500.2
VENTURA	-.007	637.6	.034	-.016	.022	-.028	.000	.071	-.024	-.072	.034	2254.1
VERSAILLES	.059	503.9	-.034	-.019	-.037	.075	.000	-.034	.114	-.028	.050	307.9
OMEGA	-.005	372.8	.032	.003	.025	.090	.000	.066	-.016	-.072	.039	2076.1
CORONA	-.005	356.8	.005	-.166	-.003	.247	.000	99.999	99.999	99.999	.085	4374.2
CAPRI II	.052	351.9	.149	.087	.063	-.056	.000	99.999	99.999	99.999	.081	396.6
DATSUN 710	-.009	201.7	.039	-.132	.016	.303	.000	.033	.124	-.139	.099	1603.4
LEBARON	.005	166.7	.021	-.075	.008	.052	.000	.033	-.087	.046	.041	979.1
FLEETWOOD	-.004	143.3	.157	-.111	.058	.166	.000	-.072	-.037	-.075	.085	2190.0
DIPLOMAT	.005	90.0	.021	-.075	.008	.052	.000	.033	-.087	.046	.041	528.2

TABLE
DIFFERENCES IN EACH PARAMETER (SCALED) BETWEEN
1977 MODELS AND 1976 MODELS OF SIMILAR ROOMINESS
RANKED BY DIFFERENCE IN CURB WEIGHT
WEIGHTED BY NORMALIZED REGISTRATIONS

MODEL NAME	WT	WT WTD	WB	W	L	H	ROOM	REAR	FRONT	SIDE	AVG	AVG WTD
MUSTANG II	.363	79542.1	.036	.374	.152	-.441	.000	.075	.281	.500	.278	48547.7
RABBIT	-.234	30157.0	-.060	-.154	-.248	.307	.000	-.429	-.089	-.329	.231	23780.2
HONDA	-.201	40549.2	-.169	-.245	-.234	.013	.000	-.379	-.278	-.266	.223	35895.4
AUDI	-.265	12206.6	-.205	-.286	-.229	.088	.000	-.203	-.067	-.367	.214	7858.0
PACER	-.007	947.0	-.183	.207	-.289	.004	.000	-.301	-.178	.414	.198	21342.5
DASHER	-.209	7393.3	-.117	-.279	-.216	.088	.000	-.227	-.019	-.424	.197	5572.1
SCIROCCO	-.128	2101.9	-.018	-.067	-.193	-.075	.000	-.408	-.090	-.266	.155	2036.6
VOLVO	-.114	6906.5	-.140	-.259	-.114	.283	.000	-.030	.041	-.248	.154	7425.0
BEETLE	-.112	3596.2	-.016	-.152	-.065	.450	.000	-.046	-.097	-.284	.153	3916.0
COROLLA	-.075	19828.7	-.059	-.195	-.093	.196	.000	-.065	-.216	-.307	.151	31801.7
MARKIV	.256	16674.4	.121	.090	.168	-.012	.000	.095	.210	.212	.146	7561.2
CORONA	-.048	2600.9	-.041	-.196	-.079	.293	.000	.041	-.132	-.291	.140	6057.3
DATSUN F10	-.129	2459.6	-.027	-.203	-.168	-.070	.000	-.194	.025	-.296	.139	2112.4
THUNDERBIRD	.201	11971.2	.113	.075	.135	-.039	.000	.063	.182	.239	.131	6218.5
CAMARO	.157	32537.3	.025	.138	.038	-.276	.000	-.056	.188	.143	.128	21109.0
CHEVETTE	-.139	30876.8	-.022	-.168	-.155	-.011	.000	-.196	-.137	-.173	.125	22197.4
OPEL	-.111	3086.8	-.022	-.160	-.037	-.130	.000	-.348	.052	-.136	.125	2764.1
FIREBIRD	.173	20767.6	.027	.084	.054	-.260	.000	-.043	.207	.143	.124	11850.0
COUGAR	.196	19168.1	.051	.170	.121	-.038	.000	.070	.201	.102	.119	9253.4
ELITE	.184	32622.7	.051	.170	.141	-.007	.000	.070	.147	.102	.109	15423.0
STARFIRE	.202	7432.7	.042	-.028	.103	-.186	.000	.166	.009	.106	.105	3092.6
SKYHAWK	.213	8729.6	.041	-.007	.107	-.186	.000	.158	.017	.106	.104	3409.1
DATSUN 610	-.024	522.3	.038	-.162	-.005	.284	.000	99.999	99.999	99.999	.103	1779.7
CAPRI II	.106	8925.3	.132	.086	.086	-.199	.000	.019	-.002	.196	.103	6926.3
HORNET	-.044	4794.2	-.026	-.036	-.120	-.046	.000	-.224	-.126	-.127	.094	8141.6
MONZA	.132	13469.5	.042	-.028	.093	-.202	.000	.156	-.012	.069	.092	7469.0
SUNBIRD	.106	7076.3	.042	-.028	.084	-.218	.000	.150	-.030	.050	.089	4716.0
COLT	-.040	2993.9	.002	-.112	.002	.226	.000	.102	-.109	-.099	.087	5166.7
FLEETWOOD	.143	4412.8	.185	.012	.093	.070	.000	.028	.016	.129	.085	2082.7
BOBCAT	.098	5289.4	-.014	.144	.022	-.107	.000	.016	.046	.199	.081	3481.5
DATSUN B210	-.073	16174.2	-.073	-.176	-.066	-.005	.000	.052	-.109	-.095	.081	14318.4
TOWN&COUNTRY	.113	658.0	.013	-.004	.029	.241	.000	.043	.073	.132	.081	376.5
DATSUN 710	.006	356.4	.029	-.143	.003	.163	.000	.031	.097	-.136	.076	3601.3
GREMLIN	.091	6679.7	-.017	.154	-.065	.043	.000	-.178	-.044	-.020	.076	4467.3
ASPEN	-.076	18897.2	-.039	-.122	-.083	.084	.000	-.059	-.104	.023	.074	14640.0
PINTO	.078	27406.8	-.014	.144	.019	-.115	.000	.010	.046	.143	.071	19942.7
ESTATE WAGON	.110	2694.6	.053	.014	.060	.256	.000	.054	.013	.000	.070	1365.4
CONTINENTAL	.117	9678.9	.071	.014	.079	.073	.000	.045	.083	.074	.070	4593.9
MATADOR	-.110	4978.5	-.085	-.071	-.081	.041	.000	-.092	-.067	.007	.069	2505.9
VISTA CRUISER	.084	2031.5	.028	.004	.075	.159	.000	.111	.016	-.063	.068	1302.4
CELICA	-.016	1800.8	.068	-.119	.029	.029	.000	-.023	-.067	-.180	.067	5974.3
SEVILLE	.137	9721.3	.036	-.125	-.022	.121	.000	.010	-.072	-.007	.066	3754.2
TORINO	.061	13404.1	.043	.057	.066	.031	.000	.030	.079	.127	.062	10824.1

TABLE
DIFFERENCES IN EACH PARAMETER (SCALED) BETWEEN
1976 MODELS AND 1974 MODELS OF SIMILAR ROOMINESS
RANKED BY AVERAGE DIFFERENCE

MODEL NAME	WT	WT WTD	WB	W	L	H	ROOM	REAR	FRONT	SIDE	AVG	AVG WTD
DEVILLE	.117	26707.8	.121	.010	.058	-.034	.000	.032	.009	.103	.061	11039.2
VOLARE	-.052	17266.6	-.025	-.088	-.061	.089	.000	-.036	-.079	.052	.060	15952.7
NEW YORKER	.083	3564.3	.021	.004	.068	.008	.000	.053	.125	.108	.059	2012.8
ARROW	-.026	1316.9	-.073	-.064	-.011	-.106	.000	99.999	99.999	99.999	.056	2257.8
ELDORADO	.155	8924.2	.107	.015	.027	.012	.000	-.065	.060	.008	.056	2574.5
NOVA	-.039	15145.4	-.008	-.067	-.068	.040	.000	.015	-.133	-.081	.056	17448.3
TORONADO	.068	1856.3	.014	.016	.057	-.082	.000	.002	.122	-.063	.053	1151.2
MONTE CARLO	.037	16728.0	.051	.045	.048	-.037	.000	-.006	.115	.077	.052	18819.9
CALAIS	.103	793.0	.112	.012	.055	-.047	.000	.030	.012	.029	.050	306.7
ASTRE	.018	1047.6	.027	-.062	.056	-.045	.000	.122	-.048	.012	.049	2269.4
MONARCH	-.053	9054.8	-.051	-.044	-.064	.011	.000	-.077	-.036	.037	.047	6347.9
DART	-.025	1666.3	.019	-.063	.065	.073	.000	.088	-.015	-.015	.045	2404.2
MAVERICK	-.035	5636.9	-.033	-.035	-.046	.017	.000	-.082	.027	.086	.045	5791.1
VALIANT	-.024	2106.3	.016	-.014	.028	.075	.000	.096	-.087	-.008	.044	3054.0
OMEGA	-.010	678.3	-.008	-.041	-.038	.063	.000	.020	-.081	-.081	.043	2316.0
COMET	-.030	1084.0	-.034	-.040	-.021	.019	.000	-.077	.020	.098	.042	1217.9
NEWPORT	.020	1018.5	.018	.001	.026	.038	.000	.035	.067	.124	.041	1675.8
VENTURA	-.014	1084.8	-.006	-.059	-.038	-.031	.000	.020	-.078	-.081	.041	2518.4
MARQUIS	.038	4272.1	.051	.008	.065	.026	.000	.058	.017	.059	.040	3611.8
MONTEGO	.061	3174.4	.039	.043	.063	.008	.000	-.012	.079	.001	.038	1589.4
MONACO/RYL MONACO	.009	302.9	-.017	.008	.021	.061	.000	.027	.100	.065	.038	1033.3
GRAND PRIX	.040	10956.6	.035	.018	.011	-.058	.000	.083	-.016	.042	.038	8298.9
SATELLITE/FURY	.001	103.8	.038	.063	.066	.031	.000	.030	-.037	.029	.037	3051.4
98	.027	3490.5	.053	.011	.063	.004	.000	.071	.009	-.059	.037	3836.8
RIVIERA	.024	550.3	-.017	.014	-.011	-.107	.000	-.042	.070	-.006	.036	665.0
VEGA	.032	6207.1	.027	-.062	.028	.003	.000	.066	-.057	.012	.036	5582.2
GRANADA	-.023	12571.1	-.030	.008	-.058	.016	.000	-.090	-.028	.026	.035	15283.1
LEMANS	.006	693.5	-.015	-.007	-.024	.000	.000	.051	-.068	-.097	.034	3099.0
FURY/GRAND FURY	.005	186.4	-.016	.008	-.008	.069	.000	.025	.049	.094	.034	1011.6
IMPALA/CAPRICE	-.025	16167.2	-.037	-.014	-.030	.031	.000	-.016	-.046	-.049	.031	15937.3
MALIBU	.005	1561.3	-.010	-.023	-.037	.055	.000	.002	-.069	-.041	.030	7504.1
CORDOBA	.037	7965.1	.009	-.018	.028	-.055	.000	.011	-.040	.028	.028	4836.2
LESABRE	-.021	3370.2	.013	.014	.021	-.072	.000	.030	.013	-.028	.026	3391.0
CUTLASS	-.025	14403.4	-.034	-.047	.000	.023	.000	-.026	.004	-.042	.025	11521.5
LTD/GALAXIE	.018	8250.0	-.004	.009	.023	.033	.000	.035	.026	.037	.023	8472.6
ELECTRA	-.008	1210.2	.010	.004	.042	-.010	.000	.068	-.008	-.024	.022	2613.7
CENTURY	-.024	8815.3	-.029	.000	-.016	-.023	.000	.012	-.020	.043	.021	6151.7
DELTA 88	-.006	1218.9	.013	.014	.020	-.018	.000	.035	.009	-.057	.021	3463.9
CHRGR/CRNT/MONACO	.006	661.6	.027	.000	.044	.000	.000	.028	-.038	.015	.020	1746.0
APOLLO/SKYLARK	.022	3026.9	.010	-.002	.005	-.028	.000	.040	-.011	-.038	.020	2150.6
BONNEVILLE	.005	398.0	-.007	.005	.009	-.024	.000	.005	.012	-.059	.016	994.9
CATALINA	-.018	1647.4	-.001	.005	.013	.009	.000	.006	.016	-.049	.015	1080.0

TABLE
DIFFERENCES IN EACH PARAMETER (SCALED) BETWEEN
1976 MODELS AND 1974 MODELS OF SIMILAR ROOMINESS
RANKED BY AVERAGE DIFFERENCE

MODEL NAME	WT	WT WTD	WB	W	L	H	ROOM	REAR	FRONT	SIDE	AVG	AVG WTD
MUSTANG II	.363	79542.1	.036	.374	.152	-.441	.000	.075	.281	.500	.278	48547.7
HONDA	-.201	40549.2	-.169	-.245	-.234	.013	.000	-.379	-.278	-.266	.223	35895.4
COROLLA	-.075	19828.7	-.059	-.195	-.093	.196	.000	-.065	-.216	-.307	.151	31801.7
RABBIT	-.234	30157.0	-.060	-.154	-.248	.307	.000	-.429	-.089	-.329	.231	23780.2
CHEVETTE	-.139	30876.8	-.022	-.168	-.155	-.011	.000	-.196	-.137	-.173	.125	22197.4
PACER	-.007	947.0	-.183	.207	-.289	.004	.000	-.301	-.178	.414	.198	21342.5
CAMARO	.157	32537.3	.025	.138	.038	-.276	.000	-.056	.188	.143	.128	21109.0
PINTO	.078	27406.8	-.014	.144	.019	-.115	.000	.010	.046	.143	.071	19942.7
MONTE CARLO	.037	16728.0	.051	.045	.048	-.037	.000	-.006	.115	.077	.052	18819.9
NOVA	-.039	15145.4	-.008	-.067	-.068	.040	.000	.015	-.133	-.081	.056	17448.3
VOLARE	-.052	17266.6	-.025	-.088	-.061	.089	.000	-.036	-.079	.052	.060	15952.7
IMPALA/CAPRICE	-.025	16167.2	-.037	-.014	-.030	.031	.000	-.016	-.046	-.049	.031	15937.3
ELITE	.184	32622.7	.051	.170	.141	-.007	.000	.070	.147	.102	.109	15423.0
GRANADA	-.023	12571.1	-.030	.008	-.058	.016	.000	-.090	-.028	.026	.035	15283.1
ASPEN	-.076	18897.2	-.039	-.122	-.083	.084	.000	-.059	-.104	.023	.074	14640.0
DATSUN B210	-.073	16174.2	-.073	-.176	-.066	-.005	.000	.052	-.109	-.095	.081	14318.4
FIREBIRD	.173	20767.6	.027	.084	.054	-.260	.000	-.043	.207	.143	.124	11850.0
CUTLASS	-.025	14403.4	-.034	-.047	.000	.023	.000	-.026	.004	-.042	.025	11521.5
DEVILLE	.117	26707.8	.121	.010	.058	-.034	.000	.032	.009	.103	.061	11039.2
TORINO	.061	13404.1	.043	.057	.066	.031	.000	.030	.079	.127	.062	10824.1
COUGAR	.196	19168.1	.051	.170	.121	-.038	.000	.070	.201	.102	.119	9253.4
LTD/GALAXIE	.018	8250.0	-.004	.009	.023	.033	.000	.035	.026	.037	.023	8472.6
GRAND PRIX	.040	10956.6	.035	.018	.011	-.058	.000	.083	-.016	.042	.038	8298.9
HORNET	-.044	4794.2	-.026	-.036	-.120	-.046	.000	-.224	-.126	-.127	.094	8141.6
AUDI	-.265	12206.6	-.205	-.286	-.229	.088	.000	-.203	-.067	-.367	.214	7858.0
MARKIV	.256	16674.4	.121	.090	.168	-.012	.000	.095	.210	.212	.146	7561.2
MALIBU	.005	1561.3	-.010	-.023	-.037	.055	.000	.002	-.069	-.041	.030	7504.1
MONZA	.132	13469.5	.042	-.028	.093	-.202	.000	.156	-.012	.069	.092	7469.0
VOLVO	-.114	6906.5	-.140	-.259	-.114	.283	.000	-.030	.041	-.248	.154	7425.0
CAPRI II	.106	8925.3	.132	.086	.086	-.199	.000	.019	-.002	.196	.103	6926.3
MONARCH	-.053	9054.8	-.051	-.044	-.064	.011	.000	-.077	-.036	.037	.047	6347.9
THUNDERBIRD	.201	11971.2	.113	.075	.135	-.039	.000	.063	.182	.239	.131	6218.5
CENTURY	-.024	8815.3	-.029	.000	-.016	-.023	.000	.012	-.020	.043	.021	6151.7
CORONA	-.048	2600.9	-.041	-.196	-.079	.293	.000	.041	-.132	-.291	.140	6057.3
CELICA	-.016	1800.8	.068	-.119	.029	.029	.000	-.023	-.067	-.180	.067	5974.3
MAVERICK	-.035	5636.9	-.033	-.035	-.046	.017	.000	-.082	.027	.086	.045	5791.1
VEGA	.032	6207.1	.027	-.062	.028	.003	.000	.066	-.057	.012	.036	5582.2
DASHER	-.209	7393.3	-.117	-.279	-.216	.088	.000	-.227	-.019	-.424	.197	5572.1
COLT	-.040	2993.9	.002	-.112	.002	.226	.000	.102	-.109	-.099	.087	5166.7
CORDOBA	.037	7965.1	.009	-.018	.028	-.055	.000	.011	-.040	.028	.028	4836.2
SUNBIRD	.106	7076.3	.042	-.028	.084	-.218	.000	.150	-.030	.050	.089	4716.0
CONTINENTAL	.117	9678.9	.071	.014	.079	.073	.000	.045	.083	.074	.070	4593.9
GREMLIN	.091	6679.7	-.017	.154	-.065	.043	.000	-.178	-.044	-.020	.076	4467.3

TABLE
DIFFERENCES IN EACH PARAMETER (SCALED) BETWEEN
1976 MODELS AND 1974 MODELS OF SIMILAR ROOMINESS
RANKED BY AVERAGE DIFFERENCE
WEIGHTED BY NORMALIZED REGISTRATIONS

MODEL NAME	WT	WT WTD	WB	W	L	H	ROOM	REAR	FRONT	SIDE	AVG	AVG WTD
BEETLE	-.112	3596.2	-.016	-.152	-.065	.450	.000	-.046	-.097	-.284	.153	3916.0
98	.027	3490.5	.053	.011	.063	.004	.000	.071	.009	-.059	.037	3836.8
SEVILLE	.137	9721.3	.036	-.125	-.022	.121	.000	.010	-.072	-.007	.066	3754.2
MARQUIS	.038	4272.1	.051	.008	.065	.026	.000	.058	.017	.059	.040	3611.8
DATSUN 710	.006	356.4	.029	-.143	.003	.163	.000	.031	.097	-.136	.076	3601.3
BOBCAT	.098	5289.4	-.014	.144	.022	-.107	.000	.016	.046	.199	.081	3481.5
DELTA 88	-.006	1218.9	.013	.014	.020	-.018	.000	.035	.009	-.057	.021	3463.9
SKYHAWK	.213	8729.6	.041	-.007	.107	-.186	.000	.158	.017	.106	.104	3409.1
LESABRE	-.021	3370.2	.013	.014	.021	-.072	.000	.030	.013	-.028	.026	3391.0
LEMANS	.006	693.5	-.015	-.007	-.024	.000	.000	.051	-.068	-.097	.034	3099.0
STARFIRE	.202	7432.7	.042	-.028	.103	-.186	.000	.166	.009	.106	.105	3092.6
VALIANT	-.024	2106.3	.016	-.014	.028	.075	.000	.096	-.087	-.008	.044	3054.0
SATELLITE/FURY	.001	103.8	.038	.063	.066	.031	.000	.030	-.037	.029	.037	3051.4
OPEL	-.111	3086.8	-.022	-.160	-.037	-.130	.000	-.348	.052	-.136	.125	2764.1
ELECTRA	-.008	1210.2	.010	.004	.042	-.010	.000	.068	-.008	-.024	.022	2613.7
ELDORADO	.155	8924.2	.107	.015	.027	.012	.000	-.065	.060	.008	.056	2574.5
VENTURA	-.014	1084.8	-.006	-.059	-.038	-.031	.000	.020	-.078	-.081	.041	2518.4
MATADOR	-.110	4978.5	-.085	-.071	-.081	.041	.000	-.092	-.067	.007	.069	2505.9
DART	-.025	1666.3	.019	-.063	.065	.073	.000	.088	-.015	-.015	.045	2404.2
OMEGA	-.010	678.3	-.008	-.041	-.038	.063	.000	.020	-.081	-.081	.043	2316.0
ASTRE	.018	1047.6	.027	-.062	.056	-.045	.000	.122	-.048	.012	.049	2269.4
ARROW	-.026	1316.9	-.073	-.064	-.011	-.106	.000	99.999	99.999	99.999	.056	2257.8
APOLLO/SKYLARK	.022	3026.9	.010	-.002	.005	-.028	.000	.040	-.011	-.038	.020	2150.6
DATSUN F10	-.129	2459.6	-.027	-.203	-.168	-.070	.000	-.194	.025	-.296	.139	2112.4
FLEETWOOD	.143	4412.8	.185	.012	.093	.070	.000	.028	.016	.129	.085	2082.7
SCIROCCO	-.128	2101.9	-.018	-.067	-.193	-.075	.000	-.408	-.090	-.266	.155	2036.6
NEW YORKER	.083	3564.3	.021	.004	.068	.008	.000	.053	.125	.108	.059	2012.8
DATSUN 610	-.024	522.3	.038	-.162	-.005	.284	.000	99.999	99.999	99.999	.103	1779.7
CHRGR/CRNT/MONACO	.006	661.6	.027	.000	.044	.000	.000	.028	-.038	.015	.020	1746.0
NEWPORT	.020	1018.5	.018	.001	.026	.038	.000	.035	.067	.124	.041	1675.8
MONTEGO	.061	3174.4	.039	.043	.063	.008	.000	-.012	.079	.001	.038	1589.4
ESTATE WAGON	.110	2694.6	.053	.014	.060	.256	.000	.054	.013	.000	.070	1365.4
VISTA CRUISER	.084	2031.5	.028	.004	.075	.159	.000	.111	.016	-.063	.068	1302.4
COMET	-.030	1084.0	-.034	-.040	-.021	.019	.000	-.077	.020	.098	.042	1217.9
TORONADO	.068	1856.3	.014	.016	.057	-.082	.000	.002	.122	-.063	.053	1151.2
CATALINA	-.018	1647.4	-.001	.005	.013	.009	.000	.006	.016	-.049	.015	1080.0
MONACO/RYL MONACO	.009	302.9	-.017	.008	.021	.061	.000	.027	.100	.065	.038	1033.3
FURY/GRAND FURY	.005	186.4	-.016	.008	-.008	.069	.000	.025	.049	.094	.034	1011.6
BONNEVILLE	.005	398.0	-.007	.005	.009	-.024	.000	.005	.012	-.059	.016	994.9
RIVIERA	.024	550.3	-.017	.014	-.011	-.107	.000	-.042	.070	-.006	.036	665.0
TOWN&COUNTRY	.113	658.0	.013	-.004	.029	.241	.000	.043	.073	.132	.081	376.5
CALAIS	.103	793.0	.112	.012	.055	-.047	.000	.030	.012	.029	.050	306.7

TABLE
DIFFERENCES IN EACH PARAMETER (SCALED) BETWEEN
1976 MODELS AND 1974 MODELS OF SIMILAR ROOMINESS
RANKED BY AVERAGE DIFFERENCE
WEIGHTED BY NORMALIZED REGISTRATIONS

MODEL NAME	WT	WT WTD	WB	W	L	H	ROOM	REAR	FRONT	SIDE	AVG	AVG WTD
MUSTANG II	.363	79542.1	.036	.374	.152	-.441	.000	.075	.281	.500	.278	48547.7
AUDI	-.265	12206.6	-.205	-.286	-.229	.088	.000	-.203	-.067	-.367	.214	7858.0
MARKIV	.256	16674.4	.121	.090	.168	-.012	.000	.095	.210	.212	.146	7561.2
RABBIT	-.234	30157.0	-.060	-.154	-.248	.307	.000	-.429	-.089	-.329	.231	23780.2
SKYHAWK	.213	8729.6	.041	-.007	.107	-.186	.000	.158	.017	.106	.104	3409.1
DASHER	-.209	7393.3	-.117	-.279	-.216	.088	.000	-.227	-.019	-.424	.197	5572.1
STARFIRE	.202	7432.7	.042	-.028	.103	-.186	.000	.166	.009	.106	.105	3092.6
HONDA	-.201	40549.2	-.169	-.245	-.234	.013	.000	-.379	-.278	-.266	.223	35895.4
THUNDERBIRD	.201	11971.2	.113	.075	.135	-.039	.000	.063	.182	.239	.131	6218.5
COUGAR	.196	19168.1	.051	.170	.121	-.038	.000	.070	.201	.102	.119	9253.4
ELITE	.184	32622.7	.051	.170	.141	-.007	.000	.070	.147	.102	.109	15423.0
FIREBIRD	.173	20767.6	.027	.084	.054	-.260	.000	-.043	.207	.143	.124	11850.0
CAMARO	.157	32537.3	.025	.138	.038	-.276	.000	-.056	.188	.143	.128	21109.0
ELDORADO	.155	8924.2	.107	.015	.027	.012	.000	-.065	.060	.008	.056	2574.5
FLEETWOOD	.143	4412.8	.185	.012	.093	.070	.000	.028	.016	.129	.085	2082.7
CHEVETTE	-.139	30876.8	-.022	-.168	-.155	-.011	.000	-.196	-.137	-.173	.125	22197.4
SEVILLE	.137	9721.3	.036	-.125	-.022	.121	.000	.010	-.072	-.007	.066	3754.2
MONZA	.132	13469.5	.042	-.028	.093	-.202	.000	.156	-.012	.069	.092	7469.0
DATSUN F10	-.129	2459.6	-.027	-.203	-.168	-.070	.000	-.194	.025	-.296	.139	2112.4
SCIROCCO	-.128	2101.9	-.018	-.067	-.193	-.075	.000	-.408	-.090	-.266	.155	2036.6
DEVILLE	.117	26707.8	.121	.010	.058	-.034	.000	.032	.009	.103	.061	11039.2
CONTINENTAL	.117	9678.9	.071	.014	.079	.073	.000	.045	.083	.074	.070	4593.9
VOLVO	-.114	6906.5	-.140	-.259	-.114	.283	.000	-.030	.041	-.248	.154	7425.0
TOWN&COUNTRY	.113	658.0	.013	-.004	.029	.241	.000	.043	.073	.132	.081	376.5
BEETLE	-.112	3596.2	-.016	-.152	-.065	.450	.000	-.046	-.097	-.284	.153	3916.0
OPEL	-.111	3086.8	-.022	-.160	-.037	-.130	.000	-.348	.052	-.136	.125	2764.1
MATADOR	-.110	4978.5	-.085	-.071	-.081	.041	.000	-.092	-.067	.007	.069	2505.9
ESTATE WAGON	.110	2694.6	.053	.014	.060	.256	.000	.054	.013	.000	.070	1365.4
SUNBIRD	.106	7076.3	.042	-.028	.084	-.218	.000	.150	-.030	.050	.089	4716.0
CAPRI II	.106	8925.3	.132	.086	.086	-.199	.000	.019	-.002	.196	.103	6926.3
CALAIS	.103	793.0	.112	.012	.055	-.047	.000	.030	.012	.029	.050	306.7
BOBCAT	.098	5289.4	-.014	.144	.022	-.107	.000	.016	.046	.199	.081	3481.5
GREMLIN	.091	6679.7	-.017	.154	-.065	.043	.000	-.178	-.044	-.020	.076	4467.3
VISTA CRUISER	.084	2031.5	.028	.004	.075	.159	.000	.111	.016	-.063	.068	1302.4
NEW YORKER	.083	3564.3	.021	.004	.068	.008	.000	.053	.125	.108	.059	2012.8
PINTO	.078	27406.8	-.014	.144	.019	-.115	.000	.010	.046	.143	.071	19942.7
ASPEN	-.076	18897.2	-.039	-.122	-.083	.084	.000	-.059	-.104	.023	.074	14640.0
COROLLA	-.075	19828.7	-.059	-.195	-.093	.196	.000	-.065	-.216	-.307	.151	31801.7
DATSUN B210	-.073	16174.2	-.073	-.176	-.066	-.005	.000	.052	-.109	-.095	.081	14318.4
TORONADO	.068	1856.3	.014	.016	.057	-.082	.000	.002	.122	-.063	.053	1151.2
MONTEGO	.061	3174.4	.039	.043	.063	.008	.000	-.012	.079	.001	.038	1589.4
TORINO	.061	13404.1	.043	.057	.066	.031	.000	.030	.079	.127	.062	10824.1
MONARCH	-.053	9054.8	-.051	-.044	-.064	.011	.000	-.077	-.036	.037	.047	6347.9

TABLE
DIFFERENCES IN EACH PARAMETER (SCALED) BETWEEN
1976 MODELS AND 1974 MODELS OF SIMILAR ROOMINESS
RANKED BY DIFFERENCE IN CURB WEIGHT

MODEL NAME	WT	WT WTD	WB	W	L	H	ROOM	REAR	FRONT	SIDE	AVG	AVG WTD
VOLARE	-.052	17266.6	-.025	-.088	-.061	.089	.000	-.036	-.079	.052	.060	15952.7
CORONA	-.048	2600.9	-.041	-.196	-.079	.293	.000	.041	-.132	-.291	.140	6057.3
HORNET	-.044	4794.2	-.026	-.036	-.120	-.046	.000	-.224	-.126	-.127	.094	8141.6
COLT	-.040	2993.9	.002	-.112	.002	.226	.000	.102	-.109	-.099	.087	5166.7
GRAND PRIX	.040	10956.6	.035	.018	.011	-.058	.000	.083	-.016	.042	.038	8298.9
NOVA	-.039	15145.4	-.008	-.067	-.068	.040	.000	.015	-.133	-.081	.056	17448.3
MARQUIS	.038	4272.1	.051	.008	.065	.026	.000	.058	.017	.059	.040	3611.8
CORDOBA	.037	7965.1	.009	-.018	.028	-.055	.000	.011	-.040	.028	.028	4836.2
MONTE CARLO	.037	16728.0	.051	.045	.048	-.037	.000	-.006	.115	.077	.052	18819.9
MAVERICK	-.035	5636.9	-.033	-.035	-.046	.017	.000	-.082	.027	.086	.045	5791.1
VEGA	.032	6207.1	.027	-.062	.028	.003	.000	.066	-.057	.012	.036	5582.2
COMET	-.030	1084.0	-.034	-.040	-.021	.019	.000	-.077	.020	.098	.042	1217.9
98	.027	3490.5	.053	.011	.063	.004	.000	.071	.009	-.059	.037	3836.8
ARROW	-.026	1316.9	-.073	-.064	-.011	-.106	.000	99.999	99.999	99.999	.056	2257.8
CUTLASS	-.025	14403.4	-.034	-.047	.000	.023	.000	-.026	.004	-.042	.025	11521.5
DART	-.025	1666.3	.019	-.063	.065	.073	.000	.088	-.015	-.015	.045	2404.2
IMPALA/CAPRICE	-.025	16167.2	-.037	-.014	-.030	.031	.000	-.016	-.046	-.049	.031	15937.3
CENTURY	-.024	8815.3	-.029	.000	-.016	-.023	.000	.012	-.020	.043	.021	6151.7
RIVIERA	.024	550.3	-.017	.014	-.011	-.107	.000	-.042	.070	-.006	.036	665.0
VALIANT	-.024	2106.3	.016	-.014	.028	.075	.000	.096	-.087	-.008	.044	3054.0
DATSUN 610	-.024	522.3	.038	-.162	-.005	.284	.000	99.999	99.999	99.999	.103	1779.7
GRANADA	-.023	12571.1	-.030	.008	-.058	.016	.000	-.090	-.028	.026	.035	15283.1
APOLLO/SKYLARK	.022	3026.9	.010	-.002	.005	-.028	.000	.040	-.011	-.038	.020	2150.6
LESABRE	-.021	3370.2	.013	.014	.021	-.072	.000	.030	.013	-.028	.026	3391.0
NEWPORT	.020	1018.5	.018	.001	.026	.038	.000	.035	.067	.124	.041	1675.8
ASTRE	.018	1047.6	.027	-.062	.056	-.045	.000	.122	-.048	.012	.049	2269.4
CATALINA	-.018	1647.4	-.001	.005	.013	.009	.000	.006	.016	-.049	.015	1080.0
LTD/GALAXIE	.018	8250.0	-.004	.009	.023	.033	.000	.035	.026	.037	.023	8472.6
CELICA	-.016	1800.8	.068	-.119	.029	.029	.000	-.023	-.067	-.180	.067	5974.3
VENTURA	-.014	1084.8	-.006	-.059	-.038	-.031	.000	.020	-.078	-.081	.041	2518.4
OMEGA	-.010	678.3	-.008	-.041	-.038	.063	.000	.020	-.081	-.081	.043	2316.0
MONACO/RYL MONACO	.009	302.9	-.017	.008	.021	.061	.000	.027	.100	.065	.038	1033.3
ELECTRA	-.008	1210.2	.010	.004	.042	-.010	.000	.068	-.008	-.024	.022	2613.7
PACER	-.007	947.0	-.183	.207	-.289	.004	.000	-.301	-.178	.414	.198	21342.5
CHRGR/CRNT/MONACO	.006	661.6	.027	.000	.044	.000	.000	.028	-.038	.015	.020	1746.0
DELTA 88	-.006	1218.9	.013	.014	.020	-.018	.000	.035	.009	-.057	.021	3463.9
DATSUN 710	.006	356.4	.029	-.143	.003	.163	.000	.031	.097	-.136	.076	3601.3
LEMANS	.006	693.5	-.015	-.007	-.024	.000	.000	.051	-.068	-.097	.034	3099.0
FURY/GRAND FURY	.005	186.4	-.016	.008	-.008	.069	.000	.025	.049	.094	.034	1011.6
BONNEVILLE	.005	398.0	-.007	.005	.009	-.024	.000	.005	.012	-.059	.016	994.9
MALIBU	.005	1561.3	-.010	-.023	-.037	.055	.000	.002	-.069	-.041	.030	7504.1
SATELLITE/FURY	.001	103.8	.038	.063	.066	.031	.000	.030	-.037	.029	.037	3051.4

TABLE
DIFFERENCES IN EACH PARAMETER (SCALED) BETWEEN
1976 MODELS AND 1974 MODELS OF SIMILAR ROOMINESS
RANKED BY DIFFERENCE IN CURB WEIGHT

MODEL NAME	WT	WT WTD	WB	W	L	H	ROOM	REAR	FRONT	SIDE	AVG	AVG WTD
MUSTANG II	.363	79542.1	.036	.374	.152	-.441	.000	.075	.281	.500	.278	48547.7
HONDA	-.201	40549.2	-.169	-.245	-.234	.013	.000	-.379	-.278	-.266	.223	35895.4
ELITE	.184	32622.7	.051	.170	.141	-.007	.000	.070	.147	.102	.109	15423.0
CAMARO	.157	32537.3	.025	.138	.038	-.276	.000	-.056	.188	.143	.128	21109.0
CHEVETTE	-.139	30876.8	-.022	-.168	-.155	-.011	.000	-.196	-.137	-.173	.125	22197.4
RABBIT	-.234	30157.0	-.060	-.154	-.248	.307	.000	-.429	-.089	-.329	.231	23780.2
PINTO	.078	27406.8	-.014	.144	.019	-.115	.000	.010	.046	.143	.071	19942.7
DEVILLE	.117	26707.8	.121	.010	.058	-.034	.000	.032	.009	.103	.061	11039.2
FIREBIRD	.173	20767.6	.027	.084	.054	-.260	.000	-.043	.207	.143	.124	11850.0
COROLLA	-.075	19828.7	-.059	-.195	-.093	.196	.000	-.065	-.216	-.307	.151	31801.7
COUGAR	.196	19168.1	.051	.170	.121	-.038	.000	.070	.201	.102	.119	9253.4
ASPEN	-.076	18897.2	-.039	-.122	-.083	.084	.000	-.059	-.104	.023	.074	14640.0
VOLARE	-.052	17266.6	-.025	-.088	-.061	.089	.000	-.036	-.079	.052	.060	15952.7
MONTE CARLO	.037	16728.0	.051	.045	.048	-.037	.000	-.006	.115	.077	.052	18819.9
MARKIV	.256	16674.4	.121	.090	.168	-.012	.000	.095	.210	.212	.146	[illegible]
DATSUN B210	-.073	16174.2	-.073	-.176	-.066	-.005	.000	.052	-.109	-.095	.081	14318.4
IMPALA/CAPRICE	-.025	16167.2	-.037	-.014	-.030	.031	.000	-.016	-.046	-.049	.031	15937.3
NOVA	-.039	15145.4	-.008	-.067	-.068	.040	.000	.015	-.133	-.081	.056	17448.3
CUTLASS	-.025	14403.4	-.034	-.047	.000	.023	.000	-.026	.004	-.042	.025	11521.5
MONZA	.132	13469.5	.042	-.028	.093	-.202	.000	.156	-.012	.069	.092	7469.0
TORINO	.061	13404.1	.043	.057	.066	.031	.000	.030	.079	.127	.062	10824.1
GRANADA	-.023	12571.1	-.030	.008	-.058	.016	.000	-.090	-.028	.026	.035	15283.1
AUDI	-.265	12206.6	-.205	-.286	-.229	.088	.000	-.203	-.067	-.367	.214	7858.0
THUNDERBIRD	.201	11971.2	.113	.075	.135	-.039	.000	.063	.182	.239	.131	6218.5
GRAND PRIX	.040	10956.6	.035	.018	.011	-.058	.000	.083	-.016	.042	.038	8298.9
SEVILLE	.137	9721.3	.036	-.125	-.022	.121	.000	.010	-.072	-.007	.066	3754.2
CONTINENTAL	.117	9678.9	.071	.014	.079	.073	.000	.045	.083	.074	.070	[illegible]
MONARCH	-.053	9054.8	-.051	-.044	-.064	.011	.000	-.077	-.036	.037	.047	6347.5
CAPRI II	.106	8925.3	.132	.086	.086	-.199	.000	.019	-.002	.196	.103	6926.3
ELDORADO	.155	8924.2	.107	.015	.027	.012	.000	-.065	.060	.008	.056	[illegible]
CENTURY	-.024	8815.3	-.029	.000	-.016	-.023	.000	.012	-.020	.043	.021	[illegible]
SKYHAWK	.213	8729.6	.041	-.007	.107	-.186	.000	.158	.017	.106	.104	3409.1
LTD/GALAXIE	.018	8250.0	-.004	.009	.023	.033	.000	.035	.026	.037	.023	8472.6
CORDOBA	.037	7965.1	.009	-.018	.028	-.055	.000	.011	-.040	.028	.028	4836.2
STARFIRE	.202	7432.7	.042	-.028	.103	-.186	.000	.166	.009	.106	.105	3092.6
DASHER	-.209	7393.3	-.117	-.279	-.216	.088	.000	-.227	-.019	-.424	.197	5572.1
SUNBIRD	.106	7076.3	.042	-.028	.084	-.218	.000	.150	-.030	.050	.089	4716.0
VOLVO	-.114	6906.5	-.140	-.259	-.114	.283	.000	-.030	.041	-.248	.154	7425.0
GREMLIN	.091	6679.7	-.017	.154	-.065	.043	.000	-.178	-.044	-.020	.076	4467.3
VEGA	.032	6207.1	.027	-.062	.028	.003	.000	.066	-.057	.012	.036	5582.2
MAVERICK	-.035	5636.9	-.033	-.035	-.046	.017	.000	-.082	.027	.086	.045	5791.1
BOBCAT	.098	5289.4	-.014	.144	.022	-.107	.000	.016	.046	.199	.081	3481.5
MATADOR	-.110	4978.5	-.085	-.071	-.081	.041	.000	-.092	-.067	.007	.069	2505.9

TABLE
DIFFERENCES IN EACH PARAMETER (SCALED) BETWEEN
1976 MODELS AND 1974 MODELS OF SIMILAR ROOMINESS
RANKED BY DIFFERENCE IN CURB WEIGHT
WEIGHTED BY NORMALIZED REGISTRATIONS

MODEL NAME	WT	WT WTD	WB	W	L	H	ROOM	REAR	FRONT	SIDE	AVG	AVG WTD
HORNET	-.044	4794.2	-.026	-.036	-.120	-.046	.000	-.224	-.126	-.127	.094	8141.6
FLEETWOOD	.143	4412.8	.185	.012	.093	.070	.000	.028	.016	.129	.085	2082.7
MARQUIS	.038	4272.1	.051	.008	.065	.026	.000	.058	.017	.059	.040	3611.8
BEETLE	-.112	3596.2	-.016	-.152	-.065	.450	.000	-.046	-.097	-.284	.153	3916.0
NEW YORKER	.083	3564.3	.021	.004	.068	.008	.000	.053	.125	.108	.059	2012.8
98	.027	3490.5	.053	.011	.063	.004	.000	.071	.009	-.059	.037	3836.8
LESABRE	-.021	3370.2	.013	.014	.021	-.072	.000	.030	.013	-.028	.026	3391.0
MONTEGO	.061	3174.4	.039	.043	.063	.008	.000	-.012	.079	.001	.038	1589.4
OPEL	-.111	3086.8	-.022	-.160	-.037	-.130	.000	-.348	.052	-.136	.125	2764.1
APOLLO/SKYLARK	.022	3026.9	.010	-.002	.005	-.028	.000	.040	-.011	-.038	.020	2150.6
COLT	-.040	2993.9	.002	-.112	.002	.226	.000	.102	-.109	-.099	.087	5166.7
ESTATE WAGON	.110	2694.6	.053	.014	.060	.256	.000	.054	.013	.000	.070	1365.4
CORONA	-.048	2600.9	-.041	-.196	-.079	.293	.000	.041	-.132	-.291	.140	6057.3
DATSUN F10	-.129	2459.6	-.027	-.203	-.168	-.070	.000	-.194	.025	-.296	.139	2112.4
VALIANT	-.024	2106.3	.016	-.014	.028	.075	.000	.096	-.087	-.008	.044	3054.0
SCIROCCO	-.128	2101.9	-.018	-.067	-.193	-.075	.000	-.408	-.090	-.266	.155	2036.6
VISTA CRUISER	.084	2031.5	.028	.004	.075	.159	.000	.111	.016	-.063	.068	1302.4
TORONADO	.068	1856.3	.014	.016	.057	-.082	.000	.002	.122	-.063	.053	1151.2
CELICA	-.016	1800.8	.068	-.119	.029	.029	.000	-.023	-.067	-.180	.067	5974.3
DART	-.025	1666.3	.019	-.063	.065	.073	.000	.088	-.015	-.015	.045	2404.2
CATALINA	-.018	1647.4	-.001	.005	.013	.009	.000	.006	.016	-.049	.015	1080.0
MALIBU	.005	1561.3	-.010	-.023	-.037	.055	.000	.002	-.069	-.041	.030	7504.1
ARROW	-.026	1316.9	-.073	-.064	-.011	-.106	.000	99.999	99.999	99.999	.056	2257.8
DELTA 88	-.006	1218.9	.013	.014	.020	-.018	.000	.035	.009	-.057	.021	3463.9
ELECTRA	-.008	1210.2	.010	.004	.042	-.010	.000	.068	-.008	-.024	.022	2613.7
VENTURA	-.014	1084.8	-.006	-.059	-.038	-.031	.000	.020	-.078	-.081	.041	2518.4
COMET	-.030	1084.0	-.034	-.040	-.021	.019	.000	-.077	.020	.098	.042	1217.9
ASTRE	.018	1047.6	.027	-.062	.056	-.045	.000	.122	-.048	.012	.049	2269.4
NEWPORT	.020	1018.5	.018	.001	.026	.038	.000	.035	.067	.124	.041	1675.8
PACER	-.007	947.0	-.183	.207	-.289	.004	.000	-.301	-.178	.414	.198	21342.5
CALAIS	.103	793.0	.112	.012	.055	-.047	.000	.030	.012	.029	.050	306.7
LEMANS	.006	693.5	-.015	-.007	-.024	.000	.000	.051	-.068	-.097	.034	3099.0
OMEGA	-.010	678.3	-.008	-.041	-.038	.063	.000	.020	-.081	-.081	.043	2316.0
CHRGR/CRNT/MONACO	.006	661.6	.027	.000	.044	.000	.000	.028	-.038	.015	.020	1746.0
TOWN&COUNTRY	.113	658.0	.013	-.004	.029	.241	.000	.043	.073	.132	.081	376.5
RIVIERA	.024	550.3	-.017	.014	-.011	-.107	.000	-.042	.070	-.006	.036	665.0
DATSUN 610	-.024	522.3	.038	-.162	-.005	.284	.000	99.999	99.999	99.999	.103	1779.7
BONNEVILLE	.005	398.0	-.007	.005	.009	-.024	.000	.005	.012	-.059	.016	994.9
DATSUN 710	.006	356.4	.029	-.143	.003	.163	.000	.031	.097	-.136	.076	3601.3
MONACO/RYL MONACO	.009	302.9	-.017	.008	.021	.061	.000	.027	.100	.065	.038	1033.3
FURY/GRAND FURY	.005	186.4	-.016	.008	-.008	.069	.000	.025	.049	.094	.034	1011.6
SATELLITE/FURY	.001	103.8	.038	.063	.066	.031	.000	.030	-.037	.029	.037	3051.4

TABLE
DIFFERENCES IN EACH PARAMETER (SCALED) BETWEEN
1976 MODELS AND 1974 MODELS OF SIMILAR ROOMINESS
RANKED BY DIFFERENCE IN CURB WEIGHT
WEIGHTED BY NORMALIZED REGISTRATIONS

MODEL NAME	WT	WT WTD	WB	W	L	H	ROOM	REAR	FRONT	SIDE	AVG	AVG WTD
DATSUN 200SX												
RABBIT	-.218	57491.9	-.060	-.154	-.248	.307	.000	-.484	-.074	-.364	.239	45318.9
HONDA	-.174	57771.0	-.142	-.247	-.192	.073	.000	-.331	-.275	-.325	.220	52511.7
AUDI	-.251	8639.9	-.181	-.217	-.199	.096	.000	-.180	-.067	-.414	.201	4974.7
PACER	-.031	1903.0	-.205	.170	-.290	.009	.000	-.259	-.202	.379	.193	8545.3
DASHER	-.201	7325.0	-.117	-.290	-.156	.088	.000	-.227	-.019	-.424	.190	4994.0
VOLVO	-.090	1667.8	-.148	-.255	-.113	.322	.000	99.999	99.999	99.999	.186	2475.6
DATSUN 810	-.136	4215.0	-.088	-.280	-.129	.269	.000	-.123	.164	-.270	.183	4075.1
MUSTANG II	.179	30744.6	.022	.222	.092	-.260	.000	.045	.160	.288	.159	19610.3
SCIROCCO	-.128	4460.3	-.018	-.067	-.193	-.075	.000	-.408	-.090	-.266	.155	3900.9
BEETLE	-.093	3533.9	-.009	-.131	-.059	.450	.000	-.046	-.097	-.284	.146	3999.5
CAMARO	.179	50429.6	.116	.160	.113	-.253	.000	-.006	.195	.149	.146	29687.7
DATSUN F10	-.129	7907.5	-.027	-.203	-.168	-.070	.000	-.194	.025	-.296	.139	6129.7
CAPRI II	.130	879.8	.132	.086	.086	-.199	.000	99.999	99.999	99.999	.126	616.2
FIREBIRD	.115	21047.6	.034	.093	.061	-.274	.000	-.035	.242	.153	.126	16609.1
CHEVETTE	-.130	18241.5	-.022	-.160	-.155	-.011	.000	-.196	-.137	-.173	.123	12441.8
CORONA	-.017	1213.1	-.041	-.196	-.079	.269	.000	99.999	99.999	99.999	.120	6178.2
OPEL	-.077	766.6	-.022	-.160	-.024	-.114	.000	-.348	.052	-.136	.117	836.6
MARK V	.174	16689.7	.114	.077	.183	-.023	.000	.108	.232	.029	.117	8110.0
DATSUN B210	-.133	30510.0	-.072	-.204	-.104	.065	.000	.049	-.110	-.139	.110	18099.3
ASPEN	-.091	29048.2	-.037	-.172	-.113	.148	.000	-.085	-.145	-.027	.102	23458.7
IMPALA/CAPRICE	-.086	70294.3	-.126	-.042	-.097	.237	.000	-.025	-.101	-.107	.102	60283.0
VOLARE	-.093	37387.9	-.037	-.172	-.113	.148	.000	-.085	-.145	-.027	.102	29634.5
HORNET	.009	657.8	-.026	-.036	-.119	-.141	.000	-.227	-.121	-.127	.101	5304.8
COROLLA	-.059	23026.5	-.046	-.122	-.052	.132	.000	.031	-.137	-.229	.101	28375.9
COLT	-.075	5896.2	-.075	-.186	-.078	.013	.000	.013	-.153	-.187	.098	5519.8
SKYHAWK	.174	4518.7	.041	-.007	.107	-.178	.000	.158	.015	.106	.098	1834.5
STARFIRE	.145	3362.7	.041	-.007	.107	-.178	.000	.158	.017	.106	.095	1582.5
MONZA	.152	11698.3	.042	-.028	.093	-.202	.000	.156	-.012	.069	.094	5220.5
CATALINA	-.124	11039.9	-.128	-.132	-.093	.084	.000	-.030	-.030	-.121	.093	5948.6
SUNBIRD	.129	7705.4	.042	-.028	.084	-.218	.000	.150	-.030	.050	.091	3932.0
DATSUN 710	.035	784.2	.029	-.143	.015	.243	.000	.031	.097	-.136	.091	1469.3
FLEETWOOD	.022	787.9	.175	-.109	.077	.180	.000	-.058	-.030	-.071	.090	2330.4
COUGAR	.092	21457.5	.061	.061	.095	.084	.000	.043	.232	.034	.088	14728.6
BONNEVILLE	-.143	22707.6	-.126	-.129	-.094	-.046	.000	-.038	-.019	-.108	.088	10043.1
GREMLIN	.098	5500.5	-.017	.154	-.098	-.014	.000	-.178	-.100	-.020	.085	3426.4
LEMANS	-.111	9554.2	-.099	-.110	-.077	-.059	.000	-.022	-.103	-.091	.084	5204.0
CELICA	.099	28182.0	.071	-.047	.082	-.160	.000	.102	-.002	-.095	.082	16868.7
TOWN&COUNTRY	.094	935.5	.018	-.003	.035	.199	.000	.050	.071	.167	.080	570.7
LESABRE	-.157	33769.7	-.107	-.075	-.044	.049	.000	.035	-.009	-.151	.078	12123.3
DELTA 88	-.147	42655.8	-.105	-.082	-.051	.034	.000	.017	-.006	-.151	.074	15468.2
ESTATE WAGON	-.075	2079.3	-.127	.014	-.072	.161	.000	-.007	.022	-.107	.073	1461.6
RIVIERA	-.094	2851.4	-.097	-.072	-.035	.048	.000	.042	.003	-.162	.069	1515.2

TABLE
DIFFERENCES IN EACH PARAMETER (SCALED) BETWEEN
1977 MODELS AND 1974 MODELS OF SIMILAR ROOMINESS
RANKED BY AVERAGE DIFFERENCE

MODEL NAME	WT	WT WTD	WB	W	L	H	ROOM	REAR	FRONT	SIDE	AVG	AVG WTD
CHRGR/CRNT/MONACO	.054	6169.0	.045	.033	.104	.120	.000	.137	-.028	.021	.068	5564.5
MATADOR	-.101	3055.5	-.097	-.076	-.079	.023	.000	-.075	-.076	.007	.067	1454.1
SATELLITE/FURY	.051	6003.2	.045	.033	.104	.120	.000	.137	-.028	.021	.067	5709.2
VISTA CRUISER	.070	3779.0	.028	.004	.075	.159	.000	.111	.016	-.063	.066	2558.3
NEW YORKER	.073	5541.4	.041	.009	.081	.011	.000	.065	.129	.108	.065	3532.5
CONTINENTAL	.085	9398.4	.071	.010	.080	.050	.000	.045	.117	.060	.065	5156.6
SEVILLE	.128	7074.8	.036	-.125	-.021	.113	.000	.013	-.072	-.007	.064	2561.9
GRAND PRIX	.020	7641.1	.051	.052	.098	-.052	.000	.096	.124	.004	.062	17169.7
MONTE CARLO	.025	13491.2	.051	.045	.048	-.037	.000	-.006	.115	.150	.060	23234.1
GRANADA	.047	19902.3	.023	.100	.026	.043	.000	-.038	.081	.114	.059	18003.2
ELDORADO	.142	8096.8	.117	.022	.032	.020	.000	-.058	.074	.008	.059	2431.8
ARROW	-.054	3034.3	-.073	-.064	-.011	-.106	.000	.032	-.030	-.095	.058	2354.8
PINTO	.057	12218.4	-.026	.113	.043	.003	.000	.098	.015	.083	.055	8450.7
ASTRE	.058	1716.3	.029	-.034	.061	-.060	.000	.110	-.026	.048	.053	1130.2
BOBCAT	.040	1371.6	-.026	.113	.043	.003	.000	.098	.015	.083	.053	1300.1
MARQUIS	.050	8590.6	.051	.012	.070	.025	.000	.046	.050	.108	.052	6379.0
VERSAILLES	.044	375.8	-.051	-.026	-.053	.074	.000	-.053	.110	-.007	.052	321.1
MONARCH	.020	2653.5	.013	.087	.009	.041	.000	-.051	.071	.115	.051	4857.2
ELECTRA	-.101	17762.5	-.052	-.075	-.006	.064	.000	.052	-.001	-.050	.050	6346.0
MAVERICK	-.038	3980.3	-.016	-.045	-.043	.059	.000	-.086	.020	.089	.050	3739.9
COMET	-.032	611.8	-.016	-.045	-.016	.083	.000	-.086	.020	.089	.049	668.9
DEVILLE	-.039	11641.9	-.025	-.108	-.027	.031	.000	-.051	-.031	-.079	.049	10483.4
TORONADO	.067	2662.0	.014	.026	.056	-.090	.000	.002	.120	-.020	.049	1411.4
98	-.092	15506.6	-.050	-.089	-.022	.087	.000	.019	-.001	.022	.048	5804.8
FURY/GRAND FURY	.036	1831.9	.006	.000	.012	.145	.000	.040	.049	.095	.048	1760.6
LTD II	.016	4543.7	.035	.047	.060	-.035	.000	-.009	.107	.042	.044	8960.6
VEGA	.048	3545.2	.029	-.034	.033	-.060	.000	.054	-.035	.048	.043	2262.7
NEWPORT	.011	786.3	.041	.009	.038	.011	.000	.054	.071	.108	.043	2205.3
LEBARON	-.009	300.1	.005	-.081	-.009	.050	.000	.013	-.090	.067	.041	973.9
DIPLOMAT	-.009	161.9	.005	-.081	-.009	.050	.000	.013	-.090	.067	.041	525.4
MALIBU	.012	4884.6	-.001	-.027	-.014	.109	.000	.042	-.069	-.055	.041	12020.0
OMEGA	.033	2460.6	.035	.037	.030	.096	.000	.057	.017	-.015	.040	2141.3
MONACO/RYL MONACO	-.029	1433.5	-.006	.016	.028	.026	.000	.035	.102	.065	.038	1367.0
THUNDERBIRD	.030	11803.2	-.003	.043	.039	-.027	.000	-.009	.107	.042	.038	10656.3
CORDOBA	.030	6023.4	.016	-.007	.037	-.058	.000	.019	-.034	.085	.036	5193.6
CUTLASS	-.058	45479.0	-.022	-.061	-.007	.040	.000	-.035	.012	-.032	.033	18877.4
NOVA	.014	5807.5	.016	-.014	-.025	.057	.000	.038	-.049	-.033	.031	9200.7
LTD/GALAXIE	.016	7915.7	-.004	.009	.039	.025	.000	.070	.026	.051	.030	10713.4
APOLLO/SKYLARK	.044	5933.8	.016	.005	.013	-.053	.000	.051	-.006	-.033	.028	2700.0
VENTURA	.032	2914.6	.037	.018	.026	-.022	.000	.062	.008	-.015	.027	1800.9
CENTURY	.003	1210.0	-.007	.011	.018	.053	.000	.052	-.012	-.051	.026	7450.7

TABLE
DIFFERENCES IN EACH PARAMETER (SCALED) BETWEEN
1977 MODELS AND 1974 MODELS OF SIMILAR ROOMINESS
RANKED BY AVERAGE DIFFERENCE

MODEL NAME	WT	WT WTD	WB	W	L	H	ROOM	REAR	FRONT	SIDE	AVG	AVG WTD
IMPALA/CAPRICE	-.086	70294.3	-.126	-.042	-.097	.237	.000	-.025	-.101	-.107	.102	60283.0
HONDA	-.174	57771.0	-.142	-.247	-.192	.073	.000	-.331	-.275	-.325	.220	52511.7
RABBIT	-.218	57491.9	-.060	-.154	-.248	.307	.000	-.484	-.074	-.364	.239	45318.9
CAMARO	.179	50429.6	.116	.160	.113	-.253	.000	-.006	.195	.149	.146	29687.7
VOLARE	-.093	37387.9	-.037	-.172	-.113	.148	.000	-.085	-.145	-.027	.102	29634.5
COROLLA	-.059	23026.5	-.046	-.122	-.052	.132	.000	.031	-.137	-.229	.101	28375.9
ASPEN	-.091	29048.2	-.037	-.172	-.113	.148	.000	-.085	-.145	-.027	.102	23458.7
MONTE CARLO	.025	13491.2	.051	.045	.048	-.037	.000	-.006	.115	.150	.060	23234.1
MUSTANG II	.179	30744.6	.022	.222	.092	-.260	.000	.045	.160	.288	.159	19610.3
CUTLASS	-.058	45479.0	-.022	-.061	-.007	.040	.000	-.035	.012	-.032	.033	18877.4
DATSUN B210	-.133	30510.0	-.072	-.204	-.104	.065	.000	.049	-.110	-.139	.110	18099.3
GRANADA	.047	19902.3	.023	.100	.026	.043	.000	-.038	.081	.114	.059	18003.2
GRAND PRIX	.020	7641.1	.051	.052	.098	-.052	.000	.096	.124	.004	.062	17169.7
CELICA	.099	28182.0	.071	-.047	.082	-.160	.000	.102	-.002	-.095	.082	16868.7
FIREBIRD	.115	21047.6	.034	.093	.061	-.274	.000	-.035	.242	.153	.126	16609.1
DELTA 88	-.147	42655.8	-.105	-.082	-.051	.034	.000	.017	-.006	-.151	.074	15468.2
COUGAR	.092	21457.5	.061	.061	.095	.084	.000	.043	.232	.034	.088	14728.6
DATSUN 200SX												
CHEVETTE	-.130	18241.5	-.022	-.160	-.155	-.011	.000	-.196	-.137	-.173	.123	12441.8
LESABRE	-.157	33769.7	-.107	-.075	-.044	.049	.000	.035	-.009	-.151	.078	12123.3
MALIBU	.012	4884.6	-.001	-.027	-.014	.109	.000	.042	-.069	-.055	.041	12020.0
LTD/GALAXIE	.016	7915.7	-.004	.009	.039	.025	.000	.070	.026	.051	.030	10713.4
THUNDERBIRD	.030	11803.2	-.003	.043	.039	-.027	.000	-.009	.107	.042	.038	10656.3
DEVILLE	-.039	11641.9	-.025	-.108	-.027	.031	.000	-.051	-.031	-.079	.049	10483.4
BONNEVILLE	-.143	22707.6	-.126	-.129	-.094	-.046	.000	-.038	-.019	-.108	.088	10043.1
NOVA	.014	5807.5	.016	-.014	-.025	.057	.000	.038	-.049	-.033	.031	9200.7
LTD II	.016	4543.7	.035	.047	.060	-.035	.000	-.009	.107	.042	.044	8960.6
PACER	-.031	1903.0	-.205	.170	-.290	.009	.000	-.259	-.202	.379	.193	8545.3
PINTO	.057	12218.4	-.026	.113	.043	.003	.000	.098	.015	.083	.055	8450.7
MARK V	.174	16689.7	.114	.077	.183	-.023	.000	.108	.232	.029	.117	8110.0
CENTURY	.003	1210.0	-.007	.011	.018	.053	.000	.052	-.012	-.051	.026	7450.7
MARQUIS	.050	8590.6	.051	.012	.070	.025	.000	.046	.050	.108	.052	6379.0
ELECTRA	-.101	17762.5	-.052	-.075	-.006	.064	.000	.052	-.001	-.050	.050	6346.0
CORONA	-.017	1213.1	-.041	-.196	-.079	.269	.000	99.999	99.999	99.999	.120	6178.2
DATSUN F10	-.129	7907.5	-.027	-.203	-.168	-.070	.000	-.194	.025	-.296	.139	6129.7
CATALINA	-.124	11039.9	-.128	-.132	-.093	.084	.000	-.030	-.030	-.121	.093	5948.6
98	-.092	15506.6	-.050	-.089	-.022	.087	.000	.019	-.001	.022	.048	5804.8
SATELLITE/FURY	.051	6003.2	.045	.033	.104	.120	.000	.137	-.028	.021	.067	5709.2
CHRGR/CRNT/MONACO	.054	6169.0	.045	.033	.104	.120	.000	.137	-.028	.021	.068	5564.5
COLT	-.075	5896.2	-.075	-.186	-.078	.013	.000	.013	-.153	-.187	.098	5519.8
HORNET	.009	657.8	-.026	-.036	-.119	-.141	.000	-.227	-.121	-.127	.101	5304.8
MONZA	.152	11698.3	.042	-.028	.093	-.202	.000	.156	-.012	.069	.094	5220.5
LEMANS	-.111	9554.2	-.099	-.110	-.077	-.059	.000	-.022	-.103	-.091	.084	5204.0

TABLE
DIFFERENCES IN EACH PARAMETER (SCALED) BETWEEN
1977 MODELS AND 1974 MODELS OF SIMILAR ROOMINESS
RANKED BY AVERAGE DIFFERENCE
WEIGHTED BY NORMALIZED REGISTRATIONS

MODEL NAME	WT	WT WTD	WB	W	L	H	ROOM	REAR	FRONT	SIDE	AVG	AVG WTD
CORDOBA	.030	6023.4	.016	-.007	.037	-.058	.000	.019	-.034	.085	.036	5193.6
CONTINENTAL	.085	9398.4	.071	.010	.080	.050	.000	.045	.117	.060	.065	5156.6
DASHER	-.201	7325.0	-.117	-.290	-.156	.088	.000	-.227	-.019	-.424	.190	4994.0
AUDI	-.251	8639.9	-.181	-.217	-.199	.096	.000	-.180	-.067	-.414	.201	4974.7
MONARCH	.020	2653.5	.013	.087	.009	.041	.000	-.051	.071	.115	.051	4857.2
DATSUN 810	-.136	4215.0	-.088	-.280	-.129	.269	.000	-.123	.164	-.270	.183	4075.1
BEETLE	-.093	3533.9	-.009	-.131	-.059	.450	.000	-.046	-.097	-.284	.146	3999.5
SUNBIRD	.129	7705.4	.042	-.028	.084	-.218	.000	.150	-.030	.050	.091	3932.0
SCIROCCO	-.128	4460.3	-.018	-.067	-.193	-.075	.000	-.408	-.090	-.266	.155	3900.9
MAVERICK	-.038	3980.3	-.016	-.045	-.043	.059	.000	-.086	.020	.089	.050	3739.9
NEW YORKER	.073	5541.4	.041	.009	.081	.011	.000	.065	.129	.108	.065	3532.5
GREMLIN	.098	5500.5	-.017	.154	-.098	-.014	.000	-.178	-.100	-.020	.085	3426.4
APOLLO/SKYLARK	.044	5933.8	.016	.005	.013	-.053	.000	.051	-.006	-.033	.028	2700.0
SEVILLE	.128	7074.8	.036	-.125	-.021	.113	.000	.013	-.072	-.007	.064	2561.9
VISTA CRUISER	.070	3779.0	.028	.004	.075	.159	.000	.111	.016	-.063	.066	2558.3
VOLVO	-.090	1667.8	-.148	-.255	-.113	.322	.000	99.999	99.999	99.999	.186	2475.6
ELDORADO	.142	8096.8	.117	.022	.032	.020	.000	-.058	.074	.008	.059	2431.8
ARROW	-.054	3034.3	-.073	-.064	-.011	-.106	.000	.032	-.030	-.095	.058	2354.8
FLEETWOOD	.022	787.9	.175	-.109	.077	.180	.000	-.058	-.030	-.071	.090	2330.4
VEGA	.048	3545.2	.029	-.034	.033	-.060	.000	.054	-.035	.048	.043	2262.7
NEWPORT	.011	786.3	.041	.009	.038	.011	.000	.054	.071	.108	.043	2205.3
OMEGA	.033	2460.6	.035	.037	.030	.096	.000	.057	.017	-.015	.040	2141.3
SKYHAWK	.174	4518.7	.041	-.007	.107	-.178	.000	.158	.015	.106	.098	1834.5
VENTURA	.032	2914.6	.037	.018	.026	-.022	.000	.062	.008	-.015	.027	1800.9
FURY/GRAND FURY	.036	1831.9	.006	.000	.012	.145	.000	.040	.049	.095	.048	1760.6
STARFIRE	.145	3362.7	.041	-.007	.107	-.178	.000	.158	.017	.106	.095	1582.5
RIVIERA	-.094	2851.4	-.097	-.072	-.035	.048	.000	.042	.003	-.162	.069	1515.2
DATSUN 710	.035	784.2	.029	-.143	.015	.243	.000	.031	.097	-.136	.091	1469.3
ESTATE WAGON	-.075	2079.3	-.127	.014	-.072	.161	.000	-.007	.022	-.107	.073	1461.6
MATADOR	-.101	3055.5	-.097	-.076	-.079	.023	.000	-.075	-.076	.007	.067	1454.1
TORONADO	.067	2662.0	.014	.026	.056	-.090	.000	.002	.120	-.020	.049	1411.4
MONACO/RYL MONACO	-.029	1433.5	-.006	.016	.028	.026	.000	.035	.102	.065	.038	1367.0
BOBCAT	.040	1371.6	-.026	.113	.043	.003	.000	.098	.015	.083	.053	1300.1
ASTRE	.058	1716.3	.029	-.034	.061	-.060	.000	.110	-.026	.048	.053	1130.2
LEBARON	-.009	300.1	.005	-.081	-.009	.050	.000	.013	-.090	.067	.041	973.9
OPEL	-.077	766.6	-.022	-.160	-.024	-.114	.000	-.348	.052	-.136	.117	836.6
COMET	-.032	611.8	-.016	-.045	-.016	.083	.000	-.086	.020	.089	.049	668.9
CAPRI II	.130	879.8	.132	.086	.086	-.199	.000	99.999	99.999	99.999	.126	616.2
TOWN&COUNTRY	.094	935.5	.018	-.003	.035	.199	.000	.050	.071	.167	.080	570.7
DIPLOMAT	-.009	161.9	.005	-.081	-.009	.050	.000	.013	-.090	.067	.041	525.4
VERSAILLES	.044	375.8	-.051	-.026	-.053	.074	.000	-.053	.110	-.007	.052	321.1

TABLE
DIFFERENCES IN EACH PARAMETER (SCALED) BETWEEN
1977 MODELS AND 1974 MODELS OF SIMILAR ROOMINESS
RANKED BY AVERAGE DIFFERENCE
WEIGHTED BY NORMALIZED REGISTRATIONS

MODEL NAME	WT	WT WTD	WB	W	L	H	ROOM	REAR	FRONT	SIDE	AVG	AVG WTD
DATSUN 200SX												
AUDI	-.251	8639.9	-.181	-.217	-.199	.096	.000	-.180	-.067	-.414	.201	4974.7
RABBIT	-.218	57491.9	-.060	-.154	-.248	.307	.000	-.484	-.074	-.364	.239	45318.9
DASHER	-.201	7325.0	-.117	-.290	-.156	.088	.000	-.227	-.019	-.424	.190	4994.0
MUSTANG II	.179	30744.6	.022	.222	.092	-.260	.000	.045	.160	.288	.159	19610.3
CAMARO	.179	50429.6	.116	.160	.113	-.253	.000	-.006	.195	.149	.146	29687.7
SKYHAWK	.174	4518.7	.041	-.007	.107	-.178	.000	.158	.015	.106	.098	1834.5
MARK V	.174	16689.7	.114	.077	.183	-.023	.000	.108	.232	.029	.117	8110.0
HONDA	-.174	57771.0	-.142	-.247	-.192	.073	.000	-.331	-.275	-.325	.220	52511.7
LESABRE	-.157	33769.7	-.107	-.075	-.044	.049	.000	.035	-.009	-.151	.078	12123.3
MONZA	.152	11698.3	.042	-.028	.093	-.202	.000	.156	-.012	.069	.094	5220.5
DELTA 88	-.147	42655.8	-.105	-.082	-.051	.034	.000	.017	-.006	-.151	.074	15468.2
STARFIRE	.145	3362.7	.041	-.007	.107	-.178	.000	.158	.017	.106	.095	1582.5
BONNEVILLE	-.143	22707.6	-.126	-.129	-.094	-.046	.000	-.038	-.019	-.108	.088	10043.1
ELDORADO	.142	8096.8	.117	.022	.032	.020	.000	-.058	.074	.008	.059	2431.8
DATSUN 810	-.136	4215.0	-.088	-.280	-.129	.269	.000	-.123	.164	-.270	.183	4075.1
DATSUN B210	-.133	30510.0	-.072	-.204	-.104	.065	.000	.049	-.110	-.139	.110	18099.3
CAPRI II	.130	879.8	.132	.086	.086	-.199	.000	99.999	99.999	99.999	.126	616.2
CHEVETTE	-.130	18241.5	-.022	-.160	-.155	-.011	.000	-.196	-.137	-.173	.123	12441.8
SUNBIRD	.129	7705.4	.042	-.028	.084	-.218	.000	.150	-.030	.050	.091	3932.0
DATSUN F10	-.129	7907.5	-.027	-.203	-.168	-.070	.000	-.194	.025	-.296	.139	6129.7
SEVILLE	.128	7074.8	.036	-.125	-.021	.113	.000	.013	-.072	-.007	.064	2561.9
SCIROCCO	-.128	4460.3	-.018	-.067	-.193	-.075	.000	-.408	-.090	-.266	.155	3900.9
CATALINA	-.124	11039.9	-.128	-.132	-.093	.084	.000	-.030	-.030	-.121	.093	5948.6
FIREBIRD	.115	21047.6	.034	.093	.061	-.274	.000	-.035	.242	.153	.126	16609.1
LEMANS	-.111	9554.2	-.099	-.110	-.077	-.059	.000	-.022	-.103	-.091	.084	5204.0
ELECTRA	-.101	17762.5	-.052	-.075	-.006	.064	.000	.052	-.001	-.050	.050	6346.0
MATADOR	-.101	3055.5	-.097	-.076	-.079	.023	.000	-.075	-.076	.007	.067	1454.1
CELICA	.099	28182.0	.071	-.047	.082	-.160	.000	.102	-.002	-.095	.082	16868.7
GREMLIN	.098	5500.5	-.017	.154	-.098	-.014	.000	-.178	-.100	-.020	.085	3426.4
TOWN&COUNTRY	.094	935.5	.018	-.003	.035	.199	.000	.050	.071	.167	.080	570.7
RIVIERA	-.094	2851.4	-.097	-.072	-.035	.048	.000	.042	.003	-.162	.069	1515.2
VOLARE	-.093	37387.9	-.037	-.172	-.113	.148	.000	-.085	-.145	-.027	.102	29634.5
BEETLE	-.093	3533.9	-.009	-.131	-.059	.450	.000	-.046	-.097	-.284	.146	3999.5
COUGAR	.092	21457.5	.061	.061	.095	.084	.000	.043	.232	.034	.088	14728.6
98	-.092	15506.6	-.050	-.089	-.022	.087	.000	.019	-.001	.022	.048	5804.8
ASPEN	-.091	29048.2	-.037	-.172	-.113	.148	.000	-.085	-.145	-.027	.102	23458.7
VOLVO	-.090	1667.8	-.148	-.255	-.113	.322	.000	99.999	99.999	99.999	.186	2475.6
IMPALA/CAPRICE	-.086	70294.3	-.126	-.042	-.097	.237	.000	-.025	-.101	-.107	.102	60283.0
CONTINENTAL	.085	9398.4	.071	.010	.080	.050	.000	.045	.117	.060	.065	5156.6
OPEL	-.077	766.6	-.022	-.160	-.024	-.114	.000	-.348	.052	-.136	.117	836.6
COLT	-.075	5896.2	-.075	-.186	-.078	.013	.000	.013	-.153	-.187	.098	5519.8
ESTATE WAGON	-.075	2079.3	-.127	.014	-.072	.161	.000	-.007	.022	-.107	.073	1461.6

TABLE
DIFFERENCES IN EACH PARAMETER (SCALED) BETWEEN
1977 MODELS AND 1974 MODELS OF SIMILAR ROOMINESS
RANKED BY DIFFERENCE IN CURB WEIGHT

MODEL NAME	WT	WT WTD	WB	W	L	H	ROOM	REAR	FRONT	SIDE	AVG	AVG WTD
NEW YORKER	.073	5541.4	.041	.009	.081	.011	.000	.065	.129	.108	.065	3532.5
VISTA CRUISER	.070	3779.0	.028	.004	.075	.159	.000	.111	.016	-.063	.066	2558.3
TORONADO	.067	2662.0	.014	.026	.056	-.090	.000	.002	.120	-.020	.049	1411.4
COROLLA	-.059	23026.5	-.046	-.122	-.052	.132	.000	.031	-.137	-.229	.101	28375.9
CUTLASS	-.058	45479.0	-.022	-.061	-.007	.040	.000	-.035	.012	-.032	.033	18877.4
ASTRE	.058	1716.3	.029	-.034	.061	-.060	.000	.110	-.026	.048	.053	1130.2
PINTO	.057	12218.4	-.026	.113	.043	.003	.000	.098	.015	.083	.055	8450.7
ARROW	-.054	3034.3	-.073	-.064	-.011	-.106	.000	.032	-.030	-.095	.058	2354.8
CHRGR/CRNT/MONACO	.054	6169.0	.045	.033	.104	.120	.000	.137	-.028	.021	.068	5564.5
SATELLITE/FURY	.051	6003.2	.045	.033	.104	.120	.000	.137	-.028	.021	.067	5709.2
MARQUIS	.050	8590.6	.051	.012	.070	.025	.000	.046	.050	.108	.052	6379.0
VEGA	.048	3545.2	.029	-.034	.033	-.060	.000	.054	-.035	.048	.043	2262.7
GRANADA	.047	19902.3	.023	.100	.026	.043	.000	-.038	.081	.114	.059	18003.2
APOLLO/SKYLARK	.044	5933.8	.016	.005	.013	-.053	.000	.051	-.006	-.033	.028	2700.0
VERSAILLES	.044	375.8	-.051	-.026	-.053	.074	.000	-.053	.110	-.007	.052	321.1
BOBCAT	.040	1371.6	-.026	.113	.043	.003	.000	.098	.015	.083	.053	1300.1
DEVILLE	-.039	11641.9	-.025	-.108	-.027	.031	.000	-.051	-.031	-.079	.049	10483.4
MAVERICK	-.038	3980.3	-.016	-.045	-.043	.059	.000	-.086	.020	.089	.050	3739.9
FURY/GRAND FURY	.036	1831.9	.006	.000	.012	.145	.000	.040	.049	.095	.048	1760.6
DATSUN 710	.035	784.2	.029	-.143	.015	.243	.000	.031	.097	-.136	.091	1469.3
OMEGA	.033	2460.6	.035	.037	.030	.096	.000	.057	.017	-.015	.040	2141.3
COMET	-.032	611.8	-.016	-.045	-.016	.083	.000	-.086	.020	.089	.049	668.9
VENTURA	.032	2914.6	.037	.018	.026	-.022	.000	.062	.008	-.015	.027	1800.9
PACER	-.031	1903.0	-.205	.170	-.290	.009	.000	-.259	-.202	.379	.193	8545.3
CORDOBA	.030	6023.4	.016	-.007	.037	-.058	.000	.019	-.034	.085	.036	5193.6
THUNDERBIRD	.030	11803.2	-.003	.043	.039	-.027	.000	-.009	.107	.042	.038	10656.3
MONACO/RYL MONACO	-.029	1433.5	-.006	.016	.028	.026	.000	.035	.102	.065	.038	1367.0
MONTE CARLO	.025	13491.2	.051	.045	.048	-.037	.000	-.006	.115	.150	.060	23234.1
FLEETWOOD	.022	787.9	.175	-.109	.077	.180	.000	-.058	-.030	-.071	.090	2330.4
MONARCH	.020	2653.5	.013	.087	.009	.041	.000	-.051	.071	.115	.051	4857.2
GRAND PRIX	.020	7641.1	.051	.052	.098	-.052	.000	.096	.124	.004	.062	17169.7
CORONA	-.017	1213.1	-.041	-.196	-.079	.269	.000	99.999	99.999	99.999	.120	6178.2
LTD/GALAXIE	.016	7915.7	-.004	.009	.039	.025	.000	.070	.026	.051	.030	10713.4
LTD II	.016	4543.7	.035	.047	.060	-.035	.000	-.009	.107	.042	.044	8960.6
NOVA	.014	5807.5	.016	-.014	-.025	.057	.000	.038	-.049	-.033	.031	9200.7
MALIBU	.012	4884.6	-.001	-.027	-.014	.109	.000	.042	-.069	-.055	.041	12020.0
NEWPORT	.011	786.3	.041	.009	.038	.011	.000	.054	.071	.108	.043	2205.3
HORNET	.009	657.8	-.026	-.036	-.119	-.141	.000	-.227	-.121	-.127	.101	5304.8
LEBARON	-.009	300.1	.005	-.081	-.009	.050	.000	.013	-.090	.067	.041	973.9
DIPLOMAT	-.009	161.9	.005	-.081	-.009	.050	.000	.013	-.090	.067	.041	525.4
CENTURY	.003	1210.0	-.007	.011	.018	.053	.000	.052	-.012	-.051	.026	7450.7

TABLE
DIFFERENCES IN EACH PARAMETER (SCALED) BETWEEN
1977 MODELS AND 1974 MODELS OF SIMILAR ROOMINESS
RANKED BY DIFFERENCE IN CURB WEIGHT

MODEL NAME	WT	WT WTD	WB	W	L	H	ROOM	REAR	FRONT	SIDE	AVG	AVG WTD
IMPALA/CAPRICE	-.086	70294.3	-.126	-.042	-.097	.237	.000	-.025	-.101	-.107	.102	60283.0
HONDA	-.174	57771.0	-.142	-.247	-.192	.073	.000	-.331	-.275	-.325	.220	52511.7
RABBIT	-.218	57491.9	-.060	-.154	-.248	.307	.000	-.484	-.074	-.364	.239	45318.9
CAMARO	.179	50429.6	.116	.160	.113	-.253	.000	-.006	.195	.149	.146	29687.7
CUTLASS	-.058	45479.0	-.022	-.061	-.007	.040	.000	-.035	.012	-.032	.033	18877.4
DELTA 88	-.147	42655.8	-.105	-.082	-.051	.034	.000	.017	-.006	-.151	.074	15468.2
VOLARE	-.093	37387.9	-.037	-.172	-.113	.148	.000	-.085	-.145	-.027	.102	29634.5
LESABRE	-.157	33769.7	-.107	-.075	-.044	.049	.000	.035	-.009	-.151	.078	12123.3
MUSTANG II	.179	30744.6	.022	.222	.092	-.260	.000	.045	.160	.288	.159	19610.3
DATSUN B210	-.133	30510.0	-.072	-.204	-.104	.065	.000	.049	-.110	-.139	.110	18099.3
ASPEN	-.091	29048.2	-.037	-.172	-.113	.148	.000	-.085	-.145	-.027	.102	23458.7
CELICA	.099	28182.0	.071	-.047	.082	-.160	.000	.102	-.002	-.095	.082	16868.7
COROLLA	-.059	23026.5	-.046	-.122	-.052	.132	.000	.031	-.137	-.229	.101	28375.9
BONNEVILLE	-.143	22707.6	-.126	-.129	-.094	-.046	.000	-.038	-.019	-.108	.088	10043.1
COUGAR	.092	21457.5	.061	.061	.095	.084	.000	.043	.232	.034	.088	14728.6
FIREBIRD	.115	21047.6	.034	.093	.061	-.274	.000	-.035	.242	.153	.126	16609.1
GRANADA	.047	19902.3	.023	.100	.026	.043	.000	-.038	.081	.114	.059	18003.2
DATSUN 200SX												
CHEVETTE	-.130	18241.5	-.022	-.160	-.155	-.011	.000	-.196	-.137	-.173	.123	12441.8
ELECTRA	-.101	17762.5	-.052	-.075	-.006	.064	.000	.052	-.001	-.050	.050	6346.0
MARK V	.174	16689.7	.114	.077	.183	-.023	.000	.108	.232	.029	.117	8110.0
98	-.092	15506.6	-.050	-.089	-.022	.087	.000	.019	-.001	.022	.048	5804.8
MONTE CARLO	.025	13491.2	.051	.045	.048	-.037	.000	-.006	.115	.150	.060	23234.1
PINTO	.057	12218.4	-.026	.113	.043	.003	.000	.098	.015	.083	.055	8450.7
THUNDERBIRD	.030	11803.2	-.003	.043	.039	-.027	.000	-.009	.107	.042	.038	10656.3
MONZA	.152	11698.3	.042	-.028	.093	-.202	.000	.156	-.012	.069	.094	5220.5
DEVILLE	-.039	11641.9	-.025	-.108	-.027	.031	.000	-.051	-.031	-.079	.049	10483.4
CATALINA	-.124	11039.9	-.128	-.132	-.093	.084	.000	-.030	-.030	-.121	.093	5948.6
LEMANS	-.111	9554.2	-.099	-.110	-.077	-.059	.000	-.022	-.103	-.091	.084	5204.0
CONTINENTAL	.085	9398.4	.071	.010	.080	.050	.000	.045	.117	.060	.065	5156.6
AUDI	-.251	8639.9	-.181	-.217	-.199	.096	.000	-.180	-.067	-.414	.201	4974.7
MARQUIS	.050	8590.6	.051	.012	.070	.025	.000	.046	.050	.108	.052	6379.0
ELDORADO	.142	8096.8	.117	.022	.032	.020	.000	-.058	.074	.008	.059	2431.8
LTD/GALAXIE	.016	7915.7	-.004	.009	.039	.025	.000	.070	.026	.051	.030	10713.4
DATSUN F10	-.129	7907.5	-.027	-.203	-.168	-.070	.000	-.194	.025	-.296	.139	6129.7
SUNBIRD	.129	7705.4	.042	-.028	.084	-.218	.000	.150	-.030	.050	.091	3932.0
GRAND PRIX	.020	7641.1	.051	.052	.098	-.052	.000	.096	.124	.004	.062	17169.7
DASHER	-.201	7325.0	-.117	-.290	-.156	.088	.000	-.227	-.019	-.424	.190	4994.0
SEVILLE	.128	7074.8	.036	-.125	-.021	.113	.000	.013	-.072	-.007	.064	2561.9
CHRGR/CRNT/MONACO	.054	6169.0	.045	.033	.104	.120	.000	.137	-.028	.021	.068	5564.5
CORDOBA	.030	6023.4	.016	-.007	.037	-.058	.000	.019	-.034	.085	.036	5193.6
SATELLITE/FURY	.051	6003.2	.045	.033	.104	.120	.000	.137	-.028	.021	.067	5709.2
APOLLO/SKYLARK	.044	5933.8	.016	.005	.013	-.053	.000	.051	-.006	-.033	.028	2700.0

TABLE
DIFFERENCES IN EACH PARAMETER (SCALED) BETWEEN
1977 MODELS AND 1974 MODELS OF SIMILAR ROOMINESS
RANKED BY DIFFERENCE IN CURB WEIGHT
WEIGHTED BY NORMALIZED REGISTRATIONS

MODEL NAME	WT	WT WTD	WB	W	L	H	ROOM	REAR	FRONT	SIDE	AVG	AVG WTD
COLT	-.075	5896.2	-.075	-.186	-.078	.013	.000	.013	-.153	-.187	.098	5519.8
NOVA	.014	5807.5	.016	-.014	-.025	.057	.000	.038	-.049	-.033	.031	9200.7
NEW YORKER	.073	5541.4	.041	.009	.081	.011	.000	.065	.129	.108	.065	3532.5
GREMLIN	.098	5500.5	-.017	.154	-.098	-.014	.000	-.178	-.100	-.020	.085	3426.4
MALIBU	.012	4884.6	-.001	-.027	-.014	.109	.000	.042	-.069	-.055	.041	12020.0
LTD II	.016	4543.7	.035	.047	.060	-.035	.000	-.009	.107	.042	.044	8960.6
SKYHAWK	.174	4518.7	.041	-.007	.107	-.178	.000	.158	.015	.106	.098	1834.5
SCIROCCO	-.128	4460.3	-.018	-.067	-.193	-.075	.000	-.408	-.090	-.266	.155	3900.9
DATSUN 810	-.136	4215.0	-.088	-.280	-.129	.269	.000	-.123	.164	-.270	.183	4075.1
MAVERICK	-.038	3980.3	-.016	-.045	-.043	.059	.000	-.086	.020	.089	.050	3739.9
VISTA CRUISER	.070	3779.0	.028	.004	.075	.159	.000	.111	.016	-.063	.066	2558.3
VEGA	.048	3545.2	.029	-.034	.033	-.060	.000	.054	-.035	.048	.043	2262.7
BEETLE	-.093	3533.9	-.009	-.131	-.059	.450	.000	-.046	-.097	-.284	.146	3999.5
STARFIRE	.145	3362.7	.041	-.007	.107	-.178	.000	.158	.017	.106	.095	1582.5
MATADOR	-.101	3055.5	-.097	-.076	-.079	.023	.000	-.075	-.076	.007	.067	1454.1
ARROW	-.054	3034.3	-.073	-.064	-.011	-.106	.000	.032	-.030	-.095	.058	2354.8
VENTURA	.032	2914.6	.037	.018	.026	-.022	.000	.062	.008	-.015	.027	1800.9
RIVIERA	-.094	2851.4	-.097	-.072	-.035	.048	.000	.042	.003	-.162	.069	1515.2
TORONADO	.067	2662.0	.014	.026	.056	-.090	.000	.002	.120	-.020	.049	1411.4
MONARCH	.020	2653.5	.013	.087	.009	.041	.000	-.051	.071	.115	.051	4857.2
OMEGA	.033	2460.6	.035	.037	.030	.096	.000	.057	.017	-.015	.040	2141.3
ESTATE WAGON	-.075	2079.3	-.127	.014	-.072	.161	.000	-.007	.022	-.107	.073	1461.6
PACER	-.031	1903.0	-.205	.170	-.290	.009	.000	-.259	-.202	.379	.193	8545.3
FURY/GRAND FURY	.036	1831.9	.006	.000	.012	.145	.000	.040	.049	.095	.048	1760.6
ASTRE	.058	1716.3	.029	-.034	.061	-.060	.000	.110	-.026	.048	.053	1130.2
VOLVO	-.090	1667.8	-.148	-.255	-.113	.322	.000	99.999	99.999	99.999	.186	2475.6
MONACO/RYL MONACO	-.029	1433.5	-.006	.016	.028	.026	.000	.035	.102	.065	.038	1367.0
BOBCAT	.040	1371.6	-.026	.113	.043	.003	.000	.098	.015	.083	.053	1300.1
CORONA	-.017	1213.1	-.041	-.196	-.079	.269	.000	99.999	99.999	99.999	.120	6178.2
CENTURY	.003	1210.0	-.007	.011	.018	.053	.000	.052	-.012	-.051	.026	7450.7
TOWN&COUNTRY	.094	935.5	.018	-.003	.035	.199	.000	.050	.071	.167	.080	570.7
CAPRI II	.130	879.8	.132	.086	.086	-.199	.000	99.999	99.999	99.999	.126	616.2
FLEETWOOD	.022	787.9	.175	-.109	.077	.180	.000	-.058	-.030	-.071	.090	2330.4
NEWPORT	.011	786.3	.041	.009	.038	.011	.000	.054	.071	.108	.043	2205.3
DATSUN 710	.035	784.2	.029	-.143	.015	.243	.000	.031	.097	-.136	.091	1469.3
OPEL	-.077	766.6	-.022	-.160	-.024	-.114	.000	-.348	.052	-.136	.117	836.6
HORNET	.009	657.8	-.026	-.036	-.119	-.141	.000	-.227	-.121	-.127	.101	5304.8
COMET	-.032	611.8	-.016	-.045	-.016	.083	.000	-.086	.020	.089	.049	668.9
VERSAILLES	.044	375.8	-.051	-.026	-.053	.074	.000	-.053	.110	-.007	.052	321.1
LEBARON	-.009	300.1	.005	-.081	-.009	.050	.000	.013	-.090	.067	.041	973.9
DIPLOMAT	-.009	161.9	.005	-.081	-.009	.050	.000	.013	-.090	.067	.041	525.4

TABLE
DIFFERENCES IN EACH PARAMETER (SCALED) BETWEEN
1977 MODELS AND 1974 MODELS OF SIMILAR ROOMINESS
RANKED BY DIFFERENCE IN CURB WEIGHT
WEIGHTED BY NORMALIZED REGISTRATIONS

APPENDIX D

MODELS MOST SIMILAR TO GIVEN MODELS BASED ON AVERAGE SCALED FRACTIONAL DIFFERENCE OVER NINE DESIGN PARAMETERS

SECTION 2.3.3 OF TEXT

MODEL NAME	CURB WEIGHT	WHEELBASE	WIDTH	LENGTH	HEIGHT	ROOMINESS	REAR OVERHANG	FRONT CRUSH LENGTH	BODY SIDE THICKNESS	AVERAGE
DATSUN B210	.052	-.002	-.018	.027	.000	.023	-.019	-.035	-.116	.033
COROLLA	.047	.002	.051	-.016	.008	-.110	.013	.033	.046	.036
FIAT	.019	-.017	-.147	.040	.047	99.999	99.999	99.999	99.999	.054
SUBARU	.030	-.111	.055	-.027	-.078	99.999	99.999	99.999	99.999	.060
COLT	-.044	-.080	-.138	-.120	-.016	-.053	-.143	-.065	-.162	.091
BEETLE	.050	-.070	-.060	-.020	-.435	-.006	.058	-.065	.116	.098
CELICA	-.133	-.084	-.120	-.088	.148	-.100	-.019	-.130	-.116	.104
DASHER	.034	-.125	-.129	-.036	.000	-.207	.065	-.294	.116	.112
DATSUN 710	-.086	-.109	-.083	-.104	-.156	-.167	99.999	99.999	99.999	.117
MAZDA	-.176	-.082	-.133	-.151	-.132	99.999	99.999	99.999	99.999	.135
HONDA	.193	.130	.051	.210	.101	-.025	.370	.141	.046	.141
CORONA	-.139	-.154	-.143	-.137	-.140	-.193	99.999	99.999	99.999	.151

TABLE
1974 MODELS MOST SIMILAR TO A 1977 COLT

MODEL NAME	CURB WEIGHT	WHEELBASE	WIDTH	LENGTH	HEIGHT	ROOMINESS	REAR OVERHANG	FRONT CRUSH LENGTH	BODY SIDE THICKNESS	AVERAGE
COLT	.004	-.048	-.031	-.062	.031	.009	-.071	-.043	-.162	.051
FIAT	.063	.014	-.040	.094	.092	99.999	99.999	99.999	99.999	.061
DATSUN 710	-.036	-.076	.022	-.047	-.108	-.103	99.999	99.999	99.999	.065
COROLLA	.089	.033	.151	.039	.054	-.047	.077	.053	.046	.066
DATSUN B210	.094	.029	.084	.081	.046	.084	.046	-.013	-.116	.066
SUBARU	.073	-.079	.155	.029	-.031	99.999	99.999	99.999	99.999	.073
MAZDA	-.121	-.050	-.027	-.092	-.085	99.999	99.999	99.999	99.999	.075
CELICA	-.080	-.052	-.013	-.031	.192	-.037	.046	-.107	-.116	.075
CORONA	-.087	-.121	-.035	-.079	-.092	-.129	99.999	99.999	99.999	.091
DASHER	.077	-.093	-.022	.020	.046	-.142	.126	-.267	.116	.101
BEETLE	.092	-.038	.044	.035	-.384	.056	.120	-.043	.116	.103
DATSUN 610	-.106	-.121	-.013	-.109	-.108	-.094	-.046	-.373	.000	.108

TABLE
1974 MODELS MOST SIMILAR TO A 1977 COROLLA

MODEL NAME	CURB WEIGHT	WHEELBASE	WIDTH	LENGTH	HEIGHT	ROOMINESS	REAR OVERHANG	FRONT CRUSH LENGTH	BODY SIDE THICKNESS	AVERAGE
SATELLITE/FURY	.021	-.002	-.106	.006	.016	.108	-.002	.063	-.093	.046
CHRGR/CRNT/MONACO	.018	-.008	-.055	-.010	.008	.123	.040	-.008	-.155	.047
MALIBU	-.033	.052	-.022	.070	.008	.136	.070	-.002	-.077	.052
LEMANS	-.029	.059	-.066	.047	.085	.143	.025	-.011	-.015	.053
MATADOR	.024	.008	-.051	.021	.047	.062	.117	-.080	-.108	.057
CUTLASS	-.038	.065	-.018	.019	.016	.160	.049	-.087	-.077	.059
VISTA CRUISER	-.144	.000	-.029	-.061	-.147	.028	-.052	-.089	-.046	.066
AMBASSADOR	-.044	-.115	-.048	-.053	-.116	-.050	.025	-.095	-.077	.069
CENTURY	-.062	.056	-.110	.022	.000	.150	.065	-.072	-.108	.072
IMPALA/CAPRICE	-.119	-.094	-.113	-.074	-.062	-.068	-.034	-.078	-.031	.075
MONTEGO	-.054	.002	-.099	-.040	.023	.203	.061	-.123	-.124	.081
MONTE CARLO	-.044	.000	-.059	.013	.070	.191	.085	-.142	-.155	.084

TABLE
1974 MODELS MOST SIMILAR TO A 1977 LEMANS

MODEL NAME	CURB WEIGHT	WHEELBASE	WIDTH	LENGTH	HEIGHT	ROOMINESS	REAR OVERHANG	FRONT CRUSH LENGTH	BODY SIDE THICKNESS	AVERAGE
COLT	-.005	-.007	-.009	-.114	.023	99.999	99.999	99.999	99.999	.032
DASHER	.069	-.051	.000	-.031	.039	99.999	99.999	99.999	99.999	.038
FIAT	.055	.054	-.018	.045	.085	99.999	99.999	99.999	99.999	.051
KARMANN GHIA	.077	.012	-.048	-.036	.154	99.999	99.999	99.999	99.999	.065
DATSUN B210	.086	.068	.106	.032	.039	99.999	99.999	99.999	99.999	.066
SUBARU	.065	-.037	.176	-.021	-.039	99.999	99.999	99.999	99.999	.068
DATSUN 710	-.046	-.035	.044	-.099	-.116	99.999	99.999	99.999	99.999	.068
OPEL	-.014	-.016	-.048	-.157	.139	99.999	99.999	99.999	99.999	.075
MAZDA	-.131	-.009	-.004	-.145	-.092	99.999	99.999	99.999	99.999	.076
CELICA	-.090	-.012	.009	-.083	.185	99.999	99.999	99.999	99.999	.076
COROLLA	.081	.072	.172	-.011	.046	99.999	99.999	99.999	99.999	.076
CORONA	-.096	-.079	-.013	-.132	-.100	99.999	99.999	99.999	99.999	.084

TABLE
1974 MODELS MOST SIMILAR TO A 1977 FIAT

MODEL NAME	CURB WEIGHT	WHEELBASE	WIDTH	LENGTH	HEIGHT	ROOMINESS	REAR OVERHANG	FRONT CRUSH LENGTH	BODY SIDE THICKNESS	AVERAGE
HONDA	.122	.060	.023	.123	.086	.009	.085	.000	-.077	.065
FIAT	-.072	-.092	-.177	-.054	.031	99.999	99.999	99.999	99.999	.085
SUBARU	-.060	-.190	.028	-.124	-.094	99.999	99.999	99.999	99.999	.099
COROLLA	-.041	-.072	.023	-.113	-.008	-.075	-.384	-.124	-.077	.102
DATSUN B210	-.035	-.077	-.046	-.068	-.016	.056	-.427	-.202	-.258	.132
BEETLE	-.037	-.147	-.088	-.117	-.453	.028	-.324	-.236	.000	.159
DATSUN 710	-.188	-.187	-.112	-.205	-.172	-.132	99.999	99.999	99.999	.166
DASHER	-.055	-.205	-.158	-.134	-.016	-.171	-.316	-.498	.000	.172
CORONA	-.247	-.234	-.172	-.240	-.156	-.158	99.999	99.999	99.999	.201
MAZDA	-.288	-.160	-.163	-.254	-.148	99.999	99.999	99.999	99.999	.202
COLT	-.141	-.157	-.167	-.222	-.031	-.019	-.589	-.236	-.309	.208
CELICA	-.240	-.162	-.149	-.188	.133	-.066	-.427	-.311	-.258	.215

TABLE
1974 MODELS MOST SIMILAR TO A 1977 HONDA

MODEL NAME	CURB WEIGHT	WHEELBASE	WIDTH	LENGTH	HEIGHT	ROOMINESS	REAR OVERHANG	FRONT CRUSH LENGTH	BODY SIDE THICKNESS	AVERAGE
VISTA CRUISER	-.085	.000	.053	-.060	.145	.082	-.026	-.073	-.079	.067
AMBASSADOR	.008	-.115	.036	-.052	.174	.005	.048	-.079	-.111	.070
IMPALA/CAPRICE	-.061	-.094	-.028	-.073	.224	-.013	-.009	-.062	-.064	.070
SATELLITE/FURY	.070	-.002	-.021	.007	.297	.161	.022	.077	-.127	.087
FURY/GRAND FURY	-.059	-.109	-.046	-.057	.174	.023	-.002	-.125	-.207	.089
LEMANS	.023	.059	.018	.048	.362	.196	.048	.004	-.048	.089
CHRGR/CRNT/MONACO	.067	-.008	.028	-.009	.289	.176	.064	.007	-.191	.093
MONACO	-.076	-.121	-.036	-.069	.174	.015	-.015	-.146	-.191	.093
CATALINA	-.088	-.159	-.046	-.119	.246	-.051	-.024	-.120	.016	.096
LESABRE	-.086	-.153	-.057	-.120	.217	-.028	-.042	-.124	-.048	.097
CENTURY	-.008	.056	-.025	.023	.282	.202	.088	-.056	-.143	.098
BONNEVILLE	-.119	-.163	-.046	-.121	.239	-.041	-.018	-.122	.016	.098

TABLE
1974 MODEL'S MOST SIMILAR TO A 1977 IMPALA

MODEL NAME	CURB WEIGHT	WHEELBASE	WIDTH	LENGTH	HEIGHT	ROOMINESS	REAR OVERHANG	FRONT CRUSH LENGTH	BODY SIDE THICKNESS	AVERAGE
DATSUN 260Z	.080	.136	.022	.126	.049	.000	99.999	99.999	99.999	.069
KARMANN GHIA	.235	.048	.013	.167	-.065	.000	99.999	99.999	99.999	.088
PORSCHE	.169	.034	-.004	.199	.163	.000	99.999	99.999	99.999	.095
MAZDA	.070	.028	.056	.068	-.325	99.999	99.999	99.999	99.999	.109
MARK II	-.024	-.120	.026	-.015	-.366	99.999	99.999	99.999	99.999	.110
CORVETTE	-.187	-.032	-.189	-.073	.284	.000	99.999	99.999	99.999	.128
FIAT	.217	.090	.043	.241	-.138	99.999	99.999	99.999	99.999	.146
411/412	.100	-.041	-.056	-.051	-.569	99.999	99.999	99.999	99.999	.163
SUBARU	.225	.000	.232	.180	-.268	99.999	99.999	99.999	99.999	.181
MG	.189	.218	.280	.386	.171	.000	99.999	99.999	99.999	.207
NOVA	-.184	-.331	-.331	-.208	-.130	-8.105	99.999	99.999	99.999	1.548
NOVA	-.184	-.331	-.331	-.208	-.130	-8.105	99.999	99.999	99.999	1.548

TABLE
1974 MODELS MOST SIMILAR TO A 1977 260Z

MODEL NAME	CURB WEIGHT	WHEELBASE	WIDTH	LENGTH	HEIGHT	ROOMINESS	REAR OVERHANG	FRONT CRUSH LENGTH	BODY SIDE THICKNESS	AVERAGE
ELECTRA	-.029	.100	-.127	.011	.146	-.084	-.119	-.035	.000	.072
BONNEVILLE	.005	.142	-.116	.062	.190	-.030	-.047	-.042	.046	.076
98	-.030	.100	-.124	.003	.161	-.089	-.142	-.033	.015	.077
LESABRE	.033	.150	-.127	.063	.168	-.016	-.072	-.044	-.015	.077
AMBASSADOR	.116	.184	-.033	.126	.125	.016	.020	-.002	-.077	.078
ESTATE WAGON	-.099	.100	-.127	.015	-.081	-.102	-.110	-.035	-.031	.078
DELTA 88	.008	.142	-.124	.049	.220	-.021	-.090	-.039	.015	.079
IMPALA/CAPRICE	.055	.202	-.098	.106	.176	-.002	-.038	.014	-.031	.080
CALAIS	-.067	.050	-.124	.019	.198	-.041	-.095	-.040	-.093	.081
FLEETWOOD	-.119	-.028	-.124	-.025	.073	-.053	-.095	-.040	-.186	.082
GRAND VILLE	.011	.150	-.116	.062	.205	-.053	-.054	-.051	.031	.082
CATALINA	.032	.145	-.116	.064	.198	-.039	-.054	-.040	.046	.082

TABLE
1974 MODELS MOST SIMILAR TO A 1977 FLEETWOOD

MODEL NAME	CURB WEIGHT	WHEELBASE	WIDTH	LENGTH	HEIGHT	ROOMINESS	REAR OVERHANG	FRONT CRUSH LENGTH	BODY SIDE THICKNESS	AVERAGE
VISTA CRUISER	-.202	.000	.014	-.018	-.038	.028	.019	.022	-.133	.053
AMBASSADOR	-.097	-.115	-.004	-.010	-.008	-.050	.091	.017	-.166	.062
IMPALA/CAPRICE	-.175	-.094	-.068	-.031	.045	-.068	.036	.033	-.116	.074
MATADOR	-.024	.008	-.007	.063	.151	.062	.179	.031	-.199	.080
LTD/GALAXIE	-.190	-.096	-.090	-.048	.061	.000	.023	-.021	-.215	.083
FURY/GRAND FURY	-.173	-.109	-.086	-.015	-.008	-.032	.043	-.026	-.265	.084
CHRGR/CRNT/MONACO	-.031	-.008	-.011	.032	.113	.123	.106	.096	-.249	.085
SATELLITE/FURY	-.027	-.002	-.061	.048	.121	.108	.066	.160	-.182	.086
CATALINA	-.205	-.159	-.086	-.076	.068	-.107	.021	-.021	-.033	.086
MONACO	-.191	-.121	-.076	-.027	-.008	-.040	.030	-.045	-.249	.087
LESABRE	-.203	-.153	-.097	-.077	.038	-.083	.004	-.024	-.099	.087
BONNEVILLE	-.240	-.163	-.086	-.078	.061	-.097	.028	-.022	-.033	.090

TABLE
1974 MODELS MOST SIMILAR TO A 1977 LESABRE

MODEL NAME	CURB WEIGHT	WHEELBASE	WIDTH	LENGTH	HEIGHT	ROOMINESS	REAR OVERHANG	FRONT CRUSH LENGTH	BODY SIDE THICKNESS	AVERAGE
VISTA CRUISER	-.123	.056	.014	.020	-.023	.028	.036	.031	-.015	.038
AMBASSADOR	-.026	-.056	-.004	.027	.008	-.050	.107	.026	-.045	.039
IMPALA/CAPRICE	-.098	-.035	-.068	.007	.060	-.068	.052	.041	.000	.048
LTD/GALAXIE	-.111	-.037	-.090	-.010	.075	.000	.040	-.012	-.090	.052
FURY/GRAND FURY	-.096	-.050	-.086	.022	.008	-.032	.059	-.017	-.136	.056
MONACO	-.113	-.062	-.076	.011	.008	-.040	.046	-.036	-.121	.057
LESABRE	-.124	-.093	-.097	-.038	.053	-.083	.021	-.015	.015	.060
MONTEREY	-.139	-.090	-.090	-.046	.053	-.018	.029	-.022	-.136	.069
DELTA 88	-.155	-.103	-.094	-.053	.106	-.088	.004	-.010	.045	.073
CATALINA	-.125	-.099	-.086	-.037	.083	-.107	.038	-.012	.075	.074
MARQUIS	-.192	-.091	-.086	-.047	.060	-.013	.031	-.024	-.136	.076
BONNEVILLE	-.158	-.103	-.086	-.039	.075	-.097	.044	-.014	.075	.077

TABLE
1974 MODELS MOST SIMILAR TO A 1977 ELECTRA

MODEL NAME	CURB WEIGHT	WHEELBASE	WIDTH	LENGTH	HEIGHT	ROOMINESS	REAR OVERHANG	FRONT CRUSH LENGTH	BODY SIDE THICKNESS	AVERAGE
MATADOR	.010	.008	-.059	.024	.062	.078	.125	.024	-.143	.059
CUTLASS	-.054	.065	-.026	.022	.031	.176	.058	.017	-.111	.062
AMBASSADOR	-.060	-.115	-.055	-.050	-.101	-.033	.033	.010	-.111	.063
VISTA CRUISER	-.161	.000	-.037	-.058	-.131	.045	-.042	.016	-.079	.063
CHRGR/CRNT/MONACO	.003	-.008	-.062	-.007	.023	.139	.049	.090	-.191	.064
SATELLITE/FURY	.007	-.002	-.114	.009	.031	.124	.007	.154	-.127	.064
IMPALA/CAPRICE	-.136	-.094	-.121	-.071	-.046	-.051	-.025	.026	-.064	.070
LEMANS	-.044	.059	-.073	.050	.101	.159	.033	.087	-.048	.073
MALIBU	-.048	.052	-.029	.073	.023	.153	.078	.095	-.111	.074
CENTURY	-.078	.056	-.117	.025	.015	.166	.074	.031	-.143	.078
MONTEGO	-.070	.002	-.106	-.036	.039	.219	.069	-.016	-.159	.080
GRAND PRIX	-.103	.000	-.077	-.032	.093	.192	-.009	-.036	-.191	.082

TABLE
1974 MODELS MOST SIMILAR TO A 1977 BONNEVILLE

MODEL NAME	CURB WEIGHT	WHEELBASE	WIDTH	LENGTH	HEIGHT	ROOMINESS	REAR OVERHANG	FRONT CRUSH LENGTH	BODY SIDE THICKNESS	AVERAGE
VISTA CRUISER	-.133	.000	-.040	-.056	.000	.064	-.033	.005	-.097	.048
AMBASSADOR	-.035	-.115	-.059	-.048	.030	-.013	.042	.000	-.129	.052
IMPALA/CAPRICE	-.108	-.094	-.125	-.069	.082	-.031	-.016	.016	-.081	.069
CUTLASS	-.029	.065	-.029	.024	.157	.195	.066	.007	-.129	.078
MATADOR	.033	.008	-.062	.026	.187	.097	.133	.014	-.161	.080
FURY/GRAND FURY	-.106	-.109	-.143	-.053	.030	.005	-.009	-.044	-.226	.080
CHRGR/CRNT/MONACO	.027	-.008	-.066	-.005	.150	.159	.058	.081	-.209	.085
MONACO	-.123	-.121	-.132	-.065	.030	-.003	-.022	-.063	-.209	.085
SATELLITE/FURY	.030	-.002	-.118	.011	.157	.144	.016	.145	-.145	.085
CATALINA	-.136	-.159	-.143	-.114	.105	-.069	-.031	-.038	.000	.088
LEMANS	-.019	.059	-.077	.052	.225	.178	.042	.077	-.064	.088
MALIBU	-.023	.052	-.033	.075	.150	.172	.086	.086	-.129	.089

TABLE
1974 MODELS MOST SIMILAR TO A 1977 CATALINA

MODEL NAME	CURB WEIGHT	WHEELBASE	WIDTH	LENGTH	HEIGHT	ROOMINESS	REAR OVERHANG	FRONT CRUSH LENGTH	BODY SIDE THICKNESS	AVERAGE
VISTA CRUISER	-.188	.000	.007	-.025	-.053	.032	.002	.026	-.133	.052
AMBASSADOR	-.083	-.115	-.011	-.017	-.023	-.047	.075	.021	-.166	.062
IMPALA/CAPRICE	-.161	-.094	-.076	-.038	.030	-.065	.019	.036	-.116	.071
MATADOR	-.012	.008	-.014	.056	.137	.065	.164	.034	-.199	.076
LTD/GALAXIE	-.175	-.096	-.097	-.055	.046	.003	.006	-.017	-.215	.079
CHRGR/CRNT/MONACO	-.019	-.008	-.018	.025	.099	.126	.091	.100	-.249	.081
SATELLITE/FURY	-.015	-.002	-.069	.041	.106	.111	.050	.163	-.182	.082
CATALINA	-.190	-.159	-.094	-.083	.053	-.103	.004	-.017	-.033	.082
FURY/GRAND FURY	-.158	-.109	-.094	-.022	-.023	-.028	.026	-.022	-.265	.083
LESABRE	-.189	-.153	-.105	-.084	.023	-.080	-.013	-.021	-.099	.085
BONNEVILLE	-.225	-.163	-.094	-.085	.046	-.093	.011	-.019	-.033	.085
MONACO	-.177	-.121	-.083	-.034	-.023	-.037	.013	-.041	-.249	.086

TABLE
1974 MODELS MOST SIMILAR TO A 1977 DELTA 88

MODEL NAME	CURB WEIGHT	WHEELBASE	WIDTH	LENGTH	HEIGHT	ROOMINESS	REAR OVERHANG	FRONT CRUSH LENGTH	BODY SIDE THICKNESS	AVERAGE
VISTA CRUISER	-.072	-.002	.111	-.033	.074	.087	-.009	.055	-.079	.058
IMPALA/CAPRICE	-.049	-.096	.031	-.046	.155	-.008	.009	.065	-.064	.058
FURY/GRAND FURY	-.047	-.111	.014	-.030	.103	.028	.015	.008	-.207	.063
MONACO	-.063	-.123	.024	-.042	.103	.020	.002	-.010	-.191	.064
LESABRE	-.073	-.155	.003	-.092	.147	-.023	-.024	.010	-.048	.064
AMBASSADOR	.020	-.117	.094	-.025	.103	.010	.065	.050	-.111	.066
CATALINA	-.075	-.161	.014	-.091	.177	-.046	-.007	.013	.016	.067
GRAND VILLE	-.098	-.155	.014	-.093	.184	-.059	-.007	.003	.000	.068
BONNEVILLE	-.106	-.165	.014	-.093	.169	-.036	.000	.012	.016	.068
LTD/GALAXIE	-.061	-.098	.010	-.063	.169	.059	-.004	.013	-.159	.071
DELTA 88	-.102	-.165	.007	-.107	.199	-.028	-.041	.015	-.016	.076
MONTEREY	-.088	-.151	.010	-.100	.147	.041	-.015	.003	-.207	.085

TABLE
1974 MODELS MOST SIMILAR TO A 1977 ESTATE WAGON

MODEL NAME	CURB WEIGHT	WHEELBASE	WIDTH	LENGTH	HEIGHT	ROOMINESS	REAR OVERHANG	FRONT CRUSH LENGTH	BODY SIDE THICKNESS	AVERAGE
MONACO	.009	-.087	.000	.010	-.038	-.150	-.050	.119	.000	.051
LTD/GALAXIE	.010	-.062	-.014	-.011	.030	-.109	-.057	.139	.027	.051
FURY/GRAND FURY	.024	-.075	-.011	.022	-.038	-.141	-.036	.135	-.014	.055
RIVIERA	-.044	-.081	-.025	-.044	.069	-.131	-.016	.036	.068	.057
TORONADO	-.063	-.081	-.007	-.060	.099	-.097	-.047	.041	.027	.058
MARKIV	-.138	-.051	-.018	-.063	.099	-.019	-.032	.021	-.096	.059
MONTEREY	-.014	-.115	-.014	-.047	.008	-.128	-.068	.130	-.014	.060
GRAND PRIX	.049	.032	.049	.043	.152	.072	-.027	.132	.000	.062
THUNDERBIRD	-.102	-.051	-.014	-.028	.122	-.019	.014	.081	-.123	.062
ELDORADO	-.115	-.162	-.018	-.022	.038	-.075	.036	.098	.000	.063
TORINO	.063	.038	.007	.056	.099	.060	.045	.136	-.068	.064
MARQUIS	-.060	-.117	-.011	-.048	.015	-.123	-.066	.129	-.014	.065

TABLE
1974 MODELS MOST SIMILAR TO A 1977 COUGAR

MODEL NAME	CURB WEIGHT	WHEELBASE	WIDTH	LENGTH	HEIGHT	ROOMINESS	REAR OVERHANG	FRONT CRUSH LENGTH	BODY SIDE THICKNESS	AVERAGE
VISTA CRUISER	-.123	.000	.014	-.018	-.038	.018	.019	.031	-.133	.044
AMBASSADOR	-.025	-.115	-.004	-.010	-.008	-.060	.091	.026	-.166	.056
IMPALA/CAPRICE	-.098	-.094	-.068	-.031	.045	-.078	.036	.041	-.116	.068
LTD/GALAXIE	-.111	-.096	-.090	-.048	.061	-.010	.023	-.012	-.215	.074
FURY/GRAND FURY	-.095	-.109	-.086	-.015	-.008	-.042	.043	-.017	-.265	.076
CATALINA	-.125	-.159	-.086	-.076	.068	-.117	.021	-.012	-.033	.077
LESABRE	-.124	-.153	-.097	-.077	.038	-.093	.004	-.015	-.099	.078
MONACO	-.113	-.121	-.076	-.027	-.008	-.050	.030	-.036	-.249	.079
BONNEVILLE	-.158	-.163	-.086	-.078	.061	-.107	.028	-.014	-.033	.081
MATADOR	.042	.008	-.007	.063	.151	.052	.179	.039	-.199	.082
MONTEGO	-.035	.002	-.054	.003	.129	.193	.125	.000	-.215	.084
CUTLASS	-.019	.065	.025	.061	.121	.150	.115	.032	-.166	.084

TABLE
1974 MODELS MOST SIMILAR TO A 1977 RIVIERA

MODEL NAME	CURB WEIGHT	WHEELBASE	WIDTH	LENGTH	HEIGHT	ROOMINESS	REAR OVERHANG	FRONT CRUSH LENGTH	BODY SIDE THICKNESS	AVERAGE
FIAT	.113	-.017	-.026	.133	-.138	99.999	99.999	99.999	99.999	.085
MAZDA	-.059	-.082	-.013	-.050	-.325	99.999	99.999	99.999	99.999	.106
CELICA	-.021	-.084	.000	.010	-.033	-.370	-.295	.183	.097	.122
OPEL	.049	-.089	-.057	-.061	-.081	-.378	-.477	-.031	.000	.136
CAPRI II	.003	-.212	-.079	-.051	.057	-.240	-.256	.163	-.193	.139
SUBARU	.122	-.111	.168	.069	-.268	99.999	99.999	99.999	99.999	.148
COLT	.058	-.080	-.018	-.020	-.203	-.320	-.445	.232	.058	.159
DATSUN B210	.142	-.002	.097	.120	-.187	-.240	-.295	.255	.097	.159
DATSUN 710	.020	-.109	.035	-.005	-.349	-.440	99.999	99.999	99.999	.160
GREMLIN	-.137	-.097	-.335	-.004	-.089	-.456	-.134	.126	-.077	.162
VEGA	-.055	-.121	-.106	-.069	.033	-.384	-.421	.163	-.116	.163
DASHER	.126	-.125	-.009	.060	-.187	-.482	-.193	.061	.290	.170

TABLE
1974 MODELS MOST SIMILAR TO A 1977 200SX

MODEL NAME	CURB WEIGHT	WHEELBASE	WIDTH	LENGTH	HEIGHT	ROOMINESS	REAR OVERHANG	FRONT CRUSH LENGTH	BODY SIDE THICKNESS	AVERAGE
FIAT	.044	.038	-.081	.121	-.155	99.999	99.999	99.999	99.999	.088
CELICA	-.102	-.028	-.054	-.003	-.049	-.039	-.456	.092	.000	.091
DATSUN 710	-.057	-.052	-.018	-.018	-.367	-.105	99.999	99.999	99.999	.103
SUBARU	.055	-.054	.117	.056	-.285	99.999	99.999	99.999	99.999	.114
MAZDA	-.143	-.026	-.067	-.063	-.343	99.999	99.999	99.999	99.999	.128
COLT	-.016	-.024	-.072	-.033	-.220	.007	-.620	.145	-.042	.131
DASHER	.059	-.068	-.063	.048	-.204	-.144	-.343	-.042	.211	.131
DATSUN B210	.077	.052	.045	.108	-.204	.082	-.456	.170	.000	.133
CORONA	-.108	-.097	-.076	-.050	-.351	-.131	99.999	99.999	99.999	.135
OPEL	-.025	-.033	-.112	-.074	-.098	-.047	-.655	-.143	-.105	.144
COROLLA	.072	.057	.112	.067	-.196	-.049	-.412	.226	.148	.149
CAPRI II	-.075	-.153	-.135	-.064	.041	.082	-.412	.069	-.316	.150

TABLE
1974 MODELS MOST SIMILAR TO A 1977 OPEL

MODEL NAME	CURB WEIGHT	WHEELBASE	WIDTH	LENGTH	HEIGHT	ROOMINESS	REAR OVERHANG	FRONT CRUSH LENGTH	BODY SIDE THICKNESS	AVERAGE
FIAT	-.026	.038	-.090	-.012	-.048	99.999	99.999	99.999	99.999	.043
DATSUN B210	.009	.052	.036	-.026	-.095	.092	-.213	-.013	-.044	.064
COROLLA	.003	.057	.104	-.070	-.087	-.039	-.175	.053	.109	.078
SUBARU	-.014	-.054	.108	-.081	-.175	99.999	99.999	99.999	99.999	.086
CELICA	-.186	-.028	-.063	-.144	.056	-.030	-.213	-.107	-.044	.097
COLT	-.092	-.024	-.081	-.176	-.111	.017	-.355	-.043	-.088	.110
DASHER	-.010	-.068	-.072	-.090	-.095	-.134	-.116	-.267	.175	.114
BEETLE	.007	-.014	-.005	-.074	-.541	.063	-.123	-.043	.175	.116
DATSUN 710	-.137	-.052	-.027	-.160	-.255	-.095	99.999	99.999	99.999	.121
HONDA	.158	.181	.104	.161	.008	.045	.235	.160	.109	.129
MAZDA	-.231	-.026	-.077	-.208	-.231	99.999	99.999	99.999	99.999	.154
CORONA	-.192	-.097	-.086	-.194	-.239	-.121	99.999	99.999	99.999	.155

TABLE
1974 MODELS MOST SIMILAR TO A 1976 CHEVETTE

MODEL NAME	CURB WEIGHT	WHEELBASE	WIDTH	LENGTH	HEIGHT	ROOMINESS	REAR OVERHANG	FRONT CRUSH LENGTH	BODY SIDE THICKNESS	AVERAGE
VEGA	.122	.000	.000	.047	-.050	-.035	.065	.037	.034	.043
CAPRI II	.168	-.087	.026	.064	-.025	.099	.183	.037	-.034	.080
PINTO	.116	.064	-.174	.070	-.091	-.063	.104	-.037	-.034	.084
MUSTANG II	.043	.018	-.204	.052	.033	.043	.172	-.127	-.102	.088
OPEL	.205	.030	.047	.054	-.166	-.030	.025	-.182	.136	.097
CELICA	.149	.034	.102	.122	-.116	-.022	.155	.060	.222	.109
GREMLIN	.056	.023	-.221	.109	-.174	-.103	.270	-.005	.068	.114
COLT	.212	.039	.085	.093	-.290	.024	.048	.115	.188	.122
HORNET	.009	-.252	-.238	-.093	-.157	-.242	.132	.000	.068	.133
MARK II	.031	-.110	.060	-.017	-.456	99.999	99.999	99.999	99.999	.135
MAVERICK	.010	-.211	-.221	-.132	-.224	-.222	-.017	-.122	-.085	.138
MAZDA	.119	.037	.089	.065	-.414	99.999	99.999	99.999	99.999	.145

TABLE
1974 MODELS MOST SIMILAR TO A 1975 MONZA

MODEL NAME	CURB WEIGHT	WHEELBASE	WIDTH	LENGTH	HEIGHT	ROOMINESS	REAR OVERHANG	FRONT CRUSH LENGTH	BODY SIDE THICKNESS	AVERAGE
HORNET	.072	-.178	.217	-.184	.071	.012	-.026	-.090	.395	.138
GREMLIN	.116	.089	.231	.026	.055	.145	.131	-.095	.395	.142
CHALLENGER	-.029	-.222	-.014	-.330	.165	.016	-.198	-.329	.084	.154
BARRACUDA	-.023	-.178	.051	-.292	.165	.085	-.234	-.276	.084	.154
JAVELIN	.016	-.222	.058	-.287	.133	.117	-.048	-.281	.239	.156
PINTO	.171	.129	.271	-.014	.133	.182	-.058	-.129	.323	.157
MAVERICK	.073	-.138	.231	-.224	.008	.032	-.195	-.222	.287	.157
MUSTANG II	.103	.084	.246	-.033	.251	.283	.019	-.226	.275	.169
COMET	.068	-.142	.235	-.264	.008	.028	-.195	-.316	.287	.172
CORONA	.197	.036	.487	-.006	-.181	.134	99.999	99.999	99.999	.174
VEGA	.176	.067	.419	-.038	.173	.209	-.102	-.050	.371	.178
CAPRI II	.219	-.018	.440	-.020	.196	.336	.032	-.050	.323	.182

TABLE
1974 MODELS MOST SIMILAR TO A 1977 PACER

MODEL NAME	CURB WEIGHT	WHEELBASE	WIDTH	LENGTH	HEIGHT	ROOMINESS	REAR OVERHANG	FRONT CRUSH LENGTH	BODY SIDE THICKNESS	AVERAGE
VEGA	.103	.000	.000	.047	-.050	-.043	.065	.039	.034	.042
CAPRI II	.151	-.087	.026	.064	-.025	.092	.183	.039	-.034	.078
PINTO	.098	.064	-.174	.070	-.091	-.071	.104	-.034	-.034	.082
MUSTANG II	.022	.018	-.204	.052	.033	.035	.172	-.124	-.102	.085
OPEL	.189	.030	.047	.054	-.166	-.037	.025	-.179	.136	.096
CELICA	.131	.034	.102	.122	-.116	-.030	.155	.062	.222	.108
GREMLIN	.036	.023	-.221	.109	-.174	-.110	.270	-.002	.068	.113
COLT	.196	.039	.085	.093	-.290	.017	.048	.117	.188	.119
MARK II	.009	-.110	.060	-.017	-.456	99.999	99.999	99.999	99.999	.130
HORNET	-.012	-.252	-.238	-.093	-.157	-.250	.132	.002	.068	.134
MAVERICK	-.011	-.211	-.221	-.132	-.224	-.230	-.017	-.120	-.085	.139
MAZDA	.100	.037	.089	.065	-.414	99.999	99.999	99.999	99.999	.141

TABLE
1974 MODELS MOST SIMILAR TO A 1977 SKYHAWK

MODEL NAME	CURB WEIGHT	WHEELBASE	WIDTH	LENGTH	HEIGHT	ROOMINESS	REAR OVERHANG	FRONT CRUSH LENGTH	BODY SIDE THICKNESS	AVERAGE
FIAT	-.082	.042	-.009	-.060	.195	99.999	99.999	99.999	99.999	.078
DATSUN 710	-.200	-.047	.053	-.211	.000	.013	99.999	99.999	99.999	.087
SUBARU	-.070	-.049	.184	-.130	.075	99.999	99.999	99.999	99.999	.102
CORONA	-.259	-.092	-.004	-.246	.015	-.013	99.999	99.999	99.999	.105
DASHER	-.065	-.063	.009	-.140	.150	-.026	-.442	-.138	.049	.120
MAZDA	-.300	-.021	.004	-.260	.022	99.999	99.999	99.999	99.999	.122
BEETLE	-.047	-.009	.075	-.123	-.270	.168	-.451	.065	.049	.140
HONDA	.114	.186	.180	.117	.247	.150	-.009	.249	-.025	.142
COROLLA	-.051	.061	.180	-.119	.157	.068	-.516	.152	-.025	.148
DATSUN B210	-.045	.056	.114	-.074	.150	.195	-.562	.092	-.197	.165
CELICA	-.252	-.023	.018	-.194	.292	.077	-.562	.007	-.197	.180
COLT	-.152	-.019	.000	-.228	.135	.122	-.737	.065	-.247	.189

TABLE
1974 MODELS MOST SIMILAR TO A 1977 RABBIT

MODEL NAME	CURB WEIGHT	WHEELBASE	WIDTH	LENGTH	HEIGHT	ROOMINESS	REAR OVERHANG	FRONT CRUSH LENGTH	BODY SIDE THICKNESS	AVERAGE
VOLVO	.078	.000	-.004	.046	.036	-.086	99.999	99.999	99.999	.042
MARK II	.081	.047	.124	.138	.109	99.999	99.999	99.999	99.999	.100
AUDI	.219	.064	.012	.155	.189	-.004	99.999	99.999	99.999	.107
COMET	.057	-.051	-.145	-.004	.313	.074	99.999	99.999	99.999	.107
411/412	.190	.120	.046	.105	-.073	99.999	99.999	99.999	99.999	.107
MAVERICK	.062	-.047	-.149	.031	.313	.077	99.999	99.999	99.999	.113
DART	.002	-.134	-.129	-.093	.276	.058	99.999	99.999	99.999	.115
VALIANT	.013	-.111	-.187	-.053	.276	.082	99.999	99.999	99.999	.120
HORNET	.061	-.085	-.166	.067	.371	.058	99.999	99.999	99.999	.135
NOVA	-.059	-.149	-.220	-.042	.320	.028	99.999	99.999	99.999	.136
OMEGA	-.086	-.149	-.241	-.073	.327	.019	99.999	99.999	99.999	.149
APOLLO/SKYLARK	-.125	-.149	-.237	-.082	.291	.023	99.999	99.999	99.999	.151

TABLE
1974 MODELS MOST SIMILAR TO A 1977 VOLVO

MODEL NAME	CURB WEIGHT	WHEELBASE	WIDTH	LENGTH	HEIGHT	ROOMINESS	REAR OVERHANG	FRONT CRUSH LENGTH	BODY SIDE THICKNESS	AVERAGE
FIREBIRD	.018	.000	-.008	.009	-.034	-.004	.019	.004	.000	.011
CAMARO	.031	.000	-.023	.015	-.017	.009	.017	.016	.000	.014
BARRACUDA	.094	.000	-.099	.013	-.161	.014	-.036	.123	-.145	.076
CHALLENGER	.088	-.041	-.168	-.020	-.161	-.056	-.006	.085	-.145	.086
JAVELIN	.127	-.041	-.091	.018	-.195	.047	.125	.119	.044	.090
COMET	.173	.033	.095	.037	-.331	-.043	-.003	.094	.102	.101
VENTURA	.062	-.062	.019	-.029	-.255	-.084	-.164	.160	.131	.107
OMEGA	.051	-.062	.008	-.030	-.314	-.099	-.167	.160	.131	.113
MAVERICK	.177	.037	.091	.073	-.331	-.040	-.003	.162	.102	.113
APOLLO/SKYLARK	.017	-.062	.011	-.039	-.357	-.095	-.178	.153	.131	.116
NOVA	.074	-.062	.027	.001	-.323	-.090	-.164	.208	.131	.120
VALIANT	.135	-.025	.057	-.010	-.374	-.034	-.198	.254	.131	.135

TABLE
1974 MODELS MOST SIMILAR TO A 1976 FIREBIRD

MODEL NAME	CURB WEIGHT	WHEELBASE	WIDTH	LENGTH	HEIGHT	ROOMINESS	REAR OVERHANG	FRONT CRUSH LENGTH	BODY SIDE THICKNESS	AVERAGE
CAMARO	-.007	.000	.015	-.004	-.017	-.027	.000	-.002	.000	.008
FIREBIRD	-.021	.000	.030	-.011	-.034	-.040	.003	-.014	.000	.017
BARRACUDA	.058	.000	-.060	-.007	-.161	-.022	-.054	.107	-.145	.068
JAVELIN	.093	-.041	-.053	-.002	-.195	.011	.110	.103	.044	.072
CHALLENGER	.053	-.041	-.128	-.040	-.161	-.092	-.023	.069	-.145	.083
COMET	.141	.033	.131	.018	-.331	-.080	-.020	.078	.102	.104
VENTURA	.025	-.062	.056	-.049	-.255	-.121	-.183	.145	.131	.114
MAVERICK	.145	.037	.128	.053	-.331	-.076	-.020	.146	.102	.115
OMEGA	.013	-.062	.045	-.050	-.314	-.136	-.186	.145	.131	.120
NOVA	.037	-.062	.064	-.019	-.323	-.127	-.183	.193	.131	.126
APOLLO/SKYLARK	-.022	-.062	.049	-.059	-.357	-.132	-.197	.137	.131	.127
VALIANT	.102	-.025	.094	-.030	-.374	-.071	-.217	.240	.131	.142

TABLE
1974 MODELS MOST SIMILAR TO A 1977 CAMARO

MODEL NAME	CURB WEIGHT	WHEELBASE	WIDTH	LENGTH	HEIGHT	ROOMINESS	REAR OVERHANG	FRONT CRUSH LENGTH	BODY SIDE THICKNESS	AVERAGE
COROLLA	.000	.002	.000	.000	.000	.000	.000	.000	.000	.000
SUBARU	-.018	-.111	.005	-.011	-.086	99.999	99.999	99.999	99.999	.046
DATSUN B210	.006	-.002	-.070	.042	-.008	.130	-.033	-.070	-.169	.059
FIAT	-.030	-.017	-.202	.056	.039	99.999	99.999	99.999	99.999	.069
DASHER	-.013	-.125	-.183	-.020	-.008	-.094	.053	-.336	.072	.101
BEETLE	.003	-.070	-.113	-.004	-.444	.102	.046	-.101	.072	.106
COLT	-.095	-.080	-.192	-.103	-.023	.056	-.158	-.101	-.218	.114
CELICA	-.190	-.084	-.173	-.072	.140	.009	-.033	-.168	-.169	.115
DATSUN 710	-.140	-.109	-.136	-.087	-.164	-.056	99.999	99.999	99.999	.115
HONDA	.155	.130	.000	.224	.093	.083	.361	.112	.000	.129
CORONA	-.197	-.154	-.197	-.121	-.148	-.081	99.999	99.999	99.999	.150
MAZDA	-.235	-.082	-.188	-.134	-.140	99.999	99.999	99.999	99.999	.156

TABLE
1974 MODELS MOST SIMILAR TO A 1974 COROLLA

MODEL NAME	CURB WEIGHT	WHEELBASE	WIDTH	LENGTH	HEIGHT	ROOMINESS	REAR OVERHANG	FRONT CRUSH LENGTH	BODY SIDE THICKNESS	AVERAGE
MUSTANG II	.021	.000	.000	.000	.008	-.104	.000	.000	.000	.015
PINTO	.096	.046	.028	.019	-.117	-.213	-.078	.081	.063	.082
CAPRI II	.150	-.106	.214	.012	-.050	-.046	.013	.147	.063	.089
GREMLIN	.034	.005	-.016	.058	-.200	-.254	.114	.110	.157	.105
VEGA	.102	-.018	.190	-.005	-.075	-.185	-.123	.147	.125	.108
OPEL	.187	.012	.234	.002	-.192	-.179	-.169	-.050	.219	.138
CELICA	.130	.016	.285	.072	-.142	-.171	-.019	.168	.298	.145
MAVERICK	-.013	-.231	-.016	-.188	-.250	-.377	-.218	.004	.016	.146
HORNET	-.014	-.272	-.032	-.149	-.183	-.398	-.045	.114	.157	.152
JAVELIN	-.077	-.318	-.206	-.250	-.117	-.285	-.068	-.046	-.047	.157
COMET	-.018	-.235	-.012	-.228	-.250	-.381	-.218	-.075	.016	.159
MAZDA	.099	.018	.273	.014	-.442	99.999	99.999	99.999	99.999	.169

TABLE
1974 MODELS MOST SIMILAR TO A 1976 MUSTANG II

MODEL NAME	CURB WEIGHT	WHEELBASE	WIDTH	LENGTH	HEIGHT	ROOMINESS	REAR OVERHANG	FRONT CRUSH LENGTH	BODY SIDE THICKNESS	AVERAGE
CAPRI II	.093	.004	.091	.012	.041	.000	99.999	99.999	99.999	.040
VEGA	.042	.088	.066	-.005	.016	-.137	99.999	99.999	99.999	.059
MUSTANG II	-.046	.106	-.133	.000	.098	-.057	99.999	99.999	99.999	.073
PINTO	.036	.149	-.104	.019	-.024	-.166	99.999	99.999	99.999	.083
OPEL	.134	.116	.112	.002	-.098	-.131	99.999	99.999	99.999	.099
CELICA	.072	.121	.166	.072	-.049	-.124	99.999	99.999	99.999	.101
GREMLIN	-.032	.110	-.149	.058	-.106	-.206	99.999	99.999	99.999	.110
COLT	.142	.125	.149	.042	-.220	-.076	99.999	99.999	99.999	.126
MARK II	-.060	-.018	.124	-.071	-.383	99.999	99.999	99.999	99.999	.131
MAZDA	.038	.123	.154	.014	-.343	99.999	99.999	99.999	99.999	.134
DATSUN 610	.051	.057	.166	-.002	-.367	-.181	99.999	99.999	99.999	.137
CORONA	.067	.057	.145	.026	-.351	-.217	99.999	99.999	99.999	.144

TABLE
1974 MODELS MOST SIMILAR TO A 1977 CAPRI II

MODEL NAME	CURB WEIGHT	WHEELBASE	WIDTH	LENGTH	HEIGHT	ROOMINESS	REAR OVERHANG	FRONT CRUSH LENGTH	BODY SIDE THICKNESS	AVERAGE
HORNET	.089	.000	.000	-.012	-.090	.012	.006	-.014	.000	.025
MAVERICK	.090	.037	.016	-.049	-.155	.032	-.159	-.138	-.163	.093
JAVELIN	.034	-.041	-.172	-.107	-.024	.117	-.016	-.194	-.236	.105
COMET	.086	.033	.020	-.086	-.155	.028	-.159	-.226	-.163	.106
NOVA	-.027	-.062	-.051	-.125	-.147	-.018	-.340	-.077	-.127	.108
VALIANT	.043	-.025	-.020	-.136	-.196	.037	-.378	-.016	-.127	.109
GREMLIN	.132	.247	.016	.183	-.106	.145	.159	-.019	.000	.112
VENTURA	-.039	-.062	-.059	-.156	-.082	-.012	-.340	-.140	-.127	.113
PINTO	.186	.284	.059	.146	-.024	.182	-.025	-.051	-.109	.118
DART	.032	-.047	.035	-.178	-.196	.012	-.340	-.103	-.127	.119
OMEGA	-.053	-.062	-.070	-.157	-.139	-.027	-.343	-.140	-.127	.124
VEGA	.191	.226	.219	.124	.016	.209	-.069	.023	-.036	.124

TABLE
1974 MODELS MOST SIMILAR TO A 1977 NORNET

MODEL NAME	CURB WEIGHT	WHEELBASE	WIDTH	LENGTH	HEIGHT	ROOMINESS	REAR OVERHANG	FRONT CRUSH LENGTH	BODY SIDE THICKNESS	AVERAGE
COUGAR	.000	.000	.000	.000	.000	-.002	.000	.000	.000	.000
MONTEGO	.035	-.037	-.007	-.024	-.063	-.140	-.012	-.002	.000	.036
MONTE CARLO	.044	-.039	.032	.028	-.016	-.152	.014	-.019	-.028	.041
GRAND PRIX	.006	-.039	.021	-.020	-.008	-.168	-.095	-.022	-.028	.045
CENTURY	.028	.018	-.018	.037	-.087	-.197	-.007	.045	.014	.050
TORINO	.021	-.033	-.021	-.007	-.063	-.181	-.019	-.017	-.098	.051
CUTLASS	.049	.027	.071	.034	-.071	-.186	-.024	.031	.042	.060
LEMANS	.058	.021	.025	.061	.000	-.204	-.050	.099	.098	.069
MATADOR	.106	-.031	.039	.036	-.040	-.292	.048	.038	.014	.071
CHRGR/CRNT/MONACO	.100	-.047	.035	.005	-.079	-.225	-.033	.103	-.028	.073
MALIBU	.055	.014	.067	.085	-.079	-.211	-.002	.108	.042	.074
SATELLITE/FURY	.103	-.041	-.014	.021	-.071	-.242	-.079	.166	.028	.085

TABLE
1974 MODELS MOST SIMILAR TO A 1974 COUGAR

MODEL NAME	CURB WEIGHT	WHEELBASE	WIDTH	LENGTH	HEIGHT	ROOMINESS	REAR OVERHANG	FRONT CRUSH LENGTH	BODY SIDE THICKNESS	AVERAGE
DASHER	.000	-.005	-.009	-.004	.000	-.002	.000	.000	.000	.002
FIAT	-.016	.098	-.026	.071	.047	99.999	99.999	99.999	99.999	.052
SUBARU	-.004	.009	.168	.005	-.078	99.999	99.999	99.999	99.999	.053
DATSUN 710	-.125	.011	.035	-.071	-.156	.036	99.999	99.999	99.999	.072
CORONA	-.180	-.032	-.022	-.104	-.140	.011	99.999	99.999	99.999	.082
COROLLA	.013	.117	.163	.016	.008	.091	-.055	.258	-.077	.089
MAZDA	-.218	.037	-.013	-.117	-.132	99.999	99.999	99.999	99.999	.103
BEETLE	.017	.048	.057	.012	-.435	.191	-.007	.181	.000	.105
DATSUN 610	-.202	-.032	.000	-.134	-.156	.045	-.192	-.086	-.129	.108
CELICA	-.173	.034	.000	-.055	.148	.100	-.089	.129	-.258	.110
DATSUN B210	.019	.112	.097	.058	.000	.218	-.089	.205	-.258	.117
AUDI	-.131	-.092	-.163	-.187	-.086	-.178	-.164	.017	-.052	.119

TABLE
1974 MODELS MOST SIMILAR TO A 1974 DASHER

MODEL NAME	CURB WEIGHT	WHEELBASE	WIDTH	LENGTH	HEIGHT	ROOMINESS	REAR OVERHANG	FRONT CRUSH LENGTH	BODY SIDE THICKNESS	AVERAGE
VOLVO	.015	.021	-.004	.035	.022	.059	-.016	.028	.000	.022
MARK II	.019	.068	.124	.128	.095	99.999	99.999	99.999	99.999	.087
411/412	.137	.140	.046	.094	-.088	99.999	99.999	99.999	99.999	.101
COMET	-.007	-.030	-.145	-.016	.299	.214	.063	-.024	-.251	.117
MAVERICK	-.002	-.025	-.149	.020	.299	.218	.063	.052	-.251	.120
AUDI	.168	.085	.012	.145	.175	.139	.166	.105	.251	.139
DART	-.068	-.112	-.129	-.105	.263	.199	-.090	.081	-.213	.140
HORNET	-.003	-.063	-.166	.057	.358	.199	.203	.157	-.077	.142
VALIANT	-.055	-.089	-.187	-.064	.263	.223	-.121	.155	-.213	.152
NOVA	-.133	-.127	-.220	-.053	.307	.170	-.090	.103	-.213	.157
DATSUN 610	.120	.140	.166	.190	.109	.348	.145	.010	.193	.158
MAZDA	.108	.203	.154	.205	.131	99.999	99.999	99.999	99.999	.160

TABLE
1974 MODELS MOST SIMILAR TO A 1975 VOLVO

MODEL NAME	CURB WEIGHT	WHEELBASE	WIDTH	LENGTH	HEIGHT	ROOMINESS	REAR OVERHANG	FRONT CRUSH LENGTH	BODY SIDE THICKNESS	AVERAGE
AUDI	-.002	.004	.012	.022	-.046	-.050	.030	.007	.000	.019
DATSUN 610	-.062	.061	.166	.070	-.116	.168	.006	-.098	-.074	.091
MARK II	-.189	-.013	.124	.004	-.131	99.999	99.999	99.999	99.999	.092
CORONA	-.044	.061	.145	.097	-.100	.134	99.999	99.999	99.999	.097
411/412	-.041	.061	.046	-.032	-.324	99.999	99.999	99.999	99.999	.101
DASHER	.112	.088	.158	.188	.039	.122	.172	-.011	.049	.104
MAZDA	-.077	.127	.154	.085	-.092	99.999	99.999	99.999	99.999	.107
DATSUN 710	.004	.103	.199	.127	-.116	.159	99.999	99.999	99.999	.118
COLT	.042	.129	.149	.113	.023	.265	-.018	.172	-.247	.129
OPEL	.033	.121	.112	.074	.139	.214	-.041	-.109	-.321	.129
VOLVO	-.193	-.061	-.004	-.095	-.208	-.133	-.175	-.078	-.321	.141
CELICA	-.038	.125	.166	.141	.185	.221	.095	.120	-.197	.143

TABLE
1974 MODELS MOST SIMILAR TO A 1977 AUDI

MODEL NAME	CURB WEIGHT	WHEELBASE	WIDTH	LENGTH	HEIGHT	ROOMINESS	REAR OVERHANG	FRONT CRUSH LENGTH	BODY SIDE THICKNESS	AVERAGE
COROLLA	.114	.033	.130	.025	.054	.000	.000	.000	.000	.040
DATSUN 710	-.007	-.076	.000	-.062	-.108	-.056	99.999	99.999	99.999	.051
FIAT	.089	.014	-.063	.080	.092	99.999	99.999	99.999	99.999	.068
SUBARU	.099	-.079	.134	.014	-.031	99.999	99.999	99.999	99.999	.071
MAZDA	-.089	-.050	-.049	-.107	-.085	99.999	99.999	99.999	99.999	.076
DATSUN B210	.119	.029	.063	.067	.046	.130	-.033	-.070	-.169	.081
CELICA	-.049	-.052	-.036	-.046	.192	.009	-.033	-.168	-.169	.084
CORONA	-.055	-.121	-.058	-.094	-.092	-.081	99.999	99.999	99.999	.084
COLT	.032	-.048	-.054	-.077	.031	.056	-.158	-.101	-.218	.086
DASHER	.103	-.093	-.045	.005	.046	-.094	.053	-.336	.072	.094
BEETLE	.117	-.038	.022	.021	-.384	.102	.046	-.101	.072	.100
DATSUN 610	-.074	-.121	-.036	-.124	-.108	-.046	-.131	-.448	-.048	.126

TABLE
1974 MODELS MOST SIMILAR TO A 1976 COROLLA

MODEL NAME	CURB WEIGHT	WHEELBASE	WIDTH	LENGTH	HEIGHT	ROOMINESS	REAR OVERHANG	FRONT CRUSH LENGTH	BODY SIDE THICKNESS	AVERAGE
HONDA	.092	.035	.023	.080	.032	.037	.022	.000	.000	.036
FIAT	-.110	-.119	-.177	-.101	-.024	99.999	99.999	99.999	99.999	.106
COROLLA	-.078	-.098	.023	-.161	-.063	-.047	-.472	-.124	.000	.119
SUBARU	-.097	-.217	.028	-.172	-.150	99.999	99.999	99.999	99.999	.133
DATSUN B210	-.072	-.103	-.046	-.115	-.071	.084	-.516	-.202	-.169	.153
DATSUN 710	-.232	-.214	-.112	-.255	-.229	-.103	99.999	99.999	99.999	.191
BEETLE	-.074	-.174	-.088	-.165	-.514	.056	-.409	-.236	.072	.199
DASHER	-.093	-.232	-.158	-.182	-.071	-.142	-.400	-.498	.072	.205
CELICA	-.286	-.189	-.149	-.238	.079	-.037	-.516	-.311	-.169	.219
COLT	-.183	-.184	-.167	-.272	-.087	.009	-.687	-.236	-.218	.227
CORONA	-.293	-.262	-.172	-.290	-.214	-.129	99.999	99.999	99.999	.227
MAZDA	-.335	-.187	-.163	-.305	-.206	99.999	99.999	99.999	99.999	.239

TABLE
1974 MODELS MOST SIMILAR TO A 1976 HONDA

MODEL NAME	CURB WEIGHT	WHEELBASE	WIDTH	LENGTH	HEIGHT	ROOMINESS	REAR OVERHANG	FRONT CRUSH LENGTH	BODY SIDE THICKNESS	AVERAGE
DATSUN 260Z	.076	.136	.022	.126	.049	.000	.031	.035	.046	.058
KARMANN GHIA	.231	.048	.013	.167	-.065	.000	99.999	99.999	99.999	.087
PORSCHE	.165	.034	-.004	.199	.163	.000	99.999	99.999	99.999	.094
MAZDA	.065	.028	.056	.068	-.325	99.999	99.999	99.999	99.999	.108
MARK II	-.029	-.120	.026	-.015	-.366	99.999	99.999	99.999	99.999	.111
FIAT	.213	.090	.043	.241	-.138	99.999	99.999	99.999	99.999	.145
411/412	.096	-.041	-.056	-.051	-.569	99.999	99.999	99.999	99.999	.163
SUBARU	.222	.000	.232	.180	-.268	99.999	99.999	99.999	99.999	.180
MG	.185	.218	.280	.386	.171	.000	99.999	99.999	99.999	.207
CORVETTE	-.193	-.032	-.189	-.073	.284	.000	-.116	-.174	-.974	.226
CELICA	.098	.025	.069	.125	-.033	-7.462	.031	.275	-.116	.915
OPEL	.158	.021	.013	.057	-.081	-7.481	-.112	.083	-.232	.915

TABLE
1974 MODELS MOST SIMILAR TO A 1976 260Z

MODEL NAME	CURB WEIGHT	WHEELBASE	WIDTH	LENGTH	HEIGHT	ROOMINESS	REAR OVERHANG	FRONT CRUSH LENGTH	BODY SIDE THICKNESS	AVERAGE
DATSUN 260Z	.108	.188	.030	.152	.041	.000	.000	-.041	.000	.062
MARK II	.008	-.060	.034	.013	-.374	99.999	99.999	99.999	99.999	.098
KARMANN GHIA	.257	.103	.021	.192	-.073	.000	99.999	99.999	99.999	.108
PORSCHE	.193	.090	.004	.224	.155	.000	99.999	99.999	99.999	.111
MAZDA	.099	.083	.064	.094	-.334	99.999	99.999	99.999	99.999	.135
411/412	.128	.016	-.047	-.023	-.578	99.999	99.999	99.999	99.999	.158
FIAT	.240	.143	.051	.265	-.147	99.999	99.999	99.999	99.999	.169
SUBARU	.248	.056	.240	.205	-.277	99.999	99.999	99.999	99.999	.205
MG	.213	.269	.287	.408	.163	.000	99.999	99.999	99.999	.223
CORVETTE	-.149	.025	-.180	-.044	.277	.000	-.150	-.265	-1.063	.239
CAPRI II	.150	-.038	.000	.093	.049	-7.152	.032	.196	-.532	.916
CELICA	.130	.081	.077	.150	-.041	-7.462	.000	.216	-.169	.925

TABLE
1974 MODELS MOST SIMILAR TO A 1975 260Z

MODEL NAME	CURB WEIGHT	WHEELBASE	WIDTH	LENGTH	HEIGHT	ROOMINESS	REAR OVERHANG	FRONT CRUSH LENGTH	BODY SIDE THICKNESS	AVERAGE
TORONADO	.006	-.030	.007	.022	-.024	-.123	.009	.049	.027	.033
MARKIV	-.064	.000	-.003	.019	-.024	-.045	.024	.028	-.096	.034
THUNDERBIRD	-.030	.000	.000	.052	.000	-.045	.067	.088	-.123	.045
RIVIERA	.024	-.030	-.010	.037	-.055	-.157	.039	.043	.068	.051
MARQUIS	.008	-.065	.003	.033	-.110	-.149	-.009	.135	-.014	.058
LTD/GALAXIE	.073	-.011	.000	.069	-.094	-.135	.000	.146	.027	.062
IMPERIAL	-.032	-.066	.000	-.008	-.133	-.152	-.054	.043	-.096	.065
MONTEREY	.051	-.063	.000	.034	-.118	-.154	-.011	.137	-.014	.065
ELDORADO	-.042	-.109	-.003	.058	-.086	-.101	.089	.104	.000	.066
GRAND PRIX	.109	.081	.063	.121	.031	.046	.028	.138	.000	.069
MONACO	.072	-.035	.014	.089	-.165	-.176	.006	.125	.000	.076
NEW YORKER	.021	-.066	.007	.049	-.165	-.211	-.013	.119	-.055	.078

TABLE
1974 MODELS MOST SIMILAR TO A 1977 MARK V

MODEL NAME	CURB WEIGHT	WHEELBASE	WIDTH	LENGTH	HEIGHT	ROOMINESS	REAR OVERHANG	FRONT CRUSH LENGTH	BODY SIDE THICKNESS	AVERAGE
AMBASSADOR	-.009	-.085	.000	-.034	-.030	-.018	-.005	-.049	.014	.027
CHRGR/CRNT/MONACO	.051	.021	-.007	.008	.091	.154	.011	.035	-.057	.048
IMPALA/CAPRICE	-.080	-.064	-.065	-.055	.023	-.036	-.064	-.033	.057	.053
VISTA CRUISER	-.104	.028	.018	-.042	-.061	.060	-.083	-.044	.043	.054
MATADOR	.057	.036	-.004	.039	.129	.093	.090	-.035	-.014	.055
CUTLASS	-.003	.093	.029	.037	.099	.190	.021	-.042	.014	.059
FURY/GRAND FURY	-.077	-.079	-.083	-.039	-.030	.000	-.057	-.095	-.072	.059
SATELLITE/FURY	.054	.026	-.058	.024	.099	.139	-.032	.102	.000	.059
CENTURY	-.025	.083	-.061	.040	.084	.180	.037	-.027	-.014	.061
MALIBU	.003	.079	.025	.087	.091	.167	.041	.040	.014	.061
LTD/GALAXIE	-.093	-.066	-.086	-.072	.038	.031	-.078	-.090	-.029	.065
MONTEGO	-.018	.030	-.050	-.021	.106	.233	.032	-.077	-.029	.066

TABLE
1974 MODELS MOST SIMILAR TO A 1977 MATADOR

MODEL NAME	CURB WEIGHT	WHEELBASE	WIDTH	LENGTH	HEIGHT	ROOMINESS	REAR OVERHANG	FRONT CRUSH LENGTH	BODY SIDE THICKNESS	AVERAGE
VISTA CRUISER	-.038	.019	.060	.029	-.038	-.073	.025	-.050	.083	.046
LTD/GALAXIE	-.027	-.076	-.042	.000	.061	-.102	.030	-.095	.014	.050
MONACO	-.028	-.101	-.028	.020	-.008	-.143	.036	-.121	-.014	.055
FURY/GRAND FURY	-.013	-.089	-.039	.032	-.008	-.134	.049	-.101	-.028	.055
CHRGR/CRNT/MONACO	.106	.011	.035	.078	.113	.024	.112	.029	-.014	.058
IMPALA/CAPRICE	-.015	-.074	-.021	.017	.045	-.172	.042	-.039	.097	.058
GRAND PRIX	.014	.019	.021	.054	.182	.078	.057	-.105	-.014	.060
MONTEREY	-.052	-.129	-.042	-.036	.038	-.121	.019	-.106	-.028	.063
SATELLITE/FURY	.110	.017	-.014	.093	.121	.008	.072	.097	.041	.064
MONTEGO	.042	.021	-.007	.050	.129	.105	.131	-.083	.014	.065
CENTURY	.036	.074	-.018	.109	.106	.051	.135	-.033	.028	.065
AMBASSADOR	.051	-.095	.042	.037	-.008	-.153	.097	-.055	.055	.066

TABLE
1974 MODELS MOST SIMILAR TO A 1977 SATELLITE/FUR

MODEL NAME	CURB WEIGHT	WHEELBASE	WIDTH	LENGTH	HEIGHT	ROOMINESS	REAR OVERHANG	FRONT CRUSH LENGTH	BODY SIDE THICKNESS	AVERAGE
TORINO	-.003	-.033	-.021	-.007	-.024	-.002	-.014	.039	-.068	.024
MONTEGO	.011	-.037	-.007	-.024	-.024	.038	-.007	.054	.027	.025
MONTE CARLO	.020	-.039	.032	.028	.024	.026	.019	.037	.000	.025
GRAND PRIX	-.019	-.039	.021	-.020	.031	.010	-.090	.034	.000	.029
CENTURY	.004	.018	-.018	.037	-.047	-.017	-.002	.098	.041	.031
COUGAR	-.025	.000	.000	.000	.039	.171	.005	.055	.027	.036
CUTLASS	.026	.027	.071	.034	-.031	-.007	-.019	.085	.068	.041
CHRGR/CRNT/MONACO	.078	-.047	.035	.005	-.039	-.045	-.028	.153	.000	.048
MATADOR	.084	-.031	.039	.036	.000	-.109	.052	.091	.041	.054
MALIBU	.031	.014	.067	.085	-.039	-.031	.002	.158	.068	.055
LEMANS	.035	.021	.025	.061	.039	-.024	-.045	.150	.123	.058
SATELLITE/FURY	.081	-.041	-.014	.021	-.031	-.060	-.073	.213	.055	.066

TABLE
1974 MODELS MOST SIMILAR TO A 1977 THUNDERBIRD

MODEL NAME	CURB WEIGHT	WHEELBASE	WIDTH	LENGTH	HEIGHT	ROOMINESS	REAR OVERHANG	FRONT CRUSH LENGTH	BODY SIDE THICKNESS	AVERAGE
DATSUN 260Z	.008	.031	.100	.005	.033	.000	99.999	99.999	99.999	.030
KARMANN GHIA	.177	-.060	.092	.049	-.082	.000	99.999	99.999	99.999	.077
PORSCHE	.104	-.075	.075	.083	.147	.000	99.999	99.999	99.999	.081
FIAT	.157	-.017	.121	.127	-.155	99.999	99.999	99.999	99.999	.115
MAZDA	-.004	-.082	.134	-.056	-.343	99.999	99.999	99.999	99.999	.124
CORVETTE	-.286	-.145	-.105	-.205	.269	.000	99.999	99.999	99.999	.168
MG	.127	.118	.351	.280	.155	.000	99.999	99.999	99.999	.172
SUBARU	.167	-.111	.305	.063	-.285	99.999	99.999	99.999	99.999	.186
MARK II	-.107	-.236	.105	-.143	-.383	99.999	99.999	99.999	99.999	.195
411/412	.029	-.154	.025	-.182	-.587	99.999	99.999	99.999	99.999	.196
NOVA	-.283	-.458	-.242	-.348	-.147	-8.105	99.999	99.999	99.999	1.597
NOVA	-.283	-.458	-.242	-.348	-.147	-8.105	99.999	99.999	99.999	1.597

TABLE
1974 MODELS MOST SIMILAR TO A 1977 PORSCHE

MODEL NAME	CURB WEIGHT	WHEELBASE	WIDTH	LENGTH	HEIGHT	ROOMINESS	REAR OVERHANG	FRONT CRUSH LENGTH	BODY SIDE THICKNESS	AVERAGE
AMBASSADOR	.058	-.009	-.033	.020	-.023	-.025	.020	-.002	-.077	.030
IMPALA/CAPRICE	-.008	.011	-.098	-.001	.030	-.043	-.038	.014	-.031	.031
VISTA CRUISER	-.031	.100	-.015	.012	-.053	.053	-.056	.004	-.046	.041
FURY/GRAND FURY	-.006	-.004	-.116	.015	-.023	-.007	-.032	-.046	-.170	.046
MONACO	-.021	-.015	-.106	.003	-.023	-.015	-.045	-.065	-.155	.050
LTD/GALAXIE	-.020	.009	-.120	-.018	.046	.025	-.052	-.040	-.124	.050
LESABRE	-.031	-.046	-.127	-.046	.023	-.058	-.072	-.044	-.015	.051
CATALINA	-.033	-.051	-.116	-.045	.053	-.081	-.054	-.040	.046	.058
BONNEVILLE	-.062	-.055	-.116	-.047	.046	-.071	-.047	-.042	.046	.059
GRAND VILLE	-.055	-.046	-.116	-.047	.061	-.094	-.054	-.051	.031	.062
MONTEREY	-.045	-.042	-.120	-.054	.023	.007	-.063	-.051	-.170	.064
DELTA 88	-.059	-.055	-.124	-.061	.076	-.063	-.090	-.039	.015	.065

TABLE
1974 MODELS MOST SIMILAR TO A 1977 DEVILLE

MODEL NAME	CURB WEIGHT	WHEELBASE	WIDTH	LENGTH	HEIGHT	ROOMINESS	REAR OVERHANG	FRONT CRUSH LENGTH	BODY SIDE THICKNESS	AVERAGE
VISTA CRUISER	-.112	.056	.000	.004	.000	.035	.004	.031	.057	.033
AMBASSADOR	-.016	-.056	-.018	.012	.030	-.043	.077	.026	.028	.034
FURY/GRAND FURY	-.085	-.050	-.101	.007	.030	-.025	.028	-.017	-.057	.044
LTD/GALAXIE	-.101	-.037	-.105	-.026	.097	.007	.009	-.012	-.014	.045
MONACO	-.102	-.062	-.090	-.005	.030	-.033	.015	-.036	-.042	.046
IMPALA/CAPRICE	-.088	-.035	-.083	-.009	.082	-.061	.022	.041	.071	.055
MONTEREY	-.128	-.090	-.105	-.062	.075	-.012	-.002	-.022	-.057	.061
MARQUIS	-.181	-.091	-.101	-.063	.082	-.007	.000	-.024	-.057	.067
NEWPORT	-.122	-.093	-.098	-.045	.037	-.075	-.006	-.058	-.099	.070
LESABRE	-.113	-.093	-.112	-.054	.075	-.076	-.011	-.015	.085	.071
NEW YORKER	-.166	-.093	-.098	-.046	.030	-.066	-.004	-.043	-.099	.072
MONTEGO	-.025	.058	-.069	.025	.165	.209	.112	.000	-.014	.075

TABLE
1974 MODELS MOST SIMILAR TO A 1977 98

MODEL NAME	CURB WEIGHT	WHEELBASE	WIDTH	LENGTH	HEIGHT	ROOMINESS	REAR OVERHANG	FRONT CRUSH LENGTH	BODY SIDE THICKNESS	AVERAGE
OMEGA	-.019	-.020	.045	-.016	.039	-.027	-.118	.059	.117	.051
APOLLO/SKYLARK	-.055	-.020	.049	-.025	.000	-.023	-.129	.051	.117	.052
VENTURA	-.006	-.020	.056	-.015	.094	-.012	-.116	.059	.117	.055
NOVA	.006	-.020	.064	.014	.031	-.018	-.116	.112	.117	.055
COMET	.114	.073	.131	.050	.023	.028	.040	-.014	.088	.063
CHALLENGER	.022	.000	-.128	-.007	.180	.016	.038	-.024	-.162	.064
DART	.063	-.006	.147	-.036	-.016	.012	-.116	.090	.117	.067
BARRACUDA	.028	.040	-.060	.026	.180	.085	.008	.018	-.162	.067
JAVELIN	.065	.000	-.053	.031	.149	.117	.164	.014	.029	.069
MAVERICK	.119	.077	.128	.085	.023	.032	.040	.061	.088	.073
VALIANT	.073	.016	.094	.003	-.016	.037	-.148	.163	.117	.074
CAMARO	-.040	.040	.015	.028	.313	.080	.059	-.100	-.015	.077

TABLE
1974 MODELS MOST SIMILAR TO A 1975 GRANADA

MODEL NAME	CURB WEIGHT	WHEELBASE	WIDTH	LENGTH	HEIGHT	ROOMINESS	REAR OVERHANG	FRONT CRUSH LENGTH	BODY SIDE THICKNESS	AVERAGE
MONTEGO	.053	-.037	-.007	-.019	-.024	-.014	-.007	.008	.000	.019
COUGAR	.018	.000	.000	.005	.039	.120	.005	.010	.000	.022
MONTE CARLO	.062	-.039	.032	.033	.024	-.026	.019	-.008	-.028	.030
TORINO	.039	-.033	-.021	-.002	-.024	-.054	-.014	-.007	-.098	.032
GRAND PRIX	.024	-.039	.021	-.015	.031	-.042	-.090	-.012	-.028	.034
CENTURY	.046	.018	-.018	.042	-.047	-.070	-.002	.054	.014	.035
CUTLASS	.067	.027	.071	.039	-.031	-.059	-.019	.041	.042	.044
MATADOR	.122	-.031	.039	.041	.000	-.162	.052	.048	.014	.057
CHRGR/CRNT/MONACO	.116	-.047	.035	.010	-.039	-.098	-.028	.112	-.028	.057
MALIBU	.072	.014	.067	.089	-.039	-.084	.002	.117	.042	.058
LEMANS	.075	.021	.025	.066	.039	-.077	-.045	.109	.098	.062
SATELLITE/FURY	.119	-.041	-.014	.026	-.031	-.113	-.073	.175	.028	.069

TABLE
1974 MODELS MOST SIMILAR TO A 1975 ELITE

MODEL NAME	CURB WEIGHT	WHEELBASE	WIDTH	LENGTH	HEIGHT	ROOMINESS	REAR OVERHANG	FRONT CRUSH LENGTH	BODY SIDE THICKNESS	AVERAGE
MARK II	-.059	.053	.009	.033	.022	99.999	99.999	99.999	99.999	.035
CORONA	.068	.126	.030	.125	.052	.065	99.999	99.999	99.999	.078
DATSUN 610	.052	.126	.052	.098	.037	.099	.043	.092	.105	.078
411/412	.071	.126	-.074	-.002	-.163	99.999	99.999	99.999	99.999	.087
MAZDA	.039	.189	.039	.114	.059	99.999	99.999	99.999	99.999	.088
VOLVO	-.063	.006	-.126	-.064	-.052	-.207	-.132	.108	-.105	.096
DATSUN 710	.110	.166	.087	.155	.037	.090	99.999	99.999	99.999	.107
AUDI	.105	.070	-.108	.051	.104	-.122	.066	.180	.169	.108
OPEL	.135	.183	-.004	.103	.282	.145	-.003	.083	-.105	.116
COLT	.143	.192	.035	.141	.171	.198	.020	.319	-.042	.140
COMET	-.087	-.045	-.273	-.117	.230	-.043	-.046	.061	-.380	.142
MAVERICK	-.081	-.040	-.277	-.079	.230	-.040	-.046	.130	-.380	.145

TABLE
1974 MODELS MOST SIMILAR TO A 1977 810

MODEL NAME	CURB WEIGHT	WHEELBASE	WIDTH	LENGTH	HEIGHT	ROOMINESS	REAR OVERHANG	FRONT CRUSH LENGTH	BODY SIDE THICKNESS	AVERAGE
VEGA	.082	.000	.000	.047	-.050	-.043	.065	.037	.034	.040
CAPRI II	.131	-.087	.026	.064	-.025	.092	.183	.037	-.034	.075
PINTO	.076	.064	-.174	.070	-.091	-.071	.104	-.037	-.034	.080
MUSTANG II	-.002	.018	-.204	.052	.033	.035	.172	-.127	-.102	.083
OPEL	.170	.030	.047	.054	-.166	-.037	.025	-.182	.136	.094
CELICA	.110	.034	.102	.122	-.116	-.030	.155	.060	.222	.106
GREMLIN	.012	.023	-.221	.109	-.174	-.110	.270	-.005	.068	.110
COLT	.177	.039	.085	.093	-.290	.017	.048	.115	.188	.117
MARK II	-.015	-.110	.060	-.017	-.456	99.999	99.999	99.999	99.999	.131
MAZDA	.078	.037	.089	.065	-.414	99.999	99.999	99.999	99.999	.137
HORNET	-.037	-.252	-.238	-.093	-.157	-.250	.132	.000	.068	.137
CORONA	.105	-.032	.081	.077	-.423	-.121	99.999	99.999	99.999	.140

TABLE
1974 MODELS MOST SIMILAR TO A 1977 STARFIRE

MODEL NAME	CURB WEIGHT	WHEELBASE	WIDTH	LENGTH	HEIGHT	ROOMINESS	REAR OVERHANG	FRONT CRUSH LENGTH	BODY SIDE THICKNESS	AVERAGE
THUNDERBIRD	-.007	.000	.000	.010	-.016	-.050	.027	.050	.070	.025
MARKIV	-.040	.000	-.003	-.024	-.039	-.050	-.018	-.012	.093	.031
TORONADO	.028	-.030	.007	-.021	-.039	-.129	-.034	.009	.197	.055
RIVIERA	.045	-.030	-.010	-.006	-.071	-.163	-.002	.003	.232	.062
IMPERIAL	-.009	-.066	.000	-.051	-.150	-.158	-.098	.003	.093	.070
ELDORADO	-.018	-.109	-.003	.016	-.102	-.106	.049	.067	.174	.072
TORINO	.141	.087	.021	.092	-.039	.029	.058	.107	.116	.077
MARQUIS	.031	-.065	.003	-.010	-.126	-.154	-.051	.099	.162	.078
GRAND PRIX	.128	.081	.063	.080	.016	.041	-.013	.102	.174	.078
LTD/GALAXIE	.094	-.011	.000	.027	-.110	-.141	-.043	.110	.197	.081
MONTEREY	.072	-.063	.000	-.009	-.134	-.159	-.054	.101	.162	.084
NEW YORKER	.042	-.066	.007	.007	-.181	-.216	-.056	.082	.128	.087

TABLE
1974 MODELS MOST SIMILAR TO A 1976 THUNDERBIRD

MODEL NAME	CURB WEIGHT	WHEELBASE	WIDTH	LENGTH	HEIGHT	ROOMINESS	REAR OVERHANG	FRONT CRUSH LENGTH	BODY SIDE THICKNESS	AVERAGE
MARKIV	-.003	.000	.000	-.003	-.008	-.090	.007	.006	.060	.020
THUNDERBIRD	.029	.000	.003	.030	.016	-.090	.050	.068	.036	.036
TORONADO	.062	-.030	.010	.000	-.008	-.169	-.009	.027	.167	.054
IMPERIAL	.027	-.066	.003	-.030	-.117	-.199	-.072	.021	.060	.066
RIVIERA	.079	-.030	-.007	.015	-.039	-.204	.022	.021	.203	.069
ELDORADO	.018	-.109	.000	.037	-.070	-.147	.072	.084	.144	.076
TORINO	.170	.087	.024	.112	-.008	-.010	.081	.123	.084	.078
MARQUIS	.064	-.065	.007	.011	-.094	-.195	-.026	.116	.132	.079
GRAND PRIX	.158	.081	.066	.100	.047	.002	.011	.119	.144	.081
LTD/GALAXIE	.125	-.011	.003	.048	-.078	-.181	-.018	.126	.167	.084
MONTEREY	.104	-.063	.003	.012	-.102	-.200	-.029	.117	.132	.085
NEW YORKER	.076	-.066	.010	.028	-.149	-.257	-.031	.099	.096	.090

TABLE
1974 MODELS MOST SIMILAR TO A 1976 MARK IV

MODEL NAME	CURB WEIGHT	WHEELBASE	WIDTH	LENGTH	HEIGHT	ROOMINESS	REAR OVERHANG	FRONT CRUSH LENGTH	BODY SIDE THICKNESS	AVERAGE
FIAT	.007	.038	-.081	.109	-.172	99.999	99.999	99.999	99.999	.081
CELICA	-.147	-.028	-.054	-.015	-.066	-.039	-.456	.092	.000	.100
SUBARU	.018	-.054	.117	.044	-.303	99.999	99.999	99.999	99.999	.107
DATSUN 710	-.099	-.052	-.018	-.031	-.385	-.105	99.999	99.999	99.999	.115
DASHER	.022	-.068	-.063	.035	-.221	-.144	-.343	-.042	.211	.128
DATSUN B210	.041	.052	.045	.096	-.221	.082	-.456	.170	.000	.129
COLT	-.056	-.024	-.072	-.046	-.237	.007	-.620	.145	-.042	.139
MAZDA	-.190	-.026	-.067	-.076	-.360	99.999	99.999	99.999	99.999	.144
COROLLA	.035	.057	.112	.054	-.213	-.049	-.412	.226	.148	.145
CORONA	-.153	-.097	-.076	-.063	-.369	-.131	99.999	99.999	99.999	.148
OPEL	-.066	-.033	-.112	-.088	-.115	-.047	-.655	-.143	-.105	.152
CAPRI II	-.119	-.153	-.135	-.077	.025	.082	-.412	.069	-.316	.154

TABLE
1974 MODELS MOST SIMILAR TO A 1976 OPEL

APPENDIX E

MAKE AND MODEL CODING TABLES FARS AND VW ENGINEERING MODEL DATA BASE

SECTION 2.2 OF TEXT

VEHICLE MAKE AND MODEL CODES

MODIFIED FARS CODING

Unknown Make = 30

Other Make = 28

Unknown Model= 20

Other Model = 18

The following models are not included in the 1977 Version of the FARS codes but may be assigned codes as indicated:

MAKE/MODEL NAME	MAKE CODE	MODEL CODE
1977 Ford LTD II	02	15
1977 Dodge Diplomat	07	11
1977 Chrysler LeBaron	12	08
1977 Lincoln Versailles	13	05
1977 Datsun PL810	15	10
1977 Datsun 200SX	15	12
1976 Datsun F10	15	11
1977 Datsun F10	15	11

MAKE CODE	MAKE	MODEL	MODEL CODE
01	Chevrolet	Nova	01
		Chevelle	02
		Monte Carlo	03
		Biscayne	04
		Bel Air	06
		Impala	06
		Caprice	06
		Camaro	08
		Corvette	09
		Corvair	10
		Vega	11
		El Camino	12
		Monza	13
		Laguna	02
		Chevette	15
02	Ford	Falcon	01
		Maverick	02
		Torino	03
		Galaxie	05
		LTD	05
		Mustang	06
		Thunderbird	07
		Custom 500	05
		XL	09
		Pinto	10
		Ranchero	11
		Elite	13
		Granada	14
03	Pontiac	Lemans	01
		Catalina	02
		Executive	03
		Bonneville	04
		Grand Prix	05
		Firebird	06

MAKE CODE	MAKE	MODEL	MODEL CODE
03	Pontiac (Continued)	Grandville	07
		Ventura	08
		Grand Am	01
		Astre	10
		Sunbird	11
		Grand Lemans	01
04	Buick	Skylark/Century	01
		LeSabre	02
		Wildcat	03
		Electra	04
		Riviera	05
		Special Sportswagon	06
		Estate Wagon	08
		Apollo/Skylark	09
		Skyhawk	10
05	Plymouth	Valiant	01
		Satellite/Fury	02
		Fury I, II, & III	04
		Grand Fury/Fury	04
		Barracuda	07
		Volare	10
06	Oldsmobile	Cutlass	01
		Delta-88	02
		98	03
		Toronado	04
		Dynamic/Delmont	05
		Jetstar-88	06
		Vista Cruiser	07
		Omega	08
		Starfire	09
07	Dodge	Dart	01
		Coronet	02
		Polara	03
		Monaco/Royal Monaco	04

MAKE CODE	MAKE	MODEL	MODEL CODE
07	Dodge (Continued)	Challenger	05
		Charger/Coronet/Monaco	06
		Aspen	09
08	Volkswagen	Karmann Ghia	01
		Beetle	02
		Dasher	03
		411/412	04
		Commercial	05
		The Thing	06
		Rabbit	07
		Scirocco	08
09	Mercury	Montego	01
		Monterey	02
		Marauder	04
		Marquis	05
		Cougar	06
		Comet	07
		Brougham	08
		Monarch	09
		Bobcat	10
10	Cadillac	Calais	01
		Deville	02
		Brougham	06
		Eldorado	04
		Commercial Chassis	05
		Fleetwood	06
		Seville	07
11	American	Gremlin	01
		Hornet	02
		Matador	03
		Ambassador	04
		Javelin	05
		AMX	06
		Rambler/American	07
		Pacer	08

MAKE CODE	MAKE	MODEL	MODEL CODE
12	Chrysler	Newport	01
		300	03
		New Yorker	04
		Town/Country	05
		Imperial	06
		Cordoba	07
13	Lincoln	Continental	01
		Mark III	02
		Mark IV	03
		Mark V	04
14	Opel	All Models	01
15	Datsun	240, 260, 280Z	01
		1200	02
		PL 411	03
		PL 510	04
		1600	05
		2000	06
		PL 610	07
		B210	08
		PL 710	09
16	Toyota	Land Cruiser	01
		Corolla	02
		Crown	03
		Corona	04
		Mark II	05
		Celica	06
		Carina	07
17	Capri	All Models	01
18	Mazda	All Models	01
19	Fiat	All Models	01
20	Volvo	All Models	01
21	Audi	All Models	01
22	Colt	All Models	01

MAKE CODE	MAKE	MODEL	MODEL CODE
23	Honda	All Models	01
24	Porsche	All Models	01
25	MG	All Models	01
26	Subaru	All Models	01
27	Arrow	All Models	01

CODES IN USE JAN. 1, 1979
FOR FINAL COMPUTATIONS
VW TO MODIFIED FARS

DOMESTIC MAKES AND MODELS

MANUFACTURER	CODE	MODEL	CODE	
AMERICAN MOTORS	1	AMBASSADOR	8	4
		AMBASSADOR BROUGHAM	25	4
		AMBASSADOR DPL	13	4
		AMBASSADOR SST	14	4
		AMBASSADOR 880	20	4
		AMBASSADOR 990	18	4
		AMX	7	6
		GREMLIN	1	1
		HORNET	3	2
		JAVELIN	9	5
		JAVELIN AMX	22	5
		JAVELIN SST	10	5
		MARLIN	19	18
		MATADOR	4	3
		MATADOR BROUGHAM	23	3
		MATADOR X	24	3
		PACER	2	8
		RAMBLER	5	7
		RAMBLER ROGUE	12	7
		RAMBLER CLASSIC	21	7
		RAMBLER 220	17	7
		RAMBLER 440	11	7
		REBEL	6	18
		REBEL SST	16	18
		REBEL 770	15	18

E-7

MANUFACTURER	CODE	MODEL	CODE	
BUICK	2	APOLLO	2	9
		APOLLO S/R	14	9
		CENTURION	10	18
		CENTURY	3	1
4		CENTURY CUSTOM	13	1
		CENTURY REGAL	12	1
		CENTURY SPECIAL	31	1
		ELECTRA	5	4
		ELECTRA CUSTOM	11	4
		ELECTRA LIMITED	28	4
		ESTATE	6	8
		GRAN SPORT RIVIERA	26	18
		GS 350	19	18
		GS 400	20	18
		LE SABRE	4	2
		LE SABRE CUSTOM	9	2
		REGAL	8	1
		RIVIERA	7	5
		SKYHAWK	1	10
		SKYHAWK S	29	10
		SKYLARK	16	9
		SKYLARK CUSTOM	22	9
		SKYLARK GRAN SPORT	24	9
		SKYLARK S	30	9
		SKYLARK SPECIAL DE LUXE	21	9
		SKYLARK S/R	15	9
		SPECIAL	25	18
		SPORTWAGON	23	6
		WILDCAT	17	3
		WILDCAT CUSTOM	18	3
		WILDCAT DE LUXE	27	3

MANUFACTURER	CODE	MODEL	CODE	
CADILLAC	3	CALAIS	3	1
		DE VILLE	4	2
		ELDORADO	2	4
		FLEETWOOD BROUGHAM	5	6
10		FLEETWOOD 60 SPECIAL	7	6
		FLEETWOOD 75	6	6
		SEVILLE	1	7

MANUFACTURER	CODE	MODEL	CODE	
CHEVROLET	4	BELAIR	11	6
		BISCANE	26	4
		BROOKWOOD	46	18
		CAMARO	4	8
		CAMARO LT	16	8
		CAPRICE	27	6
		CAPRICE CLASSIC	13	6
		CAPRICE CLASSIC CUSTOM	20	6
		CAPRICE CLASSIC SPORT	29	6
		CAPRICE ESTATE	14	6
		CHEVELLE	5	2
		CHEVELLE DE LUXE	23	2
		CHEVELLE SS	38	2
		CHEVELLE 300	31	2
		CHEVELLE 300 DE LUXE	32	2
		CHEVETTE	54	15
		CHEVROLET	7	18
		CHEVY 2	36	18
		CONCOUR	52	18
		CONCOURS ESTATE	35	18
		CORSA	39	18
		CORVAIR MONZA	25	10
		CORVAIR 500	24	10
		CORVETTE	8	9
		GREENBRIA	51	18
		IMPALA	12	6
		IMPALA CUSTOM	19	6
		IMPALA SPORT	28	6
		IMPALA SUPER SPORT	53	6
		KINGSWOOD	48	18
		KINGSWOOD ESTATE	49	18
		LAGUNA	9	2
		LAGUNA ESTATE	22	2
		LAGUNA TYPE S 3	30	2
		MALIBU	10	2
		MALIBU CLASSIC	18	2
		MALIBU CLASSIC ESTATE	17	2
		MALIBU ESTATE	21	2
		MALIBU SUPER SPORT	43	2
		MONTE CARLO	6	3
		MONZA	1	13
		NOMAD	33	18
		NOMAD CUSTOM	34	18
		NOVA	3	1
		NOVA CONCOURS	56	1
		NOVA CUSTOM	15	1
		NOVA SS	37	1
		SCOOTER	55	15
		SPORTVAN	40	18
		SPORTVAN CUSTOM	41	18
		SPORTVAN DE LUXE	42	18
		TOWNSMAN	47	18
		VEGA	2	11
		VEGA COUPE	50	11

MANUFACTURER	CODE	MODEL	CODE		
CHRYSLER	5	CORDOBA	1	7	
		IMPERIAL CROWN	7	6	
		IMPERIAL LE BARON	5	6	
(12)		LE BARON MEDAILLON	11	18	(8)
		NEWPORT	2	1	
		NEWPORT CUSTOM	8	1	
		NEWPORT ROYAL	10	1	
		NEW YORKER	3	4	
		NEW YORKER BROUGHAM	9	4	
		TOWN AND COUNTRY	4	5	
		300	6	3	

MANUFACTURER	CODE	MODEL	CODE		
DODGE	6	ASPEN	31	9	
		ASPEN CUSTOM	32	9	
		ASPEN SPECIAL EDITION	43	9	
		CHALLENGER	5	5	
(7)		CHALLENGER R/T	18	5	
		CHARGER	3	6	
		CHARGER R/T	11	6	
		CHARGER SE	23	6	
in 1977 Coronet is		CHARGER SPECIAL EDITION	35	6	
		CHARGER SPORT	42	6	
marketed as Monaco		CHARGER 500	20	6	
		CORONET	2	6	
and Monaco as		CORONET BROUGHAM	36	6	
		CUSTOM 880	39	18	
Royal Monaco		CORONET CRESTWOOD	21	6	
		CORONET CUSTOM	22	6	
		CORONET DE LUXE	19	6	
		CORONET R/T	10	6	
		CORONET SUPERBEE	7	6	
		CORONET 440	8	6	
		CORONET 500	9	6	
		DART	1	1	
		DART CUSTOM	28	1	
		DART GT	15	1	
		DART GTS	16	1	
		DART SPORT	26	1	
		DART SPORT 340	27	1	
		DART SWINGER	24	1	
		DART SWINGER SPECIAL	25	1	
		DART SPECIAL EDITION	34	1	
		DART SPORT 360	33	1	
		DART 270	14	1	
		DIPLOMAT	47	18	(11)
		DIPLOMAT MEDAILLON	45	18	(11)
		MONACO	6	4	6
		MONACO BROUGHAM	40	4	6
		MONACO CRESTWOOD	46	4	1977 6
		MONACO CUSTOM	41	4	6
		MONACO 500	17	4	6
		POLARA	12	3	
		POLARA BROUGHAM	44	3	
		POLARA CUSTOM	29	3	
		POLARA 500	13	3	
		ROYAL MONACO	4	4	
		ROYAL MONACO BROUGHAM	30	4	1977 6 6
		SPORTSMAN	38	18	123

MANUFACTURER	CODE	MODEL	CODE	
FORD	7	COBRA	15	18
		COUNTRY SEDAN	22	18
		COUNTRY SQUIRE	23	5
		CUSTOM	16	18
		CUSTOM 500	19	5
		ELITE	6	13
		FAIRLANE	14	18
		FAIRLANE GT	32	18
		FAIRLANE 500	25	18
		FAIRLANE 500 FASTBACK	26	18
		FALCON	13	1
		FUTURA	24	18
		FUTURA SPORT	30	18
		FUTURA SPORT COUPE	48	18
		GALAXIE	17	5
		GALAXIE 500	45	5
		GALAXIE 500 FASTBACK	29	5
		GALAXIE 500 LTD	47	5
		GALAXIE 500 XL	46	5
		GRANADA	4	14
		GRANADA GHIA	38	14
		GRAN TORINO	12	3
		GRAN TORINO BROUGHAM	39	3
		GRAN TORINO ELITE	49	3
		GRAN TORINO SPORT	43	3
		GRAN TORINO SQUIRE	44	3
		LTD	7	5
		LTD BROUGHAM	33	5
		LTD COUNTRY SQIRE	41	5
		LTD LANDAU	40	5
		LTD 2	52	18 (15)
		LTD 2 BROUGHAM	54	18 (15)
		LTS 2 S	53	18 (15)
		MAVERICK	3	2
		MAVERICK GRABBER	34	2
		MUSTANG	10	6
		MUSTANG FASTBACK	31	6
		MUSTANG GRANDE	36	6
		MUSTANG MACH 1	35	6
		MUSTANG 2	2	6
		MUSTANG 2 GHIA	37	6
		MUSTANG 2 MACH 1	42	6
		RANCH WAGON	21	5
		PINTO	1	10
		THUNDERBIRD	9	7
		THUNDERBIRD LANDAU	20	7
		TORINO	5	3
		TORINO GT	27	3
		TORINO GT FASTBACK	28	3
		TORINO SQUIRE	51	3
		VILLAGER	50	5
		WAGON	8	5
		XL	18	9

2

MANUFACTURER	CODE	MODEL	CODE	
LINCOLN-MERCURY	8	BOBCAT	3	10
		BROUGHAM	17	8
		CALIENTE	29	18
		CAPRI	31	18
		COLONY PARK	11	5
		COMET	4	7
		COMET 202	30	7
		COMMUTER	19	18
		CONTINENTAL	1	1
		CONTINENTAL MARK 3	13	2
		CONTINENTAL MARK 4	2	3
		COUGAR	7	6
		COUGAR BROUGHAM	37	6
		COUGAR ELIMINATOR	25	6
		COUGAR VILLAGER	38	6
		COUGAR XR 7	24	6
		CYCLONE	12	18
		CYCLONE FASTBACK	27	18
		CYCLONE GT	22	18
		CYCLONE GT FASTBACK	28	18
		CYCLONE SPOILER	23	18
		GRAN MARQUIS	10	5
		MARANDA	15	18
		MARK 5	39	4
		MARQUIS	8	5
		MARQUIS BROUGHAM	9	5
		MONARCH	5	9
		MONARCH GHIA	34	9
		MONTCLAIRE	18	18
		MONTEGO	6	1
		MONTEGO BROUGHAM	35	1
		MONTEGO GT	32	1
		MONTEGO MX	20	1
		MONTEGO MX BROUGHAM	21	1
		MONTEGO VILLAGER	36	1
		MONTERY	14	2
		MONTERY CUSTOM	26	2
		PARK LANE	16	18
		S 55	33	18
		VERSAILLES	40	18

MANUFACTURER	CODE	MODEL	CODE	
OLDSMOBILE	9	CUSTOM CRUISER	5	2
		CUTLASS	3	1
		CUTLASS CRUISER	18	1
		CUTLASS S	21	1
		CUTLASS SUPREME	10	1
6		CUTLASS SUPREME BROUGHAM	27	1
		DELMONT 88	15	5
		DELTA CUSTOM	16	18
		DELTA CUSTOM CRUISER	19	18
		DELTA 88	4	2
		DELTA 88 CUSTOM	20	2
		DELTA 88 ROYAL	9	2
		DYNAMIC 88	11	5
		F 85	12	8
		JETSTAR 1	23	18
		JETSTAR 88	22	6
		NINETY-EIGHT	6	3
		NINETY-EIGHT REGENCY	25	3
		OMEGA	2	8
		OMEGA BROUGHAM	24	8
		OMEGA SALON	13	8
		STAREFIRE	1	9
		STAREFIRE SX	27	9
		TORONADO	7	4
		TORONADO BROUGHAM	14	4
		VISTA CRUISER	8	7
		4-4-2	17	18

MANUFACTURER	CODE	MODEL	CODE		
PLYMOUTH	10	AAR-CUDA	20	7	
		BARACUDA	9	7	
		BELVEDERE	11	18	
		BELVEDERE GTX	14	18	
		BELVEDERE 2	39	18	
		CUDA	15	7	
		FURY	4	4	2
		FURY CUSTOM	33	4	2
		FURY CUSTOM SUBURBAN	34	4	2
		FURY SALON	26	4	2
		FURY SPORT	19	4	2
		FURY SPORT SUBURBAN	27	4	2
		FURY SUBURBAN	25	4	2
		FURY 2	16	4	2
		FURY 3	17	4	2
		FURY 3 FAST TOP	22	4	2
		GRAN COUPE	24	4	
		GRAN FURY	5	4	
		GRAN FURY BROUGHAM	6	4	
		GRAN FURY CUSTOM	30	4	
		GRAN FURY CUSTOM SUURBAN	31	4	
		GRAN FURY SPORT SUBURBAN	32	4	
		GRAN FURY SUBURBAN	29	4	
		ROAD RUNNER	8	4	
		SATELLITE	12	2	
		SATELLITE CUSTOM	43	2	
		SATELLITE REGENT	46	2	
		SATELLITE SEBRING	44	2	
		SATELLITE SEBRING PLUS	45	2	
		SPORT FURY FAST TOP	21	2	
		SPORT SATELLITE	13	2	
		VALIANT	3	1	
		VALIANT BROUGHAM	7	1	
		VALIANT CUSTOM	36	1	
		VALIANT DUSTER	1	1	
		VALIANT DUSTER CUSTOM	35	1	
		VALIANT DUSTER 340	23	1	
		VALIANT DUSTER 360	37	1	
		VALIANT SCAMP	2	1	
		VALIANT SCAMP SPECIAL	28	1	
		VALIANT SIGNET	10	1	
		VALIANT 100	38	1	
		VIP	18	18	
		VOLARE	40	10	
		VOLARE CUSTOM	41	10	
		VOLARE PREMIER	42	10	

1975-1977 Satellite is marketed as Fury and Fury as Grand Fury

1975-1977

E-14

MANUFACTURER	CODE	MODEL	CODE	
PONTIAC	11	ASTRE	1	10
		ASTRE SAFARI	2	10
		ASTRE SJ	25	10
		BONNEVILLE	9	4
		CATALINA	8	2
3		CATALINA BROUGHAM	30	2
		CATALINA SAFARI	20	2
		EXECUTIVE	22	3
		FIREBIRD	4	6
		FIREBIRD ESPRIT	14	6
		FIREBIRD FORMULA	13	6
		FIREBIRD TRANS AM	15	6
		GRAND AM	6	1
		GRAND LE MANS	36	1
		GRAND PRIX	12	5
		GRAND PRIX SJ	38	5
		GRAND SAFARI	19	4
		GRAND VILLE	21	7
		GRAND VILLE BROUGHAM	10	7
		GTO	28	18
		LE MANS	5	1
		LE MANS LUXURY	18	1
		LE MANS SAFARI	7	1
		LE MANS SPORT	34	1
		LE MANS SPORT COUPE	17	1
		SAFARI WAGON	11	1
		SUNBIRD	37	11
		STAR CHIEF	31	18
		STAR CHIEF EXECUTIVE	33	18
		TEMPEST	23	18
		TEMPEST CUSTOM	26	18
		TEMPEST CUSTOM SAFARI	32	18
		TEMPEST SAFARI	27	18
		T-37	39	18
		VENTURA	3	8
		VENTURA CUSTOM	16	8
		VENTURA SJ	24	8
		VENTURA 2	29	8
		2 + 2	35	18

IMPORTED MAKES AND MODELS
FROM EUROPE

MANUFACTURER	CODE	MODEL	CODE	
ALPHA ROMEO 28	21	ALFETTA	1	20
		BERLINA	3	
		VELOCE	2	

MANUFACTURER	CODE	MODEL	CODE	
AUDI 21	22	AUDI 100	1	1
		FOX	2	

MANUFACTURER	CODE	MODEL	CODE	
BAYER.MOT.WERKE 28	24	BMW 1600	4	20
		BMW 2002	1	
		BMW 2500	5	
		BMW 3.0	3	
		BMW 320 I	6	
		BMW 530 I	2	
		BMW 630 I	7	

MANUFACTURER	CODE	MODEL	CODE	
BRITISH LEYLAND 28	23	AUSTIN AMERICA	15	20
		AUSTIN MARINA	1	
		AUSTIN MARTIN	17	
		JAGUAR E	13	
		JAGUAR XJ-S	14	
		JAGUAR XJ6C	4	
		JAGUAR XJ6L	5	
		JAGUAR XJ12C	6	
		JAGUAR XJ12L	7	
		LAGONDA	16	
25		MG-B	2	1
		MIDGET 1500	3	
		TRIUMPH GT-6	12	20
		TRIUMPH STACK	11	
		TRIUMPH SPITFIRE	8	
		TR 6	9	
		TR 7	10	

MANUFACTURER	CODE	MODEL	CODE	
CITROEN 28	35	CITROEN DS 21	1	20

MANUFACTURER	CODE	MODEL	CODE	
FERRARI 28	38	DINO 308 GT	1	20
		DINO 308 GTB	2	

MANUFACTURER	CODE	MODEL	CODE
FIAT 19	25	FIAT X1/9	1
		FIAT 124	3
		FIAT 128	2
		FIAT 131	4
		FIAT 850	5

MANUFACTURER	CODE	MODEL	CODE
FORD ENGLAND 28	36	CORTINA	1
		CORTINA GT	2

MANUFACTURER	CODE	MODEL	CODE
FORD KOELN 17	26	CAPRI 1600	3
		CAPRI 2 2300	1
		CAPRI 2 2800	2

MANUFACTURER	CODE	MODEL	CODE
LANCIA 28	39	BETA	1
		BETA HPE	2
		SCORPION	3

MANUFACTURER	CODE	MODEL	CODE
LOTUS 28	40	ELITE	1
		ESPRITE	2
		ELITE SPRINT	3

MANUFACTURER	CODE	MODEL	CODE
MASERATI 28	41	KHAMSIN	1
		BORA	2
		MERAK SS	3

MANUFACTURER	CODE	MODEL	CODE
MERCEDES 28	27	MERCEDES 220	10
		MERCEDES 230	2
		MERCEDES 240	1
		MERCEDES 250	15
		MERCEDES 280	3
		MERCEDES 280 C	14
		MERCEDES 280 S	6
		MERCEDES 280 SE	13
		MERCEDES 280 SEL	11
		MERCEDES 280 SL	16
		MERCEDES 300	5
		MERCEDES 300 SEL	12
		MERCEDES 450 SE	7
		MERCEDES 450 SEL	4
		MERCEDES 450 SL	9
		MERCEDES 450 SLC	8

MANUFACTURER	CODE	MODEL	CODE
OPEL 14	28	MANTA	1
		KADETT DELUXE	4
		OPEL GT	3
		OPEL 1900	2

MANUFACTURER	CODE	MODEL	CODE
PEUGEOT 28	29	PEUGEOT 504	1
		PEUGOT 604	2

MANUFACTURER	CODE	MODEL	CODE
PORSCHE 24	30	PORSCHE 911	2
		PORSCHE 911 CARRERA	3
		PORSCHE 911 S COUPE	4
		PORSCHE 911 TURBO	6
		PORSCHE 912 E	5
		PORSCHE 914	1
		PORSCHE 924	7
		PORSCHE TURBO CARRERA	8

MANUFACTURER	CODE	MODEL	CODE
RENAULT 28	31	RENAULT 5 TL	7
		RENAULT 10	9
		RENAULT 12	1
		RENAULT 14	3
		RENAULT 15	4
		RENAULT 15 TL	2
		RENAULT 16	8
		RENAULT 17 GORDINI	5
		RENAULT 17 TL	6

MANUFACTURER	CODE	MODEL	CODE
ROLLS ROYCE 28	37	SILVER SHADOW	1
		CORNICHE	2
		CAMARGUE	3

MANUFACTURER	CODE	MODEL	CODE
SAAB 28	32	SAAB 95	4
		SAAB 96	2
		SAAB 97	3
		SAAB 99	1

MANUFACTURER	CODE	MODEL	CODE
SIMCA 28	37	SIMCA 1204	1

MANUFACTURER	CODE	MODEL	CODE	
VOLKSWAGEN 8	33	BEATLE (TYPE 1)	1	2
		DASHER	3	3
		RABBIT	2	7
		SCIROCCO	4	8
		KARMAN GHIA	6	1
		VW 412 (TYPE 4)	7	4
		VW 1600 (TYPE 3)	5	18

MANUFACTURER	CODE	MODEL	CODE
VOLVO 22	34	VOLVO 142	6
		VOLVO 142 E	13
		VOLVO 144	7
		VOLVO 145	5
		VOLVO 164	4
		VOLVO 183	8
		VOLVO 242	1
		VOLVO 244	2
		VOLVO 245	3
		VOLVO 262	10
		VOLVO 264	9
		VOLVO 265	11
		VOLVO 1800	12

IMPORTED MAKES AND MODELS
FROM JAPAN

MANUFACTURER	CODE	MODEL	CODE
MITSUBISHI 22	51	COLT	2
		COLT CAROUSEL	1
		COLT GT	3
	(27)	ARROW	4

MANUFACTURER	CODE	MODEL	CODE		
NISSAN 15	52	DATSUN B 210	3	8	
		DATSUN F10	10	18	(11)
		DATSUN PL 510	6	4	
		DATSUN PL 610	1	7	
		DATSUN PL 620	2	18	
		DATSUN PL 710	5	4	
		DATSUN 1200	7	2	
		DATSUN 1600	9	5	
		DATSUN 200 SX	12	18	(12)
		DATSUN 240-Z	8	1	
		DATSUN 260-Z	4	1	
		DATSUN 280-Z	13	1	
		DATSUN 810	11	18	(10)

MANUFACTURER	CODE	MODEL	CODE
HONDA 23	53	ACCORD CVCC	4
		CIVIC	1
		CIVIC CVCC	2
		CIVIC 600	3

MANUFACTURER	CODE	MODEL	CODE
MAZDA 18	54	COSMO	6
		MAZDA GLC	7
		MAZDA RX2	1
		MAZDA RX3	2
		MAZDA RX4	3
		MAZDA 808	4
		MIZER	5

MANUFACTURER	CODE	MODEL	CODE
SUBARU 26	55	SUBARU DL 1400	1
		SUBARU DL 1600	6
		SUBARU GF 1400	3
		SUBARU GF 1600	7
		SUBARU GL COUPE 1400	2
		SUBARU STANDARD	8
		SUBARU STAR	5
		SUBARU 4WD	4

MANUFACTURER	CODE	MODEL	CODE	
TOYOTA 16	56	CARINA	5	7
		CELICA	2	6
		COROLLA 1200	6	2
		COROLLA 1600	1	2
		CORONA	3	4
		CROWN	7	3
		MARK 2	4	5

APPENDIX F

EXCERPTS FROM APRIL 1978 PROGRESS REPORT

SECTION 2.3.3 OF TEXT

There are some problems in this analysis as presently constituted. In particular, if the values of several parameters are missing it becomes easier to find matches since the missing parameters are not tested. 1977 Rabbit, for example, is matched to the 1974 Fiat 128. These models are indeed nearly identical with respect to weight, width, length and height. The 1974 Fiat 128 did not have entries for roominess, rear overhang, front crush length or body side thickness. We have, however, since measured those parameters and can compare Rabbit to Fiat 128 as follows:

	RABBIT	FIAT	RELATIVE DIFFERENCE
Weight	1860 lbs	1920 lb	-.03
Width	63.4"	63.9"	-.01
Length	155.3"	157.2"	-.01
Height	55.5"	55.9"	-.01
Roominess	260.7"	253.0"	+.03
Rear	27.8"	33.0"	-.16
Front	46.3"	45.5"	+.02
Side	4.7"	4.5"	+.04

Except in the rear overhang Rabbit and Fiat 128 are strikingly similar in size and shape. They are also both transverse engine front wheel drive cars. Apparently even Rabbit, which was one of the most overall different cars for its roominess group is still represented by a similar model type in the 1974 baseline year.

A similar similarity analysis can be demonstrated for the 1977 Impala 4 door V-8 and the 1974 Matador 4 door V-8 or the 1974 LeMans 4 door 6.

	Impala	Matador	Relative Difference	LeMans	Relative Difference
Weight	3771 lbs.	3743 lbs	+.01	3741 lbs	+.01
Width	76.0"	77.3"	-.02	77.9"	-.02
Lenth	212.1"	215.9"	-.02	212.0"	.00
Height	56.0"	54.5"	+.03	52.9"	+.06
Roominess	289.3"	288.6"	.00	282.4"	+.02
Rear	56.1"	56.1"	.00	55.7"	+.01
Front	59.8"	60.7"	-.01	59.3"	+.01
Side	7.3"	8.0"	-.09	7.5"	-.03

There are, therefore, two popular 1974 models which are not different from the supposedly "new" 1977 Impala.

The comments of the editors of Consumer Guide Auto '75 magazine published February, 1975 are interesting. Of Matadaor they say (Page 7): "Matador has classic intermediate car dimensions on the outside, yet it provides just about as much interior room as you can find in any car. If that is the kind of product AMC's competitors are planning for the full sized car of the future, AMC is a jump ahead."

Of LeMans they say (Page 90):

"Time and events in the auto industry are by-passing the intermediate-sized car. At last, the planning of the major auto companies points to the eventual elimination of the class we presently know as intermediate. In its place the companies are planning to sell smaller versions of the full sized car lines. While cars of the intermediate size will continue to be built--and in high volume number--the industry will call them full size lines."

We have done an analysis which identifies which baseline (1974) cars are most typical of each roominess class. This analysis is simply a ranking of the distance of models from the average of the class. The distance was a weighted average of the absolute values of the differences for each model from the average value for each parameter. The weights used were:

Weight	5
Width	1
Length	1
Height	1
Roominess	1
Rear	1
Front	1
Side	2

In Table 12 listings are pointed for the closest 10 cars in each roominess class and for the closest 10 cars in the classes ± 5" of the roominess of 1976 Rabbit (261"), 1976 Pacer (268") and

APPENDIX G

OUTPUT FROM RUN 1 AND 2 OF THE KRAESP MODEL

SECTION 5.3 OF TEXT

TABLE A- 1

G-FACTOR = 1.0

NUMBER OF INJURY AND FATALITY LOSSES BY YEAR
ASSUMING IMPLEMENTATION SCHEME BASE
SUBROUTINE <DRVRNG> FOR YEAR 1 AND IMPLEMENTATION SCHEME 1
CALCULATED NO. OF ACCIDENTS - 1725932.7 -- EXPECTED NO. IS 1725977
YEAR 1977. FRONT IMPACT. VEHICLE-TO-VEHICLE

	AIS 0	AIS 1	AIS 2	AIS 3	AIS 4	AIS 5	AIS 6	TOTAL
DV CELL 5	228517.	35293.	2546.	537.	112.	0.	0.	266604.
DV CELL 10	346317.	94990.	10542.	2708.	251.	17.	64.	454689.
DV CELL 15	186334.	78899.	16972.	2525.	734.	62.	154.	285679.
DV CELL 20	79239.	46606.	11089.	3798.	836.	133.	414.	141505.
DV CELL 25	32778.	24498.	6156.	2183.	659.	304.	513.	67090.
DV CELL 30	13594.	14085.	3797.	2191.	669.	300.	875.	35510.
DV CELL 35	6870.	7916.	2541.	1908.	907.	164.	699.	21007.
DV CELL 40	4356.	4077.	1198.	1257.	648.	150.	1134.	13019.
DV CELL 45	455.	2483.	1302.	1225.	442.	252.	1382.	7542.
DV CELL 50	709.	383.	789.	628.	542.	6.	1132.	4191.
DV CELL 55	4.	124.	181.	477.	530.	32.	893.	2240.
DV CELL 60	1.	209.	151.	377.	70.	16.	668.	1492.
DV CELL 65	0.	0.	237.	247.	134.	0.	370.	988.
DV CELL 70	0.	91.	18.	190.	18.	0.	263.	580.
DV CELL 75	0.	96.	34.	38.	10.	1.	150.	332.
DV CELL 80	0.	52.	18.	20.	6.	1.	80.	177.
DV CELL 85	0.	34.	12.	13.	4.	0.	52.	114.
DV CELL 90	0.	6.	4.	1.	1.	0.	27.	39.
DV CELL 95	0.	4.	3.	1.	1.	0.	32.	32.
DV CELL 100	0.	3.	2.	1.	1.	0.	15.	21.
DV CELL 105	0.	2.	2.	1.	1.	0.	12.	17.
DV CELL 110	0.	2.	1.	0.	0.	0.	9.	14.
DV CELL 115	0.	1.	1.	0.	0.	0.	4.	6.
DV CELL 120	0.	0.	0.	0.	0.	0.	1.	1.
DV CELL 125	0.	0.	0.	0.	0.	0.	0.	0.
DV CELL 130	0.	0.	0.	0.	0.	0.	0.	0.
DV CELL 135	0.	0.	0.	0.	0.	0.	0.	0.
DV CELL 140	0.	0.	0.	0.	0.	0.	0.	0.
DV CELL 145	0.	0.	0.	0.	0.	0.	0.	0.
DV CELL 150	0.	0.	0.	0.	0.	0.	0.	0.
TOTAL	899173.	309657.	57594.	20117.	6776.	1442.	8931.	1303690.
MEAN	9.	13.	17.	25.	31.	30.	42.	11.

YEAR 1977, FRONT IMPACT, VEHICLE-TO-FIXED-OBJECT

	AIS 0	AIS 1	AIS 2	AIS 3	AIS 4	AIS 5	AIS 6	TOTAL
DV CELL 5	35202.	13646.	1325.	175.	26.	0.	0.	50377.
DV CELL 10	99364.	38600.	5944.	1712.	127.	92.	58.	145897.
DV CELL 15	76627.	38722.	11525.	2602.	301.	446.	285.	130508.
DV CELL 20	33380.	27312.	9107.	4203.	543.	177.	684.	75206.
DV CELL 25	10716.	10247.	3746.	1501.	364.	137.	789.	27702.
DV CELL 30	3014.	4063.	1350.	1060.	432.	166.	380.	10465.
DV CELL 35	4431.	4110.	1469.	1287.	434.	131.	498.	12210.
DV CELL 40	221.	394.	256.	402.	158.	53.	55.	1539.
DV CELL 45	726.	628.	223.	614.	224.	4.	357.	2975.
DV CELL 50	449.	583.	149.	112.	11.	4.	231.	1539.
DV CELL 55	132.	174.	9.	269.	0.	73.	165.	821.
DV CELL 60	701.	45.	313.	63.	10.	4.	197.	1334.
DV CELL 65	303.	205.	83.	139.	32.	9.	270.	1039.
DV CELL 70	19.	18.	2.	38.	12.	4.	110.	205.
DV CELL 75	1.	25.	7.	1.	0.	0.	170.	205.
DV CELL 80	2.	12.	4.	0.	0.	0.	85.	103.
DV CELL 85	0.	0.	0.	0.	0.	0.	0.	0.
DV CELL 90	2.	12.	4.	0.	0.	0.	85.	103.
DV CELL 95	0.	0.	0.	0.	0.	0.	0.	0.
DV CELL 100	0.	0.	0.	0.	0.	0.	0.	0.
DV CELL 105	0.	0.	0.	0.	0.	0.	0.	0.
DV CELL 110	0.	0.	0.	0.	0.	0.	0.	0.
DV CELL 115	0.	0.	0.	0.	0.	0.	0.	0.
DV CELL 120	0.	0.	0.	0.	0.	0.	0.	0.
DV CELL 125	0.	0.	0.	0.	0.	0.	0.	0.
DV CELL 130	0.	0.	0.	0.	0.	0.	0.	0.
DV CELL 135	0.	0.	0.	0.	0.	0.	0.	0.
DV CELL 140	0.	0.	0.	0.	0.	0.	0.	0.
DV CELL 145	0.	0.	0.	0.	0.	0.	0.	0.
DV CELL 150	0.	0.	0.	0.	0.	0.	0.	0.
TOTAL	265792.	133996.	35516.	13477.	2726.	1300.	4420.	462727.
MEAN	11.	13.	16.	21.	25.	22.	36.	13.

YEAR 1977, SIDE IMPACT , VEHICLE-TO-VEHICLE

	AIS 0	AIS 1	AIS 2	AIS 3	AIS 4	AIS 5	AIS 6	TOTAL
DV CELL 5	90613.	11215.	844.	438.	0.	0.	0.	103111.
DV CELL 10	164124.	49504.	3999.	2062.	103.	14.	0.	219666.
DV CELL 15	89211.	45666.	7801.	6543.	624.	162.	381.	150584.
DV CELL 20	29301.	29616.	5959.	4529.	761.	350.	597.	70342.
DV CELL 25	11454.	12357.	3601.	2297.	740.	212.	1577.	32430.
DV CELL 30	7276.	4355.	1142.	469.	411.	136.	1244.	15036.
DV CELL 35	1755.	2117.	398.	1631.	406.	134.	785.	7227.
DV CELL 40	81.	1056.	993.	307.	244.	106.	699.	3489.
DV CELL 45	6.	449.	70.	373.	123.	171.	462.	1654.
DV CELL 50	0.	146.	25.	83.	39.	63.	405.	763.
DV CELL 55	0.	76.	8.	49.	21.	77.	426.	416.
DV CELL 60	0.	43.	5.	26.	11.	21.	136.	242.
DV CELL 65	0.	17.	2.	5.	3.	6.	64.	96.
DV CELL 70	0.	8.	1.	2.	1.	3.	29.	45.
DV CELL 75	0.	0.	1.	1.	1.	2.	30.	35.
DV CELL 80	0.	2.	0.	0.	0.	1.	9.	13.
DV CELL 85	0.	1.	0.	0.	0.	0.	5.	7.
DV CELL 90	0.	1.	0.	0.	0.	0.	2.	3.
DV CELL 95	0.	0.	0.	0.	0.	0.	2.	2.
DV CELL 100	0.	0.	0.	0.	0.	0.	1.	1.
DV CELL 105	0.	0.	0.	0.	0.	0.	0.	0.
DV CELL 110	0.	0.	0.	0.	0.	0.	0.	0.
DV CELL 115	0.	0.	0.	0.	0.	0.	0.	0.
DV CELL 120	0.	0.	0.	0.	0.	0.	0.	0.
DV CELL 125	0.	0.	0.	0.	0.	0.	0.	0.
DV CELL 130	0.	0.	0.	0.	0.	0.	0.	0.
DV CELL 135	0.	0.	0.	0.	0.	0.	0.	0.
DV CELL 140	0.	0.	0.	0.	0.	0.	0.	0.
DV CELL 145	0.	0.	0.	0.	0.	0.	0.	0.
DV CELL 150	0.	0.	0.	0.	0.	0.	0.	0.
TOTAL	395824.	154100.	25049.	18604.	3484.	1449.	4650.	605341.
MEAN	9.	13.	16.	16.	23.	26.	31.	11.

YEAR 1977, SIDE IMPACT , VEHICLE-TO-FIXED-OBJECT

	AIS 0	AIS 1	AIS 2	AIS 3	AIS 4	AIS 5	AIS 6	TOTAL
DV CELL 5	25141.	8066.	2048.	639.	130.	0.	347.	36371.
DV CELL 10	24952.	9753.	1502.	1318.	336.	80.	74.	37015.
DV CELL 15	10479.	4916.	1917.	2257.	427.	37.	459.	20492.
DV CELL 20	10221.	5624.	1335.	1403.	708.	165.	408.	19534.
DV CELL 25	849.	3694.	562.	515.	357.	249.	547.	6974.
DV CELL 30	1625.	1016.	199.	797.	169.	46.	437.	4292.
DV CELL 35	94.	80.	49.	177.	37.	9.	198.	644.
DV CELL 40	432.	702.	257.	243.	62.	7.	227.	1931.
DV CELL 45	25.	12.	6.	48.	3.	0.	11.	107.
DV CELL 50	7.	11.	15.	47.	11.	0.	16.	107.
DV CELL 55	6.	11.	50.	13.	12.	0.	16.	107.
DV CELL 60	9.	55.	75.	51.	53.	1.	186.	429.
DV CELL 65	7.	41.	51.	39.	39.	0.	144.	322.
DV CELL 70	5.	25.	44.	21.	22.	0.	98.	215.
DV CELL 75	0.	0.	0.	0.	0.	0.	0.	0.
DV CELL 80	1.	28.	15.	24.	6.	1.	140.	215.
DV CELL 85	0.	0.	0.	0.	0.	0.	0.	0.
DV CELL 90	0.	0.	0.	0.	0.	0.	0.	0.
DV CELL 95	0.	0.	0.	0.	0.	0.	0.	0.
DV CELL 100	0.	0.	0.	0.	0.	0.	0.	0.
DV CELL 105	0.	0.	0.	0.	0.	0.	0.	0.
DV CELL 110	0.	0.	0.	0.	0.	0.	0.	0.
DV CELL 115	0.	0.	0.	0.	0.	0.	0.	0.
DV CELL 120	0.	0.	0.	0.	0.	0.	0.	0.
DV CELL 125	0.	0.	0.	0.	0.	0.	0.	0.
DV CELL 130	0.	0.	0.	0.	0.	0.	0.	0.
DV CELL 135	0.	0.	0.	0.	0.	0.	0.	0.
DV CELL 140	0.	0.	0.	0.	0.	0.	0.	0.
DV CELL 145	0.	0.	0.	0.	0.	0.	0.	0.
DV CELL 150	0.	0.	0.	0.	0.	0.	0.	0.
TOTAL	73653.	34435.	9096.	7391.	2371.	600.	3309.	128855.
MEAN	9.	14.	13.	17.	19.	19.	28.	11.

YEAR 1977, REAR IMPACT , VEHICLE-TO-VEHICLE

	AIS 0	AIS 1	AIS 2	AIS 3	AIS 4	AIS 5	AIS 6	TOTAL
DV CELL 5	16387.	15986.	135.	135.	0.	0.	0.	32638.
DV CELL 10	31875.	21604.	308.	97.	0.	0.	0.	54885.
DV CELL 15	20666.	12121.	559.	130.	0.	0.	0.	33476.
DV CELL 20	7293.	6021.	380.	64.	91.	0.	60.	13911.
DV CELL 25	2792.	1341.	119.	305.	100.	0.	100.	4757.
DV CELL 30	624.	300.	27.	66.	22.	0.	22.	1064.
DV CELL 35	186.	99.	9.	21.	7.	0.	7.	329.
DV CELL 40	50.	26.	2.	6.	2.	0.	2.	98.
DV CELL 45	9.	4.	0.	1.	0.	0.	0.	16.
DV CELL 50	2.	1.	0.	0.	0.	0.	0.	3.
DV CELL 55	2.	1.	0.	0.	0.	0.	0.	3.
DV CELL 60	0.	0.	0.	0.	0.	0.	0.	1.
DV CELL 65	0.	0.	0.	0.	0.	0.	0.	0.
DV CELL 70	0.	0.	0.	0.	0.	0.	0.	0.
DV CELL 75	0.	0.	0.	0.	0.	0.	0.	0.
DV CELL 80	0.	0.	0.	0.	0.	0.	0.	0.
DV CELL 85	0.	0.	0.	0.	0.	0.	0.	0.
DV CELL 90	0.	0.	0.	0.	0.	0.	0.	0.
DV CELL 95	0.	0.	0.	0.	0.	0.	0.	0.
DV CELL 100	0.	0.	0.	0.	0.	0.	0.	0.
DV CELL 105	0.	0.	0.	0.	0.	0.	0.	0.
DV CELL 110	0.	0.	0.	0.	0.	0.	0.	0.
DV CELL 115	0.	0.	0.	0.	0.	0.	0.	0.
DV CELL 120	0.	0.	0.	0.	0.	0.	0.	0.
DV CELL 125	0.	0.	0.	0.	0.	0.	0.	0.
DV CELL 130	0.	0.	0.	0.	0.	0.	0.	0.
DV CELL 135	0.	0.	0.	0.	0.	0.	0.	0.
DV CELL 140	0.	0.	0.	0.	0.	0.	0.	0.
DV CELL 145	0.	0.	0.	0.	0.	0.	0.	0.
DV CELL 150	0.	0.	0.	0.	0.	0.	0.	0.
TOTAL	79688.	57699.	1539.	826.	223.	0.	193.	140370.
MEAN	9.	9.	13.	16.	22.	0.	22.	9.

YEAR 1977. ROLL IMPACT , VEHICLE-TO-FIXED-OBJECT

	AIS 0	AIS 1	AIS 2	AIS 3	AIS 4	AIS 5	AIS 6	TOTAL
DV CELL 5	5435.	3111.	927.	438.	113.	46.	273.	10344.
DV CELL 10	8281.	4741.	1413.	667.	173.	71.	416.	15762.
DV CELL 15	10611.	6075.	1810.	855.	221.	91.	533.	20195.
DV CELL 20	9834.	5630.	1678.	792.	205.	84.	494.	18718.
DV CELL 25	8023.	4593.	1369.	646.	167.	66.	403.	15270.
DV CELL 30	5952.	3408.	1016.	480.	124.	51.	299.	11329.
DV CELL 35	4400.	2519.	751.	354.	92.	38.	221.	8374.
DV CELL 40	3313.	1897.	565.	267.	69.	28.	166.	6305.
DV CELL 45	2381.	1363.	406.	192.	50.	20.	120.	4532.
DV CELL 50	1812.	1037.	309.	146.	38.	15.	91.	3446.
DV CELL 55	1294.	741.	221.	104.	27.	11.	65.	2463.
DV CELL 60	828.	474.	141.	67.	17.	7.	42.	1576.
DV CELL 65	569.	326.	97.	46.	12.	5.	29.	1084.
DV CELL 70	373.	213.	64.	30.	8.	3.	19.	709.
DV CELL 75	233.	133.	40.	19.	5.	2.	12.	443.
DV CELL 80	135.	77.	23.	11.	3.	1.	7.	256.
DV CELL 85	78.	44.	13.	6.	2.	1.	4.	148.
DV CELL 90	0.	0.	0.	0.	0.	0.	0.	0.
DV CELL 95	0.	0.	0.	0.	0.	0.	0.	0.
DV CELL 100	0.	0.	0.	0.	0.	0.	0.	0.
DV CELL 105	0.	0.	0.	0.	0.	0.	0.	0.
DV CELL 110	0.	0.	0.	0.	0.	0.	0.	0.
DV CELL 115	0.	0.	0.	0.	0.	0.	0.	0.
DV CELL 120	0.	0.	0.	0.	0.	0.	0.	0.
DV CELL 125	0.	0.	0.	0.	0.	0.	0.	0.
DV CELL 130	0.	0.	0.	0.	0.	0.	0.	0.
DV CELL 135	0.	0.	0.	0.	0.	0.	0.	0.
DV CELL 140	0.	0.	0.	0.	0.	0.	0.	0.
DV CELL 145	0.	0.	0.	0.	0.	0.	0.	0.
DV CELL 150	0.	0.	0.	0.	0.	0.	0.	0.
TOTAL	63550.	36383.	10643.	5120.	1325.	542.	3193.	120956.
MEAN	22.	22.	22.	22.	22.	22.	22.	22.

TABLE A- 2

G-FACTOR = 1.0

NUMBER OF INJURY AND FATALITY LOSSES BY YEAR
ASSUMING IMPLEMENTATION SCHEME BASE
SUBROUTINE <DRVRNG> FOR YEAR 4 AND IMPLEMENTATION SCHEME 1
CALCULATED NO. OF ACCIDENTS - 1794884.7 -- EXPECTED NO. IS 1795011
YEAR 1980. FRONT IMPACT. VEHICLE-TO-VEHICLE

	AIS 0	AIS 1	AIS 2	AIS 3	AIS 4	AIS 5	AIS 6	TOTAL
DV CELL 5	236401.	35510.	2634.	348.	110.	0.	0.	276009.
DV CELL 10	358089.	98219.	10900.	2800.	260.	17.	66.	470351.
DV CELL 15	193907.	82105.	17062.	2626.	764.	65.	160.	297290.
DV CELL 20	83162.	48382.	11658.	3982.	678.	140.	435.	148638.
DV CELL 25	34516.	25951.	6522.	2310.	697.	321.	542.	70659.
DV CELL 30	14255.	14371.	4016.	2312.	706.	317.	922.	37397.
DV CELL 35	7186.	8335.	2680.	2011.	955.	173.	735.	22076.
DV CELL 40	4542.	4274.	1259.	1330.	698.	159.	1203.	13666.
DV CELL 45	490.	2670.	1400.	1318.	475.	271.	1486.	8110.
DV CELL 50	759.	410.	845.	673.	581.	9.	1213.	4490.
DV CELL 55	4.	135.	198.	521.	576.	34.	974.	2444.
DV CELL 60	1.	218.	157.	393.	73.	17.	697.	1556.
DV CELL 65	0.	0.	248.	259.	140.	0.	389.	1037.
DV CELL 70	0.	101.	20.	211.	20.	0.	292.	644.
DV CELL 75	0.	113.	39.	43.	12.	2.	173.	382.
DV CELL 80	0.	56.	20.	22.	6.	1.	89.	196.
DV CELL 85	0.	36.	12.	14.	4.	1.	54.	120.
DV CELL 90	0.	7.	5.	2.	2.	0.	35.	51.
DV CELL 95	0.	5.	3.	1.	1.	0.	22.	33.
DV CELL 100	0.	4.	3.	1.	1.	0.	17.	25.
DV CELL 105	0.	3.	2.	1.	1.	0.	12.	18.
DV CELL 110	0.	2.	2.	1.	0.	0.	11.	16.
DV CELL 115	0.	1.	1.	0.	0.	0.	5.	8.
DV CELL 120	0.	0.	0.	0.	0.	0.	1.	2.
DV CELL 125	0.	0.	0.	0.	0.	0.	0.	0.
DV CELL 130	0.	0.	0.	0.	0.	0.	0.	0.
DV CELL 135	0.	0.	0.	0.	0.	0.	0.	0.
DV CELL 140	0.	0.	0.	0.	0.	0.	0.	0.
DV CELL 145	0.	0.	0.	0.	0.	0.	0.	0.
DV CELL 150	0.	0.	0.	0.	0.	0.	0.	0.
TOTAL	933512.	322410.	60287.	21181.	7168.	1527.	9534.	1355418.
MEAN	9.	13.	17.	25.	31.	20.	43.	11.

YEAR 1980. FRONT IMPACT. VEHICLE-TO-FIXED-OBJECT

	AIS 0	AIS 1	AIS 2	AIS 3	AIS 4	AIS 5	AIS 6	TOTAL
DV CELL 5	36610.	14192.	1377.	183.	29.	0.	0.	52392.
DV CELL 10	103330.	47144.	6182.	1781.	132.	85.	61.	151733.
DV CELL 15	79692.	40271.	11986.	2706.	313.	464.	297.	135728.
DV CELL 20	34709.	28404.	9476.	4165.	565.	184.	711.	78214.
DV CELL 25	11130.	10655.	3904.	1564.	587.	143.	621.	28610.
DV CELL 30	3121.	4229.	1411.	1104.	450.	173.	396.	10684.
DV CELL 35	4586.	4283.	1534.	1343.	296.	136.	519.	12696.
DV CELL 40	225.	409.	267.	420.	166.	55.	58.	1601.
DV CELL 45	755.	861.	232.	638.	232.	4.	371.	3094.
DV CELL 50	467.	606.	155.	117.	11.	4.	240.	1601.
DV CELL 55	137.	181.	9.	280.	0.	76.	171.	554.
DV CELL 60	729.	47.	325.	46.	11.	4.	205.	1387.
DV CELL 65	635.	213.	86.	144.	33.	9.	281.	1601.
DV CELL 70	20.	19.	2.	40.	12.	5.	115.	213.
DV CELL 75	1.	26.	8.	1.	0.	0.	177.	213.
DV CELL 80	2.	13.	4.	0.	0.	0.	88.	107.
DV CELL 85	0.	0.	0.	0.	0.	0.	0.	0.
DV CELL 90	2.	13.	4.	0.	0.	0.	89.	107.
DV CELL 95	0.	0.	0.	0.	0.	0.	0.	0.
DV CELL 100	0.	0.	0.	0.	0.	0.	0.	0.
DV CELL 105	0.	0.	0.	0.	0.	0.	0.	0.
DV CELL 110	0.	0.	0.	0.	0.	0.	0.	0.
DV CELL 115	0.	0.	0.	0.	0.	0.	0.	0.
DV CELL 120	0.	0.	0.	0.	0.	0.	0.	0.
DV CELL 125	0.	0.	0.	0.	0.	0.	0.	0.
DV CELL 130	0.	0.	0.	0.	0.	0.	0.	0.
DV CELL 135	0.	0.	0.	0.	0.	0.	0.	0.
DV CELL 140	0.	0.	0.	0.	0.	0.	0.	0.
DV CELL 145	0.	0.	0.	0.	0.	0.	0.	0.
DV CELL 150	0.	0.	0.	0.	0.	0.	0.	0.
TOTAL	276365.	144366.	36962.	14551.	2138.	1353.	4600.	481235.
MEAN	11.	13.	16.	21.	25.	22.	36.	13.

YEAR 1980, SIDE IMPACT , VEHICLE-TO-VEHICLE

	AIS 0	AIS 1	AIS 2	AIS 3	AIS 4	AIS 5	AIS 6	TOTAL
DV CELL 5	93733.	11601.	873.	454.	0.	0.	0.	106061.
DV CELL 10	169614.	51222.	4133.	2131.	106.	14.	0.	227221.
DV CELL 15	92726.	47673.	8109.	6797.	646.	169.	396.	156518.
DV CELL 20	30891.	30380.	6282.	4775.	602.	400.	630.	74160.
DV CELL 25	12035.	12984.	3994.	2403.	778.	223.	1657.	34075.
DV CELL 30	7726.	4623.	1212.	498.	436.	145.	1321.	15961.
DV CELL 35	1856.	2239.	421.	1725.	429.	142.	830.	7643.
DV CELL 40	89.	1151.	1081.	334.	265.	117.	761.	3797.
DV CELL 45	6.	477.	74.	596.	127.	182.	496.	1758.
DV CELL 50	0.	163.	27.	92.	43.	69.	445.	838.
DV CELL 55	0.	84.	9.	54.	23.	41.	249.	460.
DV CELL 60	0.	46.	5.	28.	12.	22.	144.	257.
DV CELL 65	0.	20.	2.	6.	3.	7.	75.	113.
DV CELL 70	0.	9.	1.	2.	1.	3.	32.	48.
DV CELL 75	0.	6.	1.	1.	1.	2.	22.	32.
DV CELL 80	0.	3.	0.	1.	0.	1.	11.	16.
DV CELL 85	0.	1.	0.	0.	0.	0.	5.	6.
DV CELL 90	0.	1.	0.	0.	0.	0.	3.	4.
DV CELL 95	0.	0.	0.	0.	0.	0.	2.	2.
DV CELL 100	0.	0.	0.	0.	0.	0.	1.	2.
DV CELL 105	0.	0.	0.	0.	0.	0.	0.	1.
DV CELL 110	0.	0.	0.	0.	0.	0.	0.	0.
DV CELL 115	0.	0.	0.	0.	0.	0.	0.	0.
DV CELL 120	0.	0.	0.	0.	0.	0.	0.	0.
DV CELL 125	0.	0.	0.	0.	0.	0.	0.	0.
DV CELL 130	0.	0.	0.	0.	0.	0.	0.	0.
DV CELL 135	0.	0.	0.	0.	0.	0.	0.	0.
DV CELL 140	0.	0.	0.	0.	0.	0.	0.	0.
DV CELL 145	0.	0.	0.	0.	0.	0.	0.	0.
DV CELL 150	0.	0.	0.	0.	0.	0.	0.	0.
TOTAL	406677.	162083.	26225.	19697.	3676.	1537.	7079.	629574.
MEAN	9.	13.	16.	18.	23.	26.	31.	11.

YEAR 1980, SIDE IMPACT , VEHICLE-TO-FIXED-OBJECT

	AIS 0	AIS 1	AIS 2	AIS 3	AIS 4	AIS 5	AIS 6	TOTAL
DV CELL 5	26147.	9388.	2130.	865.	135.	0.	361.	37626.
DV CELL 10	25950.	9104.	1562.	1371.	349.	83.	77.	38495.
DV CELL 15	10898.	5112.	1993.	2347.	444.	39.	478.	21312.
DV CELL 20	10629.	5649.	1357.	1251.	736.	172.	425.	20419.
DV CELL 25	883.	4350.	585.	536.	371.	259.	569.	7253.
DV CELL 30	1690.	1057.	207.	429.	176.	50.	454.	4463.
DV CELL 35	98.	83.	51.	184.	39.	9.	206.	670.
DV CELL 40	450.	731.	267.	252.	65.	8.	236.	2009.
DV CELL 45	26.	13.	8.	49.	3.	0.	12.	112.
DV CELL 50	7.	11.	16.	49.	12.	0.	16.	112.
DV CELL 55	0.	11.	52.	13.	12.	0.	16.	112.
DV CELL 60	10.	57.	78.	53.	55.	1.	194.	446.
DV CELL 65	7.	43.	53.	40.	41.	0.	150.	335.
DV CELL 70	5.	20.	46.	21.	23.	0.	102.	223.
DV CELL 75	0.	0.	0.	0.	0.	0.	0.	0.
DV CELL 80	1.	29.	16.	25.	0.	1.	146.	223.
DV CELL 85	0.	0.	0.	0.	0.	0.	0.	0.
DV CELL 90	0.	0.	0.	0.	0.	0.	0.	0.
DV CELL 95	0.	0.	0.	0.	0.	0.	0.	0.
DV CELL 100	0.	0.	0.	0.	0.	0.	0.	0.
DV CELL 105	0.	0.	0.	0.	0.	0.	0.	0.
DV CELL 110	0.	0.	0.	0.	0.	0.	0.	0.
DV CELL 115	0.	0.	0.	0.	0.	0.	0.	0.
DV CELL 120	0.	0.	0.	0.	0.	0.	0.	0.
DV CELL 125	0.	0.	0.	0.	0.	0.	0.	0.
DV CELL 130	0.	0.	0.	0.	0.	0.	0.	0.
DV CELL 135	0.	0.	0.	0.	0.	0.	0.	0.
DV CELL 140	0.	0.	0.	0.	0.	0.	0.	0.
DV CELL 145	0.	0.	0.	0.	0.	0.	0.	0.
DV CELL 150	0.	0.	0.	0.	0.	0.	0.	0.
TOTAL	76807.	34564.	9420.	7686.	2466.	624.	3442.	134009.
MEAN	9.	12.	13.	17.	19.	19.	28.	11:

YEAR 1980, REAR IMPACT , VEHICLE-TO-VEHICLE

	AIS 0	AIS 1	AIS 2	AIS 3	AIS 4	AIS 5	AIS 6	TOTAL
DV CELL 5	16949.	16526.	140.	140.	0.	0.	0.	33757.
DV CELL 10	33023.	22589.	319.	101.	0.	0.	0.	56031.
DV CELL 15	21422.	12565.	579.	135.	0.	0.	0.	34701.
DV CELL 20	7689.	6347.	400.	67.	96.	0.	64.	14663.
DV CELL 25	3036.	1456.	129.	331.	109.	0.	109.	5172.
DV CELL 30	688.	330.	29.	75.	25.	0.	25.	1172.
DV CELL 35	205.	109.	10.	23.	8.	0.	8.	363.
DV CELL 40	56.	30.	3.	6.	2.	0.	2.	99.
DV CELL 45	10.	5.	0.	1.	0.	0.	0.	18.
DV CELL 50	2.	1.	0.	0.	0.	0.	0.	4.
DV CELL 55	2.	1.	0.	0.	0.	0.	0.	4.
DV CELL 60	0.	0.	0.	0.	0.	0.	0.	1.
DV CELL 65	0.	0.	0.	0.	0.	0.	0.	0.
DV CELL 70	0.	0.	0.	0.	0.	0.	0.	0.
DV CELL 75	0.	0.	0.	0.	0.	0.	0.	0.
DV CELL 80	0.	0.	0.	0.	0.	0.	0.	0.
DV CELL 85	0.	0.	0.	0.	0.	0.	0.	0.
DV CELL 90	0.	0.	0.	0.	0.	0.	0.	0.
DV CELL 95	0.	0.	0.	0.	0.	0.	0.	0.
DV CELL 100	0.	0.	0.	0.	0.	0.	0.	0.
DV CELL 105	0.	0.	0.	0.	0.	0.	0.	0.
DV CELL 110	0.	0.	0.	0.	0.	0.	0.	0.
DV CELL 115	0.	0.	0.	0.	0.	0.	0.	0.
DV CELL 120	0.	0.	0.	0.	0.	0.	0.	0.
DV CELL 125	0.	0.	0.	0.	0.	0.	0.	0.
DV CELL 130	0.	0.	0.	0.	0.	0.	0.	0.
DV CELL 135	0.	0.	0.	0.	0.	0.	0.	0.
DV CELL 140	0.	0.	0.	0.	0.	0.	0.	0.
DV CELL 145	0.	0.	0.	0.	0.	0.	0.	0.
DV CELL 150	0.	0.	0.	0.	0.	0.	0.	0.
TOTAL	83082.	59963.	1610.	881.	240.	0.	208.	145985.
MEAN	9.	9.	13.	17.	22.	0.	22.	9.

YEAR 1980, ROLL IMPACT , VEHICLE-TO-FIXED-OBJECT

	AIS 0	AIS 1	AIS 2	AIS 3	AIS 4	AIS 5	AIS 6	TOTAL
DV CELL 5	5652.	3236.	964.	455.	118.	48.	284.	10756.
DV CELL 10	8613.	4931.	1469.	694.	180.	73.	433.	16393.
DV CELL 15	11035.	6318.	1883.	889.	230.	94.	554.	21003.
DV CELL 20	10228.	5855.	1745.	824.	213.	87.	514.	19466.
DV CELL 25	8344.	4777.	1424.	672.	174.	71.	419.	15881.
DV CELL 30	6190.	3544.	1056.	499.	129.	53.	311.	11782.
DV CELL 35	4576.	2620.	781.	369.	95.	39.	230.	8709.
DV CELL 40	3445.	1972.	588.	278.	72.	29.	173.	6557.
DV CELL 45	2476.	1418.	422.	199.	52.	21.	124.	4713.
DV CELL 50	1884.	1079.	321.	152.	39.	16.	95.	3586.
DV CELL 55	1346.	770.	230.	108.	28.	11.	68.	2561.
DV CELL 60	861.	493.	147.	69.	18.	7.	43.	1639.
DV CELL 65	592.	339.	101.	48.	12.	5.	30.	1127.
DV CELL 70	388.	222.	66.	31.	8.	3.	19.	738.
DV CELL 75	242.	139.	41.	20.	5.	2.	12.	461.
DV CELL 80	140.	80.	24.	11.	3.	1.	7.	266.
DV CELL 85	81.	46.	14.	7.	2.	1.	4.	154.
DV CELL 90	0.	0.	0.	0.	0.	0.	0.	0.
DV CELL 95	0.	0.	0.	0.	0.	0.	0.	0.
DV CELL 100	0.	0.	0.	0.	0.	0.	0.	0.
DV CELL 105	0.	0.	0.	0.	0.	0.	0.	0.
DV CELL 110	0.	0.	0.	0.	0.	0.	0.	0.
DV CELL 115	0.	0.	0.	0.	0.	0.	0.	0.
DV CELL 120	0.	0.	0.	0.	0.	0.	0.	0.
DV CELL 125	0.	0.	0.	0.	0.	0.	0.	0.
DV CELL 130	0.	0.	0.	0.	0.	0.	0.	0.
DV CELL 135	0.	0.	0.	0.	0.	0.	0.	0.
DV CELL 140	0.	0.	0.	0.	0.	0.	0.	0.
DV CELL 145	0.	0.	0.	0.	0.	0.	0.	0.
DV CELL 150	0.	0.	0.	0.	0.	0.	0.	0.
TOTAL	66392.	37636.	11276.	5325.	1376.	564.	3320.	125794.
MEAN	22.	22.	22.	22.	22.	22.	22.	22.

TABLE A- 3

G-FACTOR = 1.0

NUMBER OF INJURY AND FATALITY LOSSES BY YEAR
ASSUMING IMPLEMENTATION SCHEME BASE
SUBROUTINE <DRVRNG> FOR YEAR 9 AND IMPLEMENTATION SCHEME 1
CALCULATED NO. OF ACCIDENTS - 1946142.7 -- EXPECTED NO. IS 1946446
YEAR 1985, FRONT IMPACT, VEHICLE-TO-VEHICLE

	AIS 0	AIS 1	AIS 2	AIS 3	AIS 4	AIS 5	AIS 6	TOTAL
DV CELL 5	253167.	39100.	2820.	373.	124.	0.	0.	295585.
DV CELL 10	386083.	105697.	11753.	3019.	680.	19.	71.	507121.
DV CELL 15	210833.	89672.	19204.	2857.	630.	70.	174.	323241.
DV CELL 20	91176.	53162.	12807.	4375.	964.	153.	477.	163114.
DV CELL 25	37990.	28693.	7215.	2552.	770.	354.	598.	78171.
DV CELL 30	15745.	16511.	4465.	2566.	793.	351.	1022.	41443.
DV CELL 35	7901.	9216.	2969.	2226.	1056.	191.	813.	24372.
DV CELL 40	4986.	4712.	1390.	1482.	1002.	178.	1345.	15095.
DV CELL 45	546.	2987.	1567.	1474.	532.	374.	1662.	9073.
DV CELL 50	861.	465.	958.	764.	659.	10.	1375.	5092.
DV CELL 55	5.	155.	227.	596.	863.	39.	1116.	2800.
DV CELL 60	1.	245.	177.	441.	82.	19.	783.	1749.
DV CELL 65	0.	0.	278.	290.	157.	0.	435.	1160.
DV CELL 70	0.	115.	23.	241.	23.	0.	333.	735.
DV CELL 75	0.	132.	45.	50.	14.	2.	201.	444.
DV CELL 80	0.	72.	25.	27.	8.	1.	110.	242.
DV CELL 85	0.	42.	14.	16.	4.	1.	64.	140.
DV CELL 90	0.	10.	7.	2.	2.	0.	48.	69.
DV CELL 95	0.	5.	4.	1.	1.	0.	25.	37.
DV CELL 100	0.	4.	3.	1.	1.	0.	22.	31.
DV CELL 105	0.	3.	2.	1.	1.	0.	14.	20.
DV CELL 110	0.	3.	2.	1.	1.	0.	12.	18.
DV CELL 115	0.	2.	1.	0.	0.	0.	6.	11.
DV CELL 120	0.	1.	0.	0.	0.	0.	2.	4.
DV CELL 125	0.	0.	0.	0.	0.	0.	0.	0.
DV CELL 130	0.	0.	0.	0.	0.	0.	0.	0.
DV CELL 135	0.	0.	0.	0.	0.	0.	0.	0.
DV CELL 140	0.	0.	0.	0.	0.	0.	0.	0.
DV CELL 145	0.	0.	0.	0.	0.	0.	0.	0.
DV CELL 150	0.	0.	0.	0.	0.	0.	0.	0.
TOTAL	1009296.	359601.	65955.	23356.	7955.	1694.	10710.	1469767.
MEAN	9.	13.	18.	25.	31.	30.	43.	11.

YEAR 1985, FRONT IMPACT, VEHICLE-TO-FIXED-OBJECT

	AIS 0	AIS 1	AIS 2	AIS 3	AIS 4	AIS 5	AIS 6	TOTAL
DV CELL 5	39699.	15389.	1494.	198.	32.	0.	0.	56812.
DV CELL 10	112056.	43531.	6703.	1931.	143.	103.	66.	164534.
DV CELL 15	86415.	43666.	12997.	2934.	339.	503.	322.	147178.
DV CELL 20	37628.	30600.	10281.	4520.	613.	199.	772.	84813.
DV CELL 25	12064.	11554.	4241.	1699.	636.	156.	690.	31241.
DV CELL 30	3371.	4590.	1536.	1200.	468.	186.	430.	11602.
DV CELL 35	4951.	4651.	1669.	1461.	323.	146.	565.	13769.
DV CELL 40	239.	443.	290.	459.	181.	60.	63.	1736.
DV CELL 45	819.	934.	252.	692.	252.	5.	402.	3355.
DV CELL 50	506.	658.	168.	126.	12.	5.	260.	1736.
DV CELL 55	149.	196.	10.	303.	0.	43.	186.	926.
DV CELL 60	790.	51.	353.	71.	12.	4.	222.	1504.
DV CELL 65	905.	231.	93.	156.	36.	40.	305.	1736.
DV CELL 70	22.	21.	3.	43.	13.	5.	125.	231.
DV CELL 75	2.	29.	8.	1.	0.	0.	192.	231.
DV CELL 80	2.	14.	4.	0.	0.	0.	96.	116.
DV CELL 85	0.	0.	0.	0.	0.	0.	0.	0.
DV CELL 90	2.	14.	4.	0.	0.	0.	96.	116.
DV CELL 95	0.	0.	0.	0.	0.	0.	0.	0.
DV CELL 100	0.	0.	0.	0.	0.	0.	0.	0.
DV CELL 105	0.	0.	0.	0.	0.	0.	0.	0.
DV CELL 110	0.	0.	0.	0.	0.	0.	0.	0.
DV CELL 115	0.	0.	0.	0.	0.	0.	0.	0.
DV CELL 120	0.	0.	0.	0.	0.	0.	0.	0.
DV CELL 125	0.	0.	0.	0.	0.	0.	0.	0.
DV CELL 130	0.	0.	0.	0.	0.	0.	0.	0.
DV CELL 135	0.	0.	0.	0.	0.	0.	0.	0.
DV CELL 140	0.	0.	0.	0.	0.	0.	0.	0.
DV CELL 145	0.	0.	0.	0.	0.	0.	0.	0.
DV CELL 150	0.	0.	0.	0.	0.	0.	0.	0.
TOTAL	299616.	156773.	40107.	15795.	3051.	1469.	4991.	521634.
MEAN	11.	13.	16.	21.	25.	22.	36.	13.

YEAR 1985. SIDE IMPACT . VEHICLE-TO-VEHICLE

	AIS 0	AIS 1	AIS 2	AIS 3	AIS 4	AIS 5	AIS 6	TOTAL
DV CELL 5	100203.	12402.	934.	485.	0.	0.	0.	114024.
DV CELL 10	162654.	55159.	4451.	2295.	115.	15.	0.	244689.
DV CELL 15	100747.	51797.	9810.	7385.	705.	183.	430.	170057.
DV CELL 20	33971.	33409.	6908.	5252.	882.	440.	692.	81555.
DV CELL 25	13289.	14336.	4410.	2053.	459.	246.	1630.	37623.
DV CELL 30	8646.	5173.	1356.	558.	488.	162.	1478.	17862.
DV CELL 35	2268.	2494.	469.	1921.	476.	158.	925.	8515.
DV CELL 40	100.	1300.	1221.	377.	299.	132.	660.	4288.
DV CELL 45	7.	546.	85.	455.	146.	209.	569.	2019.
DV CELL 50	0.	187.	31.	105.	49.	79.	512.	964.
DV CELL 55	0.	96.	10.	61.	26.	46.	284.	523.
DV CELL 60	0.	53.	6.	32.	14.	25.	168.	299.
DV CELL 65	0.	25.	3.	7.	4.	9.	90.	137.
DV CELL 70	0.	10.	1.	3.	2.	4.	38.	57.
DV CELL 75	0.	6.	1.	2.	1.	2.	24.	35.
DV CELL 80	0.	4.	0.	1.	1.	1.	14.	21.
DV CELL 85	0.	2.	0.	0.	0.	1.	6.	9.
DV CELL 90	0.	1.	0.	0.	0.	0.	4.	6.
DV CELL 95	0.	0.	0.	0.	0.	0.	2.	2.
DV CELL 100	0.	0.	0.	0.	0.	0.	1.	2.
DV CELL 105	0.	0.	0.	0.	0.	0.	1.	1.
DV CELL 110	0.	0.	0.	0.	0.	0.	0.	0.
DV CELL 115	0.	0.	0.	0.	0.	0.	0.	0.
DV CELL 120	0.	0.	0.	0.	0.	0.	0.	0.
DV CELL 125	0.	0.	0.	0.	0.	0.	0.	0.
DV CELL 130	0.	0.	0.	0.	0.	0.	0.	0.
DV CELL 135	0.	0.	0.	0.	0.	0.	0.	0.
DV CELL 140	0.	0.	0.	0.	0.	0.	0.	0.
DV CELL 145	0.	0.	0.	0.	0.	0.	0.	0.
DV CELL 150	0.	0.	0.	0.	0.	0.	0.	0.
TOTAL	441685.	177004.	28697.	21593.	4066.	1714.	7928.	682086.
MEAN	9.	13.	16.	16.	24.	28.	31.	11.

YEAR 1985, SIDE IMPACT , VEHICLE-TO-FIXED-OBJECT

	AIS 0	AIS 1	AIS 2	AIS 3	AIS 4	AIS 5	AIS 6	TOTAL
DV CELL 5	28353.	9096.	2309.	721.	146.	0.	392.	41017.
DV CELL 10	28139.	9672.	1693.	1486.	379.	90.	84.	41743.
DV CELL 15	11817.	5544.	2161.	2545.	482.	42.	518.	23110.
DV CELL 20	11526.	4343.	1472.	1356.	798.	196.	461.	22142.
DV CELL 25	958.	4392.	634.	581.	402.	281.	617.	7665.
DV CELL 30	1832.	1146.	224.	899.	191.	54.	493.	4640.
DV CELL 35	106.	90.	55.	199.	42.	10.	223.	726.
DV CELL 40	486.	792.	290.	274.	70.	6.	256.	2178.
DV CELL 45	28.	14.	9.	54.	3.	0.	13.	121.
DV CELL 50	8.	12.	17.	53.	12.	0.	18.	121.
DV CELL 55	7.	12.	56.	15.	13.	0.	18.	121.
DV CELL 60	10.	62.	84.	57.	59.	1.	210.	484.
DV CELL 65	6.	47.	57.	44.	45.	0.	162.	363.
DV CELL 70	5.	28.	50.	23.	25.	0.	111.	242.
DV CELL 75	0.	0.	0.	0.	0.	0.	0.	0.
DV CELL 80	1.	31.	17.	27.	6.	2.	158.	242.
DV CELL 85	0.	0.	0.	0.	0.	0.	0.	0.
DV CELL 90	0.	0.	0.	0.	0.	0.	0.	0.
DV CELL 95	0.	0.	0.	0.	0.	0.	0.	0.
DV CELL 100	0.	0.	0.	0.	0.	0.	0.	0.
DV CELL 105	0.	0.	0.	0.	0.	0.	0.	0.
DV CELL 110	0.	0.	0.	0.	0.	0.	0.	0.
DV CELL 115	0.	0.	0.	0.	0.	0.	0.	0.
DV CELL 120	0.	0.	0.	0.	0.	0.	0.	0.
DV CELL 125	0.	0.	0.	0.	0.	0.	0.	0.
DV CELL 130	0.	0.	0.	0.	0.	0.	0.	0.
DV CELL 135	0.	0.	0.	0.	0.	0.	0.	0.
DV CELL 140	0.	0.	0.	0.	0.	0.	0.	0.
DV CELL 145	0.	0.	0.	0.	0.	0.	0.	0.
DV CELL 150	0.	0.	0.	0.	0.	0.	0.	0.
TOTAL	63287.	37486.	9131.	8335.	2674.	676.	3732.	145314.
MEAN	9.	12.	13.	17.	19.	19.	26.	11.

YEAR 1985, REAR IMPACT . VEHICLE-TO-VEHICLE

	AIS 0	AIS 1	AIS 2	AIS 3	AIS 4	AIS 5	AIS 6	TOTAL
DV CELL 5	18147.	17697.	150.	150.	0.	0.	0.	36144.
DV CELL 10	35666.	24397.	344.	109.	0.	0.	0.	60517.
DV CELL 15	23256.	13041.	629.	146.	0.	0.	0.	37074.
DV CELL 20	8491.	7006.	442.	74.	106.	0.	70.	16192.
DV CELL 25	3410.	1036.	145.	372.	122.	0.	122.	5610.
DV CELL 30	817.	393.	35.	89.	29.	0.	29.	1392.
DV CELL 35	235.	125.	11.	27.	9.	0.	9.	417.
DV CELL 40	66.	36.	3.	8.	3.	0.	3.	121.
DV CELL 45	14.	6.	1.	2.	1.	0.	1.	24.
DV CELL 50	2.	1.	0.	0.	0.	0.	0.	4.
DV CELL 55	2.	1.	0.	0.	0.	0.	0.	4.
DV CELL 60	1.	0.	0.	0.	0.	0.	0.	1.
DV CELL 65	0.	0.	0.	0.	0.	0.	0.	0.
DV CELL 70	0.	0.	0.	0.	0.	0.	0.	0.
DV CELL 75	0.	0.	0.	0.	0.	0.	0.	0.
DV CELL 80	0.	0.	0.	0.	0.	0.	0.	0.
DV CELL 85	0.	0.	0.	0.	0.	0.	0.	0.
DV CELL 90	0.	0.	0.	0.	0.	0.	0.	0.
DV CELL 95	0.	0.	0.	0.	0.	0.	0.	0.
DV CELL 100	0.	0.	0.	0.	0.	0.	0.	0.
DV CELL 105	0.	0.	0.	0.	0.	0.	0.	0.
DV CELL 110	0.	0.	0.	0.	0.	0.	0.	0.
DV CELL 115	0.	0.	0.	0.	0.	0.	0.	0.
DV CELL 120	0.	0.	0.	0.	0.	0.	0.	0.
DV CELL 125	0.	0.	0.	0.	0.	0.	0.	0.
DV CELL 130	0.	0.	0.	0.	0.	0.	0.	0.
DV CELL 135	0.	0.	0.	0.	0.	0.	0.	0.
DV CELL 140	0.	0.	0.	0.	0.	0.	0.	0.
DV CELL 145	0.	0.	0.	0.	0.	0.	0.	0.
DV CELL 150	0.	0.	0.	0.	0.	0.	0.	0.
TOTAL	90112.	64945.	1760.	778.	270.	0.	235.	158301.
MEAN	10.	9.	13.	17.	22.	0.	22.	9.

YEAR 1985, ROLL IMPACT , VEHICLE-TO-FIXED-OBJECT

	AIS 0	AIS 1	AIS 2	AIS 3	AIS 4	AIS 5	AIS 6	TOTAL
DV CELL 5	6129.	3509.	1046.	494.	128.	52.	308.	11665.
DV CELL 10	9339.	5347.	1593.	752.	195.	80.	469.	17776.
DV CELL 15	11966.	6851.	2042.	964.	250.	102.	601.	22775.
DV CELL 20	11090.	6349.	1892.	894.	231.	95.	557.	21109.
DV CELL 25	9046.	5180.	1544.	729.	189.	77.	455.	17220.
DV CELL 30	6713.	3843.	1145.	541.	140.	57.	337.	12776.
DV CELL 35	4962.	2841.	847.	400.	103.	42.	249.	9443.
DV CELL 40	3736.	2139.	637.	301.	78.	32.	188.	7110.
DV CELL 45	2665.	1537.	458.	216.	56.	23.	135.	5110.
DV CELL 50	2043.	1170.	349.	165.	43.	17.	103.	3888.
DV CELL 55	1459.	835.	249.	118.	30.	12.	73.	2778.
DV CELL 60	934.	535.	159.	75.	19.	8.	47.	1778.
DV CELL 65	642.	368.	110.	52.	13.	5.	32.	1222.
DV CELL 70	420.	241.	72.	34.	9.	4.	21.	800.
DV CELL 75	263.	150.	45.	21.	5.	2.	13.	500.
DV CELL 80	152.	87.	26.	12.	3.	1.	8.	289.
DV CELL 85	88.	50.	15.	7.	2.	1.	4.	167.
DV CELL 90	0.	0.	0.	0.	0.	0.	0.	0.
DV CELL 95	0.	0.	0.	0.	0.	0.	0.	0.
DV CELL 100	0.	0.	0.	0.	0.	0.	0.	0.
DV CELL 105	0.	0.	0.	0.	0.	0.	0.	0.
DV CELL 110	0.	0.	0.	0.	0.	0.	0.	0.
DV CELL 115	0.	0.	0.	0.	0.	0.	0.	0.
DV CELL 120	0.	0.	0.	0.	0.	0.	0.	0.
DV CELL 125	0.	0.	0.	0.	0.	0.	0.	0.
DV CELL 130	0.	0.	0.	0.	0.	0.	0.	0.
DV CELL 135	0.	0.	0.	0.	0.	0.	0.	0.
DV CELL 140	0.	0.	0.	0.	0.	0.	0.	0.
DV CELL 145	0.	0.	0.	0.	0.	0.	0.	0.
DV CELL 150	0.	0.	0.	0.	0.	0.	0.	0.
TOTAL	71668.	41031.	12228.	5774.	1494.	611.	3600.	136407.
MEAN	22.	22.	22.	22.	22.	22.	22.	22.

TABLE A- 4

G-FACTOR = 1.0

NUMBER OF INJURY AND FATALITY LOSSES BY YEAR
ASSUMING IMPLEMENTATION SCHEME BASE
SUBROUTINE <DRVKNG> FOR YEAR 14 AND IMPLEMENTATION SCHEME 1
CALCULATED NO. OF ACCIDENTS - 2131792.4 -- EXPECTED NO. IS 2132269
YEAR 1990. FRONT IMPACT. VEHICLE-TO-VEHICLE

	AIS 0	AIS 1	AIS 2	AIS 3	AIS 4	AIS 5	AIS 6	TOTAL
DV CELL 5	275330.	42523.	3067.	406.	135.	0.	0.	321461.
DV CELL 10	422464.	115676.	12860.	3303.	306.	21.	78.	554909.
DV CELL 15	231577.	98056.	21093.	3139.	912.	77.	191.	355045.
DV CELL 20	100116.	58443.	14077.	4809.	1059.	169.	524.	179196.
DV CELL 25	41793.	31631.	7956.	2612.	648.	390.	659.	86090.
DV CELL 30	17395.	18676.	4945.	2841.	667.	388.	1130.	45643.
DV CELL 35	6722.	10196.	3289.	2464.	1168.	212.	900.	26952.
DV CELL 40	5458.	5169.	1526.	1635.	1106.	196.	1487.	16578.
DV CELL 45	601.	3277.	1719.	1617.	583.	333.	1823.	9953.
DV CELL 50	973.	526.	1083.	963.	745.	11.	1555.	5757.
DV CELL 55	5.	170.	250.	657.	730.	43.	1230.	3086.
DV CELL 60	1.	273.	197.	492.	91.	21.	673.	1750.
DV CELL 65	0.	0.	311.	325.	176.	0.	487.	1300.
DV CELL 70	0.	128.	26.	268.	26.	0.	370.	617.
DV CELL 75	0.	145.	49.	55.	15.	2.	221.	488.
DV CELL 80	0.	84.	29.	32.	9.	1.	129.	284.
DV CELL 85	0.	46.	16.	18.	5.	1.	71.	156.
DV CELL 90	0.	12.	8.	3.	3.	0.	57.	82.
DV CELL 95	0.	6.	4.	1.	1.	0.	29.	42.
DV CELL 100	0.	5.	4.	1.	1.	0.	24.	35.
DV CELL 105	0.	3.	2.	1.	1.	0.	15.	23.
DV CELL 110	0.	3.	2.	1.	1.	0.	13.	18.
DV CELL 115	0.	2.	1.	1.	0.	0.	10.	15.
DV CELL 120	0.	1.	1.	0.	0.	0.	4.	5.
DV CELL 125	0.	0.	0.	0.	0.	0.	0.	0.
DV CELL 130	0.	0.	0.	0.	0.	0.	0.	0.
DV CELL 135	0.	0.	0.	0.	0.	0.	0.	0.
DV CELL 140	0.	0.	0.	0.	0.	0.	0.	0.
DV CELL 145	0.	0.	0.	0.	0.	0.	0.	0.
DV CELL 150	0.	0.	0.	0.	0.	0.	0.	0.
TOTAL	1104436.	384652.	72516.	25743.	8786.	1847.	11680.	1610643.
MEAN	9.	13.	18.	25.	31.	70.	43.	11.

YEAR 1990, FRONT IMPACT, VEHICLE-TO-FIXED-OBJECT

	AIS 0	AIS 1	AIS 2	AIS 3	AIS 4	AIS 5	AIS 6	TOTAL
DV CELL 5	43489.	16859.	1636.	217.	35.	0.	0.	62235.
DV CELL 10	122754.	47687.	7343.	2115.	157.	113.	72.	180242.
DV CELL 15	94665.	47837.	14238.	3214.	372.	551.	353.	161229.
DV CELL 20	41215.	33740.	11266.	4953.	671.	219.	845.	92910.
DV CELL 25	13208.	12656.	4651.	1663.	697.	171.	975.	34223.
DV CELL 30	3685.	5031.	1686.	1316.	535.	206.	471.	12928.
DV CELL 35	5414.	5099.	1831.	1603.	354.	162.	620.	15084.
DV CELL 40	256.	485.	318.	504.	200.	66.	70.	1901.
DV CELL 45	897.	1023.	276.	758.	276.	5.	440.	3676.
DV CELL 50	554.	720.	184.	179.	13.	5.	285.	1901.
DV CELL 55	163.	214.	11.	332.	0.	91.	203.	1014.
DV CELL 60	866.	56.	387.	78.	15.	5.	243.	1648.
DV CELL 65	992.	253.	102.	171.	39.	11.	334.	1901.
DV CELL 70	24.	23.	3.	47.	15.	6.	136.	253.
DV CELL 75	2.	31.	9.	1.	0.	0.	210.	253.
DV CELL 80	2.	15.	5.	0.	0.	0.	105.	127.
DV CELL 85	0.	0.	0.	0.	0.	0.	0.	0.
DV CELL 90	2.	15.	5.	0.	0.	0.	105.	127.
DV CELL 95	0.	0.	0.	0.	0.	0.	0.	0.
DV CELL 100	0.	0.	0.	0.	0.	0.	0.	0.
DV CELL 105	0.	0.	0.	0.	0.	0.	0.	0.
DV CELL 110	0.	0.	0.	0.	0.	0.	0.	0.
DV CELL 115	0.	0.	0.	0.	0.	0.	0.	0.
DV CELL 120	0.	0.	0.	0.	0.	0.	0.	0.
DV CELL 125	0.	0.	0.	0.	0.	0.	0.	0.
DV CELL 130	0.	0.	0.	0.	0.	0.	0.	0.
DV CELL 135	0.	0.	0.	0.	0.	0.	0.	0.
DV CELL 140	0.	0.	0.	0.	0.	0.	0.	0.
DV CELL 145	0.	0.	0.	0.	0.	0.	0.	0.
DV CELL 150	0.	0.	0.	0.	0.	0.	0.	0.
TOTAL	328189.	177745.	43950.	17311.	3377.	1610.	5469.	571652.
MEAN	11.	13.	16.	21.	25.	22.	36.	13.

YEAR 1990, SIDE IMPACT , VEHICLE-TO-VEHICLE

	AIS 0	AIS 1	AIS 2	AIS 3	AIS 4	AIS 5	AIS 6	TOTAL
DV CELL 5	108318.	13466.	1014.	527.	0.	0.	0.	123827.
DV CELL 10	199782.	60332.	4868.	2510.	125.	10.	0.	267635.
DV CELL 15	110594.	56659.	9671.	8197.	773.	201.	472.	186678.
DV CELL 20	37363.	36745.	7598.	5776.	970.	494.	762.	89698.
DV CELL 25	14647.	15002.	4861.	2925.	947.	271.	2017.	41470.
DV CELL 30	9586.	5737.	1504.	816.	541.	180.	1639.	19608.
DV CELL 35	2291.	2763.	520.	2129.	530.	175.	1025.	9433.
DV CELL 40	110.	1435.	1347.	416.	330.	146.	949.	4733.
DV CELL 45	0.	618.	96.	513.	165.	235.	642.	2276.
DV CELL 50	0.	206.	35.	117.	54.	96.	570.	1073.
DV CELL 55	0.	107.	11.	68.	29.	51.	317.	584.
DV CELL 60	0.	60.	7.	36.	16.	28.	188.	334.
DV CELL 65	0.	26.	3.	8.	5.	10.	105.	159.
DV CELL 70	0.	12.	1.	4.	2.	4.	45.	68.
DV CELL 75	0.	7.	1.	2.	1.	2.	26.	38.
DV CELL 80	0.	5.	0.	1.	1.	1.	17.	25.
DV CELL 85	0.	2.	0.	0.	0.	1.	7.	11.
DV CELL 90	0.	1.	0.	0.	0.	0.	5.	7.
DV CELL 95	0.	0.	0.	0.	0.	0.	2.	2.
DV CELL 100	0.	0.	0.	0.	0.	0.	2.	2.
DV CELL 105	0.	0.	0.	0.	0.	0.	1.	1.
DV CELL 110	0.	0.	0.	0.	0.	0.	0.	0.
DV CELL 115	0.	0.	0.	0.	0.	0.	0.	0.
DV CELL 120	0.	0.	0.	0.	0.	0.	0.	0.
DV CELL 125	0.	0.	0.	0.	0.	0.	0.	0.
DV CELL 130	0.	0.	0.	0.	0.	0.	0.	0.
DV CELL 135	0.	0.	0.	0.	0.	0.	0.	0.
DV CELL 140	0.	0.	0.	0.	0.	0.	0.	0.
DV CELL 145	0.	0.	0.	0.	0.	0.	0.	0.
DV CELL 150	0.	0.	0.	0.	0.	0.	0.	0.
TOTAL	483203.	194191.	31539.	23757.	4489.	1807.	8788.	747663.
MEAN	9.	15.	16.	16.	24.	26.	31.	11.

YEAR 1990. SIDE IMPACT . VEHICLE-TO-FIXED-OBJECT

	AIS C	AIS 1	AIS 2	AIS 3	AIS 4	AIS 5	AIS 6	TOTAL
DV CELL 5	31060.	9965.	2530.	790.	160.	0.	429.	44933.
DV CELL 10	30826.	10614.	1655.	1628.	415.	99.	91.	45728.
DV CELL 15	12946.	6073.	2368.	2788.	526.	46.	568.	25316.
DV CELL 20	12627.	6942.	1612.	1486.	674.	204.	505.	24256.
DV CELL 25	1049.	4611.	695.	637.	440.	306.	676.	8616.
DV CELL 30	2007.	1456.	246.	985.	209.	40.	540.	5302.
DV CELL 35	116.	99.	60.	218.	46.	11.	244.	795.
DV CELL 40	534.	866.	318.	300.	77.	9.	281.	2386.
DV CELL 45	31.	15.	9.	59.	4.	0.	14.	133.
DV CELL 50	9.	13.	19.	58.	14.	0.	19.	133.
DV CELL 55	7.	13.	62.	16.	14.	0.	19.	133.
DV CELL 60	11.	62.	92.	83.	65.	1.	230.	530.
DV CELL 65	6.	51.	63.	48.	49.	1.	176.	396.
DV CELL 70	6.	30.	54.	25.	27.	0.	121.	265.
DV CELL 75	0.	0.	0.	0.	0.	0.	0.	0.
DV CELL 80	1.	34.	19.	30.	7.	2.	173.	265.
DV CELL 85	0.	0.	0.	0.	0.	0.	0.	0.
DV CELL 90	0.	0.	0.	0.	0.	0.	0.	0.
DV CELL 95	0.	0.	0.	0.	0.	0.	0.	0.
DV CELL 100	0.	0.	0.	0.	0.	0.	0.	0.
DV CELL 105	0.	0.	0.	0.	0.	0.	0.	0.
DV CELL 110	0.	0.	0.	0.	0.	0.	0.	0.
DV CELL 115	0.	0.	0.	0.	0.	0.	0.	0.
DV CELL 120	0.	0.	0.	0.	0.	0.	0.	0.
DV CELL 125	0.	0.	0.	0.	0.	0.	0.	0.
DV CELL 130	0.	0.	0.	0.	0.	0.	0.	0.
DV CELL 135	0.	0.	0.	0.	0.	0.	0.	0.
DV CELL 140	0.	0.	0.	0.	0.	0.	0.	0.
DV CELL 145	0.	0.	0.	0.	0.	0.	0.	0.
DV CELL 150	0.	0.	0.	0.	0.	0.	0.	0.
TOTAL	91236.	41057.	10002.	9131.	2429.	741.	4088.	159187.
MEAN	9.	12.	13.	17.	19.	19.	28.	11.

YEAR 1990, REAR IMPACT . VEHICLE-TO-VEHICLE

	AIS 0	AIS 1	AIS 2	AIS 3	AIS 4	AIS 5	AIS 6	TOTAL
DV CELL 5	19735.	19246.	163.	163.	0.	0.	0.	39307.
DV CELL 10	39050.	26712.	377.	119.	0.	0.	0.	66258.
DV CELL 15	25559.	14991.	691.	161.	0.	0.	0.	41402.
DV CELL 20	9352.	7719.	487.	82.	116.	0.	78.	17334.
DV CELL 25	3750.	1602.	159.	409.	135.	0.	135.	6389.
DV CELL 30	929.	440.	39.	101.	33.	0.	33.	1583.
DV CELL 35	260.	138.	13.	30.	10.	0.	10.	462.
DV CELL 40	79.	42.	4.	9.	3.	0.	3.	140.
DV CELL 45	16.	7.	1.	2.	1.	0.	1.	28.
DV CELL 50	2.	1.	0.	0.	0.	0.	0.	4.
DV CELL 55	3.	1.	0.	0.	0.	0.	0.	5.
DV CELL 60	1.	0.	0.	0.	0.	0.	0.	2.
DV CELL 65	0.	0.	0.	0.	0.	0.	0.	0.
DV CELL 70	0.	0.	0.	0.	0.	0.	0.	0.
DV CELL 75	0.	0.	0.	0.	0.	0.	0.	0.
DV CELL 80	0.	0.	0.	0.	0.	0.	0.	0.
DV CELL 85	0.	0.	0.	0.	0.	0.	0.	0.
DV CELL 90	0.	0.	0.	0.	0.	0.	0.	0.
DV CELL 95	0.	0.	0.	0.	0.	0.	0.	0.
DV CELL 100	0.	0.	0.	0.	0.	0.	0.	0.
DV CELL 105	0.	0.	0.	0.	0.	0.	0.	0.
DV CELL 110	0.	0.	0.	0.	0.	0.	0.	0.
DV CELL 115	0.	0.	0.	0.	0.	0.	0.	0.
DV CELL 120	0.	0.	0.	0.	0.	0.	0.	0.
DV CELL 125	0.	0.	0.	0.	0.	0.	0.	0.
DV CELL 130	0.	0.	0.	0.	0.	0.	0.	0.
DV CELL 135	0.	0.	0.	0.	0.	0.	0.	0.
DV CELL 140	0.	0.	0.	0.	0.	0.	0.	0.
DV CELL 145	0.	0.	0.	0.	0.	0.	0.	0.
DV CELL 150	0.	0.	0.	0.	0.	0.	0.	0.
TOTAL	98737.	71100.	1934.	1078.	299.	0.	660.	173413.
MEAN	10.	9.	13.	17.	22.	0.	22.	9.

YEAR 1990, ROLL IMPACT , VEHICLE-TO-FIXED-OBJECT

	AIS 0	AIS 1	AIS 2	AIS 3	AIS 4	AIS 5	AIS 6	TOTAL
DV CELL 5	6714.	3844.	1146.	541.	140.	57.	337.	12779.
DV CELL 10	10231.	5657.	1746.	824.	213.	87.	514.	19473.
DV CELL 15	13108.	7505.	2237.	1056.	273.	112.	659.	24949.
DV CELL 20	12149.	4956.	2073.	979.	253.	104.	610.	23124.
DV CELL 25	9911.	5674.	1691.	799.	207.	85.	498.	18864.
DV CELL 30	7353.	4210.	1255.	592.	153.	63.	369.	13996.
DV CELL 35	5435.	3112.	927.	438.	113.	46.	273.	10345.
DV CELL 40	4092.	2343.	698.	330.	85.	35.	206.	7789.
DV CELL 45	2941.	1684.	502.	237.	61.	25.	148.	5598.
DV CELL 50	2236.	1281.	382.	180.	47.	19.	112.	4260.
DV CELL 55	1599.	915.	273.	129.	33.	14.	80.	3043.
DV CELL 60	1023.	586.	175.	82.	21.	9.	51.	1947.
DV CELL 65	703.	403.	120.	57.	15.	6.	35.	1339.
DV CELL 70	460.	264.	79.	37.	10.	4.	23.	876.
DV CELL 75	288.	165.	49.	23.	6.	2.	14.	548.
DV CELL 80	166.	95.	28.	13.	3.	1.	8.	316.
DV CELL 85	96.	55.	16.	8.	2.	1.	5.	183.
DV CELL 90	0.	0.	0.	0.	0.	0.	0.	0.
DV CELL 95	0.	0.	0.	0.	0.	0.	0.	0.
DV CELL 100	0.	0.	0.	0.	0.	0.	0.	0.
DV CELL 105	0.	0.	0.	0.	0.	0.	0.	0.
DV CELL 110	0.	0.	0.	0.	0.	0.	0.	0.
DV CELL 115	0.	0.	0.	0.	0.	0.	0.	0.
DV CELL 120	0.	0.	0.	0.	0.	0.	0.	0.
DV CELL 125	0.	0.	0.	0.	0.	0.	0.	0.
DV CELL 130	0.	0.	0.	0.	0.	0.	0.	0.
DV CELL 135	0.	0.	0.	0.	0.	0.	0.	0.
DV CELL 140	0.	0.	0.	0.	0.	0.	0.	0.
DV CELL 145	0.	0.	0.	0.	0.	0.	0.	0.
DV CELL 150	0.	0.	0.	0.	0.	0.	0.	0.
TOTAL	78510.	44940.	13395.	6325.	1637.	670.	3944.	149429.
MEAN	22.	22.	22.	22.	22.	22.	22.	22.

TABLE A- 1

G-FACTOR = 1.

NUMBER OF INJURY AND FATALITY LOSSES BY YEAR
ASSUMING IMPLEMENTATION SCHEME BASE
SUBROUTINE (DRVRNG) FOR YEAR 1 AND IMPLEMENTATION SCHEME 1
CALCULATED NO. OF ACCIDENTS - 1725932.2 -- EXPECTED NO. IS 1725977

YEAR 1977, FRONT IMPACT, VEHICLE-TO-VEHICLE

	AIS 0	AIS 1	AIS 2	AIS 3	AIS 4	AIS 5	AIS 6	TOTAL
DV CELL 5	239896.	35848.	2557.	338.	113.	0.	0.	267948.
DV CELL 10	345992.	94901.	10532.	2705.	251.	17.	64.	454463.
DV CELL 15	195920.	78681.	16924.	2518.	732.	62.	153.	284893.
DV CELL 20	79173.	45969.	11080.	3785.	835.	133.	414.	141388.
DV CELL 25	32793.	28519.	6160.	2185.	660.	304.	513.	67132.
DV CELL 30	13611.	18109.	3804.	2195.	670.	301.	876.	35565.
DV CELL 35	6862.	7911.	2539.	1907.	936.	164.	698.	20988.
DV CELL 40	4388.	4067.	1195.	1254.	846.	150.	1131.	12987.
DV CELL 45	857.	2892.	1307.	1230.	444.	253.	1387.	7571.
DV CELL 50	716.	797.	797.	635.	548.	8.	1144.	4235.
DV CELL 55	4.	125.	184.	483.	537.	32.	904.	2269.
DV CELL 60	1.	211.	153.	380.	70.	16.	675.	1507.
DV CELL 65	0.	0.	238.	248.	138.	0.	372.	992.
DV CELL 70	0.	91.	18.	190.	18.	0.	263.	580.
DV CELL 75	0.	99.	34.	38.	10.	1.	150.	332.
DV CELL 80	0.	56.	19.	21.	6.	1.	85.	188.
DV CELL 85	0.	34.	12.	13.	4.	0.	52.	115.
DV CELL 90	0.	6.	8.	2.	1.	0.	30.	44.
DV CELL 95	0.	5.	3.	1.	1.	0.	23.	34.
DV CELL 100	0.	3.	2.	1.	1.	0.	15.	21.
DV CELL 105	0.	2.	2.	1.	1.	0.	12.	18.
DV CELL 110	0.	2.	1.	0.	0.	0.	9.	13.
DV CELL 115	0.	1.	1.	0.	0.	0.	4.	6.
DV CELL 120	0.	0.	0.	0.	0.	0.	1.	2.
DV CELL 125	0.	0.	0.	0.	0.	0.	0.	0.
DV CELL 130	0.	0.	0.	0.	0.	0.	0.	0.
DV CELL 135	0.	0.	0.	0.	0.	0.	0.	0.
DV CELL 140	0.	0.	0.	0.	0.	0.	0.	0.
DV CELL 145	0.	0.	0.	0.	0.	0.	0.	0.
DV CELL 150	0.	0.	0.	0.	0.	0.	0.	0.
TOTAL	899271.	339118.	57567.	20131.	6798.	1444.	8976.	1303290.
MEAN	0.	1.	17.	25.	31.	30.	43.	11.

YEAR 1977, FRONT IMPACT, VEHICLE-TO-FIXED-OBJECT

	AIS 0	AIS 1	AIS 2	AIS 3	AIS 4	AIS 5	AIS 6	TOTAL
DV CELL 5	35232.	13686.	1325.	175.	28.	0.	0.	50377.
DV CELL 10	99748.	38800.	5948.	1712.	127.	92.	58.	145897.
DV CELL 15	76427.	38722.	11525.	2602.	311.	446.	285.	130504.
DV CELL 20	33380.	27312.	9107.	4003.	583.	177.	684.	75204.
DV CELL 25	10719.	10247.	3746.	1501.	564.	137.	789.	27702.
DV CELL 30	3014.	4067.	1353.	1060.	432.	166.	380.	10465.
DV CELL 35	3431.	4119.	1469.	1287.	284.	131.	498.	12210.
DV CELL 40	221.	398.	256.	402.	158.	53.	55.	1539.
DV CELL 45	724.	828.	223.	614.	224.	4.	357.	2975.
DV CELL 50	849.	583.	149.	112.	11.	4.	231.	1539.
DV CELL 55	132.	178.	9.	269.	0.	73.	165.	821.
DV CELL 60	701.	85.	317.	63.	10.	4.	197.	1334.
DV CELL 65	803.	295.	83.	139.	32.	9.	270.	1539.
DV CELL 70	19.	18.	2.	38.	12.	4.	110.	205.
DV CELL 75	1.	25.	7.	1.	0.	0.	170.	205.
DV CELL 80	2.	12.	4.	0.	0.	0.	85.	103.
DV CELL 85	0.	0.	0.	0.	0.	0.	0.	0.
DV CELL 90	2.	12.	4.	0.	0.	0.	85.	103.
DV CELL 95	0.	0.	0.	0.	0.	0.	0.	0.
DV CELL 100	0.	0.	0.	0.	0.	0.	0.	0.
DV CELL 105	0.	0.	0.	0.	0.	0.	0.	0.
DV CELL 110	0.	0.	0.	0.	0.	0.	0.	0.
DV CELL 115	0.	0.	0.	0.	0.	0.	0.	0.
DV CELL 120	0.	0.	0.	0.	0.	0.	0.	0.
DV CELL 125	0.	0.	0.	0.	0.	0.	0.	0.
DV CELL 130	0.	0.	0.	0.	0.	0.	0.	0.
DV CELL 135	0.	0.	0.	0.	0.	0.	0.	0.
DV CELL 140	0.	0.	0.	0.	0.	0.	0.	0.
DV CELL 145	0.	0.	0.	0.	0.	0.	0.	0.
DV CELL 150	0.	0.	0.	0.	0.	0.	0.	0.
TOTAL	245799.	138996.	35516.	13977.	2726.	1301.	4420.	462727.
MEAN	11.	17.	16.	21.	25.	22.	36.	13.

YEAR 1977, SIDE IMPACT , VEHICLE-TO-VEHICLE

	AIS 0	AIS 1	AIS 2	AIS 3	AIS 4	AIS 5	AIS 6	TOTAL
DV CELL 5	91102.	11276.	849.	841.	0.	0.	0.	103668.
DV CELL 10	164028.	40535.	3997.	2061.	103.	14.	0.	219738.
DV CELL 15	88908.	45713.	7775.	6517.	622.	162.	379.	150073.
DV CELL 20	29203.	28809.	5957.	4528.	760.	379.	597.	70325.
DV CELL 25	11483.	12345.	3798.	2285.	740.	212.	1576.	32398.
DV CELL 30	7303.	4770.	1146.	471.	412.	137.	1249.	15088.
DV CELL 35	1759.	2122.	390.	1634.	407.	134.	787.	7243.
DV CELL 40	82.	1068.	900.	309.	245.	108.	704.	3511.
DV CELL 45	6.	455.	71.	378.	121.	173.	473.	1677.
DV CELL 50	0.	152.	25.	85.	39.	64.	412.	775.
DV CELL 55	0.	77.	9.	49.	21.	37.	226.	417.
DV CELL 60	0.	44.	5.	26.	11.	21.	138.	245.
DV CELL 65	0.	18.	2.	5.	3.	6.	65.	99.
DV CELL 70	0.	8.	1.	2.	1.	3.	31.	47.
DV CELL 75	0.	5.	1.	1.	1.	2.	20.	30.
DV CELL 80	0.	2.	0.	1.	0.	1.	9.	14.
DV CELL 85	0.	1.	0.	0.	0.	0.	5.	7.
DV CELL 90	0.	1.	0.	0.	0.	0.	2.	3.
DV CELL 95	0.	0.	0.	0.	0.	0.	2.	2.
DV CELL 100	0.	0.	0.	0.	0.	0.	1.	1.
DV CELL 105	0.	0.	0.	0.	0.	0.	0.	0.
DV CELL 110	0.	0.	0.	0.	0.	0.	0.	0.
DV CELL 115	0.	0.	0.	0.	0.	0.	0.	0.
DV CELL 120	0.	0.	0.	0.	0.	0.	0.	0.
DV CELL 125	0.	0.	0.	0.	0.	0.	0.	0.
DV CELL 130	0.	0.	0.	0.	0.	0.	0.	0.
DV CELL 135	0.	0.	0.	0.	0.	0.	0.	0.
DV CELL 140	0.	0.	0.	0.	0.	0.	0.	0.
DV CELL 145	0.	0.	0.	0.	0.	0.	0.	0.
DV CELL 150	0.	0.	0.	0.	0.	0.	0.	0.
TOTAL	303025.	155993.	25032.	19794.	3487.	1454.	6675.	605361.
MEAN	0.	17.	16.	18.	23.	28.	31.	11.

YEAR 1977, SIDE IMPACT , VEHICLE-TO-FIXED-OBJECT

	AIS 0	AIS 1	AIS 2	AIS 3	AIS 4	AIS 5	AIS 6	TOTAL
DV CELL 5	25181.	8366.	2098.	639.	130.	0.	347.	36371.
DV CELL 10	28852.	8757.	1502.	1318.	336.	80.	74.	37015.
DV CELL 15	10870.	8916.	1917.	2257.	427.	37.	459.	20492.
DV CELL 20	10221.	5426.	1305.	1203.	708.	165.	408.	19634.
DV CELL 25	880.	3998.	562.	515.	357.	289.	587.	6974.
DV CELL 30	1625.	1014.	199.	797.	169.	48.	437.	4292.
DV CELL 35	98.	83.	89.	177.	37.	9.	198.	644.
DV CELL 40	832.	702.	257.	283.	62.	7.	227.	1931.
DV CELL 45	25.	12.	8.	48.	3.	0.	11.	107.
DV CELL 50	7.	11.	15.	47.	11.	0.	16.	107.
DV CELL 55	4.	11.	50.	13.	12.	0.	16.	107.
DV CELL 60	0.	55.	75.	51.	53.	1.	186.	429.
DV CELL 65	7.	81.	51.	39.	39.	0.	184.	322.
DV CELL 70	5.	25.	88.	21.	22.	0.	98.	215.
DV CELL 75	0.	0.	0.	0.	0.	0.	0.	0.
DV CELL 80	1.	29.	15.	29.	6.	1.	140.	215.
DV CELL 85	0.	0.	0.	0.	0.	0.	0.	0.
DV CELL 90	0.	0.	0.	0.	0.	0.	0.	0.
DV CELL 95	0.	0.	0.	0.	0.	0.	0.	0.
DV CELL 100	0.	0.	0.	0.	0.	0.	0.	0.
DV CELL 105	0.	0.	0.	0.	0.	0.	0.	0.
DV CELL 110	0.	0.	0.	0.	0.	0.	0.	0.
DV CELL 115	0.	0.	0.	0.	0.	0.	0.	0.
DV CELL 120	0.	0.	0.	0.	0.	0.	0.	0.
DV CELL 125	0.	0.	0.	0.	0.	0.	0.	0.
DV CELL 130	0.	0.	0.	0.	0.	0.	0.	0.
DV CELL 135	0.	0.	0.	0.	0.	0.	0.	0.
DV CELL 140	0.	0.	0.	0.	0.	0.	0.	0.
DV CELL 145	0.	0.	0.	0.	0.	0.	0.	0.
DV CELL 150	0.	0.	0.	0.	0.	0.	0.	0.
TOTAL	73953.	37235.	8096.	7391.	2371.	603.	3309.	129855.
MEAN	0.	12.	13.	17.	19.	19.	28.	11.

YEAR 1977, REAR IMPACT , VEHICLE-TO-VEHICLE

	AIS 0	AIS 1	AIS 2	AIS 3	AIS 4	AIS 5	AIS 6	TOTAL
DV CELL 5	16843.	16252.	136.	136.	0.	0.	0.	32784.
DV CELL 10	31855.	21791.	308.	97.	0.	0.	0.	54050.
DV CELL 15	23570.	12045.	556.	129.	0.	0.	0.	33320.
DV CELL 20	7297.	6019.	390.	68.	91.	0.	60.	13907.
DV CELL 25	2798.	1344.	119.	305.	100.	0.	100.	4767.
DV CELL 30	885.	710.	27.	70.	23.	0.	23.	1098.
DV CELL 35	197.	99.	0.	21.	8.	0.	7.	331.
DV CELL 40	50.	27.	2.	6.	2.	0.	2.	89.
DV CELL 45	9.	4.	0.	1.	0.	0.	0.	16.
DV CELL 50	0.	1.	0.	0.	0.	0.	0.	4.
DV CELL 55	0.	1.	0.	0.	0.	0.	0.	3.
DV CELL 60	0.	0.	0.	0.	0.	0.	0.	1.
DV CELL 65	0.	0.	0.	0.	0.	0.	0.	0.
DV CELL 70	0.	0.	0.	0.	0.	0.	0.	0.
DV CELL 75	0.	0.	0.	0.	0.	0.	0.	0.
DV CELL 80	0.	0.	0.	0.	0.	0.	0.	0.
DV CELL 85	0.	0.	0.	0.	0.	0.	0.	0.
DV CELL 90	0.	0.	0.	0.	0.	0.	0.	0.
DV CELL 95	0.	0.	0.	0.	0.	0.	0.	0.
DV CELL 100	0.	0.	0.	0.	0.	0.	0.	0.
DV CELL 105	0.	0.	0.	0.	0.	0.	0.	0.
DV CELL 110	0.	0.	0.	0.	0.	0.	0.	0.
DV CELL 115	0.	0.	0.	0.	0.	0.	0.	0.
DV CELL 120	0.	0.	0.	0.	0.	0.	0.	0.
DV CELL 125	0.	0.	0.	0.	0.	0.	0.	0.
DV CELL 130	0.	0.	0.	0.	0.	0.	0.	0.
DV CELL 175	0.	0.	0.	0.	0.	0.	0.	0.
DV CELL 180	0.	0.	0.	0.	0.	0.	0.	0.
DV CELL 185	0.	0.	0.	0.	0.	0.	0.	0.
DV CELL 190	0.	0.	0.	0.	0.	0.	0.	0.
TOTAL	79971.	57712.	1538.	831.	224.	0.	194.	140370.
MEAN	0.	0.	17.	16.	22.	0.	22.	9.

YEAR 1977, ROLL IMPACT , VEHICLE-TO-FIXED-OBJECT

	AIS 0	AIS 1	AIS 2	AIS 3	AIS 4	AIS 5	AIS 6	TOTAL
DV CELL 5	5835.	3111.	927.	438.	113.	46.	273.	10344.
DV CELL 10	8281.	4781.	1413.	667.	173.	71.	416.	15762.
DV CELL 15	10411.	6075.	1810.	855.	221.	91.	533.	20195.
DV CELL 20	9838.	5433.	1678.	792.	205.	84.	494.	18718.
DV CELL 25	9023.	4507.	1369.	646.	167.	68.	403.	15270.
DV CELL 30	5952.	3409.	1016.	480.	124.	51.	299.	11329.
DV CELL 35	4400.	2519.	751.	354.	92.	38.	221.	8374.
DV CELL 40	3317.	1897.	565.	267.	69.	28.	166.	6305.
DV CELL 45	2381.	1363.	406.	192.	50.	21.	120.	4532.
DV CELL 50	1812.	1037.	309.	146.	38.	15.	91.	3448.
DV CELL 55	1294.	741.	221.	104.	27.	11.	65.	2463.
DV CELL 60	828.	474.	141.	67.	17.	7.	42.	1576.
DV CELL 65	569.	326.	97.	46.	12.	5.	29.	1084.
DV CELL 70	373.	213.	64.	30.	8.	3.	19.	709.
DV CELL 75	233.	133.	40.	19.	5.	2.	12.	443.
DV CELL 80	135.	77.	23.	11.	3.	1.	7.	256.
DV CELL 85	78.	44.	13.	6.	2.	1.	4.	149.
DV CELL 90	0.	0.	0.	0.	0.	0.	0.	0.
DV CELL 95	0.	0.	0.	0.	0.	0.	0.	0.
DV CELL 100	0.	0.	0.	0.	0.	0.	0.	0.
DV CELL 105	0.	0.	0.	0.	0.	0.	0.	0.
DV CELL 110	0.	0.	0.	0.	0.	0.	0.	0.
DV CELL 115	0.	0.	0.	0.	0.	0.	0.	0.
DV CELL 120	0.	0.	0.	0.	0.	0.	0.	0.
DV CELL 125	0.	0.	0.	0.	0.	0.	0.	0.
DV CELL 130	0.	0.	0.	0.	0.	0.	0.	0.
DV CELL 135	0.	0.	0.	0.	0.	0.	0.	0.
DV CELL 140	0.	0.	0.	0.	0.	0.	0.	0.
DV CELL 145	0.	0.	0.	0.	0.	0.	0.	0.
DV CELL 150	0.	0.	0.	0.	0.	0.	0.	0.
TOTAL	43550.	36397.	10843.	5120.	1325.	542.	3193.	120956.
MEAN	22.	22.	22.	22.	22.	22.	22.	22.

TABLE A- 2

G-FACTOR = 1.0

NUMBER OF INJURY AND FATALITY LOSSES BY YEAR
ASSUMING IMPLEMENTATION SCHEME BASE
SUBROUTINE <DRVRNG> FOR YEAR 6 AND IMPLEMENTATION SCHEME 1
CALCULATED NO. OF ACCIDENTS - 1798895.6 -- EXPECTED NO. IS 1795011

YEAR 1980, FRONT IMPACT, VEHICLE-TO-VEHICLE

	AIS 0	AIS 1	AIS 2	AIS 3	AIS 4	AIS 5	AIS 6	TOTAL
DV CELL 5	280163.	37391.	2676.	354.	118.	0.	0.	280402.
DV CELL 10	358008.	95196.	10899.	2799.	260.	17.	66.	470241.
DV CELL 15	192337.	81824.	17514.	2606.	757.	64.	159.	294832.
DV CELL 20	82891.	47997.	11565.	3951.	871.	139.	431.	147445.
DV CELL 25	38343.	25970.	6501.	2302.	694.	321.	540.	70590.
DV CELL 30	18191.	14828.	4005.	2304.	703.	315.	918.	37260.
DV CELL 35	7127.	8278.	2663.	1998.	948.	172.	730.	21915.
DV CELL 40	4898.	4229.	1286.	1317.	890.	158.	1192.	13519.
DV CELL 45	496.	2451.	1391.	1308.	472.	270.	1475.	8053.
DV CELL 50	749.	816.	856.	682.	589.	0.	1229.	4550.
DV CELL 55	4.	137.	201.	528.	587.	35.	989.	2481.
DV CELL 60	1.	228.	161.	403.	75.	17.	715.	1596.
DV CELL 65	0.	0.	249.	259.	141.	0.	389.	1038.
DV CELL 70	0.	97.	10.	204.	19.	0.	282.	622.
DV CELL 75	0.	112.	38.	43.	12.	2.	171.	376.
DV CELL 80	0.	62.	21.	28.	7.	1.	95.	210.
DV CELL 85	0.	39.	13.	15.	4.	1.	59.	129.
DV CELL 90	0.	8.	6.	2.	2.	0.	39.	56.
DV CELL 95	0.	5.	4.	1.	1.	0.	27.	39.
DV CELL 100	0.	3.	2.	1.	1.	0.	16.	24.
DV CELL 105	0.	3.	2.	1.	1.	0.	13.	20.
DV CELL 110	0.	2.	1.	0.	0.	0.	0.	13.
DV CELL 115	0.	1.	1.	0.	0.	0.	5.	7.
DV CELL 120	0.	0.	0.	0.	0.	0.	1.	2.
DV CELL 125	0.	0.	0.	0.	0.	0.	0.	0.
DV CELL 130	0.	0.	0.	0.	0.	0.	0.	0.
DV CELL 135	0.	0.	0.	0.	0.	0.	0.	0.
DV CELL 140	0.	0.	0.	0.	0.	0.	0.	0.
DV CELL 145	0.	0.	0.	0.	0.	0.	0.	0.
DV CELL 150	0.	0.	0.	0.	0.	0.	0.	0.
TOTAL	978791.	321470.	60375.	21103.	7151.	1520.	9548.	1355418.
MEAN	0.	17.	17.	25.	31.	30.	43.	11.

YEAR 1980, FRONT IMPACT, VEHICLE-TO-FIXED-OBJECT

	AIS 0	AIS 1	AIS 2	AIS 3	AIS 4	AIS 5	AIS 6	TOTAL
DV CELL 5	36610.	10192.	1377.	183.	29.	0.	0.	52392.
DV CELL 10	107338.	30148.	6182.	1761.	172.	95.	61.	151733.
DV CELL 15	79402.	30271.	11986.	2706.	313.	464.	297.	135723.
DV CELL 20	38709.	28808.	9876.	4165.	565.	188.	711.	78214.
DV CELL 25	11136.	10455.	3908.	1564.	587.	143.	821.	28810.
DV CELL 30	3121.	4229.	1811.	1104.	450.	173.	396.	10884.
DV CELL 35	4586.	4283.	1534.	1343.	296.	136.	519.	12698.
DV CELL 40	225.	409.	267.	420.	166.	55.	58.	1601.
DV CELL 45	755.	841.	232.	638.	232.	4.	371.	3094.
DV CELL 50	867.	406.	155.	117.	11.	4.	240.	1601.
DV CELL 55	137.	181.	0.	280.	0.	76.	171.	858.
DV CELL 60	720.	47.	325.	66.	11.	4.	205.	1387.
DV CELL 65	835.	213.	84.	144.	33.	9.	281.	1601.
DV CELL 70	20.	10.	2.	40.	12.	5.	115.	213.
DV CELL 75	1.	24.	9.	1.	0.	0.	177.	213.
DV CELL 80	2.	13.	4.	0.	0.	0.	88.	107.
DV CELL 85	0.	0.	0.	0.	0.	0.	0.	0.
DV CELL 90	2.	13.	4.	0.	0.	0.	89.	107.
DV CELL 95	0.	0.	0.	0.	0.	0.	0.	0.
DV CELL 100	0.	0.	0.	0.	0.	0.	0.	0.
DV CELL 105	0.	0.	0.	0.	0.	0.	0.	0.
DV CELL 110	0.	0.	0.	0.	0.	0.	0.	0.
DV CELL 115	0.	0.	0.	0.	0.	0.	0.	0.
DV CELL 120	0.	0.	0.	0.	0.	0.	0.	0.
DV CELL 125	0.	0.	0.	0.	0.	0.	0.	0.
DV CELL 130	0.	0.	0.	0.	0.	0.	0.	0.
DV CELL 135	0.	0.	0.	0.	0.	0.	0.	0.
DV CELL 140	0.	0.	0.	0.	0.	0.	0.	0.
DV CELL 145	0.	0.	0.	0.	0.	0.	0.	0.
DV CELL 150	0.	0.	0.	0.	0.	0.	0.	0.
TOTAL	276365.	148566.	36942.	14551.	2838.	1353.	4600.	481235.
MEAN	11.	17.	16.	21.	25.	22.	36.	13.

YEAR 1980, SIDE IMPACT , VEHICLE-TO-VEHICLE

	AIS 0	AIS 1	AIS 2	AIS 3	AIS 4	AIS 5	AIS 6	TOTAL
DV CELL 5	95563.	11827.	890.	862.	0.	0.	0.	108740.
DV CELL 10	149797.	51277.	4138.	2133.	106.	14.	0.	227465.
DV CELL 15	91918.	47204.	8029.	4730.	642.	167.	392.	154979.
DV CELL 20	30450.	30187.	6233.	4738.	796.	397.	625.	73581.
DV CELL 25	11966.	12099.	3971.	2389.	773.	222.	1648.	33878.
DV CELL 30	7698.	8408.	1207.	896.	834.	148.	1315.	15895.
DV CELL 35	1859.	2287.	822.	1727.	830.	142.	831.	7654.
DV CELL 40	99.	1148.	1077.	332.	268.	117.	758.	3782.
DV CELL 45	6.	889.	76.	806.	130.	186.	508.	1803.
DV CELL 50	0.	165.	27.	93.	83.	70.	451.	850.
DV CELL 55	0.	83.	0.	53.	23.	40.	247.	455.
DV CELL 60	0.	86.	5.	28.	12.	22.	146.	259.
DV CELL 65	0.	21.	2.	6.	3.	7.	76.	116.
DV CELL 70	0.	0.	1.	3.	1.	3.	34.	52.
DV CELL 75	0.	6.	1.	1.	1.	2.	22.	33.
DV CELL 80	0.	2.	0.	1.	0.	1.	11.	16.
DV CELL 85	0.	1.	0.	0.	0.	0.	5.	8.
DV CELL 90	0.	1.	0.	0.	0.	0.	3.	4.
DV CELL 95	0.	0.	0.	0.	0.	0.	2.	2.
DV CELL 100	0.	0.	0.	0.	0.	0.	1.	1.
DV CELL 105	0.	0.	0.	0.	0.	0.	0.	1.
DV CELL 110	0.	0.	0.	0.	0.	0.	0.	0.
DV CELL 115	0.	0.	0.	0.	0.	0.	0.	0.
DV CELL 120	0.	0.	0.	0.	0.	0.	0.	0.
DV CELL 125	0.	0.	0.	0.	0.	0.	0.	0.
DV CELL 130	0.	0.	0.	0.	0.	0.	0.	0.
DV CELL 135	0.	0.	0.	0.	0.	0.	0.	0.
DV CELL 140	0.	0.	0.	0.	0.	0.	0.	0.
DV CELL 145	0.	0.	0.	0.	0.	0.	0.	0.
DV CELL 150	0.	0.	0.	0.	0.	0.	0.	0.
TOTAL	479835.	162178.	26388.	19601.	3660.	1536.	7076.	629574.
MEAN	0.	17.	16.	18.	23.	28.	31.	11.

YEAR 1980, SIDE IMPACT , VEHICLE-TO-FIXED-OBJECT

	AIS 0	AIS 1	AIS 2	AIS 3	AIS 4	AIS 5	AIS 6	TOTAL
DV CELL 5	26187.	8389.	2139.	665.	135.	0.	361.	37826.
DV CELL 10	25050.	9108.	1562.	1371.	349.	83.	77.	38495.
DV CELL 15	10899.	5112.	1993.	2347.	488.	39.	478.	21312.
DV CELL 20	10629.	5889.	1357.	1251.	736.	172.	425.	20419.
DV CELL 25	993.	4050.	585.	536.	371.	259.	569.	7253.
DV CELL 30	1690.	1057.	207.	829.	176.	50.	454.	4463.
DV CELL 35	99.	83.	51.	184.	39.	9.	204.	679.
DV CELL 40	850.	731.	267.	252.	65.	8.	236.	2009.
DV CELL 45	26.	13.	8.	49.	3.	0.	12.	112.
DV CELL 50	7.	11.	16.	49.	12.	0.	16.	112.
DV CELL 55	6.	11.	52.	13.	12.	0.	16.	112.
DV CELL 60	10.	57.	79.	53.	55.	1.	194.	446.
DV CELL 65	7.	43.	53.	40.	41.	0.	150.	335.
DV CELL 70	5.	24.	46.	21.	23.	0.	102.	223.
DV CELL 75	0.	0.	0.	0.	0.	0.	0.	0.
DV CELL 80	1.	29.	16.	25.	6.	1.	146.	223.
DV CELL 85	0.	0.	0.	0.	0.	0.	0.	0.
DV CELL 90	0.	0.	0.	0.	0.	0.	0.	0.
DV CELL 95	0.	0.	0.	0.	0.	0.	0.	0.
DV CELL 100	0.	0.	0.	0.	0.	0.	0.	0.
DV CELL 105	0.	0.	0.	0.	0.	0.	0.	0.
DV CELL 110	0.	0.	0.	0.	0.	0.	0.	0.
DV CELL 115	0.	0.	0.	0.	0.	0.	0.	0.
DV CELL 120	0.	0.	0.	0.	0.	0.	0.	0.
DV CELL 125	0.	0.	0.	0.	0.	0.	0.	0.
DV CELL 130	0.	0.	0.	0.	0.	0.	0.	0.
DV CELL 135	0.	0.	0.	0.	0.	0.	0.	0.
DV CELL 140	0.	0.	0.	0.	0.	0.	0.	0.
DV CELL 145	0.	0.	0.	0.	0.	0.	0.	0.
DV CELL 150	0.	0.	0.	0.	0.	0.	0.	0.
TOTAL	76877.	38568.	9827.	7686.	2466.	624.	3442.	134009.
MEAN	0.	12.	13.	17.	19.	19.	28.	11.

YEAR 1980, REAR IMPACT , VEHICLE-TO-VEHICLE

	AIS 0	AIS 1	AIS 2	AIS 3	AIS 4	AIS 5	AIS 6	TOTAL
DV CELL 5	17227.	14800.	142.	142.	0.	0.	0.	34311.
DV CELL 10	33007.	22579.	319.	101.	0.	0.	0.	56006.
DV CELL 15	21143.	12813.	572.	133.	0.	0.	0.	34281.
DV CELL 20	7628.	6296.	397.	67.	95.	0.	63.	14546.
DV CELL 25	3001.	1882.	127.	328.	108.	0.	108.	5114.
DV CELL 30	727.	749.	31.	79.	26.	0.	26.	1239.
DV CELL 35	205.	109.	10.	23.	8.	0.	8.	364.
DV CELL 40	55.	29.	3.	6.	2.	0.	2.	97.
DV CELL 45	11.	5.	0.	1.	0.	0.	0.	19.
DV CELL 50	2.	1.	0.	0.	0.	0.	0.	4.
DV CELL 55	2.	1.	0.	0.	0.	0.	0.	3.
DV CELL 60	0.	0.	0.	0.	0.	0.	0.	1.
DV CELL 65	0.	0.	0.	0.	0.	0.	0.	0.
DV CELL 70	0.	0.	0.	0.	0.	0.	0.	0.
DV CELL 75	0.	0.	0.	0.	0.	0.	0.	0.
DV CELL 80	0.	0.	0.	0.	0.	0.	0.	0.
DV CELL 85	0.	0.	0.	0.	0.	0.	0.	0.
DV CELL 90	0.	0.	0.	0.	0.	0.	0.	0.
DV CELL 95	0.	0.	0.	0.	0.	0.	0.	0.
DV CELL 100	0.	0.	0.	0.	0.	0.	0.	0.
DV CELL 105	0.	0.	0.	0.	0.	0.	0.	0.
DV CELL 110	0.	0.	0.	0.	0.	0.	0.	0.
DV CELL 115	0.	0.	0.	0.	0.	0.	0.	0.
DV CELL 120	0.	0.	0.	0.	0.	0.	0.	0.
DV CELL 125	0.	0.	0.	0.	0.	0.	0.	0.
DV CELL 130	0.	0.	0.	0.	0.	0.	0.	0.
DV CELL 135	0.	0.	0.	0.	0.	0.	0.	0.
DV CELL 140	0.	0.	0.	0.	0.	0.	0.	0.
DV CELL 145	0.	0.	0.	0.	0.	0.	0.	0.
DV CELL 150	0.	0.	0.	0.	0.	0.	0.	0.
TOTAL	93770.	63723.	1602.	882.	240.	0.	208.	145985.
MEAN	0.	0.	13.	17.	22.	0.	22.	9.

YEAR 1980. ROLL IMPACT . VEHICLE-TO-FIXED-OBJECT

	AIS 0	AIS 1	AIS 2	AIS 3	AIS 4	AIS 5	AIS 6	TOTAL
DV CELL 5	5652.	3236.	964.	455.	118.	48.	284.	10758.
DV CELL 10	8417.	4931.	1849.	694.	180.	73.	433.	16393.
DV CELL 15	11035.	6318.	1883.	889.	230.	94.	554.	21003.
DV CELL 20	10229.	5855.	1745.	824.	213.	87.	514.	19466.
DV CELL 25	8344.	4777.	1424.	672.	174.	71.	419.	15881.
DV CELL 30	6190.	3548.	1056.	499.	129.	53.	311.	11782.
DV CELL 35	4576.	2620.	781.	369.	95.	39.	230.	8709.
DV CELL 40	3445.	1972.	588.	278.	72.	29.	173.	6557.
DV CELL 45	2476.	1418.	422.	199.	52.	21.	124.	4713.
DV CELL 50	1884.	1079.	321.	152.	39.	16.	95.	3586.
DV CELL 55	1346.	770.	230.	108.	28.	11.	68.	2561.
DV CELL 60	861.	493.	147.	69.	18.	7.	43.	1639.
DV CELL 65	592.	339.	101.	48.	12.	5.	30.	1127.
DV CELL 70	388.	222.	66.	31.	8.	3.	19.	738.
DV CELL 75	242.	139.	41.	20.	5.	2.	12.	461.
DV CELL 80	140.	80.	24.	11.	3.	1.	7.	266.
DV CELL 85	81.	46.	14.	7.	2.	1.	4.	154.
DV CELL 90	0.	0.	0.	0.	0.	0.	0.	0.
DV CELL 95	0.	0.	0.	0.	0.	0.	0.	0.
DV CELL 100	0.	0.	0.	0.	0.	0.	0.	0.
DV CELL 105	0.	0.	0.	0.	0.	0.	0.	0.
DV CELL 110	0.	0.	0.	0.	0.	0.	0.	0.
DV CELL 115	0.	0.	0.	0.	0.	0.	0.	0.
DV CELL 120	0.	0.	0.	0.	0.	0.	0.	0.
DV CELL 125	0.	0.	0.	0.	0.	0.	0.	0.
DV CELL 130	0.	0.	0.	0.	0.	0.	0.	0.
DV CELL 135	0.	0.	0.	0.	0.	0.	0.	0.
DV CELL 140	0.	0.	0.	0.	0.	0.	0.	0.
DV CELL 145	0.	0.	0.	0.	0.	0.	0.	0.
DV CELL 150	0.	0.	0.	0.	0.	0.	0.	0.
TOTAL	46792.	37838.	11276.	5325.	1378.	564.	3320.	125794.
MEAN	22.	22.	22.	22.	22.	22.	22.	22.

TABLE A- 3

G-FACTOR = 1.0

NUMBER OF INJURY AND FATALITY LOSSES BY YEAR
ASSUMING IMPLEMENTATION SCHEME BASE
SUBROUTINE <DPVRNG> FOR YEAR 0 AND IMPLEMENTATION SCHEME 1
CALCULATED NO. OF ACCIDENTS - 1946196.5 -- EXPECTED NO. IS 1946946

YEAR 1985, FRONT IMPACT, VEHICLE-TO-VEHICLE

	AIS 0	AIS 1	AIS 2	AIS 3	AIS 4	AIS 5	AIS 6	TOTAL
OV CELL 5	242488.	83573.	2926.	387.	129.	0.	0.	306694.
OV CELL 10	386787.	106091.	11774.	3024.	281.	19.	71.	508047.
OV CELL 15	207253.	87757.	18878.	2809.	816.	69.	171.	317753.
OV CELL 20	89313.	52096.	12549.	4287.	944.	150.	467.	159808.
OV CELL 25	37399.	28321.	7120.	2518.	759.	349.	589.	77046.
OV CELL 30	15786.	16188.	4382.	2514.	767.	344.	1001.	40579.
OV CELL 35	7726.	9016.	2907.	2178.	1032.	187.	795.	23822.
OV CELL 40	4927.	4577.	1351.	1443.	976.	173.	1311.	14654.
OV CELL 45	534.	2909.	1524.	1436.	518.	296.	1619.	8836.
OV CELL 50	840.	845.	957.	763.	658.	10.	1374.	5087.
OV CELL 55	5.	155.	227.	598.	664.	40.	1119.	2807.
OV CELL 60	1.	252.	182.	453.	84.	20.	804.	1796.
OV CELL 65	0.	0.	276.	287.	156.	0.	431.	1150.
OV CELL 70	0.	104.	21.	218.	21.	0.	302.	666.
OV CELL 75	0.	128.	44.	49.	14.	2.	196.	432.
OV CELL 80	0.	74.	25.	28.	8.	1.	112.	248.
OV CELL 85	0.	44.	15.	17.	5.	1.	47.	148.
OV CELL 90	0.	10.	7.	3.	2.	0.	50.	73.
OV CELL 95	0.	4.	5.	2.	1.	0.	32.	46.
OV CELL 100	0.	8.	7.	1.	1.	0.	18.	27.
OV CELL 105	0.	7.	2.	1.	1.	0.	15.	21.
OV CELL 110	0.	0.	1.	0.	0.	0.	10.	14.
OV CELL 115	0.	1.	1.	0.	0.	0.	6.	8.
OV CELL 120	0.	0.	0.	0.	0.	0.	2.	2.
OV CELL 125	0.	0.	0.	0.	0.	0.	0.	0.
OV CELL 130	0.	0.	0.	0.	0.	0.	0.	0.
OV CELL 135	0.	0.	0.	0.	0.	0.	0.	0.
OV CELL 140	0.	0.	0.	0.	0.	0.	0.	0.
OV CELL 145	0.	0.	0.	0.	0.	0.	0.	0.
OV CELL 150	0.	0.	0.	0.	0.	0.	0.	0.
TOTAL	1112784.	348766.	65179.	23016.	7837.	1661.	10542.	1469768.
MEAN	0.	17.	17.	25.	31.	30.	43.	11.

YEAR 1985, FRONT IMPACT, VEHICLE-TO-FIXED-OBJECT

	AIS 0	AIS 1	AIS 2	AIS 3	AIS 4	AIS 5	AIS 6	TOTAL
OV CELL 5	39699.	15389.	1399.	198.	32.	0.	0.	56812.
OV CELL 10	112054.	43531.	6707.	1931.	143.	103.	66.	164534.
OV CELL 15	96815.	43669.	12997.	2934.	339.	503.	322.	147178.
OV CELL 20	37628.	30800.	10281.	4526.	613.	199.	772.	84813.
OV CELL 25	12048.	11558.	4281.	1699.	636.	156.	890.	31241.
OV CELL 30	3371.	4590.	1536.	1200.	488.	188.	430.	11802.
OV CELL 35	4951.	4651.	1669.	1461.	323.	148.	565.	13769.
OV CELL 40	239.	483.	290.	459.	191.	60.	63.	1736.
OV CELL 45	819.	938.	252.	692.	252.	5.	402.	3355.
OV CELL 50	506.	659.	168.	126.	12.	5.	260.	1736.
OV CELL 55	149.	194.	10.	303.	0.	83.	186.	926.
OV CELL 60	709.	51.	353.	71.	12.	8.	222.	1504.
OV CELL 65	905.	231.	93.	156.	36.	10.	305.	1736.
OV CELL 70	22.	21.	7.	43.	13.	5.	125.	231.
OV CELL 75	2.	20.	9.	1.	0.	0.	192.	231.
OV CELL 80	2.	18.	8.	0.	0.	0.	96.	116.
OV CELL 85	0.	0.	0.	0.	0.	0.	0.	0.
OV CELL 90	2.	18.	8.	0.	0.	0.	96.	116.
OV CELL 95	0.	0.	0.	0.	0.	0.	0.	0.
OV CELL 100	0.	0.	0.	0.	0.	0.	0.	0.
OV CELL 105	0.	0.	0.	0.	0.	0.	0.	0.
OV CELL 110	0.	0.	0.	0.	0.	0.	0.	0.
OV CELL 115	0.	0.	0.	0.	0.	0.	0.	0.
OV CELL 120	0.	0.	0.	0.	0.	0.	0.	0.
OV CELL 125	0.	0.	0.	0.	0.	0.	0.	0.
OV CELL 130	0.	0.	0.	0.	0.	0.	0.	0.
OV CELL 135	0.	0.	0.	0.	0.	0.	0.	0.
OV CELL 140	0.	0.	0.	0.	0.	0.	0.	0.
OV CELL 145	0.	0.	0.	0.	0.	0.	0.	0.
OV CELL 150	0.	0.	0.	0.	0.	0.	0.	0.
TOTAL	290419.	154773.	40137.	15795.	3081.	1469.	4991.	521834.
MEAN	11.	17.	16.	21.	25.	22.	36.	13.

YEAR 1985, SIDE IMPACT , VEHICLE-TO-VEHICLE

	AIS 0	AIS 1	AIS 2	AIS 3	AIS 4	AIS 5	AIS 6	TOTAL
DV CELL 5	108790.	12971.	976.	537.	0.	0.	0.	119243.
DV CELL 10	193580.	55827.	4873.	2306.	115.	15.	0.	245876.
DV CELL 15	98772.	50781.	8637.	7241.	691.	180.	421.	166723.
DV CELL 20	33282.	32731.	6748.	5145.	868.	431.	678.	79900.
DV CELL 25	13031.	14959.	4325.	2602.	882.	241.	1794.	36894.
DV CELL 30	8802.	5027.	1318.	542.	874.	157.	1436.	17356.
DV CELL 35	2050.	2473.	465.	1905.	874.	157.	917.	8841.
DV CELL 40	98.	1272.	1198.	369.	293.	129.	841.	4196.
DV CELL 45	7.	551.	88.	458.	147.	210.	572.	2030.
DV CELL 50	0.	187.	31.	105.	89.	79.	512.	963.
DV CELL 55	0.	92.	10.	59.	25.	44.	273.	504.
DV CELL 60	0.	51.	6.	31.	18.	28.	162.	288.
DV CELL 65	0.	25.	3.	7.	8.	9.	92.	139.
DV CELL 70	0.	11.	1.	3.	2.	4.	39.	60.
DV CELL 75	0.	7.	1.	2.	1.	2.	26.	38.
DV CELL 80	0.	7.	0.	1.	0.	1.	13.	19.
DV CELL 85	0.	2.	0.	0.	0.	1.	6.	9.
DV CELL 90	0.	1.	0.	0.	0.	0.	3.	4.
DV CELL 95	0.	0.	0.	0.	0.	0.	2.	3.
DV CELL 100	0.	0.	0.	0.	0.	0.	1.	1.
DV CELL 105	0.	0.	0.	0.	0.	0.	0.	1.
DV CELL 110	0.	0.	0.	0.	0.	0.	0.	0.
DV CELL 115	0.	0.	0.	0.	0.	0.	0.	0.
DV CELL 120	0.	0.	0.	0.	0.	0.	0.	0.
DV CELL 125	0.	0.	0.	0.	0.	0.	0.	0.
DV CELL 130	0.	0.	0.	0.	0.	0.	0.	0.
DV CELL 135	0.	0.	0.	0.	0.	0.	0.	0.
DV CELL 140	0.	0.	0.	0.	0.	0.	0.	0.
DV CELL 145	0.	0.	0.	0.	0.	0.	0.	0.
DV CELL 150	0.	0.	0.	0.	0.	0.	0.	0.
TOTAL	443971.	175677.	28294.	21282.	3995.	1686.	7790.	682688.
MEAN	0.	17.	16.	18.	28.	28.	31.	11.

YEAR 1985, SIDE IMPACT , VEHICLE-TO-FIXED-OBJECT

	AIS 0	AIS 1	AIS 2	AIS 3	AIS 4	AIS 5	AIS 6	TOTAL
OV CELL 5	28353.	9096.	2309.	721.	144.	0.	392.	41017.
OV CELL 10	28139.	9872.	1693.	1886.	379.	90.	84.	41743.
OV CELL 15	11917.	5548.	2141.	2545.	882.	42.	518.	23110.
OV CELL 20	11526.	6383.	1472.	1356.	798.	186.	461.	22142.
OV CELL 25	958.	4392.	638.	581.	402.	281.	617.	7865.
OV CELL 30	1832.	1146.	224.	899.	191.	54.	493.	4840.
OV CELL 35	104.	90.	55.	199.	42.	13.	223.	726.
OV CELL 40	898.	792.	200.	274.	70.	8.	256.	2178.
OV CELL 45	28.	18.	0.	54.	3.	0.	13.	121.
OV CELL 50	8.	12.	17.	53.	12.	0.	18.	121.
OV CELL 55	7.	12.	56.	15.	13.	0.	18.	121.
OV CELL 60	10.	62.	88.	57.	59.	1.	210.	484.
OV CELL 65	8.	87.	57.	44.	45.	0.	162.	363.
OV CELL 70	5.	28.	50.	23.	25.	0.	111.	242.
OV CELL 75	0.	0.	0.	0.	0.	0.	0.	0.
OV CELL 80	1.	31.	17.	27.	6.	2.	158.	242.
OV CELL 85	0.	0.	0.	0.	0.	0.	0.	0.
OV CELL 90	0.	0.	0.	0.	0.	0.	0.	0.
OV CELL 95	0.	0.	0.	0.	0.	0.	0.	0.
OV CELL 100	0.	0.	0.	0.	0.	0.	0.	0.
OV CELL 105	0.	0.	0.	0.	0.	0.	0.	0.
OV CELL 110	0.	0.	0.	0.	0.	0.	0.	0.
OV CELL 115	0.	0.	0.	0.	0.	0.	0.	0.
OV CELL 120	0.	0.	0.	0.	0.	0.	0.	0.
OV CELL 125	0.	0.	0.	0.	0.	0.	0.	0.
OV CELL 130	0.	0.	0.	0.	0.	0.	0.	0.
OV CELL 135	0.	0.	0.	0.	0.	0.	0.	0.
OV CELL 140	0.	0.	0.	0.	0.	0.	0.	0.
OV CELL 145	0.	0.	0.	0.	0.	0.	0.	0.
OV CELL 150	0.	0.	0.	0.	0.	0.	0.	0.
TOTAL	93297.	37889.	9131.	8335.	2674.	676.	3732.	145314.
MEAN	0.	12.	13.	17.	19.	19.	28.	11.

YEAR 1985, REAR IMPACT , VEHICLE-TO-VEHICLE

	AIS 0	AIS 1	AIS 2	AIS 3	AIS 4	AIS 5	AIS 6	TOTAL
OV CELL 5	18881.	18374.	156.	156.	0.	0.	0.	37526.
OV CELL 10	35481.	24407.	384.	109.	0.	0.	0.	60542.
OV CELL 15	22711.	13320.	619.	143.	0.	0.	0.	36788.
OV CELL 20	8208.	6895.	832.	73.	103.	0.	69.	15815.
OV CELL 25	3302.	1597.	140.	360.	118.	0.	118.	5627.
OV CELL 30	851.	409.	36.	93.	31.	0.	31.	1449.
OV CELL 35	232.	123.	11.	26.	9.	0.	9.	412.
OV CELL 40	42.	22.	3.	7.	2.	0.	2.	109.
OV CELL 45	13.	6.	1.	2.	1.	0.	1.	23.
OV CELL 50	2.	1.	0.	0.	0.	0.	0.	5.
OV CELL 55	2.	1.	0.	0.	0.	0.	0.	4.
OV CELL 60	1.	0.	0.	0.	0.	0.	0.	1.
OV CELL 65	0.	0.	0.	0.	0.	0.	0.	0.
OV CELL 70	0.	0.	0.	0.	0.	0.	0.	0.
OV CELL 75	0.	0.	0.	0.	0.	0.	0.	0.
OV CELL 80	0.	0.	0.	0.	0.	0.	0.	0.
OV CELL 85	0.	0.	0.	0.	0.	0.	0.	0.
OV CELL 90	0.	0.	0.	0.	0.	0.	0.	0.
OV CELL 95	0.	0.	0.	0.	0.	0.	0.	0.
OV CELL 100	0.	0.	0.	0.	0.	0.	0.	0.
OV CELL 105	0.	0.	0.	0.	0.	0.	0.	0.
OV CELL 110	0.	0.	0.	0.	0.	0.	0.	0.
OV CELL 115	0.	0.	0.	0.	0.	0.	0.	0.
OV CELL 120	0.	0.	0.	0.	0.	0.	0.	0.
OV CELL 125	0.	0.	0.	0.	0.	0.	0.	0.
OV CELL 130	0.	0.	0.	0.	0.	0.	0.	0.
OV CELL 135	0.	0.	0.	0.	0.	0.	0.	0.
OV CELL 140	0.	0.	0.	0.	0.	0.	0.	0.
OV CELL 145	0.	0.	0.	0.	0.	0.	0.	0.
OV CELL 150	0.	0.	0.	0.	0.	0.	0.	0.
TOTAL	99992.	65137.	1737.	970.	265.	0.	230.	158301.
MEAN	0.	0.	13.	17.	22.	0.	22.	9.

YEAR 1985, ROLL IMPACT , VEHICLE-TO-FIXED-OBJECT

	AIS 0	AIS 1	AIS 2	AIS 3	AIS 4	AIS 5	AIS 6	TOTAL
DV CELL 5	6129.	3509.	1086.	494.	128.	52.	308.	11665.
DV CELL 10	9330.	5787.	1593.	752.	195.	83.	869.	17776.
DV CELL 15	11966.	6851.	2042.	964.	250.	102.	601.	22775.
DV CELL 20	11090.	6389.	1892.	894.	231.	95.	557.	21109.
DV CELL 25	9048.	5183.	1544.	729.	189.	77.	455.	17220.
DV CELL 30	6713.	3843.	1145.	541.	140.	57.	337.	12776.
DV CELL 35	5242.	2881.	847.	400.	103.	42.	249.	9483.
DV CELL 40	3736.	2130.	637.	301.	78.	32.	188.	7110.
DV CELL 45	2685.	1537.	458.	216.	56.	23.	135.	5110.
DV CELL 50	2043.	1170.	389.	165.	43.	17.	103.	3888.
DV CELL 55	1459.	835.	249.	118.	30.	12.	73.	2778.
DV CELL 60	938.	535.	159.	75.	19.	8.	47.	1778.
DV CELL 65	642.	368.	113.	52.	13.	5.	32.	1222.
DV CELL 70	420.	241.	72.	34.	9.	4.	21.	800.
DV CELL 75	263.	150.	45.	21.	5.	2.	13.	500.
DV CELL 80	152.	87.	26.	12.	3.	1.	8.	289.
DV CELL 85	89.	50.	15.	7.	2.	1.	4.	167.
DV CELL 90	0.	0.	0.	0.	0.	0.	0.	0.
DV CELL 95	0.	0.	0.	0.	0.	0.	0.	0.
DV CELL 100	0.	0.	0.	0.	0.	0.	0.	0.
DV CELL 105	0.	0.	0.	0.	0.	0.	0.	0.
DV CELL 110	0.	0.	0.	0.	0.	0.	0.	0.
DV CELL 115	0.	0.	0.	0.	0.	0.	0.	0.
DV CELL 120	0.	0.	0.	0.	0.	0.	0.	0.
DV CELL 125	0.	0.	0.	0.	0.	0.	0.	0.
DV CELL 130	0.	0.	0.	0.	0.	0.	0.	0.
DV CELL 135	0.	0.	0.	0.	0.	0.	0.	0.
DV CELL 140	0.	0.	0.	0.	0.	0.	0.	0.
DV CELL 145	0.	0.	0.	0.	0.	0.	0.	0.
DV CELL 150	0.	0.	0.	0.	0.	0.	0.	0.
TOTAL	71448.	41031.	12229.	5774.	1494.	611.	3600.	136407.
MEAN	22.	22.	22.	22.	22.	22.	22.	22.

TABLE A- 6

G-FACTOR = 1.0

NUMBER OF INJURY AND FATALITY LOSSES BY YEAR
ASSUMING IMPLEMENTATION SCHEME BASE
SUBROUTINE <DRVRNG> FOR YEAR 14 AND IMPLEMENTATION SCHEME 1
CALCULATED NO. OF ACCIDENTS - 2171797.3 -- EXPECTED NO. IS 2132269

YEAR 1993, FRONT IMPACT, VEHICLE-TO-VEHICLE

	AIS 0	AIS 1	AIS 2	AIS 3	AIS 4	AIS 5	AIS 6	TOTAL
DV CELL 5	299657.	44735.	3227.	427.	142.	0.	0.	338188.
DV CELL 10	423984.	114076.	12878.	3308.	307.	21.	78.	555671.
DV CELL 15	226065.	95722.	23591.	3064.	890.	75.	186.	346594.
DV CELL 20	97622.	57028.	13734.	4692.	1033.	164.	511.	174781.
DV CELL 25	40947.	31114.	7826.	2764.	833.	383.	647.	84536.
DV CELL 30	16852.	17787.	4819.	2763.	843.	377.	1099.	44540.
DV CELL 35	8413.	9879.	3199.	2388.	1131.	205.	871.	26077.
DV CELL 40	5259.	4994.	1477.	1589.	1075.	191.	1447.	16035.
DV CELL 45	586.	3198.	1675.	1576.	568.	325.	1777.	9701.
DV CELL 50	963.	519.	1068.	852.	735.	11.	1534.	5678.
DV CELL 55	5.	173.	258.	669.	743.	44.	1251.	3141.
DV CELL 60	1.	280.	202.	504.	93.	22.	895.	1998.
DV CELL 65	0.	3.	304.	317.	172.	0.	475.	1267.
DV CELL 70	0.	117.	23.	237.	23.	0.	327.	722.
DV CELL 75	0.	143.	49.	55.	15.	2.	218.	481.
DV CELL 80	0.	95.	29.	33.	9.	1.	130.	288.
DV CELL 85	0.	49.	17.	19.	5.	1.	75.	165.
DV CELL 90	0.	17.	9.	3.	3.	0.	62.	90.
DV CELL 95	0.	7.	5.	2.	2.	0.	36.	52.
DV CELL 100	0.	4.	3.	1.	1.	0.	20.	29.
DV CELL 105	0.	3.	2.	1.	1.	0.	16.	23.
DV CELL 110	0.	2.	2.	1.	0.	0.	10.	15.
DV CELL 115	0.	1.	1.	0.	0.	0.	6.	9.
DV CELL 120	0.	0.	0.	0.	0.	0.	2.	3.
DV CELL 125	0.	0.	0.	0.	0.	0.	0.	0.
DV CELL 130	0.	0.	0.	0.	0.	0.	0.	0.
DV CELL 135	0.	0.	0.	0.	0.	0.	0.	0.
DV CELL 140	0.	0.	0.	0.	0.	0.	0.	0.
DV CELL 145	0.	0.	0.	0.	0.	0.	0.	0.
DV CELL 150	0.	0.	0.	0.	0.	0.	0.	0.
TOTAL	1109831.	381831.	71385.	25262.	8625.	1824.	11475.	1610083.
MEAN	0.	13.	17.	25.	31.	30.	43.	11.

YEAR 1990, FRONT IMPACT, VEHICLE-TO-FIXED-OBJECT

	AIS 0	AIS 1	AIS 2	AIS 3	AIS 4	AIS 5	AIS 6	TOTAL
OV CELL 5	43899.	16850.	1636.	217.	35.	0.	0.	62235.
OV CELL 10	122758.	47487.	7383.	2115.	157.	113.	72.	180242.
OV CELL 15	98645.	47837.	14239.	3218.	372.	551.	353.	161229.
OV CELL 20	41215.	33780.	11266.	4953.	671.	219.	845.	92910.
OV CELL 25	13203.	12659.	4651.	1863.	697.	171.	975.	34223.
OV CELL 30	3485.	5031.	1686.	1316.	535.	206.	471.	12928.
OV CELL 35	5414.	5099.	1831.	1633.	359.	162.	620.	15098.
OV CELL 40	258.	485.	318.	508.	200.	66.	70.	1901.
OV CELL 45	807.	1024.	278.	758.	276.	5.	440.	3676.
OV CELL 50	558.	721.	188.	139.	13.	5.	285.	1901.
OV CELL 55	163.	218.	11.	332.	0.	91.	203.	1018.
OV CELL 60	846.	58.	387.	78.	13.	5.	243.	1648.
OV CELL 65	992.	253.	132.	171.	39.	11.	334.	1901.
OV CELL 70	28.	23.	3.	47.	15.	6.	136.	253.
OV CELL 75	2.	31.	9.	1.	0.	0.	210.	253.
OV CELL 80	2.	15.	5.	0.	0.	0.	105.	127.
OV CELL 85	0.	0.	0.	0.	0.	0.	0.	0.
OV CELL 90	2.	15.	5.	0.	0.	0.	105.	127.
OV CELL 95	0.	0.	0.	0.	0.	0.	0.	0.
OV CELL 100	0.	0.	0.	0.	0.	0.	0.	0.
OV CELL 105	0.	0.	0.	0.	0.	0.	0.	0.
OV CELL 110	0.	0.	0.	0.	0.	0.	0.	0.
OV CELL 115	0.	0.	0.	0.	0.	0.	0.	0.
OV CELL 120	0.	0.	0.	0.	0.	0.	0.	0.
OV CELL 125	0.	0.	0.	0.	0.	0.	0.	0.
OV CELL 130	0.	0.	0.	0.	0.	0.	0.	0.
OV CELL 135	0.	0.	0.	0.	0.	0.	0.	0.
OV CELL 140	0.	0.	0.	0.	0.	0.	0.	0.
OV CELL 145	0.	0.	0.	0.	0.	0.	0.	0.
OV CELL 150	0.	0.	0.	0.	0.	0.	0.	0.
TOTAL	329199.	171745.	43950.	17311.	3377.	1610.	5469.	571652.
MEAN	11.	17.	16.	21.	25.	22.	36.	13.

YEAR 1990, SIDE IMPACT , VEHICLE-TO-VEHICLE

	AIS 0	AIS 1	AIS 2	AIS 3	AIS 4	AIS 5	AIS 6	TOTAL
OV CELL 5	115742.	14325.	1078.	560.	0.	0.	0.	131705.
OV CELL 10	200825.	60647.	4894.	2523.	126.	17.	0.	269031.
OV CELL 15	107429.	55335.	9412.	7890.	753.	196.	459.	181673.
OV CELL 20	36825.	35822.	7407.	5631.	946.	472.	742.	87845.
OV CELL 25	18293.	15809.	4740.	2852.	923.	265.	1967.	40439.
OV CELL 30	9235.	5526.	1849.	596.	521.	173.	1579.	19078.
OV CELL 35	2265.	2731.	518.	2104.	524.	173.	1013.	9323.
OV CELL 40	108.	1408.	1318.	407.	323.	143.	928.	4631.
OV CELL 45	0.	617.	96.	513.	164.	235.	641.	2275.
OV CELL 50	0.	209.	35.	118.	55.	89.	571.	1075.
OV CELL 55	0.	102.	11.	65.	28.	49.	301.	554.
OV CELL 60	0.	57.	6.	35.	15.	27.	181.	321.
OV CELL 65	0.	28.	3.	8.	5.	10.	105.	159.
OV CELL 70	0.	12.	1.	3.	2.	4.	45.	68.
OV CELL 75	0.	8.	1.	2.	1.	3.	28.	42.
OV CELL 80	0.	4.	0.	1.	1.	1.	15.	22.
OV CELL 85	0.	0.	0.	0.	0.	1.	7.	10.
OV CELL 90	0.	1.	0.	0.	0.	0.	3.	5.
OV CELL 95	0.	1.	0.	0.	0.	0.	2.	3.
OV CELL 100	0.	0.	0.	0.	0.	0.	1.	1.
OV CELL 105	0.	0.	0.	0.	0.	0.	1.	1.
OV CELL 110	0.	0.	0.	0.	0.	0.	0.	0.
OV CELL 115	0.	0.	0.	0.	0.	0.	0.	0.
OV CELL 120	0.	0.	0.	0.	0.	0.	0.	0.
OV CELL 125	0.	0.	0.	0.	0.	0.	0.	0.
OV CELL 130	0.	0.	0.	0.	0.	0.	0.	0.
OV CELL 135	0.	0.	0.	0.	0.	0.	0.	0.
OV CELL 140	0.	0.	0.	0.	0.	0.	0.	0.
OV CELL 145	0.	0.	0.	0.	0.	0.	0.	0.
OV CELL 150	0.	0.	0.	0.	0.	0.	0.	0.
TOTAL	486518.	192293.	30966.	23307.	4396.	1857.	8589.	747863.
MEAN	9.	17.	16.	18.	24.	28.	31.	11.

YEAR 1990, SIDE IMPACT , VEHICLE-TO-FIXED-OBJECT

	AIS 0	AIS 1	AIS 2	AIS 3	AIS 4	AIS 5	AIS 6	TOTAL
OV CELL 5	31060.	9965.	2530.	790.	160.	0.	429.	44933.
OV CELL 10	30926.	10910.	1855.	1678.	815.	99.	91.	45728.
OV CELL 15	12986.	6073.	2368.	2789.	528.	46.	568.	25316.
OV CELL 20	12627.	6949.	1612.	1486.	674.	204.	505.	24256.
OV CELL 25	1049.	4811.	695.	637.	440.	308.	676.	8615.
OV CELL 30	2007.	1256.	246.	985.	209.	60.	540.	5302.
OV CELL 35	116.	99.	60.	218.	86.	11.	244.	795.
OV CELL 40	534.	868.	318.	300.	77.	9.	281.	2386.
OV CELL 45	31.	15.	9.	59.	4.	0.	14.	133.
OV CELL 50	0.	13.	19.	58.	14.	0.	19.	133.
OV CELL 55	7.	13.	62.	16.	14.	0.	19.	133.
OV CELL 60	11.	65.	92.	63.	65.	1.	230.	530.
OV CELL 65	0.	51.	63.	48.	49.	1.	178.	398.
OV CELL 70	6.	30.	54.	25.	27.	0.	121.	265.
OV CELL 75	0.	0.	0.	0.	0.	0.	0.	0.
OV CELL 80	1.	38.	19.	30.	7.	2.	173.	265.
OV CELL 85	0.	0.	0.	0.	0.	0.	0.	0.
OV CELL 90	0.	0.	0.	0.	0.	0.	0.	0.
OV CELL 95	0.	0.	0.	0.	0.	0.	0.	0.
OV CELL 100	0.	0.	0.	0.	0.	0.	0.	0.
OV CELL 105	0.	0.	0.	0.	0.	0.	0.	0.
OV CELL 110	0.	0.	0.	0.	0.	0.	0.	0.
OV CELL 115	0.	0.	0.	0.	0.	0.	0.	0.
OV CELL 120	0.	0.	0.	0.	0.	0.	0.	0.
OV CELL 125	0.	0.	0.	0.	0.	0.	0.	0.
OV CELL 130	0.	0.	0.	0.	0.	0.	0.	0.
OV CELL 135	0.	0.	0.	0.	0.	0.	0.	0.
OV CELL 140	0.	0.	0.	0.	0.	0.	0.	0.
OV CELL 145	0.	0.	0.	0.	0.	0.	0.	0.
OV CELL 150	0.	0.	0.	0.	0.	0.	0.	0.
TOTAL	91238.	41050.	10002.	9131.	2929.	741.	4089.	159187.
MEAN	0.	12.	13.	17.	19.	19.	28.	11.

YEAR 1990, REAR IMPACT , VEHICLE-TO-VEHICLE

	AIS 0	AIS 1	AIS 2	AIS 3	AIS 4	AIS 5	AIS 6	TOTAL
DV CELL 5	20779.	20264.	172.	172.	0.	0.	0.	41386.
DV CELL 10	39031.	26699.	377.	119.	0.	0.	0.	66227.
DV CELL 15	24797.	14891.	668.	155.	0.	0.	0.	40022.
DV CELL 20	9085.	7899.	473.	80.	113.	0.	75.	17324.
DV CELL 25	3626.	1782.	158.	396.	130.	0.	130.	6178.
DV CELL 30	976.	869.	81.	107.	35.	0.	35.	1663.
DV CELL 35	256.	136.	13.	29.	10.	0.	10.	455.
DV CELL 40	68.	36.	3.	8.	3.	0.	3.	121.
DV CELL 45	16.	7.	1.	2.	1.	0.	1.	27.
DV CELL 50	3.	1.	0.	0.	0.	0.	0.	5.
DV CELL 55	2.	1.	0.	0.	0.	0.	0.	4.
DV CELL 60	1.	0.	0.	0.	0.	0.	0.	1.
DV CELL 65	0.	0.	0.	0.	0.	0.	0.	0.
DV CELL 70	0.	0.	0.	0.	0.	0.	0.	0.
DV CELL 75	0.	0.	0.	0.	0.	0.	0.	0.
DV CELL 80	0.	0.	0.	0.	0.	0.	0.	0.
DV CELL 85	0.	0.	0.	0.	0.	0.	0.	0.
DV CELL 90	0.	0.	0.	0.	0.	0.	0.	0.
DV CELL 95	0.	0.	0.	0.	0.	0.	0.	0.
DV CELL 100	0.	0.	0.	0.	0.	0.	0.	0.
DV CELL 105	0.	0.	0.	0.	0.	0.	0.	0.
DV CELL 110	0.	0.	0.	0.	0.	0.	0.	0.
DV CELL 115	0.	0.	0.	0.	0.	0.	0.	0.
DV CELL 120	0.	0.	0.	0.	0.	0.	0.	0.
DV CELL 125	0.	0.	0.	0.	0.	0.	0.	0.
DV CELL 130	0.	0.	0.	0.	0.	0.	0.	0.
DV CELL 135	0.	0.	0.	0.	0.	0.	0.	0.
DV CELL 140	0.	0.	0.	0.	0.	0.	0.	0.
DV CELL 145	0.	0.	0.	0.	0.	0.	0.	0.
DV CELL 150	0.	0.	0.	0.	0.	0.	0.	0.
TOTAL	98551.	71344.	1902.	1368.	292.	0.	254.	173413.
MEAN	0.	0.	13.	17.	22.	0.	22.	9.

YEAR 1990, ROLL IMPACT , VEHICLE-TO-FIXED-OBJECT

	AIS 0	AIS 1	AIS 2	AIS 3	AIS 4	AIS 5	AIS 6	TOTAL
DV CELL 5	6718.	3888.	1186.	581.	180.	57.	337.	12779.
DV CELL 10	10271.	5857.	1788.	828.	213.	87.	514.	19473.
DV CELL 15	13178.	7505.	2237.	1056.	273.	112.	659.	24949.
DV CELL 20	12185.	6956.	2073.	979.	253.	104.	610.	23124.
DV CELL 25	9911.	5678.	1691.	799.	207.	85.	498.	18864.
DV CELL 30	7353.	4210.	1255.	592.	153.	63.	369.	13996.
DV CELL 35	5435.	3112.	927.	438.	113.	46.	273.	10345.
DV CELL 40	4092.	2343.	698.	330.	85.	35.	206.	7789.
DV CELL 45	2941.	1688.	502.	237.	61.	25.	148.	5598.
DV CELL 50	2238.	1281.	382.	180.	47.	19.	112.	4260.
DV CELL 55	1590.	915.	273.	129.	33.	14.	80.	3043.
DV CELL 60	1027.	586.	175.	82.	21.	9.	51.	1947.
DV CELL 65	703.	403.	120.	57.	15.	6.	35.	1339.
DV CELL 70	460.	268.	79.	37.	10.	4.	23.	876.
DV CELL 75	289.	165.	49.	23.	6.	2.	14.	548.
DV CELL 80	166.	95.	28.	13.	3.	1.	8.	316.
DV CELL 85	96.	55.	16.	8.	2.	1.	5.	183.
DV CELL 90	0.	0.	0.	0.	0.	0.	0.	0.
DV CELL 95	0.	0.	0.	0.	0.	0.	0.	0.
DV CELL 100	0.	0.	0.	0.	0.	0.	0.	0.
DV CELL 105	0.	0.	0.	0.	0.	0.	0.	0.
DV CELL 110	0.	0.	0.	0.	0.	0.	0.	0.
DV CELL 115	0.	0.	0.	0.	0.	0.	0.	0.
DV CELL 120	0.	0.	0.	0.	0.	0.	0.	0.
DV CELL 125	0.	0.	0.	0.	0.	0.	0.	0.
DV CELL 130	0.	0.	0.	0.	0.	0.	0.	0.
DV CELL 135	0.	0.	0.	0.	0.	0.	0.	0.
DV CELL 140	0.	0.	0.	0.	0.	0.	0.	0.
DV CELL 145	0.	0.	0.	0.	0.	0.	0.	0.
DV CELL 150	0.	0.	0.	0.	0.	0.	0.	0.
TOTAL	78510.	44948.	13395.	6325.	1637.	670.	3944.	149429.
MEAN	22.	22.	22.	22.	22.	22.	22.	22.

APPENDIX H

COMPARISON OF ALTERNATIVE INPUT DATA TO THE KRAESP MODEL

SECTION 5.6 OF TEXT

Introduction

The purpose of this evaluation was to compare the vehicle population data used in the Kinetic Research Accident Environment Simulation and Projection (KRAESP) model with similar data projected by the Wharton Motor Vehicle Demand (WMVD) model (Appendix A). A number of parameters were considered in the assessment and the differences between the two models were identified. It remains for future efforts to assess whether changes in the KRAESP model are warranted.

Procedure

Using the data generated in the Wharton model a guideline for comparison with the RSV model was established. The areas for comparison were:

1. Cars in Operation
   a. Totals
   b. Market Class
2. New Car Sales
   a. Totals
   b. Market Class
3. Cars Scrapped
   a. Totals
   b. Market Class
4. Vehicle Miles Traveled
   a. Totals
   b. Market Class
5. New Car Weights by Market Class
6. Age of Cars on the Road

DISPRG, a program in the KRAESP model (see July, 1978 KRI progress report) was adapted to print out tables with these values which are contained in Appendix B. Selected values were then plotted against the Wharton auto demand model values so that a comparison could be made. These graphs are shown in Figures 1 through 6.

Results

Figure 1 shows a comparison between the two prediction models, of the cars on the road, the cars sold, and the cars scrapped. The two models vary by 3 million or 3% in 1978 for the cars on the road, with an increase in variance of 10 million over a five year period. This agrees with the difference found between the cars sold and the cars scrapped, which is an average of 2 million for a given year. Otherwise, the two models are essentially the same.

Figure 2 is a comparison of the number of cars on the road divided into market class and prediction model (Table 1). Here is where the first real differences show up. The two models appear to be working with different market classes. Within two similar market classes, the Subcompact class, the number of cars are different by 6 million cars in 1978, 9 million cars in 1983, and 10 million cars in 1987. This is a 30% difference in 1978 and a 33% difference in 1987, but if you add the Mini cars of the KRAESP model to the Subcompacts, the differences are decreased to 2.5 million or 12% for 1978 and 1.2 million or 4% for 1987. In the Compact class, the difference for 1978 is 1.5 million or 8% and for 1987 it is 1 million or 0.4%, which is close to being the same amount. For the Intermediate class of the KRAESP model, there is a difference from the Mid-size class of the Wharton model or 3 million or 1.2% for 1978 and 2 million or 6.5% for 1987; this is also reasonably close. For the Full-size class of the KRAESP model compared to the Full-size class of the Wharton model, the difference is 7.5 million or 28% for 1978 and 2.5 million or 12% difference for 1987, but if the Wharton model Luxury class is added to the Wharton model Full-size class, the differences are 1.7 million and 9.3 million or 5% and 29% for 1978 and 1987 respectively. This says that there will be more large size cars on the road by Wharton's calculations than by the data used in the KRAESP model.

Figure 3 is a comparison of the cars being scrapped by market class and prediction model. Here the differences are very pronounced. If we again add the Mini-size car to the Subcompact, the difference is 393 thousand or 31% in 1978 and in 1987 the difference is 388 thousand or 15%. This is significant because it says that the Wharton model predicts from 15 to 31% more small cars destroyed depending on the year. In the Compact size there is a close relationship of 9% in 1978 to 2% in 1987. In the Intermediate class compared to the Mid-size class the difference is again very close. In 1978 it is 18% but in 1980, 2 years later, it is 5% and in 1987 it is 5%. But when the Kinetic Research Full-size model is compared to the sum of Wharton's Luxury and Full-size models, there is a difference of 647 thousand or 13.5% in 1978 and in 1987 it is 720 thousand or 23%. The Wharton model is predicting a larger number of scrappages in the larger classes making the total number of vehicles scrapped in the Wharton model larger than in the KRI model. This follows from the fact that Wharton predicts more cars sold in the larger market class for future years.

Figure 4 is a graph of the weights of the new cars sold. The major difference that can be seen on this graph is that the KRI model predicts a non-linear decline in the weights. This would be affected by the source of the predicted values. An interesting observation on the Wharton model is that the Mid-size car ends up heavier than the Full-size car and almost as heavy as the Luxury car.

Figure 5 is a graph of new car sales. Due to the method of calculation, the KRI model numbers are in a linear progression. The Wharton model probably doesn't follow the same method of calculation. The trends can again be compared. For the Subcompact of the Wharton

model as compared to the Mini class and Subcompact class of the KRI model, the difference is 167 thousand or 6% in 1978 and in 1987 the difference is 433 thousand or 13%. This is a small difference but could account for some of the differences in the total car population. In the Compact classes the differences for 1978 and 1987 is 254 and 388 or 11.5% and 17.5% respectively. This is significant in that it is a negative difference in the file; in other words the Wharton model says there are fewer Compacts sold than in the KRAESP model. In the Intermediate-size car of KRAESP compared to the Mid-size car of Wharton, the difference for 1978 is 38 thousand or 1% and for 1987 the difference is 460 thousand or 14%. For the Full-size and Luxury classes of the Wharton model, the difference is 763 thousand or 26% for 1978 and for 1987 a difference of 1328 thousand or 40%.

In Figure 6 the total number of miles is very graphically shown to be much higher for the Wharton model. The difference is 84.5 million miles or only 7% for 1978, but a difference of 390 million miles or 24% for 1987.

Conclusion

The future vehicle population data currently used in the KRAESP model disagrees with the predictions of the Wharton Auto Demand Model in some cases. The KRAESP model predicts a smaller increase in miles travelled, as exemplified by Figure 6. In Figure 4 one can see that the vehicle weights are approximately the same for most of the classes. But the Wharton model predicts that the larger size vehicles weight will be lower in 1987 than that used presently in the KRAESP model. As shown in Figure 5, the number of small cars sold increases more in the KRAESP model than in the Wharton model, and the number of larger cars sold is higher in the Wharton model.

In Figure 2 one can see a marked difference in the market class distribution of on-the-road vehicles. The Wharton model tends to predict more of the larger class vehicles as compared to the KRAESP model.

TABLE 1

MARKET CLASSES

KRAESP	WHARTON
Mini	Subcompact
Subcompact	
Compact	Compact
Intermediate	Mid-size
	Full-size
Full-size	Luxury

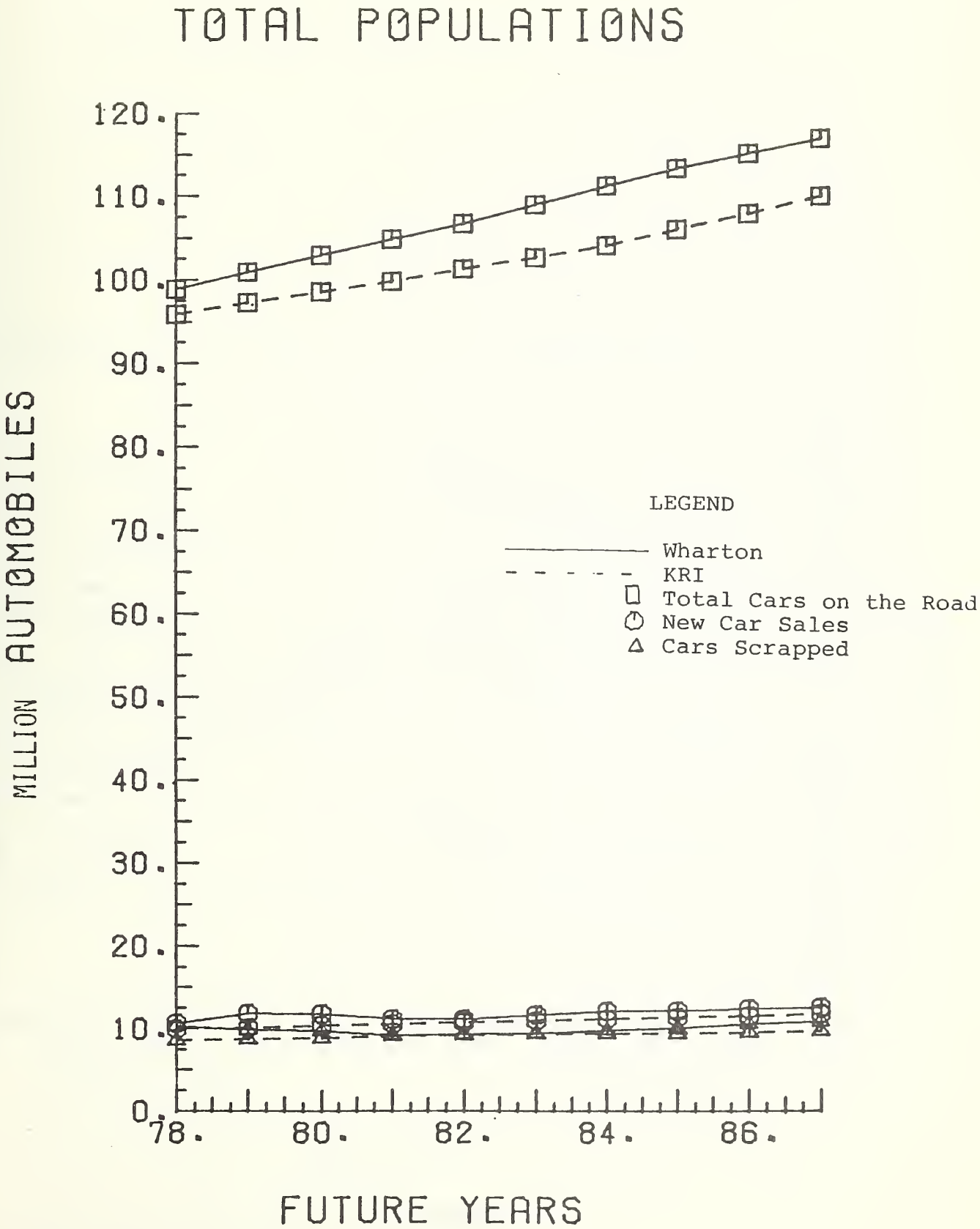
TOTAL POPULATIONS
MILLION AUTOMOBILES
120.
110.
100.
90.
80.
70.
60.
50.
40.
30.
20.
10.
0.
78.
80.
82.
84.
86.
FUTURE YEARS
LEGEND
Wharton
KRI
Total Cars on the Road
New Car Sales
Cars Scrapped

Figure 1

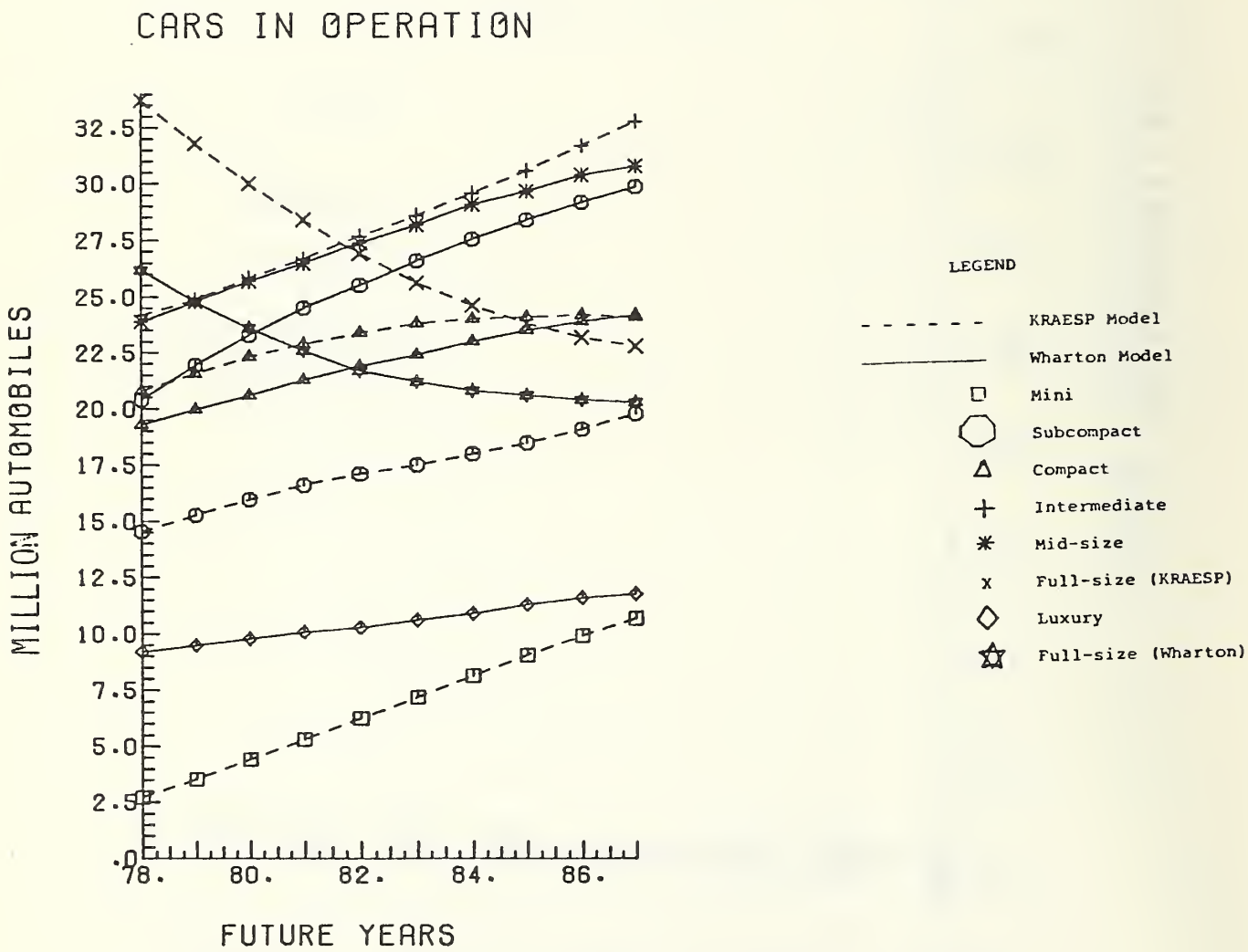
CARS IN OPERATION
MILLION AUTOMOBILES
32.5
30.0
27.5
25.0
22.5
20.0
17.5
15.0
12.5
10.0
7.5
5.0
2.5
.0
78.
80.
82.
84.
86.
FUTURE YEARS
LEGEND
KRAESP Model
Wharton Model
Mini
Subcompact
Compact
Intermediate
Mid-size
Full-size (KRAESP)
Luxury
Full-size (Wharton)

Figure 2

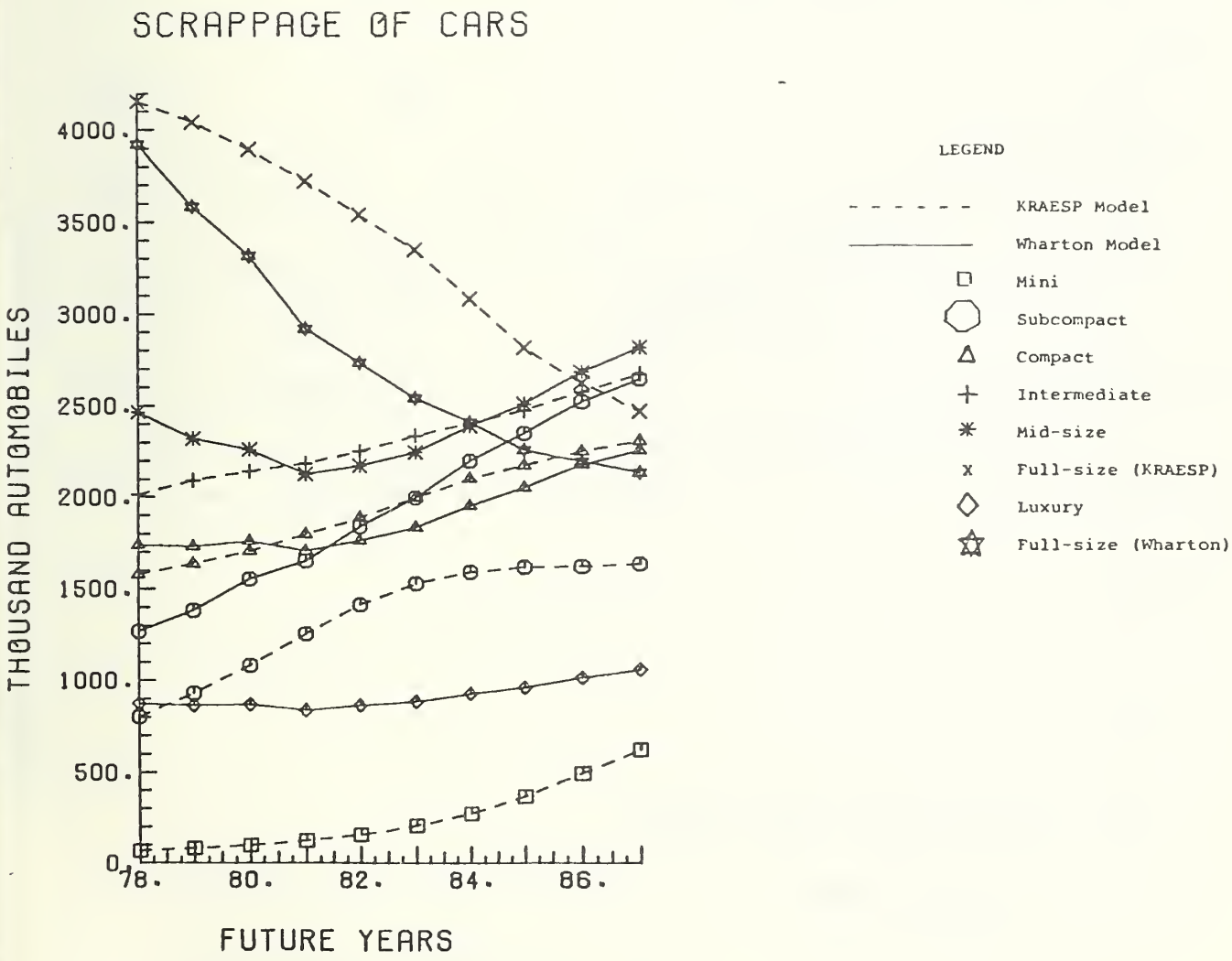
SCRAPPAGE OF CARS
THOUSAND AUTOMOBILES
4000.
3500.
3000.
2500.
2000.
1500.
1000.
500.
0.
78.
80.
82.
84.
86.
FUTURE YEARS
LEGEND
KRAESP Model
Wharton Model
Mini
Subcompact
Compact
Intermediate
Mid-size
Full-size (KRAESP)
Luxury
Full-size (Wharton)

Figure 3

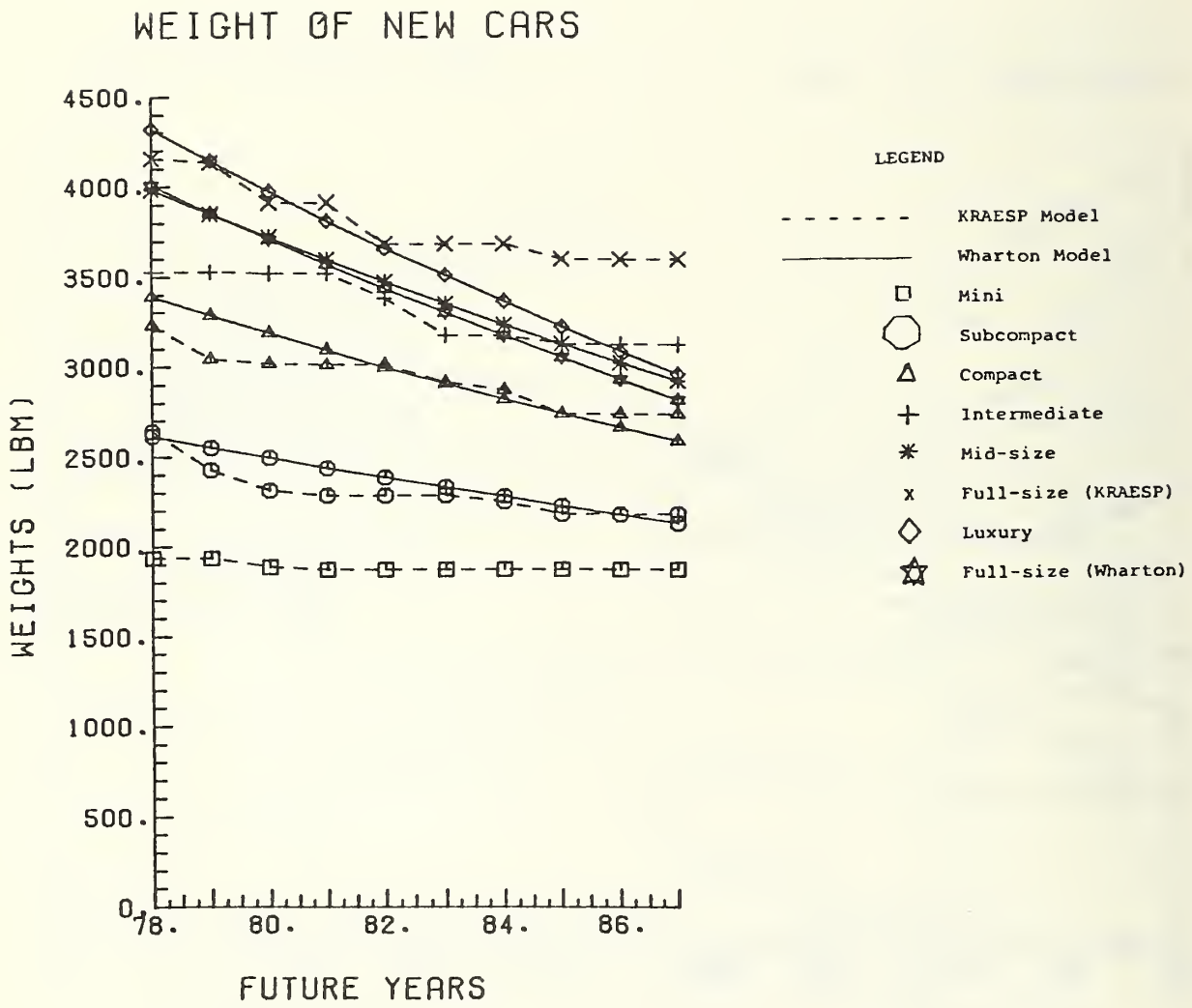
WEIGHT OF NEW CARS
4500.
4000.
3500.
3000.
2500.
2000.
1500.
1000.
500.
0.
WEIGHTS (LBM)
78.
80.
82.
84.
86.
FUTURE YEARS
LEGEND
KRAESP Model
Wharton Model
Mini
Subcompact
Compact
Intermediate
Mid-size
Full-size (KRAESP)
Luxury
Full-size (Wharton)

Figure 4

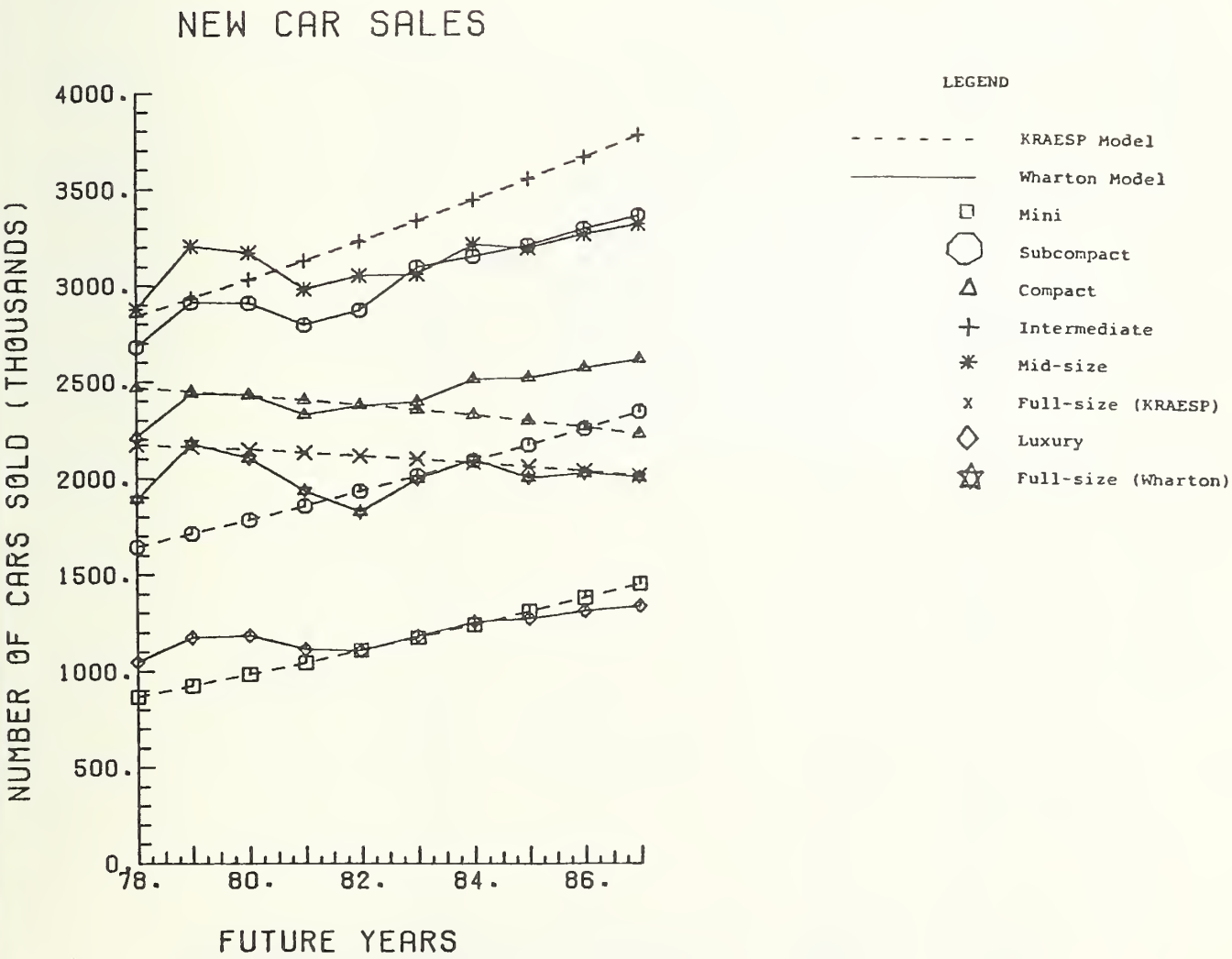
NEW CAR SALES
NUMBER OF CARS SOLD (THOUSANDS)
4000.
3500.
3000.
2500.
2000.
1500.
1000.
500.
0.
78.
80.
82.
84.
86.
FUTURE YEARS
LEGEND
KRAESP Model
Wharton Model
Mini
Subcompact
Compact
Intermediate
Mid-size
Full-size (KRAESP)
Luxury
Full-size (Wharton)

Figure 5

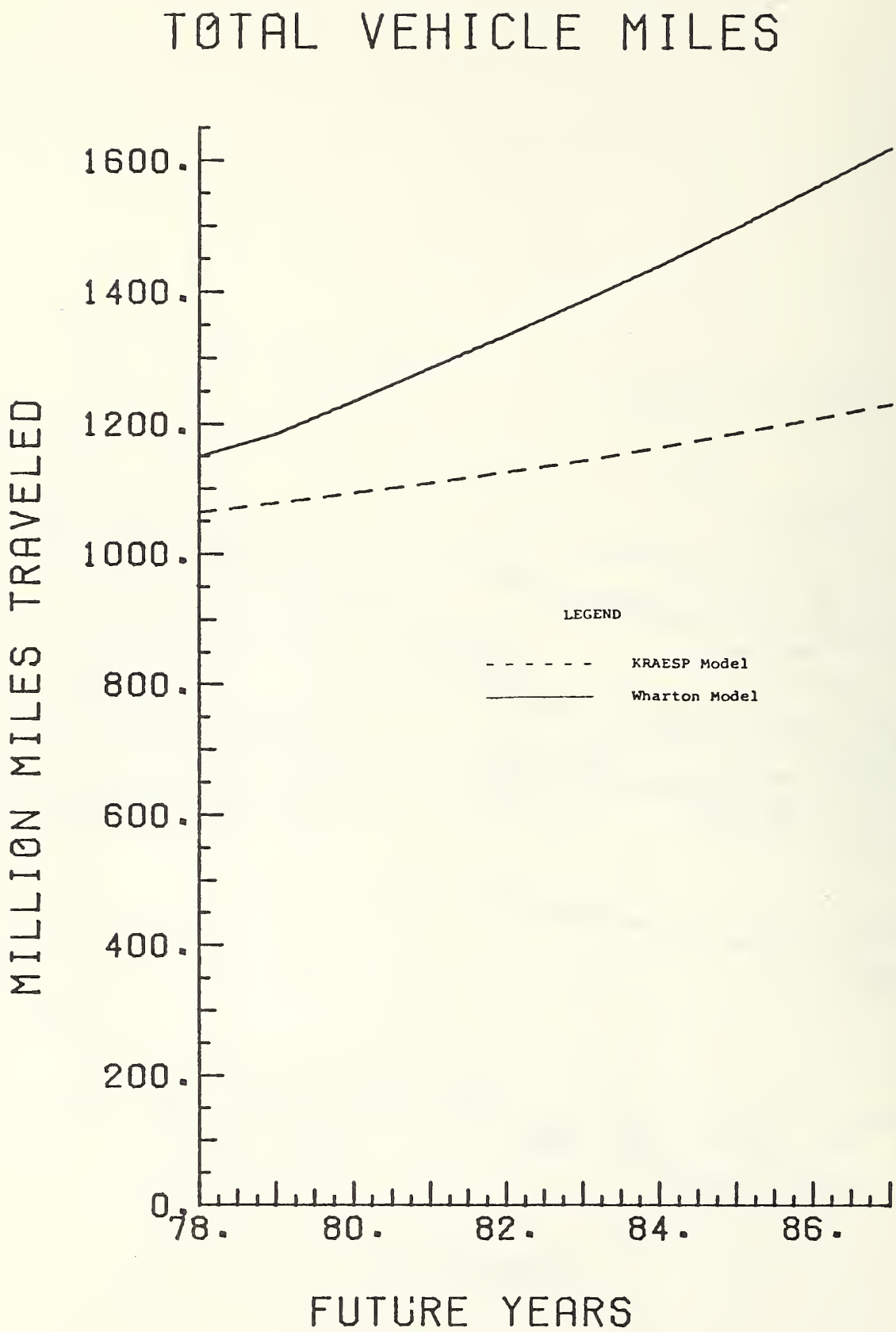
TOTAL VEHICLE MILES
MILLION MILES TRAVELED
1600.
1400.
1200.
1000.
800.
600.
400.
200.
0.
78.
80.
82.
84.
86.
FUTURE YEARS
LEGEND
KRAESP Model
Wharton Model

Figure 6

TL 242 .R

Redmond, D

Effects of
design ch

Form DOT F 1720.2 (8-
FORMERLY FORM DOT F 1700.

DOT LIBRARY
00092534