

**SAFE AND EFFECTIVE SPEED  
REDUCTIONS FOR FREEWAY  
WORK ZONES PHASE 2**

**Appendices to Final Report**

**SPR 769**



Oregon Department of Transportation



# **Safe and Effective Speed Reductions for Freeway Work Zones Phase 2**

## **APPENDICES TO FINAL REPORT**

**SPR 769**

by

John A. Gambatese and Fan Zhang  
School of Civil and Construction Engineering  
Oregon State University  
101 Kearney Hall  
Corvallis, OR 97331

for

Oregon Department of Transportation  
Research Section  
555 13<sup>th</sup> Street NE, Suite 1  
Salem OR 97301

and

Federal Highway Administration  
400 Seventh Street, SW  
Washington, DC 20590-0003

**September 2014**



## TABLE OF CONTENTS

<b>1.0</b>	<b>APPENDIX A – RESULTS FOR 2<sup>ND</sup> SENSOR TESTING.....</b>	<b>1</b>
<b>2.0</b>	<b>APPENDIX B – SPEED DATA SUMMARY FOR I-5 GLENDALE-HUGO PROJECT.....</b>	<b>1</b>
<b>3.0</b>	<b>APPENDIX C – SPEED DATA SUMMARY FOR I-5 ROCK POINT-SEVEN OAKS PROJECT.....</b>	<b>1</b>
<b>4.0</b>	<b>APPENDIX D – SPEED VS DISTANCE TO PAVER FOR EACH DAY FOR I-5 HUGO PROJECTS .....</b>	<b>1</b>
<b>5.0</b>	<b>APPENDIX E - SPEED VS DISTANCE TO PAVER FOR EACH DAY FOR I-5 ROCK POINT PROJECTS.....</b>	<b>1</b>



## **APPENDIX A**

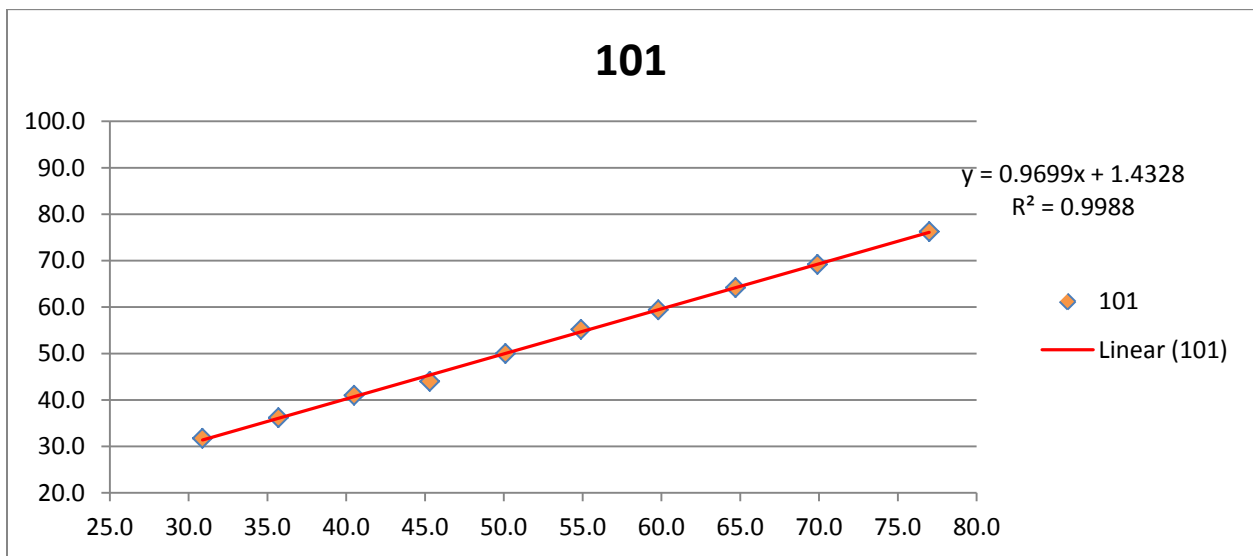
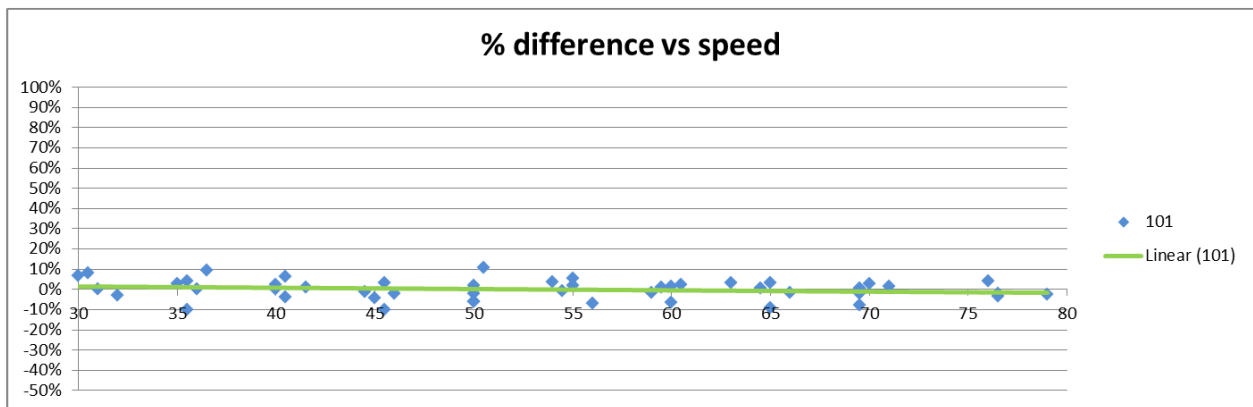
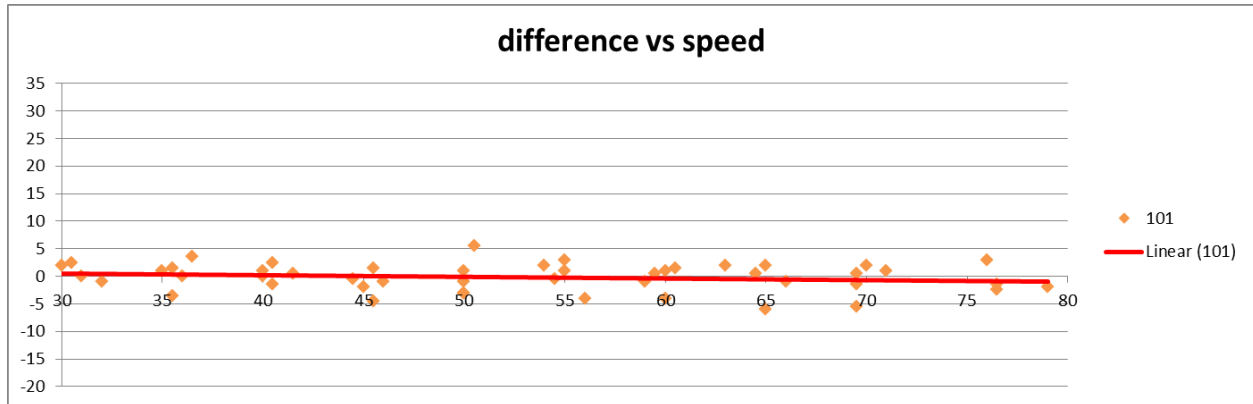
### **RESULTS FOR 2<sup>ND</sup> SENSOR TESTING**



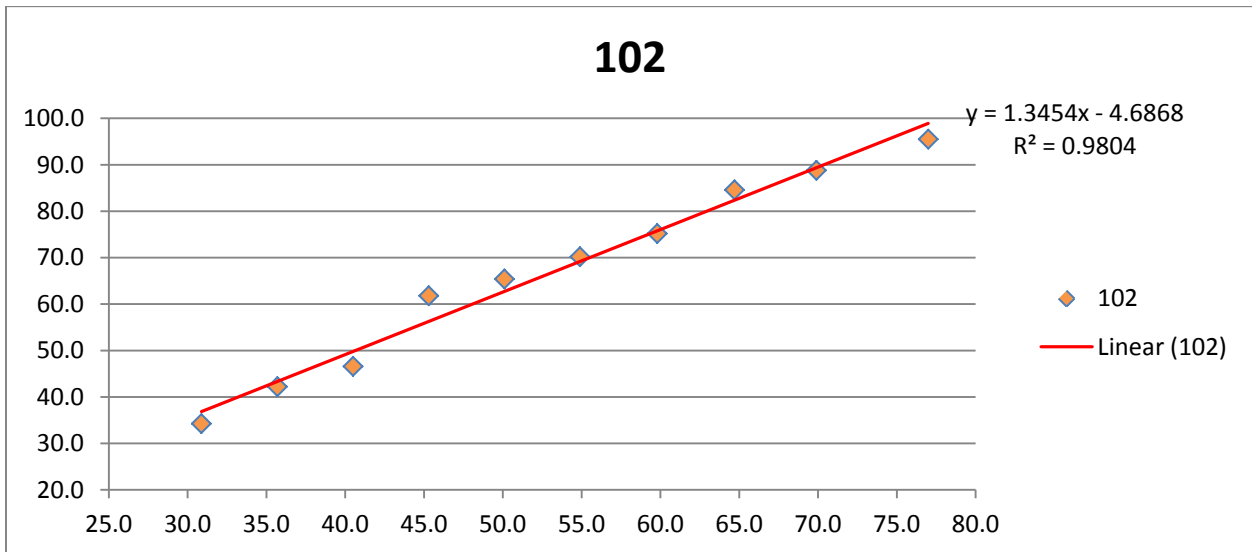
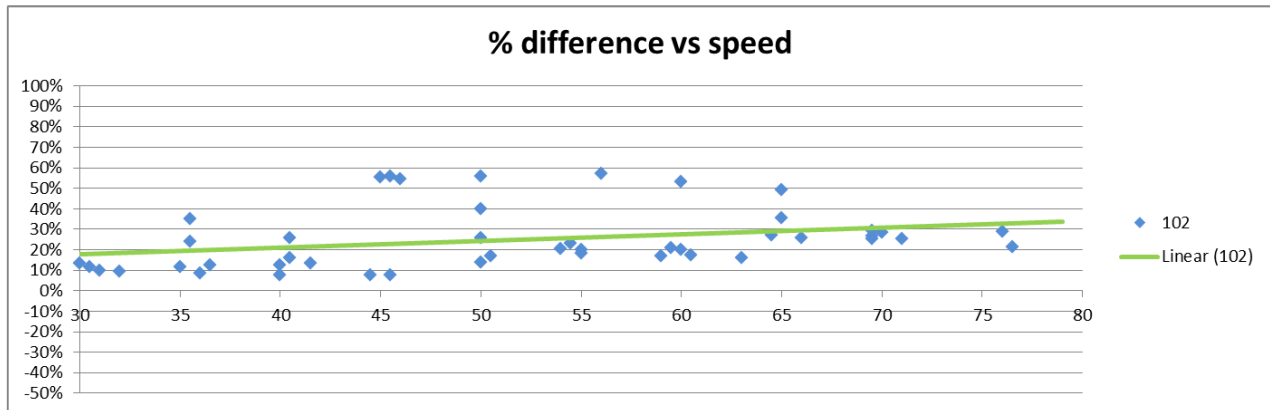
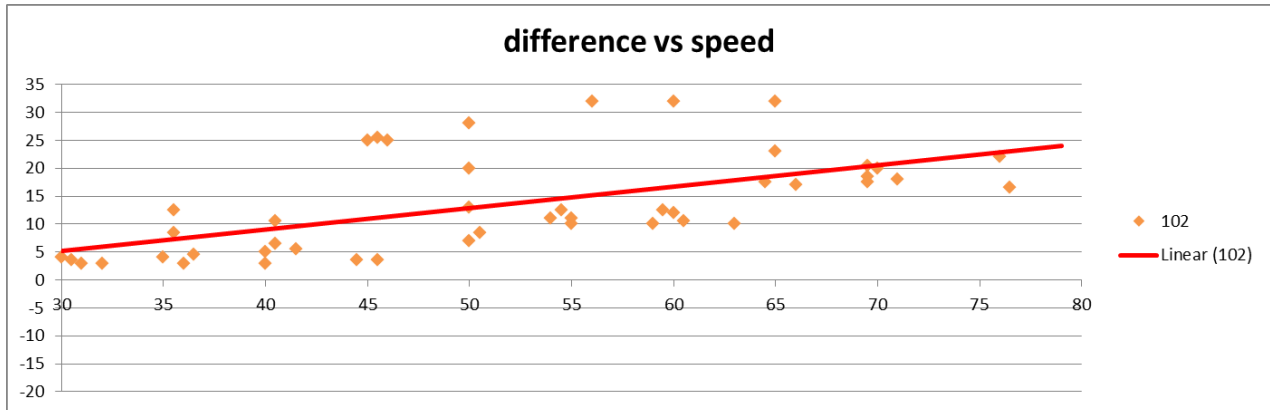


# 1.0 APPENDIX A – RESULTS FOR 2<sup>ND</sup> SENSOR TESTING

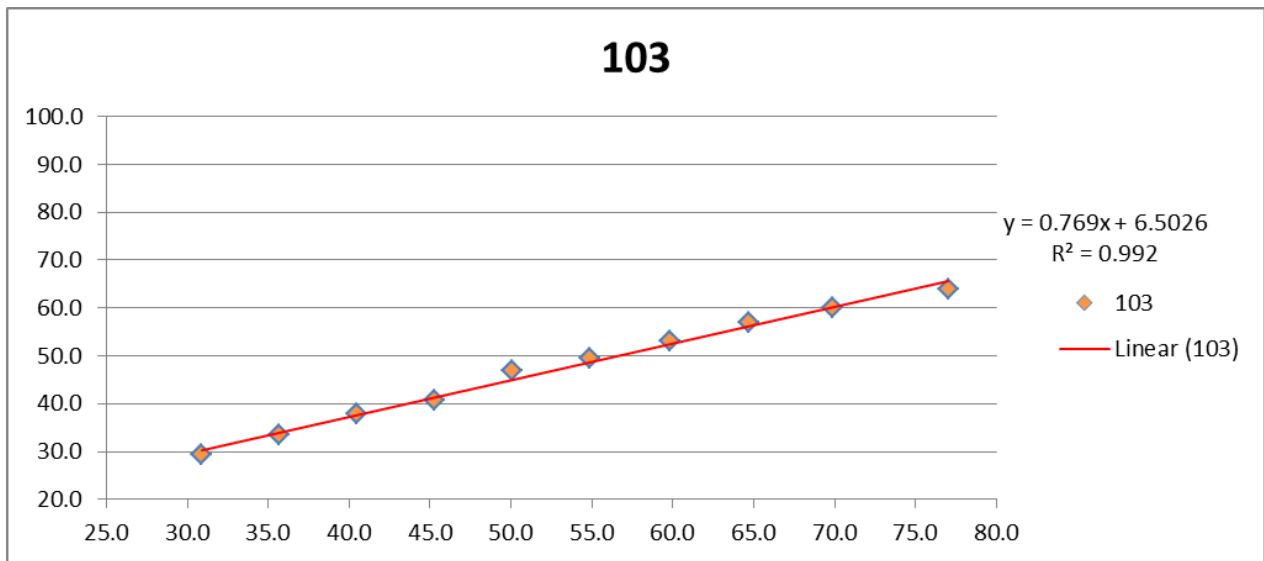
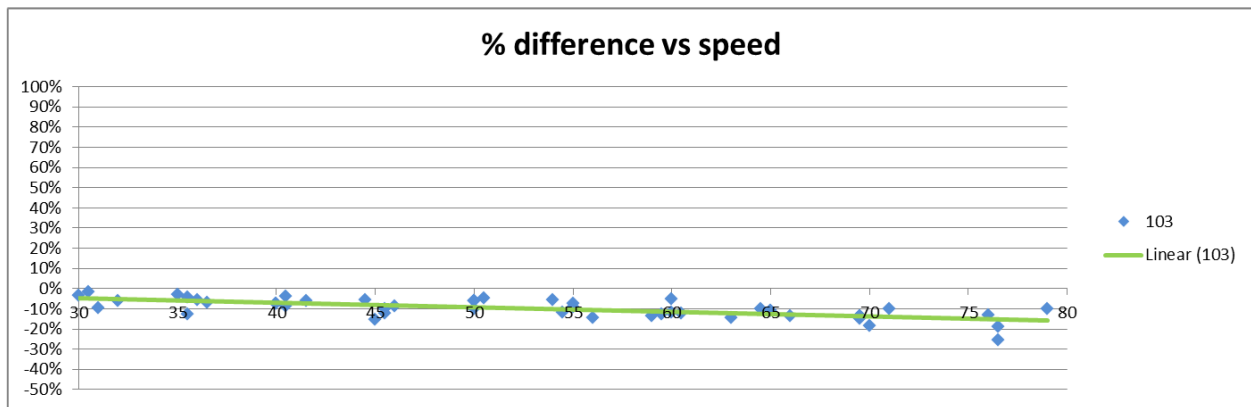
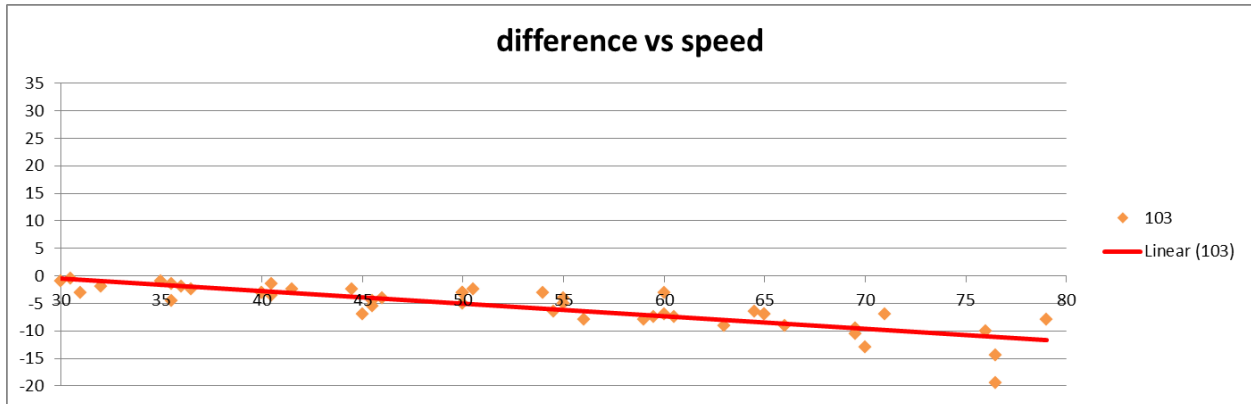
## For Sensor 101



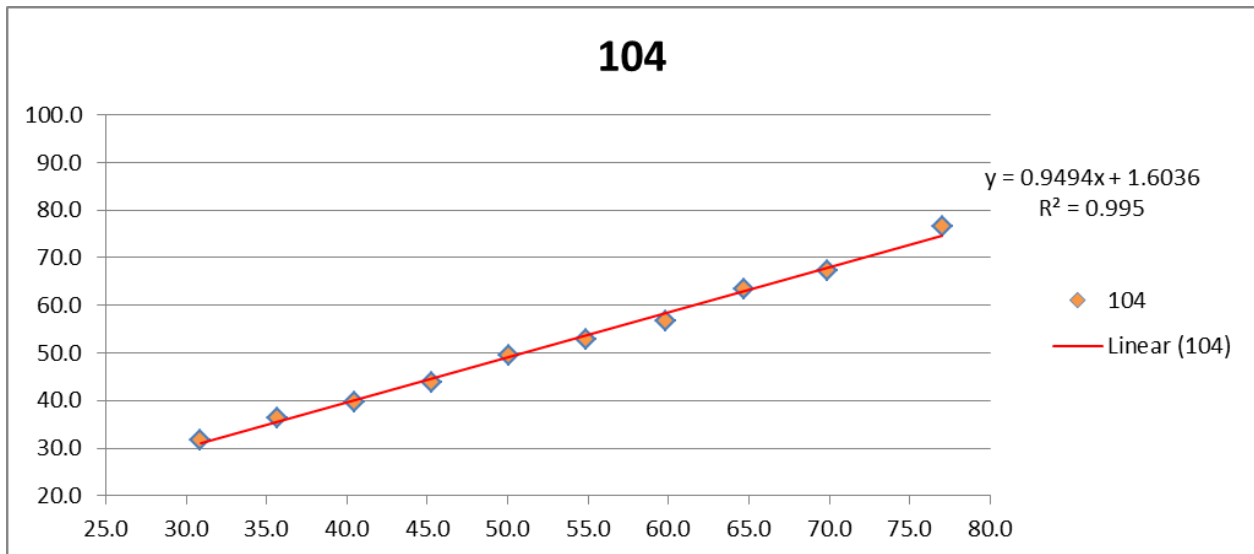
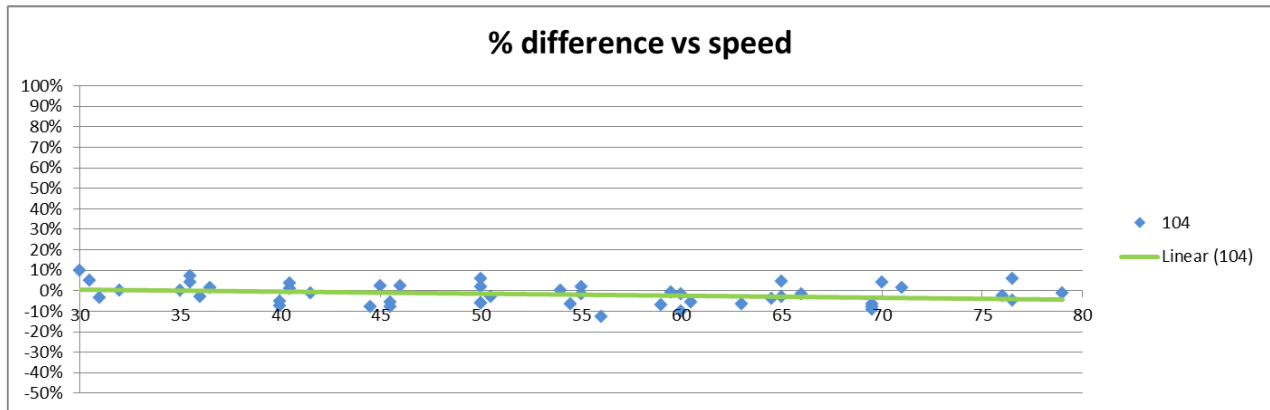
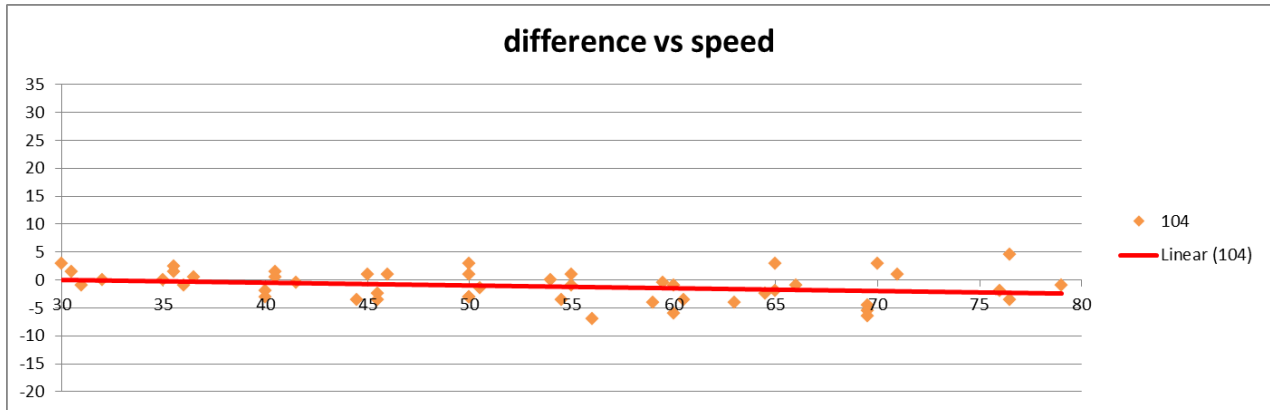
**For Sensor 102**



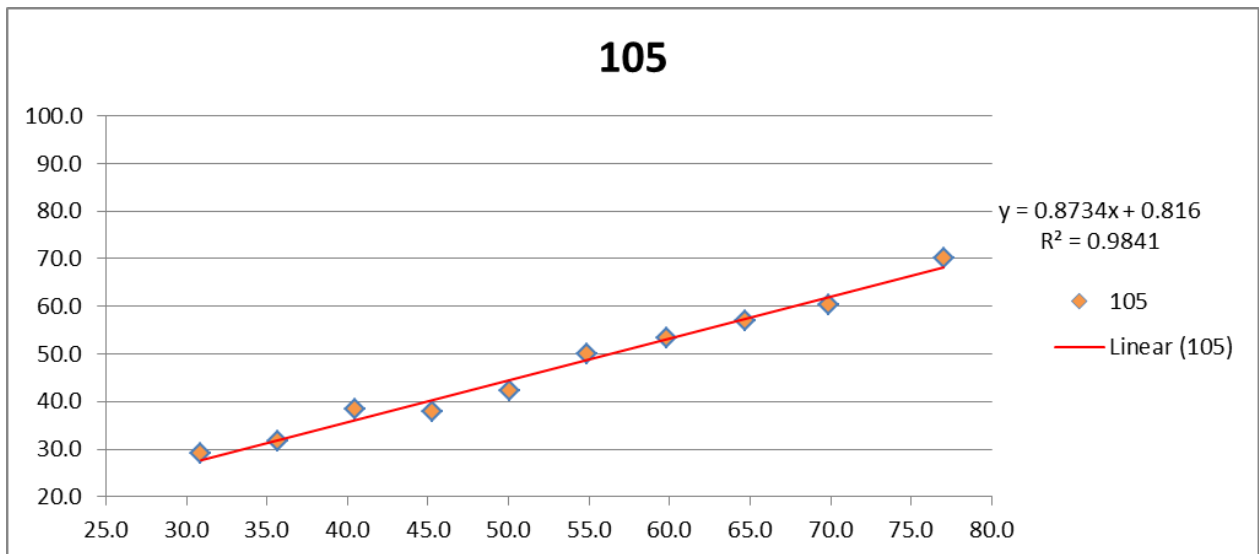
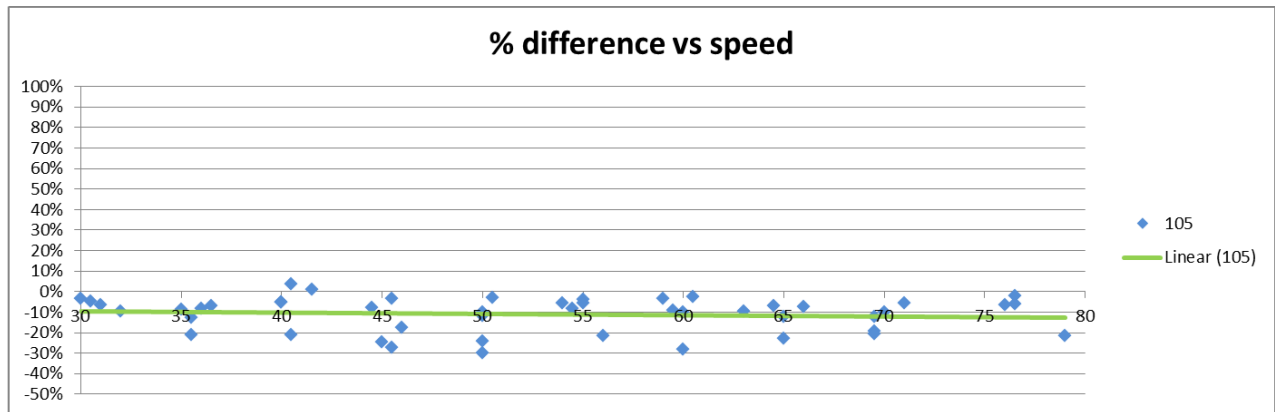
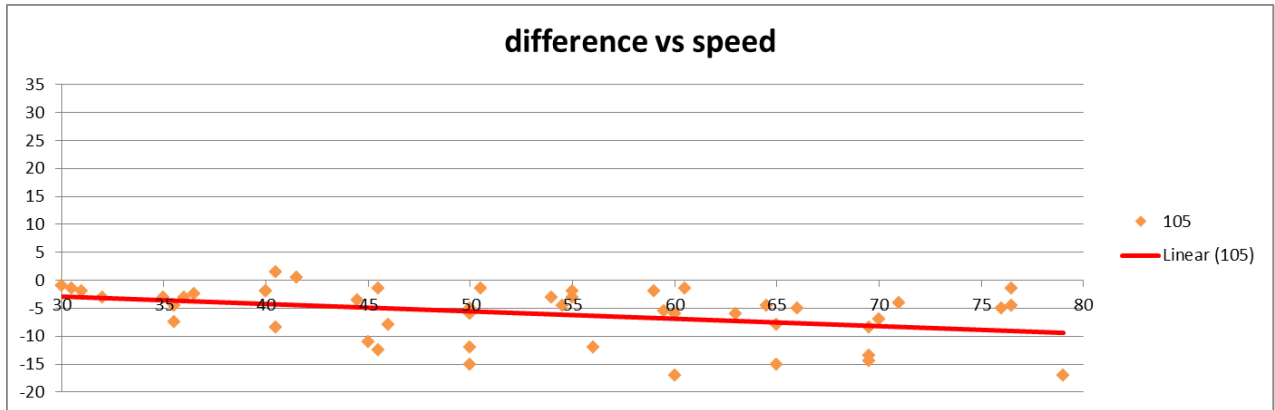
**For Sensor 103**



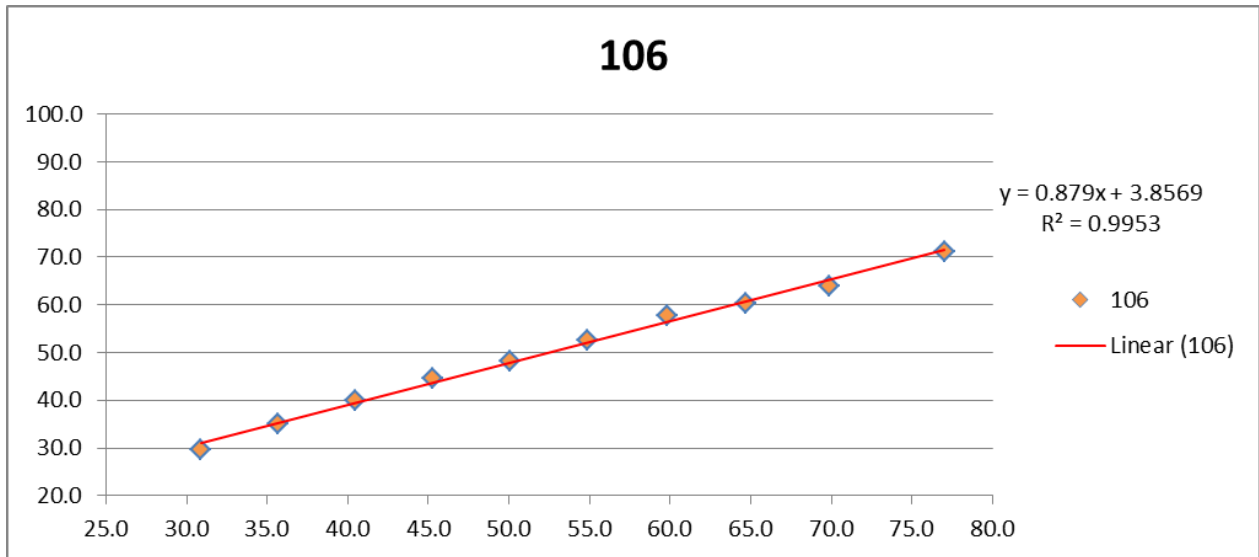
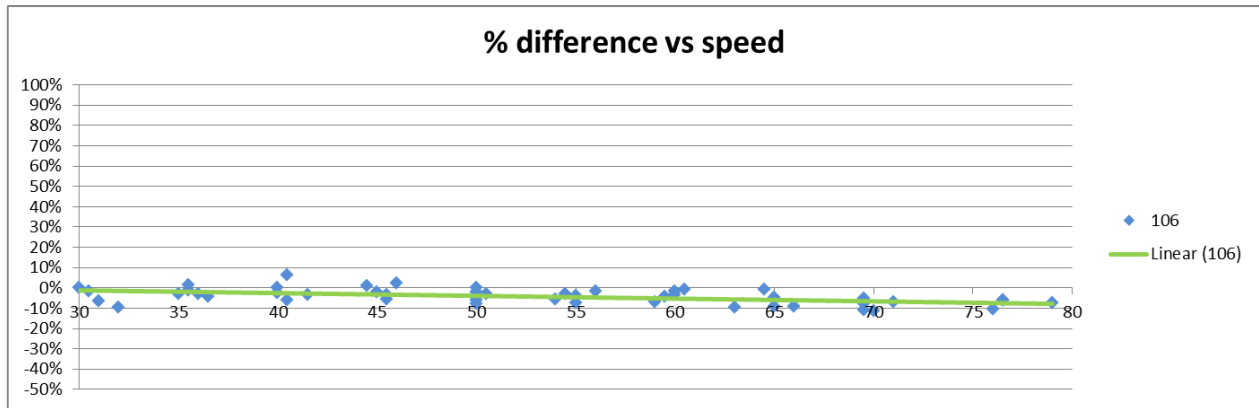
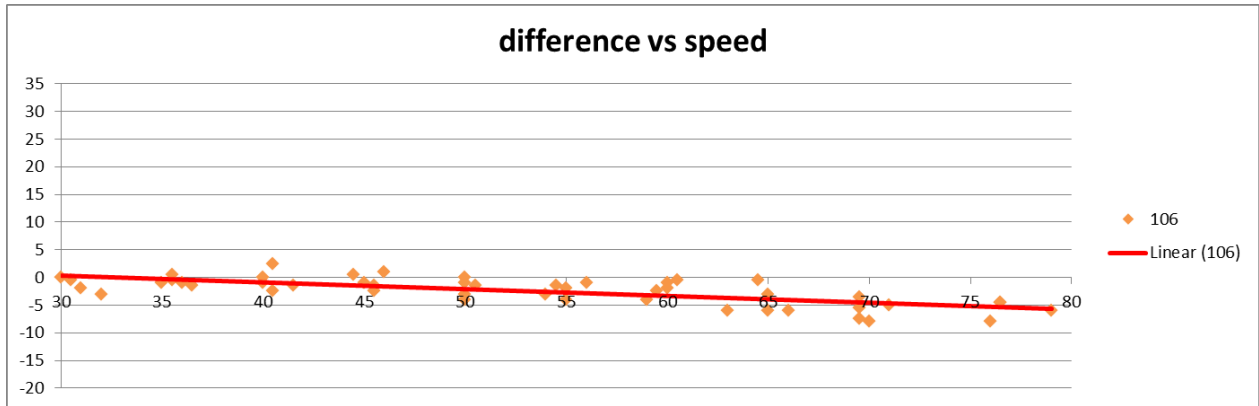
**For Sensor 104**



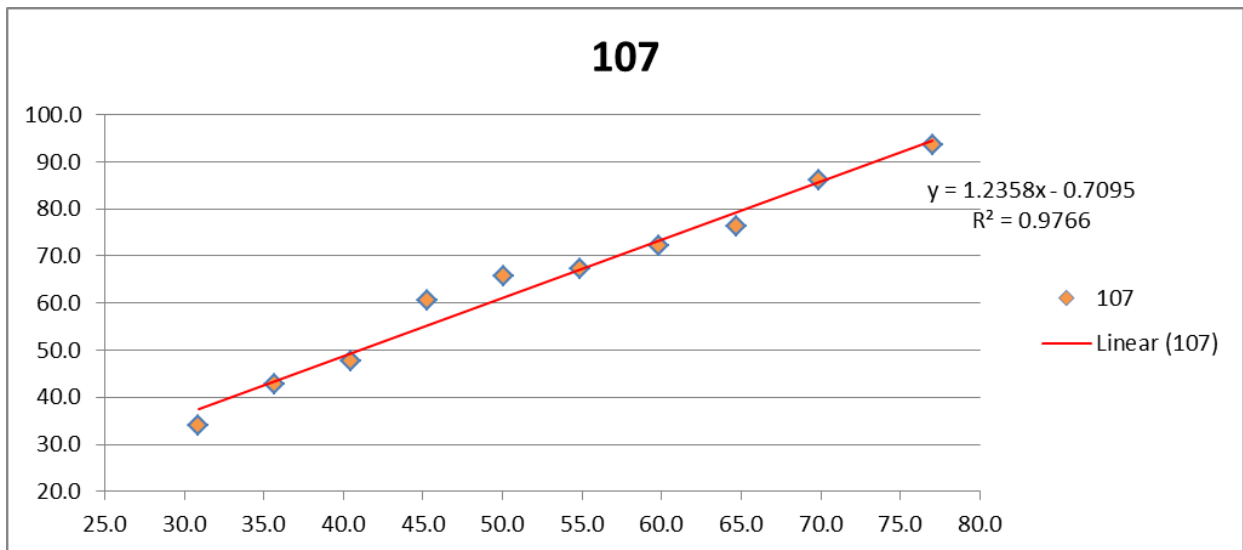
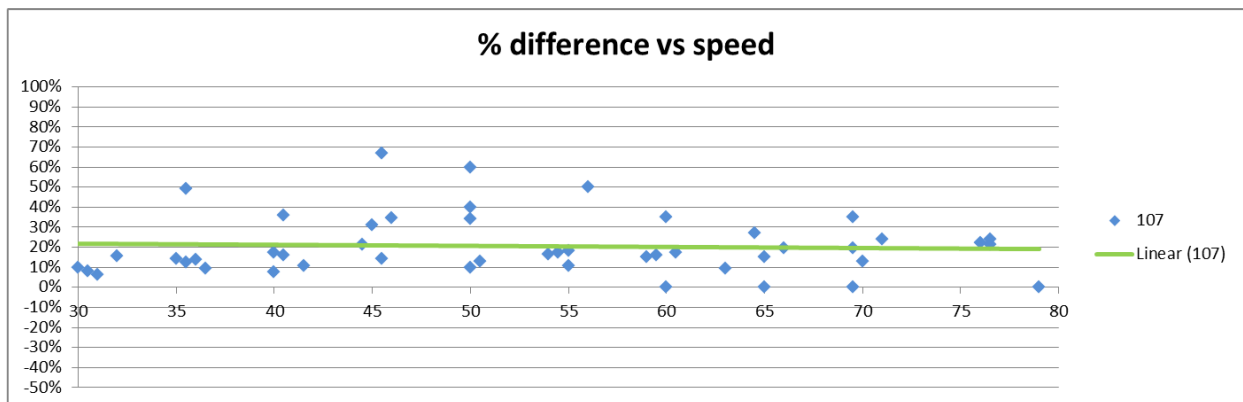
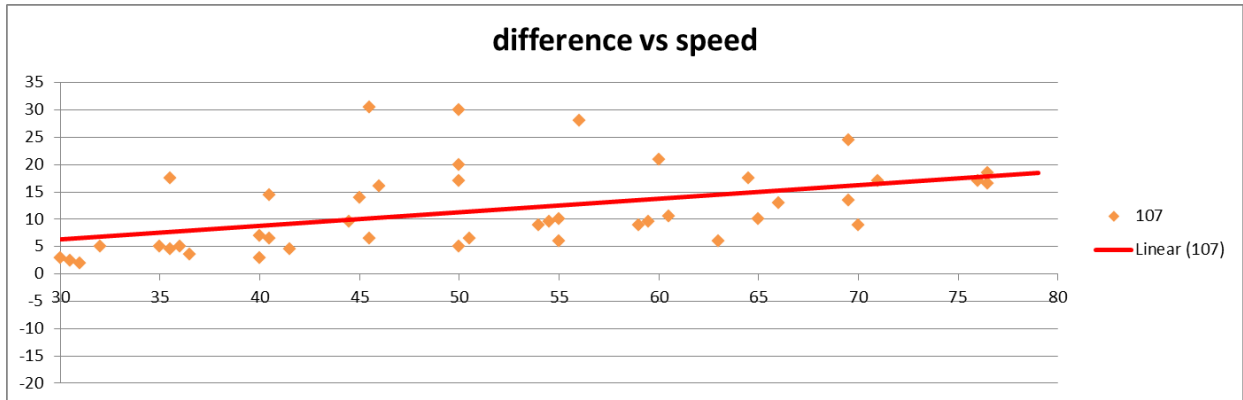
**For Sensor 105**



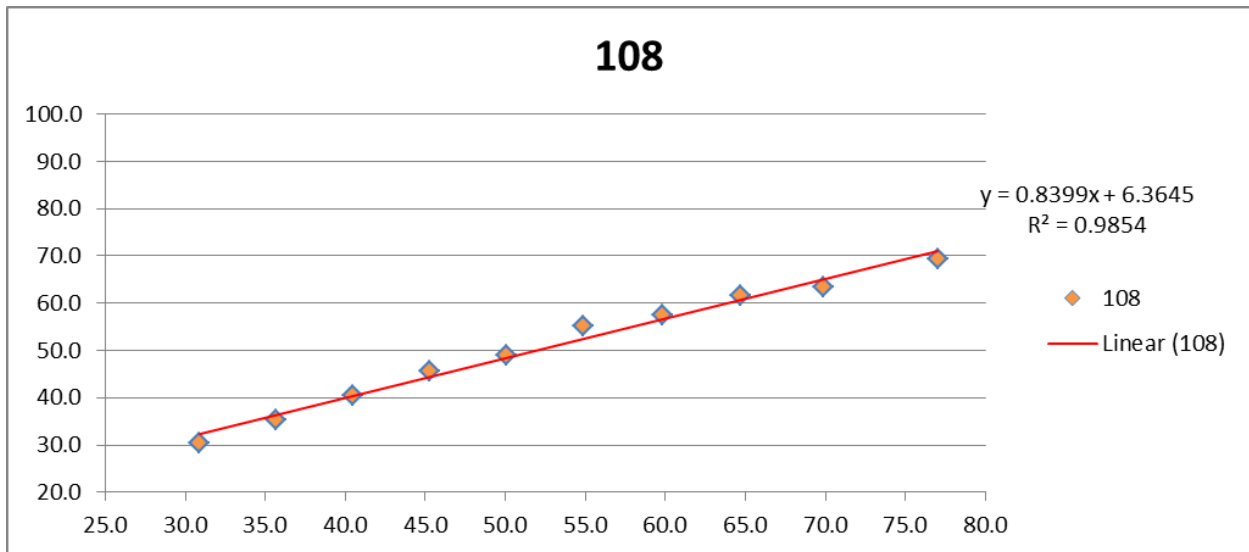
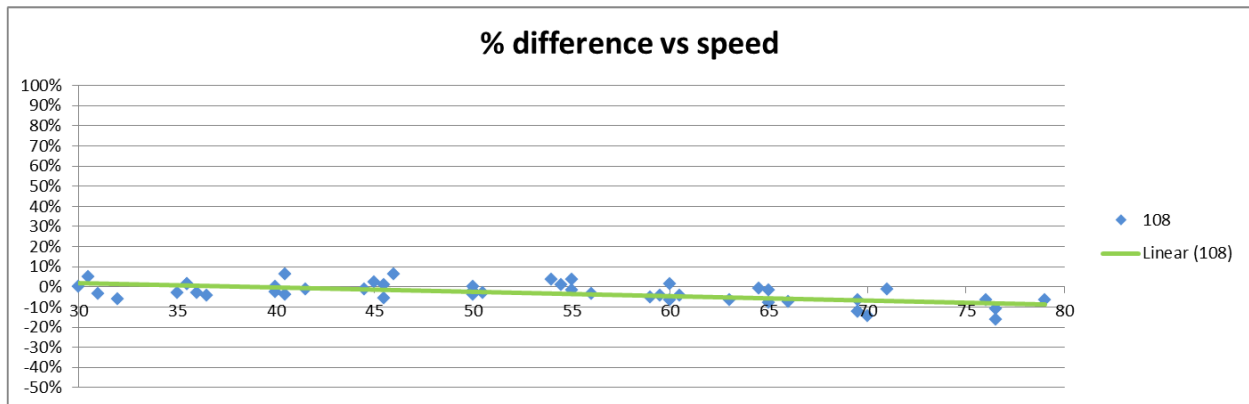
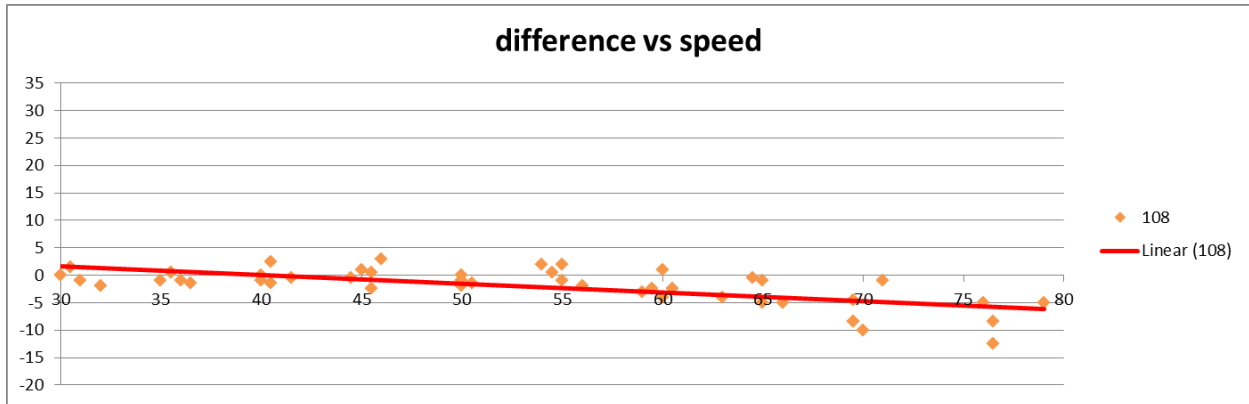
**For Sensor 106**



**For Sensor 107**

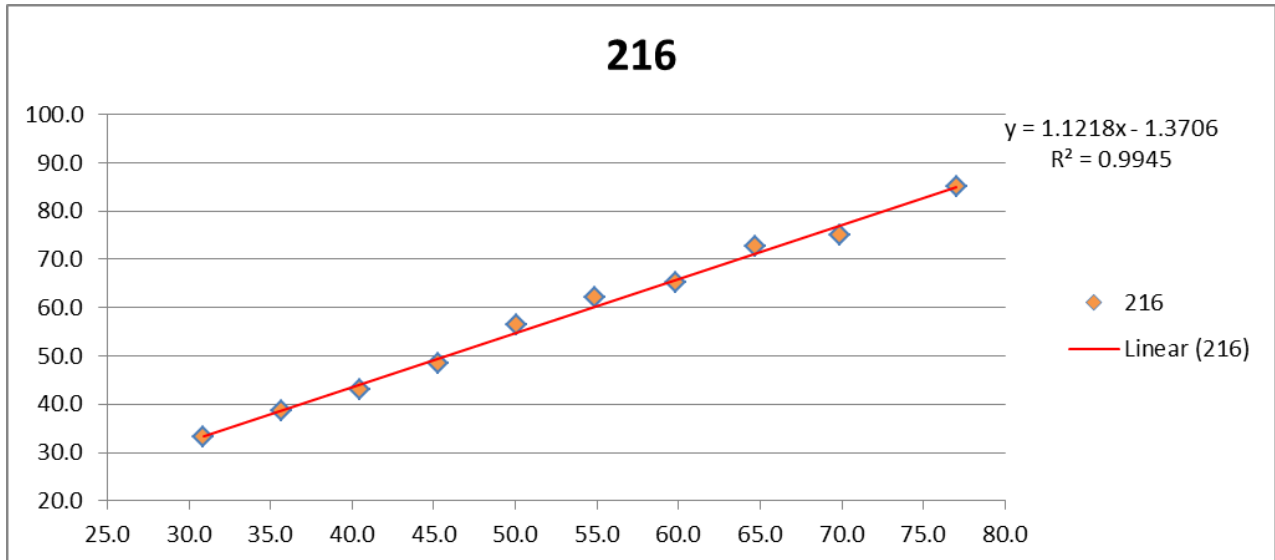
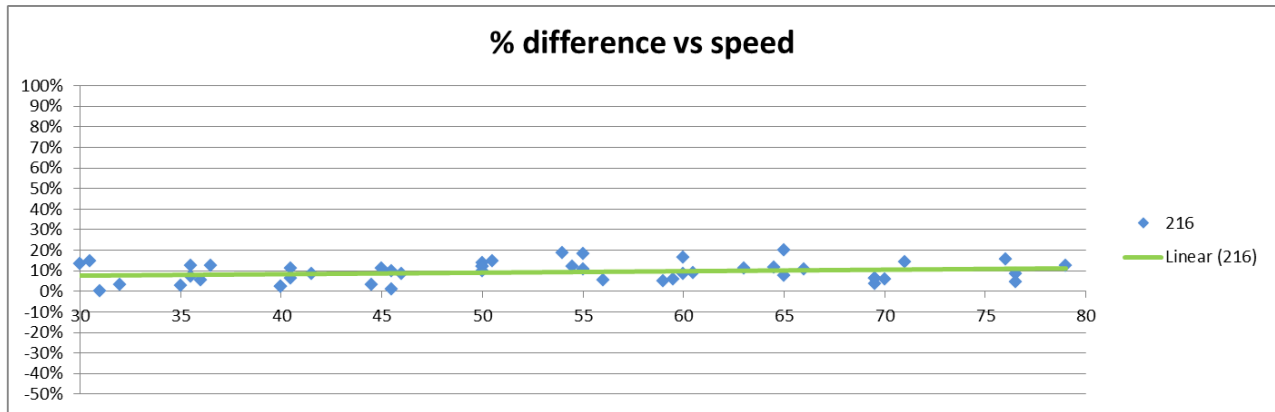
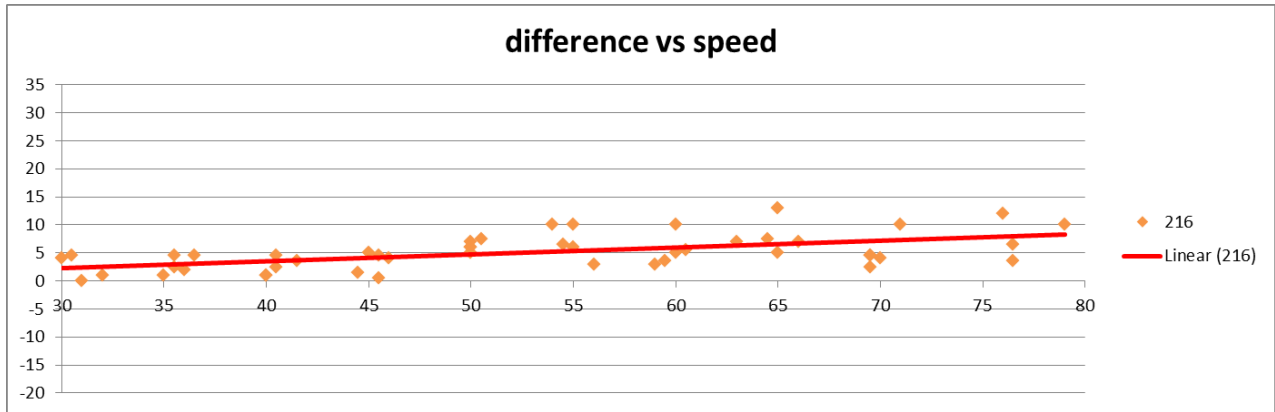


**For Sensor 108**

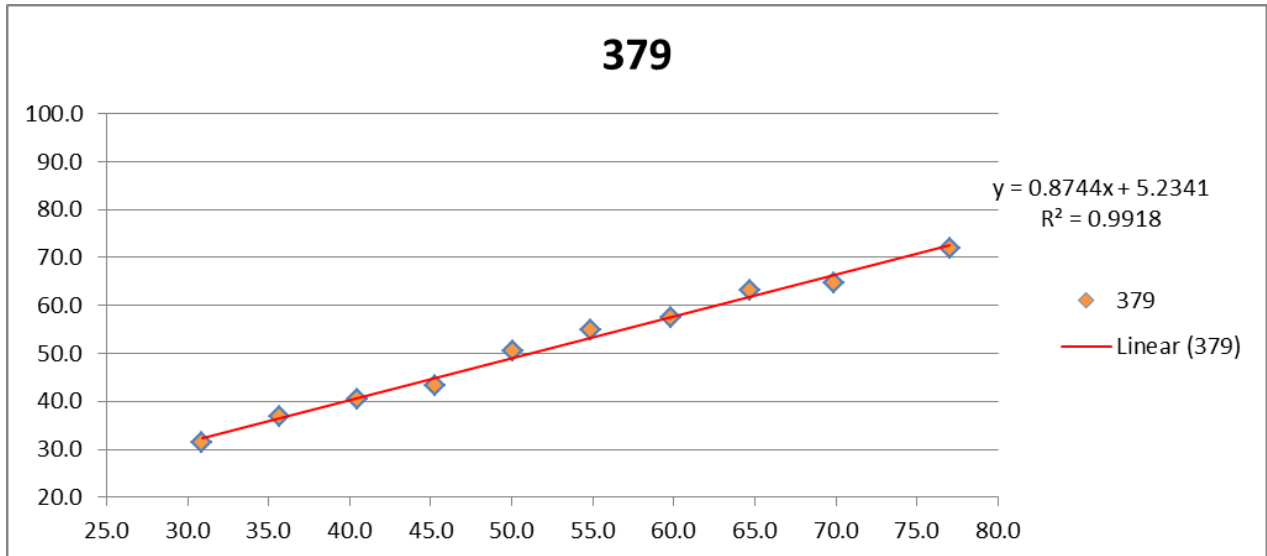
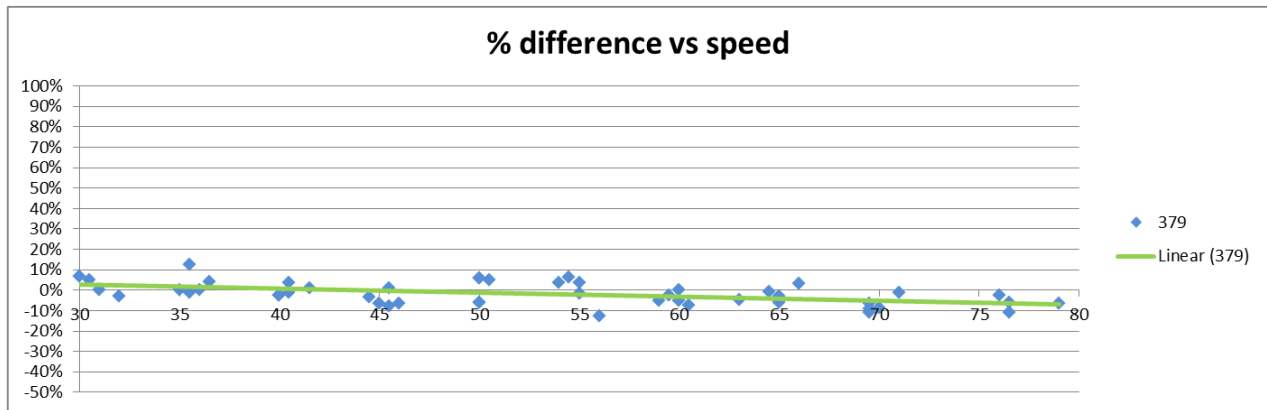
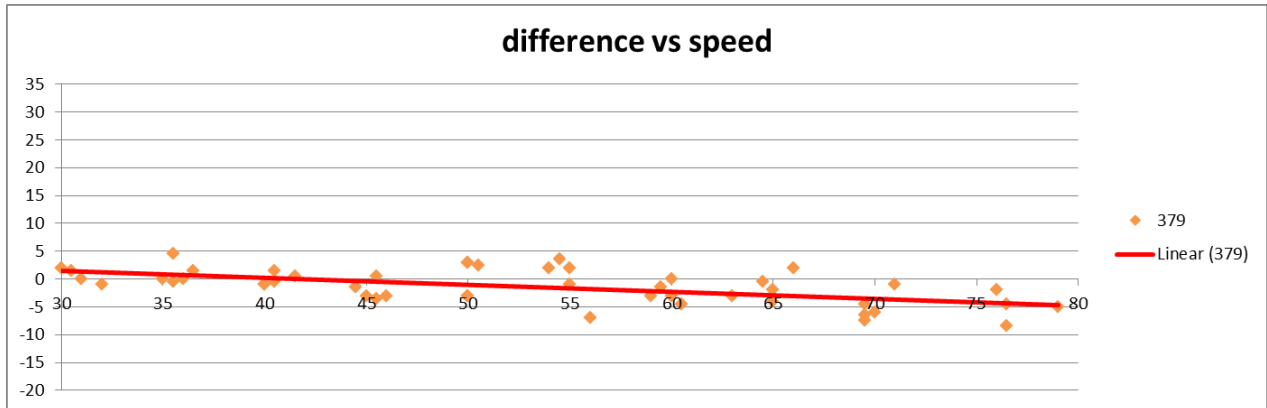




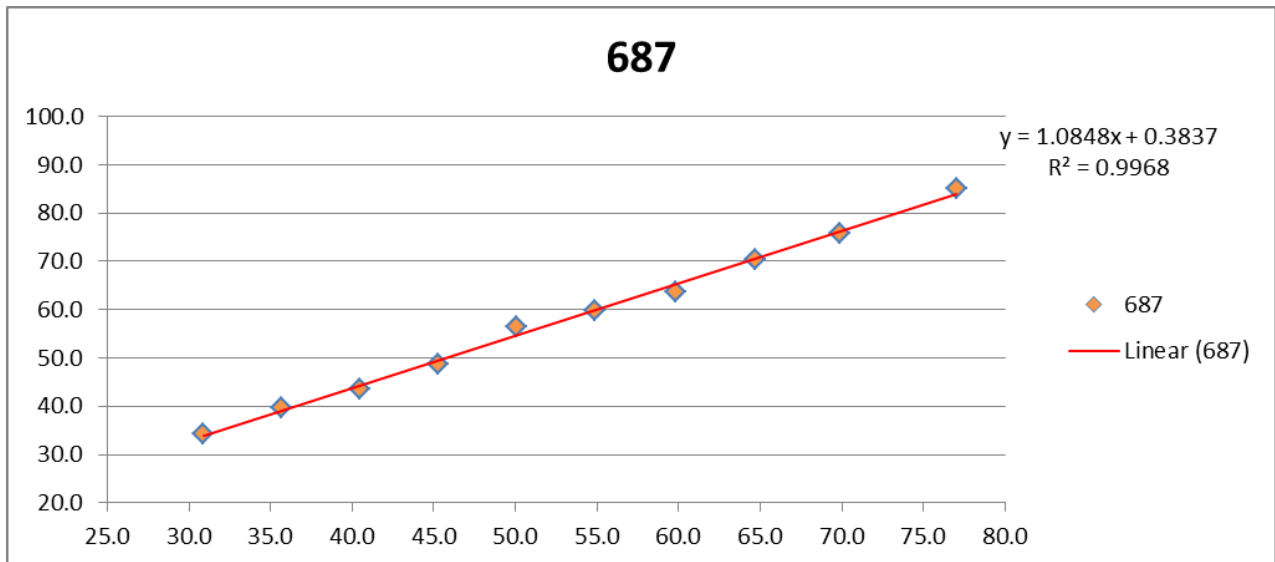
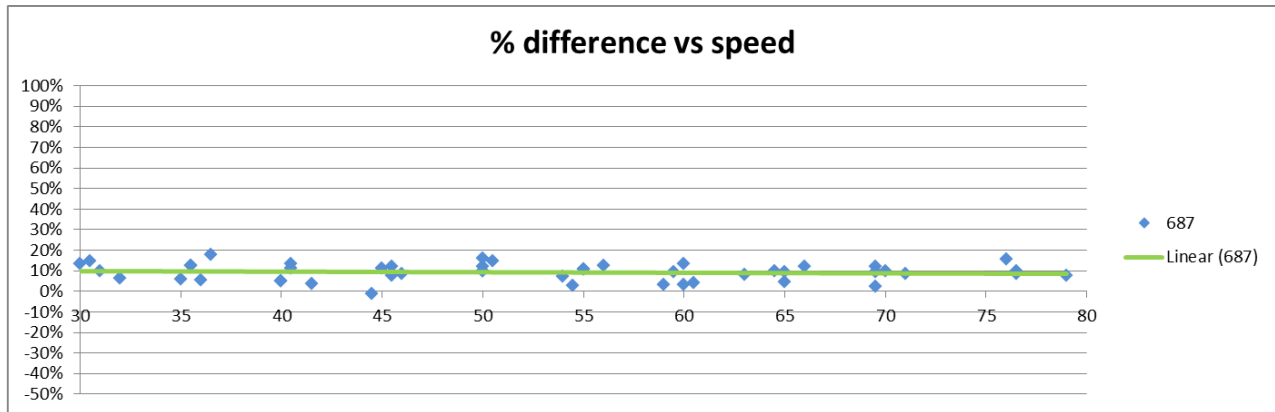
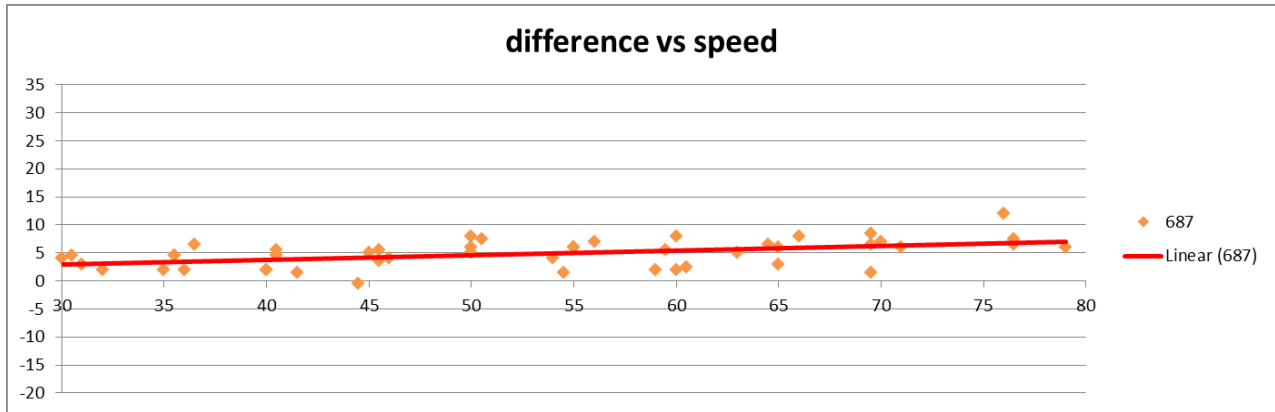
**For Sensor 216**



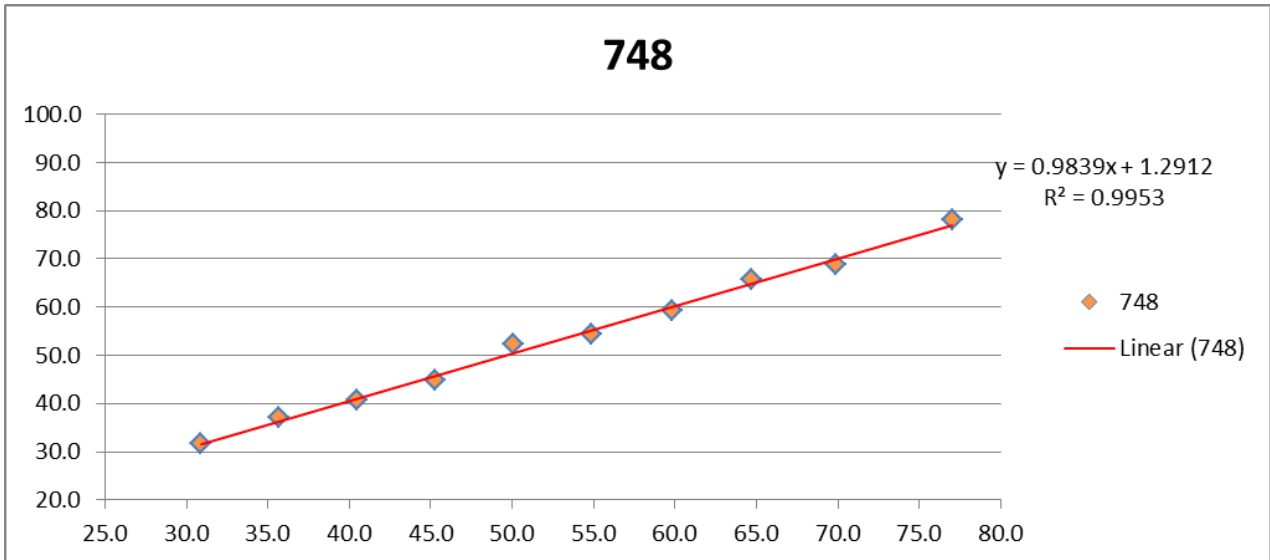
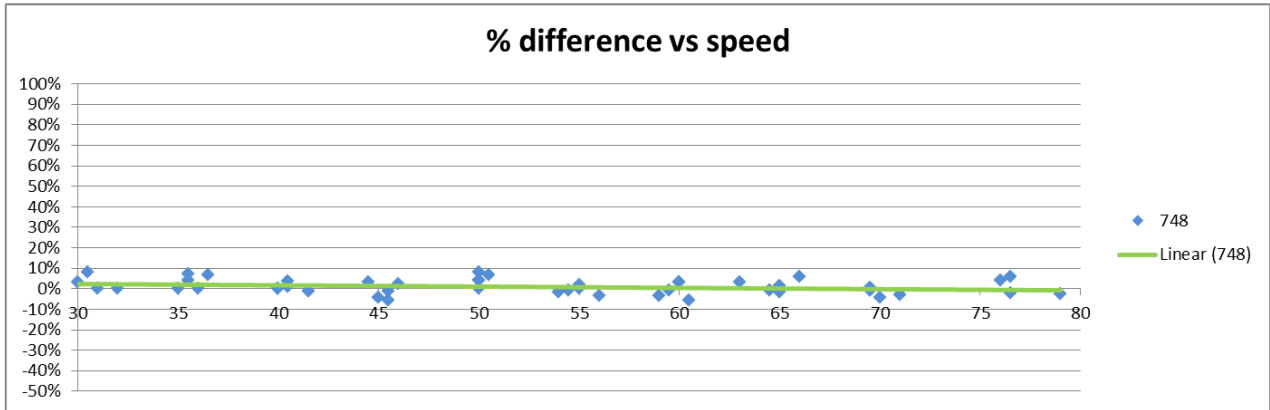
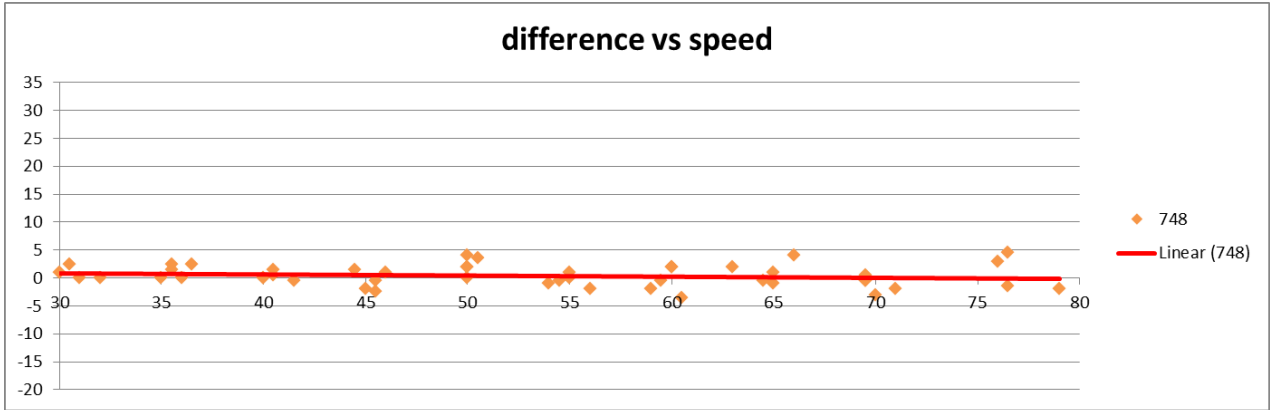
**For Sensor 379**



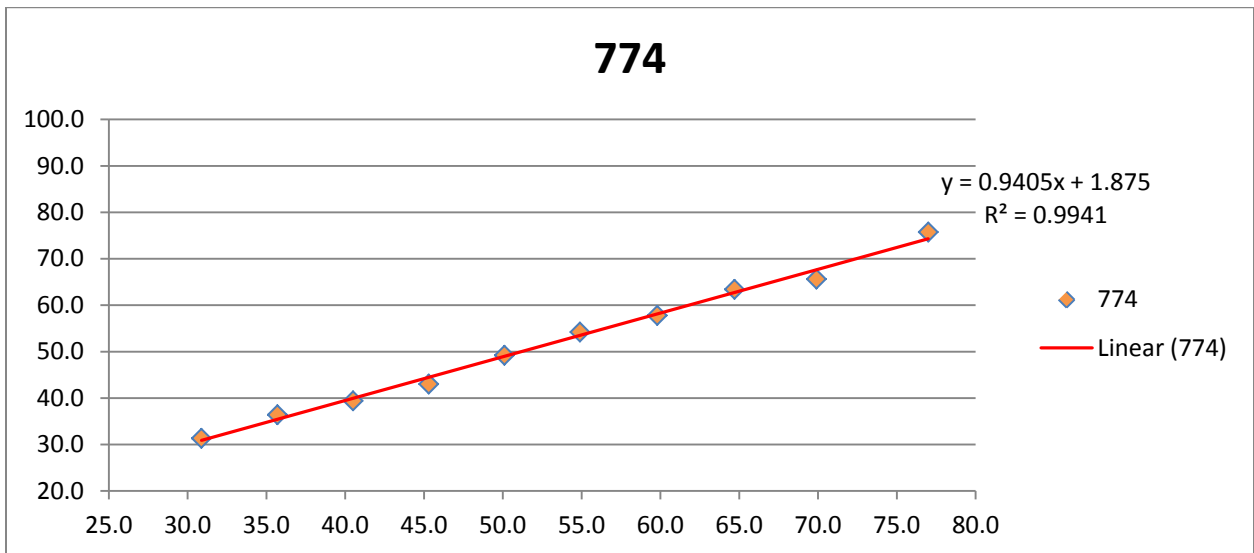
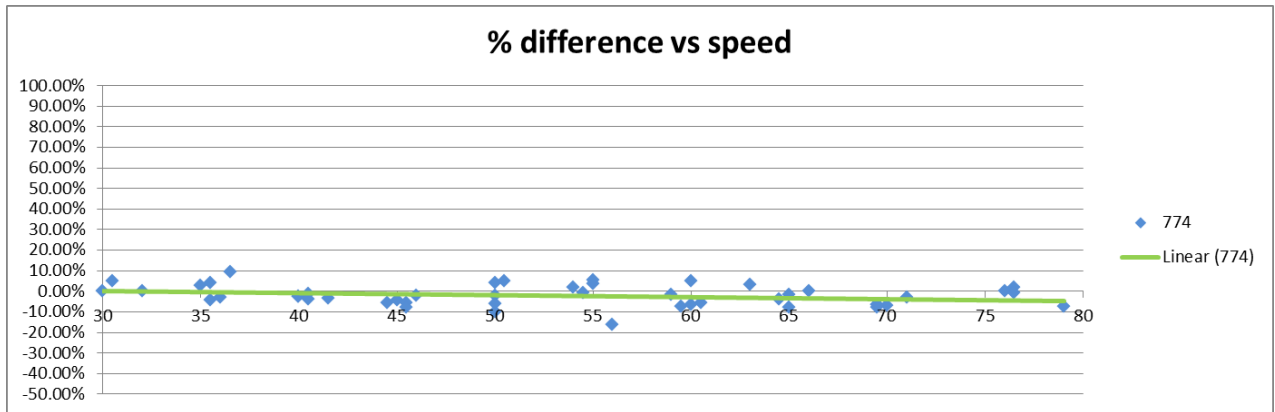
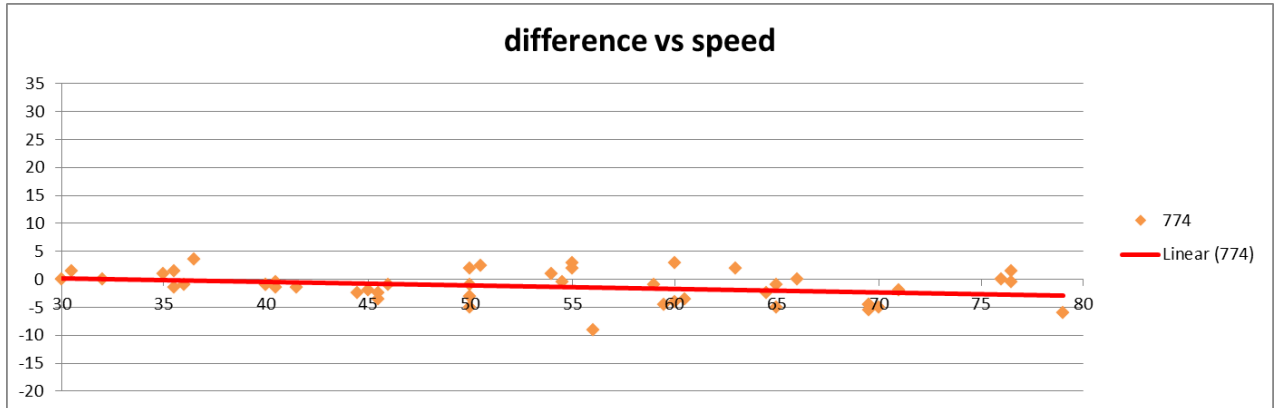
**For Sensor 687**



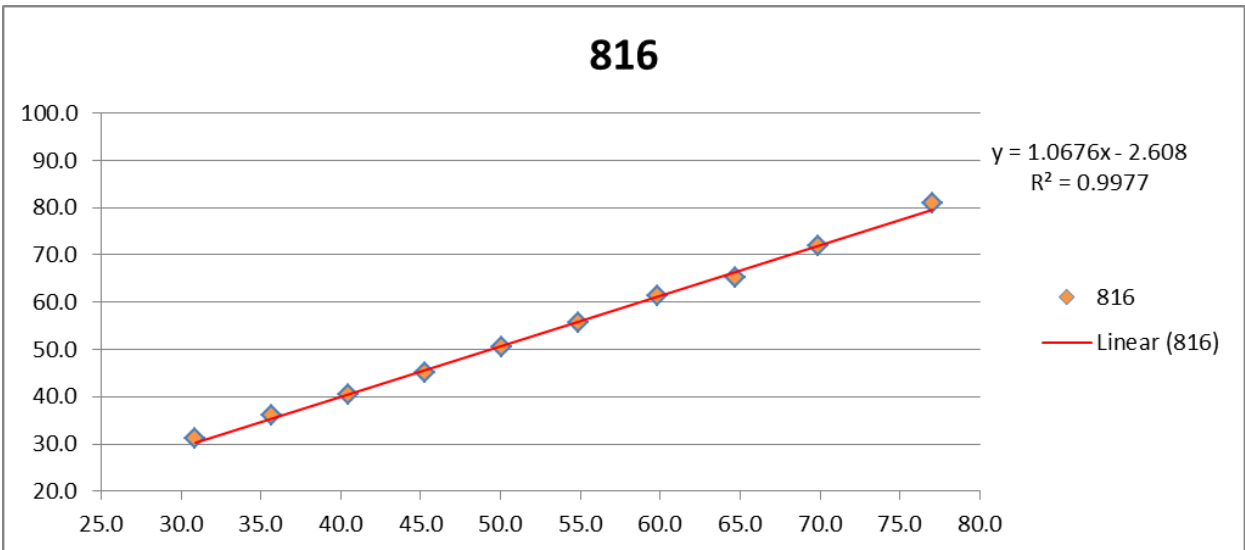
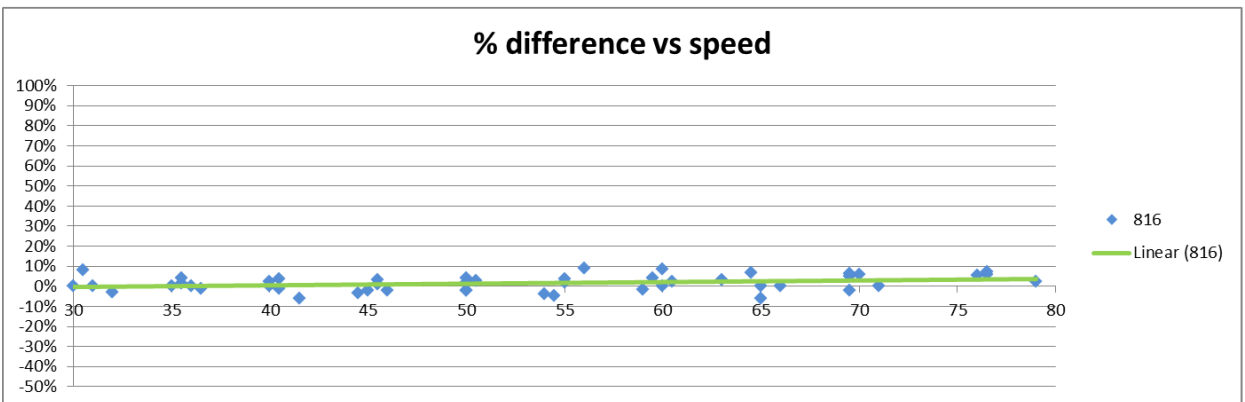
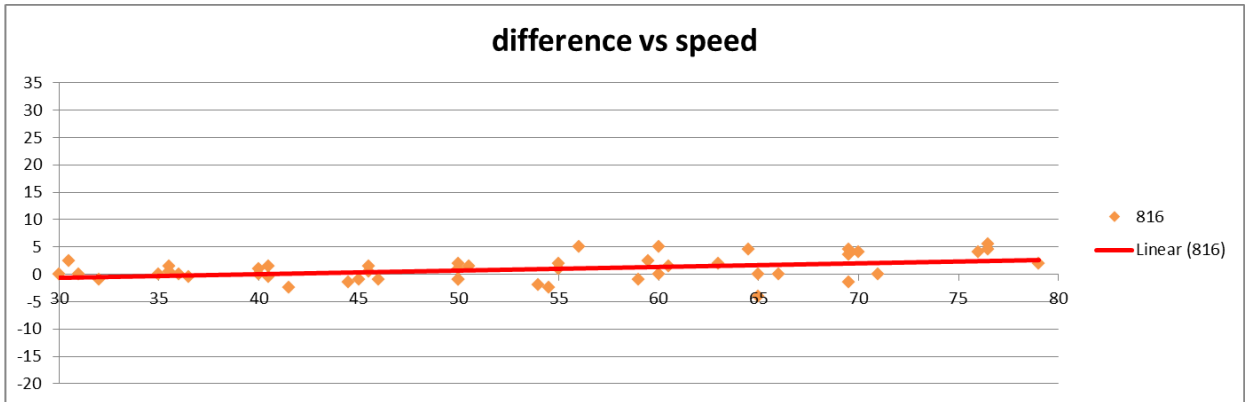
**For Sensor 748**



**For Sensor 774**



**For Sensor 816**



**APPENDIX B**

**SPEED DATA SUMMARY FOR I-5 GLENDALE-HUGO PROJECT**





## 2.0 APPENDIX B – SPEED DATA SUMMARY FOR I-5 GLENDALE-HUGO PROJECT

Day 1 Before Road Work Ahead Signs

Vehicle Speed (all vehicles)	Hour								
	Total	21:00-22:00	22:00-23:00	23:00-00:00	00:00-01:00	01:00-02:00	02:00-03:00	03:00-04:00	04:00-05:00
MPH									
< 10	0.0%	#DIV/0!	0.0%	0.0%	0.0%	0.0%	0.0%	0.0%	0.0%
10-14	0.0%	#DIV/0!	0.0%	0.0%	0.0%	0.0%	0.0%	0.0%	0.0%
15-19	0.0%	#DIV/0!	0.0%	0.0%	0.0%	0.0%	0.0%	0.0%	0.0%
20-24	0.0%	#DIV/0!	0.0%	0.0%	0.0%	0.0%	0.0%	0.0%	0.0%
25-29	0.0%	#DIV/0!	0.0%	0.0%	0.0%	0.0%	0.0%	0.0%	0.0%
30-34	0.0%	#DIV/0!	0.0%	0.0%	0.0%	0.0%	0.0%	0.0%	0.0%
35-39	0.0%	#DIV/0!	0.0%	0.0%	0.0%	0.0%	0.0%	0.0%	0.0%
40-44	0.2%	#DIV/0!	0.0%	0.6%	0.9%	0.0%	0.0%	0.0%	0.0%
45-49	5.7%	#DIV/0!	5.7%	2.3%	4.3%	8.3%	6.8%	8.2%	7.9%
50-54	9.1%	#DIV/0!	5.0%	9.0%	12.2%	6.0%	14.9%	15.3%	9.4%
55-59	13.4%	#DIV/0!	10.7%	12.4%	9.6%	14.3%	20.3%	15.3%	18.1%
60-64	17.0%	#DIV/0!	17.9%	18.6%	19.1%	22.6%	12.2%	9.4%	15.0%
65-69	17.1%	#DIV/0!	19.8%	17.5%	16.5%	13.1%	17.6%	12.9%	16.5%
70-74	16.2%	#DIV/0!	19.8%	19.8%	16.5%	8.3%	8.1%	17.6%	12.6%
≥75	21.2%	#DIV/0!	21.0%	19.8%	20.9%	27.4%	20.3%	21.2%	20.5%
Total # of vehicles	924	0	262	177	115	84	74	85	127
Average speed	66.5	#DIV/0!	67.8	66.6	66.6	67.0	64.1	64.9	65.5
St. Dev.	11.7	#DIV/0!	12.0	10.6	12.2	11.8	10.8	12.2	11.9
85th percentile	77.4	#NUM!	77.2	76.0	77.2	79.8	76.2	75.3	76.1
Min	42.3	0.0	45.0	42.3	43.6	46.0	46.9	45.0	46.0
Max	122.9	0.0	122.9	102.1	115.1	95.6	89.1	107.3	106.0
Range	80.6	0.0	77.9	59.8	71.5	49.6	42.2	62.3	60.0

Vehicle Speed (0-25 FT Vehicles)	Total	Hour							
		21:00-22:00	22:00-23:00	23:00-00:00	00:00-01:00	01:00-02:00	02:00-03:00	03:00-04:00	04:00-05:00
MPH									
< 10	0.0%	#DIV/0!	0.0%	0.0%	0.0%	0.0%	0.0%	0.0%	0.0%
10-14	0.0%	#DIV/0!	0.0%	0.0%	0.0%	0.0%	0.0%	0.0%	0.0%
15-19	0.0%	#DIV/0!	0.0%	0.0%	0.0%	0.0%	0.0%	0.0%	0.0%
20-24	0.0%	#DIV/0!	0.0%	0.0%	0.0%	0.0%	0.0%	0.0%	0.0%
25-29	0.0%	#DIV/0!	0.0%	0.0%	0.0%	0.0%	0.0%	0.0%	0.0%
30-34	0.0%	#DIV/0!	0.0%	0.0%	0.0%	0.0%	0.0%	0.0%	0.0%
35-39	0.0%	#DIV/0!	0.0%	0.0%	0.0%	0.0%	0.0%	0.0%	0.0%
40-44	0.3%	#DIV/0!	0.0%	0.7%	1.1%	0.0%	0.0%	0.0%	0.0%
45-49	2.1%	#DIV/0!	2.4%	1.5%	2.2%	1.8%	0.0%	1.8%	3.5%
50-54	3.2%	#DIV/0!	2.9%	2.9%	3.3%	1.8%	6.7%	5.4%	2.3%
55-59	6.6%	#DIV/0!	5.7%	4.4%	4.4%	1.8%	8.9%	10.7%	14.0%
60-64	18.9%	#DIV/0!	17.6%	20.6%	23.1%	27.3%	15.6%	10.7%	16.3%
65-69	21.4%	#DIV/0!	22.9%	22.1%	19.8%	20.0%	24.4%	17.9%	19.8%
70-74	20.8%	#DIV/0!	23.3%	23.5%	20.9%	10.9%	13.3%	25.0%	17.4%
>=75	26.8%	#DIV/0!	25.2%	24.3%	25.3%	36.4%	31.1%	28.6%	26.7%
Total # of vehicles	679	0	210	136	91	55	45	56	86
Average speed	69.8	#DIV/0!	70.3	69.3	69.3	71.2	69.5	69.7	68.9
St. Dev.	10.8	#DIV/0!	11.7	9.8	10.6	10.5	9.7	11.4	11.3
85th percentile	79.7	#NUM!	78.7	78.4	77.7	81.3	81.4	77.2	78.9
Min	42.3	0.0	48.8	42.3	43.6	47.8	51.6	47.8	46.0
Max	122.9	0.0	122.9	102.1	98.2	95.6	89.1	107.3	106.0
Range	80.6	0.0	74.1	59.8	54.6	47.7	37.5	59.4	60.0

Vehicle Speed (25-50 FT Vehicles)	Total	Hour							
		21:00-22:00	22:00-23:00	23:00-00:00	00:00-01:00	01:00-02:00	02:00-03:00	03:00-04:00	04:00-05:00
MPH									
< 10	0.0%	#DIV/0!	0.0%	0.0%	0.0%	0.0%	0.0%	0.0%	0.0%
10-14	0.0%	#DIV/0!	0.0%	0.0%	0.0%	0.0%	0.0%	0.0%	0.0%
15-19	0.0%	#DIV/0!	0.0%	0.0%	0.0%	0.0%	0.0%	0.0%	0.0%
20-24	0.0%	#DIV/0!	0.0%	0.0%	0.0%	0.0%	0.0%	0.0%	0.0%
25-29	0.0%	#DIV/0!	0.0%	0.0%	0.0%	0.0%	0.0%	0.0%	0.0%
30-34	0.0%	#DIV/0!	0.0%	0.0%	0.0%	0.0%	0.0%	0.0%	0.0%
35-39	0.0%	#DIV/0!	0.0%	0.0%	0.0%	0.0%	0.0%	0.0%	0.0%
40-44	0.0%	#DIV/0!	0.0%	0.0%	0.0%	0.0%	0.0%	0.0%	0.0%
45-49	11.0%	#DIV/0!	16.2%	3.7%	0.0%	21.1%	10.5%	10.0%	9.1%
50-54	22.6%	#DIV/0!	13.5%	25.9%	50.0%	15.8%	21.1%	20.0%	27.3%
55-59	33.6%	#DIV/0!	27.0%	40.7%	33.3%	26.3%	52.6%	40.0%	22.7%
60-64	15.8%	#DIV/0!	24.3%	11.1%	0.0%	21.1%	5.3%	10.0%	22.7%
65-69	5.5%	#DIV/0!	10.8%	0.0%	8.3%	0.0%	5.3%	0.0%	9.1%
70-74	5.5%	#DIV/0!	5.4%	11.1%	0.0%	5.3%	0.0%	10.0%	4.5%
>=75	6.2%	#DIV/0!	2.7%	7.4%	8.3%	10.5%	5.3%	10.0%	4.5%
Total # of vehicles	146	0	37	27	12	19	19	10	22
Average speed	59.1	#DIV/0!	59.0	59.1	60.9	59.6	56.8	59.5	59.5
St. Dev.	9.5	#DIV/0!	7.5	9.0	17.5	11.0	6.1	10.3	9.0
85th percentile	65.6	#NUM!	66.2	66.3	61.7	64.7	59.4	67.4	65.5
Min	46.0	0.0	48.8	47.8	50.6	46.0	47.8	48.8	46.9
Max	115.1	0.0	82.5	90.4	115.1	88.1	75.9	83.4	88.1
Range	69.1	0.0	33.7	42.5	64.4	42.2	28.1	34.7	41.2

Vehicle Speed (50-75 FT Vehicles)	Hour								
	Total	21:00-22:00	22:00-23:00	23:00-00:00	00:00-01:00	01:00-02:00	02:00-03:00	03:00-04:00	04:00-05:00
MPH									
< 10	0.0%	#DIV/0!	0.0%	0.0%	0.0%	0.0%	0.0%	0.0%	0.0%
10-14	0.0%	#DIV/0!	0.0%	0.0%	0.0%	0.0%	0.0%	0.0%	0.0%
15-19	0.0%	#DIV/0!	0.0%	0.0%	0.0%	0.0%	0.0%	0.0%	0.0%
20-24	0.0%	#DIV/0!	0.0%	0.0%	0.0%	0.0%	0.0%	0.0%	0.0%
25-29	0.0%	#DIV/0!	0.0%	0.0%	0.0%	0.0%	0.0%	0.0%	0.0%
30-34	0.0%	#DIV/0!	0.0%	0.0%	0.0%	0.0%	0.0%	0.0%	0.0%
35-39	0.0%	#DIV/0!	0.0%	0.0%	0.0%	0.0%	0.0%	0.0%	0.0%
40-44	0.0%	#DIV/0!	0.0%	0.0%	0.0%	0.0%	0.0%	0.0%	0.0%
45-49	29.4%	#DIV/0!	33.3%	14.3%	25.0%	20.0%	37.5%	28.6%	35.7%
50-54	29.4%	#DIV/0!	16.7%	28.6%	37.5%	0.0%	50.0%	57.1%	7.1%
55-59	23.5%	#DIV/0!	41.7%	14.3%	25.0%	60.0%	0.0%	7.1%	28.6%
60-64	7.4%	#DIV/0!	8.3%	28.6%	12.5%	0.0%	12.5%	0.0%	0.0%
65-69	5.9%	#DIV/0!	0.0%	14.3%	0.0%	0.0%	0.0%	7.1%	14.3%
70-74	0.0%	#DIV/0!	0.0%	0.0%	0.0%	0.0%	0.0%	0.0%	0.0%
>=75	4.4%	#DIV/0!	0.0%	0.0%	0.0%	20.0%	0.0%	0.0%	14.3%
Total # of vehicles	68	0	12	7	8	5	8	14	14
Average speed	55.3	#DIV/0!	53.3	57.2	53.5	60.2	52.0	53.0	59.7
St. Dev.	8.7	#DIV/0!	5.0	7.7	5.1	11.6	4.5	5.4	13.9
85th percentile	60.0	#NUM!	58.1	65.0	57.2	67.3	53.4	54.5	70.3
Min	45.0	0.0	45.0	46.9	45.0	48.8	46.9	45.0	46.0
Max	88.1	0.0	60.0	67.5	60.9	79.7	61.9	68.4	88.1
Range	43.1	0.0	15.0	20.6	15.9	30.9	15.0	23.4	42.2

Vehicle Speed (+75 FT Vehicles)	Hour								
	Total	21:00-22:00	22:00-23:00	23:00-00:00	00:00-01:00	01:00-02:00	02:00-03:00	03:00-04:00	04:00-05:00
MPH									
< 10	0.0%	#DIV/0!	0.0%	0.0%	0.0%	0.0%	0.0%	0.0%	0.0%
10-14	0.0%	#DIV/0!	0.0%	0.0%	0.0%	0.0%	0.0%	0.0%	0.0%
15-19	0.0%	#DIV/0!	0.0%	0.0%	0.0%	0.0%	0.0%	0.0%	0.0%
20-24	0.0%	#DIV/0!	0.0%	0.0%	0.0%	0.0%	0.0%	0.0%	0.0%
25-29	0.0%	#DIV/0!	0.0%	0.0%	0.0%	0.0%	0.0%	0.0%	0.0%
30-34	0.0%	#DIV/0!	0.0%	0.0%	0.0%	0.0%	0.0%	0.0%	0.0%
35-39	0.0%	#DIV/0!	0.0%	0.0%	0.0%	0.0%	0.0%	0.0%	0.0%
40-44	0.0%	#DIV/0!	0.0%	0.0%	0.0%	0.0%	0.0%	0.0%	0.0%
45-49	9.7%	#DIV/0!	0.0%	0.0%	25.0%	20.0%	0.0%	20.0%	0.0%
50-54	29.0%	#DIV/0!	0.0%	42.9%	50.0%	20.0%	0.0%	0.0%	60.0%
55-59	45.2%	#DIV/0!	33.3%	57.1%	25.0%	60.0%	50.0%	40.0%	40.0%
60-64	3.2%	#DIV/0!	0.0%	0.0%	0.0%	0.0%	0.0%	20.0%	0.0%
65-69	3.2%	#DIV/0!	0.0%	0.0%	0.0%	0.0%	50.0%	0.0%	0.0%
70-74	3.2%	#DIV/0!	33.3%	0.0%	0.0%	0.0%	0.0%	0.0%	0.0%
>=75	6.5%	#DIV/0!	33.3%	0.0%	0.0%	0.0%	0.0%	20.0%	0.0%
Total # of vehicles	31	0	3	7	4	5	2	5	5
Average speed	56.9	#DIV/0!	66.6	54.8	52.5	55.7	62.4	60.9	54.4
St. Dev.	6.6	#DIV/0!	10.6	3.1	2.4	4.0	4.6	11.2	0.9
85th percentile	59.1	#NUM!	71.8	58.1	54.5	58.5	64.6	68.4	55.3
Min	49.7	0.0	59.1	50.6	49.7	49.7	59.1	49.7	53.5
Max	79.7	0.0	74.1	58.1	55.3	59.1	65.6	79.7	55.3
Range	30.0	0.0	15.0	7.5	5.6	9.4	6.6	30.0	1.9

### Day 1 Road Work Ahead Signs

Vehicle Speed (all vehicles)	Total	Hour							
		21:00-22:00	22:00-23:00	23:00-00:00	00:00-01:00	01:00-02:00	02:00-03:00	03:00-04:00	04:00-05:00
MPH									
< 10	0.0%	#DIV/0!	0.0%	0.0%	0.0%	0.0%	0.0%	0.0%	0.0%
10-14	0.0%	#DIV/0!	0.0%	0.0%	0.0%	0.0%	0.0%	0.0%	0.0%
15-19	0.0%	#DIV/0!	0.0%	0.0%	0.0%	0.0%	0.0%	0.0%	0.0%
20-24	0.0%	#DIV/0!	0.0%	0.0%	0.0%	0.0%	0.0%	0.0%	0.0%
25-29	0.0%	#DIV/0!	0.0%	0.0%	0.0%	0.0%	0.0%	0.0%	0.0%
30-34	0.3%	#DIV/0!	0.7%	0.5%	0.0%	0.0%	0.0%	0.0%	0.0%
35-39	1.1%	#DIV/0!	1.1%	0.5%	2.4%	2.2%	1.4%	0.0%	0.0%
40-44	2.1%	#DIV/0!	1.8%	4.3%	1.6%	3.4%	1.4%	1.3%	0.0%
45-49	5.7%	#DIV/0!	4.7%	4.3%	8.9%	7.9%	8.1%	1.3%	6.3%
50-54	10.4%	#DIV/0!	7.6%	9.6%	5.7%	14.6%	13.5%	17.3%	13.4%
55-59	12.8%	#DIV/0!	8.7%	12.8%	13.0%	14.6%	10.8%	20.0%	17.3%
60-64	16.2%	#DIV/0!	18.5%	18.2%	18.7%	11.2%	14.9%	16.0%	10.2%
65-69	20.2%	#DIV/0!	20.0%	22.5%	20.3%	11.2%	21.6%	14.7%	26.0%
70-74	13.5%	#DIV/0!	14.9%	11.8%	17.9%	12.4%	9.5%	13.3%	11.8%
>=75	17.7%	#DIV/0!	21.8%	15.5%	11.4%	22.5%	18.9%	16.0%	15.0%
Total # of vehicles	950	0	275	187	123	89	74	75	127
Average speed	64.3	#DIV/0!	65.7	63.4	63.7	63.4	63.8	64.4	64.1
St. Dev.	11.2	#DIV/0!	11.5	10.9	11.3	12.2	11.5	11.7	9.5
85th percentile	75.2	#NUM!	76.2	74.3	72.3	76.8	75.4	74.8	74.1
Min	30.0	0.0	32.0	30.0	35.0	36.0	37.0	42.0	45.0
Max	101.0	0.0	101.0	99.2	101.0	91.0	95.0	95.5	86.3
Range	71.0	0.0	69.0	69.2	66.0	55.0	58.0	53.5	41.3

Vehicle Speed (0-25 FT Vehicles)	Total	Hour							
		21:00-22:00	22:00-23:00	23:00-00:00	00:00-01:00	01:00-02:00	02:00-03:00	03:00-04:00	04:00-05:00
MPH									
< 10	0.0%	#DIV/0!	0.0%	0.0%	0.0%	0.0%	0.0%	0.0%	0.0%
10-14	0.0%	#DIV/0!	0.0%	0.0%	0.0%	0.0%	0.0%	0.0%	0.0%
15-19	0.0%	#DIV/0!	0.0%	0.0%	0.0%	0.0%	0.0%	0.0%	0.0%
20-24	0.0%	#DIV/0!	0.0%	0.0%	0.0%	0.0%	0.0%	0.0%	0.0%
25-29	0.0%	#DIV/0!	0.0%	0.0%	0.0%	0.0%	0.0%	0.0%	0.0%
30-34	0.2%	#DIV/0!	0.5%	0.0%	0.0%	0.0%	0.0%	0.0%	0.0%
35-39	0.6%	#DIV/0!	1.0%	0.0%	1.2%	0.0%	2.0%	0.0%	0.0%
40-44	0.8%	#DIV/0!	0.0%	2.4%	0.0%	2.0%	0.0%	2.3%	0.0%
45-49	2.7%	#DIV/0!	2.0%	1.6%	4.7%	3.9%	4.1%	0.0%	3.9%
50-54	4.3%	#DIV/0!	4.0%	4.1%	1.2%	5.9%	4.1%	6.8%	6.5%
55-59	5.9%	#DIV/0!	5.0%	4.9%	7.1%	3.9%	10.2%	6.8%	6.5%
60-64	16.1%	#DIV/0!	17.5%	17.9%	20.0%	15.7%	16.3%	13.6%	6.5%
65-69	26.4%	#DIV/0!	22.5%	30.9%	24.7%	17.6%	24.5%	25.0%	39.0%
70-74	18.9%	#DIV/0!	19.5%	17.1%	25.9%	17.6%	12.2%	20.5%	16.9%
>=75	24.2%	#DIV/0!	28.0%	21.1%	15.3%	33.3%	26.5%	25.0%	20.8%
Total # of vehicles	629	0	200	123	85	51	49	44	77
Average speed	68.1	#DIV/0!	68.8	67.4	67.3	68.8	67.5	69.3	67.8
St. Dev.	9.8	#DIV/0!	10.1	8.9	9.6	10.1	11.2	11.4	8.7
85th percentile	77.0	#NUM!	77.4	75.2	74.4	78.5	77.8	80.4	76.8
Min	32.0	0.0	32.0	40.0	38.0	43.0	37.0	42.0	45.0
Max	101.0	0.0	98.3	92.0	101.0	85.4	95.0	95.5	86.3
Range	69.0	0.0	66.3	52.0	63.0	42.4	58.0	53.5	41.3

Vehicle Speed (25-50 FT Vehicles)	Hour								
	Total	21:00-22:00	22:00-23:00	23:00-00:00	00:00-01:00	01:00-02:00	02:00-03:00	03:00-04:00	04:00-05:00
MPH									
< 10	0.0%	#DIV/0!	0.0%	0.0%	0.0%	0.0%	0.0%	0.0%	0.0%
10-14	0.0%	#DIV/0!	0.0%	0.0%	0.0%	0.0%	0.0%	0.0%	0.0%
15-19	0.0%	#DIV/0!	0.0%	0.0%	0.0%	0.0%	0.0%	0.0%	0.0%
20-24	0.0%	#DIV/0!	0.0%	0.0%	0.0%	0.0%	0.0%	0.0%	0.0%
25-29	0.0%	#DIV/0!	0.0%	0.0%	0.0%	0.0%	0.0%	0.0%	0.0%
30-34	0.5%	#DIV/0!	0.0%	2.5%	0.0%	0.0%	0.0%	0.0%	0.0%
35-39	1.0%	#DIV/0!	0.0%	0.0%	4.5%	4.5%	0.0%	0.0%	0.0%
40-44	1.5%	#DIV/0!	0.0%	2.5%	0.0%	4.5%	6.7%	0.0%	0.0%
45-49	6.9%	#DIV/0!	11.3%	2.5%	9.1%	0.0%	6.7%	6.7%	8.3%
50-54	19.7%	#DIV/0!	17.0%	15.0%	18.2%	27.3%	33.3%	20.0%	19.4%
55-59	27.1%	#DIV/0!	20.8%	35.0%	22.7%	31.8%	13.3%	33.3%	30.6%
60-64	21.2%	#DIV/0!	24.5%	25.0%	22.7%	4.5%	13.3%	26.7%	22.2%
65-69	10.3%	#DIV/0!	17.0%	7.5%	18.2%	4.5%	13.3%	0.0%	5.6%
70-74	3.9%	#DIV/0!	1.9%	2.5%	0.0%	9.1%	6.7%	6.7%	5.6%
>=75	7.9%	#DIV/0!	7.5%	7.5%	4.5%	13.6%	6.7%	6.7%	8.3%
Total # of vehicles	203	0	53	40	22	22	15	15	36
Average speed	59.6	#DIV/0!	60.6	59.2	59.2	59.6	57.2	59.8	59.6
St. Dev.	10.1	#DIV/0!	10.1	10.6	11.0	12.5	8.6	10.7	8.1
85th percentile	67.0	#NUM!	66.2	65.3	67.6	73.6	65.0	63.9	66.5
Min	30.0	0.0	47.0	30.0	39.0	36.0	40.0	48.0	49.0
Max	101.0	0.0	101.0	99.2	95.5	91.0	74.3	92.0	83.0
Range	71.0	0.0	54.0	69.2	56.5	55.0	34.3	44.0	34.0

Vehicle Speed (50-75 FT Vehicles)	Hour								
	Total	21:00-22:00	22:00-23:00	23:00-00:00	00:00-01:00	01:00-02:00	02:00-03:00	03:00-04:00	04:00-05:00
MPH									
< 10	0.0%	#DIV/0!	0.0%	0.0%	0.0%	0.0%	0.0%	0.0%	0.0%
10-14	0.0%	#DIV/0!	0.0%	0.0%	0.0%	0.0%	0.0%	0.0%	0.0%
15-19	0.0%	#DIV/0!	0.0%	0.0%	0.0%	0.0%	0.0%	0.0%	0.0%
20-24	0.0%	#DIV/0!	0.0%	0.0%	0.0%	0.0%	0.0%	0.0%	0.0%
25-29	0.0%	#DIV/0!	0.0%	0.0%	0.0%	0.0%	0.0%	0.0%	0.0%
30-34	1.1%	#DIV/0!	5.3%	0.0%	0.0%	0.0%	0.0%	0.0%	0.0%
35-39	4.3%	#DIV/0!	5.3%	5.9%	7.1%	9.1%	0.0%	0.0%	0.0%
40-44	13.0%	#DIV/0!	26.3%	23.5%	14.3%	9.1%	0.0%	0.0%	0.0%
45-49	23.9%	#DIV/0!	15.8%	23.5%	35.7%	45.5%	42.9%	0.0%	20.0%
50-54	23.9%	#DIV/0!	15.8%	17.6%	7.1%	18.2%	42.9%	50.0%	30.0%
55-59	22.8%	#DIV/0!	15.8%	17.6%	28.6%	9.1%	0.0%	35.7%	50.0%
60-64	7.6%	#DIV/0!	5.3%	11.8%	7.1%	9.1%	0.0%	14.3%	0.0%
65-69	2.2%	#DIV/0!	5.3%	0.0%	0.0%	0.0%	14.3%	0.0%	0.0%
70-74	1.1%	#DIV/0!	5.3%	0.0%	0.0%	0.0%	0.0%	0.0%	0.0%
>=75	0.0%	#DIV/0!	0.0%	0.0%	0.0%	0.0%	0.0%	0.0%	0.0%
Total # of vehicles	92	0	19	17	14	11	7	14	10
Average speed	51.0	#DIV/0!	49.6	49.0	49.8	49.6	51.7	55.0	54.2
St. Dev.	7.4	#DIV/0!	10.2	7.2	7.9	6.7	6.7	3.4	3.6
85th percentile	58.0	#NUM!	58.9	56.6	58.1	55.5	53.4	57.2	57.7
Min	33.0	0.0	33.0	39.0	35.0	38.0	45.0	51.0	48.0
Max	70.6	0.0	70.6	62.0	62.0	62.0	66.0	62.0	59.0
Range	37.6	0.0	37.6	23.0	27.0	24.0	21.0	11.0	11.0

Vehicle Speed (+75 FT Vehicles)	Hour								
	Total	21:00-22:00	22:00-23:00	23:00-00:00	00:00-01:00	01:00-02:00	02:00-03:00	03:00-04:00	04:00-05:00
MPH									
< 10	0.0%	#DIV/0!	0.0%	0.0%	0.0%	0.0%	0.0%	0.0%	0.0%
10-14	0.0%	#DIV/0!	0.0%	0.0%	0.0%	0.0%	0.0%	0.0%	0.0%
15-19	0.0%	#DIV/0!	0.0%	0.0%	0.0%	0.0%	0.0%	0.0%	0.0%
20-24	0.0%	#DIV/0!	0.0%	0.0%	0.0%	0.0%	0.0%	0.0%	0.0%
25-29	0.0%	#DIV/0!	0.0%	0.0%	0.0%	0.0%	0.0%	0.0%	0.0%
30-34	0.0%	#DIV/0!	0.0%	0.0%	0.0%	0.0%	0.0%	0.0%	0.0%
35-39	0.0%	#DIV/0!	0.0%	0.0%	0.0%	0.0%	0.0%	0.0%	0.0%
40-44	0.0%	#DIV/0!	0.0%	0.0%	0.0%	0.0%	0.0%	0.0%	0.0%
45-49	3.8%	#DIV/0!	0.0%	14.3%	0.0%	0.0%	0.0%	0.0%	0.0%
50-54	38.5%	#DIV/0!	33.3%	57.1%	50.0%	40.0%	0.0%	0.0%	50.0%
55-59	34.6%	#DIV/0!	0.0%	14.3%	50.0%	60.0%	33.3%	100.0%	25.0%
60-64	11.5%	#DIV/0!	66.7%	0.0%	0.0%	0.0%	33.3%	0.0%	0.0%
65-69	11.5%	#DIV/0!	0.0%	14.3%	0.0%	0.0%	33.3%	0.0%	25.0%
70-74	0.0%	#DIV/0!	0.0%	0.0%	0.0%	0.0%	0.0%	0.0%	0.0%
>=75	0.0%	#DIV/0!	0.0%	0.0%	0.0%	0.0%	0.0%	0.0%	0.0%
Total # of vehicles	26	0	3	7	2	5	3	2	4
Average speed	56.4	#DIV/0!	59.1	54.6	54.0	54.7	61.9	55.5	57.5
St. Dev.	5.4	#DIV/0!	6.8	6.4	1.4	2.8	3.2	0.7	7.7
85th percentile	63.0	#NUM!	63.0	57.2	54.7	57.3	64.1	55.9	63.5
Min	48.0	0.0	51.3	48.0	53.0	51.0	58.6	55.0	50.0
Max	68.0	0.0	63.0	68.0	55.0	57.7	65.0	56.0	68.0
Range	20.0	0.0	11.7	20.0	2.0	6.7	6.4	1.0	18.0

Day 1 Beginning of Taper

Vehicle Speed (all vehicles)	Hour								
	Total	21:00-22:00	22:00-23:00	23:00-00:00	00:00-01:00	01:00-02:00	02:00-03:00	03:00-04:00	04:00-05:00
MPH									
< 10	0.0%	#DIV/0!	0.0%	0.0%	0.0%	0.0%	0.0%	0.0%	0.0%
10-14	0.0%	#DIV/0!	0.0%	0.0%	0.0%	0.0%	0.0%	0.0%	0.0%
15-19	0.1%	#DIV/0!	0.0%	0.6%	0.0%	0.0%	0.0%	0.0%	0.0%
20-24	1.3%	#DIV/0!	1.6%	1.8%	3.6%	0.0%	0.0%	0.0%	0.0%
25-29	2.0%	#DIV/0!	2.7%	4.8%	1.8%	0.0%	0.0%	0.0%	0.0%
30-34	4.3%	#DIV/0!	6.6%	6.6%	1.8%	3.9%	1.4%	4.2%	0.0%
35-39	10.8%	#DIV/0!	16.0%	16.9%	6.3%	9.2%	8.6%	2.8%	1.8%
40-44	12.2%	#DIV/0!	19.9%	13.9%	14.3%	17.1%	1.4%	1.4%	0.0%
45-49	17.6%	#DIV/0!	22.3%	15.1%	23.2%	17.1%	11.4%	16.9%	9.8%
50-54	16.9%	#DIV/0!	14.1%	12.7%	17.0%	21.1%	21.4%	19.7%	22.3%
55-59	12.4%	#DIV/0!	9.8%	10.2%	13.4%	13.2%	17.1%	7.0%	20.5%
60-64	9.4%	#DIV/0!	4.7%	6.6%	8.0%	11.8%	12.9%	25.4%	11.6%
65-69	6.7%	#DIV/0!	1.2%	5.4%	7.1%	3.9%	14.3%	11.3%	15.2%
70-74	3.2%	#DIV/0!	0.8%	3.0%	2.7%	2.6%	4.3%	4.2%	8.9%
>=75	3.1%	#DIV/0!	0.4%	2.4%	0.9%	0.0%	7.1%	7.0%	9.8%
Total # of vehicles	863	0	256	166	112	76	70	71	112
Average speed	51.2	#DIV/0!	46.0	48.0	50.2	50.8	57.3	58.3	60.8
St. Dev.	12.0	#DIV/0!	9.5	13.0	11.2	9.3	10.6	11.4	9.6
85th percentile	64.5	#NUM!	55.6	60.9	61.5	61.1	67.7	67.3	72.1
Min	18.4	0.0	20.8	18.4	20.8	32.1	34.6	31.3	35.2
Max	96.3	0.0	84.7	96.3	79.4	73.4	79.9	89.9	86.3
Range	77.9	0.0	63.9	77.9	58.6	41.3	45.3	58.6	51.2

Vehicle Speed (0-25 FT Vehicles)	Hour								
	Total	21:00-22:00	22:00-23:00	23:00-00:00	00:00-01:00	01:00-02:00	02:00-03:00	03:00-04:00	04:00-05:00
MPH									
< 10	0.0%	#DIV/0!	0.0%	0.0%	0.0%	0.0%	0.0%	0.0%	0.0%
10-14	0.0%	#DIV/0!	0.0%	0.0%	0.0%	0.0%	0.0%	0.0%	0.0%
15-19	0.0%	#DIV/0!	0.0%	0.0%	0.0%	0.0%	0.0%	0.0%	0.0%
20-24	0.7%	#DIV/0!	0.5%	1.7%	1.4%	0.0%	0.0%	0.0%	0.0%
25-29	2.3%	#DIV/0!	3.0%	5.0%	1.4%	0.0%	0.0%	0.0%	0.0%
30-34	4.4%	#DIV/0!	6.0%	6.6%	1.4%	2.1%	2.5%	6.1%	0.0%
35-39	11.6%	#DIV/0!	15.6%	17.4%	8.1%	4.2%	7.5%	6.1%	1.8%
40-44	13.2%	#DIV/0!	19.6%	12.4%	14.9%	20.8%	0.0%	0.0%	0.0%
45-49	18.2%	#DIV/0!	21.6%	16.5%	24.3%	18.8%	10.0%	18.2%	7.3%
50-54	15.1%	#DIV/0!	14.6%	9.1%	18.9%	22.9%	20.0%	18.2%	12.7%
55-59	12.1%	#DIV/0!	11.1%	9.9%	12.2%	12.5%	20.0%	3.0%	20.0%
60-64	9.5%	#DIV/0!	5.0%	8.3%	8.1%	14.6%	12.5%	18.2%	18.2%
65-69	6.8%	#DIV/0!	1.5%	6.6%	6.8%	4.2%	12.5%	15.2%	20.0%
70-74	2.8%	#DIV/0!	1.0%	4.1%	1.4%	0.0%	5.0%	6.1%	7.3%
>=75	3.3%	#DIV/0!	0.5%	2.5%	1.4%	0.0%	10.0%	9.1%	12.7%
Total # of vehicles	570	0	199	121	74	48	40	33	55
Average speed	50.9	#DIV/0!	46.6	48.6	50.4	51.3	58.3	58.0	62.6
St. Dev.	11.9	#DIV/0!	9.5	13.3	10.2	8.2	11.1	13.3	9.2
85th percentile	64.5	#NUM!	56.4	64.5	61.3	60.5	67.4	69.2	71.7
Min	20.8	0.0	22.4	22.4	20.8	32.1	34.6	31.3	36.2
Max	96.3	0.0	84.7	96.3	79.4	67.7	79.9	83.9	79.4
Range	75.5	0.0	62.3	73.8	58.6	35.6	45.3	52.6	43.2

Vehicle Speed (25-50 FT Vehicles)	Hour								
	Total	21:00-22:00	22:00-23:00	23:00-00:00	00:00-01:00	01:00-02:00	02:00-03:00	03:00-04:00	04:00-05:00
MPH									
< 10	0.0%	#DIV/0!	0.0%	0.0%	0.0%	0.0%	0.0%	0.0%	0.0%
10-14	0.0%	#DIV/0!	0.0%	0.0%	0.0%	0.0%	0.0%	0.0%	0.0%
15-19	0.0%	#DIV/0!	0.0%	0.0%	0.0%	0.0%	0.0%	0.0%	0.0%
20-24	2.2%	#DIV/0!	4.9%	0.0%	7.4%	0.0%	0.0%	0.0%	0.0%
25-29	1.7%	#DIV/0!	2.4%	4.2%	3.7%	0.0%	0.0%	0.0%	0.0%
30-34	4.4%	#DIV/0!	9.8%	8.3%	0.0%	5.0%	0.0%	5.0%	0.0%
35-39	11.7%	#DIV/0!	19.5%	25.0%	3.7%	15.0%	12.5%	0.0%	3.1%
40-44	8.9%	#DIV/0!	14.6%	16.7%	11.1%	10.0%	6.3%	0.0%	0.0%
45-49	17.2%	#DIV/0!	24.4%	8.3%	22.2%	15.0%	18.8%	20.0%	9.4%
50-54	20.0%	#DIV/0!	14.6%	16.7%	14.8%	25.0%	25.0%	20.0%	28.1%
55-59	9.4%	#DIV/0!	4.9%	12.5%	11.1%	5.0%	0.0%	10.0%	18.8%
60-64	8.3%	#DIV/0!	4.9%	4.2%	11.1%	10.0%	6.3%	25.0%	3.1%
65-69	7.8%	#DIV/0!	0.0%	4.2%	11.1%	5.0%	18.8%	5.0%	15.6%
70-74	5.6%	#DIV/0!	0.0%	0.0%	3.7%	10.0%	6.3%	5.0%	15.6%
>=75	2.8%	#DIV/0!	0.0%	0.0%	0.0%	0.0%	6.3%	10.0%	6.3%
Total # of vehicles	180	0	41	24	27	20	16	20	32
Average speed	51.6	#DIV/0!	43.9	45.9	50.2	51.2	55.4	59.2	60.5
St. Dev.	12.6	#DIV/0!	9.6	10.3	12.9	11.8	11.4	11.7	10.7
85th percentile	65.4	#NUM!	54.0	56.9	63.9	63.5	67.7	67.0	72.6
Min	20.8	0.0	20.8	29.7	21.6	32.9	38.6	34.6	35.2
Max	89.9	0.0	64.5	67.7	71.8	73.4	75.0	89.9	86.3
Range	69.1	0.0	43.7	38.0	50.2	40.5	36.4	55.4	51.2

Vehicle Speed (50-75 FT Vehicles)	Hour								
	Total	21:00-22:00	22:00-23:00	23:00-00:00	00:00-01:00	01:00-02:00	02:00-03:00	03:00-04:00	04:00-05:00
MPH									
< 10	0.0%	#DIV/0!	0.0%	0.0%	0.0%	0.0%	0.0%	0.0%	0.0%
10-14	0.0%	#DIV/0!	0.0%	0.0%	0.0%	0.0%	0.0%	0.0%	0.0%
15-19	0.0%	#DIV/0!	0.0%	0.0%	0.0%	0.0%	0.0%	0.0%	0.0%
20-24	2.1%	#DIV/0!	0.0%	0.0%	16.7%	0.0%	0.0%	0.0%	0.0%
25-29	2.1%	#DIV/0!	0.0%	14.3%	0.0%	0.0%	0.0%	0.0%	0.0%
30-34	6.4%	#DIV/0!	0.0%	14.3%	16.7%	25.0%	0.0%	0.0%	0.0%
35-39	8.5%	#DIV/0!	18.2%	0.0%	0.0%	25.0%	16.7%	0.0%	0.0%
40-44	17.0%	#DIV/0!	36.4%	14.3%	16.7%	25.0%	0.0%	33.3%	0.0%
45-49	17.0%	#DIV/0!	36.4%	0.0%	16.7%	25.0%	0.0%	0.0%	20.0%
50-54	14.9%	#DIV/0!	0.0%	28.6%	16.7%	0.0%	33.3%	0.0%	20.0%
55-59	14.9%	#DIV/0!	9.1%	28.6%	0.0%	0.0%	16.7%	33.3%	20.0%
60-64	8.5%	#DIV/0!	0.0%	0.0%	0.0%	0.0%	33.3%	33.3%	10.0%
65-69	2.1%	#DIV/0!	0.0%	0.0%	0.0%	0.0%	0.0%	0.0%	10.0%
70-74	4.3%	#DIV/0!	0.0%	0.0%	16.7%	0.0%	0.0%	0.0%	10.0%
>=75	2.1%	#DIV/0!	0.0%	0.0%	0.0%	0.0%	0.0%	0.0%	10.0%
Total # of vehicles	47	0	11	7	6	4	6	3	10
Average speed	49.8	#DIV/0!	45.5	46.4	46.4	40.4	54.3	53.7	58.9
St. Dev.	11.6	#DIV/0!	5.9	12.4	17.0	5.3	10.1	9.7	10.7
85th percentile	60.6	#NUM!	49.1	57.4	58.2	44.2	62.5	59.7	70.9
Min	24.0	0.0	37.8	27.3	24.0	34.6	35.4	42.7	45.1
Max	77.4	0.0	58.3	58.8	73.4	47.5	63.7	60.5	77.4
Range	53.4	0.0	20.6	31.6	49.4	12.9	28.3	17.8	32.4



Vehicle Speed (+75 FT Vehicles)	Hour								
	Total	21:00-22:00	22:00-23:00	23:00-00:00	00:00-01:00	01:00-02:00	02:00-03:00	03:00-04:00	04:00-05:00
MPH									
< 10	0.0%	#DIV/0!	0.0%	0.0%	0.0%	0.0%	0.0%	0.0%	0.0%
10-14	0.0%	#DIV/0!	0.0%	0.0%	0.0%	0.0%	0.0%	0.0%	0.0%
15-19	1.5%	#DIV/0!	0.0%	7.1%	0.0%	0.0%	0.0%	0.0%	0.0%
20-24	3.0%	#DIV/0!	20.0%	7.1%	0.0%	0.0%	0.0%	0.0%	0.0%
25-29	0.0%	#DIV/0!	0.0%	0.0%	0.0%	0.0%	0.0%	0.0%	0.0%
30-34	1.5%	#DIV/0!	20.0%	0.0%	0.0%	0.0%	0.0%	0.0%	0.0%
35-39	3.0%	#DIV/0!	0.0%	7.1%	0.0%	25.0%	0.0%	0.0%	0.0%
40-44	9.1%	#DIV/0!	40.0%	21.4%	20.0%	0.0%	0.0%	0.0%	0.0%
45-49	13.6%	#DIV/0!	0.0%	21.4%	20.0%	0.0%	12.5%	13.3%	13.3%
50-54	25.8%	#DIV/0!	20.0%	28.6%	0.0%	0.0%	12.5%	26.7%	46.7%
55-59	21.2%	#DIV/0!	0.0%	0.0%	60.0%	75.0%	37.5%	6.7%	26.7%
60-64	12.1%	#DIV/0!	0.0%	0.0%	0.0%	0.0%	12.5%	40.0%	6.7%
65-69	6.1%	#DIV/0!	0.0%	0.0%	0.0%	0.0%	25.0%	13.3%	0.0%
70-74	0.0%	#DIV/0!	0.0%	0.0%	0.0%	0.0%	0.0%	0.0%	0.0%
>=75	3.0%	#DIV/0!	0.0%	7.1%	0.0%	0.0%	0.0%	0.0%	6.7%
Total # of vehicles	66	0	5	14	5	4	8	15	15
Average speed	53.2	#DIV/0!	38.4	46.9	53.5	52.6	58.5	58.8	55.9
St. Dev.	11.1	#DIV/0!	10.3	15.8	7.3	8.8	7.2	6.1	6.6
85th percentile	63.1	#NUM!	46.4	54.0	59.6	57.3	67.4	64.5	58.8
Min	18.4	0.0	24.8	18.4	42.7	39.4	46.7	49.1	48.3
Max	87.8	0.0	50.7	87.8	59.6	58.0	68.5	66.9	75.0
Range	69.5	0.0	25.9	69.5	17.0	18.6	21.8	17.8	26.7

Day 1 End of Taper

Vehicle Speed (all vehicles)	Hour								
	Total	21:00-22:00	22:00-23:00	23:00-00:00	00:00-01:00	01:00-02:00	02:00-03:00	03:00-04:00	04:00-05:00
MPH									
< 10	0.0%	#DIV/0!	0.0%	0.0%	0.0%	0.0%	0.0%	0.0%	0.0%
10-14	0.0%	#DIV/0!	0.0%	0.0%	0.0%	0.0%	0.0%	0.0%	0.0%
15-19	1.2%	#DIV/0!	3.7%	0.5%	0.8%	0.0%	0.0%	0.0%	0.0%
20-24	1.8%	#DIV/0!	3.3%	3.0%	1.5%	1.0%	0.0%	0.0%	0.0%
25-29	2.9%	#DIV/0!	6.2%	3.0%	1.5%	1.9%	0.0%	2.4%	0.0%
30-34	5.6%	#DIV/0!	9.2%	5.9%	9.9%	3.9%	1.2%	0.0%	0.8%
35-39	7.7%	#DIV/0!	9.5%	8.4%	10.7%	11.7%	3.6%	1.2%	3.2%
40-44	8.4%	#DIV/0!	12.8%	8.9%	5.3%	13.6%	1.2%	3.7%	4.8%
45-49	16.6%	#DIV/0!	22.0%	17.7%	13.7%	12.6%	14.5%	12.2%	13.7%
50-54	21.3%	#DIV/0!	18.7%	21.7%	22.1%	29.1%	19.3%	23.2%	19.4%
55-59	13.1%	#DIV/0!	6.6%	14.3%	11.5%	11.7%	21.7%	19.5%	18.5%
60-64	8.4%	#DIV/0!	4.0%	8.9%	9.9%	6.8%	9.6%	13.4%	12.9%
65-69	7.4%	#DIV/0!	3.3%	4.4%	9.9%	3.9%	12.0%	11.0%	16.1%
70-74	2.3%	#DIV/0!	0.7%	2.0%	0.8%	2.9%	4.8%	3.7%	4.8%
>=75	3.2%	#DIV/0!	0.0%	1.5%	2.3%	1.0%	12.0%	9.8%	5.6%
Total # of vehicles	999	0	273	203	131	103	83	82	124
Average speed	50.6	#DIV/0!	44.4	49.4	50.3	50.0	58.3	57.7	57.8
St. Dev.	12.4	#DIV/0!	11.8	11.7	12.5	10.6	10.6	10.9	9.6
85th percentile	62.7	#NUM!	54.8	60.5	62.7	59.3	68.6	68.4	67.3
Min	16.1	0.0	16.1	19.5	18.4	22.9	32.0	28.6	32.0
Max	87.8	0.0	73.0	80.9	82.1	84.3	80.9	87.8	82.1
Range	71.7	0.0	56.9	61.4	63.7	61.4	48.9	59.2	50.1

Vehicle Speed (0-25 FT Vehicles)	Hour								
	Total	21:00-22:00	22:00-23:00	23:00-00:00	00:00-01:00	01:00-02:00	02:00-03:00	03:00-04:00	04:00-05:00
MPH									
< 10	0.0%	#DIV/0!	0.0%	0.0%	0.0%	0.0%	0.0%	0.0%	0.0%
10-14	0.0%	#DIV/0!	0.0%	0.0%	0.0%	0.0%	0.0%	0.0%	0.0%
15-19	1.1%	#DIV/0!	3.6%	0.0%	0.0%	0.0%	0.0%	0.0%	0.0%
20-24	2.1%	#DIV/0!	3.6%	3.4%	1.1%	1.6%	0.0%	0.0%	0.0%
25-29	2.4%	#DIV/0!	5.0%	1.4%	1.1%	1.6%	0.0%	4.0%	0.0%
30-34	4.1%	#DIV/0!	7.7%	4.1%	6.3%	0.0%	0.0%	0.0%	0.0%
35-39	7.2%	#DIV/0!	10.8%	6.8%	9.5%	6.3%	1.8%	2.0%	2.5%
40-44	7.7%	#DIV/0!	12.2%	9.6%	3.2%	12.5%	0.0%	0.0%	3.8%
45-49	14.7%	#DIV/0!	20.7%	15.8%	12.6%	14.1%	15.8%	0.0%	7.6%
50-54	20.2%	#DIV/0!	19.4%	21.2%	21.1%	28.1%	17.5%	20.0%	15.2%
55-59	13.9%	#DIV/0!	7.2%	16.4%	14.7%	14.1%	17.5%	24.0%	17.7%
60-64	10.0%	#DIV/0!	5.0%	11.6%	12.6%	9.4%	10.5%	12.0%	16.5%
65-69	9.7%	#DIV/0!	4.1%	5.5%	13.7%	6.3%	15.8%	18.0%	21.5%
70-74	2.9%	#DIV/0!	0.9%	2.7%	1.1%	4.7%	5.3%	6.0%	6.3%
>=75	4.1%	#DIV/0!	0.0%	1.4%	3.2%	1.6%	15.8%	14.0%	8.9%
Total # of vehicles	713	0	222	146	95	64	57	50	79
Average speed	52.1	#DIV/0!	45.1	51.1	53.3	52.9	60.4	60.8	60.6
St. Dev.	12.7	#DIV/0!	12.0	11.4	12.0	10.7	10.5	11.8	9.5
85th percentile	65.0	#NUM!	55.9	62.7	66.1	61.6	74.0	71.6	69.9
Min	16.1	0.0	16.1	20.6	20.6	22.9	37.7	28.6	37.7
Max	87.8	0.0	73.0	80.9	82.1	84.3	80.9	87.8	82.1
Range	71.7	0.0	56.9	60.3	61.4	61.4	43.2	59.2	44.4

Vehicle Speed (25-50 FT Vehicles)	Hour								
	Total	21:00-22:00	22:00-23:00	23:00-00:00	00:00-01:00	01:00-02:00	02:00-03:00	03:00-04:00	04:00-05:00
MPH									
< 10	0.0%	#DIV/0!	0.0%	0.0%	0.0%	0.0%	0.0%	0.0%	0.0%
10-14	0.0%	#DIV/0!	0.0%	0.0%	0.0%	0.0%	0.0%	0.0%	0.0%
15-19	0.6%	#DIV/0!	0.0%	0.0%	5.6%	0.0%	0.0%	0.0%	0.0%
20-24	0.0%	#DIV/0!	0.0%	0.0%	0.0%	0.0%	0.0%	0.0%	0.0%
25-29	0.6%	#DIV/0!	2.9%	0.0%	0.0%	0.0%	0.0%	0.0%	0.0%
30-34	3.6%	#DIV/0!	8.6%	3.2%	0.0%	5.3%	0.0%	0.0%	3.2%
35-39	5.9%	#DIV/0!	2.9%	6.5%	11.1%	10.5%	6.7%	0.0%	6.5%
40-44	13.6%	#DIV/0!	22.9%	9.7%	16.7%	21.1%	0.0%	15.0%	6.5%
45-49	26.6%	#DIV/0!	37.1%	29.0%	22.2%	15.8%	13.3%	35.0%	22.6%
50-54	24.9%	#DIV/0!	20.0%	25.8%	33.3%	26.3%	26.7%	25.0%	22.6%
55-59	13.0%	#DIV/0!	15.7%	16.1%	5.6%	15.8%	20.0%	5.0%	22.6%
60-64	7.1%	#DIV/0!	0.0%	3.2%	5.6%	5.3%	13.3%	20.0%	9.7%
65-69	2.4%	#DIV/0!	0.0%	3.2%	0.0%	0.0%	6.7%	0.0%	6.5%
70-74	0.6%	#DIV/0!	0.0%	0.0%	0.0%	0.0%	6.7%	0.0%	0.0%
>=75	1.2%	#DIV/0!	0.0%	3.2%	0.0%	0.0%	6.7%	0.0%	0.0%
Total # of vehicles	169	0	35	31	18	19	15	20	31
Average speed	50.0	#DIV/0!	45.7	50.6	47.0	48.8	56.3	51.8	52.5
St. Dev.	8.7	#DIV/0!	7.3	9.0	10.1	7.8	8.9	6.5	8.2
85th percentile	58.1	#NUM!	53.5	57.0	54.1	55.9	63.9	60.6	60.5
Min	18.4	0.0	25.2	30.9	18.4	30.9	35.4	42.3	32.0
Max	76.4	0.0	58.2	76.4	61.6	61.6	74.1	63.9	67.3
Range	58.0	0.0	33.0	45.5	43.2	30.7	38.7	21.6	35.3

Vehicle Speed (50-75 FT Vehicles)	Hour								
	Total	21:00-22:00	22:00-23:00	23:00-00:00	00:00-01:00	01:00-02:00	02:00-03:00	03:00-04:00	04:00-05:00
MPH									
< 10	0.0%	#DIV/0!	0.0%	0.0%	0.0%	0.0%	0.0%	0.0%	0.0%
10-14	0.0%	#DIV/0!	0.0%	0.0%	0.0%	0.0%	0.0%	0.0%	0.0%
15-19	3.2%	#DIV/0!	13.3%	5.3%	0.0%	0.0%	0.0%	0.0%	0.0%
20-24	3.2%	#DIV/0!	6.7%	5.3%	6.3%	0.0%	0.0%	0.0%	0.0%
25-29	11.7%	#DIV/0!	33.3%	21.1%	6.3%	7.7%	0.0%	0.0%	0.0%
30-34	19.1%	#DIV/0!	26.7%	21.1%	43.8%	15.4%	11.1%	0.0%	0.0%
35-39	13.8%	#DIV/0!	6.7%	26.3%	12.5%	30.8%	11.1%	0.0%	0.0%
40-44	5.3%	#DIV/0!	0.0%	0.0%	6.3%	15.4%	11.1%	0.0%	9.1%
45-49	11.7%	#DIV/0!	6.7%	10.5%	6.3%	0.0%	11.1%	27.3%	27.3%
50-54	21.3%	#DIV/0!	6.7%	10.5%	18.8%	30.8%	22.2%	36.4%	36.4%
55-59	6.4%	#DIV/0!	0.0%	0.0%	0.0%	0.0%	33.3%	18.2%	9.1%
60-64	1.1%	#DIV/0!	0.0%	0.0%	0.0%	0.0%	0.0%	9.1%	0.0%
65-69	1.1%	#DIV/0!	0.0%	0.0%	0.0%	0.0%	0.0%	0.0%	9.1%
70-74	1.1%	#DIV/0!	0.0%	0.0%	0.0%	0.0%	0.0%	0.0%	9.1%
>=75	1.1%	#DIV/0!	0.0%	0.0%	0.0%	0.0%	0.0%	9.1%	0.0%
Total # of vehicles	94	0	15	19	16	13	9	11	11
Average speed	41.5	#DIV/0!	31.2	35.1	37.6	40.6	49.0	54.4	54.3
St. Dev.	12.2	#DIV/0!	8.9	9.8	9.3	8.5	9.9	8.3	8.0
85th percentile	53.7	#NUM!	38.4	47.5	49.9	50.4	57.7	58.8	61.6
Min	18.4	0.0	18.4	19.5	22.9	29.7	32.0	45.7	43.4
Max	75.2	0.0	51.4	54.8	53.6	52.5	58.2	75.2	70.7
Range	56.9	0.0	33.0	35.3	30.7	22.8	26.2	29.6	27.3

Vehicle Speed (+75 FT Vehicles)	Hour								
	Total	21:00-22:00	22:00-23:00	23:00-00:00	00:00-01:00	01:00-02:00	02:00-03:00	03:00-04:00	04:00-05:00
MPH									
< 10	0.0%	#DIV/0!	0.0%	0.0%	0.0%	0.0%	0.0%	0.0%	0.0%
10-14	0.0%	#DIV/0!	0.0%	0.0%	0.0%	0.0%	0.0%	0.0%	0.0%
15-19	0.0%	#DIV/0!	0.0%	0.0%	0.0%	0.0%	0.0%	0.0%	0.0%
20-24	0.0%	#DIV/0!	0.0%	0.0%	0.0%	0.0%	0.0%	0.0%	0.0%
25-29	0.0%	#DIV/0!	0.0%	0.0%	0.0%	0.0%	0.0%	0.0%	0.0%
30-34	13.0%	#DIV/0!	100.0%	14.3%	0.0%	14.3%	0.0%	0.0%	0.0%
35-39	13.0%	#DIV/0!	0.0%	0.0%	50.0%	28.6%	0.0%	0.0%	0.0%
40-44	4.3%	#DIV/0!	0.0%	14.3%	0.0%	0.0%	0.0%	0.0%	0.0%
45-49	21.7%	#DIV/0!	0.0%	28.6%	50.0%	14.3%	0.0%	0.0%	33.3%
50-54	30.4%	#DIV/0!	0.0%	42.9%	0.0%	42.9%	0.0%	0.0%	33.3%
55-59	17.4%	#DIV/0!	0.0%	0.0%	0.0%	0.0%	100.0%	100.0%	33.3%
60-64	0.0%	#DIV/0!	0.0%	0.0%	0.0%	0.0%	0.0%	0.0%	0.0%
65-69	0.0%	#DIV/0!	0.0%	0.0%	0.0%	0.0%	0.0%	0.0%	0.0%
70-74	0.0%	#DIV/0!	0.0%	0.0%	0.0%	0.0%	0.0%	0.0%	0.0%
>=75	0.0%	#DIV/0!	0.0%	0.0%	0.0%	0.0%	0.0%	0.0%	0.0%
Total # of vehicles	23	0	1	7	2	7	2	1	3
Average speed	47.3	#DIV/0!	32.0	47.0	41.7	44.5	56.5	59.3	52.9
St. Dev.	8.5	#DIV/0!	#DIV/0!	7.5	5.6	8.5	0.8	#DIV/0!	4.0
85th percentile	55.6	#NUM!	32.0	52.7	44.5	51.6	56.9	59.3	55.7
Min	32.0	0.0	32.0	33.2	37.7	32.0	55.9	59.3	49.1
Max	59.3	0.0	32.0	54.8	45.7	53.6	57.0	59.3	57.0
Range	27.3	0.0	0.0	21.6	8.0	21.6	1.1	0.0	8.0

Day 1 1<sup>st</sup> WZ

Vehicle Speed (all vehicles)	Total	Hour							
		21:00-22:00	22:00-23:00	23:00-00:00	00:00-01:00	01:00-02:00	02:00-03:00	03:00-04:00	04:00-05:00
MPH									
< 10	0.3%	#DIV/0!	1.2%	0.0%	0.0%	0.0%	0.0%	0.0%	0.0%
10-14	0.4%	#DIV/0!	1.6%	0.0%	0.0%	0.0%	0.0%	0.0%	0.0%
15-19	1.5%	#DIV/0!	5.4%	0.5%	0.0%	0.0%	0.0%	0.0%	0.0%
20-24	4.3%	#DIV/0!	11.7%	3.8%	3.0%	0.0%	0.0%	0.0%	0.0%
25-29	7.6%	#DIV/0!	12.1%	15.4%	7.5%	0.0%	1.2%	0.0%	0.0%
30-34	7.7%	#DIV/0!	13.2%	6.3%	11.2%	12.1%	0.0%	0.0%	0.9%
35-39	14.0%	#DIV/0!	21.0%	16.8%	13.4%	10.1%	9.8%	4.7%	7.0%
40-44	18.9%	#DIV/0!	18.3%	23.1%	17.2%	22.2%	24.4%	17.4%	8.8%
45-49	16.6%	#DIV/0!	9.7%	16.8%	18.7%	21.2%	20.7%	22.1%	18.4%
50-54	15.6%	#DIV/0!	4.3%	10.6%	20.9%	18.2%	18.3%	30.2%	28.9%
55-59	6.5%	#DIV/0!	0.8%	3.8%	5.2%	10.1%	8.5%	9.3%	19.3%
60-64	3.6%	#DIV/0!	0.8%	2.4%	1.5%	4.0%	7.3%	7.0%	8.8%
65-69	1.2%	#DIV/0!	0.0%	0.5%	1.5%	0.0%	4.9%	1.2%	3.5%
70-74	0.7%	#DIV/0!	0.0%	0.0%	0.0%	0.0%	2.4%	3.5%	1.8%
>=75	1.1%	#DIV/0!	0.0%	0.0%	0.0%	2.0%	2.4%	4.7%	2.6%
Total # of vehicles	980	0	257	208	134	99	82	86	114
Average speed	43.4	#DIV/0!	34.9	41.0	43.3	46.7	50.2	52.3	52.6
St. Dev.	11.6	#DIV/0!	10.4	9.8	9.5	8.8	9.4	9.8	8.9
85th percentile	54.4	#NUM!	45.9	51.2	52.2	55.4	60.7	60.7	60.7
Min	2.3	0.0	2.3	19.3	21.4	32.0	29.9	36.3	32.0
Max	86.3	0.0	63.9	66.1	67.1	75.6	76.7	86.3	86.3
Range	84.0	0.0	61.7	46.8	45.7	43.6	46.8	50.0	54.2

Vehicle Speed (0-25 FT Vehicles)	Total	Hour							
		21:00-22:00	22:00-23:00	23:00-00:00	00:00-01:00	01:00-02:00	02:00-03:00	03:00-04:00	04:00-05:00
MPH									
< 10	0.4%	#DIV/0!	1.5%	0.0%	0.0%	0.0%	0.0%	0.0%	0.0%
10-14	0.4%	#DIV/0!	1.5%	0.0%	0.0%	0.0%	0.0%	0.0%	0.0%
15-19	2.1%	#DIV/0!	6.5%	0.7%	0.0%	0.0%	0.0%	0.0%	0.0%
20-24	3.4%	#DIV/0!	10.6%	1.4%	0.0%	0.0%	0.0%	0.0%	0.0%
25-29	7.7%	#DIV/0!	11.1%	16.0%	6.2%	0.0%	1.9%	0.0%	0.0%
30-34	6.4%	#DIV/0!	12.1%	4.2%	6.2%	9.8%	0.0%	0.0%	1.5%
35-39	12.4%	#DIV/0!	21.6%	12.5%	12.4%	3.3%	7.4%	1.9%	5.9%
40-44	17.2%	#DIV/0!	16.6%	23.6%	17.5%	18.0%	16.7%	17.3%	4.4%
45-49	16.6%	#DIV/0!	11.1%	18.8%	20.6%	23.0%	20.4%	19.2%	11.8%
50-54	17.6%	#DIV/0!	5.5%	13.2%	25.8%	21.3%	25.9%	32.7%	29.4%
55-59	7.4%	#DIV/0!	1.0%	5.6%	7.2%	16.4%	9.3%	5.8%	22.1%
60-64	4.9%	#DIV/0!	1.0%	3.5%	2.1%	4.9%	9.3%	11.5%	14.7%
65-69	1.3%	#DIV/0!	0.0%	0.7%	2.1%	0.0%	5.6%	1.9%	2.9%
70-74	0.9%	#DIV/0!	0.0%	0.0%	0.0%	0.0%	1.9%	5.8%	2.9%
>=75	1.2%	#DIV/0!	0.0%	0.0%	0.0%	3.3%	1.9%	3.8%	4.4%
Total # of vehicles	675	0	199	144	97	61	54	52	68
Average speed	44.2	#DIV/0!	35.3	42.7	45.6	49.0	51.4	53.5	54.7
St. Dev.	12.1	#DIV/0!	10.9	10.0	8.9	9.2	9.5	9.3	9.7
85th percentile	55.4	#NUM!	45.9	52.8	53.9	57.5	61.8	62.2	62.9
Min	2.3	0.0	2.3	19.3	25.7	32.0	29.9	39.5	32.0
Max	86.3	0.0	63.9	66.1	67.1	75.6	76.7	77.8	86.3
Range	84.0	0.0	61.7	46.8	41.5	43.6	46.8	38.3	54.2

Vehicle Speed (25-50 FT Vehicles)	Hour								
	Total	21:00-22:00	22:00-23:00	23:00-00:00	00:00-01:00	01:00-02:00	02:00-03:00	03:00-04:00	04:00-05:00
MPH									
< 10	0.0%	#DIV/O!	0.0%	0.0%	0.0%	0.0%	0.0%	0.0%	0.0%
10-14	0.6%	#DIV/O!	2.4%	0.0%	0.0%	0.0%	0.0%	0.0%	0.0%
15-19	0.0%	#DIV/O!	0.0%	0.0%	0.0%	0.0%	0.0%	0.0%	0.0%
20-24	5.7%	#DIV/O!	14.6%	6.3%	12.5%	0.0%	0.0%	0.0%	0.0%
25-29	4.6%	#DIV/O!	7.3%	12.5%	6.3%	0.0%	0.0%	0.0%	0.0%
30-34	8.0%	#DIV/O!	19.5%	3.1%	12.5%	17.6%	0.0%	0.0%	0.0%
35-39	12.6%	#DIV/O!	17.1%	15.6%	18.8%	5.9%	11.1%	5.0%	9.7%
40-44	26.9%	#DIV/O!	31.7%	34.4%	18.8%	29.4%	33.3%	20.0%	16.1%
45-49	19.4%	#DIV/O!	7.3%	18.8%	18.8%	29.4%	27.8%	25.0%	22.6%
50-54	13.7%	#DIV/O!	0.0%	9.4%	12.5%	17.6%	0.0%	30.0%	32.3%
55-59	5.1%	#DIV/O!	0.0%	0.0%	0.0%	0.0%	11.1%	10.0%	16.1%
60-64	0.0%	#DIV/O!	0.0%	0.0%	0.0%	0.0%	0.0%	0.0%	0.0%
65-69	1.1%	#DIV/O!	0.0%	0.0%	0.0%	0.0%	5.6%	0.0%	3.2%
70-74	0.6%	#DIV/O!	0.0%	0.0%	0.0%	0.0%	5.6%	0.0%	0.0%
>=75	1.7%	#DIV/O!	0.0%	0.0%	0.0%	0.0%	5.6%	10.0%	0.0%
Total # of vehicles	175	0	41	32	16	17	18	20	31
Average speed	43.1	#DIV/O!	35.2	39.9	38.7	44.2	49.0	51.9	49.6
St. Dev.	10.5	#DIV/O!	8.6	8.0	8.9	6.8	9.7	12.3	6.6
85th percentile	51.2	#NUM!	43.7	46.9	46.7	50.3	57.8	55.9	55.4
Min	10.8	0.0	10.8	21.4	21.4	33.1	38.4	38.4	35.2
Max	86.3	0.0	46.9	52.2	50.1	54.4	74.6	86.3	66.1
Range	75.5	0.0	36.2	30.8	28.7	21.3	36.2	47.8	30.8

Vehicle Speed (50-75 FT Vehicles)	Hour								
	Total	21:00-22:00	22:00-23:00	23:00-00:00	00:00-01:00	01:00-02:00	02:00-03:00	03:00-04:00	04:00-05:00
MPH									
< 10	0.0%	#DIV/O!	0.0%	0.0%	0.0%	0.0%	0.0%	0.0%	0.0%
10-14	0.0%	#DIV/O!	0.0%	0.0%	0.0%	0.0%	0.0%	0.0%	0.0%
15-19	1.0%	#DIV/O!	7.1%	0.0%	0.0%	0.0%	0.0%	0.0%	0.0%
20-24	9.1%	#DIV/O!	21.4%	17.4%	12.5%	0.0%	0.0%	0.0%	0.0%
25-29	12.1%	#DIV/O!	35.7%	21.7%	12.5%	0.0%	0.0%	0.0%	0.0%
30-34	14.1%	#DIV/O!	7.1%	26.1%	37.5%	6.7%	0.0%	0.0%	0.0%
35-39	18.2%	#DIV/O!	21.4%	26.1%	6.3%	26.7%	22.2%	9.1%	9.1%
40-44	17.2%	#DIV/O!	7.1%	8.7%	12.5%	40.0%	44.4%	18.2%	0.0%
45-49	13.1%	#DIV/O!	0.0%	0.0%	12.5%	13.3%	11.1%	27.3%	45.5%
50-54	9.1%	#DIV/O!	0.0%	0.0%	6.3%	13.3%	11.1%	27.3%	18.2%
55-59	4.0%	#DIV/O!	0.0%	0.0%	0.0%	0.0%	0.0%	18.2%	18.2%
60-64	1.0%	#DIV/O!	0.0%	0.0%	0.0%	0.0%	11.1%	0.0%	0.0%
65-69	1.0%	#DIV/O!	0.0%	0.0%	0.0%	0.0%	0.0%	0.0%	9.1%
70-74	0.0%	#DIV/O!	0.0%	0.0%	0.0%	0.0%	0.0%	0.0%	0.0%
>=75	0.0%	#DIV/O!	0.0%	0.0%	0.0%	0.0%	0.0%	0.0%	0.0%
Total # of vehicles	99	0	14	23	16	15	9	11	11
Average speed	39.2	#DIV/O!	29.7	31.9	36.0	42.9	46.1	48.9	50.7
St. Dev.	10.1	#DIV/O!	6.5	6.1	8.6	5.2	7.3	5.6	7.6
85th percentile	49.4	#NUM!	36.3	38.8	45.3	47.8	51.4	54.4	56.5
Min	17.1	0.0	17.1	21.4	23.5	34.2	37.3	37.3	35.2
Max	66.1	0.0	41.6	42.7	52.2	52.2	61.8	56.5	66.1
Range	48.9	0.0	24.5	21.3	28.7	18.1	24.5	19.1	30.8

Vehicle Speed (+75 FT Vehicles)	Hour								
	Total	21:00-22:00	22:00-23:00	23:00-00:00	00:00-01:00	01:00-02:00	02:00-03:00	03:00-04:00	04:00-05:00
MPH									
< 10	0.0%	#DIV/0!	0.0%	0.0%	0.0%	0.0%	0.0%	0.0%	0.0%
10-14	0.0%	#DIV/0!	0.0%	0.0%	0.0%	0.0%	0.0%	0.0%	0.0%
15-19	0.0%	#DIV/0!	0.0%	0.0%	0.0%	0.0%	0.0%	0.0%	0.0%
20-24	0.0%	#DIV/0!	0.0%	0.0%	0.0%	0.0%	0.0%	0.0%	0.0%
25-29	6.5%	#DIV/0!	33.3%	0.0%	20.0%	0.0%	0.0%	0.0%	0.0%
30-34	12.9%	#DIV/0!	33.3%	0.0%	20.0%	33.3%	0.0%	0.0%	0.0%
35-39	41.9%	#DIV/0!	33.3%	66.7%	40.0%	50.0%	0.0%	33.3%	0.0%
40-44	16.1%	#DIV/0!	0.0%	11.1%	20.0%	0.0%	100.0%	0.0%	50.0%
45-49	12.9%	#DIV/0!	0.0%	22.2%	0.0%	0.0%	0.0%	33.3%	25.0%
50-54	3.2%	#DIV/0!	0.0%	0.0%	0.0%	0.0%	0.0%	0.0%	25.0%
55-59	3.2%	#DIV/0!	0.0%	0.0%	0.0%	0.0%	0.0%	33.3%	0.0%
60-64	3.2%	#DIV/0!	0.0%	0.0%	0.0%	16.7%	0.0%	0.0%	0.0%
65-69	0.0%	#DIV/0!	0.0%	0.0%	0.0%	0.0%	0.0%	0.0%	0.0%
70-74	0.0%	#DIV/0!	0.0%	0.0%	0.0%	0.0%	0.0%	0.0%	0.0%
>=75	0.0%	#DIV/0!	0.0%	0.0%	0.0%	0.0%	0.0%	0.0%	0.0%
Total # of vehicles	31	0	3	9	5	6	1	3	4
Average speed	40.3	#DIV/0!	32.7	40.4	35.4	40.0	42.7	47.6	46.4
St. Dev.	7.9	#DIV/0!	3.7	4.6	6.6	10.6	#DIV/0!	11.7	4.1
85th percentile	46.9	#NUM!	35.3	46.5	41.0	44.8	42.7	55.8	49.4
Min	27.8	0.0	28.8	35.2	27.8	32.0	42.7	36.3	42.7
Max	60.7	0.0	36.3	46.9	44.8	60.7	42.7	59.7	52.2
Range	33.0	0.0	7.4	11.7	17.0	28.7	0.0	23.4	9.6

Day 1 2<sup>nd</sup> WZ

Vehicle Speed (all vehicles)	Total	Hour							
		21:00-22:00	22:00-23:00	23:00-00:00	00:00-01:00	01:00-02:00	02:00-03:00	03:00-04:00	04:00-05:00
MPH									
< 10	0.0%	#DIV/0!	0.0%	0.0%	0.0%	0.0%	0.0%	0.0%	0.0%
10-14	0.1%	#DIV/0!	0.0%	0.0%	0.0%	0.0%	1.2%	0.0%	0.0%
15-19	1.2%	#DIV/0!	0.0%	0.0%	0.0%	0.9%	12.9%	0.0%	0.9%
20-24	2.7%	#DIV/0!	0.0%	0.5%	0.7%	5.5%	16.5%	3.7%	1.7%
25-29	6.7%	#DIV/0!	1.0%	8.8%	4.3%	10.9%	15.3%	13.0%	4.3%
30-34	14.7%	#DIV/0!	6.2%	7.8%	10.7%	27.3%	12.9%	23.1%	34.8%
35-39	19.8%	#DIV/0!	23.3%	21.6%	15.7%	19.1%	15.3%	18.5%	18.3%
40-44	22.6%	#DIV/0!	32.9%	22.5%	27.1%	16.4%	8.2%	15.7%	13.9%
45-49	17.9%	#DIV/0!	20.9%	21.6%	21.4%	12.7%	8.2%	16.7%	13.0%
50-54	8.9%	#DIV/0!	8.9%	11.3%	12.9%	3.6%	7.1%	6.5%	8.7%
55-59	3.5%	#DIV/0!	5.1%	3.4%	5.0%	3.6%	0.0%	1.9%	1.7%
60-64	1.1%	#DIV/0!	0.7%	1.0%	1.4%	0.0%	2.4%	0.9%	2.6%
65-69	0.5%	#DIV/0!	0.7%	1.0%	0.7%	0.0%	0.0%	0.0%	0.0%
70-74	0.2%	#DIV/0!	0.3%	0.5%	0.0%	0.0%	0.0%	0.0%	0.0%
>=75	0.0%	#DIV/0!	0.0%	0.0%	0.0%	0.0%	0.0%	0.0%	0.0%
Total # of vehicles	1054	0	292	204	140	110	85	108	115
Average speed	40.4	#DIV/0!	43.3	42.1	43.0	37.0	32.4	38.0	38.6
St. Dev.	9.0	#DIV/0!	7.0	8.7	8.1	8.1	11.4	8.5	8.7
85th percentile	49.0	#NUM!	50.0	50.6	51.0	46.0	45.0	47.0	49.0
Min	11.0	0.0	28.0	24.0	21.0	16.0	11.0	24.0	18.0
Max	74.0	0.0	72.0	74.0	66.0	57.0	61.0	62.0	62.0
Range	63.0	0.0	44.0	50.0	45.0	41.0	50.0	38.0	44.0

Vehicle Speed (0-25 FT Vehicles)	Total	Hour							
		21:00-22:00	22:00-23:00	23:00-00:00	00:00-01:00	01:00-02:00	02:00-03:00	03:00-04:00	04:00-05:00
MPH									
< 10	0.0%	#DIV/0!	0.0%	0.0%	0.0%	0.0%	0.0%	0.0%	0.0%
10-14	0.1%	#DIV/0!	0.0%	0.0%	0.0%	0.0%	1.7%	0.0%	0.0%
15-19	1.0%	#DIV/0!	0.0%	0.0%	0.0%	1.4%	10.3%	0.0%	0.0%
20-24	2.5%	#DIV/0!	0.0%	0.7%	0.0%	2.9%	19.0%	7.0%	0.0%
25-29	5.8%	#DIV/0!	0.9%	9.6%	2.0%	12.9%	10.3%	10.5%	4.5%
30-34	12.0%	#DIV/0!	4.4%	8.2%	9.9%	28.6%	13.8%	14.0%	28.8%
35-39	18.4%	#DIV/0!	23.1%	18.5%	14.9%	14.3%	12.1%	17.5%	18.2%
40-44	23.1%	#DIV/0!	32.4%	19.9%	26.7%	14.3%	8.6%	19.3%	18.2%
45-49	20.2%	#DIV/0!	23.1%	23.3%	22.8%	15.7%	10.3%	17.5%	15.2%
50-54	11.1%	#DIV/0!	8.9%	13.7%	16.8%	5.7%	10.3%	10.5%	10.6%
55-59	3.9%	#DIV/0!	5.3%	3.4%	5.9%	4.3%	0.0%	1.8%	1.5%
60-64	1.2%	#DIV/0!	0.4%	1.4%	1.0%	0.0%	3.4%	1.8%	3.0%
65-69	0.6%	#DIV/0!	0.9%	1.4%	0.0%	0.0%	0.0%	0.0%	0.0%
70-74	0.1%	#DIV/0!	0.4%	0.0%	0.0%	0.0%	0.0%	0.0%	0.0%
>=75	0.0%	#DIV/0!	0.0%	0.0%	0.0%	0.0%	0.0%	0.0%	0.0%
Total # of vehicles	723	0	225	146	101	70	58	57	66
Average speed	41.4	#DIV/0!	43.7	42.4	44.0	37.7	33.7	39.2	40.2
St. Dev.	8.9	#DIV/0!	7.0	8.8	7.5	8.5	12.3	9.1	8.3
85th percentile	50.0	#NUM!	50.4	52.0	52.0	47.3	47.9	48.0	49.3
Min	11.0	0.0	29.0	24.0	26.0	16.0	11.0	24.0	26.0
Max	72.0	0.0	72.0	68.0	60.0	57.0	61.0	62.0	61.0
Range	61.0	0.0	43.0	44.0	34.0	41.0	50.0	38.0	35.0



Vehicle Speed (25-50 FT Vehicles)	Hour								
	Total	21:00-22:00	22:00-23:00	23:00-00:00	00:00-01:00	01:00-02:00	02:00-03:00	03:00-04:00	04:00-05:00
MPH									
< 10	0.0%	#DIV/0!	0.0%	0.0%	0.0%	0.0%	0.0%	0.0%	0.0%
10-14	0.0%	#DIV/0!	0.0%	0.0%	0.0%	0.0%	0.0%	0.0%	0.0%
15-19	1.9%	#DIV/0!	0.0%	0.0%	0.0%	0.0%	20.0%	0.0%	5.3%
20-24	0.6%	#DIV/0!	0.0%	0.0%	0.0%	6.7%	0.0%	0.0%	0.0%
25-29	4.4%	#DIV/0!	0.0%	9.1%	5.6%	0.0%	10.0%	5.9%	5.3%
30-34	11.9%	#DIV/0!	8.5%	6.1%	11.1%	20.0%	0.0%	5.9%	36.8%
35-39	23.9%	#DIV/0!	25.5%	24.2%	5.6%	26.7%	50.0%	35.3%	10.5%
40-44	30.8%	#DIV/0!	40.4%	30.3%	38.9%	26.7%	20.0%	23.5%	15.8%
45-49	15.7%	#DIV/0!	10.6%	18.2%	27.8%	13.3%	0.0%	23.5%	15.8%
50-54	5.0%	#DIV/0!	8.5%	6.1%	5.6%	0.0%	0.0%	0.0%	5.3%
55-59	3.8%	#DIV/0!	4.3%	3.0%	0.0%	6.7%	0.0%	5.9%	5.3%
60-64	0.6%	#DIV/0!	2.1%	0.0%	0.0%	0.0%	0.0%	0.0%	0.0%
65-69	0.6%	#DIV/0!	0.0%	0.0%	5.6%	0.0%	0.0%	0.0%	0.0%
70-74	0.6%	#DIV/0!	0.0%	3.0%	0.0%	0.0%	0.0%	0.0%	0.0%
>=75	0.0%	#DIV/0!	0.0%	0.0%	0.0%	0.0%	0.0%	0.0%	0.0%
Total # of vehicles	159	0	47	33	18	15	10	17	19
Average speed	40.8	#DIV/0!	42.3	42.1	42.9	38.9	33.7	41.2	37.3
St. Dev.	8.2	#DIV/0!	6.5	9.1	8.3	7.5	9.1	7.0	9.4
85th percentile	48.0	#NUM!	49.1	48.0	47.5	44.9	39.7	47.6	46.9
Min	17.0	0.0	32.0	28.0	26.0	22.0	17.0	28.0	18.0
Max	74.0	0.0	61.0	74.0	66.0	55.0	43.0	57.0	55.0
Range	57.0	0.0	29.0	46.0	40.0	33.0	26.0	29.0	37.0

Vehicle Speed (50-75 FT Vehicles)	Hour								
	Total	21:00-22:00	22:00-23:00	23:00-00:00	00:00-01:00	01:00-02:00	02:00-03:00	03:00-04:00	04:00-05:00
MPH									
< 10	0.0%	#DIV/0!	0.0%	0.0%	0.0%	0.0%	0.0%	0.0%	0.0%
10-14	0.0%	#DIV/0!	0.0%	0.0%	0.0%	0.0%	0.0%	0.0%	0.0%
15-19	2.3%	#DIV/0!	0.0%	0.0%	0.0%	0.0%	21.4%	0.0%	0.0%
20-24	6.9%	#DIV/0!	0.0%	0.0%	5.6%	18.8%	21.4%	0.0%	9.5%
25-29	13.7%	#DIV/0!	5.9%	5.6%	16.7%	12.5%	28.6%	22.2%	4.8%
30-34	29.8%	#DIV/0!	17.6%	11.1%	16.7%	25.0%	14.3%	55.6%	47.6%
35-39	19.8%	#DIV/0!	23.5%	27.8%	22.2%	25.0%	7.1%	11.1%	23.8%
40-44	13.0%	#DIV/0!	17.6%	38.9%	22.2%	12.5%	0.0%	0.0%	4.8%
45-49	10.7%	#DIV/0!	23.5%	16.7%	11.1%	6.3%	7.1%	11.1%	0.0%
50-54	2.3%	#DIV/0!	5.9%	0.0%	0.0%	0.0%	0.0%	0.0%	9.5%
55-59	0.8%	#DIV/0!	5.9%	0.0%	0.0%	0.0%	0.0%	0.0%	0.0%
60-64	0.8%	#DIV/0!	0.0%	0.0%	5.6%	0.0%	0.0%	0.0%	0.0%
65-69	0.0%	#DIV/0!	0.0%	0.0%	0.0%	0.0%	0.0%	0.0%	0.0%
70-74	0.0%	#DIV/0!	0.0%	0.0%	0.0%	0.0%	0.0%	0.0%	0.0%
>=75	0.0%	#DIV/0!	0.0%	0.0%	0.0%	0.0%	0.0%	0.0%	0.0%
Total # of vehicles	131	0	17	18	18	16	14	27	21
Average speed	35.1	#DIV/0!	41.2	38.9	37.4	33.4	26.9	32.9	34.7
St. Dev.	8.2	#DIV/0!	8.0	5.6	9.5	7.5	8.2	5.6	7.4
85th percentile	44.0	#NUM!	48.2	44.5	45.4	41.3	33.1	38.1	37.0
Min	18.0	0.0	28.0	27.0	21.0	23.0	18.0	25.0	22.0
Max	60.0	0.0	59.0	47.0	60.0	49.0	48.0	46.0	53.0
Range	42.0	0.0	31.0	20.0	39.0	26.0	30.0	21.0	31.0

Vehicle Speed (+75 FT Vehicles)	Hour								
	Total	21:00-22:00	22:00-23:00	23:00-00:00	00:00-01:00	01:00-02:00	02:00-03:00	03:00-04:00	04:00-05:00
MPH									
< 10	0.0%	#DIV/0!	0.0%	0.0%	0.0%	0.0%	0.0%	0.0%	0.0%
10-14	0.0%	#DIV/0!	0.0%	0.0%	0.0%	0.0%	0.0%	0.0%	0.0%
15-19	0.0%	#DIV/0!	0.0%	0.0%	0.0%	0.0%	0.0%	0.0%	0.0%
20-24	0.0%	#DIV/0!	0.0%	0.0%	0.0%	0.0%	0.0%	0.0%	0.0%
25-29	9.8%	#DIV/0!	0.0%	0.0%	0.0%	11.1%	66.7%	14.3%	0.0%
30-34	24.4%	#DIV/0!	33.3%	0.0%	0.0%	33.3%	33.3%	14.3%	44.4%
35-39	29.3%	#DIV/0!	0.0%	57.1%	66.7%	33.3%	0.0%	14.3%	22.2%
40-44	12.2%	#DIV/0!	33.3%	0.0%	0.0%	22.2%	0.0%	28.6%	0.0%
45-49	9.8%	#DIV/0!	0.0%	14.3%	0.0%	0.0%	0.0%	14.3%	22.2%
50-54	7.3%	#DIV/0!	33.3%	14.3%	0.0%	0.0%	0.0%	14.3%	0.0%
55-59	4.9%	#DIV/0!	0.0%	14.3%	33.3%	0.0%	0.0%	0.0%	0.0%
60-64	2.4%	#DIV/0!	0.0%	0.0%	0.0%	0.0%	0.0%	0.0%	11.1%
65-69	0.0%	#DIV/0!	0.0%	0.0%	0.0%	0.0%	0.0%	0.0%	0.0%
70-74	0.0%	#DIV/0!	0.0%	0.0%	0.0%	0.0%	0.0%	0.0%	0.0%
>=75	0.0%	#DIV/0!	0.0%	0.0%	0.0%	0.0%	0.0%	0.0%	0.0%
Total # of vehicles	41	0	3	7	3	9	3	7	9
Average speed	38.8	#DIV/0!	42.0	42.9	42.7	34.7	29.0	40.1	39.4
St. Dev.	9.0	#DIV/0!	10.5	9.8	10.8	4.6	2.6	8.7	10.7
85th percentile	49.0	#NUM!	49.4	53.6	49.9	39.2	30.8	45.9	48.4
Min	26.0	0.0	32.0	35.0	35.0	26.0	27.0	28.0	30.0
Max	62.0	0.0	53.0	59.0	55.0	42.0	32.0	54.0	62.0
Range	36.0	0.0	21.0	24.0	20.0	16.0	5.0	26.0	32.0

Day 1 3<sup>rd</sup> WZ

Vehicle Speed (all vehicles)	Total	Hour							
		21:00-22:00	22:00-23:00	23:00-00:00	00:00-01:00	01:00-02:00	02:00-03:00	03:00-04:00	04:00-05:00
MPH									
< 10	0.4%	#DIV/0!	0.0%	0.0%	0.0%	0.0%	0.0%	0.0%	3.3%
10-14	0.7%	#DIV/0!	0.0%	0.0%	0.0%	0.0%	0.0%	2.8%	3.3%
15-19	1.0%	#DIV/0!	0.0%	0.0%	0.0%	0.0%	0.0%	0.9%	7.4%
20-24	1.0%	#DIV/0!	0.7%	0.0%	0.0%	0.0%	0.0%	2.8%	4.1%
25-29	3.2%	#DIV/0!	2.8%	0.5%	0.0%	1.8%	1.2%	5.6%	12.3%
30-34	6.2%	#DIV/0!	8.5%	7.1%	2.2%	0.0%	1.2%	10.2%	9.0%
35-39	12.6%	#DIV/0!	18.1%	13.1%	9.6%	4.6%	3.5%	13.9%	14.8%
40-44	20.2%	#DIV/0!	17.7%	21.7%	14.7%	15.6%	23.5%	29.6%	23.0%
45-49	21.0%	#DIV/0!	20.9%	23.7%	23.5%	21.1%	27.1%	16.7%	13.1%
50-54	19.9%	#DIV/0!	16.3%	21.2%	31.6%	34.9%	18.8%	11.1%	8.2%
55-59	7.6%	#DIV/0!	9.6%	5.1%	9.6%	13.8%	10.6%	3.7%	0.8%
60-64	3.8%	#DIV/0!	2.5%	4.5%	6.6%	6.4%	5.9%	1.9%	0.0%
65-69	2.0%	#DIV/0!	2.1%	2.5%	2.2%	0.9%	5.9%	0.9%	0.0%
70-74	0.5%	#DIV/0!	0.4%	0.0%	0.0%	0.9%	2.4%	0.0%	0.8%
>=75	0.2%	#DIV/0!	0.4%	0.5%	0.0%	0.0%	0.0%	0.0%	0.0%
Total # of vehicles	1040	0	282	198	136	109	85	108	122
Average speed	45.6	#DIV/0!	45.6	46.7	49.7	50.2	50.3	41.3	35.9
St. Dev.	10.1	#DIV/0!	9.2	8.4	7.3	7.3	8.5	10.1	12.1
85th percentile	54.6	#NUM!	54.6	54.6	56.9	56.9	59.2	50.1	46.6
Min	5.5	0.0	24.9	28.3	32.9	27.2	29.5	11.2	5.5
Max	79.8	0.0	79.8	75.2	67.2	72.9	71.8	68.4	70.6
Range	74.3	0.0	54.9	46.9	34.3	45.7	42.3	57.2	65.2

Vehicle Speed (0-25 FT Vehicles)	Total	Hour							
		21:00-22:00	22:00-23:00	23:00-00:00	00:00-01:00	01:00-02:00	02:00-03:00	03:00-04:00	04:00-05:00
MPH									
< 10	0.6%	#DIV/0!	0.0%	0.0%	0.0%	0.0%	0.0%	0.0%	5.6%
10-14	0.3%	#DIV/0!	0.0%	0.0%	0.0%	0.0%	0.0%	1.8%	1.4%
15-19	0.9%	#DIV/0!	0.0%	0.0%	0.0%	0.0%	0.0%	1.8%	6.9%
20-24	0.9%	#DIV/0!	1.0%	0.0%	0.0%	0.0%	0.0%	1.8%	4.2%
25-29	3.1%	#DIV/0!	3.3%	0.7%	0.0%	1.6%	0.0%	3.6%	13.9%
30-34	6.8%	#DIV/0!	9.5%	8.6%	2.2%	0.0%	0.0%	12.7%	8.3%
35-39	11.2%	#DIV/0!	16.7%	12.2%	4.3%	4.7%	1.9%	10.9%	15.3%
40-44	17.8%	#DIV/0!	16.7%	21.6%	14.0%	9.4%	24.1%	23.6%	16.7%
45-49	21.1%	#DIV/0!	23.3%	20.9%	25.8%	17.2%	20.4%	21.8%	12.5%
50-54	21.0%	#DIV/0!	15.2%	20.9%	31.2%	42.2%	20.4%	12.7%	12.5%
55-59	9.2%	#DIV/0!	9.0%	5.8%	12.9%	17.2%	16.7%	5.5%	1.4%
60-64	4.5%	#DIV/0!	2.9%	5.8%	8.6%	6.3%	5.6%	3.6%	0.0%
65-69	2.0%	#DIV/0!	1.9%	3.6%	1.1%	0.0%	7.4%	0.0%	0.0%
70-74	0.6%	#DIV/0!	0.0%	0.0%	0.0%	1.6%	3.7%	0.0%	1.4%
>=75	0.1%	#DIV/0!	0.5%	0.0%	0.0%	0.0%	0.0%	0.0%	0.0%
Total # of vehicles	687	0	210	139	93	64	54	55	72
Average speed	46.2	#DIV/0!	45.2	47.0	50.6	51.3	52.1	42.3	36.4
St. Dev.	10.2	#DIV/0!	9.3	8.8	7.0	6.9	8.5	10.2	13.2
85th percentile	55.8	#NUM!	54.6	55.0	56.9	56.9	60.4	51.2	49.3
Min	5.5	0.0	24.9	28.3	32.9	29.5	36.3	12.3	5.5
Max	79.8	0.0	79.8	68.4	67.2	72.9	71.8	63.8	70.6
Range	74.3	0.0	54.9	40.0	34.3	43.5	35.5	51.5	65.2

Vehicle Speed (25-50 FT Vehicles)	Hour								
	Total	21:00-22:00	22:00-23:00	23:00-00:00	00:00-01:00	01:00-02:00	02:00-03:00	03:00-04:00	04:00-05:00
MPH									
< 10	0.0%	#DIV/O!	0.0%	0.0%	0.0%	0.0%	0.0%	0.0%	0.0%
10-14	1.8%	#DIV/O!	0.0%	0.0%	0.0%	0.0%	0.0%	5.6%	10.0%
15-19	0.6%	#DIV/O!	0.0%	0.0%	0.0%	0.0%	0.0%	0.0%	5.0%
20-24	0.0%	#DIV/O!	0.0%	0.0%	0.0%	0.0%	0.0%	0.0%	0.0%
25-29	1.2%	#DIV/O!	0.0%	0.0%	0.0%	0.0%	0.0%	5.6%	5.0%
30-34	4.2%	#DIV/O!	4.4%	6.5%	5.0%	0.0%	0.0%	5.6%	5.0%
35-39	16.4%	#DIV/O!	22.2%	19.4%	25.0%	5.3%	8.3%	16.7%	5.0%
40-44	25.5%	#DIV/O!	20.0%	16.1%	15.0%	21.1%	41.7%	33.3%	50.0%
45-49	20.6%	#DIV/O!	15.6%	35.5%	15.0%	15.8%	33.3%	11.1%	20.0%
50-54	18.2%	#DIV/O!	15.6%	16.1%	30.0%	36.8%	16.7%	16.7%	0.0%
55-59	4.8%	#DIV/O!	13.3%	3.2%	0.0%	5.3%	0.0%	0.0%	0.0%
60-64	2.4%	#DIV/O!	2.2%	0.0%	5.0%	10.5%	0.0%	0.0%	0.0%
65-69	3.0%	#DIV/O!	4.4%	0.0%	5.0%	5.3%	0.0%	5.6%	0.0%
70-74	0.6%	#DIV/O!	2.2%	0.0%	0.0%	0.0%	0.0%	0.0%	0.0%
>=75	0.6%	#DIV/O!	0.0%	3.2%	0.0%	0.0%	0.0%	0.0%	0.0%
Total # of vehicles	165	0	45	31	20	19	12	18	20
Average speed	45.7	#DIV/O!	47.8	45.8	47.2	50.2	45.7	42.4	37.6
St. Dev.	9.7	#DIV/O!	9.7	8.3	8.6	8.1	4.2	10.9	11.4
85th percentile	54.6	#NUM!	58.5	52.3	54.6	57.1	49.3	50.6	45.5
Min	11.2	0.0	32.9	31.8	32.9	35.2	38.6	14.6	11.2
Max	75.2	0.0	71.8	75.2	66.1	66.1	54.6	68.4	47.8
Range	64.0	0.0	38.9	43.5	33.2	30.9	16.0	53.8	36.6

Vehicle Speed (50-75 FT Vehicles)	Hour								
	Total	21:00-22:00	22:00-23:00	23:00-00:00	00:00-01:00	01:00-02:00	02:00-03:00	03:00-04:00	04:00-05:00
MPH									
< 10	0.0%	#DIV/O!	0.0%	0.0%	0.0%	0.0%	0.0%	0.0%	0.0%
10-14	1.4%	#DIV/O!	0.0%	0.0%	0.0%	0.0%	0.0%	3.6%	4.5%
15-19	2.1%	#DIV/O!	0.0%	0.0%	0.0%	0.0%	0.0%	0.0%	13.6%
20-24	2.1%	#DIV/O!	0.0%	0.0%	0.0%	0.0%	0.0%	7.1%	4.5%
25-29	6.2%	#DIV/O!	4.0%	0.0%	0.0%	5.6%	6.7%	10.7%	13.6%
30-34	5.5%	#DIV/O!	4.0%	0.0%	0.0%	0.0%	6.7%	10.7%	13.6%
35-39	13.1%	#DIV/O!	24.0%	5.0%	11.8%	5.6%	6.7%	10.7%	22.7%
40-44	24.1%	#DIV/O!	24.0%	30.0%	17.6%	27.8%	6.7%	39.3%	13.6%
45-49	20.7%	#DIV/O!	12.0%	25.0%	23.5%	33.3%	40.0%	14.3%	9.1%
50-54	18.6%	#DIV/O!	28.0%	35.0%	35.3%	11.1%	20.0%	3.6%	4.5%
55-59	3.4%	#DIV/O!	4.0%	5.0%	5.9%	11.1%	0.0%	0.0%	0.0%
60-64	2.1%	#DIV/O!	0.0%	0.0%	0.0%	5.6%	13.3%	0.0%	0.0%
65-69	0.7%	#DIV/O!	0.0%	0.0%	5.9%	0.0%	0.0%	0.0%	0.0%
70-74	0.0%	#DIV/O!	0.0%	0.0%	0.0%	0.0%	0.0%	0.0%	0.0%
>=75	0.0%	#DIV/O!	0.0%	0.0%	0.0%	0.0%	0.0%	0.0%	0.0%
Total # of vehicles	145	0	25	20	17	18	15	28	22
Average speed	43.1	#DIV/O!	44.6	47.1	49.7	46.7	47.5	38.2	32.8
St. Dev.	9.9	#DIV/O!	7.2	5.4	6.7	7.8	9.2	9.5	10.4
85th percentile	52.3	#NUM!	51.7	52.5	54.2	54.3	53.5	45.4	43.0
Min	11.2	0.0	29.5	35.2	39.8	27.2	29.5	11.2	13.5
Max	66.1	0.0	59.2	55.8	66.1	60.3	62.6	53.5	51.2
Range	54.9	0.0	29.7	20.6	26.3	33.2	33.2	42.3	37.7

Vehicle Speed (+75 FT Vehicles)	Hour								
	Total	21:00-22:00	22:00-23:00	23:00-00:00	00:00-01:00	01:00-02:00	02:00-03:00	03:00-04:00	04:00-05:00
MPH									
< 10	0.0%	#DIV/0!	0.0%	0.0%	0.0%	0.0%	0.0%	0.0%	0.0%
10-14	0.0%	#DIV/0!	0.0%	0.0%	0.0%	0.0%	0.0%	0.0%	0.0%
15-19	0.0%	#DIV/0!	0.0%	0.0%	0.0%	0.0%	0.0%	0.0%	0.0%
20-24	2.3%	#DIV/0!	0.0%	0.0%	0.0%	0.0%	0.0%	0.0%	12.5%
25-29	2.3%	#DIV/0!	0.0%	0.0%	0.0%	0.0%	0.0%	0.0%	12.5%
30-34	4.7%	#DIV/0!	50.0%	0.0%	0.0%	0.0%	0.0%	0.0%	12.5%
35-39	18.6%	#DIV/0!	0.0%	25.0%	33.3%	0.0%	0.0%	42.9%	12.5%
40-44	25.6%	#DIV/0!	0.0%	25.0%	16.7%	25.0%	25.0%	28.6%	37.5%
45-49	20.9%	#DIV/0!	0.0%	25.0%	16.7%	37.5%	50.0%	0.0%	12.5%
50-54	14.0%	#DIV/0!	0.0%	12.5%	33.3%	25.0%	0.0%	14.3%	0.0%
55-59	7.0%	#DIV/0!	50.0%	0.0%	0.0%	12.5%	0.0%	14.3%	0.0%
60-64	2.3%	#DIV/0!	0.0%	12.5%	0.0%	0.0%	0.0%	0.0%	0.0%
65-69	2.3%	#DIV/0!	0.0%	0.0%	0.0%	0.0%	25.0%	0.0%	0.0%
70-74	0.0%	#DIV/0!	0.0%	0.0%	0.0%	0.0%	0.0%	0.0%	0.0%
>=75	0.0%	#DIV/0!	0.0%	0.0%	0.0%	0.0%	0.0%	0.0%	0.0%
Total # of vehicles	43	0	2	8	6	8	4	7	8
Average speed	44.4	#DIV/0!	43.2	45.3	44.7	48.9	51.2	43.8	36.3
St. Dev.	8.7	#DIV/0!	17.8	7.9	5.7	5.3	10.4	8.1	7.9
85th percentile	51.2	#NUM!	52.0	49.9	51.2	51.2	58.3	51.0	43.1
Min	23.7	0.0	30.6	37.5	38.6	43.2	42.0	35.2	23.7
Max	66.1	0.0	55.8	61.5	51.2	59.2	66.1	59.2	46.6
Range	42.3	0.0	25.2	24.0	12.6	16.0	24.0	24.0	22.9

### Day 2 Before Road Work Ahead Signs

Vehicle Speed (all vehicles)	Hour											
	Total	20:00-21:00	21:00-22:00	22:00-23:00	23:00-00:00	00:00-01:00	01:00-02:00	02:00-03:00	03:00-04:00	04:00-05:00	05:00-06:00	06:00-07:00
MPH												
< 10	0.0%	#DIV/0!	0.0%	0.0%	0.0%	0.0%	0.0%	0.0%	0.0%	0.0%	#DIV/0!	#DIV/0!
10-14	0.0%	#DIV/0!	0.0%	0.0%	0.0%	0.0%	0.0%	0.0%	0.0%	0.0%	#DIV/0!	#DIV/0!
15-19	0.0%	#DIV/0!	0.0%	0.0%	0.0%	0.0%	0.0%	0.0%	0.0%	0.0%	#DIV/0!	#DIV/0!
20-24	0.0%	#DIV/0!	0.0%	0.0%	0.0%	0.0%	0.0%	0.0%	0.0%	0.0%	#DIV/0!	#DIV/0!
25-29	0.1%	#DIV/0!	0.0%	0.0%	0.0%	0.7%	0.0%	0.0%	0.0%	0.0%	#DIV/0!	#DIV/0!
30-34	0.2%	#DIV/0!	0.0%	0.0%	0.5%	0.7%	0.0%	0.0%	0.0%	0.0%	#DIV/0!	#DIV/0!
35-39	0.7%	#DIV/0!	1.0%	0.4%	1.1%	1.5%	0.0%	0.0%	0.0%	1.1%	#DIV/0!	#DIV/0!
40-44	3.9%	#DIV/0!	3.3%	4.4%	4.3%	2.9%	4.2%	1.3%	6.5%	4.2%	#DIV/0!	#DIV/0!
45-49	7.2%	#DIV/0!	5.0%	7.5%	6.0%	6.6%	6.3%	11.7%	8.7%	11.9%	#DIV/0!	#DIV/0!
50-54	9.9%	#DIV/0!	11.4%	11.1%	9.2%	9.5%	6.3%	9.1%	12.0%	7.6%	#DIV/0!	#DIV/0!
55-59	17.7%	#DIV/0!	16.4%	18.1%	13.6%	19.0%	25.3%	13.0%	20.7%	19.5%	#DIV/0!	#DIV/0!
60-64	15.6%	#DIV/0!	15.4%	15.0%	17.9%	19.7%	13.7%	11.7%	18.5%	10.2%	#DIV/0!	#DIV/0!
65-69	15.1%	#DIV/0!	14.7%	15.5%	16.3%	13.1%	9.5%	19.5%	12.0%	20.3%	#DIV/0!	#DIV/0!
70-74	12.1%	#DIV/0!	13.4%	9.7%	12.0%	12.4%	10.5%	18.2%	12.0%	10.2%	#DIV/0!	#DIV/0!
>=75	17.5%	#DIV/0!	19.4%	18.1%	19.0%	13.9%	24.2%	15.6%	8.7%	16.1%	#DIV/0!	#DIV/0!
Total # of vehicles	1228	0	299	226	184	137	95	77	92	118	0	0
Average speed	63.5	#DIV/0!	64.0	63.7	64.0	63.0	64.6	64.1	59.8	63.2	#DIV/0!	#DIV/0!
St. Dev.	11.8	#DIV/0!	11.7	12.0	11.5	12.1	11.6	11.1	9.8	12.7	#DIV/0!	#DIV/0!
85th percentile	75.2	#NUM!	75.3	76.7	75.9	73.5	78.1	74.6	70.1	74.1	#NUM!	#NUM!
Min	30.0	0.0	35.2	35.7	32.0	30.0	41.5	44.9	36.8	40.3	0.0	0.0
Max	103.6	0.0	103.6	96.4	97.3	103.6	86.8	99.4	79.4	101.5	0.0	0.0
Range	73.7	0.0	68.5	60.7	65.3	73.7	45.3	54.6	42.6	61.3	0.0	0.0

Vehicle Speed (0-25 FT Vehicles)	Hour											
	Total	20:00-21:00	21:00-22:00	22:00-23:00	23:00-00:00	00:00-01:00	01:00-02:00	02:00-03:00	03:00-04:00	04:00-05:00	05:00-06:00	06:00-07:00
MPH												
< 10	0.0%	#DIV/0!	0.0%	0.0%	0.0%	0.0%	0.0%	0.0%	0.0%	0.0%	#DIV/0!	#DIV/0!
10-14	0.0%	#DIV/0!	0.0%	0.0%	0.0%	0.0%	0.0%	0.0%	0.0%	0.0%	#DIV/0!	#DIV/0!
15-19	0.0%	#DIV/0!	0.0%	0.0%	0.0%	0.0%	0.0%	0.0%	0.0%	0.0%	#DIV/0!	#DIV/0!
20-24	0.0%	#DIV/0!	0.0%	0.0%	0.0%	0.0%	0.0%	0.0%	0.0%	0.0%	#DIV/0!	#DIV/0!
25-29	0.1%	#DIV/0!	0.0%	0.0%	0.0%	1.1%	0.0%	0.0%	0.0%	0.0%	#DIV/0!	#DIV/0!
30-34	0.1%	#DIV/0!	0.0%	0.0%	0.8%	0.0%	0.0%	0.0%	0.0%	0.0%	#DIV/0!	#DIV/0!
35-39	0.5%	#DIV/0!	0.5%	0.0%	1.6%	0.0%	0.0%	0.0%	2.2%	0.0%	#DIV/0!	#DIV/0!
40-44	2.7%	#DIV/0!	2.5%	2.6%	1.6%	3.4%	3.1%	1.9%	6.5%	2.6%	#DIV/0!	#DIV/0!
45-49	3.6%	#DIV/0!	3.0%	3.9%	0.8%	8.0%	0.0%	3.8%	4.3%	6.5%	#DIV/0!	#DIV/0!
50-54	5.0%	#DIV/0!	6.0%	5.2%	4.0%	2.3%	6.3%	5.8%	4.3%	5.2%	#DIV/0!	#DIV/0!
55-59	12.3%	#DIV/0!	9.0%	15.0%	10.4%	12.5%	15.6%	7.7%	19.6%	14.3%	#DIV/0!	#DIV/0!
60-64	15.8%	#DIV/0!	16.4%	15.7%	18.4%	20.5%	17.2%	11.5%	15.2%	6.5%	#DIV/0!	#DIV/0!
65-69	18.7%	#DIV/0!	18.9%	17.6%	19.2%	15.9%	12.5%	25.0%	13.0%	27.3%	#DIV/0!	#DIV/0!
70-74	16.6%	#DIV/0!	18.4%	13.7%	16.0%	17.0%	14.1%	23.1%	19.6%	14.3%	#DIV/0!	#DIV/0!
>=75	24.6%	#DIV/0!	25.4%	26.1%	27.2%	19.3%	31.3%	21.2%	15.2%	23.4%	#DIV/0!	#DIV/0!
Total # of vehicles	806	0	201	153	125	88	64	52	46	77	0	0
Average speed	67.1	#DIV/0!	67.5	67.5	67.9	65.8	68.0	67.1	62.9	67.2	#DIV/0!	#DIV/0!
St. Dev.	11.4	#DIV/0!	11.4	11.6	10.9	12.0	10.9	9.7	10.6	12.8	#DIV/0!	#DIV/0!
85th percentile	78.4	#NUM!	78.3	79.4	78.4	76.9	81.2	75.1	73.9	79.3	#NUM!	#NUM!
Min	30.0	0.0	35.2	41.4	32.0	30.0	41.5	44.9	36.8	40.3	0.0	0.0
Max	103.6	0.0	103.6	96.4	97.3	96.3	86.8	89.9	79.4	101.5	0.0	0.0
Range	73.7	0.0	68.5	55.0	65.3	66.3	45.3	45.1	42.6	61.3	0.0	0.0

		Hour										
Vehicle Speed (25-50 FT Vehicles)	Total	20:00-21:00	21:00-22:00	22:00-23:00	23:00-00:00	00:00-01:00	01:00-02:00	02:00-03:00	03:00-04:00	04:00-05:00	05:00-06:00	06:00-07:00
		MPH										
< 10	0.0%	#DIV/0!	0.0%	0.0%	0.0%	0.0%	0.0%	0.0%	0.0%	0.0%	#DIV/0!	#DIV/0!
10-14	0.0%	#DIV/0!	0.0%	0.0%	0.0%	0.0%	0.0%	0.0%	0.0%	0.0%	#DIV/0!	#DIV/0!
15-19	0.0%	#DIV/0!	0.0%	0.0%	0.0%	0.0%	0.0%	0.0%	0.0%	0.0%	#DIV/0!	#DIV/0!
20-24	0.0%	#DIV/0!	0.0%	0.0%	0.0%	0.0%	0.0%	0.0%	0.0%	0.0%	#DIV/0!	#DIV/0!
25-29	0.0%	#DIV/0!	0.0%	0.0%	0.0%	0.0%	0.0%	0.0%	0.0%	0.0%	#DIV/0!	#DIV/0!
30-34	0.3%	#DIV/0!	0.0%	0.0%	0.0%	2.9%	0.0%	0.0%	0.0%	0.0%	#DIV/0!	#DIV/0!
35-39	1.7%	#DIV/0!	2.7%	2.0%	0.0%	5.7%	0.0%	0.0%	0.0%	0.0%	#DIV/0!	#DIV/0!
40-44	7.2%	#DIV/0!	5.4%	9.8%	9.5%	2.9%	4.5%	0.0%	9.4%	14.3%	#DIV/0!	#DIV/0!
45-49	13.4%	#DIV/0!	10.8%	9.8%	19.0%	15.7%	22.7%	30.8%	12.5%	14.3%	#DIV/0!	#DIV/0!
50-54	19.7%	#DIV/0!	17.6%	25.5%	23.8%	25.7%	9.1%	23.1%	12.5%	14.3%	#DIV/0!	#DIV/0!
55-59	28.3%	#DIV/0!	32.4%	29.4%	16.7%	28.6%	40.9%	23.1%	25.0%	28.6%	#DIV/0!	#DIV/0!
60-64	15.2%	#DIV/0!	14.9%	11.8%	16.7%	11.4%	9.1%	7.7%	28.1%	19.0%	#DIV/0!	#DIV/0!
65-69	6.9%	#DIV/0!	6.8%	7.8%	7.1%	8.6%	4.5%	7.7%	3.1%	9.5%	#DIV/0!	#DIV/0!
70-74	2.8%	#DIV/0!	1.4%	2.0%	4.8%	2.9%	0.0%	7.7%	6.3%	0.0%	#DIV/0!	#DIV/0!
>=75	4.5%	#DIV/0!	8.1%	2.0%	2.4%	5.7%	9.1%	0.0%	3.1%	0.0%	#DIV/0!	#DIV/0!
Total # of vehicle	290	0	74	51	42	35	22	13	32	21	0	0
Average speed	56.5	#DIV/0!	57.4	55.7	55.9	56.8	57.4	55.6	56.7	54.9	#DIV/0!	#DIV/0!
St. Dev.	9.3	#DIV/0!	9.8	9.0	8.6	12.0	9.6	7.9	8.3	7.8	#DIV/0!	#DIV/0!
85th percentile	64.3	#NUM!	65.5	64.3	64.2	65.2	64.2	63.9	63.8	62.0	#NUM!	#NUM!
Min	34.6	0.0	36.8	35.7	40.3	34.6	44.9	46.0	40.3	41.4	0.0	0.0
Max	103.6	0.0	86.1	88.9	79.4	103.6	82.6	71.2	74.6	68.9	0.0	0.0
Range	69.1	0.0	49.2	53.2	39.1	69.1	37.8	25.2	34.3	27.5	0.0	0.0

		Hour										
Vehicle Speed (50-75 FT Vehicles)	Total	20:00-21:00	21:00-22:00	22:00-23:00	23:00-00:00	00:00-01:00	01:00-02:00	02:00-03:00	03:00-04:00	04:00-05:00	05:00-06:00	06:00-07:00
		MPH										
< 10	0.0%	#DIV/0!	0.0%	0.0%	0.0%	0.0%	0.0%	0.0%	0.0%	0.0%	#DIV/0!	#DIV/0!
10-14	0.0%	#DIV/0!	0.0%	0.0%	0.0%	0.0%	0.0%	0.0%	0.0%	0.0%	#DIV/0!	#DIV/0!
15-19	0.0%	#DIV/0!	0.0%	0.0%	0.0%	0.0%	0.0%	0.0%	0.0%	0.0%	#DIV/0!	#DIV/0!
20-24	0.0%	#DIV/0!	0.0%	0.0%	0.0%	0.0%	0.0%	0.0%	0.0%	0.0%	#DIV/0!	#DIV/0!
25-29	0.0%	#DIV/0!	0.0%	0.0%	0.0%	0.0%	0.0%	0.0%	0.0%	0.0%	#DIV/0!	#DIV/0!
30-34	0.0%	#DIV/0!	0.0%	0.0%	0.0%	0.0%	0.0%	0.0%	0.0%	0.0%	#DIV/0!	#DIV/0!
35-39	0.0%	#DIV/0!	0.0%	0.0%	0.0%	0.0%	0.0%	0.0%	0.0%	0.0%	#DIV/0!	#DIV/0!
40-44	3.9%	#DIV/0!	5.0%	5.9%	13.3%	0.0%	0.0%	0.0%	0.0%	0.0%	#DIV/0!	#DIV/0!
45-49	17.6%	#DIV/0!	5.0%	29.4%	13.3%	0.0%	20.0%	16.7%	16.7%	42.9%	#DIV/0!	#DIV/0!
50-54	21.6%	#DIV/0!	45.0%	17.6%	6.7%	15.4%	0.0%	16.7%	33.3%	14.3%	#DIV/0!	#DIV/0!
55-59	28.4%	#DIV/0!	30.0%	11.8%	33.3%	38.5%	80.0%	33.3%	8.3%	28.6%	#DIV/0!	#DIV/0!
60-64	14.7%	#DIV/0!	10.0%	11.8%	20.0%	38.5%	0.0%	16.7%	8.3%	7.1%	#DIV/0!	#DIV/0!
65-69	12.7%	#DIV/0!	5.0%	23.5%	13.3%	7.7%	0.0%	16.7%	33.3%	0.0%	#DIV/0!	#DIV/0!
70-74	1.0%	#DIV/0!	0.0%	0.0%	0.0%	0.0%	0.0%	0.0%	0.0%	7.1%	#DIV/0!	#DIV/0!
>=75	0.0%	#DIV/0!	0.0%	0.0%	0.0%	0.0%	0.0%	0.0%	0.0%	0.0%	#DIV/0!	#DIV/0!
Total # of vehicle	102	0	20	17	15	13	5	6	12	14	0	0
Average speed	56.2	#DIV/0!	55.0	55.8	56.1	59.8	55.6	57.6	57.5	53.5	#DIV/0!	#DIV/0!
St. Dev.	6.8	#DIV/0!	4.9	8.3	7.6	5.0	5.7	7.1	7.9	6.6	#DIV/0!	#DIV/0!
85th percentile	64.3	#NUM!	58.9	66.6	64.1	64.3	59.7	63.5	66.6	56.6	#NUM!	#NUM!
Min	44.9	0.0	44.9	44.9	44.9	50.6	46.0	48.3	46.0	46.0	0.0	0.0
Max	70.1	0.0	66.6	68.9	66.6	67.8	59.7	67.8	67.8	70.1	0.0	0.0
Range	25.2	0.0	21.8	24.0	21.8	17.2	13.7	19.5	21.8	24.0	0.0	0.0

Vehicle Speed (+75 FT Vehicles)	Hour											
	Total	20:00-21:00	21:00-22:00	22:00-23:00	23:00-00:00	00:00-01:00	01:00-02:00	02:00-03:00	03:00-04:00	04:00-05:00	05:00-06:00	06:00-07:00
MPH												
< 10	0.0%	#DIV/0!	0.0%	0.0%	0.0%	0.0%	0.0%	0.0%	0.0%	0.0%	#DIV/0!	#DIV/0!
10-14	0.0%	#DIV/0!	0.0%	0.0%	0.0%	0.0%	0.0%	0.0%	0.0%	0.0%	#DIV/0!	#DIV/0!
15-19	0.0%	#DIV/0!	0.0%	0.0%	0.0%	0.0%	0.0%	0.0%	0.0%	0.0%	#DIV/0!	#DIV/0!
20-24	0.0%	#DIV/0!	0.0%	0.0%	0.0%	0.0%	0.0%	0.0%	0.0%	0.0%	#DIV/0!	#DIV/0!
25-29	0.0%	#DIV/0!	0.0%	0.0%	0.0%	0.0%	0.0%	0.0%	0.0%	0.0%	#DIV/0!	#DIV/0!
30-34	0.0%	#DIV/0!	0.0%	0.0%	0.0%	0.0%	0.0%	0.0%	0.0%	0.0%	#DIV/0!	#DIV/0!
35-39	0.0%	#DIV/0!	0.0%	0.0%	0.0%	0.0%	0.0%	0.0%	0.0%	0.0%	#DIV/0!	#DIV/0!
40-44	3.3%	#DIV/0!	0.0%	0.0%	0.0%	0.0%	25.0%	0.0%	0.0%	0.0%	#DIV/0!	#DIV/0!
45-49	10.0%	#DIV/0!	0.0%	20.0%	0.0%	0.0%	0.0%	33.3%	0.0%	0.0%	#DIV/0!	#DIV/0!
50-54	10.0%	#DIV/0!	0.0%	20.0%	50.0%	0.0%	0.0%	0.0%	50.0%	0.0%	#DIV/0!	#DIV/0!
55-59	23.3%	#DIV/0!	25.0%	20.0%	0.0%	0.0%	25.0%	16.7%	50.0%	33.3%	#DIV/0!	#DIV/0!
60-64	16.7%	#DIV/0!	0.0%	40.0%	0.0%	0.0%	0.0%	16.7%	0.0%	33.3%	#DIV/0!	#DIV/0!
65-69	6.7%	#DIV/0!	0.0%	0.0%	50.0%	0.0%	0.0%	0.0%	0.0%	16.7%	#DIV/0!	#DIV/0!
70-74	16.7%	#DIV/0!	50.0%	0.0%	0.0%	100.0%	25.0%	16.7%	0.0%	0.0%	#DIV/0!	#DIV/0!
>=75	13.3%	#DIV/0!	25.0%	0.0%	0.0%	0.0%	25.0%	16.7%	0.0%	16.7%	#DIV/0!	#DIV/0!
Total # of vehicle	30	0	4	5	2	1	4	6	2	6	0	0
Average speed	63.1	#DIV/0!	67.0	57.2	59.7	73.5	64.6	64.6	54.6	65.7	#DIV/0!	#DIV/0!
St. Dev.	12.7	#DIV/0!	10.4	5.8	9.7	#DIV/0!	17.0	19.6	5.7	11.8	#DIV/0!	#DIV/0!
85th percentile	73.5	#NUM!	73.6	61.8	64.6	73.5	78.2	80.0	57.4	73.0	#NUM!	#NUM!
Min	44.9	0.0	55.2	49.4	52.9	73.5	44.9	46.0	50.6	55.2	0.0	0.0
Max	99.4	0.0	74.6	63.2	66.6	73.5	84.9	99.4	58.6	88.4	0.0	0.0
Range	54.6	0.0	19.5	13.7	13.7	0.0	40.1	53.4	8.0	33.2	0.0	0.0



Day 2 RWA signs

		Hour										
Vehicle Speed (all vehicles)	Total	20:00-21:00	21:00-22:00	22:00-23:00	23:00-00:00	00:00-01:00	01:00-02:00	02:00-03:00	03:00-04:00	04:00-05:00	05:00-06:00	06:00-07:00
		MPH										
< 10	0.0%	#DIV/0!	0.0%	0.0%	0.0%	0.0%	0.0%	0.0%	0.0%	0.0%	#DIV/0!	#DIV/0!
10-14	0.0%	#DIV/0!	0.0%	0.0%	0.0%	0.0%	0.0%	0.0%	0.0%	0.0%	#DIV/0!	#DIV/0!
15-19	0.0%	#DIV/0!	0.0%	0.0%	0.0%	0.0%	0.0%	0.0%	0.0%	0.0%	#DIV/0!	#DIV/0!
20-24	0.0%	#DIV/0!	0.0%	0.0%	0.0%	0.0%	0.0%	0.0%	0.0%	0.0%	#DIV/0!	#DIV/0!
25-29	0.2%	#DIV/0!	0.0%	0.0%	0.0%	0.6%	1.0%	0.0%	0.9%	0.0%	#DIV/0!	#DIV/0!
30-34	0.7%	#DIV/0!	0.3%	0.4%	1.0%	0.6%	1.0%	3.3%	0.9%	0.0%	#DIV/0!	#DIV/0!
35-39	2.0%	#DIV/0!	0.9%	0.4%	3.0%	1.3%	2.9%	2.2%	6.5%	3.0%	#DIV/0!	#DIV/0!
40-44	3.6%	#DIV/0!	3.6%	3.5%	3.0%	3.9%	7.6%	3.3%	5.6%	0.0%	#DIV/0!	#DIV/0!
45-49	9.7%	#DIV/0!	6.9%	9.1%	10.8%	8.4%	13.3%	12.1%	12.1%	10.5%	#DIV/0!	#DIV/0!
50-54	13.8%	#DIV/0!	13.9%	10.6%	9.4%	20.1%	16.2%	16.5%	17.8%	12.0%	#DIV/0!	#DIV/0!
55-59	17.5%	#DIV/0!	17.8%	19.3%	15.8%	15.6%	15.2%	17.6%	18.7%	18.8%	#DIV/0!	#DIV/0!
60-64	14.8%	#DIV/0!	15.1%	15.7%	16.3%	15.6%	15.2%	12.1%	9.3%	15.0%	#DIV/0!	#DIV/0!
65-69	16.0%	#DIV/0!	18.1%	17.7%	14.8%	16.2%	14.3%	12.1%	11.2%	16.5%	#DIV/0!	#DIV/0!
70-74	8.6%	#DIV/0!	10.0%	9.8%	10.8%	5.2%	5.7%	9.9%	6.5%	6.8%	#DIV/0!	#DIV/0!
>=75	13.1%	#DIV/0!	13.3%	13.4%	15.3%	12.3%	7.6%	11.0%	10.3%	17.3%	#DIV/0!	#DIV/0!
Total # of vehicles	1378	0	331	254	203	154	105	91	107	133	0	0
Average speed	61.1	#DIV/0!	62.3	62.2	61.9	60.1	58.2	59.4	57.1	62.3	#DIV/0!	#DIV/0!
St. Dev.	11.5	#DIV/0!	10.9	10.7	12.3	11.3	12.3	11.8	11.8	10.8	#DIV/0!	#DIV/0!
85th percentile	72.6	#NUM!	73.0	73.0	74.1	71.0	69.6	71.4	69.7	75.2	#NUM!	#NUM!
Min	28.1	0.0	32.9	31.3	32.9	28.6	28.1	31.3	29.7	35.4	0.0	0.0
Max	103.7	0.0	99.1	98.0	103.7	96.9	100.3	84.7	83.2	84.7	0.0	0.0
Range	75.6	0.0	66.2	66.7	70.7	68.3	72.2	53.4	53.5	49.4	0.0	0.0

		Hour										
Vehicle Speed (0-25 FT Vehicles)	Total	20:00-21:00	21:00-22:00	22:00-23:00	23:00-00:00	00:00-01:00	01:00-02:00	02:00-03:00	03:00-04:00	04:00-05:00	05:00-06:00	06:00-07:00
		MPH										
< 10	0.0%	#DIV/0!	0.0%	0.0%	0.0%	0.0%	0.0%	0.0%	0.0%	0.0%	#DIV/0!	#DIV/0!
10-14	0.0%	#DIV/0!	0.0%	0.0%	0.0%	0.0%	0.0%	0.0%	0.0%	0.0%	#DIV/0!	#DIV/0!
15-19	0.0%	#DIV/0!	0.0%	0.0%	0.0%	0.0%	0.0%	0.0%	0.0%	0.0%	#DIV/0!	#DIV/0!
20-24	0.0%	#DIV/0!	0.0%	0.0%	0.0%	0.0%	0.0%	0.0%	0.0%	0.0%	#DIV/0!	#DIV/0!
25-29	0.3%	#DIV/0!	0.0%	0.0%	0.0%	1.2%	2.0%	0.0%	0.0%	0.0%	#DIV/0!	#DIV/0!
30-34	0.9%	#DIV/0!	0.0%	0.0%	1.0%	1.2%	2.0%	5.6%	2.4%	0.0%	#DIV/0!	#DIV/0!
35-39	1.8%	#DIV/0!	1.6%	0.0%	2.9%	2.4%	0.0%	0.0%	9.8%	1.5%	#DIV/0!	#DIV/0!
40-44	2.6%	#DIV/0!	3.1%	2.3%	1.9%	2.4%	2.0%	2.8%	7.3%	0.0%	#DIV/0!	#DIV/0!
45-49	6.0%	#DIV/0!	5.8%	3.8%	6.8%	4.8%	11.8%	11.1%	4.9%	4.4%	#DIV/0!	#DIV/0!
50-54	7.1%	#DIV/0!	8.9%	3.8%	3.9%	8.4%	9.8%	8.3%	7.3%	8.8%	#DIV/0!	#DIV/0!
55-59	13.2%	#DIV/0!	15.7%	10.0%	9.7%	13.3%	13.7%	16.7%	14.6%	14.7%	#DIV/0!	#DIV/0!
60-64	14.1%	#DIV/0!	13.1%	16.2%	11.7%	18.1%	19.6%	8.3%	9.8%	13.2%	#DIV/0!	#DIV/0!
65-69	21.9%	#DIV/0!	22.0%	26.2%	23.3%	22.9%	19.6%	11.1%	17.1%	20.6%	#DIV/0!	#DIV/0!
70-74	13.1%	#DIV/0!	12.0%	19.2%	14.6%	7.2%	9.8%	19.4%	9.8%	10.3%	#DIV/0!	#DIV/0!
>=75	19.1%	#DIV/0!	17.8%	18.5%	24.3%	18.1%	9.8%	16.7%	17.1%	26.5%	#DIV/0!	#DIV/0!
Total # of vehicles	703	0	191	130	103	83	51	36	41	68	0	0
Average speed	64.5	#DIV/0!	64.1	66.7	66.3	63.3	61.3	61.9	60.0	66.3	#DIV/0!	#DIV/0!
St. Dev.	11.8	#DIV/0!	11.4	9.8	13.0	12.3	12.2	12.8	13.8	10.5	#DIV/0!	#DIV/0!
85th percentile	75.8	#NUM!	75.2	75.2	78.3	75.2	71.4	74.4	74.3	77.5	#NUM!	#NUM!
Min	28.1	0.0	36.2	40.2	33.8	28.6	28.1	32.1	33.2	36.6	0.0	0.0
Max	103.7	0.0	99.1	98.0	103.7	96.9	100.3	80.9	83.2	84.7	0.0	0.0
Range	75.6	0.0	63.0	57.8	69.9	68.3	72.2	48.8	50.1	48.2	0.0	0.0

Vehicle Speed (25-50 FT Vehicles)	Hour											
	Total	20:00-21:00	21:00-22:00	22:00-23:00	23:00-00:00	00:00-01:00	01:00-02:00	02:00-03:00	03:00-04:00	04:00-05:00	05:00-06:00	06:00-07:00
MPH												
< 10	0.0%	#DIV/0!	0.0%	0.0%	0.0%	0.0%	0.0%	0.0%	0.0%	0.0%	#DIV/0!	#DIV/0!
10-14	0.0%	#DIV/0!	0.0%	0.0%	0.0%	0.0%	0.0%	0.0%	0.0%	0.0%	#DIV/0!	#DIV/0!
15-19	0.0%	#DIV/0!	0.0%	0.0%	0.0%	0.0%	0.0%	0.0%	0.0%	0.0%	#DIV/0!	#DIV/0!
20-24	0.0%	#DIV/0!	0.0%	0.0%	0.0%	0.0%	0.0%	0.0%	0.0%	0.0%	#DIV/0!	#DIV/0!
25-29	0.3%	#DIV/0!	0.0%	0.0%	0.0%	0.0%	0.0%	0.0%	4.3%	0.0%	#DIV/0!	#DIV/0!
30-34	0.7%	#DIV/0!	0.0%	0.0%	2.2%	0.0%	0.0%	4.2%	0.0%	0.0%	#DIV/0!	#DIV/0!
35-39	0.3%	#DIV/0!	0.0%	0.0%	0.0%	0.0%	0.0%	0.0%	0.0%	5.0%	#DIV/0!	#DIV/0!
40-44	2.6%	#DIV/0!	4.9%	3.3%	2.2%	0.0%	4.5%	0.0%	0.0%	0.0%	#DIV/0!	#DIV/0!
45-49	11.9%	#DIV/0!	8.6%	16.7%	6.5%	14.8%	13.6%	12.5%	13.0%	15.0%	#DIV/0!	#DIV/0!
50-54	20.5%	#DIV/0!	21.0%	15.0%	19.6%	33.3%	31.8%	16.7%	21.7%	10.0%	#DIV/0!	#DIV/0!
55-59	21.8%	#DIV/0!	18.5%	28.3%	21.7%	22.2%	18.2%	16.7%	21.7%	25.0%	#DIV/0!	#DIV/0!
60-64	15.2%	#DIV/0!	18.5%	16.7%	19.6%	7.4%	9.1%	12.5%	13.0%	10.0%	#DIV/0!	#DIV/0!
65-69	12.2%	#DIV/0!	12.3%	8.3%	10.9%	14.8%	13.6%	20.8%	8.7%	15.0%	#DIV/0!	#DIV/0!
70-74	4.6%	#DIV/0!	6.2%	0.0%	10.9%	3.7%	0.0%	4.2%	4.3%	5.0%	#DIV/0!	#DIV/0!
>=75	9.9%	#DIV/0!	9.9%	11.7%	6.5%	3.7%	9.1%	12.5%	13.0%	15.0%	#DIV/0!	#DIV/0!
Total # of vehicle	303	0	81	60	46	27	22	24	23	20	0	0
Average speed	59.4	#DIV/0!	60.3	59.0	59.5	57.0	58.7	61.0	58.0	60.6	#DIV/0!	#DIV/0!
St. Dev.	10.2	#DIV/0!	10.0	9.9	9.3	8.1	11.7	12.8	11.1	11.2	#DIV/0!	#DIV/0!
85th percentile	69.4	#NUM!	69.8	68.4	69.7	65.4	66.8	69.8	66.0	72.4	#NUM!	#NUM!
Min	29.7	0.0	41.0	44.3	32.9	45.9	42.7	31.3	29.7	37.8	0.0	0.0
Max	92.3	0.0	88.9	87.2	82.3	78.7	92.3	84.7	81.5	83.9	0.0	0.0
Range	62.6	0.0	47.9	42.9	49.4	32.8	49.7	53.4	51.8	46.1	0.0	0.0

Vehicle Speed (50-75 FT Vehicles)	Hour											
	Total	20:00-21:00	21:00-22:00	22:00-23:00	23:00-00:00	00:00-01:00	01:00-02:00	02:00-03:00	03:00-04:00	04:00-05:00	05:00-06:00	06:00-07:00
MPH												
< 10	0.0%	#DIV/0!	0.0%	0.0%	0.0%	0.0%	0.0%	0.0%	0.0%	0.0%	#DIV/0!	#DIV/0!
10-14	0.0%	#DIV/0!	0.0%	0.0%	0.0%	0.0%	0.0%	0.0%	0.0%	0.0%	#DIV/0!	#DIV/0!
15-19	0.0%	#DIV/0!	0.0%	0.0%	0.0%	0.0%	0.0%	0.0%	0.0%	0.0%	#DIV/0!	#DIV/0!
20-24	0.0%	#DIV/0!	0.0%	0.0%	0.0%	0.0%	0.0%	0.0%	0.0%	0.0%	#DIV/0!	#DIV/0!
25-29	0.0%	#DIV/0!	0.0%	0.0%	0.0%	0.0%	0.0%	0.0%	0.0%	0.0%	#DIV/0!	#DIV/0!
30-34	1.2%	#DIV/0!	5.0%	3.6%	0.0%	0.0%	0.0%	0.0%	0.0%	0.0%	#DIV/0!	#DIV/0!
35-39	8.5%	#DIV/0!	0.0%	3.6%	11.1%	0.0%	18.8%	13.3%	12.5%	11.8%	#DIV/0!	#DIV/0!
40-44	13.3%	#DIV/0!	10.0%	10.7%	11.1%	22.2%	37.5%	6.7%	12.5%	0.0%	#DIV/0!	#DIV/0!
45-49	16.4%	#DIV/0!	5.0%	10.7%	18.5%	11.1%	12.5%	13.3%	25.0%	35.3%	#DIV/0!	#DIV/0!
50-54	20.0%	#DIV/0!	25.0%	25.0%	14.8%	22.2%	6.3%	20.0%	25.0%	17.6%	#DIV/0!	#DIV/0!
55-59	11.5%	#DIV/0!	20.0%	17.9%	7.4%	16.7%	0.0%	13.3%	12.5%	0.0%	#DIV/0!	#DIV/0!
60-64	14.5%	#DIV/0!	15.0%	10.7%	18.5%	22.2%	12.5%	20.0%	8.3%	11.8%	#DIV/0!	#DIV/0!
65-69	7.9%	#DIV/0!	15.0%	10.7%	0.0%	0.0%	12.5%	6.7%	0.0%	23.5%	#DIV/0!	#DIV/0!
70-74	2.4%	#DIV/0!	5.0%	0.0%	7.4%	0.0%	0.0%	0.0%	4.2%	0.0%	#DIV/0!	#DIV/0!
>=75	4.2%	#DIV/0!	0.0%	7.1%	11.1%	5.6%	0.0%	6.7%	0.0%	0.0%	#DIV/0!	#DIV/0!
Total # of vehicle	165	0	20	28	27	18	16	15	24	17	0	0
Average speed	53.4	#DIV/0!	56.4	55.3	54.2	53.8	48.2	54.3	50.5	53.5	#DIV/0!	#DIV/0!
St. Dev.	10.7	#DIV/0!	9.6	11.4	12.6	10.0	11.6	10.3	8.5	10.2	#DIV/0!	#DIV/0!
85th percentile	64.5	#NUM!	65.2	65.0	65.1	62.8	63.7	63.4	59.6	65.7	#NUM!	#NUM!
Min	31.3	0.0	32.9	31.3	37.0	40.2	35.4	36.2	36.2	35.4	0.0	0.0
Max	84.7	0.0	71.8	84.7	81.5	79.1	69.6	75.0	70.2	67.7	0.0	0.0
Range	53.4	0.0	38.8	53.4	44.5	38.8	34.2	38.8	34.0	32.4	0.0	0.0

Vehicle Speed (+75 FT Vehicles)	Hour											
	Total	20:00-21:00	21:00-22:00	22:00-23:00	23:00-00:00	00:00-01:00	01:00-02:00	02:00-03:00	03:00-04:00	04:00-05:00	05:00-06:00	06:00-07:00
MPH												
< 10	0.0%	#DIV/0!	0.0%	0.0%	0.0%	0.0%	0.0%	0.0%	0.0%	0.0%	#DIV/0!	#DIV/0!
10-14	0.0%	#DIV/0!	0.0%	0.0%	0.0%	0.0%	0.0%	0.0%	0.0%	0.0%	#DIV/0!	#DIV/0!
15-19	0.0%	#DIV/0!	0.0%	0.0%	0.0%	0.0%	0.0%	0.0%	0.0%	0.0%	#DIV/0!	#DIV/0!
20-24	0.0%	#DIV/0!	0.0%	0.0%	0.0%	0.0%	0.0%	0.0%	0.0%	0.0%	#DIV/0!	#DIV/0!
25-29	0.0%	#DIV/0!	0.0%	0.0%	0.0%	0.0%	0.0%	0.0%	0.0%	0.0%	#DIV/0!	#DIV/0!
30-34	0.0%	#DIV/0!	0.0%	0.0%	0.0%	0.0%	0.0%	0.0%	0.0%	0.0%	#DIV/0!	#DIV/0!
35-39	0.0%	#DIV/0!	0.0%	0.0%	0.0%	0.0%	0.0%	0.0%	0.0%	0.0%	#DIV/0!	#DIV/0!
40-44	1.0%	#DIV/0!	0.0%	2.8%	0.0%	0.0%	0.0%	6.3%	0.0%	0.0%	#DIV/0!	#DIV/0!
45-49	13.5%	#DIV/0!	10.3%	13.9%	25.9%	11.5%	18.8%	12.5%	10.5%	7.1%	#DIV/0!	#DIV/0!
50-54	21.7%	#DIV/0!	17.9%	16.7%	7.4%	42.3%	25.0%	31.3%	26.3%	17.9%	#DIV/0!	#DIV/0!
55-59	30.4%	#DIV/0!	25.6%	38.9%	37.0%	15.4%	31.3%	25.0%	31.6%	35.7%	#DIV/0!	#DIV/0!
60-64	16.9%	#DIV/0!	17.9%	16.7%	25.9%	11.5%	12.5%	12.5%	5.3%	25.0%	#DIV/0!	#DIV/0!
65-69	7.7%	#DIV/0!	12.8%	8.3%	3.7%	7.7%	0.0%	6.3%	15.8%	3.6%	#DIV/0!	#DIV/0!
70-74	4.3%	#DIV/0!	10.3%	0.0%	0.0%	3.8%	6.3%	6.3%	5.3%	3.6%	#DIV/0!	#DIV/0!
>=75	4.3%	#DIV/0!	5.1%	2.8%	0.0%	7.7%	6.3%	0.0%	5.3%	7.1%	#DIV/0!	#DIV/0!
Total # of vehicle	207	0	39	36	27	26	16	16	19	28	0	0
Average speed	58.2	#DIV/0!	60.5	57.4	56.8	57.7	57.7	56.0	58.5	59.2	#DIV/0!	#DIV/0!
St. Dev.	7.8	#DIV/0!	8.9	6.8	5.8	8.3	9.5	7.2	8.8	7.2	#DIV/0!	#DIV/0!
85th percentile	65.3	#NUM!	68.5	63.5	63.0	65.3	63.1	61.7	67.7	63.8	#NUM!	#NUM!
Min	42.7	0.0	45.9	42.7	46.7	46.7	45.1	42.7	45.1	49.9	0.0	0.0
Max	85.5	0.0	85.5	79.1	66.1	78.3	83.1	70.2	77.4	82.3	0.0	0.0
Range	42.9	0.0	39.7	36.4	19.4	31.6	38.0	27.5	32.4	32.4	0.0	0.0

## Day 2 Beginning of Taper

		Hour										
Vehicle Speed (all vehicles)	Total	20:00-21:00	21:00-22:00	22:00-23:00	23:00-00:00	00:00-01:00	01:00-02:00	02:00-03:00	03:00-04:00	04:00-05:00	05:00-06:00	06:00-07:00
		MPH										
< 10	0.9%	#DIV/0!	0.0%	0.4%	1.9%	1.9%	3.8%	1.0%	0.0%	0.0%	#DIV/0!	#DIV/0!
10-14	1.4%	#DIV/0!	0.3%	0.8%	2.8%	3.2%	1.0%	4.0%	0.0%	0.0%	#DIV/0!	#DIV/0!
15-19	0.2%	#DIV/0!	0.0%	0.0%	0.5%	0.0%	1.9%	0.0%	0.0%	0.0%	#DIV/0!	#DIV/0!
20-24	0.1%	#DIV/0!	0.0%	0.4%	0.0%	0.0%	0.6%	0.0%	0.0%	0.0%	#DIV/0!	#DIV/0!
25-29	0.2%	#DIV/0!	0.0%	0.8%	0.0%	0.0%	0.0%	1.0%	0.0%	0.0%	#DIV/0!	#DIV/0!
30-34	0.6%	#DIV/0!	0.3%	1.2%	0.5%	1.3%	1.0%	0.0%	0.0%	0.0%	#DIV/0!	#DIV/0!
35-39	2.1%	#DIV/0!	1.2%	2.9%	1.9%	5.8%	1.0%	4.0%	0.0%	0.0%	#DIV/0!	#DIV/0!
40-44	7.9%	#DIV/0!	7.8%	9.5%	9.0%	7.7%	11.4%	6.0%	7.0%	2.4%	#DIV/0!	#DIV/0!
45-49	16.7%	#DIV/0!	14.2%	19.9%	26.4%	18.7%	14.3%	12.0%	10.4%	10.3%	#DIV/0!	#DIV/0!
50-54	22.2%	#DIV/0!	23.3%	23.2%	24.1%	18.1%	23.8%	15.0%	26.1%	19.8%	#DIV/0!	#DIV/0!
55-59	19.1%	#DIV/0!	21.5%	19.9%	11.8%	18.1%	14.3%	20.0%	26.1%	21.4%	#DIV/0!	#DIV/0!
60-64	14.4%	#DIV/0!	17.7%	12.9%	12.3%	14.8%	12.4%	13.0%	9.6%	19.0%	#DIV/0!	#DIV/0!
65-69	8.9%	#DIV/0!	9.3%	4.1%	6.6%	6.5%	7.6%	13.0%	14.8%	15.9%	#DIV/0!	#DIV/0!
70-74	2.9%	#DIV/0!	3.2%	1.7%	0.9%	1.9%	3.8%	7.0%	4.3%	4.0%	#DIV/0!	#DIV/0!
>=75	2.4%	#DIV/0!	1.2%	2.1%	1.4%	1.3%	3.8%	4.0%	1.7%	7.1%	#DIV/0!	#DIV/0!
Total # of vehicles	1398	0	344	241	212	155	105	100	115	126	0	0
Average speed	54.1	#DIV/0!	55.6	52.9	51.0	51.2	52.0	54.9	56.9	59.8	#DIV/0!	#DIV/0!
St. Dev.	11.2	#DIV/0!	8.3	10.0	12.5	13.2	14.5	13.7	7.6	9.0	#DIV/0!	#DIV/0!
85th percentile	64.5	#NUM!	63.8	60.9	62.1	62.7	64.1	67.6	66.3	69.0	#NUM!	#NUM!
Min	0.9	0.0	12.3	8.9	3.2	4.3	0.9	8.9	42.0	41.3	0.0	0.0
Max	86.8	0.0	78.8	84.1	84.1	77.9	81.4	80.6	79.7	86.8	0.0	0.0
Range	85.9	0.0	66.5	75.2	81.0	73.6	80.6	71.7	37.6	45.5	0.0	0.0

		Hour										
Vehicle Speed (0-25 FT Vehicles)	Total	20:00-21:00	21:00-22:00	22:00-23:00	23:00-00:00	00:00-01:00	01:00-02:00	02:00-03:00	03:00-04:00	04:00-05:00	05:00-06:00	06:00-07:00
		MPH										
< 10	1.0%	#DIV/0!	0.0%	0.0%	1.6%	3.2%	4.8%	0.0%	0.0%	0.0%	#DIV/0!	#DIV/0!
10-14	1.0%	#DIV/0!	0.5%	0.7%	2.4%	0.0%	1.6%	3.8%	0.0%	0.0%	#DIV/0!	#DIV/0!
15-19	0.0%	#DIV/0!	0.0%	0.0%	0.0%	0.0%	0.0%	0.0%	0.0%	0.0%	#DIV/0!	#DIV/0!
20-24	0.3%	#DIV/0!	0.0%	0.7%	0.0%	1.1%	0.0%	0.0%	0.0%	0.0%	#DIV/0!	#DIV/0!
25-29	0.3%	#DIV/0!	0.0%	0.7%	0.0%	0.0%	0.0%	1.9%	0.0%	0.0%	#DIV/0!	#DIV/0!
30-34	0.8%	#DIV/0!	0.5%	0.7%	0.8%	2.2%	1.6%	0.0%	0.0%	0.0%	#DIV/0!	#DIV/0!
35-39	1.9%	#DIV/0!	0.9%	1.4%	1.6%	7.5%	1.6%	1.9%	0.0%	0.0%	#DIV/0!	#DIV/0!
40-44	6.9%	#DIV/0!	6.0%	7.1%	9.8%	7.5%	11.3%	3.8%	6.8%	1.6%	#DIV/0!	#DIV/0!
45-49	12.2%	#DIV/0!	10.6%	17.0%	19.5%	12.9%	3.2%	9.6%	9.1%	4.8%	#DIV/0!	#DIV/0!
50-54	16.5%	#DIV/0!	21.2%	19.9%	22.0%	8.6%	16.1%	1.9%	11.4%	9.5%	#DIV/0!	#DIV/0!
55-59	19.7%	#DIV/0!	20.3%	24.1%	10.6%	23.7%	17.7%	25.0%	18.2%	19.0%	#DIV/0!	#DIV/0!
60-64	18.0%	#DIV/0!	20.7%	16.3%	18.7%	19.4%	19.4%	11.5%	11.4%	17.5%	#DIV/0!	#DIV/0!
65-69	13.8%	#DIV/0!	13.4%	6.4%	9.8%	9.7%	12.9%	21.2%	29.5%	30.2%	#DIV/0!	#DIV/0!
70-74	4.0%	#DIV/0!	4.1%	1.4%	0.8%	3.2%	6.5%	11.5%	9.1%	4.8%	#DIV/0!	#DIV/0!
>=75	3.6%	#DIV/0!	1.8%	3.5%	2.4%	1.1%	3.2%	7.7%	4.5%	12.7%	#DIV/0!	#DIV/0!
Total # of vehicles	795	0	217	141	123	93	62	52	44	63	0	0
Average speed	56.2	#DIV/0!	57.0	55.1	53.1	52.8	54.0	58.6	60.5	63.8	#DIV/0!	#DIV/0!
St. Dev.	11.6	#DIV/0!	8.8	9.7	12.8	13.3	15.6	13.7	8.9	8.9	#DIV/0!	#DIV/0!
85th percentile	66.3	#NUM!	65.4	63.6	64.5	63.8	68.1	70.1	68.7	71.4	#NUM!	#NUM!
Min	0.9	0.0	12.3	12.3	3.2	4.3	0.9	13.5	42.0	42.2	0.0	0.0
Max	86.8	0.0	78.8	84.1	84.1	77.9	75.2	80.6	79.7	86.8	0.0	0.0
Range	85.9	0.0	66.5	71.8	81.0	73.6	74.3	67.1	37.6	44.6	0.0	0.0

Vehicle Speed (25-50 FT Vehicles)	Hour											
	Total	20:00-21:00	21:00-22:00	22:00-23:00	23:00-00:00	00:00-01:00	01:00-02:00	02:00-03:00	03:00-04:00	04:00-05:00	05:00-06:00	06:00-07:00
MPH												
< 10	0.9%	#DIV/0!	0.0%	0.0%	3.6%	0.0%	3.4%	0.0%	0.0%	0.0%	#DIV/0!	#DIV/0!
10-14	1.7%	#DIV/0!	0.0%	0.0%	3.6%	8.1%	0.0%	3.6%	0.0%	0.0%	#DIV/0!	#DIV/0!
15-19	0.0%	#DIV/0!	0.0%	0.0%	0.0%	0.0%	0.0%	0.0%	0.0%	0.0%	#DIV/0!	#DIV/0!
20-24	0.0%	#DIV/0!	0.0%	0.0%	0.0%	0.0%	0.0%	0.0%	0.0%	0.0%	#DIV/0!	#DIV/0!
25-29	0.0%	#DIV/0!	0.0%	0.0%	0.0%	0.0%	0.0%	0.0%	0.0%	0.0%	#DIV/0!	#DIV/0!
30-34	0.3%	#DIV/0!	0.0%	1.8%	0.0%	0.0%	0.0%	0.0%	0.0%	0.0%	#DIV/0!	#DIV/0!
35-39	2.6%	#DIV/0!	2.3%	3.6%	3.6%	2.7%	0.0%	7.1%	0.0%	0.0%	#DIV/0!	#DIV/0!
40-44	9.5%	#DIV/0!	11.4%	14.3%	7.1%	5.4%	17.2%	7.1%	5.7%	0.0%	#DIV/0!	#DIV/0!
45-49	24.4%	#DIV/0!	21.6%	25.0%	33.9%	35.1%	31.0%	17.9%	11.4%	10.0%	#DIV/0!	#DIV/0!
50-54	28.4%	#DIV/0!	26.1%	28.6%	25.0%	29.7%	31.0%	35.7%	31.4%	25.0%	#DIV/0!	#DIV/0!
55-59	16.9%	#DIV/0!	19.3%	16.1%	14.3%	8.1%	6.9%	7.1%	37.1%	25.0%	#DIV/0!	#DIV/0!
60-64	9.7%	#DIV/0!	14.8%	5.4%	3.6%	5.4%	3.4%	14.3%	11.4%	25.0%	#DIV/0!	#DIV/0!
65-69	2.9%	#DIV/0!	2.3%	1.8%	3.6%	2.7%	0.0%	7.1%	2.9%	5.0%	#DIV/0!	#DIV/0!
70-74	1.7%	#DIV/0!	2.3%	3.6%	1.8%	0.0%	0.0%	0.0%	0.0%	5.0%	#DIV/0!	#DIV/0!
>=75	1.1%	#DIV/0!	0.0%	0.0%	0.0%	2.7%	6.9%	0.0%	0.0%	5.0%	#DIV/0!	#DIV/0!
Total # of vehicle	349	0	88	56	56	37	29	28	35	20	0	0
Average speed	51.8	#DIV/0!	53.3	51.5	48.4	48.7	50.4	51.8	54.6	58.7	#DIV/0!	#DIV/0!
St. Dev.	9.9	#DIV/0!	7.1	7.6	12.5	13.3	12.0	10.9	5.1	7.8	#DIV/0!	#DIV/0!
85th percentile	60.1	#NUM!	60.9	57.4	56.5	55.6	56.1	62.7	59.2	64.2	#NUM!	#NUM!
Min	7.7	0.0	36.9	33.3	7.7	10.0	8.9	13.5	44.9	45.8	0.0	0.0
Max	81.4	0.0	72.5	73.4	73.4	77.0	81.4	68.4	68.4	77.9	0.0	0.0
Range	73.7	0.0	35.7	40.1	65.7	67.0	72.6	54.9	23.4	32.1	0.0	0.0

Vehicle Speed (50-75 FT Vehicles)	Hour											
	Total	20:00-21:00	21:00-22:00	22:00-23:00	23:00-00:00	00:00-01:00	01:00-02:00	02:00-03:00	03:00-04:00	04:00-05:00	05:00-06:00	06:00-07:00
MPH												
< 10	1.4%	#DIV/0!	0.0%	5.0%	0.0%	0.0%	0.0%	7.7%	0.0%	0.0%	#DIV/0!	#DIV/0!
10-14	3.5%	#DIV/0!	0.0%	5.0%	5.9%	16.7%	0.0%	7.7%	0.0%	0.0%	#DIV/0!	#DIV/0!
15-19	2.1%	#DIV/0!	0.0%	0.0%	5.9%	0.0%	25.0%	0.0%	0.0%	0.0%	#DIV/0!	#DIV/0!
20-24	0.0%	#DIV/0!	0.0%	0.0%	0.0%	0.0%	0.0%	0.0%	0.0%	0.0%	#DIV/0!	#DIV/0!
25-29	0.7%	#DIV/0!	0.0%	5.0%	0.0%	0.0%	0.0%	0.0%	0.0%	0.0%	#DIV/0!	#DIV/0!
30-34	0.7%	#DIV/0!	0.0%	5.0%	0.0%	0.0%	0.0%	0.0%	0.0%	0.0%	#DIV/0!	#DIV/0!
35-39	0.7%	#DIV/0!	0.0%	0.0%	0.0%	0.0%	0.0%	7.7%	0.0%	0.0%	#DIV/0!	#DIV/0!
40-44	12.8%	#DIV/0!	9.5%	20.0%	11.8%	25.0%	0.0%	15.4%	12.5%	7.7%	#DIV/0!	#DIV/0!
45-49	24.8%	#DIV/0!	33.3%	20.0%	29.4%	16.7%	50.0%	15.4%	16.7%	26.9%	#DIV/0!	#DIV/0!
50-54	29.1%	#DIV/0!	28.6%	20.0%	35.3%	16.7%	12.5%	15.4%	41.7%	38.5%	#DIV/0!	#DIV/0!
55-59	17.0%	#DIV/0!	28.6%	10.0%	11.8%	16.7%	12.5%	15.4%	20.8%	15.4%	#DIV/0!	#DIV/0!
60-64	6.4%	#DIV/0!	0.0%	10.0%	0.0%	8.3%	0.0%	15.4%	4.2%	11.5%	#DIV/0!	#DIV/0!
65-69	0.7%	#DIV/0!	0.0%	0.0%	0.0%	0.0%	0.0%	0.0%	4.2%	0.0%	#DIV/0!	#DIV/0!
70-74	0.0%	#DIV/0!	0.0%	0.0%	0.0%	0.0%	0.0%	0.0%	0.0%	0.0%	#DIV/0!	#DIV/0!
>=75	0.0%	#DIV/0!	0.0%	0.0%	0.0%	0.0%	0.0%	0.0%	0.0%	0.0%	#DIV/0!	#DIV/0!
Total # of vehicle	141	0	21	20	17	12	8	13	24	26	0	0
Average speed	48.3	#DIV/0!	50.8	44.5	45.8	45.0	41.4	45.3	52.7	52.0	#DIV/0!	#DIV/0!
St. Dev.	11.4	#DIV/0!	4.8	14.9	12.3	16.4	15.4	16.5	5.4	5.4	#DIV/0!	#DIV/0!
85th percentile	57.4	#NUM!	56.5	56.1	54.4	58.3	51.0	58.1	57.0	57.6	#NUM!	#NUM!
Min	8.9	0.0	41.3	8.9	13.5	12.3	16.9	8.9	44.0	41.3	0.0	0.0
Max	66.1	0.0	58.3	62.7	58.3	63.6	55.6	63.6	66.1	61.8	0.0	0.0
Range	57.2	0.0	16.9	53.8	44.8	51.3	38.7	54.7	22.1	20.5	0.0	0.0

Vehicle Speed (+75 FT Vehicles)	Hour											
	Total	20:00-21:00	21:00-22:00	22:00-23:00	23:00-00:00	00:00-01:00	01:00-02:00	02:00-03:00	03:00-04:00	04:00-05:00	05:00-06:00	06:00-07:00
MPH												
< 10	0.0%	#DIV/0!	0.0%	0.0%	0.0%	0.0%	0.0%	0.0%	0.0%	0.0%	#DIV/0!	#DIV/0!
10-14	0.0%	#DIV/0!	0.0%	0.0%	0.0%	0.0%	0.0%	0.0%	0.0%	0.0%	#DIV/0!	#DIV/0!
15-19	0.0%	#DIV/0!	0.0%	0.0%	0.0%	0.0%	0.0%	0.0%	0.0%	0.0%	#DIV/0!	#DIV/0!
20-24	0.0%	#DIV/0!	0.0%	0.0%	0.0%	0.0%	0.0%	0.0%	0.0%	0.0%	#DIV/0!	#DIV/0!
25-29	0.0%	#DIV/0!	0.0%	0.0%	0.0%	0.0%	0.0%	0.0%	0.0%	0.0%	#DIV/0!	#DIV/0!
30-34	0.0%	#DIV/0!	0.0%	0.0%	0.0%	0.0%	0.0%	0.0%	0.0%	0.0%	#DIV/0!	#DIV/0!
35-39	3.5%	#DIV/0!	0.0%	12.5%	0.0%	7.7%	0.0%	0.0%	0.0%	0.0%	#DIV/0!	#DIV/0!
40-44	3.5%	#DIV/0!	11.1%	4.2%	6.3%	0.0%	0.0%	0.0%	0.0%	0.0%	#DIV/0!	#DIV/0!
45-49	15.0%	#DIV/0!	0.0%	25.0%	50.0%	15.4%	0.0%	0.0%	0.0%	5.9%	#DIV/0!	#DIV/0!
50-54	34.5%	#DIV/0!	27.8%	33.3%	25.0%	53.8%	83.3%	28.6%	33.3%	23.5%	#DIV/0!	#DIV/0!
55-59	23.9%	#DIV/0!	38.9%	12.5%	12.5%	7.7%	16.7%	42.9%	33.3%	35.3%	#DIV/0!	#DIV/0!
60-64	14.2%	#DIV/0!	16.7%	12.5%	6.3%	15.4%	0.0%	14.3%	8.3%	29.4%	#DIV/0!	#DIV/0!
65-69	2.7%	#DIV/0!	5.6%	0.0%	0.0%	0.0%	0.0%	0.0%	16.7%	0.0%	#DIV/0!	#DIV/0!
70-74	2.7%	#DIV/0!	0.0%	0.0%	0.0%	0.0%	0.0%	14.3%	8.3%	5.9%	#DIV/0!	#DIV/0!
>=75	0.0%	#DIV/0!	0.0%	0.0%	0.0%	0.0%	0.0%	0.0%	0.0%	0.0%	#DIV/0!	#DIV/0!
Total # of vehicle	113	0	18	24	16	13	6	7	12	17	0	0
Average speed	54.2	#DIV/0!	55.9	50.6	50.3	52.5	53.2	58.1	58.9	58.0	#DIV/0!	#DIV/0!
St. Dev.	6.7	#DIV/0!	6.3	7.0	4.4	5.5	2.6	7.0	5.9	6.0	#DIV/0!	#DIV/0!
85th percentile	60.9	#NUM!	62.2	57.4	55.4	56.7	55.4	62.5	65.4	62.4	#NUM!	#NUM!
Min	36.0	0.0	40.4	36.0	44.3	39.6	50.3	50.3	52.9	46.7	0.0	0.0
Max	73.4	0.0	66.3	60.9	60.9	60.9	57.4	71.8	70.8	73.4	0.0	0.0
Range	37.4	0.0	25.9	25.0	16.6	21.4	7.1	21.5	17.8	26.7	0.0	0.0

Day 2 End of Taper

		Hour										
Vehicle Speed (all vehicles)	Total	20:00-21:00	21:00-22:00	22:00-23:00	23:00-00:00	00:00-01:00	01:00-02:00	02:00-03:00	03:00-04:00	04:00-05:00	05:00-06:00	06:00-07:00
		MPH										
< 10	0.0%	#DIV/0!	0.0%	0.0%	0.0%	0.0%	0.0%	0.0%	0.0%	0.0%	#DIV/0!	#DIV/0!
10-14	0.1%	#DIV/0!	0.0%	0.0%	0.0%	0.0%	0.0%	1.0%	0.0%	0.0%	#DIV/0!	#DIV/0!
15-19	0.2%	#DIV/0!	0.0%	0.0%	0.0%	0.6%	1.8%	0.0%	0.0%	0.0%	#DIV/0!	#DIV/0!
20-24	0.8%	#DIV/0!	0.0%	0.4%	2.7%	2.4%	0.9%	0.0%	0.0%	0.0%	#DIV/0!	#DIV/0!
25-29	2.3%	#DIV/0!	0.0%	3.5%	4.5%	3.6%	3.6%	3.9%	0.0%	0.7%	#DIV/0!	#DIV/0!
30-34	4.1%	#DIV/0!	0.9%	7.8%	7.2%	4.2%	7.2%	4.9%	0.0%	0.0%	#DIV/0!	#DIV/0!
35-39	5.5%	#DIV/0!	2.6%	10.5%	7.2%	7.7%	5.4%	3.9%	3.5%	0.7%	#DIV/0!	#DIV/0!
40-44	14.4%	#DIV/0!	12.4%	19.5%	18.6%	14.3%	16.2%	13.6%	10.4%	5.9%	#DIV/0!	#DIV/0!
45-49	17.3%	#DIV/0!	16.5%	19.9%	17.6%	19.6%	15.3%	16.5%	15.7%	14.1%	#DIV/0!	#DIV/0!
50-54	17.0%	#DIV/0!	17.1%	14.8%	16.7%	18.5%	19.8%	9.7%	24.3%	17.0%	#DIV/0!	#DIV/0!
55-59	15.3%	#DIV/0!	19.1%	10.9%	15.4%	17.3%	11.7%	12.6%	19.1%	12.6%	#DIV/0!	#DIV/0!
60-64	10.7%	#DIV/0!	16.2%	6.3%	2.7%	6.0%	6.3%	18.4%	15.7%	17.0%	#DIV/0!	#DIV/0!
65-69	7.0%	#DIV/0!	8.1%	3.9%	2.7%	3.6%	8.1%	11.7%	8.7%	15.6%	#DIV/0!	#DIV/0!
70-74	2.8%	#DIV/0!	4.6%	1.2%	2.7%	0.6%	2.7%	2.9%	0.9%	5.9%	#DIV/0!	#DIV/0!
>=75	2.5%	#DIV/0!	2.6%	1.2%	1.8%	1.8%	0.9%	1.0%	1.7%	10.4%	#DIV/0!	#DIV/0!
Total # of vehicles	1455	0	346	256	221	168	111	103	115	135	0	0
Average speed	51.5	#DIV/0!	55.0	47.6	47.3	48.8	49.1	52.4	54.5	59.0	#DIV/0!	#DIV/0!
St. Dev.	11.3	#DIV/0!	9.5	10.7	11.2	11.3	12.1	12.5	8.7	10.4	#DIV/0!	#DIV/0!
85th percentile	62.7	#NUM!	63.9	57.9	57.3	59.0	60.9	64.7	63.9	68.6	#NUM!	#NUM!
Min	13.9	0.0	31.7	23.4	22.2	18.6	18.6	13.9	35.3	29.3	0.0	0.0
Max	91.2	0.0	91.2	86.5	79.3	79.3	75.8	84.1	82.9	86.5	0.0	0.0
Range	77.4	0.0	59.5	63.1	57.1	60.7	57.1	70.2	47.6	57.1	0.0	0.0

		Hour										
Vehicle Speed (0-25 FT Vehicles)	Total	20:00-21:00	21:00-22:00	22:00-23:00	23:00-00:00	00:00-01:00	01:00-02:00	02:00-03:00	03:00-04:00	04:00-05:00	05:00-06:00	06:00-07:00
		MPH										
< 10	0.0%	#DIV/0!	0.0%	0.0%	0.0%	0.0%	0.0%	0.0%	0.0%	0.0%	#DIV/0!	#DIV/0!
10-14	0.1%	#DIV/0!	0.0%	0.0%	0.0%	0.0%	0.0%	2.0%	0.0%	0.0%	#DIV/0!	#DIV/0!
15-19	0.0%	#DIV/0!	0.0%	0.0%	0.0%	0.0%	0.0%	0.0%	0.0%	0.0%	#DIV/0!	#DIV/0!
20-24	0.4%	#DIV/0!	0.0%	0.6%	0.8%	1.0%	0.0%	0.0%	0.0%	0.0%	#DIV/0!	#DIV/0!
25-29	1.2%	#DIV/0!	0.0%	1.9%	3.2%	2.0%	0.0%	0.0%	0.0%	1.4%	#DIV/0!	#DIV/0!
30-34	2.7%	#DIV/0!	0.5%	5.7%	5.6%	3.1%	1.6%	2.0%	0.0%	0.0%	#DIV/0!	#DIV/0!
35-39	4.5%	#DIV/0!	3.6%	8.9%	2.4%	6.1%	8.2%	0.0%	2.3%	0.0%	#DIV/0!	#DIV/0!
40-44	10.5%	#DIV/0!	8.6%	15.2%	11.9%	9.2%	11.5%	10.2%	11.6%	4.1%	#DIV/0!	#DIV/0!
45-49	15.2%	#DIV/0!	12.3%	22.2%	16.7%	20.4%	9.8%	14.3%	11.6%	6.8%	#DIV/0!	#DIV/0!
50-54	16.3%	#DIV/0!	14.5%	15.8%	23.8%	16.3%	21.3%	6.1%	16.3%	12.2%	#DIV/0!	#DIV/0!
55-59	18.7%	#DIV/0!	20.9%	13.3%	21.4%	25.5%	16.4%	18.4%	20.9%	10.8%	#DIV/0!	#DIV/0!
60-64	12.7%	#DIV/0!	17.7%	7.6%	3.2%	8.2%	9.8%	22.4%	18.6%	23.0%	#DIV/0!	#DIV/0!
65-69	10.1%	#DIV/0!	10.9%	5.7%	4.8%	5.1%	14.8%	16.3%	16.3%	21.6%	#DIV/0!	#DIV/0!
70-74	4.2%	#DIV/0!	7.3%	1.3%	4.0%	1.0%	4.9%	6.1%	0.0%	6.8%	#DIV/0!	#DIV/0!
>=75	3.5%	#DIV/0!	3.6%	1.9%	2.4%	2.0%	1.6%	2.0%	2.3%	13.5%	#DIV/0!	#DIV/0!
Total # of vehicles	829	0	220	158	126	98	61	49	43	74	0	0
Average speed	54.2	#DIV/0!	57.0	49.6	51.0	51.8	54.5	57.0	56.5	61.6	#DIV/0!	#DIV/0!
St. Dev.	11.0	#DIV/0!	9.9	10.9	10.3	10.6	10.4	11.6	9.3	10.3	#DIV/0!	#DIV/0!
85th percentile	65.1	#NUM!	67.4	60.3	59.1	60.3	66.2	67.4	65.1	72.2	#NUM!	#NUM!
Min	13.9	0.0	31.7	23.4	23.4	22.2	31.7	13.9	35.3	29.3	0.0	0.0
Max	91.2	0.0	91.2	86.5	74.6	79.3	75.8	84.1	82.9	86.5	0.0	0.0
Range	77.4	0.0	59.5	63.1	51.2	57.1	44.1	70.2	47.6	57.1	0.0	0.0

Vehicle Speed (25-50 FT Vehicles)	Hour											
	Total	20:00-21:00	21:00-22:00	22:00-23:00	23:00-00:00	00:00-01:00	01:00-02:00	02:00-03:00	03:00-04:00	04:00-05:00	05:00-06:00	06:00-07:00
MPH												
< 10	0.0%	#DIV/0!	0.0%	0.0%	0.0%	0.0%	0.0%	0.0%	0.0%	0.0%	#DIV/0!	#DIV/0!
10-14	0.0%	#DIV/0!	0.0%	0.0%	0.0%	0.0%	0.0%	0.0%	0.0%	0.0%	#DIV/0!	#DIV/0!
15-19	0.3%	#DIV/0!	0.0%	0.0%	0.0%	0.0%	3.7%	0.0%	0.0%	0.0%	#DIV/0!	#DIV/0!
20-24	0.6%	#DIV/0!	0.0%	0.0%	1.9%	0.0%	3.7%	0.0%	0.0%	0.0%	#DIV/0!	#DIV/0!
25-29	0.6%	#DIV/0!	0.0%	1.9%	0.0%	0.0%	0.0%	4.0%	0.0%	0.0%	#DIV/0!	#DIV/0!
30-34	2.7%	#DIV/0!	0.0%	9.3%	1.9%	2.5%	3.7%	4.0%	0.0%	0.0%	#DIV/0!	#DIV/0!
35-39	6.4%	#DIV/0!	0.0%	7.4%	15.4%	7.5%	3.7%	8.0%	5.7%	5.6%	#DIV/0!	#DIV/0!
40-44	24.8%	#DIV/0!	21.5%	31.5%	34.6%	27.5%	29.6%	16.0%	14.3%	11.1%	#DIV/0!	#DIV/0!
45-49	21.8%	#DIV/0!	26.6%	25.9%	23.1%	22.5%	22.2%	16.0%	14.3%	5.6%	#DIV/0!	#DIV/0!
50-54	17.6%	#DIV/0!	19.0%	9.3%	9.6%	25.0%	22.2%	12.0%	25.7%	27.8%	#DIV/0!	#DIV/0!
55-59	13.0%	#DIV/0!	19.0%	9.3%	7.7%	7.5%	7.4%	12.0%	17.1%	27.8%	#DIV/0!	#DIV/0!
60-64	7.6%	#DIV/0!	12.7%	5.6%	1.9%	2.5%	3.7%	16.0%	14.3%	0.0%	#DIV/0!	#DIV/0!
65-69	3.0%	#DIV/0!	1.3%	0.0%	0.0%	2.5%	0.0%	12.0%	8.6%	11.1%	#DIV/0!	#DIV/0!
70-74	0.6%	#DIV/0!	0.0%	0.0%	1.9%	0.0%	0.0%	0.0%	0.0%	5.6%	#DIV/0!	#DIV/0!
>=75	0.9%	#DIV/0!	0.0%	0.0%	1.9%	2.5%	0.0%	0.0%	0.0%	5.6%	#DIV/0!	#DIV/0!
Total # of vehicle	330	0	79	54	52	40	27	25	35	18	0	0
Average speed	49.1	#DIV/0!	51.0	45.4	46.1	48.2	45.5	51.1	53.1	56.2	#DIV/0!	#DIV/0!
St. Dev.	9.3	#DIV/0!	7.0	8.2	9.3	8.7	10.0	11.7	8.3	10.7	#DIV/0!	#DIV/0!
85th percentile	57.9	#NUM!	57.9	54.4	52.8	53.5	53.1	63.9	61.5	65.1	#NUM!	#NUM!
Min	18.6	0.0	40.0	29.3	23.4	32.9	18.6	27.0	35.3	38.9	0.0	0.0
Max	84.1	0.0	69.8	63.9	79.3	77.0	63.9	68.6	67.4	84.1	0.0	0.0
Range	65.5	0.0	29.8	34.5	56.0	44.1	45.2	41.7	32.1	45.2	0.0	0.0

Vehicle Speed (50-75 FT Vehicles)	Hour											
	Total	20:00-21:00	21:00-22:00	22:00-23:00	23:00-00:00	00:00-01:00	01:00-02:00	02:00-03:00	03:00-04:00	04:00-05:00	05:00-06:00	06:00-07:00
MPH												
< 10	0.0%	#DIV/0!	0.0%	0.0%	0.0%	0.0%	0.0%	0.0%	0.0%	0.0%	#DIV/0!	#DIV/0!
10-14	0.0%	#DIV/0!	0.0%	0.0%	0.0%	0.0%	0.0%	0.0%	0.0%	0.0%	#DIV/0!	#DIV/0!
15-19	0.9%	#DIV/0!	0.0%	0.0%	0.0%	4.0%	5.6%	0.0%	0.0%	0.0%	#DIV/0!	#DIV/0!
20-24	3.2%	#DIV/0!	0.0%	0.0%	12.1%	12.0%	0.0%	0.0%	0.0%	0.0%	#DIV/0!	#DIV/0!
25-29	10.1%	#DIV/0!	0.0%	19.2%	18.2%	16.0%	22.2%	14.3%	0.0%	0.0%	#DIV/0!	#DIV/0!
30-34	10.6%	#DIV/0!	5.3%	11.5%	18.2%	12.0%	33.3%	14.3%	0.0%	0.0%	#DIV/0!	#DIV/0!
35-39	6.0%	#DIV/0!	2.6%	11.5%	12.1%	12.0%	0.0%	9.5%	0.0%	0.0%	#DIV/0!	#DIV/0!
40-44	14.2%	#DIV/0!	15.8%	26.9%	9.1%	16.0%	16.7%	14.3%	7.1%	10.3%	#DIV/0!	#DIV/0!
45-49	18.8%	#DIV/0!	18.4%	7.7%	18.2%	8.0%	11.1%	14.3%	28.6%	37.9%	#DIV/0!	#DIV/0!
50-54	21.1%	#DIV/0!	31.6%	15.4%	6.1%	16.0%	11.1%	19.0%	39.3%	24.1%	#DIV/0!	#DIV/0!
55-59	6.9%	#DIV/0!	7.9%	3.8%	6.1%	4.0%	0.0%	4.8%	17.9%	6.9%	#DIV/0!	#DIV/0!
60-64	5.5%	#DIV/0!	10.5%	0.0%	0.0%	0.0%	0.0%	9.5%	7.1%	13.8%	#DIV/0!	#DIV/0!
65-69	1.8%	#DIV/0!	5.3%	3.8%	0.0%	0.0%	0.0%	0.0%	0.0%	3.4%	#DIV/0!	#DIV/0!
70-74	0.0%	#DIV/0!	0.0%	0.0%	0.0%	0.0%	0.0%	0.0%	0.0%	0.0%	#DIV/0!	#DIV/0!
>=75	0.9%	#DIV/0!	2.6%	0.0%	0.0%	0.0%	0.0%	0.0%	0.0%	3.4%	#DIV/0!	#DIV/0!
Total # of vehicle	218	0	38	26	33	25	18	21	28	29	0	0
Average speed	44.5	#DIV/0!	51.5	41.3	36.8	37.5	35.9	42.9	51.4	53.1	#DIV/0!	#DIV/0!
St. Dev.	11.5	#DIV/0!	9.2	10.2	10.5	11.2	9.9	11.1	4.9	7.8	#DIV/0!	#DIV/0!
85th percentile	54.9	#NUM!	60.3	51.4	48.4	51.2	48.9	53.1	55.5	60.3	#NUM!	#NUM!
Min	18.6	0.0	34.1	25.8	22.2	18.6	18.6	25.8	40.0	40.0	0.0	0.0
Max	80.5	0.0	75.8	65.1	57.9	57.9	54.3	60.3	61.5	80.5	0.0	0.0
Range	61.9	0.0	41.7	39.3	35.7	39.3	35.7	34.5	21.4	40.5	0.0	0.0



Vehicle Speed (+75 FT Vehicles)	Hour											
	Total	20:00-21:00	21:00-22:00	22:00-23:00	23:00-00:00	00:00-01:00	01:00-02:00	02:00-03:00	03:00-04:00	04:00-05:00	05:00-06:00	06:00-07:00
MPH												
< 10	0.0%	#DIV/0!	0.0%	0.0%	0.0%	0.0%	0.0%	0.0%	0.0%	0.0%	#DIV/0!	#DIV/0!
10-14	0.0%	#DIV/0!	0.0%	0.0%	0.0%	0.0%	0.0%	0.0%	0.0%	0.0%	#DIV/0!	#DIV/0!
15-19	0.0%	#DIV/0!	0.0%	0.0%	0.0%	0.0%	0.0%	0.0%	0.0%	0.0%	#DIV/0!	#DIV/0!
20-24	0.0%	#DIV/0!	0.0%	0.0%	0.0%	0.0%	0.0%	0.0%	0.0%	0.0%	#DIV/0!	#DIV/0!
25-29	0.0%	#DIV/0!	0.0%	0.0%	0.0%	0.0%	0.0%	0.0%	0.0%	0.0%	#DIV/0!	#DIV/0!
30-34	6.4%	#DIV/0!	0.0%	16.7%	20.0%	0.0%	0.0%	0.0%	0.0%	0.0%	#DIV/0!	#DIV/0!
35-39	11.5%	#DIV/0!	0.0%	33.3%	10.0%	20.0%	0.0%	0.0%	11.1%	0.0%	#DIV/0!	#DIV/0!
40-44	12.8%	#DIV/0!	11.1%	11.1%	50.0%	0.0%	0.0%	25.0%	0.0%	0.0%	#DIV/0!	#DIV/0!
45-49	15.4%	#DIV/0!	22.2%	0.0%	0.0%	40.0%	60.0%	37.5%	0.0%	14.3%	#DIV/0!	#DIV/0!
50-54	11.5%	#DIV/0!	0.0%	22.2%	0.0%	20.0%	20.0%	0.0%	11.1%	14.3%	#DIV/0!	#DIV/0!
55-59	11.5%	#DIV/0!	22.2%	5.6%	10.0%	0.0%	20.0%	0.0%	22.2%	14.3%	#DIV/0!	#DIV/0!
60-64	16.7%	#DIV/0!	33.3%	5.6%	10.0%	20.0%	0.0%	25.0%	33.3%	14.3%	#DIV/0!	#DIV/0!
65-69	5.1%	#DIV/0!	11.1%	0.0%	0.0%	0.0%	0.0%	12.5%	0.0%	14.3%	#DIV/0!	#DIV/0!
70-74	5.1%	#DIV/0!	0.0%	5.6%	0.0%	0.0%	0.0%	0.0%	11.1%	14.3%	#DIV/0!	#DIV/0!
>=75	3.8%	#DIV/0!	0.0%	0.0%	0.0%	0.0%	0.0%	0.0%	11.1%	14.3%	#DIV/0!	#DIV/0!
Total # of vehicle	78	0	9	18	10	5	5	8	9	14	0	0
Average speed	52.4	#DIV/0!	56.8	45.3	42.8	49.8	50.8	53.6	60.6	61.7	#DIV/0!	#DIV/0!
St. Dev.	11.9	#DIV/0!	7.7	11.5	10.4	9.2	3.4	9.7	11.7	9.8	#DIV/0!	#DIV/0!
85th percentile	63.9	#NUM!	62.4	56.5	52.5	57.2	54.1	63.9	70.5	71.7	#NUM!	#NUM!
Min	31.7	0.0	43.6	31.7	31.7	36.5	48.4	44.8	35.3	47.2	0.0	0.0
Max	79.3	0.0	67.4	71.0	63.9	61.5	55.5	67.4	75.8	79.3	0.0	0.0
Range	47.6	0.0	23.8	39.3	32.1	25.0	7.1	22.6	40.5	32.1	0.0	0.0

Day 2 1<sup>st</sup> WZ

Vehicle Speed (all vehicles)	Hour											
	Total	20:00-21:00	21:00-22:00	22:00-23:00	23:00-00:00	00:00-01:00	01:00-02:00	02:00-03:00	03:00-04:00	04:00-05:00	05:00-06:00	06:00-07:00
MPH												
< 10	0.0%	#DIV/0!	0.0%	0.0%	0.0%	0.0%	0.0%	0.0%	0.0%	0.0%	#DIV/0!	#DIV/0!
10-14	0.4%	#DIV/0!	0.0%	0.0%	1.0%	2.3%	0.0%	0.0%	0.0%	0.0%	#DIV/0!	#DIV/0!
15-19	1.8%	#DIV/0!	0.3%	0.0%	9.0%	1.8%	1.6%	0.0%	0.8%	0.0%	#DIV/0!	#DIV/0!
20-24	4.7%	#DIV/0!	1.8%	2.4%	11.4%	11.7%	3.9%	4.7%	0.0%	1.5%	#DIV/0!	#DIV/0!
25-29	9.5%	#DIV/0!	4.7%	6.7%	17.6%	21.1%	16.5%	7.5%	0.8%	2.3%	#DIV/0!	#DIV/0!
30-34	16.0%	#DIV/0!	10.5%	16.9%	26.2%	22.8%	16.5%	21.5%	5.8%	7.7%	#DIV/0!	#DIV/0!
35-39	17.7%	#DIV/0!	19.0%	18.9%	14.3%	19.3%	18.9%	22.4%	20.7%	7.7%	#DIV/0!	#DIV/0!
40-44	18.2%	#DIV/0!	21.9%	20.1%	11.0%	11.7%	26.8%	15.0%	23.1%	14.6%	#DIV/0!	#DIV/0!
45-49	14.7%	#DIV/0!	17.8%	15.4%	6.7%	6.4%	7.1%	19.6%	21.5%	26.2%	#DIV/0!	#DIV/0!
50-54	10.0%	#DIV/0!	13.5%	13.4%	1.4%	1.8%	7.1%	4.7%	14.9%	21.5%	#DIV/0!	#DIV/0!
55-59	3.8%	#DIV/0!	5.6%	3.1%	1.0%	1.2%	0.8%	4.7%	5.8%	8.5%	#DIV/0!	#DIV/0!
60-64	2.5%	#DIV/0!	4.4%	2.4%	0.5%	0.0%	0.8%	0.0%	5.0%	6.2%	#DIV/0!	#DIV/0!
65-69	0.7%	#DIV/0!	0.6%	0.8%	0.0%	0.0%	0.0%	0.0%	1.7%	3.1%	#DIV/0!	#DIV/0!
70-74	0.0%	#DIV/0!	0.0%	0.0%	0.0%	0.0%	0.0%	0.0%	0.0%	0.0%	#DIV/0!	#DIV/0!
>=75	0.1%	#DIV/0!	0.0%	0.0%	0.0%	0.0%	0.0%	0.0%	0.0%	0.8%	#DIV/0!	#DIV/0!
Total # of vehicles	1462	0	342	254	210	171	127	107	121	130	0	0
Average speed	39.6	#DIV/0!	43.0	41.1	31.7	32.7	36.9	38.9	44.9	47.3	#DIV/0!	#DIV/0!
St. Dev.	10.3	#DIV/0!	9.2	9.1	8.9	8.6	8.3	8.5	8.6	9.8	#DIV/0!	#DIV/0!
85th percentile	50.0	#NUM!	52.0	51.0	41.0	41.0	45.1	48.0	53.0	56.7	#NUM!	#NUM!
Min	10.0	0.0	18.0	21.0	10.0	12.0	19.0	20.0	15.0	20.0	0.0	0.0
Max	77.0	0.0	67.0	66.0	61.0	59.0	60.0	57.0	66.0	77.0	0.0	0.0
Range	67.0	0.0	49.0	45.0	51.0	47.0	41.0	37.0	51.0	57.0	0.0	0.0

Vehicle Speed (0-25 FT Vehicles)	Hour											
	Total	20:00-21:00	21:00-22:00	22:00-23:00	23:00-00:00	00:00-01:00	01:00-02:00	02:00-03:00	03:00-04:00	04:00-05:00	05:00-06:00	06:00-07:00
MPH												
< 10	0.0%	#DIV/0!	0.0%	0.0%	0.0%	0.0%	0.0%	0.0%	0.0%	0.0%	#DIV/0!	#DIV/0!
10-14	0.6%	#DIV/0!	0.0%	0.0%	0.8%	3.3%	0.0%	0.0%	0.0%	0.0%	#DIV/0!	#DIV/0!
15-19	2.2%	#DIV/0!	0.0%	0.0%	10.6%	2.4%	2.6%	0.0%	1.9%	0.0%	#DIV/0!	#DIV/0!
20-24	4.8%	#DIV/0!	2.3%	1.3%	10.6%	10.6%	5.3%	6.3%	0.0%	1.4%	#DIV/0!	#DIV/0!
25-29	8.4%	#DIV/0!	5.4%	5.0%	15.2%	17.9%	10.5%	6.3%	0.0%	1.4%	#DIV/0!	#DIV/0!
30-34	15.5%	#DIV/0!	11.3%	15.6%	24.2%	20.3%	19.7%	17.5%	7.5%	2.9%	#DIV/0!	#DIV/0!
35-39	16.8%	#DIV/0!	19.0%	15.6%	18.2%	20.3%	18.4%	19.0%	13.2%	2.9%	#DIV/0!	#DIV/0!
40-44	17.5%	#DIV/0!	21.3%	20.6%	9.8%	13.8%	23.7%	14.3%	20.8%	12.9%	#DIV/0!	#DIV/0!
45-49	15.8%	#DIV/0!	16.3%	18.1%	8.3%	8.9%	7.9%	23.8%	26.4%	28.6%	#DIV/0!	#DIV/0!
50-54	11.1%	#DIV/0!	14.0%	16.3%	2.3%	1.6%	9.2%	6.3%	17.0%	25.7%	#DIV/0!	#DIV/0!
55-59	3.8%	#DIV/0!	5.4%	3.8%	0.0%	0.8%	1.3%	6.3%	1.9%	12.9%	#DIV/0!	#DIV/0!
60-64	2.6%	#DIV/0!	4.1%	2.5%	0.0%	0.0%	1.3%	0.0%	7.5%	7.1%	#DIV/0!	#DIV/0!
65-69	0.9%	#DIV/0!	0.9%	1.3%	0.0%	0.0%	0.0%	0.0%	3.8%	2.9%	#DIV/0!	#DIV/0!
70-74	0.0%	#DIV/0!	0.0%	0.0%	0.0%	0.0%	0.0%	0.0%	0.0%	0.0%	#DIV/0!	#DIV/0!
>=75	0.1%	#DIV/0!	0.0%	0.0%	0.0%	0.0%	0.0%	0.0%	0.0%	1.4%	#DIV/0!	#DIV/0!
Total # of vehicles	898	0	221	160	132	123	76	63	53	70	0	0
Average speed	39.9	#DIV/0!	42.8	42.7	31.8	33.3	37.2	39.9	45.6	49.5	#DIV/0!	#DIV/0!
St. Dev.	10.5	#DIV/0!	9.6	9.0	8.6	8.9	9.0	9.1	9.5	8.8	#DIV/0!	#DIV/0!
85th percentile	51.0	#NUM!	53.0	52.0	41.4	42.0	46.0	48.7	53.2	58.0	#NUM!	#NUM!
Min	12.0	0.0	20.0	24.0	14.0	12.0	19.0	20.0	15.0	24.0	0.0	0.0
Max	77.0	0.0	67.0	66.0	53.0	55.0	60.0	57.0	66.0	77.0	0.0	0.0
Range	65.0	0.0	47.0	42.0	39.0	43.0	41.0	37.0	51.0	53.0	0.0	0.0

Vehicle Speed (25-50 FT Vehicles)	Hour											
	Total	20:00-21:00	21:00-22:00	22:00-23:00	23:00-00:00	00:00-01:00	01:00-02:00	02:00-03:00	03:00-04:00	04:00-05:00	05:00-06:00	06:00-07:00
MPH												
< 10	0.0%	#DIV/0!	0.0%	0.0%	0.0%	0.0%	0.0%	0.0%	0.0%	0.0%	#DIV/0!	#DIV/0!
10-14	0.3%	#DIV/0!	0.0%	0.0%	2.6%	0.0%	0.0%	0.0%	0.0%	0.0%	#DIV/0!	#DIV/0!
15-19	1.0%	#DIV/0!	1.3%	0.0%	5.3%	0.0%	0.0%	0.0%	0.0%	0.0%	#DIV/0!	#DIV/0!
20-24	5.1%	#DIV/0!	0.0%	6.5%	13.2%	16.7%	3.4%	5.0%	0.0%	3.7%	#DIV/0!	#DIV/0!
25-29	7.8%	#DIV/0!	2.5%	6.5%	15.8%	16.7%	20.7%	0.0%	3.4%	3.7%	#DIV/0!	#DIV/0!
30-34	13.7%	#DIV/0!	7.5%	17.4%	23.7%	37.5%	6.9%	20.0%	0.0%	7.4%	#DIV/0!	#DIV/0!
35-39	15.0%	#DIV/0!	8.8%	17.4%	10.5%	12.5%	20.7%	35.0%	20.7%	11.1%	#DIV/0!	#DIV/0!
40-44	24.9%	#DIV/0!	31.3%	23.9%	18.4%	12.5%	34.5%	20.0%	34.5%	11.1%	#DIV/0!	#DIV/0!
45-49	15.7%	#DIV/0!	21.3%	15.2%	5.3%	0.0%	10.3%	20.0%	17.2%	29.6%	#DIV/0!	#DIV/0!
50-54	9.2%	#DIV/0!	15.0%	10.9%	0.0%	4.2%	3.4%	0.0%	10.3%	18.5%	#DIV/0!	#DIV/0!
55-59	3.8%	#DIV/0!	6.3%	2.2%	2.6%	0.0%	0.0%	0.0%	10.3%	3.7%	#DIV/0!	#DIV/0!
60-64	3.1%	#DIV/0!	6.3%	0.0%	2.6%	0.0%	0.0%	0.0%	3.4%	7.4%	#DIV/0!	#DIV/0!
65-69	0.3%	#DIV/0!	0.0%	0.0%	0.0%	0.0%	0.0%	0.0%	0.0%	3.7%	#DIV/0!	#DIV/0!
70-74	0.0%	#DIV/0!	0.0%	0.0%	0.0%	0.0%	0.0%	0.0%	0.0%	0.0%	#DIV/0!	#DIV/0!
>=75	0.0%	#DIV/0!	0.0%	0.0%	0.0%	0.0%	0.0%	0.0%	0.0%	0.0%	#DIV/0!	#DIV/0!
Total # of vehicle	293	0	80	46	38	24	29	20	29	27	0	0
Average speed	40.2	#DIV/0!	44.7	38.8	32.8	32.2	37.2	38.0	44.8	46.1	#DIV/0!	#DIV/0!
St. Dev.	9.9	#DIV/0!	8.3	8.6	10.6	7.1	7.7	6.9	7.8	11.1	#DIV/0!	#DIV/0!
85th percentile	50.0	#NUM!	52.0	48.0	42.0	39.6	43.8	45.0	52.6	54.5	#NUM!	#NUM!
Min	10.0	0.0	18.0	21.0	10.0	21.0	21.0	20.0	29.0	20.0	0.0	0.0
Max	68.0	0.0	64.0	55.0	61.0	51.0	51.0	48.0	63.0	68.0	0.0	0.0
Range	58.0	0.0	46.0	34.0	51.0	30.0	30.0	28.0	34.0	48.0	0.0	0.0

Vehicle Speed (50-75 FT Vehicles)	Hour											
	Total	20:00-21:00	21:00-22:00	22:00-23:00	23:00-00:00	00:00-01:00	01:00-02:00	02:00-03:00	03:00-04:00	04:00-05:00	05:00-06:00	06:00-07:00
MPH												
< 10	0.0%	#DIV/0!	0.0%	0.0%	0.0%	0.0%	0.0%	0.0%	0.0%	0.0%	#DIV/0!	#DIV/0!
10-14	0.0%	#DIV/0!	0.0%	0.0%	0.0%	0.0%	0.0%	0.0%	0.0%	0.0%	#DIV/0!	#DIV/0!
15-19	1.7%	#DIV/0!	0.0%	0.0%	11.1%	0.0%	0.0%	0.0%	0.0%	0.0%	#DIV/0!	#DIV/0!
20-24	4.6%	#DIV/0!	3.7%	3.8%	11.1%	17.6%	0.0%	0.0%	0.0%	0.0%	#DIV/0!	#DIV/0!
25-29	21.1%	#DIV/0!	7.4%	23.1%	33.3%	52.9%	58.3%	20.0%	0.0%	4.5%	#DIV/0!	#DIV/0!
30-34	25.1%	#DIV/0!	18.5%	34.6%	40.7%	23.5%	16.7%	46.7%	6.9%	18.2%	#DIV/0!	#DIV/0!
35-39	21.7%	#DIV/0!	48.1%	19.2%	0.0%	5.9%	8.3%	26.7%	34.5%	18.2%	#DIV/0!	#DIV/0!
40-44	9.1%	#DIV/0!	3.7%	11.5%	3.7%	0.0%	16.7%	0.0%	17.2%	18.2%	#DIV/0!	#DIV/0!
45-49	9.1%	#DIV/0!	11.1%	7.7%	0.0%	0.0%	0.0%	6.7%	20.7%	18.2%	#DIV/0!	#DIV/0!
50-54	4.6%	#DIV/0!	7.4%	0.0%	0.0%	0.0%	0.0%	0.0%	10.3%	13.6%	#DIV/0!	#DIV/0!
55-59	2.3%	#DIV/0!	0.0%	0.0%	0.0%	0.0%	0.0%	0.0%	10.3%	4.5%	#DIV/0!	#DIV/0!
60-64	0.6%	#DIV/0!	0.0%	0.0%	0.0%	0.0%	0.0%	0.0%	0.0%	4.5%	#DIV/0!	#DIV/0!
65-69	0.0%	#DIV/0!	0.0%	0.0%	0.0%	0.0%	0.0%	0.0%	0.0%	0.0%	#DIV/0!	#DIV/0!
70-74	0.0%	#DIV/0!	0.0%	0.0%	0.0%	0.0%	0.0%	0.0%	0.0%	0.0%	#DIV/0!	#DIV/0!
>=75	0.0%	#DIV/0!	0.0%	0.0%	0.0%	0.0%	0.0%	0.0%	0.0%	0.0%	#DIV/0!	#DIV/0!
Total # of vehicle	175	0	27	26	27	17	12	15	29	22	0	0
Average speed	35.5	#DIV/0!	37.4	34.2	27.9	27.8	31.8	33.9	43.4	42.6	#DIV/0!	#DIV/0!
St. Dev.	8.9	#DIV/0!	7.2	6.2	5.8	4.2	5.9	5.3	7.7	9.7	#DIV/0!	#DIV/0!
85th percentile	45.0	#NUM!	45.2	40.8	33.0	32.6	39.7	38.0	51.0	53.0	#NUM!	#NUM!
Min	17.0	0.0	23.0	22.0	17.0	22.0	26.0	26.0	33.0	27.0	0.0	0.0
Max	64.0	0.0	52.0	46.0	43.0	38.0	42.0	48.0	59.0	64.0	0.0	0.0
Range	47.0	0.0	29.0	24.0	26.0	16.0	16.0	22.0	26.0	37.0	0.0	0.0

Vehicle Speed (+75 FT Vehicles)	Hour											
	Total	20:00-21:00	21:00-22:00	22:00-23:00	23:00-00:00	00:00-01:00	01:00-02:00	02:00-03:00	03:00-04:00	04:00-05:00	05:00-06:00	06:00-07:00
MPH												
< 10		0.0% #DIV/0!	0.0%	0.0%	0.0%	0.0%	0.0%	0.0%	0.0%	0.0%	0.0% #DIV/0!	#DIV/0!
10-14		0.0% #DIV/0!	0.0%	0.0%	0.0%	0.0%	0.0%	0.0%	0.0%	0.0%	0.0% #DIV/0!	#DIV/0!
15-19		0.0% #DIV/0!	0.0%	0.0%	0.0%	0.0%	0.0%	0.0%	0.0%	0.0%	0.0% #DIV/0!	#DIV/0!
20-24		2.1% #DIV/0!	0.0%	0.0%	15.4%	0.0%	0.0%	0.0%	0.0%	0.0%	0.0% #DIV/0!	#DIV/0!
25-29		4.2% #DIV/0!	0.0%	0.0%	15.4%	14.3%	0.0%	11.1%	0.0%	0.0%	0.0% #DIV/0!	#DIV/0!
30-34		11.5% #DIV/0!	0.0%	4.5%	23.1%	14.3%	20.0%	11.1%	10.0%	18.2%	0.0% #DIV/0!	#DIV/0!
35-39		27.1% #DIV/0!	21.4%	45.5%	15.4%	57.1%	30.0%	11.1%	20.0%	9.1%	0.0% #DIV/0!	#DIV/0!
40-44		20.8% #DIV/0!	14.3%	18.2%	15.4%	0.0%	40.0%	33.3%	20.0%	27.3%	0.0% #DIV/0!	#DIV/0!
45-49		11.5% #DIV/0!	35.7%	4.5%	7.7%	0.0%	0.0%	11.1%	10.0%	18.2%	0.0% #DIV/0!	#DIV/0!
50-54		11.5% #DIV/0!	7.1%	13.6%	0.0%	0.0%	10.0%	11.1%	30.0%	18.2%	0.0% #DIV/0!	#DIV/0!
55-59		6.3% #DIV/0!	14.3%	4.5%	7.7%	14.3%	0.0%	11.1%	0.0%	0.0%	0.0% #DIV/0!	#DIV/0!
60-64		4.2% #DIV/0!	7.1%	9.1%	0.0%	0.0%	0.0%	0.0%	10.0%	0.0%	0.0% #DIV/0!	#DIV/0!
65-69		1.0% #DIV/0!	0.0%	0.0%	0.0%	0.0%	0.0%	0.0%	0.0%	9.1%	0.0% #DIV/0!	#DIV/0!
70-74		0.0% #DIV/0!	0.0%	0.0%	0.0%	0.0%	0.0%	0.0%	0.0%	0.0%	0.0% #DIV/0!	#DIV/0!
>=75		0.0% #DIV/0!	0.0%	0.0%	0.0%	0.0%	0.0%	0.0%	0.0%	0.0%	0.0% #DIV/0!	#DIV/0!
Total # of vehicle	96	0	14	22	13	7	10	9	10	11	0	0
Average speed	42.2	#DIV/0!	47.0	43.0	34.9	37.3	39.8	42.1	45.7	44.8	#DIV/0!	#DIV/0!
St. Dev.	9.3	#DIV/0!	8.1	9.0	9.7	10.3	4.6	8.8	9.5	9.2	#DIV/0!	#DIV/0!
85th percentile	51.8	#NUM!	58.1	51.7	43.4	39.2	42.0	51.0	52.0	50.0	#NUM!	#NUM!
Min	23.0	0.0	36.0	34.0	23.0	26.0	34.0	29.0	31.0	32.0	0.0	0.0
Max	65.0	0.0	61.0	64.0	57.0	59.0	50.0	55.0	64.0	65.0	0.0	0.0
Range	42.0	0.0	25.0	30.0	34.0	33.0	16.0	26.0	33.0	33.0	0.0	0.0

Day 2 2<sup>nd</sup> WZ

Vehicle Speed (all vehicles)	Hour											
	Total	20:00-21:00	21:00-22:00	22:00-23:00	23:00-00:00	00:00-01:00	01:00-02:00	02:00-03:00	03:00-04:00	04:00-05:00	05:00-06:00	06:00-07:00
MPH												
< 10	0.0%	#DIV/0!	0.0%	0.0%	0.0%	0.0%	0.0%	0.0%	0.0%	0.0%	#DIV/0!	#DIV/0!
10-14	0.1%	#DIV/0!	0.0%	0.0%	0.0%	0.0%	0.0%	0.0%	0.0%	0.7%	#DIV/0!	#DIV/0!
15-19	1.6%	#DIV/0!	0.0%	1.1%	0.4%	0.6%	0.0%	6.3%	5.2%	4.1%	#DIV/0!	#DIV/0!
20-24	4.9%	#DIV/0!	1.3%	2.9%	0.9%	4.5%	2.3%	23.2%	12.2%	5.5%	#DIV/0!	#DIV/0!
25-29	19.7%	#DIV/0!	15.6%	24.5%	16.1%	14.5%	11.5%	29.5%	31.3%	21.9%	#DIV/0!	#DIV/0!
30-34	30.7%	#DIV/0!	29.6%	30.4%	33.2%	37.4%	36.2%	16.1%	24.3%	32.9%	#DIV/0!	#DIV/0!
35-39	25.9%	#DIV/0!	27.4%	30.0%	28.3%	26.8%	34.6%	16.1%	19.1%	15.8%	#DIV/0!	#DIV/0!
40-44	9.5%	#DIV/0!	14.0%	4.8%	11.7%	11.2%	9.2%	3.6%	5.2%	11.0%	#DIV/0!	#DIV/0!
45-49	5.1%	#DIV/0!	6.7%	4.4%	6.7%	2.8%	5.4%	3.6%	2.6%	6.2%	#DIV/0!	#DIV/0!
50-54	1.8%	#DIV/0!	3.2%	1.8%	1.3%	1.7%	0.8%	1.8%	0.0%	2.1%	#DIV/0!	#DIV/0!
55-59	0.6%	#DIV/0!	1.6%	0.0%	1.3%	0.6%	0.0%	0.0%	0.0%	0.0%	#DIV/0!	#DIV/0!
60-64	0.1%	#DIV/0!	0.6%	0.0%	0.0%	0.0%	0.0%	0.0%	0.0%	0.0%	#DIV/0!	#DIV/0!
65-69	0.0%	#DIV/0!	0.0%	0.0%	0.0%	0.0%	0.0%	0.0%	0.0%	0.0%	#DIV/0!	#DIV/0!
70-74	0.0%	#DIV/0!	0.0%	0.0%	0.0%	0.0%	0.0%	0.0%	0.0%	0.0%	#DIV/0!	#DIV/0!
>=75	0.0%	#DIV/0!	0.0%	0.0%	0.0%	0.0%	0.0%	0.0%	0.0%	0.0%	#DIV/0!	#DIV/0!
Total # of vehicles	1492	0	314	273	223	179	130	112	115	146	0	0
Average speed	34.3	#DIV/0!	36.7	33.9	35.8	34.7	35.4	29.8	30.6	33.1	#DIV/0!	#DIV/0!
St. Dev.	7.0	#DIV/0!	7.2	6.1	6.6	6.2	5.3	7.8	6.7	7.4	#DIV/0!	#DIV/0!
85th percentile	40.6	#NUM!	43.6	39.2	42.1	40.6	40.4	37.7	37.7	41.4	#NUM!	#NUM!
Min	13.9	0.0	22.8	15.4	17.6	19.8	21.3	16.1	17.6	13.9	0.0	0.0
Max	62.2	0.0	62.2	52.5	57.0	55.5	51.1	53.3	45.9	54.0	0.0	0.0
Range	48.3	0.0	39.4	37.2	39.4	35.7	29.7	37.2	28.2	40.1	0.0	0.0

Vehicle Speed (0-25 FT Vehicles)	Hour											
	Total	20:00-21:00	21:00-22:00	22:00-23:00	23:00-00:00	00:00-01:00	01:00-02:00	02:00-03:00	03:00-04:00	04:00-05:00	05:00-06:00	06:00-07:00
MPH												
< 10	0.0%	#DIV/0!	0.0%	0.0%	0.0%	0.0%	0.0%	0.0%	0.0%	0.0%	#DIV/0!	#DIV/0!
10-14	0.0%	#DIV/0!	0.0%	0.0%	0.0%	0.0%	0.0%	0.0%	0.0%	0.0%	#DIV/0!	#DIV/0!
15-19	1.2%	#DIV/0!	0.0%	1.8%	0.0%	0.9%	0.0%	3.4%	4.5%	3.8%	#DIV/0!	#DIV/0!
20-24	4.8%	#DIV/0!	1.5%	2.4%	1.4%	3.4%	2.6%	25.4%	18.2%	5.1%	#DIV/0!	#DIV/0!
25-29	21.4%	#DIV/0!	16.8%	31.0%	19.4%	15.5%	9.0%	30.5%	31.8%	24.4%	#DIV/0!	#DIV/0!
30-34	29.5%	#DIV/0!	28.7%	25.0%	31.7%	37.1%	39.7%	18.6%	18.2%	30.8%	#DIV/0!	#DIV/0!
35-39	27.4%	#DIV/0!	30.2%	28.6%	28.1%	27.6%	37.2%	15.3%	22.7%	17.9%	#DIV/0!	#DIV/0!
40-44	9.3%	#DIV/0!	11.4%	6.5%	11.5%	13.8%	5.1%	0.0%	4.5%	12.8%	#DIV/0!	#DIV/0!
45-49	4.3%	#DIV/0!	6.4%	3.6%	5.8%	0.9%	5.1%	5.1%	0.0%	3.8%	#DIV/0!	#DIV/0!
50-54	1.5%	#DIV/0!	3.0%	1.2%	0.7%	0.9%	1.3%	1.7%	0.0%	1.3%	#DIV/0!	#DIV/0!
55-59	0.6%	#DIV/0!	1.5%	0.0%	1.4%	0.0%	0.0%	0.0%	0.0%	0.0%	#DIV/0!	#DIV/0!
60-64	0.1%	#DIV/0!	0.5%	0.0%	0.0%	0.0%	0.0%	0.0%	0.0%	0.0%	#DIV/0!	#DIV/0!
65-69	0.0%	#DIV/0!	0.0%	0.0%	0.0%	0.0%	0.0%	0.0%	0.0%	0.0%	#DIV/0!	#DIV/0!
70-74	0.0%	#DIV/0!	0.0%	0.0%	0.0%	0.0%	0.0%	0.0%	0.0%	0.0%	#DIV/0!	#DIV/0!
>=75	0.0%	#DIV/0!	0.0%	0.0%	0.0%	0.0%	0.0%	0.0%	0.0%	0.0%	#DIV/0!	#DIV/0!
Total # of vehicles	884	0	202	168	139	116	78	59	44	78	0	0
Average speed	34.2	#DIV/0!	36.4	33.4	35.3	34.4	35.2	29.7	29.9	32.9	#DIV/0!	#DIV/0!
St. Dev.	6.7	#DIV/0!	7.0	6.2	6.5	5.5	5.4	7.5	6.4	6.9	#DIV/0!	#DIV/0!
85th percentile	40.6	#NUM!	43.5	39.2	42.1	40.5	39.2	37.7	36.6	41.0	#NUM!	#NUM!
Min	15.4	0.0	23.6	15.4	21.3	19.8	21.3	18.3	17.6	17.6	0.0	0.0
Max	62.2	0.0	62.2	52.5	57.0	51.1	51.1	53.3	44.4	51.8	0.0	0.0
Range	46.8	0.0	38.7	37.2	35.7	31.2	29.7	34.9	26.8	34.2	0.0	0.0

		Hour										
Vehicle Speed (25-50 FT Vehicles)	Total	20:00-21:00	21:00-22:00	22:00-23:00	23:00-00:00	00:00-01:00	01:00-02:00	02:00-03:00	03:00-04:00	04:00-05:00	05:00-06:00	06:00-07:00
		MPH										
< 10	0.0%	#DIV/0!	0.0%	0.0%	0.0%	0.0%	0.0%	0.0%	0.0%	0.0%	#DIV/0!	#DIV/0!
10-14	0.3%	#DIV/0!	0.0%	0.0%	0.0%	0.0%	0.0%	0.0%	0.0%	4.0%	#DIV/0!	#DIV/0!
15-19	1.3%	#DIV/0!	0.0%	0.0%	2.6%	0.0%	0.0%	7.7%	3.6%	0.0%	#DIV/0!	#DIV/0!
20-24	3.0%	#DIV/0!	0.0%	4.7%	0.0%	6.1%	4.5%	7.7%	0.0%	4.0%	#DIV/0!	#DIV/0!
25-29	13.7%	#DIV/0!	14.5%	14.1%	7.7%	6.1%	13.6%	23.1%	25.0%	8.0%	#DIV/0!	#DIV/0!
30-34	32.1%	#DIV/0!	27.4%	40.6%	35.9%	36.4%	22.7%	23.1%	28.6%	32.0%	#DIV/0!	#DIV/0!
35-39	26.1%	#DIV/0!	22.6%	31.3%	30.8%	30.3%	31.8%	15.4%	25.0%	16.0%	#DIV/0!	#DIV/0!
40-44	11.7%	#DIV/0!	22.6%	1.6%	7.7%	9.1%	18.2%	15.4%	14.3%	8.0%	#DIV/0!	#DIV/0!
45-49	8.0%	#DIV/0!	6.5%	6.3%	10.3%	9.1%	9.1%	3.8%	3.6%	20.0%	#DIV/0!	#DIV/0!
50-54	3.0%	#DIV/0!	4.8%	1.6%	5.1%	0.0%	0.0%	3.8%	0.0%	8.0%	#DIV/0!	#DIV/0!
55-59	0.7%	#DIV/0!	1.6%	0.0%	0.0%	3.0%	0.0%	0.0%	0.0%	0.0%	#DIV/0!	#DIV/0!
60-64	0.0%	#DIV/0!	0.0%	0.0%	0.0%	0.0%	0.0%	0.0%	0.0%	0.0%	#DIV/0!	#DIV/0!
65-69	0.0%	#DIV/0!	0.0%	0.0%	0.0%	0.0%	0.0%	0.0%	0.0%	0.0%	#DIV/0!	#DIV/0!
70-74	0.0%	#DIV/0!	0.0%	0.0%	0.0%	0.0%	0.0%	0.0%	0.0%	0.0%	#DIV/0!	#DIV/0!
>=75	0.0%	#DIV/0!	0.0%	0.0%	0.0%	0.0%	0.0%	0.0%	0.0%	0.0%	#DIV/0!	#DIV/0!
Total # of vehicle	299	0	62	64	39	33	22	26	28	25	0	0
Average speed	35.7	#DIV/0!	37.5	34.3	37.0	36.1	36.1	33.0	33.9	37.0	#DIV/0!	#DIV/0!
St. Dev.	7.2	#DIV/0!	7.2	5.8	7.3	7.1	5.7	8.9	6.5	9.2	#DIV/0!	#DIV/0!
85th percentile	43.6	#NUM!	43.6	38.4	45.3	43.8	40.6	43.6	40.6	46.9	#NUM!	#NUM!
Min	13.9	0.0	25.0	24.3	17.6	20.6	24.3	16.1	19.1	13.9	0.0	0.0
Max	59.2	0.0	59.2	52.5	52.5	55.5	47.3	52.5	45.9	54.0	0.0	0.0
Range	45.3	0.0	34.2	28.2	34.9	34.9	23.0	36.4	26.8	40.1	0.0	0.0

		Hour										
Vehicle Speed (50-75 FT Vehicles)	Total	20:00-21:00	21:00-22:00	22:00-23:00	23:00-00:00	00:00-01:00	01:00-02:00	02:00-03:00	03:00-04:00	04:00-05:00	05:00-06:00	06:00-07:00
		MPH										
< 10	0.0%	#DIV/0!	0.0%	0.0%	0.0%	0.0%	0.0%	0.0%	0.0%	0.0%	#DIV/0!	#DIV/0!
10-14	0.0%	#DIV/0!	0.0%	0.0%	0.0%	0.0%	0.0%	0.0%	0.0%	0.0%	#DIV/0!	#DIV/0!
15-19	4.2%	#DIV/0!	0.0%	0.0%	0.0%	0.0%	0.0%	6.3%	9.5%	11.8%	#DIV/0!	#DIV/0!
20-24	14.2%	#DIV/0!	5.9%	7.1%	0.0%	9.1%	0.0%	43.8%	23.8%	11.8%	#DIV/0!	#DIV/0!
25-29	27.5%	#DIV/0!	17.6%	28.6%	13.3%	36.4%	33.3%	25.0%	38.1%	29.4%	#DIV/0!	#DIV/0!
30-34	22.5%	#DIV/0!	23.5%	21.4%	46.7%	18.2%	22.2%	0.0%	14.3%	35.3%	#DIV/0!	#DIV/0!
35-39	19.2%	#DIV/0!	11.8%	14.3%	26.7%	36.4%	33.3%	25.0%	14.3%	5.9%	#DIV/0!	#DIV/0!
40-44	3.3%	#DIV/0!	11.8%	7.1%	6.7%	0.0%	0.0%	0.0%	0.0%	0.0%	#DIV/0!	#DIV/0!
45-49	5.8%	#DIV/0!	17.6%	7.1%	6.7%	0.0%	11.1%	0.0%	0.0%	5.9%	#DIV/0!	#DIV/0!
50-54	1.7%	#DIV/0!	0.0%	14.3%	0.0%	0.0%	0.0%	0.0%	0.0%	0.0%	#DIV/0!	#DIV/0!
55-59	0.8%	#DIV/0!	5.9%	0.0%	0.0%	0.0%	0.0%	0.0%	0.0%	0.0%	#DIV/0!	#DIV/0!
60-64	0.8%	#DIV/0!	5.9%	0.0%	0.0%	0.0%	0.0%	0.0%	0.0%	0.0%	#DIV/0!	#DIV/0!
65-69	0.0%	#DIV/0!	0.0%	0.0%	0.0%	0.0%	0.0%	0.0%	0.0%	0.0%	#DIV/0!	#DIV/0!
70-74	0.0%	#DIV/0!	0.0%	0.0%	0.0%	0.0%	0.0%	0.0%	0.0%	0.0%	#DIV/0!	#DIV/0!
>=75	0.0%	#DIV/0!	0.0%	0.0%	0.0%	0.0%	0.0%	0.0%	0.0%	0.0%	#DIV/0!	#DIV/0!
Total # of vehicle	120	0	17	14	15	11	9	16	21	17	0	0
Average speed	31.8	#DIV/0!	38.5	35.4	34.7	32.1	35.0	26.8	26.7	28.6	#DIV/0!	#DIV/0!
St. Dev.	8.4	#DIV/0!	10.7	9.5	5.2	5.7	6.6	6.6	5.9	6.7	#DIV/0!	#DIV/0!
85th percentile	39.2	#NUM!	47.8	47.5	38.4	37.7	39.2	35.4	30.2	32.6	#NUM!	#NUM!
Min	17.6	0.0	22.8	21.3	26.5	22.1	26.5	17.6	17.6	17.6	0.0	0.0
Max	62.2	0.0	62.2	52.5	45.9	38.4	47.3	39.2	39.2	47.3	0.0	0.0
Range	44.6	0.0	39.4	31.2	19.3	16.4	20.8	21.6	21.6	29.7	0.0	0.0

Vehicle Speed (+75 FT Vehicles)	Hour											
	Total	20:00-21:00	21:00-22:00	22:00-23:00	23:00-00:00	00:00-01:00	01:00-02:00	02:00-03:00	03:00-04:00	04:00-05:00	05:00-06:00	06:00-07:00
MPH												
< 10	0.0%	#DIV/0!	0.0%	0.0%	0.0%	0.0%	0.0%	0.0%	0.0%	0.0%	#DIV/0!	#DIV/0!
10-14	0.0%	#DIV/0!	0.0%	0.0%	0.0%	0.0%	0.0%	0.0%	0.0%	0.0%	#DIV/0!	#DIV/0!
15-19	2.1%	#DIV/0!	0.0%	0.0%	0.0%	0.0%	0.0%	18.2%	4.5%	3.8%	#DIV/0!	#DIV/0!
20-24	2.6%	#DIV/0!	0.0%	0.0%	0.0%	5.3%	0.0%	18.2%	4.5%	3.8%	#DIV/0!	#DIV/0!
25-29	16.4%	#DIV/0!	9.1%	7.4%	13.3%	10.5%	9.5%	45.5%	31.8%	23.1%	#DIV/0!	#DIV/0!
30-34	39.2%	#DIV/0!	42.4%	44.4%	30.0%	52.6%	42.9%	9.1%	40.9%	38.5%	#DIV/0!	#DIV/0!
35-39	23.3%	#DIV/0!	27.3%	44.4%	26.7%	10.5%	28.6%	9.1%	9.1%	15.4%	#DIV/0!	#DIV/0!
40-44	10.6%	#DIV/0!	15.2%	0.0%	20.0%	5.3%	19.0%	0.0%	0.0%	15.4%	#DIV/0!	#DIV/0!
45-49	3.7%	#DIV/0!	3.0%	3.7%	6.7%	5.3%	0.0%	0.0%	9.1%	0.0%	#DIV/0!	#DIV/0!
50-54	1.6%	#DIV/0!	3.0%	0.0%	0.0%	10.5%	0.0%	0.0%	0.0%	0.0%	#DIV/0!	#DIV/0!
55-59	0.5%	#DIV/0!	0.0%	0.0%	3.3%	0.0%	0.0%	0.0%	0.0%	0.0%	#DIV/0!	#DIV/0!
60-64	0.0%	#DIV/0!	0.0%	0.0%	0.0%	0.0%	0.0%	0.0%	0.0%	0.0%	#DIV/0!	#DIV/0!
65-69	0.0%	#DIV/0!	0.0%	0.0%	0.0%	0.0%	0.0%	0.0%	0.0%	0.0%	#DIV/0!	#DIV/0!
70-74	0.0%	#DIV/0!	0.0%	0.0%	0.0%	0.0%	0.0%	0.0%	0.0%	0.0%	#DIV/0!	#DIV/0!
>=75	0.0%	#DIV/0!	0.0%	0.0%	0.0%	0.0%	0.0%	0.0%	0.0%	0.0%	#DIV/0!	#DIV/0!
Total # of vehicle	189	0	33	27	30	19	21	11	22	26	0	0
Average speed	34.5	#DIV/0!	36.1	35.6	37.2	35.4	35.7	26.6	31.5	32.7	#DIV/0!	#DIV/0!
St. Dev.	6.5	#DIV/0!	6.0	3.8	6.9	8.2	4.3	6.1	6.6	5.5	#DIV/0!	#DIV/0!
85th percentile	40.6	#NUM!	40.9	38.5	43.6	44.7	40.6	30.6	35.3	37.9	#NUM!	#NUM!
Min	17.6	0.0	25.0	29.5	26.5	23.6	28.8	17.6	17.6	19.8	0.0	0.0
Max	57.0	0.0	52.5	46.6	57.0	54.0	44.4	38.4	45.9	41.4	0.0	0.0
Range	39.4	0.0	27.5	17.1	30.5	30.5	15.6	20.8	28.2	21.6	0.0	0.0

Day 2 3<sup>rd</sup> WZ

Vehicle Speed (all vehicles)	Hour											
	Total	20:00-21:00	21:00-22:00	22:00-23:00	23:00-00:00	00:00-01:00	01:00-02:00	02:00-03:00	03:00-04:00	04:00-05:00	05:00-06:00	06:00-07:00
MPH												
< 10	0.7%	#DIV/0!	0.0%	0.0%	0.0%	0.0%	0.0%	0.0%	0.0%	7.8%	#DIV/0!	#DIV/0!
10-14	1.7%	#DIV/0!	0.0%	0.0%	0.0%	0.0%	0.0%	0.0%	0.0%	18.1%	#DIV/0!	#DIV/0!
15-19	1.4%	#DIV/0!	0.0%	0.7%	0.0%	0.0%	0.8%	0.0%	0.0%	12.9%	#DIV/0!	#DIV/0!
20-24	2.7%	#DIV/0!	0.6%	3.7%	1.0%	0.6%	1.7%	0.0%	1.0%	14.7%	#DIV/0!	#DIV/0!
25-29	4.9%	#DIV/0!	0.0%	5.9%	2.9%	4.1%	2.5%	3.7%	4.8%	18.1%	#DIV/0!	#DIV/0!
30-34	10.5%	#DIV/0!	0.6%	12.2%	8.7%	8.2%	10.7%	12.0%	21.2%	16.4%	#DIV/0!	#DIV/0!
35-39	19.9%	#DIV/0!	2.4%	18.8%	27.5%	29.4%	23.1%	13.9%	34.6%	8.6%	#DIV/0!	#DIV/0!
40-44	22.3%	#DIV/0!	2.4%	30.6%	24.6%	29.4%	30.6%	29.6%	21.2%	2.6%	#DIV/0!	#DIV/0!
45-49	11.2%	#DIV/0!	8.5%	16.6%	15.0%	7.6%	12.4%	15.7%	5.8%	0.0%	#DIV/0!	#DIV/0!
50-54	10.0%	#DIV/0!	16.4%	7.4%	10.1%	14.7%	10.7%	13.0%	5.8%	0.0%	#DIV/0!	#DIV/0!
55-59	5.6%	#DIV/0!	16.4%	3.0%	4.3%	4.1%	5.0%	8.3%	3.8%	0.9%	#DIV/0!	#DIV/0!
60-64	4.3%	#DIV/0!	25.5%	0.4%	3.4%	0.6%	1.7%	0.9%	0.0%	0.0%	#DIV/0!	#DIV/0!
65-69	1.8%	#DIV/0!	9.1%	0.0%	1.0%	1.2%	0.0%	2.8%	1.0%	0.0%	#DIV/0!	#DIV/0!
70-74	1.3%	#DIV/0!	8.5%	0.4%	1.0%	0.0%	0.0%	0.0%	0.0%	0.0%	#DIV/0!	#DIV/0!
>=75	1.6%	#DIV/0!	9.7%	0.4%	0.5%	0.0%	0.8%	0.0%	1.0%	0.0%	#DIV/0!	#DIV/0!
Total # of vehicles	1262	0	165	271	207	170	121	108	104	116	0	0
Average speed	42.8	#DIV/0!	60.8	40.8	43.5	42.5	42.4	44.2	40.0	23.3	#DIV/0!	#DIV/0!
St. Dev.	12.7	#DIV/0!	12.4	8.3	9.0	7.7	8.3	8.5	8.4	10.0	#DIV/0!	#DIV/0!
85th percentile	54.0	#NUM!	70.9	48.8	52.7	50.9	50.1	52.7	46.9	33.2	#NUM!	#NUM!
Min	3.2	0.0	22.8	17.6	22.8	24.1	18.9	25.4	24.1	3.2	0.0	0.0
Max	98.2	0.0	98.2	74.8	80.0	68.3	78.7	68.3	81.3	55.3	0.0	0.0
Range	94.9	0.0	75.4	57.2	57.2	44.2	59.8	42.9	57.2	52.0	0.0	0.0

Vehicle Speed (0-25 FT Vehicles)	Hour											
	Total	20:00-21:00	21:00-22:00	22:00-23:00	23:00-00:00	00:00-01:00	01:00-02:00	02:00-03:00	03:00-04:00	04:00-05:00	05:00-06:00	06:00-07:00
MPH												
< 10	1.0%	#DIV/0!	0.0%	0.0%	0.0%	0.0%	0.0%	0.0%	0.0%	12.5%	#DIV/0!	#DIV/0!
10-14	1.8%	#DIV/0!	0.0%	0.0%	0.0%	0.0%	0.0%	0.0%	0.0%	21.9%	#DIV/0!	#DIV/0!
15-19	1.2%	#DIV/0!	0.0%	0.6%	0.0%	0.0%	1.4%	0.0%	0.0%	10.9%	#DIV/0!	#DIV/0!
20-24	2.8%	#DIV/0!	0.7%	4.6%	1.6%	1.0%	2.7%	0.0%	0.0%	12.5%	#DIV/0!	#DIV/0!
25-29	3.5%	#DIV/0!	0.0%	5.2%	1.6%	2.9%	0.0%	1.8%	6.4%	14.1%	#DIV/0!	#DIV/0!
30-34	9.2%	#DIV/0!	0.7%	10.3%	4.9%	8.8%	9.6%	17.5%	19.1%	17.2%	#DIV/0!	#DIV/0!
35-39	15.8%	#DIV/0!	2.2%	16.1%	24.6%	23.5%	19.2%	8.8%	25.5%	9.4%	#DIV/0!	#DIV/0!
40-44	21.7%	#DIV/0!	0.7%	28.7%	27.9%	27.5%	34.2%	24.6%	31.9%	1.6%	#DIV/0!	#DIV/0!
45-49	11.9%	#DIV/0!	6.0%	19.5%	13.9%	11.8%	12.3%	15.8%	6.4%	0.0%	#DIV/0!	#DIV/0!
50-54	11.4%	#DIV/0!	14.9%	9.2%	13.1%	18.6%	9.6%	10.5%	8.5%	0.0%	#DIV/0!	#DIV/0!
55-59	6.5%	#DIV/0!	14.9%	4.0%	4.1%	2.9%	6.8%	15.8%	2.1%	0.0%	#DIV/0!	#DIV/0!
60-64	6.5%	#DIV/0!	28.4%	0.6%	5.7%	1.0%	2.7%	1.8%	0.0%	0.0%	#DIV/0!	#DIV/0!
65-69	2.5%	#DIV/0!	9.7%	0.0%	1.6%	2.0%	0.0%	3.5%	0.0%	0.0%	#DIV/0!	#DIV/0!
70-74	2.1%	#DIV/0!	10.4%	0.6%	0.8%	0.0%	0.0%	0.0%	0.0%	0.0%	#DIV/0!	#DIV/0!
>=75	2.2%	#DIV/0!	11.2%	0.6%	0.0%	0.0%	1.4%	0.0%	0.0%	0.0%	#DIV/0!	#DIV/0!
Total # of vehicles	773	0	134	174	122	102	73	57	47	64	0	0
Average speed	44.6	#DIV/0!	62.3	41.7	44.7	43.5	43.4	45.5	40.0	21.9	#DIV/0!	#DIV/0!
St. Dev.	13.8	#DIV/0!	12.3	8.9	8.9	8.1	9.1	9.3	6.8	10.4	#DIV/0!	#DIV/0!
85th percentile	57.9	#NUM!	72.2	48.8	53.8	51.4	51.4	55.3	46.3	33.9	#NUM!	#NUM!
Min	3.2	0.0	22.8	18.9	22.8	24.1	18.9	28.0	25.4	3.2	0.0	0.0
Max	98.2	0.0	98.2	74.8	72.2	68.3	78.7	68.3	57.9	41.0	0.0	0.0
Range	94.9	0.0	75.4	55.9	49.4	44.2	59.8	40.3	32.5	37.7	0.0	0.0



Vehicle Speed (25-50 FT Vehicles)	Hour											
	Total	20:00-21:00	21:00-22:00	22:00-23:00	23:00-00:00	00:00-01:00	01:00-02:00	02:00-03:00	03:00-04:00	04:00-05:00	05:00-06:00	06:00-07:00
MPH												
< 10	0.4%	#DIV/0!	0.0%	0.0%	0.0%	0.0%	0.0%	0.0%	0.0%	6.7%	#DIV/0!	#DIV/0!
10-14	2.4%	#DIV/0!	0.0%	0.0%	0.0%	0.0%	0.0%	0.0%	0.0%	40.0%	#DIV/0!	#DIV/0!
15-19	0.8%	#DIV/0!	0.0%	2.0%	0.0%	0.0%	0.0%	0.0%	0.0%	6.7%	#DIV/0!	#DIV/0!
20-24	0.8%	#DIV/0!	0.0%	0.0%	0.0%	0.0%	0.0%	0.0%	0.0%	13.3%	#DIV/0!	#DIV/0!
25-29	4.3%	#DIV/0!	0.0%	2.0%	4.3%	4.7%	3.8%	6.5%	7.7%	6.7%	#DIV/0!	#DIV/0!
30-34	8.6%	#DIV/0!	0.0%	6.0%	10.9%	4.7%	15.4%	6.5%	15.4%	13.3%	#DIV/0!	#DIV/0!
35-39	27.5%	#DIV/0!	0.0%	28.0%	32.6%	37.2%	30.8%	19.4%	42.3%	0.0%	#DIV/0!	#DIV/0!
40-44	25.1%	#DIV/0!	5.6%	40.0%	19.6%	32.6%	23.1%	32.3%	11.5%	6.7%	#DIV/0!	#DIV/0!
45-49	9.8%	#DIV/0!	11.1%	16.0%	15.2%	2.3%	3.8%	12.9%	7.7%	0.0%	#DIV/0!	#DIV/0!
50-54	11.0%	#DIV/0!	33.3%	4.0%	8.7%	9.3%	19.2%	19.4%	3.8%	0.0%	#DIV/0!	#DIV/0!
55-59	6.7%	#DIV/0!	33.3%	2.0%	4.3%	9.3%	3.8%	0.0%	7.7%	6.7%	#DIV/0!	#DIV/0!
60-64	0.8%	#DIV/0!	11.1%	0.0%	0.0%	0.0%	0.0%	0.0%	0.0%	0.0%	#DIV/0!	#DIV/0!
65-69	0.8%	#DIV/0!	0.0%	0.0%	0.0%	0.0%	0.0%	3.2%	3.8%	0.0%	#DIV/0!	#DIV/0!
70-74	0.4%	#DIV/0!	0.0%	0.0%	2.2%	0.0%	0.0%	0.0%	0.0%	0.0%	#DIV/0!	#DIV/0!
>=75	0.8%	#DIV/0!	5.6%	0.0%	2.2%	0.0%	0.0%	0.0%	0.0%	0.0%	#DIV/0!	#DIV/0!
Total # of vehicle	255	0	18	50	46	43	26	31	26	15	0	0
Average speed	41.9	#DIV/0!	56.1	41.4	43.4	41.9	41.4	43.4	40.7	22.4	#DIV/0!	#DIV/0!
St. Dev.	10.5	#DIV/0!	11.6	6.3	9.9	7.1	7.3	7.9	9.6	13.1	#DIV/0!	#DIV/0!
85th percentile	51.4	#NUM!	59.6	47.0	50.1	51.0	50.1	50.1	49.1	30.6	#NUM!	#NUM!
Min	7.1	0.0	42.3	17.6	26.7	28.0	28.0	25.4	26.7	7.1	0.0	0.0
Max	98.2	0.0	98.2	55.3	80.0	57.9	55.3	65.7	69.6	55.3	0.0	0.0
Range	91.0	0.0	55.9	37.7	53.3	29.9	27.3	40.3	42.9	48.1	0.0	0.0

Vehicle Speed (50-75 FT Vehicles)	Hour											
	Total	20:00-21:00	21:00-22:00	22:00-23:00	23:00-00:00	00:00-01:00	01:00-02:00	02:00-03:00	03:00-04:00	04:00-05:00	05:00-06:00	06:00-07:00
MPH												
< 10	0.0%	#DIV/0!	0.0%	0.0%	0.0%	0.0%	0.0%	0.0%	0.0%	0.0%	#DIV/0!	#DIV/0!
10-14	0.5%	#DIV/0!	0.0%	0.0%	0.0%	0.0%	0.0%	0.0%	0.0%	3.7%	#DIV/0!	#DIV/0!
15-19	3.2%	#DIV/0!	0.0%	0.0%	0.0%	0.0%	0.0%	0.0%	0.0%	22.2%	#DIV/0!	#DIV/0!
20-24	5.4%	#DIV/0!	0.0%	5.1%	0.0%	0.0%	0.0%	0.0%	3.8%	25.9%	#DIV/0!	#DIV/0!
25-29	11.3%	#DIV/0!	0.0%	12.8%	6.3%	9.5%	11.8%	7.7%	0.0%	33.3%	#DIV/0!	#DIV/0!
30-34	17.7%	#DIV/0!	0.0%	30.8%	18.8%	14.3%	11.8%	0.0%	34.6%	3.7%	#DIV/0!	#DIV/0!
35-39	27.4%	#DIV/0!	9.1%	20.5%	37.5%	47.6%	23.5%	23.1%	42.3%	7.4%	#DIV/0!	#DIV/0!
40-44	18.8%	#DIV/0!	18.2%	23.1%	15.6%	23.8%	29.4%	38.5%	11.5%	3.7%	#DIV/0!	#DIV/0!
45-49	8.6%	#DIV/0!	36.4%	5.1%	12.5%	0.0%	17.6%	23.1%	0.0%	0.0%	#DIV/0!	#DIV/0!
50-54	3.8%	#DIV/0!	9.1%	2.6%	3.1%	4.8%	5.9%	7.7%	3.8%	0.0%	#DIV/0!	#DIV/0!
55-59	2.2%	#DIV/0!	9.1%	0.0%	6.3%	0.0%	0.0%	0.0%	3.8%	0.0%	#DIV/0!	#DIV/0!
60-64	0.5%	#DIV/0!	9.1%	0.0%	0.0%	0.0%	0.0%	0.0%	0.0%	0.0%	#DIV/0!	#DIV/0!
65-69	0.5%	#DIV/0!	9.1%	0.0%	0.0%	0.0%	0.0%	0.0%	0.0%	0.0%	#DIV/0!	#DIV/0!
70-74	0.0%	#DIV/0!	0.0%	0.0%	0.0%	0.0%	0.0%	0.0%	0.0%	0.0%	#DIV/0!	#DIV/0!
>=75	0.0%	#DIV/0!	0.0%	0.0%	0.0%	0.0%	0.0%	0.0%	0.0%	0.0%	#DIV/0!	#DIV/0!
Total # of vehicle	186	0	11	39	32	21	17	13	26	27	0	0
Average speed	36.9	#DIV/0!	49.7	36.2	39.5	37.9	39.3	42.1	37.3	24.6	#DIV/0!	#DIV/0!
St. Dev.	8.8	#DIV/0!	7.9	6.7	7.5	5.6	6.6	6.3	6.1	6.5	#DIV/0!	#DIV/0!
85th percentile	46.2	#NUM!	57.9	42.6	46.2	43.6	46.9	48.8	41.0	28.2	#NUM!	#NUM!
Min	13.7	0.0	38.4	20.2	25.4	29.3	26.7	28.0	24.1	13.7	0.0	0.0
Max	65.7	0.0	65.7	52.7	59.2	54.0	50.1	50.1	55.3	41.0	0.0	0.0
Range	52.0	0.0	27.3	32.5	33.8	24.7	23.4	22.1	31.2	27.3	0.0	0.0

Vehicle Speed (+75 FT Vehicles)	Hour											
	Total	20:00-21:00	21:00-22:00	22:00-23:00	23:00-00:00	00:00-01:00	01:00-02:00	02:00-03:00	03:00-04:00	04:00-05:00	05:00-06:00	06:00-07:00
MPH												
< 10	0.0%	#DIV/0!	0.0%	0.0%	0.0%	0.0%	0.0%	0.0%	0.0%	0.0%	#DIV/0!	#DIV/0!
10-14	0.0%	#DIV/0!	0.0%	0.0%	0.0%	0.0%	0.0%	0.0%	0.0%	0.0%	#DIV/0!	#DIV/0!
15-19	2.1%	#DIV/0!	0.0%	0.0%	0.0%	0.0%	0.0%	0.0%	0.0%	10.0%	#DIV/0!	#DIV/0!
20-24	0.0%	#DIV/0!	0.0%	0.0%	0.0%	0.0%	0.0%	0.0%	0.0%	0.0%	#DIV/0!	#DIV/0!
25-29	6.3%	#DIV/0!	0.0%	12.5%	0.0%	0.0%	0.0%	0.0%	0.0%	20.0%	#DIV/0!	#DIV/0!
30-34	14.6%	#DIV/0!	0.0%	0.0%	14.3%	0.0%	0.0%	14.3%	0.0%	50.0%	#DIV/0!	#DIV/0!
35-39	16.7%	#DIV/0!	0.0%	12.5%	0.0%	0.0%	40.0%	14.3%	40.0%	20.0%	#DIV/0!	#DIV/0!
40-44	31.3%	#DIV/0!	0.0%	50.0%	42.9%	75.0%	20.0%	42.9%	20.0%	0.0%	#DIV/0!	#DIV/0!
45-49	16.7%	#DIV/0!	0.0%	12.5%	42.9%	0.0%	40.0%	14.3%	20.0%	0.0%	#DIV/0!	#DIV/0!
50-54	6.3%	#DIV/0!	0.0%	12.5%	0.0%	25.0%	0.0%	14.3%	0.0%	0.0%	#DIV/0!	#DIV/0!
55-59	0.0%	#DIV/0!	0.0%	0.0%	0.0%	0.0%	0.0%	0.0%	0.0%	0.0%	#DIV/0!	#DIV/0!
60-64	2.1%	#DIV/0!	50.0%	0.0%	0.0%	0.0%	0.0%	0.0%	0.0%	0.0%	#DIV/0!	#DIV/0!
65-69	2.1%	#DIV/0!	50.0%	0.0%	0.0%	0.0%	0.0%	0.0%	0.0%	0.0%	#DIV/0!	#DIV/0!
70-74	0.0%	#DIV/0!	0.0%	0.0%	0.0%	0.0%	0.0%	0.0%	0.0%	0.0%	#DIV/0!	#DIV/0!
>=75	2.1%	#DIV/0!	0.0%	0.0%	0.0%	0.0%	0.0%	0.0%	20.0%	0.0%	#DIV/0!	#DIV/0!
Total # of vehicle	48	0	2	8	7	4	5	7	5	10	0	0
Average speed	41.7	#DIV/0!	64.4	41.1	43.0	45.2	43.0	42.3	49.3	30.6	#DIV/0!	#DIV/0!
St. Dev.	10.5	#DIV/0!	3.7	6.2	4.8	6.1	3.7	6.7	18.3	6.0	#DIV/0!	#DIV/0!
85th percentile	46.2	#NUM!	66.2	46.0	46.3	49.9	46.2	46.8	60.2	34.8	#NUM!	#NUM!
Min	17.6	0.0	61.8	29.3	33.2	41.0	38.4	31.9	37.1	17.6	0.0	0.0
Max	81.3	0.0	67.0	50.1	47.5	54.0	46.2	52.7	81.3	39.7	0.0	0.0
Range	63.7	0.0	5.2	20.8	14.3	13.0	7.8	20.8	44.2	22.1	0.0	0.0

### Day 3 Before RWA Signs

Vehicle Speed (all vehicles)	Hour											
	Total	20:00-21:00	21:00-22:00	22:00-23:00	23:00-00:00	00:00-01:00	01:00-02:00	02:00-03:00	03:00-04:00	04:00-05:00	05:00-06:00	06:00-07:00
MPH												
< 10	0.0%	#DIV/0!	0.0%	0.0%	0.0%	0.0%	0.0%	0.0%	0.0%	0.0%	#DIV/0!	#DIV/0!
10-14	0.0%	#DIV/0!	0.0%	0.0%	0.0%	0.0%	0.0%	0.0%	0.0%	0.0%	#DIV/0!	#DIV/0!
15-19	0.0%	#DIV/0!	0.0%	0.0%	0.0%	0.0%	0.0%	0.0%	0.0%	0.0%	#DIV/0!	#DIV/0!
20-24	0.0%	#DIV/0!	0.0%	0.0%	0.0%	0.0%	0.0%	0.0%	0.0%	0.0%	#DIV/0!	#DIV/0!
25-29	0.0%	#DIV/0!	0.0%	0.0%	0.0%	0.0%	0.0%	0.0%	0.0%	0.0%	#DIV/0!	#DIV/0!
30-34	0.1%	#DIV/0!	0.0%	0.3%	0.0%	0.0%	0.0%	0.0%	0.0%	0.0%	#DIV/0!	#DIV/0!
35-39	0.1%	#DIV/0!	0.3%	0.0%	0.0%	0.0%	0.8%	0.0%	0.0%	0.0%	#DIV/0!	#DIV/0!
40-44	0.8%	#DIV/0!	0.3%	0.7%	0.5%	2.0%	0.0%	2.7%	0.9%	0.7%	#DIV/0!	#DIV/0!
45-49	1.9%	#DIV/0!	1.3%	2.1%	1.6%	2.0%	2.3%	0.9%	3.6%	2.0%	#DIV/0!	#DIV/0!
50-54	11.8%	#DIV/0!	9.9%	10.6%	14.1%	11.6%	13.7%	12.7%	12.6%	12.2%	#DIV/0!	#DIV/0!
55-59	14.7%	#DIV/0!	16.2%	13.0%	14.1%	10.2%	16.8%	11.8%	14.4%	20.4%	#DIV/0!	#DIV/0!
60-64	16.0%	#DIV/0!	13.5%	13.7%	18.2%	15.6%	18.3%	16.4%	22.5%	15.6%	#DIV/0!	#DIV/0!
65-69	18.3%	#DIV/0!	19.5%	19.9%	14.6%	27.2%	15.3%	20.0%	16.2%	11.6%	#DIV/0!	#DIV/0!
70-74	13.4%	#DIV/0!	13.9%	16.1%	13.0%	10.9%	13.0%	10.0%	12.6%	13.6%	#DIV/0!	#DIV/0!
>=75	23.0%	#DIV/0!	25.1%	23.6%	24.0%	20.4%	19.8%	25.5%	17.1%	23.8%	#DIV/0!	#DIV/0!
Total # of vehicles	1433	0	303	292	192	147	131	110	111	147	0	0
Average speed	66.2	#DIV/0!	66.8	66.6	66.0	66.5	65.4	66.6	64.5	65.6	#DIV/0!	#DIV/0!
St. Dev.	10.3	#DIV/0!	9.9	10.0	10.1	10.6	10.9	11.1	10.0	10.5	#DIV/0!	#DIV/0!
85th percentile	77.0	#NUM!	76.4	76.8	76.6	76.4	76.9	78.6	74.3	77.5	#NUM!	#NUM!
Min	32.9	0.0	38.6	32.9	42.0	43.2	39.8	40.9	41.3	42.0	0.0	0.0
Max	103.7	0.0	103.7	88.6	94.8	102.7	99.3	98.1	97.5	93.5	0.0	0.0
Range	70.8	0.0	65.1	55.7	52.8	59.5	59.5	57.2	56.2	51.5	0.0	0.0

Vehicle Speed (0-25 FT Vehicles)	Hour											
	Total	20:00-21:00	21:00-22:00	22:00-23:00	23:00-00:00	00:00-01:00	01:00-02:00	02:00-03:00	03:00-04:00	04:00-05:00	05:00-06:00	06:00-07:00
MPH												
< 10	0.0%	#DIV/0!	0.0%	0.0%	0.0%	0.0%	0.0%	0.0%	0.0%	0.0%	#DIV/0!	#DIV/0!
10-14	0.0%	#DIV/0!	0.0%	0.0%	0.0%	0.0%	0.0%	0.0%	0.0%	0.0%	#DIV/0!	#DIV/0!
15-19	0.0%	#DIV/0!	0.0%	0.0%	0.0%	0.0%	0.0%	0.0%	0.0%	0.0%	#DIV/0!	#DIV/0!
20-24	0.0%	#DIV/0!	0.0%	0.0%	0.0%	0.0%	0.0%	0.0%	0.0%	0.0%	#DIV/0!	#DIV/0!
25-29	0.0%	#DIV/0!	0.0%	0.0%	0.0%	0.0%	0.0%	0.0%	0.0%	0.0%	#DIV/0!	#DIV/0!
30-34	0.1%	#DIV/0!	0.0%	0.5%	0.0%	0.0%	0.0%	0.0%	0.0%	0.0%	#DIV/0!	#DIV/0!
35-39	0.1%	#DIV/0!	0.5%	0.0%	0.0%	0.0%	0.0%	0.0%	0.0%	0.0%	#DIV/0!	#DIV/0!
40-44	0.2%	#DIV/0!	0.0%	0.0%	0.0%	0.0%	0.0%	1.4%	1.7%	0.0%	#DIV/0!	#DIV/0!
45-49	0.3%	#DIV/0!	0.0%	0.0%	0.8%	0.0%	1.3%	0.0%	0.0%	1.3%	#DIV/0!	#DIV/0!
50-54	1.9%	#DIV/0!	0.5%	2.6%	5.9%	3.2%	1.3%	0.0%	0.0%	0.0%	#DIV/0!	#DIV/0!
55-59	4.6%	#DIV/0!	6.6%	3.6%	5.9%	4.3%	2.6%	4.3%	3.4%	3.9%	#DIV/0!	#DIV/0!
60-64	12.7%	#DIV/0!	12.8%	9.3%	14.4%	10.6%	15.6%	13.0%	17.2%	14.3%	#DIV/0!	#DIV/0!
65-69	26.0%	#DIV/0!	25.5%	26.9%	21.2%	38.3%	26.0%	26.1%	27.6%	15.6%	#DIV/0!	#DIV/0!
70-74	20.1%	#DIV/0!	20.4%	23.8%	16.1%	16.0%	20.8%	15.9%	22.4%	22.1%	#DIV/0!	#DIV/0!
>=75	33.9%	#DIV/0!	33.7%	33.2%	35.6%	27.7%	32.5%	39.1%	27.6%	42.9%	#DIV/0!	#DIV/0!
Total # of vehicles	882	0	196	193	118	94	77	69	58	77	0	0
Average speed	71.0	#DIV/0!	70.8	71.1	70.2	70.8	71.3	72.1	69.8	72.7	#DIV/0!	#DIV/0!
St. Dev.	8.5	#DIV/0!	8.0	8.2	9.0	8.6	8.7	9.4	8.1	8.5	#DIV/0!	#DIV/0!
85th percentile	79.8	#NUM!	78.6	80.1	80.2	79.7	79.7	81.5	77.5	81.6	#NUM!	#NUM!
Min	32.9	0.0	38.6	32.9	48.9	50.1	46.6	44.9	41.3	48.9	0.0	0.0
Max	103.7	0.0	103.7	88.6	86.8	102.7	99.2	98.1	97.5	93.5	0.0	0.0
Range	70.8	0.0	65.1	55.7	37.9	52.6	52.6	53.2	56.2	44.6	0.0	0.0

Vehicle Speed (25-50 FT Vehicles)	Hour											
	Total	20:00-21:00	21:00-22:00	22:00-23:00	23:00-00:00	00:00-01:00	01:00-02:00	02:00-03:00	03:00-04:00	04:00-05:00	05:00-06:00	06:00-07:00
MPH												
< 10	0.0%	#DIV/0!	0.0%	0.0%	0.0%	0.0%	0.0%	0.0%	0.0%	0.0%	#DIV/0!	#DIV/0!
10-14	0.0%	#DIV/0!	0.0%	0.0%	0.0%	0.0%	0.0%	0.0%	0.0%	0.0%	#DIV/0!	#DIV/0!
15-19	0.0%	#DIV/0!	0.0%	0.0%	0.0%	0.0%	0.0%	0.0%	0.0%	0.0%	#DIV/0!	#DIV/0!
20-24	0.0%	#DIV/0!	0.0%	0.0%	0.0%	0.0%	0.0%	0.0%	0.0%	0.0%	#DIV/0!	#DIV/0!
25-29	0.0%	#DIV/0!	0.0%	0.0%	0.0%	0.0%	0.0%	0.0%	0.0%	0.0%	#DIV/0!	#DIV/0!
30-34	0.0%	#DIV/0!	0.0%	0.0%	0.0%	0.0%	0.0%	0.0%	0.0%	0.0%	#DIV/0!	#DIV/0!
35-39	0.3%	#DIV/0!	0.0%	0.0%	0.0%	0.0%	3.2%	0.0%	0.0%	0.0%	#DIV/0!	#DIV/0!
40-44	0.3%	#DIV/0!	0.0%	0.0%	0.0%	0.0%	0.0%	5.6%	0.0%	0.0%	#DIV/0!	#DIV/0!
45-49	3.4%	#DIV/0!	1.6%	4.7%	0.0%	5.7%	3.2%	5.6%	3.7%	6.3%	#DIV/0!	#DIV/0!
50-54	22.3%	#DIV/0!	19.0%	23.4%	26.5%	17.1%	32.3%	16.7%	18.5%	21.9%	#DIV/0!	#DIV/0!
55-59	32.0%	#DIV/0!	36.5%	34.4%	28.6%	20.0%	41.9%	27.8%	25.9%	34.4%	#DIV/0!	#DIV/0!
60-64	23.5%	#DIV/0!	17.5%	25.0%	22.4%	31.4%	12.9%	33.3%	37.0%	18.8%	#DIV/0!	#DIV/0!
65-69	7.5%	#DIV/0!	11.1%	6.3%	4.1%	11.4%	0.0%	5.6%	3.7%	15.6%	#DIV/0!	#DIV/0!
70-74	3.1%	#DIV/0!	3.2%	0.0%	10.2%	2.9%	3.2%	0.0%	0.0%	3.1%	#DIV/0!	#DIV/0!
>=75	7.5%	#DIV/0!	11.1%	6.3%	8.2%	11.4%	3.2%	5.6%	11.1%	0.0%	#DIV/0!	#DIV/0!
Total # of vehicle	319	0	63	64	49	35	31	18	27	32	0	0
Average speed	60.3	#DIV/0!	61.5	59.6	61.3	62.0	57.7	58.8	61.3	58.6	#DIV/0!	#DIV/0!
St. Dev.	8.7	#DIV/0!	9.2	7.5	9.1	9.6	9.6	8.6	9.9	6.1	#DIV/0!	#DIV/0!
85th percentile	67.2	#NUM!	69.5	64.9	71.8	69.4	61.5	64.9	65.1	66.1	#NUM!	#NUM!
Min	39.8	0.0	48.9	48.9	51.2	45.5	39.8	40.9	45.5	48.9	0.0	0.0
Max	99.3	0.0	93.5	85.0	94.8	88.6	99.3	83.2	93.0	72.5	0.0	0.0
Range	59.5	0.0	44.6	36.1	43.6	43.1	59.5	42.3	47.6	23.6	0.0	0.0

Vehicle Speed (50-75 FT Vehicles)	Hour											
	Total	20:00-21:00	21:00-22:00	22:00-23:00	23:00-00:00	00:00-01:00	01:00-02:00	02:00-03:00	03:00-04:00	04:00-05:00	05:00-06:00	06:00-07:00
MPH												
< 10	0.0%	#DIV/0!	0.0%	0.0%	0.0%	0.0%	0.0%	0.0%	0.0%	0.0%	#DIV/0!	#DIV/0!
10-14	0.0%	#DIV/0!	0.0%	0.0%	0.0%	0.0%	0.0%	0.0%	0.0%	0.0%	#DIV/0!	#DIV/0!
15-19	0.0%	#DIV/0!	0.0%	0.0%	0.0%	0.0%	0.0%	0.0%	0.0%	0.0%	#DIV/0!	#DIV/0!
20-24	0.0%	#DIV/0!	0.0%	0.0%	0.0%	0.0%	0.0%	0.0%	0.0%	0.0%	#DIV/0!	#DIV/0!
25-29	0.0%	#DIV/0!	0.0%	0.0%	0.0%	0.0%	0.0%	0.0%	0.0%	0.0%	#DIV/0!	#DIV/0!
30-34	0.0%	#DIV/0!	0.0%	0.0%	0.0%	0.0%	0.0%	0.0%	0.0%	0.0%	#DIV/0!	#DIV/0!
35-39	0.0%	#DIV/0!	0.0%	0.0%	0.0%	0.0%	0.0%	0.0%	0.0%	0.0%	#DIV/0!	#DIV/0!
40-44	4.3%	#DIV/0!	2.6%	6.7%	4.8%	13.3%	0.0%	6.3%	0.0%	3.7%	#DIV/0!	#DIV/0!
45-49	5.9%	#DIV/0!	7.7%	10.0%	9.5%	6.7%	4.8%	0.0%	5.6%	0.0%	#DIV/0!	#DIV/0!
50-54	38.0%	#DIV/0!	43.6%	36.7%	28.6%	40.0%	33.3%	50.0%	38.9%	33.3%	#DIV/0!	#DIV/0!
55-59	27.8%	#DIV/0!	30.8%	23.3%	19.0%	26.7%	33.3%	18.8%	27.8%	37.0%	#DIV/0!	#DIV/0!
60-64	17.1%	#DIV/0!	10.3%	16.7%	28.6%	13.3%	28.6%	12.5%	16.7%	14.8%	#DIV/0!	#DIV/0!
65-69	3.2%	#DIV/0!	5.1%	0.0%	4.8%	0.0%	0.0%	12.5%	5.6%	0.0%	#DIV/0!	#DIV/0!
70-74	2.1%	#DIV/0!	0.0%	3.3%	4.8%	0.0%	0.0%	0.0%	5.6%	3.7%	#DIV/0!	#DIV/0!
>=75	1.6%	#DIV/0!	0.0%	3.3%	0.0%	0.0%	0.0%	0.0%	0.0%	7.4%	#DIV/0!	#DIV/0!
Total # of vehicle	187	0	39	30	21	15	21	16	18	27	0	0
Average speed	56.0	#DIV/0!	55.4	55.3	57.0	53.6	56.0	56.0	57.3	57.3	#DIV/0!	#DIV/0!
St. Dev.	6.2	#DIV/0!	5.3	6.6	7.0	6.2	4.5	6.1	6.8	7.3	#DIV/0!	#DIV/0!
85th percentile	61.9	#NUM!	59.9	61.3	62.6	59.1	60.3	61.2	62.0	61.8	#NUM!	#NUM!
Min	42.0	0.0	43.2	43.2	42.0	43.2	46.6	42.0	45.5	42.0	0.0	0.0
Max	79.8	0.0	69.5	74.1	70.8	64.9	64.9	67.2	72.9	79.8	0.0	0.0
Range	37.7	0.0	26.3	30.9	28.7	21.7	18.3	25.2	27.4	37.7	0.0	0.0

Vehicle Speed (+75 FT Vehicles)	Hour											
	Total	20:00-21:00	21:00-22:00	22:00-23:00	23:00-00:00	00:00-01:00	01:00-02:00	02:00-03:00	03:00-04:00	04:00-05:00	05:00-06:00	06:00-07:00
MPH												
< 10	0.0%	#DIV/0!	0.0%	0.0%	0.0%	0.0%	0.0%	0.0%	0.0%	0.0%	#DIV/0!	#DIV/0!
10-14	0.0%	#DIV/0!	0.0%	0.0%	0.0%	0.0%	0.0%	0.0%	0.0%	0.0%	#DIV/0!	#DIV/0!
15-19	0.0%	#DIV/0!	0.0%	0.0%	0.0%	0.0%	0.0%	0.0%	0.0%	0.0%	#DIV/0!	#DIV/0!
20-24	0.0%	#DIV/0!	0.0%	0.0%	0.0%	0.0%	0.0%	0.0%	0.0%	0.0%	#DIV/0!	#DIV/0!
25-29	0.0%	#DIV/0!	0.0%	0.0%	0.0%	0.0%	0.0%	0.0%	0.0%	0.0%	#DIV/0!	#DIV/0!
30-34	0.0%	#DIV/0!	0.0%	0.0%	0.0%	0.0%	0.0%	0.0%	0.0%	0.0%	#DIV/0!	#DIV/0!
35-39	0.0%	#DIV/0!	0.0%	0.0%	0.0%	0.0%	0.0%	0.0%	0.0%	0.0%	#DIV/0!	#DIV/0!
40-44	2.2%	#DIV/0!	0.0%	0.0%	0.0%	33.3%	0.0%	0.0%	0.0%	0.0%	#DIV/0!	#DIV/0!
45-49	4.4%	#DIV/0!	0.0%	0.0%	0.0%	0.0%	0.0%	0.0%	25.0%	0.0%	#DIV/0!	#DIV/0!
50-54	22.2%	#DIV/0!	0.0%	0.0%	25.0%	66.7%	0.0%	42.9%	25.0%	18.2%	#DIV/0!	#DIV/0!
55-59	33.3%	#DIV/0!	20.0%	40.0%	50.0%	0.0%	0.0%	28.6%	25.0%	54.5%	#DIV/0!	#DIV/0!
60-64	22.2%	#DIV/0!	20.0%	20.0%	25.0%	0.0%	100.0%	14.3%	25.0%	18.2%	#DIV/0!	#DIV/0!
65-69	6.7%	#DIV/0!	0.0%	40.0%	0.0%	0.0%	0.0%	14.3%	0.0%	0.0%	#DIV/0!	#DIV/0!
70-74	2.2%	#DIV/0!	0.0%	0.0%	0.0%	0.0%	0.0%	0.0%	0.0%	9.1%	#DIV/0!	#DIV/0!
>=75	6.7%	#DIV/0!	60.0%	0.0%	0.0%	0.0%	0.0%	0.0%	0.0%	0.0%	#DIV/0!	#DIV/0!
Total # of vehicle	45	0	5	5	4	3	2	7	8	11	0	0
Average speed	59.5	#DIV/0!	73.3	62.0	57.5	50.8	62.6	58.0	54.8	59.1	#DIV/0!	#DIV/0!
St. Dev.	8.1	#DIV/0!	12.0	4.5	3.0	6.6	1.6	5.4	5.7	5.4	#DIV/0!	#DIV/0!
85th percentile	65.1	#NUM!	82.3	66.2	59.9	54.6	63.4	64.7	61.4	63.8	#NUM!	#NUM!
Min	43.2	0.0	59.2	55.8	54.6	43.2	61.5	52.3	48.9	50.1	0.0	0.0
Max	84.4	0.0	84.4	66.3	61.5	54.6	63.8	66.1	62.6	70.6	0.0	0.0
Range	41.2	0.0	25.2	10.5	6.9	11.4	2.3	13.7	13.7	20.6	0.0	0.0

Day 3 RWA Signs

Vehicle Speed (all vehicles)	Hour											
	Total	20:00-21:00	21:00-22:00	22:00-23:00	23:00-00:00	00:00-01:00	01:00-02:00	02:00-03:00	03:00-04:00	04:00-05:00	05:00-06:00	06:00-07:00
MPH												
< 10	0.0%	#DIV/0!	0.0%	0.0%	0.0%	0.0%	0.0%	0.0%	0.0%	0.0%	#DIV/0!	#DIV/0!
10-14	0.0%	#DIV/0!	0.0%	0.0%	0.0%	0.0%	0.0%	0.0%	0.0%	0.0%	#DIV/0!	#DIV/0!
15-19	0.0%	#DIV/0!	0.0%	0.0%	0.0%	0.0%	0.0%	0.0%	0.0%	0.0%	#DIV/0!	#DIV/0!
20-24	0.0%	#DIV/0!	0.0%	0.0%	0.0%	0.0%	0.0%	0.0%	0.0%	0.0%	#DIV/0!	#DIV/0!
25-29	0.0%	#DIV/0!	0.0%	0.0%	0.0%	0.0%	0.0%	0.0%	0.0%	0.0%	#DIV/0!	#DIV/0!
30-34	0.8%	#DIV/0!	1.3%	0.3%	1.0%	0.0%	2.2%	0.0%	0.9%	0.0%	#DIV/0!	#DIV/0!
35-39	1.5%	#DIV/0!	0.6%	2.7%	2.1%	2.5%	1.5%	0.0%	0.9%	0.0%	#DIV/0!	#DIV/0!
40-44	3.5%	#DIV/0!	3.5%	3.4%	4.6%	4.4%	6.0%	2.9%	1.7%	0.7%	#DIV/0!	#DIV/0!
45-49	7.8%	#DIV/0!	8.0%	8.6%	8.7%	12.5%	6.7%	3.9%	3.4%	6.7%	#DIV/0!	#DIV/0!
50-54	12.6%	#DIV/0!	12.1%	10.7%	11.3%	7.5%	12.7%	15.5%	19.7%	17.9%	#DIV/0!	#DIV/0!
55-59	17.1%	#DIV/0!	16.6%	20.6%	16.9%	13.1%	14.9%	13.6%	17.9%	20.1%	#DIV/0!	#DIV/0!
60-64	13.3%	#DIV/0!	14.4%	10.3%	10.8%	18.8%	12.7%	19.4%	12.0%	11.2%	#DIV/0!	#DIV/0!
65-69	16.7%	#DIV/0!	17.9%	15.5%	16.4%	16.9%	14.9%	12.6%	18.8%	20.1%	#DIV/0!	#DIV/0!
70-74	12.4%	#DIV/0!	11.8%	13.7%	11.8%	11.3%	11.9%	16.5%	12.0%	10.4%	#DIV/0!	#DIV/0!
>=75	14.3%	#DIV/0!	13.7%	14.1%	16.4%	13.1%	16.4%	15.5%	12.8%	12.7%	#DIV/0!	#DIV/0!
Total # of vehicles	1447	0	313	291	195	160	134	103	117	134	0	0
Average speed	62.3	#DIV/0!	62.2	62.1	62.1	61.9	61.8	64.0	62.5	62.8	#DIV/0!	#DIV/0!
St. Dev.	11.4	#DIV/0!	11.3	11.8	12.4	11.2	12.5	11.2	10.1	9.8	#DIV/0!	#DIV/0!
85th percentile	73.4	#NUM!	73.4	73.4	74.5	72.8	74.4	74.2	72.6	72.3	#NUM!	#NUM!
Min	31.3	0.0	32.9	32.9	31.3	37.0	32.9	41.0	33.8	41.0	0.0	0.0
Max	102.0	0.0	102.0	99.6	102.0	94.8	91.2	94.8	87.2	90.1	0.0	0.0
Range	70.6	0.0	69.1	66.6	70.6	57.8	58.3	53.8	53.4	49.0	0.0	0.0

Vehicle Speed (0-25 FT Vehicles)	Hour											
	Total	20:00-21:00	21:00-22:00	22:00-23:00	23:00-00:00	00:00-01:00	01:00-02:00	02:00-03:00	03:00-04:00	04:00-05:00	05:00-06:00	06:00-07:00
MPH												
< 10	0.0%	#DIV/0!	0.0%	0.0%	0.0%	0.0%	0.0%	0.0%	0.0%	0.0%	#DIV/0!	#DIV/0!
10-14	0.0%	#DIV/0!	0.0%	0.0%	0.0%	0.0%	0.0%	0.0%	0.0%	0.0%	#DIV/0!	#DIV/0!
15-19	0.0%	#DIV/0!	0.0%	0.0%	0.0%	0.0%	0.0%	0.0%	0.0%	0.0%	#DIV/0!	#DIV/0!
20-24	0.0%	#DIV/0!	0.0%	0.0%	0.0%	0.0%	0.0%	0.0%	0.0%	0.0%	#DIV/0!	#DIV/0!
25-29	0.0%	#DIV/0!	0.0%	0.0%	0.0%	0.0%	0.0%	0.0%	0.0%	0.0%	#DIV/0!	#DIV/0!
30-34	0.6%	#DIV/0!	1.1%	0.6%	1.0%	0.0%	0.0%	0.0%	1.6%	0.0%	#DIV/0!	#DIV/0!
35-39	1.0%	#DIV/0!	0.0%	3.4%	1.0%	1.1%	0.0%	0.0%	0.0%	0.0%	#DIV/0!	#DIV/0!
40-44	1.6%	#DIV/0!	1.1%	2.3%	3.0%	1.1%	1.5%	0.0%	3.1%	0.0%	#DIV/0!	#DIV/0!
45-49	4.1%	#DIV/0!	4.3%	5.7%	5.0%	4.5%	3.1%	1.8%	0.0%	4.7%	#DIV/0!	#DIV/0!
50-54	6.9%	#DIV/0!	7.6%	6.8%	5.9%	1.1%	7.7%	10.5%	10.9%	6.3%	#DIV/0!	#DIV/0!
55-59	13.4%	#DIV/0!	14.7%	14.8%	11.9%	10.2%	9.2%	12.3%	14.1%	17.2%	#DIV/0!	#DIV/0!
60-64	13.9%	#DIV/0!	16.3%	9.7%	11.9%	26.1%	12.3%	15.8%	9.4%	9.4%	#DIV/0!	#DIV/0!
65-69	22.3%	#DIV/0!	21.2%	19.9%	21.8%	22.7%	24.6%	14.0%	28.1%	31.3%	#DIV/0!	#DIV/0!
70-74	17.0%	#DIV/0!	16.3%	18.8%	16.8%	13.6%	16.9%	24.6%	17.2%	12.5%	#DIV/0!	#DIV/0!
>=75	19.1%	#DIV/0!	17.4%	18.2%	21.8%	19.3%	24.6%	21.1%	15.6%	18.8%	#DIV/0!	#DIV/0!
Total # of vehicles	799	0	184	176	101	88	65	57	64	64	0	0
Average speed	65.7	#DIV/0!	65.0	64.8	65.9	66.4	67.4	67.8	64.9	66.4	#DIV/0!	#DIV/0!
St. Dev.	10.8	#DIV/0!	10.2	12.1	11.8	9.5	10.1	10.8	9.7	9.6	#DIV/0!	#DIV/0!
85th percentile	75.8	#NUM!	74.6	77.1	78.1	76.7	78.1	75.8	74.4	75.5	#NUM!	#NUM!
Min	31.3	0.0	32.9	32.9	31.3	37.7	41.0	48.4	33.8	45.9	0.0	0.0
Max	99.6	0.0	94.8	99.6	97.2	94.8	87.7	94.8	84.1	90.1	0.0	0.0
Range	68.3	0.0	61.9	66.6	65.9	57.1	46.6	46.4	50.3	44.2	0.0	0.0

Vehicle Speed (25-50 FT Vehicles)	Hour											
	Total	20:00-21:00	21:00-22:00	22:00-23:00	23:00-00:00	00:00-01:00	01:00-02:00	02:00-03:00	03:00-04:00	04:00-05:00	05:00-06:00	06:00-07:00
MPH												
< 10	0.0%	#DIV/0!	0.0%	0.0%	0.0%	0.0%	0.0%	0.0%	0.0%	0.0%	#DIV/0!	#DIV/0!
10-14	0.0%	#DIV/0!	0.0%	0.0%	0.0%	0.0%	0.0%	0.0%	0.0%	0.0%	#DIV/0!	#DIV/0!
15-19	0.0%	#DIV/0!	0.0%	0.0%	0.0%	0.0%	0.0%	0.0%	0.0%	0.0%	#DIV/0!	#DIV/0!
20-24	0.0%	#DIV/0!	0.0%	0.0%	0.0%	0.0%	0.0%	0.0%	0.0%	0.0%	#DIV/0!	#DIV/0!
25-29	0.0%	#DIV/0!	0.0%	0.0%	0.0%	0.0%	0.0%	0.0%	0.0%	0.0%	#DIV/0!	#DIV/0!
30-34	0.6%	#DIV/0!	1.4%	0.0%	0.0%	0.0%	3.6%	0.0%	0.0%	0.0%	#DIV/0!	#DIV/0!
35-39	1.3%	#DIV/0!	0.0%	1.7%	2.3%	2.7%	3.6%	0.0%	0.0%	0.0%	#DIV/0!	#DIV/0!
40-44	3.2%	#DIV/0!	2.9%	3.4%	4.5%	0.0%	10.7%	5.3%	0.0%	0.0%	#DIV/0!	#DIV/0!
45-49	13.5%	#DIV/0!	14.5%	11.9%	11.4%	24.3%	10.7%	10.5%	17.4%	6.3%	#DIV/0!	#DIV/0!
50-54	19.6%	#DIV/0!	17.4%	18.6%	20.5%	16.2%	14.3%	21.1%	21.7%	31.3%	#DIV/0!	#DIV/0!
55-59	21.5%	#DIV/0!	18.8%	27.1%	22.7%	18.9%	21.4%	5.3%	26.1%	25.0%	#DIV/0!	#DIV/0!
60-64	11.9%	#DIV/0!	13.0%	11.9%	4.5%	13.5%	10.7%	31.6%	13.0%	6.3%	#DIV/0!	#DIV/0!
65-69	11.6%	#DIV/0!	14.5%	11.9%	9.1%	8.1%	3.6%	21.1%	13.0%	12.5%	#DIV/0!	#DIV/0!
70-74	6.4%	#DIV/0!	5.8%	6.8%	9.1%	10.8%	3.6%	0.0%	4.3%	6.3%	#DIV/0!	#DIV/0!
>=75	10.3%	#DIV/0!	11.6%	6.8%	15.9%	5.4%	17.9%	5.3%	4.3%	12.5%	#DIV/0!	#DIV/0!
Total # of vehicle	311	0	69	59	44	37	28	19	23	32	0	0
Average speed	59.5	#DIV/0!	60.3	58.7	60.6	58.1	58.7	59.1	58.7	60.7	#DIV/0!	#DIV/0!
St. Dev.	11.1	#DIV/0!	11.7	10.1	13.1	9.9	14.4	9.3	9.1	9.5	#DIV/0!	#DIV/0!
85th percentile	70.2	#NUM!	70.1	68.5	73.7	69.8	75.7	68.0	67.5	71.3	#NUM!	#NUM!
Min	32.9	0.0	32.9	36.5	36.2	39.4	32.9	41.0	47.5	47.5	0.0	0.0
Max	102.0	0.0	102.0	98.4	102.0	79.1	91.2	75.0	86.3	82.3	0.0	0.0
Range	69.0	0.0	69.0	61.9	65.8	39.7	58.3	34.0	38.8	34.8	0.0	0.0

Vehicle Speed (50-75 FT Vehicles)	Hour											
	Total	20:00-21:00	21:00-22:00	22:00-23:00	23:00-00:00	00:00-01:00	01:00-02:00	02:00-03:00	03:00-04:00	04:00-05:00	05:00-06:00	06:00-07:00
MPH												
< 10	0.0%	#DIV/0!	0.0%	0.0%	0.0%	0.0%	0.0%	0.0%	0.0%	0.0%	#DIV/0!	#DIV/0!
10-14	0.0%	#DIV/0!	0.0%	0.0%	0.0%	0.0%	0.0%	0.0%	0.0%	0.0%	#DIV/0!	#DIV/0!
15-19	0.0%	#DIV/0!	0.0%	0.0%	0.0%	0.0%	0.0%	0.0%	0.0%	0.0%	#DIV/0!	#DIV/0!
20-24	0.0%	#DIV/0!	0.0%	0.0%	0.0%	0.0%	0.0%	0.0%	0.0%	0.0%	#DIV/0!	#DIV/0!
25-29	0.0%	#DIV/0!	0.0%	0.0%	0.0%	0.0%	0.0%	0.0%	0.0%	0.0%	#DIV/0!	#DIV/0!
30-34	2.7%	#DIV/0!	3.0%	0.0%	4.5%	0.0%	7.7%	0.0%	0.0%	0.0%	#DIV/0!	#DIV/0!
35-39	5.3%	#DIV/0!	3.0%	4.0%	9.1%	11.1%	3.8%	0.0%	10.0%	0.0%	#DIV/0!	#DIV/0!
40-44	16.7%	#DIV/0!	21.2%	16.0%	13.6%	22.2%	15.4%	28.6%	0.0%	11.1%	#DIV/0!	#DIV/0!
45-49	16.7%	#DIV/0!	12.1%	20.0%	31.8%	22.2%	15.4%	0.0%	0.0%	11.1%	#DIV/0!	#DIV/0!
50-54	14.7%	#DIV/0!	12.1%	8.0%	4.5%	0.0%	23.1%	28.6%	50.0%	22.2%	#DIV/0!	#DIV/0!
55-59	13.3%	#DIV/0!	24.2%	20.0%	4.5%	0.0%	3.8%	14.3%	30.0%	11.1%	#DIV/0!	#DIV/0!
60-64	10.7%	#DIV/0!	6.1%	16.0%	18.2%	11.1%	7.7%	14.3%	0.0%	11.1%	#DIV/0!	#DIV/0!
65-69	8.7%	#DIV/0!	9.1%	4.0%	9.1%	16.7%	7.7%	0.0%	0.0%	22.2%	#DIV/0!	#DIV/0!
70-74	5.3%	#DIV/0!	6.1%	4.0%	0.0%	5.6%	11.5%	0.0%	0.0%	11.1%	#DIV/0!	#DIV/0!
>=75	6.0%	#DIV/0!	3.0%	8.0%	4.5%	11.1%	3.8%	14.3%	10.0%	0.0%	#DIV/0!	#DIV/0!
Total # of vehicle	150	0	33	25	22	18	26	7	10	9	0	0
Average speed	54.2	#DIV/0!	54.0	55.7	51.9	55.1	52.5	55.7	55.4	57.3	#DIV/0!	#DIV/0!
St. Dev.	11.6	#DIV/0!	10.9	11.8	11.4	14.5	12.0	12.8	9.8	10.8	#DIV/0!	#DIV/0!
85th percentile	66.1	#NUM!	65.5	65.7	63.6	69.2	66.1	62.5	59.6	68.5	#NUM!	#NUM!
Min	32.1	0.0	34.6	39.4	32.1	37.0	32.9	42.7	39.4	41.0	0.0	0.0
Max	85.5	0.0	79.3	83.9	75.8	85.5	74.2	80.7	78.3	71.8	0.0	0.0
Range	53.4	0.0	44.8	44.5	43.7	48.6	41.3	38.0	38.8	30.7	0.0	0.0

Vehicle Speed (+75 FT Vehicles)	Hour											
	Total	20:00-21:00	21:00-22:00	22:00-23:00	23:00-00:00	00:00-01:00	01:00-02:00	02:00-03:00	03:00-04:00	04:00-05:00	05:00-06:00	06:00-07:00
MPH												
< 10	0.0%	#DIV/0!	0.0%	0.0%	0.0%	0.0%	0.0%	0.0%	0.0%	0.0%	#DIV/0!	#DIV/0!
10-14	0.0%	#DIV/0!	0.0%	0.0%	0.0%	0.0%	0.0%	0.0%	0.0%	0.0%	#DIV/0!	#DIV/0!
15-19	0.0%	#DIV/0!	0.0%	0.0%	0.0%	0.0%	0.0%	0.0%	0.0%	0.0%	#DIV/0!	#DIV/0!
20-24	0.0%	#DIV/0!	0.0%	0.0%	0.0%	0.0%	0.0%	0.0%	0.0%	0.0%	#DIV/0!	#DIV/0!
25-29	0.0%	#DIV/0!	0.0%	0.0%	0.0%	0.0%	0.0%	0.0%	0.0%	0.0%	#DIV/0!	#DIV/0!
30-34	0.0%	#DIV/0!	0.0%	0.0%	0.0%	0.0%	0.0%	0.0%	0.0%	0.0%	#DIV/0!	#DIV/0!
35-39	0.5%	#DIV/0!	3.7%	0.0%	0.0%	0.0%	0.0%	0.0%	0.0%	0.0%	#DIV/0!	#DIV/0!
40-44	1.6%	#DIV/0!	0.0%	0.0%	3.6%	11.8%	0.0%	0.0%	0.0%	0.0%	#DIV/0!	#DIV/0!
45-49	7.0%	#DIV/0!	11.1%	9.7%	0.0%	17.6%	0.0%	5.0%	0.0%	10.3%	#DIV/0!	#DIV/0!
50-54	24.1%	#DIV/0!	29.6%	19.4%	21.4%	29.4%	13.3%	20.0%	30.0%	27.6%	#DIV/0!	#DIV/0!
55-59	28.9%	#DIV/0!	14.8%	41.9%	35.7%	29.4%	46.7%	25.0%	15.0%	24.1%	#DIV/0!	#DIV/0!
60-64	15.0%	#DIV/0!	14.8%	6.5%	10.7%	0.0%	26.7%	20.0%	25.0%	20.7%	#DIV/0!	#DIV/0!
65-69	8.0%	#DIV/0!	14.8%	6.5%	14.3%	5.9%	6.7%	5.0%	5.0%	3.4%	#DIV/0!	#DIV/0!
70-74	8.0%	#DIV/0!	3.7%	6.5%	7.1%	5.9%	6.7%	15.0%	10.0%	10.3%	#DIV/0!	#DIV/0!
>=75	7.0%	#DIV/0!	7.4%	9.7%	7.1%	0.0%	0.0%	10.0%	15.0%	3.4%	#DIV/0!	#DIV/0!
Total # of vehicle	187	0	27	31	28	17	15	20	20	29	0	0
Average speed	59.2	#DIV/0!	58.7	58.5	59.5	54.6	59.3	60.9	63.1	58.9	#DIV/0!	#DIV/0!
St. Dev.	8.7	#DIV/0!	10.9	7.7	7.8	7.4	5.2	9.6	10.6	7.6	#DIV/0!	#DIV/0!
85th percentile	68.3	#NUM!	68.6	65.8	66.4	58.5	64.3	72.0	73.8	66.3	#NUM!	#NUM!
Min	35.4	0.0	35.4	45.9	44.3	43.5	51.6	45.1	50.7	48.3	0.0	0.0
Max	87.2	0.0	86.3	78.3	79.1	72.6	70.2	85.5	87.2	78.3	0.0	0.0
Range	51.8	0.0	51.0	32.4	34.8	29.1	18.6	40.5	36.4	29.9	0.0	0.0



Day 3 Beginning of Taper

Vehicle Speed (all vehicles)	Hour											
	Total	20:00-21:00	21:00-22:00	22:00-23:00	23:00-00:00	00:00-01:00	01:00-02:00	02:00-03:00	03:00-04:00	04:00-05:00	05:00-06:00	06:00-07:00
MPH												
< 10	0.0%	#DIV/0!	0.0%	0.0%	0.0%	0.0%	0.0%	0.0%	0.0%	0.0%	#DIV/0!	#DIV/0!
10-14	0.0%	#DIV/0!	0.0%	0.0%	0.0%	0.0%	0.0%	0.0%	0.0%	0.0%	#DIV/0!	#DIV/0!
15-19	0.0%	#DIV/0!	0.0%	0.0%	0.0%	0.0%	0.0%	0.0%	0.0%	0.0%	#DIV/0!	#DIV/0!
20-24	0.0%	#DIV/0!	0.0%	0.0%	0.0%	0.0%	0.0%	0.0%	0.0%	0.0%	#DIV/0!	#DIV/0!
25-29	0.1%	#DIV/0!	0.0%	0.0%	0.0%	0.0%	0.7%	0.0%	0.0%	0.0%	#DIV/0!	#DIV/0!
30-34	0.1%	#DIV/0!	0.0%	0.3%	0.0%	0.0%	0.0%	0.0%	0.0%	0.0%	#DIV/0!	#DIV/0!
35-39	1.0%	#DIV/0!	1.5%	1.6%	1.5%	0.0%	1.5%	0.0%	0.0%	0.0%	#DIV/0!	#DIV/0!
40-44	3.0%	#DIV/0!	5.8%	4.6%	3.0%	0.6%	1.5%	1.9%	0.9%	0.6%	#DIV/0!	#DIV/0!
45-49	10.9%	#DIV/0!	15.5%	13.4%	12.9%	6.1%	11.0%	7.4%	6.8%	3.9%	#DIV/0!	#DIV/0!
50-54	22.1%	#DIV/0!	25.2%	19.2%	19.4%	25.6%	25.0%	23.1%	19.7%	19.5%	#DIV/0!	#DIV/0!
55-59	20.0%	#DIV/0!	19.4%	19.9%	21.4%	20.1%	12.5%	19.4%	18.8%	27.3%	#DIV/0!	#DIV/0!
60-64	17.3%	#DIV/0!	14.5%	15.3%	19.9%	18.3%	11.8%	23.1%	19.7%	21.4%	#DIV/0!	#DIV/0!
65-69	14.1%	#DIV/0!	12.1%	16.3%	11.4%	14.0%	19.1%	14.8%	15.4%	11.7%	#DIV/0!	#DIV/0!
70-74	5.3%	#DIV/0!	3.3%	4.2%	4.0%	7.3%	8.8%	5.6%	10.3%	3.9%	#DIV/0!	#DIV/0!
>=75	6.3%	#DIV/0!	2.7%	5.2%	6.5%	7.9%	8.1%	4.6%	8.5%	11.7%	#DIV/0!	#DIV/0!
Total # of vehicles	1517	0	330	307	201	164	136	108	117	154	0	0
Average speed	58.9	#DIV/0!	56.4	57.9	58.5	60.6	59.9	59.9	61.3	61.5	#DIV/0!	#DIV/0!
St. Dev.	9.0	#DIV/0!	8.3	8.9	9.1	8.7	10.1	8.8	8.4	9.2	#DIV/0!	#DIV/0!
85th percentile	68.4	#NUM!	65.0	67.3	67.3	69.6	70.7	68.4	70.7	69.6	#NUM!	#NUM!
Min	28.6	0.0	35.4	34.3	38.0	42.3	28.6	42.3	42.3	43.4	0.0	0.0
Max	99.1	0.0	82.1	79.8	87.8	93.0	90.0	99.1	79.8	99.1	0.0	0.0
Range	70.5	0.0	46.6	45.5	49.8	50.7	61.4	56.9	37.5	55.7	0.0	0.0

Vehicle Speed (0-25 FT Vehicles)	Hour											
	Total	20:00-21:00	21:00-22:00	22:00-23:00	23:00-00:00	00:00-01:00	01:00-02:00	02:00-03:00	03:00-04:00	04:00-05:00	05:00-06:00	06:00-07:00
MPH												
< 10	0.0%	#DIV/0!	0.0%	0.0%	0.0%	0.0%	0.0%	0.0%	0.0%	0.0%	#DIV/0!	#DIV/0!
10-14	0.0%	#DIV/0!	0.0%	0.0%	0.0%	0.0%	0.0%	0.0%	0.0%	0.0%	#DIV/0!	#DIV/0!
15-19	0.0%	#DIV/0!	0.0%	0.0%	0.0%	0.0%	0.0%	0.0%	0.0%	0.0%	#DIV/0!	#DIV/0!
20-24	0.0%	#DIV/0!	0.0%	0.0%	0.0%	0.0%	0.0%	0.0%	0.0%	0.0%	#DIV/0!	#DIV/0!
25-29	0.0%	#DIV/0!	0.0%	0.0%	0.0%	0.0%	0.0%	0.0%	0.0%	0.0%	#DIV/0!	#DIV/0!
30-34	0.1%	#DIV/0!	0.0%	0.5%	0.0%	0.0%	0.0%	0.0%	0.0%	0.0%	#DIV/0!	#DIV/0!
35-39	0.7%	#DIV/0!	0.5%	0.9%	2.4%	0.0%	1.2%	0.0%	0.0%	0.0%	#DIV/0!	#DIV/0!
40-44	2.4%	#DIV/0!	4.1%	3.8%	2.4%	1.0%	0.0%	1.5%	1.4%	0.0%	#DIV/0!	#DIV/0!
45-49	7.3%	#DIV/0!	12.2%	8.1%	7.1%	3.8%	6.0%	3.1%	5.7%	3.6%	#DIV/0!	#DIV/0!
50-54	14.6%	#DIV/0!	20.3%	12.3%	14.3%	16.2%	14.3%	16.9%	7.1%	8.4%	#DIV/0!	#DIV/0!
55-59	17.4%	#DIV/0!	19.8%	19.4%	18.3%	19.0%	10.7%	12.3%	10.0%	19.3%	#DIV/0!	#DIV/0!
60-64	20.4%	#DIV/0!	18.0%	19.4%	23.8%	18.1%	13.1%	29.2%	22.9%	25.3%	#DIV/0!	#DIV/0!
65-69	20.9%	#DIV/0!	17.1%	23.2%	15.9%	21.0%	28.6%	21.5%	24.3%	21.7%	#DIV/0!	#DIV/0!
70-74	7.8%	#DIV/0!	5.0%	5.7%	6.3%	10.5%	13.1%	9.2%	17.1%	4.8%	#DIV/0!	#DIV/0!
>=75	8.4%	#DIV/0!	3.2%	6.6%	9.5%	10.5%	13.1%	6.2%	11.4%	16.9%	#DIV/0!	#DIV/0!
Total # of vehicles	966	0	222	211	126	105	84	65	70	83	0	0
Average speed	61.3	#DIV/0!	58.3	60.3	60.9	62.8	64.2	62.3	64.3	64.7	#DIV/0!	#DIV/0!
St. Dev.	9.0	#DIV/0!	8.2	8.7	9.5	8.4	9.6	8.1	8.4	9.7	#DIV/0!	#DIV/0!
85th percentile	70.1	#NUM!	67.3	68.4	69.6	71.8	71.8	69.3	71.8	76.0	#NUM!	#NUM!
Min	34.3	0.0	37.7	34.3	38.0	42.3	35.4	42.3	42.3	49.1	0.0	0.0
Max	99.1	0.0	78.7	79.8	87.8	83.2	90.0	82.1	79.8	99.1	0.0	0.0
Range	64.8	0.0	41.0	45.5	49.8	41.0	54.6	39.8	37.5	50.1	0.0	0.0

Vehicle Speed (25-50 FT Vehicles)	Hour											
	Total	20:00-21:00	21:00-22:00	22:00-23:00	23:00-00:00	00:00-01:00	01:00-02:00	02:00-03:00	03:00-04:00	04:00-05:00	05:00-06:00	06:00-07:00
MPH												
< 10	0.0%	#DIV/0!	0.0%	0.0%	0.0%	0.0%	0.0%	0.0%	0.0%	0.0%	#DIV/0!	#DIV/0!
10-14	0.0%	#DIV/0!	0.0%	0.0%	0.0%	0.0%	0.0%	0.0%	0.0%	0.0%	#DIV/0!	#DIV/0!
15-19	0.0%	#DIV/0!	0.0%	0.0%	0.0%	0.0%	0.0%	0.0%	0.0%	0.0%	#DIV/0!	#DIV/0!
20-24	0.0%	#DIV/0!	0.0%	0.0%	0.0%	0.0%	0.0%	0.0%	0.0%	0.0%	#DIV/0!	#DIV/0!
25-29	0.0%	#DIV/0!	0.0%	0.0%	0.0%	0.0%	0.0%	0.0%	0.0%	0.0%	#DIV/0!	#DIV/0!
30-34	0.0%	#DIV/0!	0.0%	0.0%	0.0%	0.0%	0.0%	0.0%	0.0%	0.0%	#DIV/0!	#DIV/0!
35-39	1.5%	#DIV/0!	2.9%	3.2%	0.0%	0.0%	3.8%	0.0%	0.0%	0.0%	#DIV/0!	#DIV/0!
40-44	3.3%	#DIV/0!	8.6%	4.8%	2.1%	0.0%	3.8%	0.0%	0.0%	0.0%	#DIV/0!	#DIV/0!
45-49	14.7%	#DIV/0!	24.3%	21.0%	14.6%	5.9%	19.2%	13.0%	3.7%	2.3%	#DIV/0!	#DIV/0!
50-54	33.6%	#DIV/0!	30.0%	30.6%	29.2%	44.1%	42.3%	30.4%	37.0%	34.9%	#DIV/0!	#DIV/0!
55-59	27.3%	#DIV/0!	18.6%	27.4%	33.3%	20.6%	11.5%	43.5%	40.7%	32.6%	#DIV/0!	#DIV/0!
60-64	12.0%	#DIV/0!	10.0%	14.6%	17.6%	17.6%	11.5%	8.7%	11.1%	18.6%	#DIV/0!	#DIV/0!
65-69	2.4%	#DIV/0!	2.9%	1.6%	4.2%	2.9%	3.8%	4.3%	0.0%	0.0%	#DIV/0!	#DIV/0!
70-74	1.5%	#DIV/0!	0.0%	1.6%	0.0%	2.9%	3.8%	0.0%	0.0%	4.7%	#DIV/0!	#DIV/0!
>=75	3.6%	#DIV/0!	2.9%	3.2%	2.1%	5.9%	0.0%	0.0%	7.4%	7.0%	#DIV/0!	#DIV/0!
Total # of vehicle	333	0	70	62	48	34	26	23	27	43	0	0
Average speed	55.4	#DIV/0!	53.1	53.7	55.8	58.2	53.4	55.2	57.8	58.6	#DIV/0!	#DIV/0!
St. Dev.	7.6	#DIV/0!	7.9	7.6	6.9	9.1	7.0	4.8	6.9	6.7	#DIV/0!	#DIV/0!
85th percentile	61.6	#NUM!	60.1	58.2	61.5	63.9	60.5	59.0	60.5	63.9	#NUM!	#NUM!
Min	36.6	0.0	36.6	37.7	43.4	45.7	36.8	45.7	49.1	47.9	0.0	0.0
Max	93.0	0.0	82.1	77.5	85.5	93.0	70.7	65.0	79.8	79.8	0.0	0.0
Range	56.4	0.0	45.5	39.8	42.1	47.3	33.8	19.3	30.7	31.9	0.0	0.0

Vehicle Speed (50-75 FT Vehicles)	Hour											
	Total	20:00-21:00	21:00-22:00	22:00-23:00	23:00-00:00	00:00-01:00	01:00-02:00	02:00-03:00	03:00-04:00	04:00-05:00	05:00-06:00	06:00-07:00
MPH												
< 10	0.0%	#DIV/0!	0.0%	0.0%	0.0%	0.0%	0.0%	0.0%	0.0%	0.0%	#DIV/0!	#DIV/0!
10-14	0.0%	#DIV/0!	0.0%	0.0%	0.0%	0.0%	0.0%	0.0%	0.0%	0.0%	#DIV/0!	#DIV/0!
15-19	0.0%	#DIV/0!	0.0%	0.0%	0.0%	0.0%	0.0%	0.0%	0.0%	0.0%	#DIV/0!	#DIV/0!
20-24	0.0%	#DIV/0!	0.0%	0.0%	0.0%	0.0%	0.0%	0.0%	0.0%	0.0%	#DIV/0!	#DIV/0!
25-29	0.5%	#DIV/0!	0.0%	0.0%	0.0%	0.0%	4.3%	0.0%	0.0%	0.0%	#DIV/0!	#DIV/0!
30-34	0.0%	#DIV/0!	0.0%	0.0%	0.0%	0.0%	0.0%	0.0%	0.0%	0.0%	#DIV/0!	#DIV/0!
35-39	1.6%	#DIV/0!	5.7%	3.2%	0.0%	0.0%	0.0%	0.0%	0.0%	0.0%	#DIV/0!	#DIV/0!
40-44	6.5%	#DIV/0!	11.4%	9.7%	8.3%	0.0%	4.3%	6.3%	0.0%	5.3%	#DIV/0!	#DIV/0!
45-49	22.3%	#DIV/0!	20.0%	35.5%	37.5%	17.4%	21.7%	12.5%	7.7%	10.5%	#DIV/0!	#DIV/0!
50-54	39.7%	#DIV/0!	45.7%	38.7%	25.0%	43.5%	43.5%	37.5%	46.2%	36.8%	#DIV/0!	#DIV/0!
55-59	17.9%	#DIV/0!	17.1%	9.7%	16.7%	21.7%	17.4%	12.5%	23.1%	31.6%	#DIV/0!	#DIV/0!
60-64	9.2%	#DIV/0!	0.0%	3.2%	12.5%	17.4%	4.3%	25.0%	15.4%	10.5%	#DIV/0!	#DIV/0!
65-69	1.1%	#DIV/0!	0.0%	0.0%	0.0%	0.0%	4.3%	0.0%	7.7%	0.0%	#DIV/0!	#DIV/0!
70-74	0.0%	#DIV/0!	0.0%	0.0%	0.0%	0.0%	0.0%	0.0%	0.0%	0.0%	#DIV/0!	#DIV/0!
>=75	1.1%	#DIV/0!	0.0%	0.0%	0.0%	0.0%	0.0%	6.3%	0.0%	5.3%	#DIV/0!	#DIV/0!
Total # of vehicle	184	0	35	31	24	23	23	16	13	19	0	0
Average speed	52.9	#DIV/0!	50.5	49.9	51.9	54.0	52.5	57.5	56.1	56.1	#DIV/0!	#DIV/0!
St. Dev.	7.1	#DIV/0!	5.2	5.1	5.9	5.1	7.0	12.4	4.9	8.6	#DIV/0!	#DIV/0!
85th percentile	58.2	#NUM!	55.8	54.4	58.2	60.1	57.0	60.5	61.8	60.3	#NUM!	#NUM!
Min	28.6	0.0	35.4	37.7	41.1	46.8	28.6	44.9	49.1	43.4	0.0	0.0
Max	99.1	0.0	58.2	60.5	62.7	62.7	66.1	99.1	65.0	84.9	0.0	0.0
Range	70.5	0.0	22.8	22.8	21.6	15.9	37.5	54.3	15.9	41.5	0.0	0.0

Vehicle Speed (+75 FT Vehicles)	Hour											
	Total	20:00-21:00	21:00-22:00	22:00-23:00	23:00-00:00	00:00-01:00	01:00-02:00	02:00-03:00	03:00-04:00	04:00-05:00	05:00-06:00	06:00-07:00
MPH												
< 10	0.0%	#DIV/0!	0.0%	0.0%	0.0%	0.0%	0.0%	0.0%	0.0%	0.0%	#DIV/0!	#DIV/0!
10-14	0.0%	#DIV/0!	0.0%	0.0%	0.0%	0.0%	0.0%	0.0%	0.0%	0.0%	#DIV/0!	#DIV/0!
15-19	0.0%	#DIV/0!	0.0%	0.0%	0.0%	0.0%	0.0%	0.0%	0.0%	0.0%	#DIV/0!	#DIV/0!
20-24	0.0%	#DIV/0!	0.0%	0.0%	0.0%	0.0%	0.0%	0.0%	0.0%	0.0%	#DIV/0!	#DIV/0!
25-29	0.0%	#DIV/0!	0.0%	0.0%	0.0%	0.0%	0.0%	0.0%	0.0%	0.0%	#DIV/0!	#DIV/0!
30-34	0.0%	#DIV/0!	0.0%	0.0%	0.0%	0.0%	0.0%	0.0%	0.0%	0.0%	#DIV/0!	#DIV/0!
35-39	0.0%	#DIV/0!	0.0%	0.0%	0.0%	0.0%	0.0%	0.0%	0.0%	0.0%	#DIV/0!	#DIV/0!
40-44	0.0%	#DIV/0!	0.0%	0.0%	0.0%	0.0%	0.0%	0.0%	0.0%	0.0%	#DIV/0!	#DIV/0!
45-49	11.8%	#DIV/0!	0.0%	0.0%	33.3%	0.0%	0.0%	25.0%	28.6%	0.0%	#DIV/0!	#DIV/0!
50-54	26.5%	#DIV/0!	33.3%	66.7%	33.3%	0.0%	33.3%	25.0%	28.6%	11.1%	#DIV/0!	#DIV/0!
55-59	32.4%	#DIV/0!	33.3%	0.0%	0.0%	50.0%	33.3%	25.0%	14.3%	66.7%	#DIV/0!	#DIV/0!
60-64	23.5%	#DIV/0!	33.3%	33.3%	0.0%	50.0%	33.3%	0.0%	28.6%	22.2%	#DIV/0!	#DIV/0!
65-69	5.9%	#DIV/0!	0.0%	0.0%	33.3%	0.0%	0.0%	25.0%	0.0%	0.0%	#DIV/0!	#DIV/0!
70-74	0.0%	#DIV/0!	0.0%	0.0%	0.0%	0.0%	0.0%	0.0%	0.0%	0.0%	#DIV/0!	#DIV/0!
>=75	0.0%	#DIV/0!	0.0%	0.0%	0.0%	0.0%	0.0%	0.0%	0.0%	0.0%	#DIV/0!	#DIV/0!
Total # of vehicle	34	0	3	3	3	2	3	4	7	9	0	0
Average speed	56.6	#DIV/0!	56.7	57.4	55.5	58.8	57.8	55.9	55.1	57.4	#DIV/0!	#DIV/0!
St. Dev.	5.0	#DIV/0!	5.1	4.6	10.6	2.4	2.9	7.7	5.6	3.3	#DIV/0!	#DIV/0!
85th percentile	61.7	#NUM!	60.2	60.3	62.8	59.9	59.8	61.9	61.7	60.2	#NUM!	#NUM!
Min	46.8	0.0	51.4	54.8	46.8	57.0	54.8	46.8	49.1	51.4	0.0	0.0
Max	67.3	0.0	61.6	62.7	67.3	60.5	60.5	65.0	62.7	62.7	0.0	0.0
Range	20.5	0.0	10.2	8.0	20.5	3.4	5.7	18.2	13.7	11.4	0.0	0.0

Day 3 End of Taper

Vehicle Speed (all vehicles)	Hour											
	Total	20:00-21:00	21:00-22:00	22:00-23:00	23:00-00:00	00:00-01:00	01:00-02:00	02:00-03:00	03:00-04:00	04:00-05:00	05:00-06:00	06:00-07:00
MPH												
< 10	0.0%	#DIV/0!	0.0%	0.0%	0.0%	0.0%	0.0%	0.0%	0.0%	0.0%	#DIV/0!	#DIV/0!
10-14	0.0%	#DIV/0!	0.0%	0.0%	0.0%	0.0%	0.0%	0.0%	0.0%	0.0%	#DIV/0!	#DIV/0!
15-19	0.1%	#DIV/0!	0.3%	0.0%	0.0%	0.0%	0.0%	0.0%	0.0%	0.0%	#DIV/0!	#DIV/0!
20-24	0.5%	#DIV/0!	1.2%	0.3%	0.5%	0.0%	0.0%	0.0%	1.8%	0.0%	#DIV/0!	#DIV/0!
25-29	0.9%	#DIV/0!	0.9%	1.0%	1.0%	0.0%	1.4%	0.0%	2.6%	0.0%	#DIV/0!	#DIV/0!
30-34	1.8%	#DIV/0!	3.1%	2.4%	1.5%	1.8%	0.7%	0.0%	0.9%	1.4%	#DIV/0!	#DIV/0!
35-39	5.5%	#DIV/0!	10.2%	7.8%	4.6%	2.4%	1.4%	4.5%	0.0%	4.3%	#DIV/0!	#DIV/0!
40-44	11.3%	#DIV/0!	19.8%	16.3%	5.7%	7.7%	5.0%	9.0%	6.8%	5.0%	#DIV/0!	#DIV/0!
45-49	17.9%	#DIV/0!	27.9%	17.3%	13.9%	16.0%	11.5%	21.6%	8.5%	15.0%	#DIV/0!	#DIV/0!
50-54	15.1%	#DIV/0!	13.9%	13.9%	17.0%	17.8%	15.1%	14.4%	13.7%	15.7%	#DIV/0!	#DIV/0!
55-59	16.5%	#DIV/0!	9.6%	15.3%	24.7%	18.9%	15.8%	17.1%	19.7%	17.9%	#DIV/0!	#DIV/0!
60-64	12.2%	#DIV/0!	6.8%	8.8%	11.9%	12.4%	12.9%	16.2%	24.8%	17.1%	#DIV/0!	#DIV/0!
65-69	7.4%	#DIV/0!	2.8%	9.2%	7.2%	6.5%	12.2%	9.0%	9.4%	7.9%	#DIV/0!	#DIV/0!
70-74	4.4%	#DIV/0!	1.5%	3.4%	3.6%	7.7%	11.5%	0.9%	5.1%	5.7%	#DIV/0!	#DIV/0!
>=75	6.5%	#DIV/0!	1.9%	4.1%	8.2%	8.9%	12.2%	5.4%	8.5%	10.0%	#DIV/0!	#DIV/0!
Total # of vehicles	1487	0	323	294	194	169	139	111	117	140	0	0
Average speed	54.5	#DIV/0!	48.7	52.8	55.9	57.2	60.0	54.9	58.4	57.7	#DIV/0!	#DIV/0!
St. Dev.	11.7	#DIV/0!	10.1	11.5	11.1	11.2	12.3	11.6	10.8	11.2	#DIV/0!	#DIV/0!
85th percentile	66.8	#NUM!	59.1	65.7	67.1	70.2	72.8	65.2	67.7	68.9	#NUM!	#NUM!
Min	18.3	0.0	18.3	23.6	21.5	31.0	27.8	21.5	27.8	32.0	0.0	0.0
Max	92.1	0.0	79.4	84.7	89.9	92.1	91.0	92.1	87.8	92.1	0.0	0.0
Range	73.7	0.0	61.1	61.1	68.5	61.1	63.2	70.6	60.0	60.0	0.0	0.0

Vehicle Speed (0-25 FT Vehicles)	Hour											
	Total	20:00-21:00	21:00-22:00	22:00-23:00	23:00-00:00	00:00-01:00	01:00-02:00	02:00-03:00	03:00-04:00	04:00-05:00	05:00-06:00	06:00-07:00
MPH												
< 10	0.0%	#DIV/0!	0.0%	0.0%	0.0%	0.0%	0.0%	0.0%	0.0%	0.0%	#DIV/0!	#DIV/0!
10-14	0.0%	#DIV/0!	0.0%	0.0%	0.0%	0.0%	0.0%	0.0%	0.0%	0.0%	#DIV/0!	#DIV/0!
15-19	0.1%	#DIV/0!	0.5%	0.0%	0.0%	0.0%	0.0%	0.0%	0.0%	0.0%	#DIV/0!	#DIV/0!
20-24	0.4%	#DIV/0!	1.4%	0.0%	0.0%	0.0%	0.0%	1.4%	0.0%	0.0%	#DIV/0!	#DIV/0!
25-29	1.1%	#DIV/0!	0.9%	1.0%	1.7%	0.0%	1.3%	0.0%	4.7%	0.0%	#DIV/0!	#DIV/0!
30-34	1.8%	#DIV/0!	2.8%	2.5%	1.7%	2.0%	0.0%	0.0%	1.6%	1.3%	#DIV/0!	#DIV/0!
35-39	5.9%	#DIV/0!	10.4%	8.5%	2.5%	3.0%	1.3%	5.6%	0.0%	5.3%	#DIV/0!	#DIV/0!
40-44	11.6%	#DIV/0!	20.4%	13.1%	5.9%	7.9%	6.3%	12.7%	7.8%	5.3%	#DIV/0!	#DIV/0!
45-49	16.8%	#DIV/0!	27.5%	16.1%	10.2%	13.9%	8.9%	21.1%	7.8%	14.5%	#DIV/0!	#DIV/0!
50-54	12.2%	#DIV/0!	12.3%	13.1%	13.6%	14.9%	7.6%	11.3%	9.4%	11.8%	#DIV/0!	#DIV/0!
55-59	17.0%	#DIV/0!	10.0%	17.1%	28.8%	14.9%	19.0%	14.1%	21.9%	17.1%	#DIV/0!	#DIV/0!
60-64	12.3%	#DIV/0!	7.6%	9.5%	12.7%	15.8%	10.1%	16.9%	25.0%	14.5%	#DIV/0!	#DIV/0!
65-69	8.7%	#DIV/0!	2.8%	10.6%	8.5%	10.9%	13.9%	9.9%	10.9%	9.2%	#DIV/0!	#DIV/0!
70-74	5.0%	#DIV/0!	1.4%	3.5%	4.2%	8.9%	16.5%	1.4%	3.1%	7.9%	#DIV/0!	#DIV/0!
>=75	7.1%	#DIV/0!	1.9%	5.0%	10.2%	7.9%	15.2%	5.6%	7.8%	13.2%	#DIV/0!	#DIV/0!
Total # of vehicles	919	0	211	199	118	101	79	71	64	76	0	0
Average speed	54.9	#DIV/0!	48.6	54.0	57.1	57.9	62.1	54.6	57.4	58.2	#DIV/0!	#DIV/0!
St. Dev.	12.1	#DIV/0!	10.4	11.9	10.9	11.7	12.4	11.9	11.5	12.0	#DIV/0!	#DIV/0!
85th percentile	67.8	#NUM!	59.4	67.2	68.9	70.3	73.7	65.7	66.8	72.3	#NUM!	#NUM!
Min	18.3	0.0	18.3	28.9	26.7	31.0	27.8	21.5	27.8	32.0	0.0	0.0
Max	92.1	0.0	79.4	84.7	80.5	92.1	91.0	86.8	84.7	86.8	0.0	0.0
Range	73.7	0.0	61.1	55.8	53.7	61.1	63.2	65.3	56.9	54.8	0.0	0.0

Vehicle Speed (25-50 FT Vehicles)	Hour											
	Total	20:00-21:00	21:00-22:00	22:00-23:00	23:00-00:00	00:00-01:00	01:00-02:00	02:00-03:00	03:00-04:00	04:00-05:00	05:00-06:00	06:00-07:00
MPH												
< 10	0.0%	#DIV/0!	0.0%	0.0%	0.0%	0.0%	0.0%	0.0%	0.0%	0.0%	#DIV/0!	#DIV/0!
10-14	0.0%	#DIV/0!	0.0%	0.0%	0.0%	0.0%	0.0%	0.0%	0.0%	0.0%	#DIV/0!	#DIV/0!
15-19	0.0%	#DIV/0!	0.0%	0.0%	0.0%	0.0%	0.0%	0.0%	0.0%	0.0%	#DIV/0!	#DIV/0!
20-24	0.9%	#DIV/0!	0.0%	1.5%	2.4%	0.0%	0.0%	4.8%	0.0%	0.0%	#DIV/0!	#DIV/0!
25-29	0.9%	#DIV/0!	1.4%	1.5%	0.0%	0.0%	3.7%	0.0%	0.0%	0.0%	#DIV/0!	#DIV/0!
30-34	2.5%	#DIV/0!	5.6%	3.1%	2.4%	2.9%	0.0%	0.0%	0.0%	0.0%	#DIV/0!	#DIV/0!
35-39	4.7%	#DIV/0!	6.9%	1.5%	9.5%	2.9%	3.7%	4.8%	0.0%	6.5%	#DIV/0!	#DIV/0!
40-44	12.2%	#DIV/0!	16.7%	24.6%	2.4%	14.7%	3.7%	4.8%	3.7%	6.5%	#DIV/0!	#DIV/0!
45-49	19.4%	#DIV/0!	27.8%	18.5%	19.0%	23.5%	14.8%	19.0%	7.4%	12.9%	#DIV/0!	#DIV/0!
50-54	20.1%	#DIV/0!	18.1%	15.4%	28.6%	23.5%	18.5%	9.5%	29.6%	19.4%	#DIV/0!	#DIV/0!
55-59	15.0%	#DIV/0!	11.1%	9.2%	21.4%	17.6%	11.1%	28.6%	22.2%	12.9%	#DIV/0!	#DIV/0!
60-64	10.7%	#DIV/0!	4.2%	4.2%	2.4%	2.9%	18.5%	14.3%	25.9%	25.8%	#DIV/0!	#DIV/0!
65-69	5.6%	#DIV/0!	4.2%	7.7%	4.8%	0.0%	18.5%	9.5%	0.0%	3.2%	#DIV/0!	#DIV/0!
70-74	2.5%	#DIV/0!	2.8%	4.6%	0.0%	2.9%	0.0%	0.0%	0.0%	6.5%	#DIV/0!	#DIV/0!
>=75	5.3%	#DIV/0!	1.4%	3.1%	7.1%	8.8%	7.4%	4.8%	11.1%	6.5%	#DIV/0!	#DIV/0!
Total # of vehicle	319	0	72	65	42	34	27	21	27	31	0	0
Average speed	53.3	#DIV/0!	49.6	51.3	53.0	53.1	57.4	55.5	58.5	57.0	#DIV/0!	#DIV/0!
St. Dev.	11.4	#DIV/0!	9.8	11.3	12.2	10.6	12.7	13.7	10.4	10.2	#DIV/0!	#DIV/0!
85th percentile	64.1	#NUM!	58.7	64.2	59.2	59.5	68.0	64.7	63.7	65.2	#NUM!	#NUM!
Min	21.5	0.0	26.7	23.6	21.5	34.1	28.9	22.5	43.6	37.3	0.0	0.0
Max	92.1	0.0	76.3	75.2	89.9	81.5	87.8	92.1	87.8	77.3	0.0	0.0
Range	70.6	0.0	49.5	51.6	68.5	47.4	59.0	69.5	44.2	40.0	0.0	0.0

Vehicle Speed (50-75 FT Vehicles)	Hour											
	Total	20:00-21:00	21:00-22:00	22:00-23:00	23:00-00:00	00:00-01:00	01:00-02:00	02:00-03:00	03:00-04:00	04:00-05:00	05:00-06:00	06:00-07:00
MPH												
< 10	0.0%	#DIV/0!	0.0%	0.0%	0.0%	0.0%	0.0%	0.0%	0.0%	0.0%	#DIV/0!	#DIV/0!
10-14	0.0%	#DIV/0!	0.0%	0.0%	0.0%	0.0%	0.0%	0.0%	0.0%	0.0%	#DIV/0!	#DIV/0!
15-19	0.0%	#DIV/0!	0.0%	0.0%	0.0%	0.0%	0.0%	0.0%	0.0%	0.0%	#DIV/0!	#DIV/0!
20-24	0.6%	#DIV/0!	3.6%	0.0%	0.0%	0.0%	0.0%	0.0%	0.0%	0.0%	#DIV/0!	#DIV/0!
25-29	0.0%	#DIV/0!	0.0%	0.0%	0.0%	0.0%	0.0%	0.0%	0.0%	0.0%	#DIV/0!	#DIV/0!
30-34	0.6%	#DIV/0!	0.0%	0.0%	0.0%	0.0%	4.2%	0.0%	0.0%	0.0%	#DIV/0!	#DIV/0!
35-39	5.6%	#DIV/0!	17.9%	16.0%	3.6%	0.0%	0.0%	0.0%	0.0%	0.0%	#DIV/0!	#DIV/0!
40-44	9.6%	#DIV/0!	21.4%	20.0%	10.7%	0.0%	4.2%	0.0%	15.4%	0.0%	#DIV/0!	#DIV/0!
45-49	23.6%	#DIV/0!	28.6%	24.0%	25.0%	17.9%	20.8%	25.0%	15.4%	30.0%	#DIV/0!	#DIV/0!
50-54	21.9%	#DIV/0!	17.9%	20.0%	10.7%	21.4%	29.2%	41.7%	7.7%	35.0%	#DIV/0!	#DIV/0!
55-59	19.1%	#DIV/0!	3.6%	16.0%	17.9%	39.3%	16.7%	16.7%	23.1%	20.0%	#DIV/0!	#DIV/0!
60-64	10.7%	#DIV/0!	7.1%	4.0%	17.9%	7.1%	16.7%	8.3%	23.1%	5.0%	#DIV/0!	#DIV/0!
65-69	2.2%	#DIV/0!	0.0%	0.0%	7.1%	0.0%	0.0%	0.0%	15.4%	0.0%	#DIV/0!	#DIV/0!
70-74	2.8%	#DIV/0!	0.0%	0.0%	7.1%	7.1%	4.2%	0.0%	0.0%	0.0%	#DIV/0!	#DIV/0!
>=75	3.4%	#DIV/0!	0.0%	0.0%	0.0%	7.1%	4.2%	8.3%	0.0%	10.0%	#DIV/0!	#DIV/0!
Total # of vehicle	178	0	28	25	28	28	24	12	13	20	0	0
Average speed	53.0	#DIV/0!	46.1	47.8	54.7	56.7	55.1	54.8	55.9	56.1	#DIV/0!	#DIV/0!
St. Dev.	9.4	#DIV/0!	8.3	7.0	9.1	7.4	10.0	7.4	8.1	11.1	#DIV/0!	#DIV/0!
85th percentile	60.5	#NUM!	52.0	55.2	64.6	60.5	63.1	58.1	64.9	59.0	#NUM!	#NUM!
Min	24.6	0.0	24.6	36.2	38.3	45.7	34.1	47.8	43.6	45.7	0.0	0.0
Max	92.1	0.0	62.6	61.5	73.1	76.3	83.6	75.2	67.8	92.1	0.0	0.0
Range	67.4	0.0	37.9	25.3	34.8	30.5	49.5	27.4	24.2	46.3	0.0	0.0

Vehicle Speed (+75 FT Vehicles)	Hour											
	Total	20:00-21:00	21:00-22:00	22:00-23:00	23:00-00:00	00:00-01:00	01:00-02:00	02:00-03:00	03:00-04:00	04:00-05:00	05:00-06:00	06:00-07:00
MPH												
< 10	0.0%	#DIV/0!	0.0%	0.0%	0.0%	0.0%	0.0%	0.0%	0.0%	0.0%	#DIV/0!	#DIV/0!
10-14	0.0%	#DIV/0!	0.0%	0.0%	0.0%	0.0%	0.0%	0.0%	0.0%	0.0%	#DIV/0!	#DIV/0!
15-19	0.0%	#DIV/0!	0.0%	0.0%	0.0%	0.0%	0.0%	0.0%	0.0%	0.0%	#DIV/0!	#DIV/0!
20-24	0.0%	#DIV/0!	0.0%	0.0%	0.0%	0.0%	0.0%	0.0%	0.0%	0.0%	#DIV/0!	#DIV/0!
25-29	0.0%	#DIV/0!	0.0%	0.0%	0.0%	0.0%	0.0%	0.0%	0.0%	0.0%	#DIV/0!	#DIV/0!
30-34	1.4%	#DIV/0!	0.0%	0.0%	0.0%	0.0%	0.0%	0.0%	0.0%	7.7%	#DIV/0!	#DIV/0!
35-39	4.2%	#DIV/0!	8.3%	20.0%	16.7%	0.0%	0.0%	0.0%	0.0%	0.0%	#DIV/0!	#DIV/0!
40-44	7.0%	#DIV/0!	25.0%	20.0%	0.0%	0.0%	0.0%	0.0%	0.0%	7.7%	#DIV/0!	#DIV/0!
45-49	11.3%	#DIV/0!	33.3%	20.0%	0.0%	0.0%	0.0%	28.6%	7.7%	0.0%	#DIV/0!	#DIV/0!
50-54	12.7%	#DIV/0!	8.3%	0.0%	33.3%	16.7%	33.3%	14.3%	7.7%	0.0%	#DIV/0!	#DIV/0!
55-59	9.9%	#DIV/0!	8.3%	20.0%	0.0%	0.0%	0.0%	14.3%	0.0%	30.8%	#DIV/0!	#DIV/0!
60-64	21.1%	#DIV/0!	8.3%	0.0%	33.3%	33.3%	11.1%	28.6%	23.1%	30.8%	#DIV/0!	#DIV/0!
65-69	11.3%	#DIV/0!	0.0%	20.0%	0.0%	0.0%	11.1%	14.3%	15.4%	23.1%	#DIV/0!	#DIV/0!
70-74	9.9%	#DIV/0!	0.0%	0.0%	0.0%	16.7%	22.2%	0.0%	30.8%	0.0%	#DIV/0!	#DIV/0!
>=75	11.3%	#DIV/0!	8.3%	0.0%	16.7%	33.3%	22.2%	0.0%	15.4%	0.0%	#DIV/0!	#DIV/0!
Total # of vehicle	71	0	12	5	6	6	9	7	13	13	0	0
Average speed	59.4	#DIV/0!	51.1	50.3	57.5	69.2	64.3	57.0	66.0	59.0	#DIV/0!	#DIV/0!
St. Dev.	11.8	#DIV/0!	11.3	12.2	13.2	12.0	11.1	8.1	8.6	9.9	#DIV/0!	#DIV/0!
85th percentile	71.8	#NUM!	58.1	61.9	66.8	81.3	74.0	64.2	73.5	65.9	#NUM!	#NUM!
Min	33.1	0.0	39.4	35.2	36.2	52.0	51.0	47.8	48.9	33.1	0.0	0.0
Max	83.6	0.0	79.4	65.7	76.3	83.6	80.5	69.9	75.2	67.8	0.0	0.0
Range	50.6	0.0	40.0	30.5	40.0	31.6	29.5	22.1	26.3	34.8	0.0	0.0

Day 3 1<sup>st</sup> WZ

Vehicle Speed (all vehicles)	Hour											
	Total	20:00-21:00	21:00-22:00	22:00-23:00	23:00-00:00	00:00-01:00	01:00-02:00	02:00-03:00	03:00-04:00	04:00-05:00	05:00-06:00	06:00-07:00
MPH												
< 10	0.1%	#DIV/0!	0.0%	0.0%	0.0%	0.0%	0.8%	0.0%	0.0%	0.0%	#DIV/0!	#DIV/0!
10-14	0.6%	#DIV/0!	1.8%	0.4%	0.5%	0.0%	0.0%	0.0%	0.0%	0.0%	#DIV/0!	#DIV/0!
15-19	1.3%	#DIV/0!	3.9%	0.7%	0.5%	0.0%	0.8%	0.0%	0.9%	0.0%	#DIV/0!	#DIV/0!
20-24	3.9%	#DIV/0!	11.7%	4.0%	0.5%	0.7%	0.8%	0.0%	0.0%	0.0%	#DIV/0!	#DIV/0!
25-29	5.9%	#DIV/0!	8.1%	13.6%	5.7%	2.6%	0.8%	0.9%	0.0%	0.9%	#DIV/0!	#DIV/0!
30-34	9.4%	#DIV/0!	12.9%	15.1%	12.0%	9.2%	2.3%	2.8%	1.9%	1.9%	#DIV/0!	#DIV/0!
35-39	14.4%	#DIV/0!	21.0%	18.0%	17.2%	9.9%	8.6%	12.0%	5.7%	4.7%	#DIV/0!	#DIV/0!
40-44	3.9%	#DIV/0!	21.6%	19.9%	20.8%	23.7%	16.4%	24.1%	9.4%	14.2%	#DIV/0!	#DIV/0!
45-49	11.4%	#DIV/0!	9.9%	9.2%	12.5%	13.8%	10.2%	13.0%	18.9%	9.4%	#DIV/0!	#DIV/0!
50-54	15.0%	#DIV/0!	6.0%	8.1%	18.2%	19.7%	25.8%	16.7%	19.8%	29.2%	#DIV/0!	#DIV/0!
55-59	6.9%	#DIV/0!	1.5%	5.1%	3.6%	7.9%	10.2%	14.8%	16.0%	12.3%	#DIV/0!	#DIV/0!
60-64	3.9%	#DIV/0!	0.6%	1.1%	3.1%	2.6%	8.6%	6.5%	15.1%	5.7%	#DIV/0!	#DIV/0!
65-69	3.2%	#DIV/0!	0.9%	0.7%	2.1%	4.6%	5.5%	4.6%	3.8%	12.3%	#DIV/0!	#DIV/0!
70-74	2.1%	#DIV/0!	0.3%	1.5%	2.1%	3.3%	3.9%	2.8%	3.8%	2.8%	#DIV/0!	#DIV/0!
>=75	2.3%	#DIV/0!	0.0%	2.6%	1.0%	2.0%	5.5%	1.9%	4.7%	5.7%	#DIV/0!	#DIV/0!
Total # of vehicles	1398	0	334	272	192	152	128	108	106	106	0	0
Average speed	44.8	#DIV/0!	36.9	40.6	43.9	47.9	51.9	50.3	54.4	54.0	#DIV/0!	#DIV/0!
St. Dev.	13.0	#DIV/0!	10.6	11.8	10.6	11.6	12.7	11.3	12.1	11.8	#DIV/0!	#DIV/0!
85th percentile	56.6	#NUM!	47.5	51.4	52.7	57.9	64.4	60.4	63.4	66.2	#NUM!	#NUM!
Min	9.7	0.0	13.7	11.0	11.0	22.8	9.7	28.0	16.3	22.8	0.0	0.0
Max	94.3	0.0	70.9	81.3	74.8	89.1	94.3	94.3	94.3	89.1	0.0	0.0
Range	84.5	0.0	57.2	70.2	63.7	66.3	84.5	66.3	78.0	66.3	0.0	0.0

Vehicle Speed (0-25 FT Vehicles)	Hour											
	Total	20:00-21:00	21:00-22:00	22:00-23:00	23:00-00:00	00:00-01:00	01:00-02:00	02:00-03:00	03:00-04:00	04:00-05:00	05:00-06:00	06:00-07:00
MPH												
< 10	0.1%	#DIV/0!	0.0%	0.0%	0.0%	0.0%	1.4%	0.0%	0.0%	0.0%	#DIV/0!	#DIV/0!
10-14	0.7%	#DIV/0!	1.8%	0.6%	0.8%	0.0%	0.0%	0.0%	0.0%	0.0%	#DIV/0!	#DIV/0!
15-19	0.7%	#DIV/0!	1.4%	1.2%	0.8%	0.0%	0.0%	0.0%	0.0%	0.0%	#DIV/0!	#DIV/0!
20-24	3.7%	#DIV/0!	11.4%	2.9%	0.0%	1.1%	0.0%	0.0%	0.0%	1.7%	#DIV/0!	#DIV/0!
25-29	6.1%	#DIV/0!	6.4%	14.6%	7.4%	2.2%	1.4%	1.5%	0.0%	1.7%	#DIV/0!	#DIV/0!
30-34	8.2%	#DIV/0!	12.8%	11.1%	9.1%	6.5%	2.9%	3.0%	3.2%	1.7%	#DIV/0!	#DIV/0!
35-39	13.1%	#DIV/0!	20.1%	19.3%	11.6%	9.8%	2.9%	6.1%	6.3%	5.0%	#DIV/0!	#DIV/0!
40-44	19.6%	#DIV/0!	23.7%	18.7%	21.5%	23.9%	10.0%	24.2%	9.5%	13.3%	#DIV/0!	#DIV/0!
45-49	11.6%	#DIV/0!	11.0%	10.5%	14.0%	13.0%	10.0%	9.1%	20.6%	5.0%	#DIV/0!	#DIV/0!
50-54	15.4%	#DIV/0!	7.3%	8.8%	20.7%	21.7%	25.7%	18.2%	14.3%	30.0%	#DIV/0!	#DIV/0!
55-59	7.3%	#DIV/0!	2.3%	6.4%	3.3%	7.6%	12.9%	18.2%	15.9%	8.3%	#DIV/0!	#DIV/0!
60-64	4.4%	#DIV/0!	0.5%	1.2%	3.3%	4.3%	10.0%	7.6%	17.5%	6.7%	#DIV/0!	#DIV/0!
65-69	3.6%	#DIV/0!	0.9%	0.6%	2.5%	4.3%	10.0%	6.1%	1.6%	15.0%	#DIV/0!	#DIV/0!
70-74	2.8%	#DIV/0!	0.5%	1.8%	3.3%	3.3%	7.1%	3.0%	6.3%	3.3%	#DIV/0!	#DIV/0!
>=75	2.6%	#DIV/0!	0.0%	2.3%	1.7%	2.2%	5.7%	3.0%	4.8%	8.3%	#DIV/0!	#DIV/0!
Total # of vehicles	862	0	219	171	121	92	70	66	63	60	0	0
Average speed	45.6	#DIV/0!	38.2	41.2	45.1	48.6	54.8	52.2	54.6	54.8	#DIV/0!	#DIV/0!
St. Dev.	13.2	#DIV/0!	10.4	11.9	11.4	11.6	13.2	12.3	11.6	13.1	#DIV/0!	#DIV/0!
85th percentile	57.9	#NUM!	47.5	52.2	54.0	59.2	67.0	61.8	64.0	68.3	#NUM!	#NUM!
Min	9.7	0.0	13.7	11.0	11.0	22.8	9.7	28.0	34.5	22.8	0.0	0.0
Max	94.3	0.0	70.9	81.3	74.8	89.1	94.3	94.3	89.1	89.1	0.0	0.0
Range	84.5	0.0	57.2	70.2	63.7	66.3	84.5	66.3	54.6	66.3	0.0	0.0

Vehicle Speed (25-50 FT Vehicles)	Hour											
	Total	20:00-21:00	21:00-22:00	22:00-23:00	23:00-00:00	00:00-01:00	01:00-02:00	02:00-03:00	03:00-04:00	04:00-05:00	05:00-06:00	06:00-07:00
MPH												
< 10	0.0%	#DIV/0!	0.0%	0.0%	0.0%	0.0%	0.0%	0.0%	0.0%	0.0%	#DIV/0!	#DIV/0!
10-14	0.8%	#DIV/0!	3.7%	0.0%	0.0%	0.0%	0.0%	0.0%	0.0%	0.0%	#DIV/0!	#DIV/0!
15-19	2.6%	#DIV/0!	9.3%	0.0%	0.0%	0.0%	3.1%	0.0%	5.3%	0.0%	#DIV/0!	#DIV/0!
20-24	2.3%	#DIV/0!	7.4%	2.3%	2.9%	0.0%	0.0%	0.0%	0.0%	0.0%	#DIV/0!	#DIV/0!
25-29	3.8%	#DIV/0!	9.3%	6.8%	2.9%	3.2%	0.0%	0.0%	0.0%	0.0%	#DIV/0!	#DIV/0!
30-34	8.3%	#DIV/0!	14.8%	13.6%	11.4%	9.7%	3.1%	0.0%	0.0%	0.0%	#DIV/0!	#DIV/0!
35-39	14.3%	#DIV/0!	22.2%	15.9%	25.7%	6.5%	12.5%	12.5%	0.0%	3.7%	#DIV/0!	#DIV/0!
40-44	21.1%	#DIV/0!	22.2%	20.5%	22.9%	22.6%	28.1%	25.0%	10.5%	11.1%	#DIV/0!	#DIV/0!
45-49	13.5%	#DIV/0!	7.4%	11.4%	11.4%	19.4%	12.5%	20.8%	15.8%	18.5%	#DIV/0!	#DIV/0!
50-54	15.8%	#DIV/0!	1.9%	15.9%	11.4%	22.6%	21.9%	12.5%	31.6%	25.9%	#DIV/0!	#DIV/0!
55-59	7.9%	#DIV/0!	0.0%	4.5%	5.7%	9.7%	6.3%	12.5%	21.1%	18.5%	#DIV/0!	#DIV/0!
60-64	4.1%	#DIV/0!	1.9%	2.3%	2.9%	0.0%	6.3%	8.3%	10.5%	7.4%	#DIV/0!	#DIV/0!
65-69	2.6%	#DIV/0!	0.0%	0.0%	2.9%	3.2%	0.0%	4.2%	5.3%	11.1%	#DIV/0!	#DIV/0!
70-74	0.8%	#DIV/0!	0.0%	2.3%	0.0%	0.0%	0.0%	4.2%	0.0%	0.0%	#DIV/0!	#DIV/0!
>=75	2.3%	#DIV/0!	0.0%	4.5%	0.0%	3.2%	6.3%	0.0%	0.0%	3.7%	#DIV/0!	#DIV/0!
Total # of vehicle	266	0	54	44	35	31	32	24	19	27	0	0
Average speed	45.0	#DIV/0!	34.8	43.7	42.8	47.3	48.4	49.9	50.9	54.6	#DIV/0!	#DIV/0!
St. Dev.	12.3	#DIV/0!	10.6	11.9	10.0	11.1	11.5	9.8	10.6	10.0	#DIV/0!	#DIV/0!
85th percentile	55.3	#NUM!	44.9	51.4	51.2	54.6	55.3	59.3	58.6	64.5	#NUM!	#NUM!
Min	13.7	0.0	13.7	21.5	20.2	25.4	18.9	35.8	16.3	35.8	0.0	0.0
Max	85.2	0.0	64.4	81.3	68.3	83.9	80.0	73.5	68.3	85.2	0.0	0.0
Range	71.5	0.0	50.7	59.8	48.1	58.5	61.1	37.7	52.0	49.4	0.0	0.0

Vehicle Speed (50-75 FT Vehicles)	Hour											
	Total	20:00-21:00	21:00-22:00	22:00-23:00	23:00-00:00	00:00-01:00	01:00-02:00	02:00-03:00	03:00-04:00	04:00-05:00	05:00-06:00	06:00-07:00
MPH												
< 10	0.0%	#DIV/0!	0.0%	0.0%	0.0%	0.0%	0.0%	0.0%	0.0%	0.0%	#DIV/0!	#DIV/0!
10-14	0.0%	#DIV/0!	0.0%	0.0%	0.0%	0.0%	0.0%	0.0%	0.0%	0.0%	#DIV/0!	#DIV/0!
15-19	2.3%	#DIV/0!	9.8%	0.0%	0.0%	0.0%	0.0%	0.0%	0.0%	0.0%	#DIV/0!	#DIV/0!
20-24	6.6%	#DIV/0!	15.7%	11.1%	0.0%	0.0%	4.5%	0.0%	0.0%	0.0%	#DIV/0!	#DIV/0!
25-29	8.5%	#DIV/0!	13.7%	20.0%	3.4%	4.5%	0.0%	0.0%	0.0%	0.0%	#DIV/0!	#DIV/0!
30-34	16.9%	#DIV/0!	13.7%	33.3%	27.6%	22.7%	0.0%	6.7%	0.0%	0.0%	#DIV/0!	#DIV/0!
35-39	17.8%	#DIV/0!	23.5%	13.3%	17.2%	18.2%	22.7%	26.7%	5.6%	9.1%	#DIV/0!	#DIV/0!
40-44	17.4%	#DIV/0!	15.7%	15.6%	17.2%	27.3%	18.2%	26.7%	0.0%	27.3%	#DIV/0!	#DIV/0!
45-49	8.9%	#DIV/0!	5.9%	2.2%	10.3%	9.1%	9.1%	13.3%	22.2%	18.2%	#DIV/0!	#DIV/0!
50-54	13.1%	#DIV/0!	2.0%	0.0%	20.7%	9.1%	36.4%	20.0%	22.2%	36.4%	#DIV/0!	#DIV/0!
55-59	3.3%	#DIV/0!	0.0%	2.2%	0.0%	4.5%	0.0%	6.7%	16.7%	9.1%	#DIV/0!	#DIV/0!
60-64	2.8%	#DIV/0!	0.0%	0.0%	3.4%	0.0%	9.1%	0.0%	16.7%	0.0%	#DIV/0!	#DIV/0!
65-69	1.4%	#DIV/0!	0.0%	2.2%	0.0%	0.0%	0.0%	0.0%	11.1%	0.0%	#DIV/0!	#DIV/0!
70-74	0.5%	#DIV/0!	0.0%	0.0%	0.0%	4.5%	0.0%	0.0%	0.0%	0.0%	#DIV/0!	#DIV/0!
>=75	0.5%	#DIV/0!	0.0%	0.0%	0.0%	0.0%	0.0%	0.0%	5.6%	0.0%	#DIV/0!	#DIV/0!
Total # of vehicle	213	0	51	45	29	22	22	15	18	11	0	0
Average speed	40.4	#DIV/0!	32.7	34.5	41.5	42.6	46.3	44.4	57.3	47.7	#DIV/0!	#DIV/0!
St. Dev.	11.5	#DIV/0!	9.1	9.0	8.0	10.3	8.9	6.5	12.1	5.8	#DIV/0!	#DIV/0!
85th percentile	51.6	#NUM!	41.0	42.3	50.1	49.7	54.0	52.5	65.0	53.3	#NUM!	#NUM!
Min	16.3	0.0	16.3	21.5	29.3	29.3	22.8	34.5	38.4	37.1	0.0	0.0
Max	94.3	0.0	50.1	68.3	60.5	73.5	61.8	55.3	94.3	55.3	0.0	0.0
Range	78.0	0.0	33.8	46.8	31.2	44.2	39.0	20.8	55.9	18.2	0.0	0.0



Vehicle Speed (+75 FT Vehicles)	Hour											
	Total	20:00-21:00	21:00-22:00	22:00-23:00	23:00-00:00	00:00-01:00	01:00-02:00	02:00-03:00	03:00-04:00	04:00-05:00	05:00-06:00	06:00-07:00
MPH												
< 10	0.0%	#DIV/0!	0.0%	0.0%	0.0%	0.0%	0.0%	0.0%	0.0%	0.0%	#DIV/0!	#DIV/0!
10-14	0.0%	#DIV/0!	0.0%	0.0%	0.0%	0.0%	0.0%	0.0%	0.0%	0.0%	#DIV/0!	#DIV/0!
15-19	0.0%	#DIV/0!	0.0%	0.0%	0.0%	0.0%	0.0%	0.0%	0.0%	0.0%	#DIV/0!	#DIV/0!
20-24	3.5%	#DIV/0!	20.0%	0.0%	0.0%	0.0%	0.0%	0.0%	0.0%	0.0%	#DIV/0!	#DIV/0!
25-29	1.8%	#DIV/0!	10.0%	0.0%	0.0%	0.0%	0.0%	0.0%	0.0%	0.0%	#DIV/0!	#DIV/0!
30-34	3.5%	#DIV/0!	0.0%	8.3%	0.0%	0.0%	0.0%	0.0%	0.0%	12.5%	#DIV/0!	#DIV/0!
35-39	22.8%	#DIV/0!	20.0%	25.0%	71.4%	0.0%	0.0%	66.7%	16.7%	0.0%	#DIV/0!	#DIV/0!
40-44	21.1%	#DIV/0!	0.0%	50.0%	14.3%	14.3%	25.0%	0.0%	33.3%	12.5%	#DIV/0!	#DIV/0!
45-49	8.8%	#DIV/0!	20.0%	8.3%	0.0%	14.3%	0.0%	33.3%	0.0%	0.0%	#DIV/0!	#DIV/0!
50-54	12.3%	#DIV/0!	20.0%	0.0%	0.0%	14.3%	0.0%	0.0%	33.3%	25.0%	#DIV/0!	#DIV/0!
55-59	10.5%	#DIV/0!	0.0%	0.0%	14.3%	14.3%	50.0%	0.0%	0.0%	25.0%	#DIV/0!	#DIV/0!
60-64	0.0%	#DIV/0!	0.0%	0.0%	0.0%	0.0%	0.0%	0.0%	0.0%	0.0%	#DIV/0!	#DIV/0!
65-69	7.0%	#DIV/0!	10.0%	0.0%	0.0%	28.6%	0.0%	0.0%	0.0%	12.5%	#DIV/0!	#DIV/0!
70-74	3.5%	#DIV/0!	0.0%	0.0%	0.0%	14.3%	0.0%	0.0%	0.0%	12.5%	#DIV/0!	#DIV/0!
>=75	5.3%	#DIV/0!	0.0%	8.3%	0.0%	0.0%	25.0%	0.0%	16.7%	0.0%	#DIV/0!	#DIV/0!
Total # of vehicle	57	0	10	12	7	7	4	3	6	8	0	0
Average speed	48.3	#DIV/0!	41.1	43.9	40.8	57.9	60.1	41.0	54.0	54.5	#DIV/0!	#DIV/0!
St. Dev.	14.6	#DIV/0!	15.2	12.1	7.9	10.9	15.9	6.9	20.7	13.0	#DIV/0!	#DIV/0!
85th percentile	63.1	#NUM!	52.2	45.4	43.8	68.5	70.9	45.6	64.0	67.8	#NUM!	#NUM!
Min	20.2	0.0	20.2	31.9	35.8	42.3	44.9	35.8	37.1	30.6	0.0	0.0
Max	94.3	0.0	68.3	80.0	57.9	70.9	82.6	48.8	94.3	70.9	0.0	0.0
Range	74.1	0.0	48.1	48.1	22.1	28.6	37.7	13.0	57.2	40.3	0.0	0.0














































Day 3 2<sup>nd</sup> WZ

Vehicle Speed (all vehicles)	Hour											
	Total	20:00-21:00	21:00-22:00	22:00-23:00	23:00-00:00	00:00-01:00	01:00-02:00	02:00-03:00	03:00-04:00	04:00-05:00	05:00-06:00	06:00-07:00
MPH												
< 10	0.0%	#DIV/0!	0.0%	0.0%	0.0%	0.0%	0.0%	0.0%	0.0%	0.0%	#DIV/0!	#DIV/0!
10-14	0.0%	#DIV/0!	0.0%	0.0%	0.0%	0.0%	0.0%	0.0%	0.0%	0.0%	#DIV/0!	#DIV/0!
15-19	1.6%	#DIV/0!	0.0%	0.0%	5.8%	6.3%	0.7%	0.0%	0.0%	0.0%	#DIV/0!	#DIV/0!
20-24	2.9%	#DIV/0!	0.0%	2.3%	5.4%	10.3%	5.3%	0.0%	0.8%	0.0%	#DIV/0!	#DIV/0!
25-29	14.3%	#DIV/0!	7.7%	14.4%	22.4%	23.6%	21.9%	9.9%	7.1%	5.9%	#DIV/0!	#DIV/0!
30-34	26.1%	#DIV/0!	32.5%	25.6%	29.6%	24.7%	22.5%	21.5%	18.3%	17.6%	#DIV/0!	#DIV/0!
35-39	25.9%	#DIV/0!	31.5%	29.2%	19.3%	15.5%	25.8%	30.6%	23.0%	25.9%	#DIV/0!	#DIV/0!
40-44	13.3%	#DIV/0!	14.1%	15.7%	10.8%	9.8%	8.6%	14.9%	17.5%	15.3%	#DIV/0!	#DIV/0!
45-49	10.3%	#DIV/0!	9.3%	9.5%	4.9%	8.0%	9.3%	14.9%	19.8%	16.5%	#DIV/0!	#DIV/0!
50-54	3.3%	#DIV/0!	3.5%	1.3%	1.3%	1.7%	5.3%	4.1%	7.1%	8.2%	#DIV/0!	#DIV/0!
55-59	1.8%	#DIV/0!	1.1%	2.0%	0.4%	0.0%	0.7%	3.3%	4.8%	7.1%	#DIV/0!	#DIV/0!
60-64	0.4%	#DIV/0!	0.3%	0.0%	0.0%	0.0%	0.0%	0.8%	1.6%	3.5%	#DIV/0!	#DIV/0!
65-69	0.0%	#DIV/0!	0.0%	0.0%	0.0%	0.0%	0.0%	0.0%	0.0%	0.0%	#DIV/0!	#DIV/0!
70-74	0.0%	#DIV/0!	0.0%	0.0%	0.0%	0.0%	0.0%	0.0%	0.0%	0.0%	#DIV/0!	#DIV/0!
>=75	0.0%	#DIV/0!	0.0%	0.0%	0.0%	0.0%	0.0%	0.0%	0.0%	0.0%	#DIV/0!	#DIV/0!
Total # of vehicles	1560	0	375	305	223	174	151	121	126	85	0	0
Average speed	36.7	#DIV/0!	37.6	36.9	32.9	32.5	35.5	39.2	40.9	42.2	#DIV/0!	#DIV/0!
St. Dev.	8.0	#DIV/0!	6.4	7.0	7.7	8.1	8.1	7.7	8.2	8.9	#DIV/0!	#DIV/0!
85th percentile	45.1	#NUM!	44.4	44.4	41.4	42.9	44.7	47.3	49.6	52.4	#NUM!	#NUM!
Min	15.4	0.0	25.0	21.3	15.4	18.3	18.3	25.0	24.3	25.8	0.0	0.0
Max	63.7	0.0	60.7	59.2	56.3	53.3	57.7	61.5	62.9	63.7	0.0	0.0
Range	48.3	0.0	35.7	37.9	40.9	34.9	39.4	36.4	38.7	37.9	0.0	0.0

Vehicle Speed (0-25 FT Vehicles)	Hour											
	Total	20:00-21:00	21:00-22:00	22:00-23:00	23:00-00:00	00:00-01:00	01:00-02:00	02:00-03:00	03:00-04:00	04:00-05:00	05:00-06:00	06:00-07:00
MPH												
< 10	0.0%	#DIV/0!	0.0%	0.0%	0.0%	0.0%	0.0%	0.0%	0.0%	0.0%	#DIV/0!	#DIV/0!
10-14	0.0%	#DIV/0!	0.0%	0.0%	0.0%	0.0%	0.0%	0.0%	0.0%	0.0%	#DIV/0!	#DIV/0!
15-19	1.5%	#DIV/0!	0.0%	0.0%	5.6%	5.3%	1.0%	0.0%	0.0%	0.0%	#DIV/0!	#DIV/0!
20-24	3.1%	#DIV/0!	0.0%	3.6%	4.9%	9.6%	5.2%	0.0%	1.4%	0.0%	#DIV/0!	#DIV/0!
25-29	14.9%	#DIV/0!	8.3%	16.2%	19.4%	26.3%	19.8%	12.7%	8.7%	7.0%	#DIV/0!	#DIV/0!
30-34	26.9%	#DIV/0!	31.0%	26.9%	31.3%	25.4%	24.0%	22.8%	18.8%	21.1%	#DIV/0!	#DIV/0!
35-39	25.1%	#DIV/0!	32.6%	28.9%	18.8%	14.0%	25.0%	24.1%	23.2%	21.1%	#DIV/0!	#DIV/0!
40-44	12.6%	#DIV/0!	14.5%	13.7%	11.8%	8.8%	6.3%	16.5%	14.5%	14.0%	#DIV/0!	#DIV/0!
45-49	10.2%	#DIV/0!	9.5%	7.6%	5.6%	8.8%	11.5%	16.5%	17.4%	17.5%	#DIV/0!	#DIV/0!
50-54	3.5%	#DIV/0!	3.3%	1.0%	2.1%	1.8%	7.3%	3.8%	8.7%	7.0%	#DIV/0!	#DIV/0!
55-59	1.8%	#DIV/0!	0.8%	2.0%	0.7%	0.0%	0.0%	2.5%	5.8%	8.8%	#DIV/0!	#DIV/0!
60-64	0.4%	#DIV/0!	0.0%	0.0%	0.0%	0.0%	0.0%	1.3%	1.4%	3.5%	#DIV/0!	#DIV/0!
65-69	0.0%	#DIV/0!	0.0%	0.0%	0.0%	0.0%	0.0%	0.0%	0.0%	0.0%	#DIV/0!	#DIV/0!
70-74	0.0%	#DIV/0!	0.0%	0.0%	0.0%	0.0%	0.0%	0.0%	0.0%	0.0%	#DIV/0!	#DIV/0!
>=75	0.0%	#DIV/0!	0.0%	0.0%	0.0%	0.0%	0.0%	0.0%	0.0%	0.0%	#DIV/0!	#DIV/0!
Total # of vehicles	998	0	242	197	144	114	96	79	69	57	0	0
Average speed	36.5	#DIV/0!	37.4	36.2	33.4	32.5	35.8	39.0	40.6	42.1	#DIV/0!	#DIV/0!
St. Dev.	8.0	#DIV/0!	6.2	7.1	8.0	8.0	8.4	7.9	8.8	9.3	#DIV/0!	#DIV/0!
85th percentile	45.1	#NUM!	44.3	43.6	42.9	42.9	45.1	47.3	50.2	51.5	#NUM!	#NUM!
Min	15.4	0.0	25.0	21.3	15.4	18.3	18.3	25.8	24.3	25.8	0.0	0.0
Max	62.9	0.0	56.3	59.2	56.3	53.3	54.0	61.5	62.9	62.9	0.0	0.0
Range	47.6	0.0	31.2	37.9	40.9	34.9	35.7	35.7	38.7	37.2	0.0	0.0

Vehicle Speed (25-50 FT Vehicles)	Hour											
	Total	20:00-21:00	21:00-22:00	22:00-23:00	23:00-00:00	00:00-01:00	01:00-02:00	02:00-03:00	03:00-04:00	04:00-05:00	05:00-06:00	06:00-07:00
MPH												
< 10	0.0%	#DIV/0!	0.0%	0.0%	0.0%	0.0%	0.0%	0.0%	0.0%	0.0%	#DIV/0!	#DIV/0!
10-14	0.0%	#DIV/0!	0.0%	0.0%	0.0%	0.0%	0.0%	0.0%	0.0%	0.0%	#DIV/0!	#DIV/0!
15-19	1.8%	#DIV/0!	0.0%	0.0%	5.9%	8.8%	0.0%	0.0%	0.0%	0.0%	#DIV/0!	#DIV/0!
20-24	1.5%	#DIV/0!	0.0%	0.0%	2.0%	8.8%	3.4%	0.0%	0.0%	0.0%	#DIV/0!	#DIV/0!
25-29	10.4%	#DIV/0!	5.2%	12.3%	27.5%	14.7%	10.3%	0.0%	3.0%	0.0%	#DIV/0!	#DIV/0!
30-34	19.3%	#DIV/0!	22.1%	21.5%	25.5%	17.6%	20.7%	12.0%	12.1%	9.1%	#DIV/0!	#DIV/0!
35-39	31.8%	#DIV/0!	39.0%	26.2%	27.5%	23.5%	37.9%	44.0%	27.3%	31.8%	#DIV/0!	#DIV/0!
40-44	16.4%	#DIV/0!	13.0%	23.1%	9.8%	17.6%	17.2%	12.0%	18.2%	22.7%	#DIV/0!	#DIV/0!
45-49	12.5%	#DIV/0!	13.0%	15.4%	2.0%	5.9%	6.9%	16.0%	30.3%	13.6%	#DIV/0!	#DIV/0!
50-54	3.0%	#DIV/0!	3.9%	0.0%	0.0%	2.9%	0.0%	8.0%	3.0%	13.6%	#DIV/0!	#DIV/0!
55-59	2.7%	#DIV/0!	2.6%	1.5%	0.0%	0.0%	3.4%	8.0%	6.1%	4.5%	#DIV/0!	#DIV/0!
60-64	0.6%	#DIV/0!	1.3%	0.0%	0.0%	0.0%	0.0%	0.0%	4.5%	#DIV/0!	#DIV/0!	
65-69	0.0%	#DIV/0!	0.0%	0.0%	0.0%	0.0%	0.0%	0.0%	0.0%	0.0%	#DIV/0!	#DIV/0!
70-74	0.0%	#DIV/0!	0.0%	0.0%	0.0%	0.0%	0.0%	0.0%	0.0%	0.0%	#DIV/0!	#DIV/0!
>=75	0.0%	#DIV/0!	0.0%	0.0%	0.0%	0.0%	0.0%	0.0%	0.0%	0.0%	#DIV/0!	#DIV/0!
Total # of vehicle	336	0	77	65	51	34	29	25	33	22	0	0
Average speed	38.2	#DIV/0!	39.7	38.2	32.8	34.1	37.0	42.2	41.8	43.8	#DIV/0!	#DIV/0!
St. Dev.	7.9	#DIV/0!	7.1	6.7	6.6	9.0	7.1	7.4	7.1	8.4	#DIV/0!	#DIV/0!
85th percentile	45.9	#NUM!	47.3	45.1	39.2	44.4	42.9	49.4	48.4	53.3	#NUM!	#NUM!
Min	16.9	0.0	28.0	25.0	16.9	19.1	22.1	31.0	28.8	30.2	0.0	0.0
Max	63.7	0.0	60.7	59.2	45.1	52.5	57.7	60.0	55.5	63.7	0.0	0.0
Range	46.8	0.0	32.7	34.2	28.2	33.4	35.7	29.0	26.8	33.4	0.0	0.0

Vehicle Speed (50-75 FT Vehicles)	Hour											
	Total	20:00-21:00	21:00-22:00	22:00-23:00	23:00-00:00	00:00-01:00	01:00-02:00	02:00-03:00	03:00-04:00	04:00-05:00	05:00-06:00	06:00-07:00
MPH												
< 10	0.0%	#DIV/0!	0.0%	0.0%	0.0%	0.0%	0.0%	0.0%	0.0%	0.0%	#DIV/0!	#DIV/0!
10-14	0.0%	#DIV/0!	0.0%	0.0%	0.0%	0.0%	0.0%	0.0%	0.0%	0.0%	#DIV/0!	#DIV/0!
15-19	4.0%	#DIV/0!	0.0%	0.0%	12.5%	15.4%	0.0%	0.0%	0.0%	0.0%	#DIV/0!	#DIV/0!
20-24	9.9%	#DIV/0!	0.0%	0.0%	25.0%	30.8%	14.3%	0.0%	0.0%	0.0%	#DIV/0!	#DIV/0!
25-29	21.8%	#DIV/0!	13.6%	15.0%	18.8%	30.8%	50.0%	0.0%	9.1%	100.0%	#DIV/0!	#DIV/0!
30-34	25.7%	#DIV/0!	50.0%	25.0%	25.0%	7.7%	7.1%	50.0%	18.2%	0.0%	#DIV/0!	#DIV/0!
35-39	16.8%	#DIV/0!	22.7%	35.0%	6.3%	7.7%	14.3%	25.0%	0.0%	0.0%	#DIV/0!	#DIV/0!
40-44	9.9%	#DIV/0!	13.6%	0.0%	12.5%	0.0%	7.1%	25.0%	27.3%	0.0%	#DIV/0!	#DIV/0!
45-49	6.9%	#DIV/0!	0.0%	15.0%	0.0%	7.7%	0.0%	0.0%	27.3%	0.0%	#DIV/0!	#DIV/0!
50-54	3.0%	#DIV/0!	0.0%	5.0%	0.0%	0.0%	7.1%	0.0%	9.1%	0.0%	#DIV/0!	#DIV/0!
55-59	1.0%	#DIV/0!	0.0%	5.0%	0.0%	0.0%	0.0%	0.0%	0.0%	0.0%	#DIV/0!	#DIV/0!
60-64	1.0%	#DIV/0!	0.0%	0.0%	0.0%	0.0%	0.0%	0.0%	9.1%	0.0%	#DIV/0!	#DIV/0!
65-69	0.0%	#DIV/0!	0.0%	0.0%	0.0%	0.0%	0.0%	0.0%	0.0%	0.0%	#DIV/0!	#DIV/0!
70-74	0.0%	#DIV/0!	0.0%	0.0%	0.0%	0.0%	0.0%	0.0%	0.0%	0.0%	#DIV/0!	#DIV/0!
>=75	0.0%	#DIV/0!	0.0%	0.0%	0.0%	0.0%	0.0%	0.0%	0.0%	0.0%	#DIV/0!	#DIV/0!
Total # of vehicle	101	0	22	20	16	13	14	4	11	1	0	0
Average speed	33.8	#DIV/0!	34.4	37.7	28.7	27.4	31.4	37.3	43.1	27.3	#DIV/0!	#DIV/0!
St. Dev.	8.8	#DIV/0!	4.9	8.4	7.8	7.6	8.7	4.0	9.5	#DIV/0!	#DIV/0!	#DIV/0!
85th percentile	42.9	#NUM!	38.9	45.9	37.3	32.6	38.7	40.8	49.2	27.3	#NUM!	#NUM!
Min	17.6	0.0	25.8	26.5	17.6	19.1	23.6	34.0	28.0	27.3	0.0	0.0
Max	62.9	0.0	44.4	57.7	42.9	45.1	53.3	42.1	62.9	27.3	0.0	0.0
Range	45.3	0.0	18.6	31.2	25.3	26.0	29.7	8.2	34.9	0.0	0.0	0.0

Vehicle Speed (+75 FT Vehicles)	Hour											
	Total	20:00-21:00	21:00-22:00	22:00-23:00	23:00-00:00	00:00-01:00	01:00-02:00	02:00-03:00	03:00-04:00	04:00-05:00	05:00-06:00	06:00-07:00
MPH												
< 10	0.0%	#DIV/0!	0.0%	0.0%	0.0%	0.0%	0.0%	0.0%	0.0%	0.0%	#DIV/0!	#DIV/0!
10-14	0.0%	#DIV/0!	0.0%	0.0%	0.0%	0.0%	0.0%	0.0%	0.0%	0.0%	#DIV/0!	#DIV/0!
15-19	0.0%	#DIV/0!	0.0%	0.0%	0.0%	0.0%	0.0%	0.0%	0.0%	0.0%	#DIV/0!	#DIV/0!
20-24	0.0%	#DIV/0!	0.0%	0.0%	0.0%	0.0%	0.0%	0.0%	0.0%	0.0%	#DIV/0!	#DIV/0!
25-29	 13.6%	#DIV/0!	 5.9%	 4.3%	 41.7%	 15.4%	 33.3%	 15.4%	 7.7%	0.0%	#DIV/0!	#DIV/0!
30-34	 38.4%	#DIV/0!	 55.9%	 26.1%	 33.3%	 53.8%	 33.3%	 23.1%	 30.8%	 20.0%	#DIV/0!	#DIV/0!
35-39	 24.0%	#DIV/0!	 11.8%	 34.8%	 8.3%	 15.4%	 16.7%	 46.2%	 30.8%	 60.0%	#DIV/0!	#DIV/0!
40-44	 13.6%	#DIV/0!	 14.7%	 26.1%	0.0%	 7.7%	 8.3%	 7.7%	 23.1%	0.0%	#DIV/0!	#DIV/0!
45-49	 7.2%	#DIV/0!	 5.9%	 4.3%	 16.7%	 7.7%	 8.3%	 7.7%	0.0%	 20.0%	#DIV/0!	#DIV/0!
50-54	 3.2%	#DIV/0!	 5.9%	 4.3%	0.0%	0.0%	0.0%	0.0%	 7.7%	0.0%	#DIV/0!	#DIV/0!
55-59	0.0%	#DIV/0!	0.0%	0.0%	0.0%	0.0%	0.0%	0.0%	0.0%	0.0%	#DIV/0!	#DIV/0!
60-64	0.0%	#DIV/0!	0.0%	0.0%	0.0%	0.0%	0.0%	0.0%	0.0%	0.0%	#DIV/0!	#DIV/0!
65-69	0.0%	#DIV/0!	0.0%	0.0%	0.0%	0.0%	0.0%	0.0%	0.0%	0.0%	#DIV/0!	#DIV/0!
70-74	0.0%	#DIV/0!	0.0%	0.0%	0.0%	0.0%	0.0%	0.0%	0.0%	0.0%	#DIV/0!	#DIV/0!
>=75	0.0%	#DIV/0!	0.0%	0.0%	0.0%	0.0%	0.0%	0.0%	0.0%	0.0%	#DIV/0!	#DIV/0!
Total # of vehicle	125	0	34	23	12	13	12	13	13	5	0	0
Average speed	36.1	#DIV/0!	36.5	38.3	33.6	34.0	33.5	35.5	38.0	38.9	#DIV/0!	#DIV/0!
St. Dev.	6.1	#DIV/0!	6.4	5.6	6.8	5.1	5.9	6.0	6.3	5.1	#DIV/0!	#DIV/0!
85th percentile	43.6	#NUM!	44.4	43.4	40.3	38.3	38.8	39.9	43.8	42.9	#NUM!	#NUM!
Min	25.0	0.0	28.8	29.5	27.3	27.3	26.5	25.0	28.8	34.7	0.0	0.0
Max	52.5	0.0	52.5	51.1	48.1	45.9	45.1	48.1	51.8	47.3	0.0	0.0
Range	27.5	0.0	23.8	21.6	20.8	18.6	18.6	23.0	23.0	12.6	0.0	0.0

Day 3 3<sup>rd</sup> WZ

Vehicle Speed (all vehicles)	Hour											
	Total	20:00-21:00	21:00-22:00	22:00-23:00	23:00-00:00	00:00-01:00	01:00-02:00	02:00-03:00	03:00-04:00	04:00-05:00	05:00-06:00	06:00-07:00
MPH												
< 10	0.0%	#DIV/0!	0.0%	0.0%	0.0%	0.0%	0.0%	0.0%	0.0%	0.0%	#DIV/0!	#DIV/0!
10-14	0.1%	#DIV/0!	0.0%	0.0%	0.0%	0.0%	0.7%	0.0%	0.0%	0.0%	#DIV/0!	#DIV/0!
15-19	0.1%	#DIV/0!	0.0%	0.0%	0.0%	0.0%	0.7%	0.0%	0.0%	0.0%	#DIV/0!	#DIV/0!
20-24	1.0%	#DIV/0!	0.0%	0.0%	0.0%	0.0%	0.6%	8.0%	1.6%	0.0%	#DIV/0!	#DIV/0!
25-29	2.2%	#DIV/0!	0.5%	0.3%	1.0%	1.2%	13.3%	3.9%	0.9%	0.0%	#DIV/0!	#DIV/0!
30-34	5.5%	#DIV/0!	4.1%	3.2%	4.9%	5.3%	14.7%	10.2%	3.4%	0.0%	#DIV/0!	#DIV/0!
35-39	10.8%	#DIV/0!	7.4%	10.8%	6.8%	13.6%	17.3%	19.7%	9.4%	5.2%	#DIV/0!	#DIV/0!
40-44	18.6%	#DIV/0!	19.1%	19.0%	20.9%	16.0%	21.3%	23.6%	10.3%	10.3%	#DIV/0!	#DIV/0!
45-49	24.5%	#DIV/0!	26.5%	29.0%	24.8%	22.5%	16.0%	22.0%	24.8%	19.0%	#DIV/0!	#DIV/0!
50-54	20.6%	#DIV/0!	25.7%	18.5%	24.3%	20.7%	5.3%	11.0%	32.5%	24.1%	#DIV/0!	#DIV/0!
55-59	10.1%	#DIV/0!	11.5%	13.4%	10.2%	13.0%	2.0%	5.5%	8.5%	8.6%	#DIV/0!	#DIV/0!
60-64	4.0%	#DIV/0!	3.8%	3.8%	4.4%	6.5%	0.7%	2.4%	6.0%	5.2%	#DIV/0!	#DIV/0!
65-69	1.7%	#DIV/0!	0.8%	1.6%	1.9%	0.6%	0.0%	0.0%	2.6%	15.5%	#DIV/0!	#DIV/0!
70-74	0.8%	#DIV/0!	0.5%	0.3%	1.0%	0.0%	0.0%	0.0%	1.7%	8.6%	#DIV/0!	#DIV/0!
>=75	0.1%	#DIV/0!	0.0%	0.0%	0.0%	0.0%	0.0%	0.0%	0.0%	3.4%	#DIV/0!	#DIV/0!
Total # of vehicles	1507	0	366	314	206	169	150	127	117	58	0	0
Average speed	46.7	#DIV/0!	48.0	47.8	47.9	47.2	37.6	42.6	49.3	55.0	#DIV/0!	#DIV/0!
St. Dev.	8.9	#DIV/0!	7.3	7.5	8.1	8.5	9.3	8.2	8.6	10.9	#DIV/0!	#DIV/0!
85th percentile	55.0	#NUM!	55.0	55.0	55.0	56.0	46.0	51.0	56.6	68.5	#NUM!	#NUM!
Min	14.0	0.0	28.0	28.0	27.0	22.0	14.0	23.0	27.0	37.0	0.0	0.0
Max	77.0	0.0	73.0	74.0	72.0	69.0	60.0	64.0	74.0	77.0	0.0	0.0
Range	63.0	0.0	45.0	46.0	45.0	47.0	46.0	41.0	47.0	40.0	0.0	0.0

Vehicle Speed (0-25 FT Vehicles)	Hour											
	Total	20:00-21:00	21:00-22:00	22:00-23:00	23:00-00:00	00:00-01:00	01:00-02:00	02:00-03:00	03:00-04:00	04:00-05:00	05:00-06:00	06:00-07:00
MPH												
< 10	0.0%	#DIV/0!	0.0%	0.0%	0.0%	0.0%	0.0%	0.0%	0.0%	0.0%	#DIV/0!	#DIV/0!
10-14	0.0%	#DIV/0!	0.0%	0.0%	0.0%	0.0%	0.0%	0.0%	0.0%	0.0%	#DIV/0!	#DIV/0!
15-19	0.0%	#DIV/0!	0.0%	0.0%	0.0%	0.0%	0.0%	0.0%	0.0%	0.0%	#DIV/0!	#DIV/0!
20-24	1.0%	#DIV/0!	0.0%	0.0%	0.0%	0.9%	7.8%	2.3%	0.0%	0.0%	#DIV/0!	#DIV/0!
25-29	2.0%	#DIV/0!	0.4%	0.5%	1.5%	0.9%	13.3%	2.3%	1.5%	0.0%	#DIV/0!	#DIV/0!
30-34	4.9%	#DIV/0!	4.4%	2.4%	6.1%	3.6%	11.1%	7.0%	6.1%	0.0%	#DIV/0!	#DIV/0!
35-39	10.6%	#DIV/0!	6.9%	10.0%	6.1%	15.3%	16.7%	22.1%	9.1%	4.5%	#DIV/0!	#DIV/0!
40-44	16.4%	#DIV/0!	15.7%	17.1%	17.4%	10.8%	22.2%	22.1%	13.6%	9.1%	#DIV/0!	#DIV/0!
45-49	23.9%	#DIV/0!	25.8%	28.9%	22.7%	19.8%	17.8%	20.9%	24.2%	20.5%	#DIV/0!	#DIV/0!
50-54	22.2%	#DIV/0!	28.2%	19.9%	25.8%	24.3%	8.9%	12.8%	28.8%	18.2%	#DIV/0!	#DIV/0!
55-59	11.1%	#DIV/0!	11.7%	15.6%	11.4%	14.4%	2.2%	7.0%	7.6%	9.1%	#DIV/0!	#DIV/0!
60-64	4.8%	#DIV/0!	5.2%	4.3%	4.5%	9.0%	0.0%	3.5%	6.1%	4.5%	#DIV/0!	#DIV/0!
65-69	2.0%	#DIV/0!	1.2%	1.4%	3.0%	0.9%	0.0%	0.0%	1.5%	18.2%	#DIV/0!	#DIV/0!
70-74	0.9%	#DIV/0!	0.4%	0.0%	1.5%	0.0%	0.0%	0.0%	1.5%	11.4%	#DIV/0!	#DIV/0!
>=75	0.2%	#DIV/0!	0.0%	0.0%	0.0%	0.0%	0.0%	0.0%	0.0%	4.5%	#DIV/0!	#DIV/0!
Total # of vehicles	988	0	248	211	132	111	90	86	66	44	0	0
Average speed	47.5	#DIV/0!	48.6	48.2	48.6	48.2	38.8	43.7	48.2	56.3	#DIV/0!	#DIV/0!
St. Dev.	9.0	#DIV/0!	7.5	7.4	8.6	8.8	9.2	8.5	9.0	11.5	#DIV/0!	#DIV/0!
85th percentile	55.9	#NUM!	55.0	55.0	56.7	56.5	47.0	51.5	55.0	70.1	#NUM!	#NUM!
Min	20.0	0.0	28.0	28.0	27.0	22.0	20.0	23.0	27.0	37.0	0.0	0.0
Max	77.0	0.0	72.0	66.0	72.0	69.0	59.0	64.0	74.0	77.0	0.0	0.0
Range	57.0	0.0	44.0	38.0	45.0	47.0	39.0	41.0	47.0	40.0	0.0	0.0

Vehicle Speed (25-50 FT Vehicles)	Hour											
	Total	20:00-21:00	21:00-22:00	22:00-23:00	23:00-00:00	00:00-01:00	01:00-02:00	02:00-03:00	03:00-04:00	04:00-05:00	05:00-06:00	06:00-07:00
MPH												
< 10	0.0%	#DIV/0!	0.0%	0.0%	0.0%	0.0%	0.0%	0.0%	0.0%	0.0%	#DIV/0!	#DIV/0!
10-14	0.3%	#DIV/0!	0.0%	0.0%	0.0%	0.0%	3.3%	0.0%	0.0%	0.0%	#DIV/0!	#DIV/0!
15-19	0.0%	#DIV/0!	0.0%	0.0%	0.0%	0.0%	0.0%	0.0%	0.0%	0.0%	#DIV/0!	#DIV/0!
20-24	0.3%	#DIV/0!	0.0%	0.0%	0.0%	0.0%	3.3%	0.0%	0.0%	0.0%	#DIV/0!	#DIV/0!
25-29	1.6%	#DIV/0!	0.0%	0.0%	0.0%	3.2%	10.0%	4.3%	0.0%	0.0%	#DIV/0!	#DIV/0!
30-34	5.0%	#DIV/0!	5.0%	3.1%	3.9%	6.5%	10.0%	13.0%	0.0%	0.0%	#DIV/0!	#DIV/0!
35-39	7.5%	#DIV/0!	6.3%	12.5%	3.9%	0.0%	10.0%	8.7%	9.4%	11.1%	#DIV/0!	#DIV/0!
40-44	26.6%	#DIV/0!	28.8%	25.0%	29.4%	32.3%	33.3%	30.4%	6.3%	22.2%	#DIV/0!	#DIV/0!
45-49	26.6%	#DIV/0!	26.3%	26.6%	25.5%	32.3%	23.3%	30.4%	25.0%	22.2%	#DIV/0!	#DIV/0!
50-54	20.0%	#DIV/0!	23.8%	14.1%	23.5%	16.1%	0.0%	8.7%	43.8%	33.3%	#DIV/0!	#DIV/0!
55-59	7.8%	#DIV/0!	7.5%	12.5%	7.8%	9.7%	3.3%	4.3%	6.3%	0.0%	#DIV/0!	#DIV/0!
60-64	2.8%	#DIV/0!	1.3%	1.6%	0.0%	0.0%	3.3%	0.0%	6.3%	11.1%	#DIV/0!	#DIV/0!
65-69	0.9%	#DIV/0!	0.0%	3.1%	0.0%	0.0%	0.0%	0.0%	3.1%	0.0%	#DIV/0!	#DIV/0!
70-74	0.6%	#DIV/0!	1.3%	1.6%	0.0%	0.0%	0.0%	0.0%	0.0%	0.0%	#DIV/0!	#DIV/0!
>=75	0.0%	#DIV/0!	0.0%	0.0%	0.0%	0.0%	0.0%	0.0%	0.0%	0.0%	#DIV/0!	#DIV/0!
Total # of vehicle	320	0	80	64	51	31	30	23	32	9	0	0
Average speed	46.2	#DIV/0!	46.7	47.6	47.3	45.7	39.6	41.9	50.0	47.9	#DIV/0!	#DIV/0!
St. Dev.	7.9	#DIV/0!	6.7	8.2	7.1	7.4	9.6	7.0	6.8	7.1	#DIV/0!	#DIV/0!
85th percentile	53.0	#NUM!	52.0	55.6	53.5	53.0	46.7	48.7	54.7	52.0	#NUM!	#NUM!
Min	14.0	0.0	32.0	33.0	32.0	27.0	14.0	28.0	35.0	38.0	0.0	0.0
Max	74.0	0.0	73.0	74.0	64.0	59.0	60.0	55.0	66.0	61.0	0.0	0.0
Range	60.0	0.0	41.0	41.0	32.0	32.0	46.0	27.0	31.0	23.0	0.0	0.0

Vehicle Speed (50-75 FT Vehicles)	Hour											
	Total	20:00-21:00	21:00-22:00	22:00-23:00	23:00-00:00	00:00-01:00	01:00-02:00	02:00-03:00	03:00-04:00	04:00-05:00	05:00-06:00	06:00-07:00
MPH												
< 10	0.0%	#DIV/0!	0.0%	0.0%	0.0%	0.0%	0.0%	0.0%	0.0%	0.0%	#DIV/0!	#DIV/0!
10-14	0.0%	#DIV/0!	0.0%	0.0%	0.0%	0.0%	0.0%	0.0%	0.0%	0.0%	#DIV/0!	#DIV/0!
15-19	0.7%	#DIV/0!	0.0%	0.0%	0.0%	0.0%	3.8%	0.0%	0.0%	0.0%	#DIV/0!	#DIV/0!
20-24	2.9%	#DIV/0!	0.0%	0.0%	0.0%	0.0%	15.4%	0.0%	0.0%	0.0%	#DIV/0!	#DIV/0!
25-29	5.0%	#DIV/0!	3.3%	0.0%	0.0%	0.0%	19.2%	10.0%	0.0%	0.0%	#DIV/0!	#DIV/0!
30-34	10.7%	#DIV/0!	0.0%	12.5%	0.0%	15.8%	30.8%	10.0%	0.0%	0.0%	#DIV/0!	#DIV/0!
35-39	16.4%	#DIV/0!	6.7%	16.7%	10.5%	21.1%	26.9%	30.0%	10.0%	0.0%	#DIV/0!	#DIV/0!
40-44	15.0%	#DIV/0!	26.7%	16.7%	15.8%	21.1%	0.0%	20.0%	0.0%	0.0%	#DIV/0!	#DIV/0!
45-49	27.1%	#DIV/0!	26.7%	41.7%	42.1%	31.6%	3.8%	20.0%	30.0%	0.0%	#DIV/0!	#DIV/0!
50-54	12.9%	#DIV/0!	16.7%	12.5%	21.1%	0.0%	0.0%	10.0%	30.0%	100.0%	#DIV/0!	#DIV/0!
55-59	8.6%	#DIV/0!	20.0%	0.0%	10.5%	10.5%	0.0%	0.0%	20.0%	0.0%	#DIV/0!	#DIV/0!
60-64	0.7%	#DIV/0!	0.0%	0.0%	0.0%	0.0%	0.0%	0.0%	10.0%	0.0%	#DIV/0!	#DIV/0!
65-69	0.0%	#DIV/0!	0.0%	0.0%	0.0%	0.0%	0.0%	0.0%	0.0%	0.0%	#DIV/0!	#DIV/0!
70-74	0.0%	#DIV/0!	0.0%	0.0%	0.0%	0.0%	0.0%	0.0%	0.0%	0.0%	#DIV/0!	#DIV/0!
>=75	0.0%	#DIV/0!	0.0%	0.0%	0.0%	0.0%	0.0%	0.0%	0.0%	0.0%	#DIV/0!	#DIV/0!
Total # of vehicle	140	0	30	24	19	19	26	10	10	2	0	0
Average speed	42.7	#DIV/0!	47.2	43.4	46.5	42.7	30.9	40.4	51.7	53.5	#DIV/0!	#DIV/0!
St. Dev.	9.1	#DIV/0!	7.1	5.9	6.0	7.1	6.8	7.1	7.0	0.7	#DIV/0!	#DIV/0!
85th percentile	51.2	#NUM!	55.7	48.6	51.3	48.3	38.0	46.0	58.0	53.9	#NUM!	#NUM!
Min	18.0	0.0	28.0	30.0	36.0	31.0	18.0	27.0	38.0	53.0	0.0	0.0
Max	64.0	0.0	59.0	52.0	59.0	57.0	48.0	51.0	64.0	54.0	0.0	0.0
Range	46.0	0.0	31.0	22.0	23.0	26.0	30.0	24.0	26.0	1.0	0.0	0.0

Vehicle Speed (+75 FT Vehicles)	Hour											
	Total	20:00-21:00	21:00-22:00	22:00-23:00	23:00-00:00	00:00-01:00	01:00-02:00	02:00-03:00	03:00-04:00	04:00-05:00	05:00-06:00	06:00-07:00
MPH												
< 10	0.0%	#DIV/0!	0.0%	0.0%	0.0%	0.0%	0.0%	0.0%	0.0%	0.0%	#DIV/0!	#DIV/0!
10-14	0.0%	#DIV/0!	0.0%	0.0%	0.0%	0.0%	0.0%	0.0%	0.0%	0.0%	#DIV/0!	#DIV/0!
15-19	0.0%	#DIV/0!	0.0%	0.0%	0.0%	0.0%	0.0%	0.0%	0.0%	0.0%	#DIV/0!	#DIV/0!
20-24	0.0%	#DIV/0!	0.0%	0.0%	0.0%	0.0%	0.0%	0.0%	0.0%	0.0%	#DIV/0!	#DIV/0!
25-29	1.7%	#DIV/0!	0.0%	0.0%	0.0%	0.0%	0.0%	12.5%	0.0%	0.0%	#DIV/0!	#DIV/0!
30-34	6.8%	#DIV/0!	0.0%	0.0%	0.0%	0.0%	25.0%	37.5%	0.0%	0.0%	#DIV/0!	#DIV/0!
35-39	18.6%	#DIV/0!	37.5%	6.7%	50.0%	25.0%	25.0%	12.5%	11.1%	0.0%	#DIV/0!	#DIV/0!
40-44	20.3%	#DIV/0!	0.0%	26.7%	50.0%	12.5%	50.0%	25.0%	11.1%	0.0%	#DIV/0!	#DIV/0!
45-49	16.9%	#DIV/0!	50.0%	20.0%	0.0%	0.0%	0.0%	12.5%	22.2%	0.0%	#DIV/0!	#DIV/0!
50-54	16.9%	#DIV/0!	0.0%	26.7%	0.0%	37.5%	0.0%	0.0%	22.2%	33.3%	#DIV/0!	#DIV/0!
55-59	8.5%	#DIV/0!	12.5%	6.7%	0.0%	12.5%	0.0%	0.0%	11.1%	33.3%	#DIV/0!	#DIV/0!
60-64	5.1%	#DIV/0!	0.0%	13.3%	0.0%	12.5%	0.0%	0.0%	0.0%	0.0%	#DIV/0!	#DIV/0!
65-69	3.4%	#DIV/0!	0.0%	0.0%	0.0%	0.0%	0.0%	0.0%	11.1%	33.3%	#DIV/0!	#DIV/0!
70-74	1.7%	#DIV/0!	0.0%	0.0%	0.0%	0.0%	0.0%	0.0%	11.1%	0.0%	#DIV/0!	#DIV/0!
>=75	0.0%	#DIV/0!	0.0%	0.0%	0.0%	0.0%	0.0%	0.0%	0.0%	0.0%	#DIV/0!	#DIV/0!
Total # of vehicle	59	0	8	15	4	8	4	8	9	3	0	0
Average speed	46.5	#DIV/0!	45.3	49.1	40.0	48.8	38.5	36.5	52.4	59.0	#DIV/0!	#DIV/0!
St. Dev.	9.8	#DIV/0!	7.4	7.4	2.4	9.3	4.8	6.2	11.6	9.2	#DIV/0!	#DIV/0!
85th percentile	57.0	#NUM!	49.0	54.9	42.0	57.8	42.6	43.9	65.0	65.4	#NUM!	#NUM!
Min	29.0	0.0	36.0	38.0	37.0	37.0	33.0	29.0	37.0	51.0	0.0	0.0
Max	72.0	0.0	58.0	64.0	42.0	61.0	43.0	45.0	72.0	69.0	0.0	0.0
Range	43.0	0.0	22.0	26.0	5.0	24.0	10.0	16.0	35.0	18.0	0.0	0.0

Day 4 Before RWA Signs

Vehicle Speed (all vehicles)	Hour											
	Total	20:00-21:00	21:00-22:00	22:00-23:00	23:00-00:00	00:00-01:00	01:00-02:00	02:00-03:00	03:00-04:00	04:00-05:00	05:00-06:00	06:00-07:00
MPH												
< 10	0.0%	#DIV/0!	0.0%	0.0%	0.0%	0.0%	0.0%	0.0%	0.0%	0.0%	#DIV/0!	#DIV/0!
10-14	0.0%	#DIV/0!	0.0%	0.0%	0.0%	0.0%	0.0%	0.0%	0.0%	0.0%	#DIV/0!	#DIV/0!
15-19	0.0%	#DIV/0!	0.0%	0.0%	0.0%	0.0%	0.0%	0.0%	0.0%	0.0%	#DIV/0!	#DIV/0!
20-24	0.0%	#DIV/0!	0.0%	0.0%	0.0%	0.0%	0.0%	0.0%	0.0%	0.0%	#DIV/0!	#DIV/0!
25-29	0.0%	#DIV/0!	0.0%	0.0%	0.0%	0.0%	0.0%	0.0%	0.0%	0.0%	#DIV/0!	#DIV/0!
30-34	0.1%	#DIV/0!	0.3%	0.0%	0.0%	0.0%	0.0%	0.0%	0.0%	0.0%	#DIV/0!	#DIV/0!
35-39	0.7%	#DIV/0!	1.0%	0.8%	1.1%	1.3%	0.0%	0.0%	0.0%	0.0%	#DIV/0!	#DIV/0!
40-44	1.7%	#DIV/0!	1.6%	1.3%	1.6%	1.3%	1.7%	4.4%	1.1%	2.4%	#DIV/0!	#DIV/0!
45-49	7.0%	#DIV/0!	6.7%	8.4%	6.3%	3.8%	6.8%	5.6%	11.0%	8.5%	#DIV/0!	#DIV/0!
50-54	19.8%	#DIV/0!	16.7%	20.5%	17.9%	15.8%	16.1%	24.4%	30.8%	30.5%	#DIV/0!	#DIV/0!
55-59	17.3%	#DIV/0!	18.9%	14.6%	12.6%	13.9%	22.9%	22.2%	18.7%	20.7%	#DIV/0!	#DIV/0!
60-64	18.2%	#DIV/0!	16.0%	17.2%	23.7%	20.3%	18.6%	17.8%	15.4%	15.9%	#DIV/0!	#DIV/0!
65-69	16.2%	#DIV/0!	16.0%	16.3%	19.5%	20.3%	19.5%	10.0%	9.9%	9.8%	#DIV/0!	#DIV/0!
70-74	8.4%	#DIV/0!	9.9%	7.5%	7.4%	10.8%	6.8%	6.7%	8.8%	6.1%	#DIV/0!	#DIV/0!
>=75	10.7%	#DIV/0!	12.8%	13.4%	10.0%	12.7%	7.6%	8.9%	4.4%	6.1%	#DIV/0!	#DIV/0!
Total # of vehicles	1280	0	312	239	190	158	118	90	91	82	0	0
Average speed	61.5	#DIV/0!	62.3	61.7	61.6	63.6	61.5	59.7	58.3	59.1	#DIV/0!	#DIV/0!
St. Dev.	9.9	#DIV/0!	10.4	10.5	9.5	10.2	9.3	9.1	8.0	9.6	#DIV/0!	#DIV/0!
85th percentile	71.6	#NUM!	73.1	73.4	70.2	72.9	69.7	68.3	67.2	68.7	#NUM!	#NUM!
Min	34.0	0.0	34.0	36.3	38.6	36.3	41.3	43.2	44.3	43.1	0.0	0.0
Max	98.1	0.0	97.5	98.1	92.4	93.5	93.5	86.8	78.8	95.7	0.0	0.0
Range	64.0	0.0	63.5	61.8	53.8	57.2	52.2	43.6	34.4	52.6	0.0	0.0

Vehicle Speed (0-25 FT Vehicles)	Hour											
	Total	20:00-21:00	21:00-22:00	22:00-23:00	23:00-00:00	00:00-01:00	01:00-02:00	02:00-03:00	03:00-04:00	04:00-05:00	05:00-06:00	06:00-07:00
MPH												
< 10	0.0%	#DIV/0!	0.0%	0.0%	0.0%	0.0%	0.0%	0.0%	0.0%	0.0%	#DIV/0!	#DIV/0!
10-14	0.0%	#DIV/0!	0.0%	0.0%	0.0%	0.0%	0.0%	0.0%	0.0%	0.0%	#DIV/0!	#DIV/0!
15-19	0.0%	#DIV/0!	0.0%	0.0%	0.0%	0.0%	0.0%	0.0%	0.0%	0.0%	#DIV/0!	#DIV/0!
20-24	0.0%	#DIV/0!	0.0%	0.0%	0.0%	0.0%	0.0%	0.0%	0.0%	0.0%	#DIV/0!	#DIV/0!
25-29	0.0%	#DIV/0!	0.0%	0.0%	0.0%	0.0%	0.0%	0.0%	0.0%	0.0%	#DIV/0!	#DIV/0!
30-34	0.1%	#DIV/0!	0.5%	0.0%	0.0%	0.0%	0.0%	0.0%	0.0%	0.0%	#DIV/0!	#DIV/0!
35-39	0.1%	#DIV/0!	0.5%	0.0%	0.0%	0.0%	0.0%	0.0%	0.0%	0.0%	#DIV/0!	#DIV/0!
40-44	0.7%	#DIV/0!	0.5%	0.0%	0.9%	1.0%	1.8%	0.0%	0.0%	3.8%	#DIV/0!	#DIV/0!
45-49	2.0%	#DIV/0!	1.1%	4.3%	0.9%	3.9%	1.8%	0.0%	0.0%	0.0%	#DIV/0!	#DIV/0!
50-54	7.1%	#DIV/0!	5.8%	7.9%	6.6%	5.9%	1.8%	10.0%	14.8%	19.2%	#DIV/0!	#DIV/0!
55-59	9.8%	#DIV/0!	12.1%	7.9%	10.4%	7.8%	8.9%	17.5%	7.4%	0.0%	#DIV/0!	#DIV/0!
60-64	22.2%	#DIV/0!	20.0%	23.0%	24.5%	22.5%	25.0%	22.5%	11.1%	26.9%	#DIV/0!	#DIV/0!
65-69	27.4%	#DIV/0!	25.3%	26.6%	29.2%	28.4%	37.5%	17.5%	29.6%	26.9%	#DIV/0!	#DIV/0!
70-74	14.0%	#DIV/0!	15.8%	11.5%	13.2%	13.7%	10.7%	15.0%	25.9%	11.5%	#DIV/0!	#DIV/0!
>=75	16.5%	#DIV/0!	18.4%	18.7%	14.2%	16.7%	12.5%	17.5%	11.1%	11.5%	#DIV/0!	#DIV/0!
Total # of vehicles	686	0	190	139	106	102	56	40	27	26	0	0
Average speed	66.3	#DIV/0!	66.7	66.2	65.5	66.9	66.6	65.8	65.5	65.1	#DIV/0!	#DIV/0!
St. Dev.	8.9	#DIV/0!	8.9	9.5	8.2	9.3	8.3	8.8	7.6	10.6	#DIV/0!	#DIV/0!
85th percentile	74.3	#NUM!	75.2	75.2	72.9	74.5	71.8	74.1	73.1	70.9	#NUM!	#NUM!
Min	34.0	0.0	34.0	45.5	43.2	44.3	41.3	51.1	51.2	43.1	0.0	0.0
Max	96.9	0.0	89.5	96.9	92.4	93.5	93.5	86.8	78.8	95.7	0.0	0.0
Range	62.9	0.0	55.4	51.5	49.2	49.2	52.2	35.7	27.6	52.6	0.0	0.0



Vehicle Speed (25-50 FT Vehicles)	Hour											
	Total	20:00-21:00	21:00-22:00	22:00-23:00	23:00-00:00	00:00-01:00	01:00-02:00	02:00-03:00	03:00-04:00	04:00-05:00	05:00-06:00	06:00-07:00
MPH												
< 10	0.0%	#DIV/0!	0.0%	0.0%	0.0%	0.0%	0.0%	0.0%	0.0%	0.0%	#DIV/0!	#DIV/0!
10-14	0.0%	#DIV/0!	0.0%	0.0%	0.0%	0.0%	0.0%	0.0%	0.0%	0.0%	#DIV/0!	#DIV/0!
15-19	0.0%	#DIV/0!	0.0%	0.0%	0.0%	0.0%	0.0%	0.0%	0.0%	0.0%	#DIV/0!	#DIV/0!
20-24	0.0%	#DIV/0!	0.0%	0.0%	0.0%	0.0%	0.0%	0.0%	0.0%	0.0%	#DIV/0!	#DIV/0!
25-29	0.0%	#DIV/0!	0.0%	0.0%	0.0%	0.0%	0.0%	0.0%	0.0%	0.0%	#DIV/0!	#DIV/0!
30-34	0.0%	#DIV/0!	0.0%	0.0%	0.0%	0.0%	0.0%	0.0%	0.0%	0.0%	#DIV/0!	#DIV/0!
35-39	1.2%	#DIV/0!	1.3%	3.6%	1.9%	0.0%	0.0%	0.0%	0.0%	0.0%	#DIV/0!	#DIV/0!
40-44	2.7%	#DIV/0!	3.9%	1.8%	3.7%	2.9%	0.0%	4.2%	3.4%	0.0%	#DIV/0!	#DIV/0!
45-49	11.7%	#DIV/0!	15.6%	14.5%	13.0%	2.9%	6.5%	4.2%	17.2%	10.7%	#DIV/0!	#DIV/0!
50-54	29.1%	#DIV/0!	24.7%	34.5%	33.3%	28.6%	16.1%	33.3%	24.1%	39.3%	#DIV/0!	#DIV/0!
55-59	27.6%	#DIV/0!	35.1%	23.6%	9.3%	25.7%	45.2%	37.5%	27.6%	25.0%	#DIV/0!	#DIV/0!
60-64	14.7%	#DIV/0!	10.4%	10.4%	22.2%	14.3%	19.4%	16.7%	24.1%	7.1%	#DIV/0!	#DIV/0!
65-69	3.9%	#DIV/0!	2.6%	1.8%	9.3%	8.6%	0.0%	4.2%	0.0%	3.6%	#DIV/0!	#DIV/0!
70-74	3.0%	#DIV/0!	1.3%	3.6%	0.0%	8.6%	6.5%	0.0%	0.0%	7.1%	#DIV/0!	#DIV/0!
>=75	6.0%	#DIV/0!	5.2%	7.3%	7.4%	8.6%	6.5%	0.0%	3.4%	7.1%	#DIV/0!	#DIV/0!
Total # of vehicle	333	0	77	55	54	35	31	24	29	28	0	0
Average speed	57.3	#DIV/0!	56.7	55.9	57.6	59.8	59.7	55.7	56.0	58.0	#DIV/0!	#DIV/0!
St. Dev.	9.2	#DIV/0!	10.0	10.0	9.9	9.2	8.6	5.0	6.5	9.4	#DIV/0!	#DIV/0!
85th percentile	64.1	#NUM!	61.5	61.5	66.1	68.2	63.8	60.2	62.4	69.1	#NUM!	#NUM!
Min	36.3	0.0	39.8	36.3	38.6	44.3	47.8	44.3	44.3	47.8	0.0	0.0
Max	98.1	0.0	97.5	98.1	89.5	84.4	87.7	65.4	75.2	85.9	0.0	0.0
Range	61.8	0.0	57.7	61.8	50.9	40.0	39.9	21.1	30.9	38.1	0.0	0.0

Vehicle Speed (50-75 FT Vehicles)	Hour											
	Total	20:00-21:00	21:00-22:00	22:00-23:00	23:00-00:00	00:00-01:00	01:00-02:00	02:00-03:00	03:00-04:00	04:00-05:00	05:00-06:00	06:00-07:00
MPH												
< 10	0.0%	#DIV/0!	0.0%	0.0%	0.0%	0.0%	0.0%	0.0%	0.0%	0.0%	#DIV/0!	#DIV/0!
10-14	0.0%	#DIV/0!	0.0%	0.0%	0.0%	0.0%	0.0%	0.0%	0.0%	0.0%	#DIV/0!	#DIV/0!
15-19	0.0%	#DIV/0!	0.0%	0.0%	0.0%	0.0%	0.0%	0.0%	0.0%	0.0%	#DIV/0!	#DIV/0!
20-24	0.0%	#DIV/0!	0.0%	0.0%	0.0%	0.0%	0.0%	0.0%	0.0%	0.0%	#DIV/0!	#DIV/0!
25-29	0.0%	#DIV/0!	0.0%	0.0%	0.0%	0.0%	0.0%	0.0%	0.0%	0.0%	#DIV/0!	#DIV/0!
30-34	0.0%	#DIV/0!	0.0%	0.0%	0.0%	0.0%	0.0%	0.0%	0.0%	0.0%	#DIV/0!	#DIV/0!
35-39	1.5%	#DIV/0!	2.4%	0.0%	4.5%	6.7%	0.0%	0.0%	0.0%	0.0%	#DIV/0!	#DIV/0!
40-44	3.4%	#DIV/0!	2.4%	5.7%	0.0%	0.0%	3.6%	14.3%	0.0%	0.0%	#DIV/0!	#DIV/0!
45-49	12.6%	#DIV/0!	14.3%	8.6%	9.1%	0.0%	17.9%	19.0%	13.6%	14.3%	#DIV/0!	#DIV/0!
50-54	42.7%	#DIV/0!	52.4%	42.9%	36.4%	53.3%	35.7%	33.3%	50.0%	33.3%	#DIV/0!	#DIV/0!
55-59	25.7%	#DIV/0!	21.4%	28.6%	31.8%	20.0%	28.6%	19.0%	22.7%	33.3%	#DIV/0!	#DIV/0!
60-64	11.7%	#DIV/0!	7.1%	8.6%	18.2%	20.0%	7.1%	14.3%	9.1%	19.0%	#DIV/0!	#DIV/0!
65-69	1.5%	#DIV/0!	0.0%	0.0%	0.0%	0.0%	7.1%	0.0%	4.5%	0.0%	#DIV/0!	#DIV/0!
70-74	0.0%	#DIV/0!	0.0%	0.0%	0.0%	0.0%	0.0%	0.0%	0.0%	0.0%	#DIV/0!	#DIV/0!
>=75	1.0%	#DIV/0!	0.0%	5.7%	0.0%	0.0%	0.0%	0.0%	0.0%	0.0%	#DIV/0!	#DIV/0!
Total # of vehicle	206	0	42	35	22	15	28	21	22	21	0	0
Average speed	54.3	#DIV/0!	53.4	55.6	55.0	54.0	54.2	53.1	54.3	55.2	#DIV/0!	#DIV/0!
St. Dev.	5.9	#DIV/0!	5.3	7.5	5.9	6.2	5.9	5.8	5.2	4.6	#DIV/0!	#DIV/0!
85th percentile	59.2	#NUM!	58.1	58.1	61.0	60.0	59.1	59.2	58.1	60.3	#NUM!	#NUM!
Min	36.3	0.0	37.5	44.3	38.6	36.3	42.0	43.2	46.6	47.8	0.0	0.0
Max	80.6	0.0	64.9	80.6	64.9	63.8	67.2	62.6	68.4	61.5	0.0	0.0
Range	44.2	0.0	27.4	36.2	26.3	27.4	25.2	19.4	21.7	13.7	0.0	0.0

Vehicle Speed (+75 FT Vehicles)	Hour											
	Total	20:00-21:00	21:00-22:00	22:00-23:00	23:00-00:00	00:00-01:00	01:00-02:00	02:00-03:00	03:00-04:00	04:00-05:00	05:00-06:00	06:00-07:00
MPH												
< 10	0.0%	#DIV/0!	0.0%	0.0%	0.0%	0.0%	0.0%	0.0%	0.0%	0.0%	#DIV/0!	#DIV/0!
10-14	0.0%	#DIV/0!	0.0%	0.0%	0.0%	0.0%	0.0%	0.0%	0.0%	0.0%	#DIV/0!	#DIV/0!
15-19	0.0%	#DIV/0!	0.0%	0.0%	0.0%	0.0%	0.0%	0.0%	0.0%	0.0%	#DIV/0!	#DIV/0!
20-24	0.0%	#DIV/0!	0.0%	0.0%	0.0%	0.0%	0.0%	0.0%	0.0%	0.0%	#DIV/0!	#DIV/0!
25-29	0.0%	#DIV/0!	0.0%	0.0%	0.0%	0.0%	0.0%	0.0%	0.0%	0.0%	#DIV/0!	#DIV/0!
30-34	0.0%	#DIV/0!	0.0%	0.0%	0.0%	0.0%	0.0%	0.0%	0.0%	0.0%	#DIV/0!	#DIV/0!
35-39	1.8%	#DIV/0!	0.0%	0.0%	0.0%	16.7%	0.0%	0.0%	0.0%	0.0%	#DIV/0!	#DIV/0!
40-44	1.8%	#DIV/0!	0.0%	0.0%	0.0%	0.0%	0.0%	0.0%	0.0%	14.3%	#DIV/0!	#DIV/0!
45-49	18.2%	#DIV/0!	33.3%	30.0%	25.0%	16.7%	0.0%	0.0%	15.4%	14.3%	#DIV/0!	#DIV/0!
50-54	36.4%	#DIV/0!	0.0%	40.0%	12.5%	16.7%	100.0%	60.0%	46.2%	28.6%	#DIV/0!	#DIV/0!
55-59	16.4%	#DIV/0!	0.0%	10.0%	12.5%	33.3%	0.0%	0.0%	15.4%	42.9%	#DIV/0!	#DIV/0!
60-64	14.5%	#DIV/0!	33.3%	10.0%	37.5%	16.7%	0.0%	0.0%	15.4%	0.0%	#DIV/0!	#DIV/0!
65-69	5.5%	#DIV/0!	0.0%	10.0%	12.5%	0.0%	0.0%	20.0%	0.0%	0.0%	#DIV/0!	#DIV/0!
70-74	1.8%	#DIV/0!	0.0%	0.0%	0.0%	0.0%	0.0%	0.0%	7.7%	0.0%	#DIV/0!	#DIV/0!
>=75	3.6%	#DIV/0!	33.3%	0.0%	0.0%	0.0%	0.0%	20.0%	0.0%	0.0%	#DIV/0!	#DIV/0!
Total # of vehicle	55	0	3	10	8	6	3	5	13	7	0	0
Average speed	55.8	#DIV/0!	62.3	54.3	57.6	52.5	54.6	60.1	55.9	53.0	#DIV/0!	#DIV/0!
St. Dev.	7.7	#DIV/0!	13.7	6.5	7.7	8.6	0.0	10.6	6.9	6.4	#DIV/0!	#DIV/0!
85th percentile	63.5	#NUM!	71.9	59.5	63.7	58.1	54.6	70.4	61.3	59.2	#NUM!	#NUM!
Min	39.8	0.0	48.9	46.6	46.6	39.8	54.6	51.2	46.6	43.2	0.0	0.0
Max	76.4	0.0	76.4	68.4	69.5	64.9	54.6	75.2	72.9	59.2	0.0	0.0
Range	36.6	0.0	27.4	21.7	22.9	25.2	0.0	24.0	26.3	16.0	0.0	0.0

### Day 4 RWA Signs

Vehicle Speed (all vehicles)	Hour											
	Total	20:00-21:00	21:00-22:00	22:00-23:00	23:00-00:00	00:00-01:00	01:00-02:00	02:00-03:00	03:00-04:00	04:00-05:00	05:00-06:00	06:00-07:00
MPH												
< 10	0.0%	#DIV/0!	0.0%	0.0%	0.0%	0.0%	0.0%	0.0%	0.0%	0.0%	#DIV/0!	#DIV/0!
10-14	0.0%	#DIV/0!	0.0%	0.0%	0.0%	0.0%	0.0%	0.0%	0.0%	0.0%	#DIV/0!	#DIV/0!
15-19	1.1%	#DIV/0!	1.1%	0.8%	0.4%	0.6%	0.8%	2.7%	2.9%	1.0%	#DIV/0!	#DIV/0!
20-24	5.9%	#DIV/0!	4.8%	3.5%	5.4%	2.4%	8.5%	9.8%	11.8%	9.6%	#DIV/0!	#DIV/0!
25-29	9.6%	#DIV/0!	11.2%	7.7%	6.3%	5.5%	11.5%	7.1%	15.7%	16.3%	#DIV/0!	#DIV/0!
30-34	10.0%	#DIV/0!	9.1%	11.6%	7.2%	8.5%	8.5%	9.8%	17.6%	12.5%	#DIV/0!	#DIV/0!
35-39	12.0%	#DIV/0!	10.7%	11.2%	13.5%	7.3%	16.9%	17.0%	13.7%	10.6%	#DIV/0!	#DIV/0!
40-44	13.7%	#DIV/0!	15.8%	11.6%	18.8%	12.1%	13.1%	6.3%	10.8%	14.4%	#DIV/0!	#DIV/0!
45-49	15.0%	#DIV/0!	13.9%	20.1%	17.5%	15.2%	11.5%	16.1%	8.8%	9.6%	#DIV/0!	#DIV/0!
50-54	13.8%	#DIV/0!	14.7%	13.9%	13.0%	17.6%	13.1%	14.3%	9.8%	10.6%	#DIV/0!	#DIV/0!
55-59	9.5%	#DIV/0!	10.2%	10.8%	9.0%	16.4%	6.9%	6.3%	3.9%	6.7%	#DIV/0!	#DIV/0!
60-64	5.1%	#DIV/0!	4.8%	4.2%	4.0%	9.1%	4.6%	5.4%	3.9%	5.8%	#DIV/0!	#DIV/0!
65-69	2.9%	#DIV/0!	2.9%	2.7%	4.0%	4.2%	2.3%	3.6%	0.0%	1.0%	#DIV/0!	#DIV/0!
70-74	1.2%	#DIV/0!	0.8%	1.9%	0.4%	1.2%	0.8%	1.8%	1.0%	1.9%	#DIV/0!	#DIV/0!
>=75	0.2%	#DIV/0!	0.0%	0.0%	0.4%	0.0%	1.5%	0.0%	0.0%	0.0%	#DIV/0!	#DIV/0!
Total # of vehicles	1469	0	374	259	223	165	130	112	102	104	0	0
Average speed	43.4	#DIV/0!	43.5	44.6	44.3	47.5	42.2	42.3	37.4	40.3	#DIV/0!	#DIV/0!
St. Dev.	12.3	#DIV/0!	12.1	12.0	11.5	11.6	13.0	13.1	11.7	12.8	#DIV/0!	#DIV/0!
85th percentile	56.3	#NUM!	57.0	57.0	56.0	59.5	55.0	55.4	51.0	55.1	#NUM!	#NUM!
Min	16.0	0.0	16.0	18.0	17.0	16.0	19.0	18.0	19.0	19.0	0.0	0.0
Max	77.0	0.0	71.0	73.0	77.0	73.0	76.0	71.1	70.4	71.0	0.0	0.0
Range	61.0	0.0	55.0	55.0	60.0	57.0	57.0	53.1	51.4	52.0	0.0	0.0

Vehicle Speed (0-25 FT Vehicles)	Hour											
	Total	20:00-21:00	21:00-22:00	22:00-23:00	23:00-00:00	00:00-01:00	01:00-02:00	02:00-03:00	03:00-04:00	04:00-05:00	05:00-06:00	06:00-07:00
MPH												
< 10	0.0%	#DIV/0!	0.0%	0.0%	0.0%	0.0%	0.0%	0.0%	0.0%	0.0%	#DIV/0!	#DIV/0!
10-14	0.0%	#DIV/0!	0.0%	0.0%	0.0%	0.0%	0.0%	0.0%	0.0%	0.0%	#DIV/0!	#DIV/0!
15-19	1.1%	#DIV/0!	1.7%	0.7%	0.8%	1.0%	0.0%	1.7%	2.4%	0.0%	#DIV/0!	#DIV/0!
20-24	4.1%	#DIV/0!	4.8%	2.0%	3.2%	1.0%	9.5%	5.1%	14.3%	0.0%	#DIV/0!	#DIV/0!
25-29	5.5%	#DIV/0!	7.0%	2.7%	4.0%	2.9%	6.3%	1.7%	7.1%	18.4%	#DIV/0!	#DIV/0!
30-34	5.7%	#DIV/0!	5.7%	4.7%	4.8%	5.9%	4.8%	5.1%	11.9%	8.2%	#DIV/0!	#DIV/0!
35-39	9.7%	#DIV/0!	7.8%	9.3%	11.1%	6.9%	14.3%	13.6%	16.7%	6.1%	#DIV/0!	#DIV/0!
40-44	12.8%	#DIV/0!	15.2%	12.0%	13.5%	12.7%	11.1%	6.8%	7.1%	16.3%	#DIV/0!	#DIV/0!
45-49	17.2%	#DIV/0!	14.3%	26.0%	19.0%	12.7%	14.3%	20.3%	9.5%	14.3%	#DIV/0!	#DIV/0!
50-54	18.3%	#DIV/0!	19.6%	16.7%	18.3%	18.6%	15.9%	22.0%	19.0%	14.3%	#DIV/0!	#DIV/0!
55-59	14.0%	#DIV/0!	13.9%	16.0%	14.3%	22.5%	9.5%	10.2%	4.8%	8.2%	#DIV/0!	#DIV/0!
60-64	7.2%	#DIV/0!	6.5%	6.0%	5.6%	11.8%	7.9%	8.5%	4.8%	8.2%	#DIV/0!	#DIV/0!
65-69	3.0%	#DIV/0!	3.0%	2.0%	4.8%	3.9%	3.2%	3.4%	0.0%	2.0%	#DIV/0!	#DIV/0!
70-74	1.1%	#DIV/0!	0.4%	2.0%	0.8%	0.0%	0.0%	1.7%	2.4%	4.1%	#DIV/0!	#DIV/0!
>=75	0.2%	#DIV/0!	0.0%	0.0%	0.0%	0.0%	3.2%	0.0%	0.0%	0.0%	#DIV/0!	#DIV/0!
Total # of vehicles	821	0	230	150	126	102	63	59	42	49	0	0
Average speed	46.7	#DIV/0!	45.9	48.1	47.3	49.4	45.5	47.3	40.4	45.1	#DIV/0!	#DIV/0!
St. Dev.	11.7	#DIV/0!	11.9	10.4	11.0	10.6	13.5	11.4	12.9	12.6	#DIV/0!	#DIV/0!
85th percentile	58.0	#NUM!	57.5	58.0	58.0	60.0	57.7	59.0	53.9	59.1	#NUM!	#NUM!
Min	16.0	0.0	16.0	18.0	17.0	16.0	21.0	18.0	19.0	25.0	0.0	0.0
Max	76.0	0.0	70.0	73.0	70.4	68.0	76.0	71.0	70.4	71.0	0.0	0.0
Range	60.0	0.0	54.0	55.0	53.4	52.0	55.0	53.0	51.4	46.0	0.0	0.0

		Hour										
Vehicle Speed (25-50 FT Vehicles)	Total	20:00-21:00	21:00-22:00	22:00-23:00	23:00-00:00	00:00-01:00	01:00-02:00	02:00-03:00	03:00-04:00	04:00-05:00	05:00-06:00	06:00-07:00
		MPH										
< 10	0.0%	#DIV/0!	0.0%	0.0%	0.0%	0.0%	0.0%	0.0%	0.0%	0.0%	#DIV/0!	#DIV/0!
10-14	0.0%	#DIV/0!	0.0%	0.0%	0.0%	0.0%	0.0%	0.0%	0.0%	0.0%	#DIV/0!	#DIV/0!
15-19	0.6%	#DIV/0!	0.0%	1.8%	0.0%	0.0%	0.0%	0.0%	0.0%	0.0%	#DIV/0!	#DIV/0!
20-24	4.9%	#DIV/0!	3.8%	1.8%	11.5%	2.6%	3.3%	4.2%	4.0%	9.1%	#DIV/0!	#DIV/0!
25-29	7.7%	#DIV/0!	11.5%	9.1%	3.8%	2.6%	3.3%	12.5%	12.0%	4.5%	#DIV/0!	#DIV/0!
30-34	13.8%	#DIV/0!	15.4%	18.2%	7.7%	10.3%	10.0%	8.3%	16.0%	27.3%	#DIV/0!	#DIV/0!
35-39	15.4%	#DIV/0!	17.9%	16.4%	13.5%	5.1%	16.7%	25.0%	20.0%	9.1%	#DIV/0!	#DIV/0!
40-44	14.5%	#DIV/0!	14.1%	7.3%	23.1%	12.8%	23.3%	8.3%	12.0%	13.6%	#DIV/0!	#DIV/0!
45-49	16.6%	#DIV/0!	12.8%	18.2%	23.1%	17.9%	13.3%	16.7%	20.0%	9.1%	#DIV/0!	#DIV/0!
50-54	10.2%	#DIV/0!	9.0%	12.7%	7.7%	17.9%	10.0%	8.3%	4.0%	9.1%	#DIV/0!	#DIV/0!
55-59	6.2%	#DIV/0!	6.4%	3.6%	3.8%	10.3%	10.0%	4.2%	4.0%	9.1%	#DIV/0!	#DIV/0!
60-64	3.4%	#DIV/0!	2.6%	0.0%	1.9%	7.7%	3.3%	4.2%	4.0%	9.1%	#DIV/0!	#DIV/0!
65-69	4.3%	#DIV/0!	3.8%	7.3%	3.8%	7.7%	3.3%	4.2%	0.0%	0.0%	#DIV/0!	#DIV/0!
70-74	2.5%	#DIV/0!	2.6%	3.6%	0.0%	5.1%	3.3%	4.2%	0.0%	0.0%	#DIV/0!	#DIV/0!
>=75	0.0%	#DIV/0!	0.0%	0.0%	0.0%	0.0%	0.0%	0.0%	0.0%	0.0%	#DIV/0!	#DIV/0!
Total # of vehicle	325	0	78	55	52	39	30	24	25	22	0	0
Average speed	42.8	#DIV/0!	41.8	43.2	41.3	48.6	44.9	42.5	38.7	41.0	#DIV/0!	#DIV/0!
St. Dev.	12.2	#DIV/0!	12.2	12.9	10.9	12.4	12.2	12.8	10.2	12.3	#DIV/0!	#DIV/0!
85th percentile	55.5	#NUM!	55.1	53.9	50.6	62.1	59.1	55.7	46.4	55.6	#NUM!	#NUM!
Min	19.0	0.0	20.0	19.0	20.0	21.0	21.0	23.0	19.0	24.0	0.0	0.0
Max	74.0	0.0	71.0	71.9	65.2	73.0	74.0	71.1	61.5	63.7	0.0	0.0
Range	55.0	0.0	51.0	52.9	45.2	52.0	53.0	48.1	42.5	39.7	0.0	0.0

		Hour										
Vehicle Speed (50-75 FT Vehicles)	Total	20:00-21:00	21:00-22:00	22:00-23:00	23:00-00:00	00:00-01:00	01:00-02:00	02:00-03:00	03:00-04:00	04:00-05:00	05:00-06:00	06:00-07:00
		MPH										
< 10	0.0%	#DIV/0!	0.0%	0.0%	0.0%	0.0%	0.0%	0.0%	0.0%	0.0%	#DIV/0!	#DIV/0!
10-14	0.0%	#DIV/0!	0.0%	0.0%	0.0%	0.0%	0.0%	0.0%	0.0%	0.0%	#DIV/0!	#DIV/0!
15-19	1.8%	#DIV/0!	0.0%	0.0%	0.0%	0.0%	3.0%	9.5%	6.3%	0.0%	#DIV/0!	#DIV/0!
20-24	14.5%	#DIV/0!	7.1%	11.4%	2.9%	5.9%	12.1%	33.3%	25.0%	40.0%	#DIV/0!	#DIV/0!
25-29	23.7%	#DIV/0!	31.0%	22.7%	20.0%	29.4%	24.2%	14.3%	37.5%	10.0%	#DIV/0!	#DIV/0!
30-34	12.7%	#DIV/0!	4.8%	25.0%	5.7%	11.8%	15.2%	19.0%	6.3%	10.0%	#DIV/0!	#DIV/0!
35-39	13.6%	#DIV/0!	11.9%	11.4%	22.9%	5.9%	18.2%	9.5%	0.0%	20.0%	#DIV/0!	#DIV/0!
40-44	16.2%	#DIV/0!	23.8%	9.1%	34.3%	11.8%	9.1%	4.8%	18.8%	10.0%	#DIV/0!	#DIV/0!
45-49	7.9%	#DIV/0!	14.3%	6.8%	5.7%	23.5%	6.1%	4.8%	0.0%	0.0%	#DIV/0!	#DIV/0!
50-54	7.0%	#DIV/0!	4.8%	6.8%	5.7%	11.8%	12.1%	4.8%	6.3%	5.0%	#DIV/0!	#DIV/0!
55-59	1.3%	#DIV/0!	2.4%	2.3%	0.0%	0.0%	0.0%	0.0%	0.0%	5.0%	#DIV/0!	#DIV/0!
60-64	1.3%	#DIV/0!	0.0%	4.5%	2.9%	0.0%	0.0%	0.0%	0.0%	0.0%	#DIV/0!	#DIV/0!
65-69	0.0%	#DIV/0!	0.0%	0.0%	0.0%	0.0%	0.0%	0.0%	0.0%	0.0%	#DIV/0!	#DIV/0!
70-74	0.0%	#DIV/0!	0.0%	0.0%	0.0%	0.0%	0.0%	0.0%	0.0%	0.0%	#DIV/0!	#DIV/0!
>=75	0.0%	#DIV/0!	0.0%	0.0%	0.0%	0.0%	0.0%	0.0%	0.0%	0.0%	#DIV/0!	#DIV/0!
Total # of vehicle	228	0	42	44	35	17	33	21	16	20	0	0
Average speed	34.7	#DIV/0!	36.4	35.3	38.4	37.3	34.4	29.2	29.8	31.8	#DIV/0!	#DIV/0!
St. Dev.	10.0	#DIV/0!	9.4	11.0	8.6	9.3	9.5	8.9	9.7	10.6	#DIV/0!	#DIV/0!
85th percentile	46.0	#NUM!	46.5	48.6	43.6	46.8	47.2	38.0	42.3	43.0	#NUM!	#NUM!
Min	18.0	0.0	21.0	20.0	22.0	24.0	19.0	18.0	19.0	20.0	0.0	0.0
Max	63.7	0.0	57.0	62.0	63.7	50.0	54.0	53.0	52.0	56.0	0.0	0.0
Range	45.7	0.0	36.0	42.0	41.7	26.0	35.0	35.0	33.0	36.0	0.0	0.0

Vehicle Speed (+75 FT Vehicles)	Hour											
	Total	20:00-21:00	21:00-22:00	22:00-23:00	23:00-00:00	00:00-01:00	01:00-02:00	02:00-03:00	03:00-04:00	04:00-05:00	05:00-06:00	06:00-07:00
MPH												
< 10	0.0%	#DIV/0!	0.0%	0.0%	0.0%	0.0%	0.0%	0.0%	0.0%	0.0%	#DIV/0!	#DIV/0!
10-14	0.0%	#DIV/0!	0.0%	0.0%	0.0%	0.0%	0.0%	0.0%	0.0%	0.0%	#DIV/0!	#DIV/0!
15-19	1.1%	#DIV/0!	0.0%	0.0%	0.0%	0.0%	0.0%	0.0%	0.0%	7.7%	#DIV/0!	#DIV/0!
20-24	4.2%	#DIV/0!	4.2%	0.0%	10.0%	14.3%	0.0%	0.0%	5.3%	0.0%	#DIV/0!	#DIV/0!
25-29	17.9%	#DIV/0!	16.7%	10.0%	0.0%	0.0%	50.0%	12.5%	21.1%	38.5%	#DIV/0!	#DIV/0!
30-34	27.4%	#DIV/0!	29.2%	20.0%	40.0%	28.6%	0.0%	25.0%	42.1%	7.7%	#DIV/0!	#DIV/0!
35-39	16.8%	#DIV/0!	12.5%	10.0%	10.0%	28.6%	50.0%	37.5%	10.5%	15.4%	#DIV/0!	#DIV/0!
40-44	12.6%	#DIV/0!	12.5%	40.0%	10.0%	0.0%	0.0%	0.0%	10.5%	15.4%	#DIV/0!	#DIV/0!
45-49	7.4%	#DIV/0!	12.5%	0.0%	10.0%	14.3%	0.0%	12.5%	0.0%	7.7%	#DIV/0!	#DIV/0!
50-54	4.2%	#DIV/0!	4.2%	10.0%	0.0%	14.3%	0.0%	0.0%	0.0%	7.7%	#DIV/0!	#DIV/0!
55-59	2.1%	#DIV/0!	0.0%	10.0%	0.0%	0.0%	0.0%	0.0%	5.3%	0.0%	#DIV/0!	#DIV/0!
60-64	2.1%	#DIV/0!	4.2%	0.0%	0.0%	0.0%	0.0%	0.0%	5.3%	0.0%	#DIV/0!	#DIV/0!
65-69	3.2%	#DIV/0!	4.2%	0.0%	10.0%	0.0%	0.0%	12.5%	0.0%	0.0%	#DIV/0!	#DIV/0!
70-74	0.0%	#DIV/0!	0.0%	0.0%	0.0%	0.0%	0.0%	0.0%	0.0%	0.0%	#DIV/0!	#DIV/0!
>=75	1.1%	#DIV/0!	0.0%	0.0%	10.0%	0.0%	0.0%	0.0%	0.0%	0.0%	#DIV/0!	#DIV/0!
Total # of vehicle	95	0	24	10	10	7	4	8	19	13	0	0
Average speed	37.6	#DIV/0!	38.3	40.2	42.8	37.3	32.3	39.1	35.4	34.5	#DIV/0!	#DIV/0!
St. Dev.	11.1	#DIV/0!	11.6	8.8	17.7	10.4	5.9	11.8	9.7	8.8	#DIV/0!	#DIV/0!
85th percentile	46.0	#NUM!	47.6	48.4	61.7	45.8	37.2	44.7	40.9	42.8	#NUM!	#NUM!
Min	19.0	0.0	22.0	28.0	21.0	20.0	26.0	28.0	22.0	19.0	0.0	0.0
Max	77.0	0.0	67.4	55.0	77.0	53.3	39.0	65.0	61.0	50.0	0.0	0.0
Range	58.0	0.0	45.4	27.0	56.0	33.3	13.0	37.0	39.0	31.0	0.0	0.0

Day 4 Beginning of Taper

		Hour											
Vehicle Speed (all vehicles)	Total	20:00-21:00	21:00-22:00	22:00-23:00	23:00-00:00	00:00-01:00	01:00-02:00	02:00-03:00	03:00-04:00	04:00-05:00	05:00-06:00	06:00-07:00	
		MPH											
< 10	0.3%	#DIV/0!	0.3%	0.3%	0.0%	0.0%	0.0%	0.8%	0.0%	1.7%	#DIV/0!	#DIV/0!	
10-14	1.4%	#DIV/0!	1.3%	1.4%	1.7%	0.0%	2.7%	2.4%	1.9%	0.0%	#DIV/0!	#DIV/0!	
15-19	1.4%	#DIV/0!	0.5%	0.3%	2.5%	1.7%	2.7%	2.4%	0.0%	3.4%	#DIV/0!	#DIV/0!	
20-24	1.3%	#DIV/0!	0.5%	1.0%	0.8%	1.7%	0.7%	2.4%	2.8%	2.5%	#DIV/0!	#DIV/0!	
25-29	1.4%	#DIV/0!	0.0%	1.4%	2.5%	0.0%	2.0%	0.8%	3.7%	4.2%	#DIV/0!	#DIV/0!	
30-34	2.7%	#DIV/0!	2.9%	1.7%	1.7%	0.6%	3.4%	4.7%	3.7%	5.9%	#DIV/0!	#DIV/0!	
35-39	6.6%	#DIV/0!	6.3%	7.5%	7.1%	3.4%	8.1%	5.5%	5.6%	9.2%	#DIV/0!	#DIV/0!	
40-44	13.2%	#DIV/0!	13.2%	13.3%	17.9%	9.1%	12.8%	11.8%	12.0%	12.6%	#DIV/0!	#DIV/0!	
45-49	11.3%	#DIV/0!	12.2%	11.6%	11.3%	4.6%	12.8%	14.2%	13.9%	10.1%	#DIV/0!	#DIV/0!	
50-54	18.8%	#DIV/0!	18.5%	16.0%	20.8%	18.9%	14.1%	19.7%	29.6%	17.6%	#DIV/0!	#DIV/0!	
55-59	16.2%	#DIV/0!	16.4%	18.7%	15.8%	20.6%	14.1%	14.2%	10.2%	14.3%	#DIV/0!	#DIV/0!	
60-64	12.8%	#DIV/0!	13.8%	14.6%	9.2%	17.1%	15.4%	11.0%	7.4%	9.2%	#DIV/0!	#DIV/0!	
65-69	6.9%	#DIV/0!	7.7%	8.2%	3.8%	10.9%	4.7%	5.5%	6.5%	5.9%	#DIV/0!	#DIV/0!	
70-74	3.4%	#DIV/0!	4.5%	3.1%	2.5%	6.9%	1.3%	3.9%	1.9%	0.8%	#DIV/0!	#DIV/0!	
>=75	2.3%	#DIV/0!	1.9%	1.0%	2.5%	4.6%	5.4%	0.8%	0.9%	2.5%	#DIV/0!	#DIV/0!	
Total # of vehicles	1590	0	378	294	240	175	149	127	108	119	0	0	
Average speed	51.4	#DIV/0!	52.4	52.2	49.7	56.5	50.7	49.3	49.0	47.4	#DIV/0!	#DIV/0!	
St. Dev.	12.9	#DIV/0!	11.7	12.0	12.9	12.5	14.5	13.8	12.0	14.3	#DIV/0!	#DIV/0!	
85th percentile	63.1	#NUM!	63.1	64.4	60.8	67.0	64.1	61.8	61.8	61.8	#NUM!	#NUM!	
Min	5.0	0.0	9.9	5.8	11.0	16.2	13.1	9.7	11.0	5.0	0.0	0.0	
Max	95.6	0.0	78.7	80.0	90.4	95.6	85.2	81.3	74.8	77.4	0.0	0.0	
Range	90.6	0.0	68.8	74.1	79.4	79.4	72.1	71.5	63.8	72.4	0.0	0.0	

		Hour											
Vehicle Speed (0-25 FT Vehicles)	Total	20:00-21:00	21:00-22:00	22:00-23:00	23:00-00:00	00:00-01:00	01:00-02:00	02:00-03:00	03:00-04:00	04:00-05:00	05:00-06:00	06:00-07:00	
		MPH											
< 10	0.3%	#DIV/0!	0.4%	0.0%	0.0%	0.0%	0.0%	1.4%	0.0%	2.0%	#DIV/0!	#DIV/0!	
10-14	2.2%	#DIV/0!	2.1%	2.2%	3.0%	0.0%	4.9%	4.3%	0.0%	0.0%	#DIV/0!	#DIV/0!	
15-19	2.5%	#DIV/0!	0.8%	0.6%	4.4%	2.6%	4.9%	4.3%	0.0%	8.0%	#DIV/0!	#DIV/0!	
20-24	1.4%	#DIV/0!	0.8%	1.1%	0.7%	2.6%	1.2%	4.3%	2.6%	0.0%	#DIV/0!	#DIV/0!	
25-29	0.3%	#DIV/0!	0.0%	1.1%	0.0%	0.0%	0.0%	0.0%	0.0%	2.0%	#DIV/0!	#DIV/0!	
30-34	1.2%	#DIV/0!	0.4%	1.7%	2.2%	0.9%	1.2%	0.0%	0.0%	4.0%	#DIV/0!	#DIV/0!	
35-39	3.2%	#DIV/0!	2.5%	3.4%	3.0%	0.9%	6.2%	4.3%	2.6%	6.0%	#DIV/0!	#DIV/0!	
40-44	6.4%	#DIV/0!	5.9%	6.7%	11.9%	4.3%	3.7%	5.8%	5.1%	4.0%	#DIV/0!	#DIV/0!	
45-49	6.9%	#DIV/0!	8.1%	4.5%	8.1%	4.3%	8.6%	10.1%	7.7%	4.0%	#DIV/0!	#DIV/0!	
50-54	14.5%	#DIV/0!	17.8%	13.5%	16.3%	12.0%	4.9%	11.6%	25.6%	14.0%	#DIV/0!	#DIV/0!	
55-59	20.7%	#DIV/0!	21.2%	24.2%	21.5%	17.9%	19.8%	20.3%	12.8%	18.0%	#DIV/0!	#DIV/0!	
60-64	20.1%	#DIV/0!	19.1%	23.6%	13.3%	23.9%	25.9%	15.9%	17.9%	20.0%	#DIV/0!	#DIV/0!	
65-69	10.8%	#DIV/0!	11.4%	11.8%	6.7%	14.5%	6.2%	8.7%	17.9%	12.0%	#DIV/0!	#DIV/0!	
70-74	5.6%	#DIV/0!	6.8%	3.9%	4.4%	10.3%	2.5%	7.2%	5.1%	2.0%	#DIV/0!	#DIV/0!	
>=75	3.8%	#DIV/0!	2.5%	1.7%	4.4%	6.0%	9.9%	1.4%	2.6%	4.0%	#DIV/0!	#DIV/0!	
Total # of vehicles	905	0	236	178	135	117	81	69	39	50	0	0	
Average speed	54.9	#DIV/0!	55.6	55.6	52.6	58.9	54.3	50.9	56.7	51.2	#DIV/0!	#DIV/0!	
St. Dev.	14.1	#DIV/0!	12.3	12.3	15.0	13.4	17.3	17.0	10.7	16.6	#DIV/0!	#DIV/0!	
85th percentile	67.0	#NUM!	67.0	65.7	64.4	70.5	67.8	65.7	68.1	65.4	#NUM!	#NUM!	
Min	5.0	0.0	9.9	12.0	11.0	16.2	13.1	9.7	22.8	5.0	0.0	0.0	
Max	95.6	0.0	78.7	80.0	90.4	95.6	85.2	81.3	74.8	77.4	0.0	0.0	
Range	90.6	0.0	68.8	68.0	79.4	79.4	72.1	71.5	52.0	72.4	0.0	0.0	

Vehicle Speed (25-50 FT Vehicles)	Hour											
	Total	20:00-21:00	21:00-22:00	22:00-23:00	23:00-00:00	00:00-01:00	01:00-02:00	02:00-03:00	03:00-04:00	04:00-05:00	05:00-06:00	06:00-07:00
MPH												
< 10	0.5%	#DIV/0!	0.0%	1.3%	0.0%	0.0%	0.0%	0.0%	0.0%	3.0%	#DIV/0!	#DIV/0!
10-14	0.5%	#DIV/0!	0.0%	0.0%	0.0%	0.0%	0.0%	0.0%	5.9%	0.0%	#DIV/0!	#DIV/0!
15-19	0.0%	#DIV/0!	0.0%	0.0%	0.0%	0.0%	0.0%	0.0%	0.0%	0.0%	#DIV/0!	#DIV/0!
20-24	1.0%	#DIV/0!	0.0%	1.3%	1.6%	0.0%	0.0%	0.0%	2.9%	3.0%	#DIV/0!	#DIV/0!
25-29	1.5%	#DIV/0!	0.0%	0.0%	4.9%	0.0%	2.6%	2.9%	2.9%	0.0%	#DIV/0!	#DIV/0!
30-34	4.0%	#DIV/0!	5.7%	1.3%	1.6%	0.0%	2.6%	8.6%	8.8%	6.1%	#DIV/0!	#DIV/0!
35-39	9.9%	#DIV/0!	6.8%	15.6%	18.0%	7.9%	10.3%	0.0%	5.9%	6.1%	#DIV/0!	#DIV/0!
40-44	23.0%	#DIV/0!	33.0%	22.1%	19.7%	18.4%	25.6%	20.0%	17.6%	15.2%	#DIV/0!	#DIV/0!
45-49	17.5%	#DIV/0!	18.2%	26.0%	14.8%	7.9%	17.9%	17.1%	11.8%	18.2%	#DIV/0!	#DIV/0!
50-54	24.7%	#DIV/0!	20.5%	13.0%	27.9%	34.2%	25.6%	37.1%	29.4%	27.3%	#DIV/0!	#DIV/0!
55-59	10.6%	#DIV/0!	6.8%	11.7%	8.2%	21.1%	7.7%	11.4%	11.8%	12.1%	#DIV/0!	#DIV/0!
60-64	3.5%	#DIV/0!	4.5%	1.3%	3.3%	5.3%	5.1%	2.9%	2.9%	3.0%	#DIV/0!	#DIV/0!
65-69	2.2%	#DIV/0!	2.3%	3.9%	0.0%	5.3%	2.6%	0.0%	0.0%	3.0%	#DIV/0!	#DIV/0!
70-74	0.7%	#DIV/0!	1.1%	2.6%	0.0%	0.0%	0.0%	0.0%	0.0%	0.0%	#DIV/0!	#DIV/0!
>=75	0.5%	#DIV/0!	1.1%	0.0%	0.0%	0.0%	0.0%	0.0%	0.0%	3.0%	#DIV/0!	#DIV/0!
Total # of vehicle	405	0	88	77	61	38	39	35	34	33	0	0
Average speed	47.5	#DIV/0!	47.9	47.4	45.5	51.7	47.8	48.1	44.0	47.8	#DIV/0!	#DIV/0!
St. Dev.	9.5	#DIV/0!	8.5	10.0	8.8	7.5	8.0	7.4	12.5	12.7	#DIV/0!	#DIV/0!
85th percentile	55.3	#NUM!	55.2	56.6	54.0	58.4	54.4	54.0	54.0	55.5	#NUM!	#NUM!
Min	5.8	0.0	31.9	5.8	20.2	38.4	28.0	26.7	11.0	7.1	0.0	0.0
Max	77.4	0.0	77.4	70.9	64.4	68.3	68.3	61.8	64.4	76.1	0.0	0.0
Range	71.5	0.0	45.5	65.0	44.2	29.9	40.3	35.1	53.4	68.9	0.0	0.0

Vehicle Speed (50-75 FT Vehicles)	Hour											
	Total	20:00-21:00	21:00-22:00	22:00-23:00	23:00-00:00	00:00-01:00	01:00-02:00	02:00-03:00	03:00-04:00	04:00-05:00	05:00-06:00	06:00-07:00
MPH												
< 10	0.0%	#DIV/0!	0.0%	0.0%	0.0%	0.0%	0.0%	0.0%	0.0%	0.0%	#DIV/0!	#DIV/0!
10-14	0.0%	#DIV/0!	0.0%	0.0%	0.0%	0.0%	0.0%	0.0%	0.0%	0.0%	#DIV/0!	#DIV/0!
15-19	0.0%	#DIV/0!	0.0%	0.0%	0.0%	0.0%	0.0%	0.0%	0.0%	0.0%	#DIV/0!	#DIV/0!
20-24	1.2%	#DIV/0!	0.0%	0.0%	0.0%	0.0%	0.0%	0.0%	3.6%	6.9%	#DIV/0!	#DIV/0!
25-29	5.6%	#DIV/0!	0.0%	5.7%	7.3%	0.0%	7.1%	0.0%	10.7%	13.8%	#DIV/0!	#DIV/0!
30-34	6.4%	#DIV/0!	9.6%	2.9%	0.0%	0.0%	10.7%	15.0%	3.6%	10.3%	#DIV/0!	#DIV/0!
35-39	12.8%	#DIV/0!	23.1%	11.4%	4.9%	11.8%	10.7%	20.0%	7.1%	10.3%	#DIV/0!	#DIV/0!
40-44	21.6%	#DIV/0!	13.5%	25.7%	34.1%	17.6%	21.4%	20.0%	14.3%	24.1%	#DIV/0!	#DIV/0!
45-49	15.2%	#DIV/0!	19.2%	17.1%	14.6%	0.0%	14.3%	20.0%	17.9%	10.3%	#DIV/0!	#DIV/0!
50-54	24.8%	#DIV/0!	19.2%	34.3%	24.4%	29.4%	25.0%	20.0%	35.7%	13.8%	#DIV/0!	#DIV/0!
55-59	9.6%	#DIV/0!	11.5%	2.9%	9.8%	35.3%	7.1%	0.0%	7.1%	10.3%	#DIV/0!	#DIV/0!
60-64	2.0%	#DIV/0!	3.8%	0.0%	4.9%	0.0%	0.0%	5.0%	0.0%	0.0%	#DIV/0!	#DIV/0!
65-69	0.4%	#DIV/0!	0.0%	0.0%	0.0%	0.0%	3.6%	0.0%	0.0%	0.0%	#DIV/0!	#DIV/0!
70-74	0.0%	#DIV/0!	0.0%	0.0%	0.0%	0.0%	0.0%	0.0%	0.0%	0.0%	#DIV/0!	#DIV/0!
>=75	0.4%	#DIV/0!	0.0%	0.0%	0.0%	5.9%	0.0%	0.0%	0.0%	0.0%	#DIV/0!	#DIV/0!
Total # of vehicle	250	0	52	35	41	17	28	20	28	29	0	0
Average speed	45.4	#DIV/0!	45.9	45.4	46.5	52.5	44.5	44.3	45.0	41.1	#DIV/0!	#DIV/0!
St. Dev.	9.1	#DIV/0!	8.3	7.4	7.9	11.8	9.3	7.8	9.2	11.0	#DIV/0!	#DIV/0!
85th percentile	54.0	#NUM!	54.4	52.5	52.7	57.3	52.7	50.3	52.6	53.7	#NUM!	#NUM!
Min	21.5	0.0	34.5	25.4	26.7	38.4	26.7	31.9	22.8	21.5	0.0	0.0
Max	90.4	0.0	64.4	57.9	61.8	90.4	67.0	64.4	56.6	59.2	0.0	0.0
Range	68.9	0.0	29.9	32.5	35.1	52.0	40.3	32.5	33.8	37.7	0.0	0.0

Vehicle Speed (+75 FT Vehicles)	Hour											
	Total	20:00-21:00	21:00-22:00	22:00-23:00	23:00-00:00	00:00-01:00	01:00-02:00	02:00-03:00	03:00-04:00	04:00-05:00	05:00-06:00	06:00-07:00
MPH												
< 10	0.0%	#DIV/0!	0.0%	0.0%	0.0%	0.0%	0.0%	0.0%	0.0%	0.0%	#DIV/0!	#DIV/0!
10-14	0.0%	#DIV/0!	0.0%	0.0%	0.0%	0.0%	0.0%	0.0%	0.0%	0.0%	#DIV/0!	#DIV/0!
15-19	0.0%	#DIV/0!	0.0%	0.0%	0.0%	0.0%	0.0%	0.0%	0.0%	0.0%	#DIV/0!	#DIV/0!
20-24	0.0%	#DIV/0!	0.0%	0.0%	0.0%	0.0%	0.0%	0.0%	0.0%	0.0%	#DIV/0!	#DIV/0!
25-29	0.0%	#DIV/0!	0.0%	0.0%	0.0%	0.0%	0.0%	0.0%	0.0%	0.0%	#DIV/0!	#DIV/0!
30-34	0.0%	#DIV/0!	0.0%	0.0%	0.0%	0.0%	0.0%	0.0%	0.0%	0.0%	#DIV/0!	#DIV/0!
35-39	13.3%	#DIV/0!	0.0%	0.0%	0.0%	0.0%	0.0%	0.0%	14.3%	42.9%	#DIV/0!	#DIV/0!
40-44	16.7%	#DIV/0!	0.0%	25.0%	33.3%	33.3%	0.0%	0.0%	14.3%	14.3%	#DIV/0!	#DIV/0!
45-49	26.7%	#DIV/0!	50.0%	0.0%	33.3%	0.0%	100.0%	33.3%	42.9%	14.3%	#DIV/0!	#DIV/0!
50-54	20.0%	#DIV/0!	0.0%	25.0%	33.3%	33.3%	0.0%	0.0%	28.6%	14.3%	#DIV/0!	#DIV/0!
55-59	13.3%	#DIV/0!	0.0%	50.0%	0.0%	33.3%	0.0%	0.0%	0.0%	14.3%	#DIV/0!	#DIV/0!
60-64	6.7%	#DIV/0!	50.0%	0.0%	0.0%	0.0%	0.0%	33.3%	0.0%	0.0%	#DIV/0!	#DIV/0!
65-69	3.3%	#DIV/0!	0.0%	0.0%	0.0%	0.0%	0.0%	33.3%	0.0%	0.0%	#DIV/0!	#DIV/0!
70-74	0.0%	#DIV/0!	0.0%	0.0%	0.0%	0.0%	0.0%	0.0%	0.0%	0.0%	#DIV/0!	#DIV/0!
>=75	0.0%	#DIV/0!	0.0%	0.0%	0.0%	0.0%	0.0%	0.0%	0.0%	0.0%	#DIV/0!	#DIV/0!
Total # of vehicle	30	0	2	4	3	3	1	3	7	7	0	0
Average speed	49.7	#DIV/0!	56.6	52.7	47.5	50.9	47.5	59.2	47.6	44.9	#DIV/0!	#DIV/0!
St. Dev.	7.6	#DIV/0!	11.0	5.9	3.4	8.8	#DIV/0!	9.8	4.6	7.3	#DIV/0!	#DIV/0!
85th percentile	57.4	#NUM!	62.0	57.3	49.7	56.7	47.5	65.9	51.6	50.7	#NUM!	#NUM!
Min	35.8	0.0	48.8	44.9	43.6	41.0	47.5	48.8	39.7	35.8	0.0	0.0
Max	68.3	0.0	64.4	57.9	50.1	57.9	47.5	68.3	54.0	56.6	0.0	0.0
Range	32.5	0.0	15.6	13.0	6.5	16.9	0.0	19.5	14.3	20.8	0.0	0.0



Day 4 End of Taper

		Hour										
Vehicle Speed (all vehicles)	Total	20:00-21:00	21:00-22:00	22:00-23:00	23:00-00:00	00:00-01:00	01:00-02:00	02:00-03:00	03:00-04:00	04:00-05:00	05:00-06:00	06:00-07:00
		MPH										
< 10	0.1%	#DIV/0!	0.0%	0.0%	0.5%	0.0%	0.0%	0.0%	0.0%	0.0%	#DIV/0!	#DIV/0!
10-14	0.2%	#DIV/0!	0.0%	0.0%	1.4%	0.0%	0.0%	0.0%	0.0%	0.0%	#DIV/0!	#DIV/0!
15-19	0.3%	#DIV/0!	0.0%	0.4%	0.5%	0.0%	0.0%	0.0%	1.8%	0.8%	#DIV/0!	#DIV/0!
20-24	1.0%	#DIV/0!	0.0%	0.4%	0.5%	0.0%	0.0%	0.0%	4.5%	5.7%	#DIV/0!	#DIV/0!
25-29	1.9%	#DIV/0!	1.7%	2.4%	2.4%	0.0%	0.0%	0.0%	2.7%	6.5%	#DIV/0!	#DIV/0!
30-34	4.5%	#DIV/0!	4.2%	5.1%	3.9%	3.0%	6.0%	2.5%	2.7%	8.9%	#DIV/0!	#DIV/0!
35-39	8.3%	#DIV/0!	11.3%	9.4%	5.8%	4.2%	5.2%	8.5%	9.9%	8.9%	#DIV/0!	#DIV/0!
40-44	15.9%	#DIV/0!	16.4%	15.7%	14.0%	13.3%	20.9%	16.1%	14.4%	17.1%	#DIV/0!	#DIV/0!
45-49	14.9%	#DIV/0!	16.4%	13.4%	19.8%	15.7%	10.4%	11.9%	15.3%	12.2%	#DIV/0!	#DIV/0!
50-54	15.4%	#DIV/0!	14.1%	13.8%	17.9%	18.7%	14.2%	14.4%	20.7%	11.4%	#DIV/0!	#DIV/0!
55-59	15.5%	#DIV/0!	15.5%	17.3%	15.0%	15.7%	17.2%	21.2%	10.8%	8.9%	#DIV/0!	#DIV/0!
60-64	9.2%	#DIV/0!	9.0%	12.2%	6.3%	8.4%	11.2%	11.9%	6.3%	7.3%	#DIV/0!	#DIV/0!
65-69	5.7%	#DIV/0!	5.6%	5.1%	3.9%	9.6%	6.7%	5.1%	5.4%	4.1%	#DIV/0!	#DIV/0!
70-74	3.6%	#DIV/0!	3.7%	2.8%	3.4%	5.4%	5.2%	4.2%	0.9%	3.3%	#DIV/0!	#DIV/0!
>=75	3.5%	#DIV/0!	2.0%	2.0%	4.8%	6.0%	3.0%	4.2%	4.5%	4.9%	#DIV/0!	#DIV/0!
Total # of vehicles	1467	0	354	254	207	166	134	118	111	123	0	0
Average speed	51.0	#DIV/0!	50.6	50.4	50.8	54.5	53.0	53.2	49.0	46.9	#DIV/0!	#DIV/0!
St. Dev.	12.0	#DIV/0!	10.9	11.2	13.2	10.9	12.1	10.7	13.0	14.3	#DIV/0!	#DIV/0!
85th percentile	63.2	#NUM!	62.0	61.5	62.0	66.6	64.4	64.3	60.9	62.0	#NUM!	#NUM!
Min	9.4	0.0	26.5	18.5	9.4	31.1	31.1	32.3	15.1	16.2	0.0	0.0
Max	93.0	0.0	88.4	84.9	91.8	90.7	93.0	78.1	80.4	87.2	0.0	0.0
Range	83.6	0.0	61.8	66.4	82.4	59.5	61.8	45.8	65.3	71.0	0.0	0.0

		Hour										
Vehicle Speed (0-25 FT Vehicles)	Total	20:00-21:00	21:00-22:00	22:00-23:00	23:00-00:00	00:00-01:00	01:00-02:00	02:00-03:00	03:00-04:00	04:00-05:00	05:00-06:00	06:00-07:00
		MPH										
< 10	0.1%	#DIV/0!	0.0%	0.0%	0.8%	0.0%	0.0%	0.0%	0.0%	0.0%	#DIV/0!	#DIV/0!
10-14	0.2%	#DIV/0!	0.0%	0.0%	1.7%	0.0%	0.0%	0.0%	0.0%	0.0%	#DIV/0!	#DIV/0!
15-19	0.2%	#DIV/0!	0.0%	0.0%	0.8%	0.0%	0.0%	0.0%	2.1%	0.0%	#DIV/0!	#DIV/0!
20-24	0.4%	#DIV/0!	0.0%	0.0%	0.8%	0.0%	0.0%	0.0%	2.1%	1.6%	#DIV/0!	#DIV/0!
25-29	0.7%	#DIV/0!	0.0%	0.7%	0.8%	0.0%	0.0%	0.0%	4.2%	3.2%	#DIV/0!	#DIV/0!
30-34	3.3%	#DIV/0!	2.7%	3.4%	3.3%	1.8%	3.9%	1.6%	2.1%	9.7%	#DIV/0!	#DIV/0!
35-39	6.5%	#DIV/0!	10.0%	6.7%	3.3%	4.4%	3.9%	3.2%	10.4%	6.5%	#DIV/0!	#DIV/0!
40-44	12.0%	#DIV/0!	12.3%	16.1%	7.4%	8.8%	14.3%	9.7%	16.7%	11.3%	#DIV/0!	#DIV/0!
45-49	14.1%	#DIV/0!	16.4%	9.4%	22.3%	12.4%	6.5%	11.3%	14.6%	16.1%	#DIV/0!	#DIV/0!
50-54	15.5%	#DIV/0!	15.9%	14.8%	15.7%	16.8%	15.6%	21.0%	10.4%	11.3%	#DIV/0!	#DIV/0!
55-59	18.0%	#DIV/0!	15.9%	23.5%	17.4%	19.5%	18.2%	24.2%	12.5%	8.1%	#DIV/0!	#DIV/0!
60-64	11.4%	#DIV/0!	12.3%	14.1%	9.1%	8.0%	15.6%	12.9%	6.3%	9.7%	#DIV/0!	#DIV/0!
65-69	7.6%	#DIV/0!	7.3%	6.0%	5.8%	12.4%	9.1%	4.8%	8.3%	8.1%	#DIV/0!	#DIV/0!
70-74	5.2%	#DIV/0!	4.5%	3.4%	4.1%	8.0%	9.1%	6.5%	2.1%	4.8%	#DIV/0!	#DIV/0!
>=75	4.9%	#DIV/0!	2.7%	2.0%	6.6%	8.0%	3.9%	4.8%	8.3%	9.7%	#DIV/0!	#DIV/0!
Total # of vehicles	852	0	220	149	121	113	77	62	48	62	0	0
Average speed	53.8	#DIV/0!	52.9	53.1	53.1	56.7	56.6	55.8	51.0	51.9	#DIV/0!	#DIV/0!
St. Dev.	12.0	#DIV/0!	10.8	10.3	14.2	10.8	12.5	9.9	14.7	14.3	#DIV/0!	#DIV/0!
85th percentile	65.5	#NUM!	64.3	63.2	65.5	68.5	68.4	66.3	67.7	67.8	#NUM!	#NUM!
Min	9.4	0.0	31.1	30.0	9.4	31.1	32.3	32.3	15.1	20.8	0.0	0.0
Max	93.0	0.0	88.4	84.9	91.8	80.4	93.0	78.1	80.4	87.2	0.0	0.0
Range	83.6	0.0	57.2	55.0	82.4	49.2	60.7	45.8	65.3	66.4	0.0	0.0

Vehicle Speed (25-50 FT Vehicles)	Hour											
	Total	20:00-21:00	21:00-22:00	22:00-23:00	23:00-00:00	00:00-01:00	01:00-02:00	02:00-03:00	03:00-04:00	04:00-05:00	05:00-06:00	06:00-07:00
MPH												
< 10	0.0%	#DIV/0!	0.0%	0.0%	0.0%	0.0%	0.0%	0.0%	0.0%	0.0%	#DIV/0!	#DIV/0!
10-14	0.3%	#DIV/0!	0.0%	0.0%	1.9%	0.0%	0.0%	0.0%	0.0%	0.0%	#DIV/0!	#DIV/0!
15-19	0.8%	#DIV/0!	0.0%	1.4%	0.0%	0.0%	0.0%	0.0%	3.1%	2.9%	#DIV/0!	#DIV/0!
20-24	1.3%	#DIV/0!	0.0%	1.4%	0.0%	0.0%	0.0%	0.0%	6.3%	5.7%	#DIV/0!	#DIV/0!
25-29	3.3%	#DIV/0!	4.1%	4.1%	3.8%	0.0%	0.0%	0.0%	3.1%	8.6%	#DIV/0!	#DIV/0!
30-34	6.0%	#DIV/0!	6.2%	6.8%	5.7%	7.7%	2.9%	2.9%	6.3%	8.6%	#DIV/0!	#DIV/0!
35-39	10.3%	#DIV/0!	14.4%	11.0%	9.4%	5.1%	8.8%	14.3%	6.3%	5.7%	#DIV/0!	#DIV/0!
40-44	20.1%	#DIV/0!	20.6%	15.1%	18.9%	23.1%	23.5%	25.7%	18.8%	20.0%	#DIV/0!	#DIV/0!
45-49	16.1%	#DIV/0!	16.5%	20.5%	13.2%	23.1%	17.6%	11.4%	12.5%	8.6%	#DIV/0!	#DIV/0!
50-54	15.1%	#DIV/0!	11.3%	9.6%	22.6%	23.1%	14.7%	5.7%	25.0%	17.1%	#DIV/0!	#DIV/0!
55-59	14.1%	#DIV/0!	16.5%	9.6%	13.2%	7.7%	20.6%	20.0%	9.4%	17.1%	#DIV/0!	#DIV/0!
60-64	6.3%	#DIV/0!	4.1%	13.7%	3.8%	7.7%	2.9%	5.7%	3.1%	5.7%	#DIV/0!	#DIV/0!
65-69	3.3%	#DIV/0!	3.1%	4.1%	1.9%	0.0%	5.9%	5.7%	6.3%	0.0%	#DIV/0!	#DIV/0!
70-74	1.3%	#DIV/0!	2.1%	1.4%	1.9%	0.0%	0.0%	2.9%	0.0%	0.0%	#DIV/0!	#DIV/0!
>=75	2.0%	#DIV/0!	1.0%	1.4%	3.8%	2.6%	2.9%	5.7%	0.0%	0.0%	#DIV/0!	#DIV/0!
Total # of vehicle	398	0	97	73	53	39	34	35	32	35	0	0
Average speed	47.8	#DIV/0!	47.3	47.4	48.6	48.9	50.5	50.2	46.1	44.6	#DIV/0!	#DIV/0!
St. Dev.	11.1	#DIV/0!	10.1	11.7	12.1	10.1	9.5	11.2	12.1	12.4	#DIV/0!	#DIV/0!
85th percentile	58.6	#NUM!	57.5	60.9	57.7	55.9	57.5	61.0	55.6	57.3	#NUM!	#NUM!
Min	12.8	0.0	26.5	18.5	12.8	33.4	31.1	34.6	17.4	16.2	0.0	0.0
Max	90.7	0.0	74.6	74.6	82.6	90.7	79.2	76.9	67.8	64.3	0.0	0.0
Range	77.9	0.0	48.1	56.1	69.8	57.2	48.1	42.4	50.4	48.1	0.0	0.0

Vehicle Speed (50-75 FT Vehicles)	Hour											
	Total	20:00-21:00	21:00-22:00	22:00-23:00	23:00-00:00	00:00-01:00	01:00-02:00	02:00-03:00	03:00-04:00	04:00-05:00	05:00-06:00	06:00-07:00
MPH												
< 10	0.0%	#DIV/0!	0.0%	0.0%	0.0%	0.0%	0.0%	0.0%	0.0%	0.0%	#DIV/0!	#DIV/0!
10-14	0.0%	#DIV/0!	0.0%	0.0%	0.0%	0.0%	0.0%	0.0%	0.0%	0.0%	#DIV/0!	#DIV/0!
15-19	0.0%	#DIV/0!	0.0%	0.0%	0.0%	0.0%	0.0%	0.0%	0.0%	0.0%	#DIV/0!	#DIV/0!
20-24	3.4%	#DIV/0!	0.0%	0.0%	0.0%	0.0%	0.0%	0.0%	8.7%	21.1%	#DIV/0!	#DIV/0!
25-29	4.6%	#DIV/0!	6.3%	7.7%	7.1%	0.0%	0.0%	0.0%	0.0%	10.5%	#DIV/0!	#DIV/0!
30-34	8.0%	#DIV/0!	9.4%	11.5%	3.6%	0.0%	18.2%	7.1%	0.0%	10.5%	#DIV/0!	#DIV/0!
35-39	11.5%	#DIV/0!	12.5%	11.5%	7.1%	0.0%	4.5%	21.4%	13.0%	21.1%	#DIV/0!	#DIV/0!
40-44	24.1%	#DIV/0!	28.1%	19.2%	32.1%	20.0%	40.9%	21.4%	4.3%	21.1%	#DIV/0!	#DIV/0!
45-49	17.8%	#DIV/0!	15.6%	19.2%	25.0%	20.0%	13.6%	14.3%	26.1%	5.3%	#DIV/0!	#DIV/0!
50-54	15.5%	#DIV/0!	12.5%	23.1%	14.3%	30.0%	9.1%	14.3%	21.7%	5.3%	#DIV/0!	#DIV/0!
55-59	8.0%	#DIV/0!	12.5%	3.8%	10.7%	0.0%	9.1%	7.1%	13.0%	0.0%	#DIV/0!	#DIV/0!
60-64	4.6%	#DIV/0!	0.0%	0.0%	0.0%	20.0%	4.5%	14.3%	8.7%	5.3%	#DIV/0!	#DIV/0!
65-69	1.7%	#DIV/0!	3.1%	3.8%	0.0%	10.0%	0.0%	0.0%	0.0%	0.0%	#DIV/0!	#DIV/0!
70-74	0.0%	#DIV/0!	0.0%	0.0%	0.0%	0.0%	0.0%	0.0%	0.0%	0.0%	#DIV/0!	#DIV/0!
>=75	0.6%	#DIV/0!	0.0%	0.0%	0.0%	0.0%	0.0%	0.0%	4.3%	0.0%	#DIV/0!	#DIV/0!
Total # of vehicle	174	0	32	26	28	10	22	14	23	19	0	0
Average speed	44.7	#DIV/0!	44.6	43.8	44.9	53.2	44.0	46.9	48.7	36.0	#DIV/0!	#DIV/0!
St. Dev.	10.1	#DIV/0!	9.0	9.6	7.7	8.3	8.7	9.8	11.9	11.0	#DIV/0!	#DIV/0!
85th percentile	54.1	#NUM!	54.4	52.9	52.8	63.5	50.6	55.6	56.0	44.4	#NUM!	#NUM!
Min	20.8	0.0	30.0	26.5	27.7	42.6	31.1	34.6	20.8	20.8	0.0	0.0
Max	76.9	0.0	65.5	65.5	57.5	66.6	64.3	64.3	76.9	60.9	0.0	0.0
Range	56.1	0.0	35.5	38.9	29.8	24.0	33.2	29.8	56.1	40.1	0.0	0.0

Vehicle Speed (+75 FT Vehicles)	Hour											
	Total	20:00-21:00	21:00-22:00	22:00-23:00	23:00-00:00	00:00-01:00	01:00-02:00	02:00-03:00	03:00-04:00	04:00-05:00	05:00-06:00	06:00-07:00
MPH												
< 10	0.0%	#DIV/0!	0.0%	0.0%	0.0%	0.0%	0.0%	0.0%	0.0%	0.0%	#DIV/0!	#DIV/0!
10-14	0.0%	#DIV/0!	0.0%	0.0%	0.0%	0.0%	0.0%	0.0%	0.0%	0.0%	#DIV/0!	#DIV/0!
15-19	0.0%	#DIV/0!	0.0%	0.0%	0.0%	0.0%	0.0%	0.0%	0.0%	0.0%	#DIV/0!	#DIV/0!
20-24	0.0%	#DIV/0!	0.0%	0.0%	0.0%	0.0%	0.0%	0.0%	0.0%	0.0%	#DIV/0!	#DIV/0!
25-29	2.3%	#DIV/0!	0.0%	0.0%	0.0%	0.0%	0.0%	0.0%	0.0%	14.3%	#DIV/0!	#DIV/0!
30-34	0.0%	#DIV/0!	0.0%	0.0%	0.0%	0.0%	0.0%	0.0%	0.0%	0.0%	#DIV/0!	#DIV/0!
35-39	14.0%	#DIV/0!	0.0%	50.0%	20.0%	0.0%	0.0%	0.0%	12.5%	14.3%	#DIV/0!	#DIV/0!
40-44	20.9%	#DIV/0!	40.0%	0.0%	20.0%	25.0%	0.0%	14.3%	12.5%	42.9%	#DIV/0!	#DIV/0!
45-49	9.3%	#DIV/0!	20.0%	0.0%	0.0%	25.0%	0.0%	14.3%	0.0%	14.3%	#DIV/0!	#DIV/0!
50-54	16.3%	#DIV/0!	0.0%	0.0%	40.0%	0.0%	0.0%	0.0%	62.5%	0.0%	#DIV/0!	#DIV/0!
55-59	9.3%	#DIV/0!	0.0%	16.7%	0.0%	25.0%	0.0%	28.6%	0.0%	0.0%	#DIV/0!	#DIV/0!
60-64	11.6%	#DIV/0!	20.0%	0.0%	0.0%	0.0%	100.0%	28.6%	12.5%	0.0%	#DIV/0!	#DIV/0!
65-69	4.7%	#DIV/0!	0.0%	0.0%	0.0%	25.0%	0.0%	14.3%	0.0%	0.0%	#DIV/0!	#DIV/0!
70-74	9.3%	#DIV/0!	20.0%	16.7%	20.0%	0.0%	0.0%	0.0%	0.0%	14.3%	#DIV/0!	#DIV/0!
>=75	2.3%	#DIV/0!	0.0%	16.7%	0.0%	0.0%	0.0%	0.0%	0.0%	0.0%	#DIV/0!	#DIV/0!
Total # of vehicle	43	0	5	6	5	4	1	7	8	7	0	0
Average speed	51.4	#DIV/0!	54.0	49.4	50.8	53.2	60.9	56.8	49.9	45.5	#DIV/0!	#DIV/0!
St. Dev.	11.2	#DIV/0!	11.9	16.0	12.4	10.1	#DIV/0!	9.4	7.1	13.7	#DIV/0!	#DIV/0!
85th percentile	64.2	#NUM!	65.9	63.6	59.7	61.5	60.9	64.8	54.0	50.8	#NUM!	#NUM!
Min	30.0	0.0	43.7	38.0	36.8	44.9	60.9	41.4	39.1	30.0	0.0	0.0
Max	74.6	0.0	70.1	74.6	70.1	66.6	60.9	68.9	60.9	73.5	0.0	0.0
Range	44.7	0.0	26.3	36.6	33.2	21.8	0.0	27.5	21.8	43.5	0.0	0.0

Day 4 1<sup>st</sup> WZ

		Hour										
Vehicle Speed (all vehicles)	Total	20:00-21:00	21:00-22:00	22:00-23:00	23:00-00:00	00:00-01:00	01:00-02:00	02:00-03:00	03:00-04:00	04:00-05:00	05:00-06:00	06:00-07:00
		MPH										
< 10	1.0%	#DIV/0!	2.7%	0.6%	0.7%	0.0%	0.0%	1.0%	1.3%	0.0%	#DIV/0!	#DIV/0!
10-14	2.8%	#DIV/0!	7.6%	0.6%	2.9%	0.0%	0.0%	1.0%	0.0%	5.4%	#DIV/0!	#DIV/0!
15-19	4.3%	#DIV/0!	9.4%	5.1%	4.3%	3.1%	0.0%	2.0%	0.0%	3.6%	#DIV/0!	#DIV/0!
20-24	6.1%	#DIV/0!	8.5%	11.5%	8.7%	0.8%	0.9%	11.1%	1.3%	0.9%	#DIV/0!	#DIV/0!
25-29	11.3%	#DIV/0!	14.3%	14.7%	18.8%	6.2%	5.7%	11.1%	6.3%	6.3%	#DIV/0!	#DIV/0!
30-34	13.6%	#DIV/0!	13.4%	14.1%	15.9%	10.9%	11.3%	19.2%	15.0%	9.9%	#DIV/0!	#DIV/0!
35-39	20.7%	#DIV/0!	15.6%	20.5%	15.9%	17.1%	32.1%	25.3%	28.8%	20.7%	#DIV/0!	#DIV/0!
40-44	14.3%	#DIV/0!	14.3%	13.5%	10.1%	18.6%	15.1%	12.1%	18.8%	13.5%	#DIV/0!	#DIV/0!
45-49	12.8%	#DIV/0!	8.0%	12.2%	12.3%	22.5%	12.3%	8.1%	15.0%	16.2%	#DIV/0!	#DIV/0!
50-54	6.8%	#DIV/0!	2.7%	5.1%	5.1%	14.0%	10.4%	3.0%	8.8%	9.9%	#DIV/0!	#DIV/0!
55-59	2.3%	#DIV/0!	1.3%	0.0%	4.3%	2.3%	4.7%	0.0%	2.5%	4.5%	#DIV/0!	#DIV/0!
60-64	1.7%	#DIV/0!	0.9%	1.3%	0.0%	1.6%	2.8%	1.0%	1.3%	6.3%	#DIV/0!	#DIV/0!
65-69	1.1%	#DIV/0!	0.9%	0.6%	0.7%	0.8%	1.9%	1.0%	0.0%	2.7%	#DIV/0!	#DIV/0!
70-74	0.3%	#DIV/0!	0.0%	0.0%	0.0%	0.8%	0.9%	0.0%	1.3%	0.0%	#DIV/0!	#DIV/0!
>=75	0.9%	#DIV/0!	0.4%	0.0%	0.0%	1.6%	1.9%	4.0%	0.0%	0.0%	#DIV/0!	#DIV/0!
Total # of vehicles	1043	0	224	156	138	129	106	99	80	111	0	0
Average speed	37.5	#DIV/0!	32.4	35.3	35.3	42.6	42.6	36.8	40.5	41.1	#DIV/0!	#DIV/0!
St. Dev.	12.1	#DIV/0!	12.8	10.6	11.5	10.2	10.1	12.8	9.5	12.8	#DIV/0!	#DIV/0!
85th percentile	49.1	#NUM!	44.5	45.7	47.3	51.4	51.8	46.4	49.1	54.2	#NUM!	#NUM!
Min	0.2	0.0	0.2	8.1	0.2	16.1	24.1	8.1	8.1	10.4	0.0	0.0
Max	80.9	0.0	80.9	66.1	68.4	76.4	75.2	78.7	73.0	67.3	0.0	0.0
Range	80.8	0.0	80.8	58.0	68.3	60.3	51.2	70.5	64.8	56.9	0.0	0.0

		Hour										
Vehicle Speed (0-25 FT Vehicles)	Total	20:00-21:00	21:00-22:00	22:00-23:00	23:00-00:00	00:00-01:00	01:00-02:00	02:00-03:00	03:00-04:00	04:00-05:00	05:00-06:00	06:00-07:00
		MPH										
< 10	1.5%	#DIV/0!	4.2%	1.4%	1.7%	0.0%	0.0%	0.0%	0.0%	0.0%	#DIV/0!	#DIV/0!
10-14	3.0%	#DIV/0!	7.6%	0.0%	3.4%	0.0%	0.0%	0.0%	0.0%	7.9%	#DIV/0!	#DIV/0!
15-19	5.0%	#DIV/0!	11.0%	4.2%	5.2%	4.1%	0.0%	0.0%	0.0%	2.6%	#DIV/0!	#DIV/0!
20-24	6.7%	#DIV/0!	9.3%	12.7%	6.9%	0.0%	2.1%	14.3%	4.3%	0.0%	#DIV/0!	#DIV/0!
25-29	10.4%	#DIV/0!	10.2%	18.3%	12.1%	4.1%	10.6%	11.4%	4.3%	7.9%	#DIV/0!	#DIV/0!
30-34	12.7%	#DIV/0!	12.7%	12.7%	12.1%	11.0%	12.8%	20.0%	13.0%	10.5%	#DIV/0!	#DIV/0!
35-39	18.8%	#DIV/0!	13.6%	9.9%	15.5%	17.8%	34.0%	28.6%	30.4%	23.7%	#DIV/0!	#DIV/0!
40-44	15.1%	#DIV/0!	15.3%	19.7%	13.8%	19.2%	6.4%	14.3%	17.4%	10.5%	#DIV/0!	#DIV/0!
45-49	13.4%	#DIV/0!	11.0%	16.9%	13.8%	21.9%	4.3%	8.6%	8.7%	15.8%	#DIV/0!	#DIV/0!
50-54	6.5%	#DIV/0!	2.5%	2.8%	6.9%	13.7%	12.8%	0.0%	13.0%	5.3%	#DIV/0!	#DIV/0!
55-59	3.7%	#DIV/0!	1.7%	0.0%	6.9%	4.1%	6.4%	0.0%	4.3%	10.5%	#DIV/0!	#DIV/0!
60-64	1.5%	#DIV/0!	0.8%	0.0%	0.0%	2.7%	6.4%	0.0%	0.0%	2.6%	#DIV/0!	#DIV/0!
65-69	1.1%	#DIV/0!	0.0%	1.4%	1.7%	1.4%	2.1%	0.0%	0.0%	2.6%	#DIV/0!	#DIV/0!
70-74	0.2%	#DIV/0!	0.0%	0.0%	0.0%	0.0%	0.0%	0.0%	4.3%	0.0%	#DIV/0!	#DIV/0!
>=75	0.4%	#DIV/0!	0.0%	0.0%	0.0%	0.0%	2.1%	2.9%	0.0%	0.0%	#DIV/0!	#DIV/0!
Total # of vehicles	463	0	118	71	58	73	47	35	23	38	0	0
Average speed	37.4	#DIV/0!	31.9	35.2	37.2	42.9	42.6	36.1	41.6	40.3	#DIV/0!	#DIV/0!
St. Dev.	12.5	#DIV/0!	12.8	10.8	13.2	9.9	12.0	10.8	10.8	13.5	#DIV/0!	#DIV/0!
85th percentile	49.1	#NUM!	45.7	45.7	49.5	52.5	56.1	43.4	50.2	55.3	#NUM!	#NUM!
Min	0.2	0.0	0.2	8.1	0.2	16.1	24.1	20.6	22.9	10.4	0.0	0.0
Max	78.7	0.0	60.5	66.1	68.4	69.6	75.2	78.7	73.0	65.0	0.0	0.0
Range	78.5	0.0	60.3	58.0	68.3	53.5	51.2	58.0	50.1	54.6	0.0	0.0

Vehicle Speed (25-50 FT Vehicles)	Hour											
	Total	20:00-21:00	21:00-22:00	22:00-23:00	23:00-00:00	00:00-01:00	01:00-02:00	02:00-03:00	03:00-04:00	04:00-05:00	05:00-06:00	06:00-07:00
MPH												
< 10	1.2%	#DIV/0!	2.1%	0.0%	0.0%	0.0%	0.0%	3.2%	4.5%	0.0%	#DIV/0!	#DIV/0!
10-14	4.7%	#DIV/0!	14.6%	3.0%	5.0%	0.0%	0.0%	0.0%	0.0%	6.1%	#DIV/0!	#DIV/0!
15-19	3.9%	#DIV/0!	6.3%	9.1%	2.5%	3.8%	0.0%	3.2%	0.0%	3.0%	#DIV/0!	#DIV/0!
20-24	3.9%	#DIV/0!	4.2%	6.1%	7.5%	0.0%	0.0%	9.7%	0.0%	0.0%	#DIV/0!	#DIV/0!
25-29	4.7%	#DIV/0!	6.3%	3.0%	17.5%	0.0%	0.0%	3.2%	0.0%	0.0%	#DIV/0!	#DIV/0!
30-34	11.6%	#DIV/0!	8.3%	15.2%	15.0%	3.8%	12.0%	16.1%	18.2%	6.1%	#DIV/0!	#DIV/0!
35-39	17.8%	#DIV/0!	16.7%	21.2%	15.0%	7.7%	16.0%	32.3%	18.2%	15.2%	#DIV/0!	#DIV/0!
40-44	19.8%	#DIV/0!	25.0%	12.1%	12.5%	30.8%	28.0%	12.9%	27.3%	15.2%	#DIV/0!	#DIV/0!
45-49	17.1%	#DIV/0!	8.3%	12.1%	17.5%	34.6%	20.0%	6.5%	27.3%	21.2%	#DIV/0!	#DIV/0!
50-54	9.7%	#DIV/0!	4.2%	15.2%	5.0%	15.4%	16.0%	6.5%	4.5%	15.2%	#DIV/0!	#DIV/0!
55-59	0.8%	#DIV/0!	0.0%	0.0%	2.5%	0.0%	4.0%	0.0%	0.0%	0.0%	#DIV/0!	#DIV/0!
60-64	2.7%	#DIV/0!	2.1%	3.0%	0.0%	0.0%	0.0%	0.0%	0.0%	15.2%	#DIV/0!	#DIV/0!
65-69	1.2%	#DIV/0!	2.1%	0.0%	0.0%	0.0%	4.0%	0.0%	0.0%	3.0%	#DIV/0!	#DIV/0!
70-74	0.0%	#DIV/0!	0.0%	0.0%	0.0%	0.0%	0.0%	0.0%	0.0%	0.0%	#DIV/0!	#DIV/0!
>=75	1.2%	#DIV/0!	0.0%	0.0%	0.0%	3.8%	0.0%	6.5%	0.0%	0.0%	#DIV/0!	#DIV/0!
Total # of vehicle	258	0	48	33	40	26	25	31	22	33	0	0
Average speed	39.3	#DIV/0!	34.1	37.9	35.8	45.3	44.3	37.8	40.3	44.5	#DIV/0!	#DIV/0!
St. Dev.	12.6	#DIV/0!	14.3	12.4	10.9	9.2	8.1	13.8	9.6	13.2	#DIV/0!	#DIV/0!
85th percentile	50.2	#NUM!	45.6	50.9	47.0	50.2	51.4	47.4	47.8	60.5	#NUM!	#NUM!
Min	7.0	0.0	7.0	11.5	10.4	19.5	33.2	8.1	8.1	11.5	0.0	0.0
Max	76.4	0.0	67.3	60.5	58.2	76.4	65.0	76.4	54.8	66.1	0.0	0.0
Range	69.4	0.0	60.3	48.9	47.8	56.9	31.9	68.3	46.6	54.6	0.0	0.0

Vehicle Speed (50-75 FT Vehicles)	Hour											
	Total	20:00-21:00	21:00-22:00	22:00-23:00	23:00-00:00	00:00-01:00	01:00-02:00	02:00-03:00	03:00-04:00	04:00-05:00	05:00-06:00	06:00-07:00
MPH												
< 10	0.0%	#DIV/0!	0.0%	0.0%	0.0%	0.0%	0.0%	0.0%	0.0%	0.0%	#DIV/0!	#DIV/0!
10-14	1.2%	#DIV/0!	2.0%	0.0%	0.0%	0.0%	0.0%	3.4%	0.0%	3.0%	#DIV/0!	#DIV/0!
15-19	4.8%	#DIV/0!	10.2%	5.6%	6.3%	0.0%	0.0%	3.4%	0.0%	6.1%	#DIV/0!	#DIV/0!
20-24	7.7%	#DIV/0!	10.2%	19.4%	9.4%	4.2%	0.0%	6.9%	0.0%	3.0%	#DIV/0!	#DIV/0!
25-29	22.2%	#DIV/0!	34.7%	22.2%	37.5%	20.8%	4.0%	20.7%	10.0%	12.1%	#DIV/0!	#DIV/0!
30-34	18.5%	#DIV/0!	20.4%	19.4%	18.8%	20.8%	12.0%	20.7%	25.0%	12.1%	#DIV/0!	#DIV/0!
35-39	24.2%	#DIV/0!	18.4%	30.6%	15.6%	25.0%	44.0%	17.2%	30.0%	21.2%	#DIV/0!	#DIV/0!
40-44	6.5%	#DIV/0!	0.0%	0.0%	3.1%	4.2%	8.0%	6.9%	20.0%	18.2%	#DIV/0!	#DIV/0!
45-49	8.5%	#DIV/0!	2.0%	2.8%	6.3%	12.5%	24.0%	10.3%	10.0%	9.1%	#DIV/0!	#DIV/0!
50-54	4.0%	#DIV/0!	0.0%	0.0%	3.1%	12.5%	4.0%	3.4%	5.0%	9.1%	#DIV/0!	#DIV/0!
55-59	1.2%	#DIV/0!	2.0%	0.0%	0.0%	0.0%	4.0%	0.0%	0.0%	3.0%	#DIV/0!	#DIV/0!
60-64	0.4%	#DIV/0!	0.0%	0.0%	0.0%	0.0%	0.0%	0.0%	0.0%	3.0%	#DIV/0!	#DIV/0!
65-69	0.4%	#DIV/0!	0.0%	0.0%	0.0%	0.0%	0.0%	3.4%	0.0%	0.0%	#DIV/0!	#DIV/0!
70-74	0.0%	#DIV/0!	0.0%	0.0%	0.0%	0.0%	0.0%	0.0%	0.0%	0.0%	#DIV/0!	#DIV/0!
>=75	0.4%	#DIV/0!	0.0%	0.0%	0.0%	0.0%	0.0%	3.4%	0.0%	0.0%	#DIV/0!	#DIV/0!
Total # of vehicle	248	0	49	36	32	24	25	29	20	33	0	0
Average speed	34.3	#DIV/0!	29.4	30.7	31.4	37.1	40.2	36.2	38.0	37.9	#DIV/0!	#DIV/0!
St. Dev.	9.9	#DIV/0!	8.1	7.0	8.1	9.2	6.5	14.0	6.7	11.4	#DIV/0!	#DIV/0!
85th percentile	44.5	#NUM!	36.6	37.7	38.5	48.6	47.3	47.5	44.1	47.9	#NUM!	#NUM!
Min	11.5	0.0	11.5	17.2	18.4	21.8	29.7	12.7	26.3	15.0	0.0	0.0
Max	78.7	0.0	57.0	46.8	50.2	54.8	55.9	78.7	51.4	60.5	0.0	0.0
Range	67.1	0.0	45.5	29.6	31.9	33.0	26.2	66.0	25.0	45.5	0.0	0.0

Vehicle Speed (+75 FT Vehicles)	Hour											
	Total	20:00-21:00	21:00-22:00	22:00-23:00	23:00-00:00	00:00-01:00	01:00-02:00	02:00-03:00	03:00-04:00	04:00-05:00	05:00-06:00	06:00-07:00
MPH												
< 10	0.0%	#DIV/0!	0.0%	0.0%	0.0%	0.0%	0.0%	0.0%	0.0%	0.0%	#DIV/0!	#DIV/0!
10-14	0.0%	#DIV/0!	0.0%	0.0%	0.0%	0.0%	0.0%	0.0%	0.0%	0.0%	#DIV/0!	#DIV/0!
15-19	0.0%	#DIV/0!	0.0%	0.0%	0.0%	0.0%	0.0%	0.0%	0.0%	0.0%	#DIV/0!	#DIV/0!
20-24	5.4%	#DIV/0!	11.1%	0.0%	25.0%	0.0%	0.0%	25.0%	0.0%	0.0%	#DIV/0!	#DIV/0!
25-29	4.1%	#DIV/0!	0.0%	6.3%	0.0%	0.0%	0.0%	0.0%	13.3%	0.0%	#DIV/0!	#DIV/0!
30-34	9.5%	#DIV/0!	11.1%	6.3%	37.5%	0.0%	0.0%	25.0%	0.0%	14.3%	#DIV/0!	#DIV/0!
35-39	31.1%	#DIV/0!	22.2%	43.8%	25.0%	16.7%	33.3%	0.0%	40.0%	28.6%	#DIV/0!	#DIV/0!
40-44	16.2%	#DIV/0!	22.2%	18.8%	0.0%	16.7%	44.4%	25.0%	6.7%	0.0%	#DIV/0!	#DIV/0!
45-49	9.5%	#DIV/0!	0.0%	12.5%	0.0%	16.7%	0.0%	0.0%	13.3%	28.6%	#DIV/0!	#DIV/0!
50-54	8.1%	#DIV/0!	11.1%	6.3%	0.0%	16.7%	0.0%	0.0%	13.3%	14.3%	#DIV/0!	#DIV/0!
55-59	2.7%	#DIV/0!	0.0%	0.0%	12.5%	0.0%	0.0%	0.0%	6.7%	0.0%	#DIV/0!	#DIV/0!
60-64	4.1%	#DIV/0!	0.0%	6.3%	0.0%	0.0%	0.0%	25.0%	6.7%	0.0%	#DIV/0!	#DIV/0!
65-69	2.7%	#DIV/0!	11.1%	0.0%	0.0%	0.0%	0.0%	0.0%	0.0%	14.3%	#DIV/0!	#DIV/0!
70-74	2.7%	#DIV/0!	0.0%	0.0%	0.0%	16.7%	11.1%	0.0%	0.0%	0.0%	#DIV/0!	#DIV/0!
>=75	4.1%	#DIV/0!	11.1%	0.0%	0.0%	16.7%	11.1%	0.0%	0.0%	0.0%	#DIV/0!	#DIV/0!
Total # of vehicle	74	0	9	16	8	6	9	4	15	7	0	0
Average speed	42.6	#DIV/0!	45.4	40.6	34.9	51.4	44.4	39.7	42.5	45.5	#DIV/0!	#DIV/0!
St. Dev.	12.2	#DIV/0!	18.4	8.1	10.1	13.6	12.3	16.7	10.4	11.9	#DIV/0!	#DIV/0!
85th percentile	52.9	#NUM!	63.9	47.4	39.8	61.1	43.3	52.8	53.5	53.0	#NUM!	#NUM!
Min	20.6	0.0	21.8	28.6	24.1	40.0	35.4	20.6	25.2	33.2	0.0	0.0
Max	80.9	0.0	80.9	60.5	55.9	74.1	74.1	60.5	62.7	67.3	0.0	0.0
Range	60.3	0.0	59.2	31.9	31.9	34.1	38.7	39.8	37.5	34.1	0.0	0.0

Day 4 2<sup>nd</sup> WZ

Vehicle Speed (all vehicles)	Hour											
	Total	20:00-21:00	21:00-22:00	22:00-23:00	23:00-00:00	00:00-01:00	01:00-02:00	02:00-03:00	03:00-04:00	04:00-05:00	05:00-06:00	06:00-07:00
MPH												
< 10	0.1%	#DIV/0!	0.0%	0.0%	0.0%	0.0%	0.9%	0.0%	0.0%	0.0%	#DIV/0!	#DIV/0!
10-14	0.4%	#DIV/0!	0.0%	0.0%	0.8%	0.6%	2.7%	0.0%	0.0%	0.0%	#DIV/0!	#DIV/0!
15-19	1.2%	#DIV/0!	0.3%	0.0%	3.7%	0.6%	6.2%	0.0%	0.0%	0.0%	#DIV/0!	#DIV/0!
20-24	3.4%	#DIV/0!	1.4%	1.4%	9.9%	6.8%	3.5%	1.8%	0.0%	0.0%	#DIV/0!	#DIV/0!
25-29	8.7%	#DIV/0!	10.1%	5.8%	17.7%	10.6%	4.4%	6.4%	3.5%	0.0%	#DIV/0!	#DIV/0!
30-34	15.9%	#DIV/0!	17.6%	15.5%	20.2%	20.5%	18.6%	12.8%	7.0%	2.7%	#DIV/0!	#DIV/0!
35-39	19.7%	#DIV/0!	21.8%	22.0%	16.9%	21.7%	23.0%	17.4%	12.8%	14.3%	#DIV/0!	#DIV/0!
40-44	22.4%	#DIV/0!	24.9%	27.8%	15.2%	19.9%	20.4%	18.3%	25.6%	24.1%	#DIV/0!	#DIV/0!
45-49	15.2%	#DIV/0!	12.9%	14.4%	8.2%	13.7%	12.4%	21.1%	30.2%	26.8%	#DIV/0!	#DIV/0!
50-54	7.6%	#DIV/0!	7.0%	9.0%	4.5%	3.1%	3.5%	12.8%	12.8%	14.3%	#DIV/0!	#DIV/0!
55-59	3.0%	#DIV/0!	1.4%	1.8%	2.5%	1.2%	3.5%	6.4%	4.7%	9.8%	#DIV/0!	#DIV/0!
60-64	1.3%	#DIV/0!	2.0%	1.1%	0.4%	1.2%	0.9%	1.8%	1.2%	1.8%	#DIV/0!	#DIV/0!
65-69	1.0%	#DIV/0!	0.6%	1.1%	0.0%	0.0%	0.0%	0.9%	2.3%	6.3%	#DIV/0!	#DIV/0!
70-74	0.0%	#DIV/0!	0.0%	0.0%	0.0%	0.0%	0.0%	0.0%	0.0%	0.0%	#DIV/0!	#DIV/0!
>=75	0.0%	#DIV/0!	0.0%	0.0%	0.0%	0.0%	0.0%	0.0%	0.0%	0.0%	#DIV/0!	#DIV/0!
Total # of vehicles	1458	0	357	277	243	161	113	109	86	112	0	0
Average speed	39.9	#DIV/0!	39.8	41.0	35.0	37.5	37.1	42.6	44.9	47.8	#DIV/0!	#DIV/0!
St. Dev.	9.3	#DIV/0!	8.4	8.0	9.5	8.4	10.1	9.1	7.8	8.5	#DIV/0!	#DIV/0!
85th percentile	49.1	#NUM!	48.0	49.1	45.1	45.1	45.9	51.4	52.6	57.2	#NUM!	#NUM!
Min	9.5	0.0	19.2	22.4	13.5	14.3	9.5	21.6	25.7	32.1	0.0	0.0
Max	69.4	0.0	67.7	69.4	61.3	62.1	62.1	66.9	66.9	69.4	0.0	0.0
Range	59.9	0.0	48.6	46.9	47.7	47.7	52.6	45.3	41.3	37.2	0.0	0.0

Vehicle Speed (0-25 FT Vehicles)	Hour											
	Total	20:00-21:00	21:00-22:00	22:00-23:00	23:00-00:00	00:00-01:00	01:00-02:00	02:00-03:00	03:00-04:00	04:00-05:00	05:00-06:00	06:00-07:00
MPH												
< 10	0.1%	#DIV/0!	0.0%	0.0%	0.0%	0.0%	1.8%	0.0%	0.0%	0.0%	#DIV/0!	#DIV/0!
10-14	0.7%	#DIV/0!	0.0%	0.0%	1.6%	1.1%	3.5%	0.0%	0.0%	0.0%	#DIV/0!	#DIV/0!
15-19	1.8%	#DIV/0!	0.0%	0.0%	6.4%	1.1%	7.0%	0.0%	0.0%	0.0%	#DIV/0!	#DIV/0!
20-24	3.9%	#DIV/0!	2.0%	2.0%	9.6%	6.9%	1.8%	4.4%	0.0%	0.0%	#DIV/0!	#DIV/0!
25-29	9.7%	#DIV/0!	11.0%	6.8%	17.6%	10.3%	3.5%	8.9%	3.7%	0.0%	#DIV/0!	#DIV/0!
30-34	15.7%	#DIV/0!	18.5%	15.6%	17.6%	12.6%	21.1%	11.1%	7.4%	3.1%	#DIV/0!	#DIV/0!
35-39	22.4%	#DIV/0!	23.5%	23.8%	17.6%	23.0%	26.3%	20.0%	18.5%	25.0%	#DIV/0!	#DIV/0!
40-44	22.8%	#DIV/0!	25.0%	26.5%	16.0%	23.0%	14.0%	22.2%	22.2%	34.4%	#DIV/0!	#DIV/0!
45-49	14.0%	#DIV/0!	13.0%	15.0%	9.6%	16.1%	14.0%	11.1%	29.6%	18.8%	#DIV/0!	#DIV/0!
50-54	5.4%	#DIV/0!	4.5%	6.8%	2.4%	2.3%	1.8%	13.3%	14.8%	12.5%	#DIV/0!	#DIV/0!
55-59	1.9%	#DIV/0!	0.5%	2.0%	1.6%	1.1%	5.3%	4.4%	3.7%	3.1%	#DIV/0!	#DIV/0!
60-64	1.0%	#DIV/0!	1.5%	0.7%	0.0%	2.3%	0.0%	2.2%	0.0%	0.0%	#DIV/0!	#DIV/0!
65-69	0.6%	#DIV/0!	0.5%	0.7%	0.0%	0.0%	0.0%	2.2%	0.0%	3.1%	#DIV/0!	#DIV/0!
70-74	0.0%	#DIV/0!	0.0%	0.0%	0.0%	0.0%	0.0%	0.0%	0.0%	0.0%	#DIV/0!	#DIV/0!
>=75	0.0%	#DIV/0!	0.0%	0.0%	0.0%	0.0%	0.0%	0.0%	0.0%	0.0%	#DIV/0!	#DIV/0!
Total # of vehicles	720	0	200	147	125	87	57	45	27	32	0	0
Average speed	38.5	#DIV/0!	38.8	40.3	33.9	38.1	36.4	41.3	43.3	44.2	#DIV/0!	#DIV/0!
St. Dev.	9.0	#DIV/0!	7.9	7.8	9.4	9.0	10.7	10.1	6.8	7.4	#DIV/0!	#DIV/0!
85th percentile	46.7	#NUM!	45.9	47.5	43.5	46.0	45.9	51.1	50.7	51.0	#NUM!	#NUM!
Min	9.5	0.0	21.6	22.4	13.5	14.3	9.5	21.6	25.7	32.1	0.0	0.0
Max	67.7	0.0	67.7	65.3	56.4	62.1	56.4	66.9	57.2	67.7	0.0	0.0
Range	58.3	0.0	46.1	42.9	42.9	47.7	46.9	45.3	31.6	35.6	0.0	0.0

Vehicle Speed (25-50 FT Vehicles)	Hour											
	Total	20:00-21:00	21:00-22:00	22:00-23:00	23:00-00:00	00:00-01:00	01:00-02:00	02:00-03:00	03:00-04:00	04:00-05:00	05:00-06:00	06:00-07:00
MPH												
< 10	0.0%	#DIV/0!	0.0%	0.0%	0.0%	0.0%	0.0%	0.0%	0.0%	0.0%	#DIV/0!	#DIV/0!
10-14	0.3%	#DIV/0!	0.0%	0.0%	0.0%	0.0%	3.7%	0.0%	0.0%	0.0%	#DIV/0!	#DIV/0!
15-19	0.8%	#DIV/0!	1.1%	0.0%	0.0%	0.0%	3.7%	0.0%	0.0%	0.0%	#DIV/0!	#DIV/0!
20-24	1.9%	#DIV/0!	0.0%	0.0%	7.9%	0.0%	7.4%	0.0%	0.0%	0.0%	#DIV/0!	#DIV/0!
25-29	7.4%	#DIV/0!	9.2%	4.5%	14.3%	8.8%	7.4%	3.4%	3.7%	0.0%	#DIV/0!	#DIV/0!
30-34	15.7%	#DIV/0!	19.5%	11.9%	19.0%	29.4%	14.8%	10.3%	7.4%	3.3%	#DIV/0!	#DIV/0!
35-39	19.8%	#DIV/0!	24.1%	20.9%	17.5%	17.6%	18.5%	27.6%	11.1%	13.3%	#DIV/0!	#DIV/0!
40-44	23.1%	#DIV/0!	21.8%	29.9%	15.9%	26.5%	25.9%	17.2%	25.9%	23.3%	#DIV/0!	#DIV/0!
45-49	12.9%	#DIV/0!	10.3%	16.4%	7.9%	8.8%	7.4%	20.7%	18.5%	20.0%	#DIV/0!	#DIV/0!
50-54	10.4%	#DIV/0!	9.2%	10.4%	9.5%	5.9%	7.4%	10.3%	22.2%	13.3%	#DIV/0!	#DIV/0!
55-59	4.4%	#DIV/0!	1.1%	1.5%	4.8%	2.9%	3.7%	10.3%	11.1%	10.0%	#DIV/0!	#DIV/0!
60-64	1.9%	#DIV/0!	3.4%	1.5%	1.6%	0.0%	0.0%	0.0%	0.0%	6.7%	#DIV/0!	#DIV/0!
65-69	1.4%	#DIV/0!	0.0%	3.0%	0.0%	0.0%	0.0%	0.0%	0.0%	10.0%	#DIV/0!	#DIV/0!
70-74	0.0%	#DIV/0!	0.0%	0.0%	0.0%	0.0%	0.0%	0.0%	0.0%	0.0%	#DIV/0!	#DIV/0!
>=75	0.0%	#DIV/0!	0.0%	0.0%	0.0%	0.0%	0.0%	0.0%	0.0%	0.0%	#DIV/0!	#DIV/0!
Total # of vehicle	364	0	87	67	63	34	27	29	27	30	0	0
Average speed	41.3	#DIV/0!	40.0	42.6	38.0	38.9	37.1	43.2	45.6	49.7	#DIV/0!	#DIV/0!
St. Dev.	9.4	#DIV/0!	8.5	8.2	10.3	7.4	9.9	8.0	8.0	9.9	#DIV/0!	#DIV/0!
85th percentile	51.6	#NUM!	49.1	50.8	50.5	45.2	45.3	50.7	54.1	62.3	#NUM!	#NUM!
Min	14.3	0.0	19.2	27.3	16.8	26.5	14.3	26.5	29.7	32.1	0.0	0.0
Max	69.4	0.0	62.9	69.4	61.3	58.0	56.4	58.0	58.0	69.4	0.0	0.0
Range	55.0	0.0	43.7	42.1	44.5	31.6	42.1	31.6	28.3	37.2	0.0	0.0

Vehicle Speed (50-75 FT Vehicles)	Hour											
	Total	20:00-21:00	21:00-22:00	22:00-23:00	23:00-00:00	00:00-01:00	01:00-02:00	02:00-03:00	03:00-04:00	04:00-05:00	05:00-06:00	06:00-07:00
MPH												
< 10	0.0%	#DIV/0!	0.0%	0.0%	0.0%	0.0%	0.0%	0.0%	0.0%	0.0%	#DIV/0!	#DIV/0!
10-14	0.0%	#DIV/0!	0.0%	0.0%	0.0%	0.0%	0.0%	0.0%	0.0%	0.0%	#DIV/0!	#DIV/0!
15-19	1.1%	#DIV/0!	0.0%	0.0%	0.0%	0.0%	18.2%	0.0%	0.0%	0.0%	#DIV/0!	#DIV/0!
20-24	6.8%	#DIV/0!	2.9%	3.3%	19.2%	19.0%	9.1%	0.0%	0.0%	0.0%	#DIV/0!	#DIV/0!
25-29	9.7%	#DIV/0!	8.8%	3.3%	26.9%	19.0%	9.1%	6.7%	0.0%	0.0%	#DIV/0!	#DIV/0!
30-34	13.6%	#DIV/0!	5.9%	26.7%	11.5%	28.6%	9.1%	20.0%	0.0%	4.0%	#DIV/0!	#DIV/0!
35-39	15.3%	#DIV/0!	14.7%	16.7%	11.5%	23.8%	27.3%	0.0%	14.3%	16.0%	#DIV/0!	#DIV/0!
40-44	22.2%	#DIV/0!	35.3%	26.7%	19.2%	0.0%	18.2%	13.3%	35.7%	20.0%	#DIV/0!	#DIV/0!
45-49	21.6%	#DIV/0!	17.6%	13.3%	11.5%	9.5%	9.1%	33.3%	50.0%	40.0%	#DIV/0!	#DIV/0!
50-54	6.8%	#DIV/0!	8.8%	10.0%	0.0%	0.0%	0.0%	20.0%	0.0%	12.0%	#DIV/0!	#DIV/0!
55-59	1.1%	#DIV/0!	2.9%	0.0%	0.0%	0.0%	0.0%	0.0%	0.0%	4.0%	#DIV/0!	#DIV/0!
60-64	0.6%	#DIV/0!	0.0%	0.0%	0.0%	0.0%	0.0%	6.7%	0.0%	0.0%	#DIV/0!	#DIV/0!
65-69	1.1%	#DIV/0!	2.9%	0.0%	0.0%	0.0%	0.0%	0.0%	0.0%	4.0%	#DIV/0!	#DIV/0!
70-74	0.0%	#DIV/0!	0.0%	0.0%	0.0%	0.0%	0.0%	0.0%	0.0%	0.0%	#DIV/0!	#DIV/0!
>=75	0.0%	#DIV/0!	0.0%	0.0%	0.0%	0.0%	0.0%	0.0%	0.0%	0.0%	#DIV/0!	#DIV/0!
Total # of vehicle	176	0	34	30	26	21	11	15	14	25	0	0
Average speed	39.6	#DIV/0!	42.2	39.6	33.1	32.7	33.5	43.8	44.8	46.1	#DIV/0!	#DIV/0!
St. Dev.	9.4	#DIV/0!	9.3	7.8	8.7	7.3	10.0	8.9	4.0	7.1	#DIV/0!	#DIV/0!
85th percentile	49.1	#NUM!	50.1	48.0	43.1	38.6	42.2	51.5	49.1	51.6	#NUM!	#NUM!
Min	20.0	0.0	20.8	23.2	20.8	20.8	20.0	29.7	37.0	34.6	0.0	0.0
Max	68.5	0.0	65.3	53.2	48.3	49.9	49.1	60.5	49.9	68.5	0.0	0.0
Range	48.6	0.0	44.5	29.9	27.5	29.1	29.1	30.7	12.9	34.0	0.0	0.0



Vehicle Speed (+75 FT Vehicles)	Hour											
	Total	20:00-21:00	21:00-22:00	22:00-23:00	23:00-00:00	00:00-01:00	01:00-02:00	02:00-03:00	03:00-04:00	04:00-05:00	05:00-06:00	06:00-07:00
MPH												
< 10	0.0%	#DIV/0!	0.0%	0.0%	0.0%	0.0%	0.0%	0.0%	0.0%	0.0%	#DIV/0!	#DIV/0!
10-14	0.0%	#DIV/0!	0.0%	0.0%	0.0%	0.0%	0.0%	0.0%	0.0%	0.0%	#DIV/0!	#DIV/0!
15-19	0.0%	#DIV/0!	0.0%	0.0%	0.0%	0.0%	0.0%	0.0%	0.0%	0.0%	#DIV/0!	#DIV/0!
20-24	1.5%	#DIV/0!	0.0%	0.0%	6.9%	5.3%	0.0%	0.0%	0.0%	0.0%	#DIV/0!	#DIV/0!
25-29	6.6%	#DIV/0!	8.3%	6.1%	17.2%	5.3%	0.0%	5.0%	5.6%	0.0%	#DIV/0!	#DIV/0!
30-34	19.2%	#DIV/0!	19.4%	12.1%	41.4%	31.6%	22.2%	15.0%	11.1%	0.0%	#DIV/0!	#DIV/0!
35-39	13.6%	#DIV/0!	13.9%	21.2%	17.2%	21.1%	16.7%	10.0%	5.6%	0.0%	#DIV/0!	#DIV/0!
40-44	20.2%	#DIV/0!	22.2%	30.3%	6.9%	15.8%	33.3%	15.0%	22.2%	16.0%	#DIV/0!	#DIV/0!
45-49	17.7%	#DIV/0!	13.9%	9.1%	0.0%	15.8%	16.7%	35.0%	33.3%	32.0%	#DIV/0!	#DIV/0!
50-54	11.1%	#DIV/0!	13.9%	15.2%	6.9%	5.3%	5.6%	10.0%	5.6%	20.0%	#DIV/0!	#DIV/0!
55-59	6.1%	#DIV/0!	5.6%	3.0%	3.4%	0.0%	0.0%	10.0%	0.0%	24.0%	#DIV/0!	#DIV/0!
60-64	2.0%	#DIV/0!	2.8%	3.0%	0.0%	0.0%	5.6%	0.0%	5.6%	0.0%	#DIV/0!	#DIV/0!
65-69	2.0%	#DIV/0!	0.0%	0.0%	0.0%	0.0%	0.0%	0.0%	11.1%	8.0%	#DIV/0!	#DIV/0!
70-74	0.0%	#DIV/0!	0.0%	0.0%	0.0%	0.0%	0.0%	0.0%	0.0%	0.0%	#DIV/0!	#DIV/0!
>=75	0.0%	#DIV/0!	0.0%	0.0%	0.0%	0.0%	0.0%	0.0%	0.0%	0.0%	#DIV/0!	#DIV/0!
Total # of vehicle	198	0	36	33	29	19	18	20	18	25	0	0
Average speed	42.4	#DIV/0!	42.3	42.3	34.9	37.3	41.8	43.7	46.3	51.8	#DIV/0!	#DIV/0!
St. Dev.	9.6	#DIV/0!	9.1	8.3	8.1	7.3	7.4	8.7	10.8	7.4	#DIV/0!	#DIV/0!
85th percentile	53.2	#NUM!	53.2	52.5	41.2	45.3	46.3	51.4	57.5	58.4	#NUM!	#NUM!
Min	21.6	0.0	28.9	28.1	21.6	23.2	32.9	29.7	29.7	41.8	0.0	0.0
Max	69.4	0.0	60.5	64.5	56.4	50.7	62.1	58.8	66.9	69.4	0.0	0.0
Range	47.7	0.0	31.6	36.4	34.8	27.5	29.1	29.1	37.2	27.5	0.0	0.0

Day 4 3<sup>rd</sup> WZ

Vehicle Speed (all vehicles)	Hour											
	Total	20:00-21:00	21:00-22:00	22:00-23:00	23:00-00:00	00:00-01:00	01:00-02:00	02:00-03:00	03:00-04:00	04:00-05:00	05:00-06:00	06:00-07:00
MPH												
< 10	0.3%	#DIV/0!	0.4%	0.0%	0.0%	0.0%	4.8%	0.0%	0.0%	0.0%	#DIV/0!	#DIV/0!
10-14	0.0%	#DIV/0!	0.0%	0.0%	0.0%	0.0%	0.0%	0.0%	0.0%	0.0%	#DIV/0!	#DIV/0!
15-19	0.4%	#DIV/0!	0.8%	0.0%	0.6%	0.0%	0.0%	0.0%	0.0%	0.0%	#DIV/0!	#DIV/0!
20-24	1.6%	#DIV/0!	3.3%	0.5%	0.6%	1.3%	0.0%	0.0%	0.0%	3.8%	#DIV/0!	#DIV/0!
25-29	3.3%	#DIV/0!	6.1%	2.6%	1.3%	1.3%	0.0%	4.2%	0.0%	3.8%	#DIV/0!	#DIV/0!
30-34	5.4%	#DIV/0!	7.4%	3.2%	7.6%	5.2%	0.0%	4.2%	0.0%	0.0%	#DIV/0!	#DIV/0!
35-39	13.5%	#DIV/0!	16.4%	14.3%	16.6%	3.9%	9.5%	0.0%	5.0%	11.5%	#DIV/0!	#DIV/0!
40-44	25.1%	#DIV/0!	25.4%	30.7%	29.3%	16.9%	9.5%	20.8%	15.0%	3.8%	#DIV/0!	#DIV/0!
45-49	18.2%	#DIV/0!	17.6%	19.0%	19.1%	19.5%	9.5%	25.0%	20.0%	7.7%	#DIV/0!	#DIV/0!
50-54	12.0%	#DIV/0!	8.2%	15.9%	12.1%	15.6%	14.3%	0.0%	15.0%	15.4%	#DIV/0!	#DIV/0!
55-59	8.7%	#DIV/0!	9.8%	5.3%	5.1%	16.9%	19.0%	0.0%	20.0%	11.5%	#DIV/0!	#DIV/0!
60-64	4.2%	#DIV/0!	2.0%	3.2%	2.5%	7.8%	9.5%	16.7%	15.0%	7.7%	#DIV/0!	#DIV/0!
65-69	4.0%	#DIV/0!	1.2%	3.2%	3.2%	7.8%	4.8%	8.3%	5.0%	23.1%	#DIV/0!	#DIV/0!
70-74	1.1%	#DIV/0!	0.4%	1.1%	0.0%	2.6%	4.8%	8.3%	0.0%	0.0%	#DIV/0!	#DIV/0!
>=75	2.4%	#DIV/0!	0.8%	1.1%	1.9%	1.3%	14.3%	12.5%	5.0%	11.5%	#DIV/0!	#DIV/0!
Total # of vehicles	758	0	244	189	157	77	21	24	20	26	0	0
Average speed	46.5	#DIV/0!	43.3	46.3	45.1	50.9	54.3	54.2	54.0	55.9	#DIV/0!	#DIV/0!
St. Dev.	11.4	#DIV/0!	10.7	9.5	9.9	10.9	16.8	14.6	11.4	15.7	#DIV/0!	#DIV/0!
85th percentile	56.7	#NUM!	54.3	54.3	54.3	62.2	72.2	69.9	60.8	68.0	#NUM!	#NUM!
Min	4.3	0.0	4.3	24.6	15.0	24.6	7.9	29.3	38.9	22.2	0.0	0.0
Max	91.2	0.0	85.3	81.7	79.3	78.1	80.5	82.9	90.1	91.2	0.0	0.0
Range	86.9	0.0	81.0	57.1	64.3	53.6	72.6	53.6	51.2	69.1	0.0	0.0

Vehicle Speed (0-25 FT Vehicles)	Hour											
	Total	20:00-21:00	21:00-22:00	22:00-23:00	23:00-00:00	00:00-01:00	01:00-02:00	02:00-03:00	03:00-04:00	04:00-05:00	05:00-06:00	06:00-07:00
MPH												
< 10	0.6%	#DIV/0!	0.8%	0.0%	0.0%	0.0%	12.5%	0.0%	0.0%	0.0%	#DIV/0!	#DIV/0!
10-14	0.0%	#DIV/0!	0.0%	0.0%	0.0%	0.0%	0.0%	0.0%	0.0%	0.0%	#DIV/0!	#DIV/0!
15-19	0.3%	#DIV/0!	0.8%	0.0%	0.0%	0.0%	0.0%	0.0%	0.0%	0.0%	#DIV/0!	#DIV/0!
20-24	1.7%	#DIV/0!	3.2%	0.0%	0.0%	2.9%	0.0%	0.0%	0.0%	11.1%	#DIV/0!	#DIV/0!
25-29	4.9%	#DIV/0!	8.8%	3.6%	0.0%	2.9%	0.0%	12.5%	0.0%	11.1%	#DIV/0!	#DIV/0!
30-34	5.5%	#DIV/0!	7.2%	1.2%	11.1%	2.9%	0.0%	0.0%	0.0%	0.0%	#DIV/0!	#DIV/0!
35-39	15.0%	#DIV/0!	19.2%	13.3%	20.8%	0.0%	0.0%	0.0%	14.3%	11.1%	#DIV/0!	#DIV/0!
40-44	20.8%	#DIV/0!	15.2%	31.3%	23.6%	17.6%	25.0%	12.5%	14.3%	0.0%	#DIV/0!	#DIV/0!
45-49	17.1%	#DIV/0!	18.4%	19.3%	16.7%	11.8%	0.0%	25.0%	28.6%	0.0%	#DIV/0!	#DIV/0!
50-54	11.6%	#DIV/0!	8.8%	16.9%	12.5%	5.9%	25.0%	0.0%	0.0%	22.2%	#DIV/0!	#DIV/0!
55-59	11.8%	#DIV/0!	12.0%	6.0%	8.3%	32.4%	12.5%	0.0%	42.9%	0.0%	#DIV/0!	#DIV/0!
60-64	4.9%	#DIV/0!	3.2%	3.6%	4.2%	8.8%	0.0%	37.5%	0.0%	11.1%	#DIV/0!	#DIV/0!
65-69	2.6%	#DIV/0!	0.8%	1.2%	1.4%	11.8%	12.5%	0.0%	0.0%	11.1%	#DIV/0!	#DIV/0!
70-74	1.4%	#DIV/0!	0.8%	2.4%	0.0%	2.9%	12.5%	0.0%	0.0%	0.0%	#DIV/0!	#DIV/0!
>=75	1.7%	#DIV/0!	0.8%	1.2%	1.4%	0.0%	0.0%	12.5%	0.0%	22.2%	#DIV/0!	#DIV/0!
Total # of vehicles	346	0	125	83	72	34	8	8	7	9	0	0
Average speed	46.2	#DIV/0!	43.3	46.8	45.0	52.6	49.4	54.0	49.4	54.9	#DIV/0!	#DIV/0!
St. Dev.	11.9	#DIV/0!	11.8	9.6	9.6	11.4	20.0	16.6	6.8	22.7	#DIV/0!	#DIV/0!
85th percentile	56.7	#NUM!	56.7	54.3	54.8	64.0	68.0	62.6	55.6	76.0	#NUM!	#NUM!
Min	4.3	0.0	4.3	25.8	30.5	24.6	7.9	29.3	38.9	22.2	0.0	0.0
Max	91.2	0.0	80.5	80.5	78.1	72.2	72.2	82.9	56.7	91.2	0.0	0.0
Range	86.9	0.0	76.2	54.8	47.6	47.6	64.3	53.6	17.9	69.1	0.0	0.0

Vehicle Speed (25-50 FT Vehicles)	Hour											
	Total	20:00-21:00	21:00-22:00	22:00-23:00	23:00-00:00	00:00-01:00	01:00-02:00	02:00-03:00	03:00-04:00	04:00-05:00	05:00-06:00	06:00-07:00
MPH												
< 10	0.0%	#DIV/0!	0.0%	0.0%	0.0%	0.0%	0.0%	0.0%	0.0%	0.0%	#DIV/0!	#DIV/0!
10-14	0.0%	#DIV/0!	0.0%	0.0%	0.0%	0.0%	0.0%	0.0%	0.0%	0.0%	#DIV/0!	#DIV/0!
15-19	0.4%	#DIV/0!	0.0%	0.0%	2.2%	0.0%	0.0%	0.0%	0.0%	0.0%	#DIV/0!	#DIV/0!
20-24	1.3%	#DIV/0!	2.9%	0.0%	2.2%	0.0%	0.0%	0.0%	0.0%	0.0%	#DIV/0!	#DIV/0!
25-29	1.3%	#DIV/0!	1.4%	0.0%	4.3%	0.0%	0.0%	0.0%	0.0%	0.0%	#DIV/0!	#DIV/0!
30-34	5.1%	#DIV/0!	5.7%	4.8%	2.2%	10.3%	0.0%	11.1%	0.0%	0.0%	#DIV/0!	#DIV/0!
35-39	10.5%	#DIV/0!	10.0%	16.1%	10.9%	3.4%	20.0%	0.0%	0.0%	14.3%	#DIV/0!	#DIV/0!
40-44	31.6%	#DIV/0!	41.4%	32.3%	37.0%	17.2%	0.0%	22.2%	11.1%	14.3%	#DIV/0!	#DIV/0!
45-49	20.3%	#DIV/0!	21.4%	17.7%	19.6%	24.1%	20.0%	33.3%	22.2%	0.0%	#DIV/0!	#DIV/0!
50-54	11.0%	#DIV/0!	4.3%	17.7%	10.9%	17.2%	0.0%	0.0%	22.2%	0.0%	#DIV/0!	#DIV/0!
55-59	6.3%	#DIV/0!	8.6%	4.8%	0.0%	6.9%	40.0%	0.0%	11.1%	14.3%	#DIV/0!	#DIV/0!
60-64	3.0%	#DIV/0!	0.0%	1.6%	2.2%	6.9%	0.0%	11.1%	22.2%	0.0%	#DIV/0!	#DIV/0!
65-69	5.9%	#DIV/0!	2.9%	3.2%	6.5%	6.9%	0.0%	11.1%	0.0%	57.1%	#DIV/0!	#DIV/0!
70-74	0.8%	#DIV/0!	0.0%	0.0%	0.0%	3.4%	0.0%	11.1%	0.0%	0.0%	#DIV/0!	#DIV/0!
>=75	2.5%	#DIV/0!	1.4%	1.6%	2.2%	3.4%	20.0%	0.0%	11.1%	0.0%	#DIV/0!	#DIV/0!
Total # of vehicle	237	0	70	62	46	29	5	9	9	7	0	0
Average speed	47.1	#DIV/0!	44.5	46.2	44.6	50.5	55.3	51.0	56.8	58.1	#DIV/0!	#DIV/0!
St. Dev.	11.1	#DIV/0!	9.4	9.1	11.2	11.6	16.8	12.7	14.4	12.9	#DIV/0!	#DIV/0!
85th percentile	57.9	#NUM!	51.5	54.2	53.1	62.4	67.0	65.1	63.1	67.7	#NUM!	#NUM!
Min	15.0	0.0	24.6	32.9	15.0	30.5	35.3	30.5	41.2	37.7	0.0	0.0
Max	90.1	0.0	85.3	81.7	79.3	78.1	80.5	71.0	90.1	69.8	0.0	0.0
Range	75.0	0.0	60.7	48.8	64.3	47.6	45.2	40.5	48.8	32.1	0.0	0.0

Vehicle Speed (50-75 FT Vehicles)	Hour											
	Total	20:00-21:00	21:00-22:00	22:00-23:00	23:00-00:00	00:00-01:00	01:00-02:00	02:00-03:00	03:00-04:00	04:00-05:00	05:00-06:00	06:00-07:00
MPH												
< 10	0.0%	#DIV/0!	0.0%	0.0%	0.0%	0.0%	0.0%	0.0%	0.0%	0.0%	#DIV/0!	#DIV/0!
10-14	0.0%	#DIV/0!	0.0%	0.0%	0.0%	0.0%	0.0%	0.0%	0.0%	0.0%	#DIV/0!	#DIV/0!
15-19	0.7%	#DIV/0!	2.9%	0.0%	0.0%	0.0%	0.0%	0.0%	0.0%	0.0%	#DIV/0!	#DIV/0!
20-24	2.2%	#DIV/0!	5.7%	2.8%	0.0%	0.0%	0.0%	0.0%	0.0%	0.0%	#DIV/0!	#DIV/0!
25-29	3.0%	#DIV/0!	5.7%	5.6%	0.0%	0.0%	0.0%	0.0%	0.0%	0.0%	#DIV/0!	#DIV/0!
30-34	6.0%	#DIV/0!	8.6%	5.6%	9.7%	0.0%	0.0%	0.0%	0.0%	0.0%	#DIV/0!	#DIV/0!
35-39	16.4%	#DIV/0!	22.9%	13.9%	16.1%	20.0%	16.7%	0.0%	0.0%	12.5%	#DIV/0!	#DIV/0!
40-44	22.4%	#DIV/0!	28.6%	25.0%	25.8%	10.0%	0.0%	33.3%	0.0%	0.0%	#DIV/0!	#DIV/0!
45-49	19.4%	#DIV/0!	14.3%	22.2%	25.8%	30.0%	16.7%	0.0%	0.0%	12.5%	#DIV/0!	#DIV/0!
50-54	13.4%	#DIV/0!	5.7%	13.9%	12.9%	40.0%	16.7%	0.0%	50.0%	12.5%	#DIV/0!	#DIV/0!
55-59	6.7%	#DIV/0!	5.7%	5.6%	6.5%	0.0%	16.7%	0.0%	0.0%	25.0%	#DIV/0!	#DIV/0!
60-64	2.2%	#DIV/0!	0.0%	2.8%	0.0%	0.0%	16.7%	0.0%	0.0%	12.5%	#DIV/0!	#DIV/0!
65-69	3.7%	#DIV/0!	0.0%	2.8%	3.2%	0.0%	0.0%	16.7%	50.0%	12.5%	#DIV/0!	#DIV/0!
70-74	0.7%	#DIV/0!	0.0%	0.0%	0.0%	0.0%	0.0%	16.7%	0.0%	0.0%	#DIV/0!	#DIV/0!
>=75	3.0%	#DIV/0!	0.0%	0.0%	0.0%	0.0%	16.7%	33.3%	0.0%	12.5%	#DIV/0!	#DIV/0!
Total # of vehicle	134	0	35	36	31	10	6	6	2	8	0	0
Average speed	45.6	#DIV/0!	39.7	44.5	45.0	46.7	54.9	61.2	60.3	56.4	#DIV/0!	#DIV/0!
St. Dev.	10.8	#DIV/0!	8.8	9.3	8.1	6.2	13.5	16.5	8.4	11.7	#DIV/0!	#DIV/0!
85th percentile	55.5	#NUM!	48.3	52.8	52.0	51.5	64.5	75.5	64.5	64.9	#NUM!	#NUM!
Min	19.8	0.0	19.8	24.6	31.7	36.5	36.5	42.4	54.3	37.7	0.0	0.0
Max	77.0	0.0	56.7	68.6	68.6	54.3	77.0	77.0	66.2	75.8	0.0	0.0
Range	57.1	0.0	36.9	44.1	36.9	17.9	40.5	34.5	11.9	38.1	0.0	0.0

Vehicle Speed (+75 FT Vehicles)	Hour											
	Total	20:00-21:00	21:00-22:00	22:00-23:00	23:00-00:00	00:00-01:00	01:00-02:00	02:00-03:00	03:00-04:00	04:00-05:00	05:00-06:00	06:00-07:00
MPH												
< 10	0.0%	#DIV/0!	0.0%	0.0%	0.0%	0.0%	0.0%	0.0%	0.0%	0.0%	#DIV/0!	#DIV/0!
10-14	0.0%	#DIV/0!	0.0%	0.0%	0.0%	0.0%	0.0%	0.0%	0.0%	0.0%	#DIV/0!	#DIV/0!
15-19	0.0%	#DIV/0!	0.0%	0.0%	0.0%	0.0%	0.0%	0.0%	0.0%	0.0%	#DIV/0!	#DIV/0!
20-24	0.0%	#DIV/0!	0.0%	0.0%	0.0%	0.0%	0.0%	0.0%	0.0%	0.0%	#DIV/0!	#DIV/0!
25-29	2.4%	#DIV/0!	7.1%	0.0%	0.0%	0.0%	0.0%	0.0%	0.0%	0.0%	#DIV/0!	#DIV/0!
30-34	4.9%	#DIV/0!	14.3%	0.0%	0.0%	0.0%	0.0%	0.0%	0.0%	0.0%	#DIV/0!	#DIV/0!
35-39	7.3%	#DIV/0!	7.1%	12.5%	12.5%	0.0%	0.0%	0.0%	0.0%	0.0%	#DIV/0!	#DIV/0!
40-44	31.7%	#DIV/0!	28.6%	37.5%	50.0%	25.0%	0.0%	0.0%	50.0%	0.0%	#DIV/0!	#DIV/0!
45-49	12.2%	#DIV/0!	0.0%	12.5%	12.5%	25.0%	0.0%	100.0%	0.0%	50.0%	#DIV/0!	#DIV/0!
50-54	17.1%	#DIV/0!	28.6%	0.0%	12.5%	25.0%	0.0%	0.0%	0.0%	50.0%	#DIV/0!	#DIV/0!
55-59	2.4%	#DIV/0!	7.1%	0.0%	0.0%	0.0%	0.0%	0.0%	0.0%	0.0%	#DIV/0!	#DIV/0!
60-64	12.2%	#DIV/0!	7.1%	12.5%	0.0%	25.0%	50.0%	0.0%	50.0%	0.0%	#DIV/0!	#DIV/0!
65-69	4.9%	#DIV/0!	0.0%	25.0%	0.0%	0.0%	0.0%	0.0%	0.0%	0.0%	#DIV/0!	#DIV/0!
70-74	0.0%	#DIV/0!	0.0%	0.0%	0.0%	0.0%	0.0%	0.0%	0.0%	0.0%	#DIV/0!	#DIV/0!
>=75	4.9%	#DIV/0!	0.0%	0.0%	12.5%	0.0%	50.0%	0.0%	0.0%	0.0%	#DIV/0!	#DIV/0!
Total # of vehicle	41	0	14	8	8	4	2	1	2	2	0	0
Average speed	49.4	#DIV/0!	45.6	50.6	48.4	50.8	69.2	48.4	51.4	50.8	#DIV/0!	#DIV/0!
St. Dev.	11.2	#DIV/0!	10.0	12.3	12.6	9.4	10.9	#DIV/0!	12.6	3.4	#DIV/0!	#DIV/0!
85th percentile	61.5	#NUM!	54.6	66.1	51.7	57.8	74.6	48.4	57.6	52.4	#NUM!	#NUM!
Min	29.3	0.0	29.3	38.9	38.9	40.0	61.5	48.4	42.4	48.4	0.0	0.0
Max	78.1	0.0	60.3	66.2	78.1	62.7	77.0	48.4	60.3	53.1	0.0	0.0
Range	48.8	0.0	31.0	27.4	39.3	22.6	15.5	0.0	17.9	4.8	0.0	0.0









### Day 5 Before RWA Signs

		Hour										
Vehicle Speed (all vehicles)	Total	20:00-21:00	21:00-22:00	22:00-23:00	23:00-00:00	00:00-01:00	01:00-02:00	02:00-03:00	03:00-04:00	04:00-05:00	05:00-06:00	06:00-07:00
		MPH										
< 10	0.0%	#DIV/0!	0.0%	0.0%	0.0%	0.0%	0.0%	#DIV/0!	#DIV/0!	#DIV/0!	#DIV/0!	#DIV/0!
10-14	0.0%	#DIV/0!	0.0%	0.0%	0.0%	0.0%	0.0%	#DIV/0!	#DIV/0!	#DIV/0!	#DIV/0!	#DIV/0!
15-19	0.0%	#DIV/0!	0.0%	0.0%	0.0%	0.0%	0.0%	#DIV/0!	#DIV/0!	#DIV/0!	#DIV/0!	#DIV/0!
20-24	0.0%	#DIV/0!	0.0%	0.0%	0.0%	0.0%	0.0%	#DIV/0!	#DIV/0!	#DIV/0!	#DIV/0!	#DIV/0!
25-29	0.0%	#DIV/0!	0.0%	0.0%	0.0%	0.0%	0.0%	#DIV/0!	#DIV/0!	#DIV/0!	#DIV/0!	#DIV/0!
30-34	0.1%	#DIV/0!	0.0%	0.5%	0.0%	0.0%	0.0%	#DIV/0!	#DIV/0!	#DIV/0!	#DIV/0!	#DIV/0!
35-39	0.8%	#DIV/0!	0.7%	0.0%	1.3%	0.8%	2.3%	#DIV/0!	#DIV/0!	#DIV/0!	#DIV/0!	#DIV/0!
40-44	4.2%	#DIV/0!	4.8%	2.0%	3.2%	2.4%	11.4%	#DIV/0!	#DIV/0!	#DIV/0!	#DIV/0!	#DIV/0!
45-49	8.9%	#DIV/0!	7.8%	9.5%	10.3%	8.1%	10.2%	#DIV/0!	#DIV/0!	#DIV/0!	#DIV/0!	#DIV/0!
50-54	15.0%	#DIV/0!	15.0%	12.4%	16.1%	10.6%	25.0%	#DIV/0!	#DIV/0!	#DIV/0!	#DIV/0!	#DIV/0!
55-59	17.9%	#DIV/0!	16.3%	19.9%	18.7%	24.4%	8.0%	#DIV/0!	#DIV/0!	#DIV/0!	#DIV/0!	#DIV/0!
60-64	15.3%	#DIV/0!	16.3%	11.9%	15.5%	18.7%	14.8%	#DIV/0!	#DIV/0!	#DIV/0!	#DIV/0!	#DIV/0!
65-69	19.5%	#DIV/0!	21.4%	22.4%	17.4%	12.2%	20.5%	#DIV/0!	#DIV/0!	#DIV/0!	#DIV/0!	#DIV/0!
70-74	7.0%	#DIV/0!	7.5%	8.0%	5.8%	8.1%	3.4%	#DIV/0!	#DIV/0!	#DIV/0!	#DIV/0!	#DIV/0!
>=75	11.3%	#DIV/0!	10.2%	13.4%	11.6%	14.6%	4.5%	#DIV/0!	#DIV/0!	#DIV/0!	#DIV/0!	#DIV/0!
Total # of vehicles	861	0	294	201	155	123	88	0	0	0	0	0
Average speed	61.2	#DIV/0!	61.5	62.4	60.7	62.0	57.7	#DIV/0!	#DIV/0!	#DIV/0!	#DIV/0!	#DIV/0!
St. Dev.	10.5	#DIV/0!	10.6	10.0	10.4	10.7	10.4	#DIV/0!	#DIV/0!	#DIV/0!	#DIV/0!	#DIV/0!
85th percentile	71.8	#NUM!	71.0	73.4	71.0	73.4	68.4	#NUM!	#NUM!	#NUM!	#NUM!	#NUM!
Min	34.3	0.0	37.7	34.3	37.7	37.7	37.7	0.0	0.0	0.0	0.0	0.0
Max	102.6	0.0	102.6	94.8	87.7	91.2	92.3	0.0	0.0	0.0	0.0	0.0
Range	68.3	0.0	64.9	60.5	50.0	53.5	54.6	0.0	0.0	0.0	0.0	0.0

		Hour										
Vehicle Speed (0-25 FT Vehicles)	Total	20:00-21:00	21:00-22:00	22:00-23:00	23:00-00:00	00:00-01:00	01:00-02:00	02:00-03:00	03:00-04:00	04:00-05:00	05:00-06:00	06:00-07:00
		MPH										
< 10	0.0%	#DIV/0!	0.0%	0.0%	0.0%	0.0%	0.0%	#DIV/0!	#DIV/0!	#DIV/0!	#DIV/0!	#DIV/0!
10-14	0.0%	#DIV/0!	0.0%	0.0%	0.0%	0.0%	0.0%	#DIV/0!	#DIV/0!	#DIV/0!	#DIV/0!	#DIV/0!
15-19	0.0%	#DIV/0!	0.0%	0.0%	0.0%	0.0%	0.0%	#DIV/0!	#DIV/0!	#DIV/0!	#DIV/0!	#DIV/0!
20-24	0.0%	#DIV/0!	0.0%	0.0%	0.0%	0.0%	0.0%	#DIV/0!	#DIV/0!	#DIV/0!	#DIV/0!	#DIV/0!
25-29	0.0%	#DIV/0!	0.0%	0.0%	0.0%	0.0%	0.0%	#DIV/0!	#DIV/0!	#DIV/0!	#DIV/0!	#DIV/0!
30-34	0.2%	#DIV/0!	0.0%	0.8%	0.0%	0.0%	0.0%	#DIV/0!	#DIV/0!	#DIV/0!	#DIV/0!	#DIV/0!
35-39	0.6%	#DIV/0!	0.0%	0.0%	2.3%	1.3%	0.0%	#DIV/0!	#DIV/0!	#DIV/0!	#DIV/0!	#DIV/0!
40-44	1.9%	#DIV/0!	2.7%	0.8%	3.4%	0.0%	2.2%	#DIV/0!	#DIV/0!	#DIV/0!	#DIV/0!	#DIV/0!
45-49	1.9%	#DIV/0!	1.6%	2.5%	0.0%	0.0%	8.7%	#DIV/0!	#DIV/0!	#DIV/0!	#DIV/0!	#DIV/0!
50-54	6.4%	#DIV/0!	5.9%	3.3%	8.0%	7.9%	10.9%	#DIV/0!	#DIV/0!	#DIV/0!	#DIV/0!	#DIV/0!
55-59	15.0%	#DIV/0!	14.4%	13.2%	18.2%	21.1%	6.5%	#DIV/0!	#DIV/0!	#DIV/0!	#DIV/0!	#DIV/0!
60-64	17.7%	#DIV/0!	20.2%	13.2%	14.8%	18.4%	23.9%	#DIV/0!	#DIV/0!	#DIV/0!	#DIV/0!	#DIV/0!
65-69	28.1%	#DIV/0!	29.8%	33.1%	25.0%	15.8%	34.8%	#DIV/0!	#DIV/0!	#DIV/0!	#DIV/0!	#DIV/0!
70-74	11.0%	#DIV/0!	11.7%	11.6%	9.1%	13.2%	6.5%	#DIV/0!	#DIV/0!	#DIV/0!	#DIV/0!	#DIV/0!
>=75	17.1%	#DIV/0!	13.8%	21.5%	19.3%	22.4%	6.5%	#DIV/0!	#DIV/0!	#DIV/0!	#DIV/0!	#DIV/0!
Total # of vehicles	519	0	188	121	88	76	46	0	0	0	0	0
Average speed	65.6	#DIV/0!	65.5	66.9	64.9	66.1	63.3	#DIV/0!	#DIV/0!	#DIV/0!	#DIV/0!	#DIV/0!
St. Dev.	9.7	#DIV/0!	9.5	9.3	10.4	10.2	9.3	#DIV/0!	#DIV/0!	#DIV/0!	#DIV/0!	#DIV/0!
85th percentile	75.2	#NUM!	73.4	75.8	75.8	77.0	69.6	#NUM!	#NUM!	#NUM!	#NUM!	#NUM!
Min	34.3	0.0	42.4	34.3	37.7	37.7	44.8	0.0	0.0	0.0	0.0	0.0
Max	102.6	0.0	102.6	94.8	87.7	91.2	92.3	0.0	0.0	0.0	0.0	0.0
Range	68.3	0.0	60.1	60.5	50.0	53.5	47.5	0.0	0.0	0.0	0.0	0.0

Vehicle Speed (25-50 FT Vehicles)	Hour											
	Total	20:00-21:00	21:00-22:00	22:00-23:00	23:00-00:00	00:00-01:00	01:00-02:00	02:00-03:00	03:00-04:00	04:00-05:00	05:00-06:00	06:00-07:00
MPH												
< 10	0.0%	#DIV/0!	0.0%	0.0%	0.0%	0.0%	0.0%	#DIV/0!	#DIV/0!	#DIV/0!	#DIV/0!	#DIV/0!
10-14	0.0%	#DIV/0!	0.0%	0.0%	0.0%	0.0%	0.0%	#DIV/0!	#DIV/0!	#DIV/0!	#DIV/0!	#DIV/0!
15-19	0.0%	#DIV/0!	0.0%	0.0%	0.0%	0.0%	0.0%	#DIV/0!	#DIV/0!	#DIV/0!	#DIV/0!	#DIV/0!
20-24	0.0%	#DIV/0!	0.0%	0.0%	0.0%	0.0%	0.0%	#DIV/0!	#DIV/0!	#DIV/0!	#DIV/0!	#DIV/0!
25-29	0.0%	#DIV/0!	0.0%	0.0%	0.0%	0.0%	0.0%	#DIV/0!	#DIV/0!	#DIV/0!	#DIV/0!	#DIV/0!
30-34	0.0%	#DIV/0!	0.0%	0.0%	0.0%	0.0%	0.0%	#DIV/0!	#DIV/0!	#DIV/0!	#DIV/0!	#DIV/0!
35-39	0.9%	#DIV/0!	1.4%	0.0%	0.0%	0.0%	4.0%	#DIV/0!	#DIV/0!	#DIV/0!	#DIV/0!	#DIV/0!
40-44	7.6%	#DIV/0!	9.9%	2.0%	0.0%	6.3%	24.0%	#DIV/0!	#DIV/0!	#DIV/0!	#DIV/0!	#DIV/0!
45-49	17.5%	#DIV/0!	19.7%	14.3%	17.6%	25.0%	8.0%	#DIV/0!	#DIV/0!	#DIV/0!	#DIV/0!	#DIV/0!
50-54	27.0%	#DIV/0!	26.8%	22.4%	26.5%	18.8%	48.0%	#DIV/0!	#DIV/0!	#DIV/0!	#DIV/0!	#DIV/0!
55-59	23.7%	#DIV/0!	22.5%	36.7%	23.5%	25.0%	0.0%	#DIV/0!	#DIV/0!	#DIV/0!	#DIV/0!	#DIV/0!
60-64	12.3%	#DIV/0!	9.9%	10.2%	20.6%	18.8%	4.0%	#DIV/0!	#DIV/0!	#DIV/0!	#DIV/0!	#DIV/0!
65-69	7.6%	#DIV/0!	7.0%	8.2%	11.8%	3.1%	8.0%	#DIV/0!	#DIV/0!	#DIV/0!	#DIV/0!	#DIV/0!
70-74	0.9%	#DIV/0!	0.0%	4.1%	0.0%	0.0%	0.0%	#DIV/0!	#DIV/0!	#DIV/0!	#DIV/0!	#DIV/0!
>=75	2.4%	#DIV/0!	2.8%	2.0%	0.0%	3.1%	4.0%	#DIV/0!	#DIV/0!	#DIV/0!	#DIV/0!	#DIV/0!
Total # of vehicle	211	0	71	49	34	32	25	0	0	0	0	0
Average speed	55.1	#DIV/0!	54.3	56.9	56.2	54.9	52.2	#DIV/0!	#DIV/0!	#DIV/0!	#DIV/0!	#DIV/0!
St. Dev.	8.1	#DIV/0!	8.6	7.3	6.0	8.7	9.0	#DIV/0!	#DIV/0!	#DIV/0!	#DIV/0!	#DIV/0!
85th percentile	61.5	#NUM!	61.0	63.9	62.7	61.5	56.7	#NUM!	#NUM!	#NUM!	#NUM!	#NUM!
Min	37.7	0.0	37.7	43.6	46.0	43.6	38.9	0.0	0.0	0.0	0.0	0.0
Max	93.5	0.0	93.5	78.7	67.4	86.5	78.1	0.0	0.0	0.0	0.0	0.0
Range	55.8	0.0	55.8	35.0	21.4	42.9	39.3	0.0	0.0	0.0	0.0	0.0

Vehicle Speed (50-75 FT Vehicles)	Hour											
	Total	20:00-21:00	21:00-22:00	22:00-23:00	23:00-00:00	00:00-01:00	01:00-02:00	02:00-03:00	03:00-04:00	04:00-05:00	05:00-06:00	06:00-07:00
MPH												
< 10	0.0%	#DIV/0!	0.0%	0.0%	0.0%	0.0%	0.0%	#DIV/0!	#DIV/0!	#DIV/0!	#DIV/0!	#DIV/0!
10-14	0.0%	#DIV/0!	0.0%	0.0%	0.0%	0.0%	0.0%	#DIV/0!	#DIV/0!	#DIV/0!	#DIV/0!	#DIV/0!
15-19	0.0%	#DIV/0!	0.0%	0.0%	0.0%	0.0%	0.0%	#DIV/0!	#DIV/0!	#DIV/0!	#DIV/0!	#DIV/0!
20-24	0.0%	#DIV/0!	0.0%	0.0%	0.0%	0.0%	0.0%	#DIV/0!	#DIV/0!	#DIV/0!	#DIV/0!	#DIV/0!
25-29	0.0%	#DIV/0!	0.0%	0.0%	0.0%	0.0%	0.0%	#DIV/0!	#DIV/0!	#DIV/0!	#DIV/0!	#DIV/0!
30-34	0.0%	#DIV/0!	0.0%	0.0%	0.0%	0.0%	0.0%	#DIV/0!	#DIV/0!	#DIV/0!	#DIV/0!	#DIV/0!
35-39	1.7%	#DIV/0!	3.2%	0.0%	0.0%	0.0%	6.7%	#DIV/0!	#DIV/0!	#DIV/0!	#DIV/0!	#DIV/0!
40-44	7.8%	#DIV/0!	6.5%	7.1%	7.1%	7.1%	13.3%	#DIV/0!	#DIV/0!	#DIV/0!	#DIV/0!	#DIV/0!
45-49	22.4%	#DIV/0!	16.1%	32.1%	25.0%	14.3%	20.0%	#DIV/0!	#DIV/0!	#DIV/0!	#DIV/0!	#DIV/0!
50-54	32.8%	#DIV/0!	45.2%	32.1%	32.1%	7.1%	33.3%	#DIV/0!	#DIV/0!	#DIV/0!	#DIV/0!	#DIV/0!
55-59	20.7%	#DIV/0!	12.9%	21.4%	17.9%	42.9%	20.0%	#DIV/0!	#DIV/0!	#DIV/0!	#DIV/0!	#DIV/0!
60-64	11.2%	#DIV/0!	9.7%	7.1%	14.3%	21.4%	6.7%	#DIV/0!	#DIV/0!	#DIV/0!	#DIV/0!	#DIV/0!
65-69	3.4%	#DIV/0!	6.5%	0.0%	3.6%	7.1%	0.0%	#DIV/0!	#DIV/0!	#DIV/0!	#DIV/0!	#DIV/0!
70-74	0.0%	#DIV/0!	0.0%	0.0%	0.0%	0.0%	0.0%	#DIV/0!	#DIV/0!	#DIV/0!	#DIV/0!	#DIV/0!
>=75	0.0%	#DIV/0!	0.0%	0.0%	0.0%	0.0%	0.0%	#DIV/0!	#DIV/0!	#DIV/0!	#DIV/0!	#DIV/0!
Total # of vehicle	116	0	31	28	28	14	15	0	0	0	0	0
Average speed	53.4	#DIV/0!	53.6	52.8	53.4	56.7	50.7	#DIV/0!	#DIV/0!	#DIV/0!	#DIV/0!	#DIV/0!
St. Dev.	6.1	#DIV/0!	6.6	4.6	6.0	6.5	6.3	#DIV/0!	#DIV/0!	#DIV/0!	#DIV/0!	#DIV/0!
85th percentile	59.1	#NUM!	59.7	56.7	60.2	61.5	55.5	#NUM!	#NUM!	#NUM!	#NUM!	#NUM!
Min	37.7	0.0	38.9	43.6	42.4	44.8	37.7	0.0	0.0	0.0	0.0	0.0
Max	68.6	0.0	68.6	62.7	68.6	68.6	63.9	0.0	0.0	0.0	0.0	0.0
Range	31.0	0.0	29.8	19.0	26.2	23.8	26.2	0.0	0.0	0.0	0.0	0.0

Vehicle Speed (+75 FT Vehicles)	Hour											
	Total	20:00-21:00	21:00-22:00	22:00-23:00	23:00-00:00	00:00-01:00	01:00-02:00	02:00-03:00	03:00-04:00	04:00-05:00	05:00-06:00	06:00-07:00
MPH												
< 10	0.0%	#DIV/0!	0.0%	0.0%	0.0%	0.0%	0.0%	#DIV/0!	#DIV/0!	#DIV/0!	#DIV/0!	#DIV/0!
10-14	0.0%	#DIV/0!	0.0%	0.0%	0.0%	0.0%	0.0%	#DIV/0!	#DIV/0!	#DIV/0!	#DIV/0!	#DIV/0!
15-19	0.0%	#DIV/0!	0.0%	0.0%	0.0%	0.0%	0.0%	#DIV/0!	#DIV/0!	#DIV/0!	#DIV/0!	#DIV/0!
20-24	0.0%	#DIV/0!	0.0%	0.0%	0.0%	0.0%	0.0%	#DIV/0!	#DIV/0!	#DIV/0!	#DIV/0!	#DIV/0!
25-29	0.0%	#DIV/0!	0.0%	0.0%	0.0%	0.0%	0.0%	#DIV/0!	#DIV/0!	#DIV/0!	#DIV/0!	#DIV/0!
30-34	0.0%	#DIV/0!	0.0%	0.0%	0.0%	0.0%	0.0%	#DIV/0!	#DIV/0!	#DIV/0!	#DIV/0!	#DIV/0!
35-39	0.0%	#DIV/0!	0.0%	0.0%	0.0%	0.0%	0.0%	#DIV/0!	#DIV/0!	#DIV/0!	#DIV/0!	#DIV/0!
40-44	 6.7%	#DIV/0!	0.0%	0.0%	0.0%	0.0%	50.0%	#DIV/0!	#DIV/0!	#DIV/0!	#DIV/0!	#DIV/0!
45-49	 26.7%	#DIV/0!	25.0%	0.0%	60.0%	0.0%	0.0%	#DIV/0!	#DIV/0!	#DIV/0!	#DIV/0!	#DIV/0!
50-54	 6.7%	#DIV/0!	0.0%	33.3%	0.0%	0.0%	0.0%	#DIV/0!	#DIV/0!	#DIV/0!	#DIV/0!	#DIV/0!
55-59	 13.3%	#DIV/0!	25.0%	0.0%	0.0%	0.0%	50.0%	#DIV/0!	#DIV/0!	#DIV/0!	#DIV/0!	#DIV/0!
60-64	 6.7%	#DIV/0!	0.0%	33.3%	0.0%	0.0%	0.0%	#DIV/0!	#DIV/0!	#DIV/0!	#DIV/0!	#DIV/0!
65-69	 13.3%	#DIV/0!	0.0%	33.3%	0.0%	100.0%	0.0%	#DIV/0!	#DIV/0!	#DIV/0!	#DIV/0!	#DIV/0!
70-74	 6.7%	#DIV/0!	0.0%	0.0%	20.0%	0.0%	0.0%	#DIV/0!	#DIV/0!	#DIV/0!	#DIV/0!	#DIV/0!
>=75	 20.0%	#DIV/0!	50.0%	0.0%	20.0%	0.0%	0.0%	#DIV/0!	#DIV/0!	#DIV/0!	#DIV/0!	#DIV/0!
Total # of vehicle	15	0	4	3	5	1	2	0	0	0	0	0
Average speed	61.1	#DIV/0!	66.2	61.5	60.0	66.2	50.2	#DIV/0!	#DIV/0!	#DIV/0!	#DIV/0!	#DIV/0!
St. Dev.	14.1	#DIV/0!	16.2	8.6	18.6	#DIV/0!	9.3	#DIV/0!	#DIV/0!	#DIV/0!	#DIV/0!	#DIV/0!
85th percentile	78.5	#NUM!	80.0	67.2	77.7	66.2	54.8	#NUM!	#NUM!	#NUM!	#NUM!	#NUM!
Min	43.6	0.0	48.4	52.0	46.0	66.2	43.6	0.0	0.0	0.0	0.0	0.0
Max	87.7	0.0	80.5	68.6	87.7	66.2	56.7	0.0	0.0	0.0	0.0	0.0
Range	44.1	0.0	32.1	16.7	41.7	0.0	13.1	0.0	0.0	0.0	0.0	0.0

Day 5 RWA

		Hour										
Vehicle Speed (all vehicles)	Total	20:00-21:00	21:00-22:00	22:00-23:00	23:00-00:00	00:00-01:00	01:00-02:00	02:00-03:00	03:00-04:00	04:00-05:00	05:00-06:00	06:00-07:00
		MPH										
< 10	0.2%	#DIV/0!	0.3%	0.0%	0.0%	0.7%	0.0%	#DIV/0!	#DIV/0!	#DIV/0!	#DIV/0!	#DIV/0!
10-14	0.5%	#DIV/0!	0.6%	0.0%	1.1%	0.7%	0.0%	#DIV/0!	#DIV/0!	#DIV/0!	#DIV/0!	#DIV/0!
15-19	3.5%	#DIV/0!	2.4%	2.8%	5.1%	5.6%	2.7%	#DIV/0!	#DIV/0!	#DIV/0!	#DIV/0!	#DIV/0!
20-24	5.4%	#DIV/0!	4.8%	5.3%	6.3%	3.5%	8.9%	#DIV/0!	#DIV/0!	#DIV/0!	#DIV/0!	#DIV/0!
25-29	7.2%	#DIV/0!	7.5%	2.4%	10.3%	11.9%	6.3%	#DIV/0!	#DIV/0!	#DIV/0!	#DIV/0!	#DIV/0!
30-34	7.3%	#DIV/0!	8.4%	6.5%	8.0%	3.5%	9.8%	#DIV/0!	#DIV/0!	#DIV/0!	#DIV/0!	#DIV/0!
35-39	9.0%	#DIV/0!	8.7%	8.1%	6.9%	9.1%	15.2%	#DIV/0!	#DIV/0!	#DIV/0!	#DIV/0!	#DIV/0!
40-44	11.1%	#DIV/0!	12.9%	8.1%	4.6%	4.2%	11.6%	#DIV/0!	#DIV/0!	#DIV/0!	#DIV/0!	#DIV/0!
45-49	16.1%	#DIV/0!	18.9%	14.6%	16.0%	16.1%	11.6%	#DIV/0!	#DIV/0!	#DIV/0!	#DIV/0!	#DIV/0!
50-54	18.3%	#DIV/0!	14.1%	23.1%	19.4%	20.3%	16.1%	#DIV/0!	#DIV/0!	#DIV/0!	#DIV/0!	#DIV/0!
55-59	11.8%	#DIV/0!	13.2%	13.8%	12.0%	7.7%	8.0%	#DIV/0!	#DIV/0!	#DIV/0!	#DIV/0!	#DIV/0!
60-64	5.6%	#DIV/0!	4.8%	8.1%	4.6%	4.9%	5.4%	#DIV/0!	#DIV/0!	#DIV/0!	#DIV/0!	#DIV/0!
65-69	2.4%	#DIV/0!	2.4%	3.2%	1.7%	2.1%	1.8%	#DIV/0!	#DIV/0!	#DIV/0!	#DIV/0!	#DIV/0!
70-74	0.5%	#DIV/0!	0.3%	0.8%	0.6%	0.0%	0.9%	#DIV/0!	#DIV/0!	#DIV/0!	#DIV/0!	#DIV/0!
>=75	1.0%	#DIV/0!	0.6%	1.6%	0.0%	1.4%	1.8%	#DIV/0!	#DIV/0!	#DIV/0!	#DIV/0!	#DIV/0!
Total # of vehicles	1010	0	333	247	175	143	112	0	0	0	0	0
Average speed	44.6	#DIV/0!	44.4	47.4	43.0	43.2	43.2	#DIV/0!	#DIV/0!	#DIV/0!	#DIV/0!	#DIV/0!
St. Dev.	13.1	#DIV/0!	12.5	12.6	13.6	13.8	13.4	#DIV/0!	#DIV/0!	#DIV/0!	#DIV/0!	#DIV/0!
85th percentile	57.4	#NUM!	56.6	59.2	56.9	56.2	56.9	#NUM!	#NUM!	#NUM!	#NUM!	#NUM!
Min	6.6	0.0	6.6	16.9	11.2	6.6	18.0	0.0	0.0	0.0	0.0	0.0
Max	83.2	0.0	77.9	83.2	70.6	79.7	77.5	0.0	0.0	0.0	0.0	0.0
Range	76.6	0.0	71.3	66.3	59.5	73.1	59.5	0.0	0.0	0.0	0.0	0.0

		Hour										
Vehicle Speed (0-25 FT Vehicles)	Total	20:00-21:00	21:00-22:00	22:00-23:00	23:00-00:00	00:00-01:00	01:00-02:00	02:00-03:00	03:00-04:00	04:00-05:00	05:00-06:00	06:00-07:00
		MPH										
< 10	0.3%	#DIV/0!	0.5%	0.0%	0.0%	1.2%	0.0%	#DIV/0!	#DIV/0!	#DIV/0!	#DIV/0!	#DIV/0!
10-14	0.3%	#DIV/0!	0.5%	0.0%	1.1%	0.0%	0.0%	#DIV/0!	#DIV/0!	#DIV/0!	#DIV/0!	#DIV/0!
15-19	0.7%	#DIV/0!	0.5%	0.7%	0.0%	2.4%	0.0%	#DIV/0!	#DIV/0!	#DIV/0!	#DIV/0!	#DIV/0!
20-24	1.0%	#DIV/0!	1.4%	0.7%	0.0%	1.2%	1.6%	#DIV/0!	#DIV/0!	#DIV/0!	#DIV/0!	#DIV/0!
25-29	2.7%	#DIV/0!	4.3%	1.3%	4.3%	1.2%	0.0%	#DIV/0!	#DIV/0!	#DIV/0!	#DIV/0!	#DIV/0!
30-34	3.7%	#DIV/0!	5.7%	1.3%	3.2%	1.2%	6.3%	#DIV/0!	#DIV/0!	#DIV/0!	#DIV/0!	#DIV/0!
35-39	5.1%	#DIV/0!	4.8%	2.0%	5.3%	3.6%	15.9%	#DIV/0!	#DIV/0!	#DIV/0!	#DIV/0!	#DIV/0!
40-44	10.0%	#DIV/0!	13.3%	6.6%	5.3%	14.5%	7.9%	#DIV/0!	#DIV/0!	#DIV/0!	#DIV/0!	#DIV/0!
45-49	18.1%	#DIV/0!	18.6%	15.1%	19.1%	20.5%	19.0%	#DIV/0!	#DIV/0!	#DIV/0!	#DIV/0!	#DIV/0!
50-54	26.4%	#DIV/0!	20.5%	32.2%	28.7%	31.3%	22.2%	#DIV/0!	#DIV/0!	#DIV/0!	#DIV/0!	#DIV/0!
55-59	18.4%	#DIV/0!	20.0%	21.7%	22.3%	8.4%	12.7%	#DIV/0!	#DIV/0!	#DIV/0!	#DIV/0!	#DIV/0!
60-64	7.8%	#DIV/0!	5.7%	11.2%	6.4%	8.4%	7.9%	#DIV/0!	#DIV/0!	#DIV/0!	#DIV/0!	#DIV/0!
65-69	3.5%	#DIV/0!	3.8%	3.9%	3.2%	3.6%	1.6%	#DIV/0!	#DIV/0!	#DIV/0!	#DIV/0!	#DIV/0!
70-74	0.7%	#DIV/0!	0.0%	1.3%	1.1%	0.0%	1.6%	#DIV/0!	#DIV/0!	#DIV/0!	#DIV/0!	#DIV/0!
>=75	1.3%	#DIV/0!	0.5%	2.0%	0.0%	2.4%	3.2%	#DIV/0!	#DIV/0!	#DIV/0!	#DIV/0!	#DIV/0!
Total # of vehicles	602	0	210	152	94	83	63	0	0	0	0	0
Average speed	50.2	#DIV/0!	48.6	53.0	50.5	49.6	49.4	#DIV/0!	#DIV/0!	#DIV/0!	#DIV/0!	#DIV/0!
St. Dev.	10.5	#DIV/0!	11.0	8.8	9.9	11.5	11.1	#DIV/0!	#DIV/0!	#DIV/0!	#DIV/0!	#DIV/0!
85th percentile	59.2	#NUM!	58.2	60.7	58.3	59.2	59.2	#NUM!	#NUM!	#NUM!	#NUM!	#NUM!
Min	6.6	0.0	6.6	16.9	12.3	6.6	24.9	0.0	0.0	0.0	0.0	0.0
Max	79.7	0.0	77.9	77.9	70.6	79.7	77.5	0.0	0.0	0.0	0.0	0.0
Range	73.1	0.0	71.3	61.0	58.3	73.1	52.6	0.0	0.0	0.0	0.0	0.0



		Hour										
Vehicle Speed (25-50 FT Vehicles)	Total	20:00-21:00	21:00-22:00	22:00-23:00	23:00-00:00	00:00-01:00	01:00-02:00	02:00-03:00	03:00-04:00	04:00-05:00	05:00-06:00	06:00-07:00
		MPH										
< 10	0.0%	#DIV/0!	0.0%	0.0%	0.0%	0.0%	0.0%	#DIV/0!	#DIV/0!	#DIV/0!	#DIV/0!	#DIV/0!
10-14	1.1%	#DIV/0!	1.5%	0.0%	0.0%	4.0%	0.0%	#DIV/0!	#DIV/0!	#DIV/0!	#DIV/0!	#DIV/0!
15-19	4.3%	#DIV/0!	4.6%	4.4%	7.1%	4.0%	0.0%	#DIV/0!	#DIV/0!	#DIV/0!	#DIV/0!	#DIV/0!
20-24	5.4%	#DIV/0!	6.2%	6.7%	0.0%	4.0%	9.1%	#DIV/0!	#DIV/0!	#DIV/0!	#DIV/0!	#DIV/0!
25-29	11.4%	#DIV/0!	10.8%	4.4%	10.7%	20.0%	18.2%	#DIV/0!	#DIV/0!	#DIV/0!	#DIV/0!	#DIV/0!
30-34	11.4%	#DIV/0!	12.3%	15.6%	7.1%	0.0%	18.2%	#DIV/0!	#DIV/0!	#DIV/0!	#DIV/0!	#DIV/0!
35-39	13.5%	#DIV/0!	13.8%	15.6%	14.3%	12.0%	9.1%	#DIV/0!	#DIV/0!	#DIV/0!	#DIV/0!	#DIV/0!
40-44	14.1%	#DIV/0!	10.8%	13.3%	14.3%	16.0%	22.7%	#DIV/0!	#DIV/0!	#DIV/0!	#DIV/0!	#DIV/0!
45-49	19.5%	#DIV/0!	27.7%	15.6%	21.4%	16.0%	4.5%	#DIV/0!	#DIV/0!	#DIV/0!	#DIV/0!	#DIV/0!
50-54	9.2%	#DIV/0!	4.6%	13.3%	17.9%	8.0%	4.5%	#DIV/0!	#DIV/0!	#DIV/0!	#DIV/0!	#DIV/0!
55-59	3.2%	#DIV/0!	1.5%	0.0%	0.0%	16.0%	4.5%	#DIV/0!	#DIV/0!	#DIV/0!	#DIV/0!	#DIV/0!
60-64	3.8%	#DIV/0!	3.1%	4.4%	7.1%	0.0%	4.5%	#DIV/0!	#DIV/0!	#DIV/0!	#DIV/0!	#DIV/0!
65-69	1.6%	#DIV/0!	0.0%	4.4%	0.0%	0.0%	4.5%	#DIV/0!	#DIV/0!	#DIV/0!	#DIV/0!	#DIV/0!
70-74	0.5%	#DIV/0!	1.5%	0.0%	0.0%	0.0%	0.0%	#DIV/0!	#DIV/0!	#DIV/0!	#DIV/0!	#DIV/0!
>=75	1.1%	#DIV/0!	1.5%	2.2%	0.0%	0.0%	0.0%	#DIV/0!	#DIV/0!	#DIV/0!	#DIV/0!	#DIV/0!
Total # of vehicle	185	0	65	45	28	25	22	0	0	0	0	0
Average speed	40.5	#DIV/0!	39.4	42.1	42.3	39.5	39.6	#DIV/0!	#DIV/0!	#DIV/0!	#DIV/0!	#DIV/0!
St. Dev.	12.6	#DIV/0!	12.0	13.6	12.0	13.5	12.0	#DIV/0!	#DIV/0!	#DIV/0!	#DIV/0!	#DIV/0!
85th percentile	52.3	#NUM!	49.2	52.9	52.3	54.7	52.2	#NUM!	#NUM!	#NUM!	#NUM!	#NUM!
Min	11.2	0.0	11.2	19.2	15.7	12.3	20.3	0.0	0.0	0.0	0.0	0.0
Max	83.2	0.0	74.3	83.2	64.9	59.2	65.4	0.0	0.0	0.0	0.0	0.0
Range	72.1	0.0	63.1	64.1	49.2	46.9	45.1	0.0	0.0	0.0	0.0	0.0

		Hour										
Vehicle Speed (50-75 FT Vehicles)	Total	20:00-21:00	21:00-22:00	22:00-23:00	23:00-00:00	00:00-01:00	01:00-02:00	02:00-03:00	03:00-04:00	04:00-05:00	05:00-06:00	06:00-07:00
		MPH										
< 10	0.0%	#DIV/0!	0.0%	0.0%	0.0%	0.0%	0.0%	#DIV/0!	#DIV/0!	#DIV/0!	#DIV/0!	#DIV/0!
10-14	0.6%	#DIV/0!	0.0%	0.0%	2.6%	0.0%	0.0%	#DIV/0!	#DIV/0!	#DIV/0!	#DIV/0!	#DIV/0!
15-19	13.0%	#DIV/0!	9.3%	11.8%	13.2%	19.2%	15.0%	#DIV/0!	#DIV/0!	#DIV/0!	#DIV/0!	#DIV/0!
20-24	19.9%	#DIV/0!	18.6%	20.6%	21.1%	11.5%	30.0%	#DIV/0!	#DIV/0!	#DIV/0!	#DIV/0!	#DIV/0!
25-29	18.0%	#DIV/0!	18.6%	2.9%	28.9%	26.9%	10.0%	#DIV/0!	#DIV/0!	#DIV/0!	#DIV/0!	#DIV/0!
30-34	10.6%	#DIV/0!	7.0%	8.8%	13.2%	11.5%	15.0%	#DIV/0!	#DIV/0!	#DIV/0!	#DIV/0!	#DIV/0!
35-39	12.4%	#DIV/0!	14.0%	20.6%	2.6%	15.4%	10.0%	#DIV/0!	#DIV/0!	#DIV/0!	#DIV/0!	#DIV/0!
40-44	11.2%	#DIV/0!	16.3%	14.7%	7.9%	3.8%	10.0%	#DIV/0!	#DIV/0!	#DIV/0!	#DIV/0!	#DIV/0!
45-49	9.3%	#DIV/0!	11.6%	14.7%	7.9%	7.7%	0.0%	#DIV/0!	#DIV/0!	#DIV/0!	#DIV/0!	#DIV/0!
50-54	4.3%	#DIV/0!	2.3%	5.9%	2.6%	3.8%	10.0%	#DIV/0!	#DIV/0!	#DIV/0!	#DIV/0!	#DIV/0!
55-59	0.0%	#DIV/0!	0.0%	0.0%	0.0%	0.0%	0.0%	#DIV/0!	#DIV/0!	#DIV/0!	#DIV/0!	#DIV/0!
60-64	0.6%	#DIV/0!	2.3%	0.0%	0.0%	0.0%	0.0%	#DIV/0!	#DIV/0!	#DIV/0!	#DIV/0!	#DIV/0!
65-69	0.0%	#DIV/0!	0.0%	0.0%	0.0%	0.0%	0.0%	#DIV/0!	#DIV/0!	#DIV/0!	#DIV/0!	#DIV/0!
70-74	0.0%	#DIV/0!	0.0%	0.0%	0.0%	0.0%	0.0%	#DIV/0!	#DIV/0!	#DIV/0!	#DIV/0!	#DIV/0!
>=75	0.0%	#DIV/0!	0.0%	0.0%	0.0%	0.0%	0.0%	#DIV/0!	#DIV/0!	#DIV/0!	#DIV/0!	#DIV/0!
Total # of vehicle	161	0	43	34	38	26	20	0	0	0	0	0
Average speed	31.8	#DIV/0!	33.8	34.2	29.1	30.3	30.2	#DIV/0!	#DIV/0!	#DIV/0!	#DIV/0!	#DIV/0!
St. Dev.	10.5	#DIV/0!	10.6	10.6	9.6	10.4	10.6	#DIV/0!	#DIV/0!	#DIV/0!	#DIV/0!	#DIV/0!
85th percentile	44.3	#NUM!	45.3	46.6	41.9	39.8	42.2	#NUM!	#NUM!	#NUM!	#NUM!	#NUM!
Min	11.2	0.0	19.2	18.0	11.2	15.7	18.0	0.0	0.0	0.0	0.0	0.0
Max	61.8	0.0	61.8	52.3	51.2	54.6	52.9	0.0	0.0	0.0	0.0	0.0
Range	50.7	0.0	42.7	34.3	40.0	38.9	34.9	0.0	0.0	0.0	0.0	0.0

Vehicle Speed (+75 FT Vehicles)	Hour											
	Total	20:00-21:00	21:00-22:00	22:00-23:00	23:00-00:00	00:00-01:00	01:00-02:00	02:00-03:00	03:00-04:00	04:00-05:00	05:00-06:00	06:00-07:00
MPH												
< 10		0.0% #DIV/0!	0.0%	0.0%	0.0%	0.0%	0.0%	0.0% #DIV/0!	#DIV/0!	#DIV/0!	#DIV/0!	#DIV/0!
10-14		0.0% #DIV/0!	0.0%	0.0%	0.0%	0.0%	0.0%	0.0% #DIV/0!	#DIV/0!	#DIV/0!	#DIV/0!	#DIV/0!
15-19		3.2% #DIV/0!	0.0%	0.0%	13.3%	0.0%	0.0%	0.0% #DIV/0!	#DIV/0!	#DIV/0!	#DIV/0!	#DIV/0!
20-24		11.3% #DIV/0!	6.7%	12.5%	20.0%	0.0%	14.3%	0.0% #DIV/0!	#DIV/0!	#DIV/0!	#DIV/0!	#DIV/0!
25-29		11.3% #DIV/0!	6.7%	6.3%	0.0%	44.4%	14.3%	0.0% #DIV/0!	#DIV/0!	#DIV/0!	#DIV/0!	#DIV/0!
30-34		22.6% #DIV/0!	33.3%	25.0%	26.7%	11.1%	0.0%	0.0% #DIV/0!	#DIV/0!	#DIV/0!	#DIV/0!	#DIV/0!
35-39		24.2% #DIV/0!	26.7%	18.8%	13.3%	33.3%	42.9%	0.0% #DIV/0!	#DIV/0!	#DIV/0!	#DIV/0!	#DIV/0!
40-44		12.9% #DIV/0!	6.7%	18.8%	13.3%	11.1%	14.3%	0.0% #DIV/0!	#DIV/0!	#DIV/0!	#DIV/0!	#DIV/0!
45-49		4.8% #DIV/0!	6.7%	6.3%	6.7%	0.0%	0.0%	0.0% #DIV/0!	#DIV/0!	#DIV/0!	#DIV/0!	#DIV/0!
50-54		3.2% #DIV/0!	0.0%	0.0%	6.7%	0.0%	14.3%	0.0% #DIV/0!	#DIV/0!	#DIV/0!	#DIV/0!	#DIV/0!
55-59		3.2% #DIV/0!	6.7%	6.3%	0.0%	0.0%	0.0%	0.0% #DIV/0!	#DIV/0!	#DIV/0!	#DIV/0!	#DIV/0!
60-64		3.2% #DIV/0!	6.7%	6.3%	0.0%	0.0%	0.0%	0.0% #DIV/0!	#DIV/0!	#DIV/0!	#DIV/0!	#DIV/0!
65-69		0.0% #DIV/0!	0.0%	0.0%	0.0%	0.0%	0.0%	0.0% #DIV/0!	#DIV/0!	#DIV/0!	#DIV/0!	#DIV/0!
70-74		0.0% #DIV/0!	0.0%	0.0%	0.0%	0.0%	0.0%	0.0% #DIV/0!	#DIV/0!	#DIV/0!	#DIV/0!	#DIV/0!
>=75		0.0% #DIV/0!	0.0%	0.0%	0.0%	0.0%	0.0%	0.0% #DIV/0!	#DIV/0!	#DIV/0!	#DIV/0!	#DIV/0!
Total # of vehicle	62	0	15	16	15	9	7	0	0	0	0	0
Average speed	35.8	#DIV/0!	37.8	38.7	32.7	32.7	35.9	#DIV/0!	#DIV/0!	#DIV/0!	#DIV/0!	#DIV/0!
St. Dev.	9.9	#DIV/0!	10.4	11.0	9.9	5.7	10.1	#DIV/0!	#DIV/0!	#DIV/0!	#DIV/0!	#DIV/0!
85th percentile	44.3	#NUM!	45.1	46.9	40.9	38.2	42.0	#NUM!	#NUM!	#NUM!	#NUM!	#NUM!
Min	18.0	0.0	24.9	22.6	18.0	26.0	20.3	0.0	0.0	0.0	0.0	0.0
Max	62.7	0.0	62.7	61.5	52.3	41.3	52.3	0.0	0.0	0.0	0.0	0.0
Range	44.7	0.0	37.8	38.9	34.3	15.3	32.0	0.0	0.0	0.0	0.0	0.0

Day 5 Beginning of Taper

		Hour										
Vehicle Speed (all vehicles)	Total	20:00-21:00	21:00-22:00	22:00-23:00	23:00-00:00	00:00-01:00	01:00-02:00	02:00-03:00	03:00-04:00	04:00-05:00	05:00-06:00	06:00-07:00
		MPH										
< 10	0.0%	#DIV/0!	0.0%	0.0%	0.0%	0.0%	0.0%	#DIV/0!	#DIV/0!	#DIV/0!	#DIV/0!	#DIV/0!
10-14	0.0%	#DIV/0!	0.0%	0.0%	0.0%	0.0%	0.0%	#DIV/0!	#DIV/0!	#DIV/0!	#DIV/0!	#DIV/0!
15-19	0.1%	#DIV/0!	0.0%	0.0%	0.0%	0.9%	0.0%	#DIV/0!	#DIV/0!	#DIV/0!	#DIV/0!	#DIV/0!
20-24	0.7%	#DIV/0!	0.7%	1.0%	0.7%	0.0%	1.0%	#DIV/0!	#DIV/0!	#DIV/0!	#DIV/0!	#DIV/0!
25-29	1.9%	#DIV/0!	0.7%	1.0%	4.1%	2.7%	3.1%	#DIV/0!	#DIV/0!	#DIV/0!	#DIV/0!	#DIV/0!
30-34	3.3%	#DIV/0!	2.5%	4.1%	1.4%	4.5%	5.2%	#DIV/0!	#DIV/0!	#DIV/0!	#DIV/0!	#DIV/0!
35-39	5.3%	#DIV/0!	2.2%	5.6%	9.5%	5.4%	7.3%	#DIV/0!	#DIV/0!	#DIV/0!	#DIV/0!	#DIV/0!
40-44	9.2%	#DIV/0!	6.2%	8.7%	14.3%	7.2%	13.5%	#DIV/0!	#DIV/0!	#DIV/0!	#DIV/0!	#DIV/0!
45-49	14.4%	#DIV/0!	17.1%	15.8%	15.6%	6.3%	11.5%	#DIV/0!	#DIV/0!	#DIV/0!	#DIV/0!	#DIV/0!
50-54	16.1%	#DIV/0!	16.7%	18.9%	11.6%	16.2%	15.6%	#DIV/0!	#DIV/0!	#DIV/0!	#DIV/0!	#DIV/0!
55-59	15.3%	#DIV/0!	18.9%	14.8%	10.9%	18.0%	9.4%	#DIV/0!	#DIV/0!	#DIV/0!	#DIV/0!	#DIV/0!
60-64	13.8%	#DIV/0!	13.8%	15.3%	11.6%	12.6%	15.6%	#DIV/0!	#DIV/0!	#DIV/0!	#DIV/0!	#DIV/0!
65-69	9.6%	#DIV/0!	10.2%	6.1%	9.5%	13.5%	10.4%	#DIV/0!	#DIV/0!	#DIV/0!	#DIV/0!	#DIV/0!
70-74	5.8%	#DIV/0!	6.5%	5.1%	5.4%	9.0%	2.1%	#DIV/0!	#DIV/0!	#DIV/0!	#DIV/0!	#DIV/0!
>=75	4.4%	#DIV/0!	4.4%	3.6%	5.4%	3.6%	5.2%	#DIV/0!	#DIV/0!	#DIV/0!	#DIV/0!	#DIV/0!
Total # of vehicles	825	0	275	196	147	111	96	0	0	0	0	0
Average speed	54.2	#DIV/0!	55.7	53.4	52.7	55.3	52.4	#DIV/0!	#DIV/0!	#DIV/0!	#DIV/0!	#DIV/0!
St. Dev.	12.2	#DIV/0!	11.2	11.9	13.2	12.8	13.1	#DIV/0!	#DIV/0!	#DIV/0!	#DIV/0!	#DIV/0!
85th percentile	66.7	#NUM!	67.0	64.3	66.0	68.5	66.0	#NUM!	#NUM!	#NUM!	#NUM!	#NUM!
Min	19.0	0.0	21.0	21.0	23.0	19.0	24.0	0.0	0.0	0.0	0.0	0.0
Max	88.0	0.0	88.0	86.0	85.0	81.0	86.0	0.0	0.0	0.0	0.0	0.0
Range	69.0	0.0	67.0	65.0	62.0	62.0	62.0	0.0	0.0	0.0	0.0	0.0

		Hour										
Vehicle Speed (0-25 FT Vehicles)	Total	20:00-21:00	21:00-22:00	22:00-23:00	23:00-00:00	00:00-01:00	01:00-02:00	02:00-03:00	03:00-04:00	04:00-05:00	05:00-06:00	06:00-07:00
		MPH										
< 10	0.0%	#DIV/0!	0.0%	0.0%	0.0%	0.0%	0.0%	#DIV/0!	#DIV/0!	#DIV/0!	#DIV/0!	#DIV/0!
10-14	0.0%	#DIV/0!	0.0%	0.0%	0.0%	0.0%	0.0%	#DIV/0!	#DIV/0!	#DIV/0!	#DIV/0!	#DIV/0!
15-19	0.0%	#DIV/0!	0.0%	0.0%	0.0%	0.0%	0.0%	#DIV/0!	#DIV/0!	#DIV/0!	#DIV/0!	#DIV/0!
20-24	0.7%	#DIV/0!	0.6%	0.9%	1.3%	0.0%	0.0%	#DIV/0!	#DIV/0!	#DIV/0!	#DIV/0!	#DIV/0!
25-29	2.6%	#DIV/0!	1.2%	0.9%	5.3%	4.8%	4.4%	#DIV/0!	#DIV/0!	#DIV/0!	#DIV/0!	#DIV/0!
30-34	3.3%	#DIV/0!	3.0%	4.5%	0.0%	3.2%	6.7%	#DIV/0!	#DIV/0!	#DIV/0!	#DIV/0!	#DIV/0!
35-39	3.9%	#DIV/0!	1.8%	5.4%	5.3%	3.2%	6.7%	#DIV/0!	#DIV/0!	#DIV/0!	#DIV/0!	#DIV/0!
40-44	7.2%	#DIV/0!	5.4%	9.9%	9.2%	4.8%	6.7%	#DIV/0!	#DIV/0!	#DIV/0!	#DIV/0!	#DIV/0!
45-49	9.5%	#DIV/0!	9.0%	10.8%	17.1%	1.6%	6.7%	#DIV/0!	#DIV/0!	#DIV/0!	#DIV/0!	#DIV/0!
50-54	12.6%	#DIV/0!	13.8%	14.4%	9.2%	12.9%	8.9%	#DIV/0!	#DIV/0!	#DIV/0!	#DIV/0!	#DIV/0!
55-59	16.9%	#DIV/0!	22.2%	15.3%	10.5%	19.4%	8.9%	#DIV/0!	#DIV/0!	#DIV/0!	#DIV/0!	#DIV/0!
60-64	17.4%	#DIV/0!	17.4%	18.0%	17.1%	9.7%	26.7%	#DIV/0!	#DIV/0!	#DIV/0!	#DIV/0!	#DIV/0!
65-69	13.2%	#DIV/0!	12.6%	9.9%	13.2%	21.0%	13.3%	#DIV/0!	#DIV/0!	#DIV/0!	#DIV/0!	#DIV/0!
70-74	7.6%	#DIV/0!	9.6%	4.5%	5.3%	12.9%	4.4%	#DIV/0!	#DIV/0!	#DIV/0!	#DIV/0!	#DIV/0!
>=75	5.2%	#DIV/0!	3.6%	5.4%	6.6%	6.5%	6.7%	#DIV/0!	#DIV/0!	#DIV/0!	#DIV/0!	#DIV/0!
Total # of vehicles	461	0	167	111	76	62	45	0	0	0	0	0
Average speed	56.3	#DIV/0!	57.2	54.9	54.9	58.6	55.3	#DIV/0!	#DIV/0!	#DIV/0!	#DIV/0!	#DIV/0!
St. Dev.	12.6	#DIV/0!	11.4	12.7	13.4	13.0	14.0	#DIV/0!	#DIV/0!	#DIV/0!	#DIV/0!	#DIV/0!
85th percentile	68.0	#NUM!	68.0	66.5	67.5	70.0	67.2	#NUM!	#NUM!	#NUM!	#NUM!	#NUM!
Min	21.0	0.0	21.0	22.0	23.0	26.5	28.0	0.0	0.0	0.0	0.0	0.0
Max	88.0	0.0	88.0	86.0	81.0	81.0	82.0	0.0	0.0	0.0	0.0	0.0
Range	67.0	0.0	67.0	64.0	58.0	54.5	54.0	0.0	0.0	0.0	0.0	0.0

Vehicle Speed (25-50 FT Vehicles)	Hour											
	Total	20:00-21:00	21:00-22:00	22:00-23:00	23:00-00:00	00:00-01:00	01:00-02:00	02:00-03:00	03:00-04:00	04:00-05:00	05:00-06:00	06:00-07:00
MPH												
< 10	0.0%	#DIV/0!	0.0%	0.0%	0.0%	0.0%	0.0%	#DIV/0!	#DIV/0!	#DIV/0!	#DIV/0!	#DIV/0!
10-14	0.0%	#DIV/0!	0.0%	0.0%	0.0%	0.0%	0.0%	#DIV/0!	#DIV/0!	#DIV/0!	#DIV/0!	#DIV/0!
15-19	0.5%	#DIV/0!	0.0%	0.0%	0.0%	4.0%	0.0%	#DIV/0!	#DIV/0!	#DIV/0!	#DIV/0!	#DIV/0!
20-24	1.6%	#DIV/0!	1.7%	2.1%	0.0%	0.0%	4.2%	#DIV/0!	#DIV/0!	#DIV/0!	#DIV/0!	#DIV/0!
25-29	1.6%	#DIV/0!	0.0%	2.1%	5.3%	0.0%	0.0%	#DIV/0!	#DIV/0!	#DIV/0!	#DIV/0!	#DIV/0!
30-34	1.6%	#DIV/0!	1.7%	0.0%	2.6%	4.0%	0.0%	#DIV/0!	#DIV/0!	#DIV/0!	#DIV/0!	#DIV/0!
35-39	5.7%	#DIV/0!	1.7%	8.5%	7.9%	8.0%	4.2%	#DIV/0!	#DIV/0!	#DIV/0!	#DIV/0!	#DIV/0!
40-44	12.0%	#DIV/0!	16.9%	8.5%	21.1%	12.0%	16.7%	#DIV/0!	#DIV/0!	#DIV/0!	#DIV/0!	#DIV/0!
45-49	20.3%	#DIV/0!	29.3%	23.4%	13.2%	8.0%	16.7%	#DIV/0!	#DIV/0!	#DIV/0!	#DIV/0!	#DIV/0!
50-54	23.4%	#DIV/0!	20.7%	27.7%	15.8%	32.0%	25.0%	#DIV/0!	#DIV/0!	#DIV/0!	#DIV/0!	#DIV/0!
55-59	14.1%	#DIV/0!	20.7%	10.6%	7.9%	12.0%	16.7%	#DIV/0!	#DIV/0!	#DIV/0!	#DIV/0!	#DIV/0!
60-64	8.9%	#DIV/0!	16.9%	8.5%	7.9%	16.0%	8.3%	#DIV/0!	#DIV/0!	#DIV/0!	#DIV/0!	#DIV/0!
65-69	3.1%	#DIV/0!	3.4%	0.0%	5.3%	0.0%	8.3%	#DIV/0!	#DIV/0!	#DIV/0!	#DIV/0!	#DIV/0!
70-74	4.2%	#DIV/0!	1.7%	6.4%	7.9%	4.0%	0.0%	#DIV/0!	#DIV/0!	#DIV/0!	#DIV/0!	#DIV/0!
>=75	3.1%	#DIV/0!	5.2%	2.1%	5.3%	0.0%	0.0%	#DIV/0!	#DIV/0!	#DIV/0!	#DIV/0!	#DIV/0!
Total # of vehicle	192	0	58	47	38	25	24	0	0	0	0	0
Average speed	51.5	#DIV/0!	53.1	50.9	51.6	49.8	50.9	#DIV/0!	#DIV/0!	#DIV/0!	#DIV/0!	#DIV/0!
St. Dev.	11.1	#DIV/0!	10.5	10.8	13.6	10.9	9.6	#DIV/0!	#DIV/0!	#DIV/0!	#DIV/0!	#DIV/0!
85th percentile	61.0	#NUM!	61.2	60.7	67.3	60.0	58.7	#NUM!	#NUM!	#NUM!	#NUM!	#NUM!
Min	19.0	0.0	22.0	21.0	25.0	19.0	24.0	0.0	0.0	0.0	0.0	0.0
Max	88.0	0.0	88.0	80.0	85.0	71.0	69.0	0.0	0.0	0.0	0.0	0.0
Range	69.0	0.0	66.0	59.0	60.0	52.0	45.0	0.0	0.0	0.0	0.0	0.0

Vehicle Speed (50-75 FT Vehicles)	Hour											
	Total	20:00-21:00	21:00-22:00	22:00-23:00	23:00-00:00	00:00-01:00	01:00-02:00	02:00-03:00	03:00-04:00	04:00-05:00	05:00-06:00	06:00-07:00
MPH												
< 10	0.0%	#DIV/0!	0.0%	0.0%	0.0%	0.0%	0.0%	#DIV/0!	#DIV/0!	#DIV/0!	#DIV/0!	#DIV/0!
10-14	0.0%	#DIV/0!	0.0%	0.0%	0.0%	0.0%	0.0%	#DIV/0!	#DIV/0!	#DIV/0!	#DIV/0!	#DIV/0!
15-19	0.0%	#DIV/0!	0.0%	0.0%	0.0%	0.0%	0.0%	#DIV/0!	#DIV/0!	#DIV/0!	#DIV/0!	#DIV/0!
20-24	0.0%	#DIV/0!	0.0%	0.0%	0.0%	0.0%	0.0%	#DIV/0!	#DIV/0!	#DIV/0!	#DIV/0!	#DIV/0!
25-29	0.8%	#DIV/0!	0.0%	0.0%	0.0%	0.0%	5.3%	#DIV/0!	#DIV/0!	#DIV/0!	#DIV/0!	#DIV/0!
30-34	6.8%	#DIV/0!	2.7%	6.9%	4.3%	20.0%	10.5%	#DIV/0!	#DIV/0!	#DIV/0!	#DIV/0!	#DIV/0!
35-39	10.2%	#DIV/0!	5.4%	3.4%	21.7%	10.0%	15.8%	#DIV/0!	#DIV/0!	#DIV/0!	#DIV/0!	#DIV/0!
40-44	13.6%	#DIV/0!	10.8%	6.9%	17.4%	10.0%	26.3%	#DIV/0!	#DIV/0!	#DIV/0!	#DIV/0!	#DIV/0!
45-49	25.4%	#DIV/0!	32.4%	24.1%	21.7%	30.0%	15.8%	#DIV/0!	#DIV/0!	#DIV/0!	#DIV/0!	#DIV/0!
50-54	20.3%	#DIV/0!	24.8%	24.1%	17.4%	10.0%	15.8%	#DIV/0!	#DIV/0!	#DIV/0!	#DIV/0!	#DIV/0!
55-59	10.2%	#DIV/0!	5.4%	17.2%	13.0%	10.0%	5.3%	#DIV/0!	#DIV/0!	#DIV/0!	#DIV/0!	#DIV/0!
60-64	4.2%	#DIV/0!	5.4%	10.3%	0.0%	0.0%	0.0%	#DIV/0!	#DIV/0!	#DIV/0!	#DIV/0!	#DIV/0!
65-69	5.1%	#DIV/0!	8.1%	3.4%	4.3%	10.0%	0.0%	#DIV/0!	#DIV/0!	#DIV/0!	#DIV/0!	#DIV/0!
70-74	0.8%	#DIV/0!	0.0%	3.4%	0.0%	0.0%	0.0%	#DIV/0!	#DIV/0!	#DIV/0!	#DIV/0!	#DIV/0!
>=75	2.5%	#DIV/0!	5.4%	0.0%	0.0%	0.0%	5.3%	#DIV/0!	#DIV/0!	#DIV/0!	#DIV/0!	#DIV/0!
Total # of vehicle	118	0	37	29	23	10	19	0	0	0	0	0
Average speed	48.8	#DIV/0!	51.5	51.0	45.9	46.6	45.0	#DIV/0!	#DIV/0!	#DIV/0!	#DIV/0!	#DIV/0!
St. Dev.	10.5	#DIV/0!	10.2	9.7	8.2	11.7	12.7	#DIV/0!	#DIV/0!	#DIV/0!	#DIV/0!	#DIV/0!
85th percentile	57.5	#NUM!	60.6	60.4	54.1	56.2	52.6	#NUM!	#NUM!	#NUM!	#NUM!	#NUM!
Min	29.0	0.0	33.0	30.0	33.0	30.0	29.0	0.0	0.0	0.0	0.0	0.0
Max	86.0	0.0	79.0	73.4	66.0	69.0	86.0	0.0	0.0	0.0	0.0	0.0
Range	57.0	0.0	46.0	43.4	33.0	39.0	57.0	0.0	0.0	0.0	0.0	0.0

Vehicle Speed (+75 FT Vehicles)	Hour											
	Total	20:00-21:00	21:00-22:00	22:00-23:00	23:00-00:00	00:00-01:00	01:00-02:00	02:00-03:00	03:00-04:00	04:00-05:00	05:00-06:00	06:00-07:00
MPH												
< 10	0.0%	#DIV/0!	0.0%	0.0%	0.0%	0.0%	0.0%	#DIV/0!	#DIV/0!	#DIV/0!	#DIV/0!	#DIV/0!
10-14	0.0%	#DIV/0!	0.0%	0.0%	0.0%	0.0%	0.0%	#DIV/0!	#DIV/0!	#DIV/0!	#DIV/0!	#DIV/0!
15-19	0.0%	#DIV/0!	0.0%	0.0%	0.0%	0.0%	0.0%	#DIV/0!	#DIV/0!	#DIV/0!	#DIV/0!	#DIV/0!
20-24	0.0%	#DIV/0!	0.0%	0.0%	0.0%	0.0%	0.0%	#DIV/0!	#DIV/0!	#DIV/0!	#DIV/0!	#DIV/0!
25-29	0.0%	#DIV/0!	0.0%	0.0%	0.0%	0.0%	0.0%	#DIV/0!	#DIV/0!	#DIV/0!	#DIV/0!	#DIV/0!
30-34	1.9%	#DIV/0!	0.0%	11.1%	0.0%	0.0%	0.0%	#DIV/0!	#DIV/0!	#DIV/0!	#DIV/0!	#DIV/0!
35-39	5.6%	#DIV/0!	0.0%	0.0%	20.0%	7.1%	0.0%	#DIV/0!	#DIV/0!	#DIV/0!	#DIV/0!	#DIV/0!
40-44	7.4%	#DIV/0!	0.0%	0.0%	20.0%	7.1%	12.5%	#DIV/0!	#DIV/0!	#DIV/0!	#DIV/0!	#DIV/0!
45-49	11.1%	#DIV/0!	23.1%	11.1%	0.0%	7.1%	12.5%	#DIV/0!	#DIV/0!	#DIV/0!	#DIV/0!	#DIV/0!
50-54	11.1%	#DIV/0!	15.4%	11.1%	0.0%	7.1%	25.0%	#DIV/0!	#DIV/0!	#DIV/0!	#DIV/0!	#DIV/0!
55-59	16.7%	#DIV/0!	7.7%	22.2%	20.0%	28.6%	0.0%	#DIV/0!	#DIV/0!	#DIV/0!	#DIV/0!	#DIV/0!
60-64	22.2%	#DIV/0!	23.1%	33.3%	10.0%	28.6%	12.5%	#DIV/0!	#DIV/0!	#DIV/0!	#DIV/0!	#DIV/0!
65-69	11.1%	#DIV/0!	15.4%	0.0%	10.0%	7.1%	25.0%	#DIV/0!	#DIV/0!	#DIV/0!	#DIV/0!	#DIV/0!
70-74	7.4%	#DIV/0!	7.7%	11.1%	10.0%	7.1%	0.0%	#DIV/0!	#DIV/0!	#DIV/0!	#DIV/0!	#DIV/0!
>=75	5.6%	#DIV/0!	7.7%	0.0%	10.0%	0.0%	12.5%	#DIV/0!	#DIV/0!	#DIV/0!	#DIV/0!	#DIV/0!
Total # of vehicle	54	0	13	9	10	14	8	0	0	0	0	0
Average speed	57.3	#DIV/0!	58.9	56.7	55.6	56.8	58.3	#DIV/0!	#DIV/0!	#DIV/0!	#DIV/0!	#DIV/0!
St. Dev.	11.2	#DIV/0!	10.0	10.8	15.5	9.8	11.8	#DIV/0!	#DIV/0!	#DIV/0!	#DIV/0!	#DIV/0!
85th percentile	69.0	#NUM!	67.6	63.8	71.2	64.2	69.6	#NUM!	#NUM!	#NUM!	#NUM!	#NUM!
Min	34.7	0.0	45.0	34.7	36.9	35.4	43.0	0.0	0.0	0.0	0.0	0.0
Max	79.0	0.0	76.3	72.0	79.0	72.6	75.0	0.0	0.0	0.0	0.0	0.0
Range	44.3	0.0	31.3	37.3	42.1	37.2	32.0	0.0	0.0	0.0	0.0	0.0

Day 5 End of Taper

		Hour										
Vehicle Speed (all vehicles)	Total	20:00-21:00	21:00-22:00	22:00-23:00	23:00-00:00	00:00-01:00	01:00-02:00	02:00-03:00	03:00-04:00	04:00-05:00	05:00-06:00	06:00-07:00
		MPH										
< 10	0.0%	#DIV/0!	0.0%	0.0%	0.0%	0.0%	0.0%	#DIV/0!	#DIV/0!	#DIV/0!	#DIV/0!	#DIV/0!
10-14	0.0%	#DIV/0!	0.0%	0.0%	0.0%	0.0%	0.0%	#DIV/0!	#DIV/0!	#DIV/0!	#DIV/0!	#DIV/0!
15-19	0.1%	#DIV/0!	0.0%	0.4%	0.0%	0.0%	0.0%	#DIV/0!	#DIV/0!	#DIV/0!	#DIV/0!	#DIV/0!
20-24	0.6%	#DIV/0!	0.0%	1.1%	0.5%	0.6%	1.6%	#DIV/0!	#DIV/0!	#DIV/0!	#DIV/0!	#DIV/0!
25-29	1.9%	#DIV/0!	0.8%	1.9%	2.7%	2.6%	2.4%	#DIV/0!	#DIV/0!	#DIV/0!	#DIV/0!	#DIV/0!
30-34	4.6%	#DIV/0!	2.0%	5.0%	5.4%	8.4%	5.6%	#DIV/0!	#DIV/0!	#DIV/0!	#DIV/0!	#DIV/0!
35-39	12.2%	#DIV/0!	13.9%	9.2%	14.6%	9.7%	13.6%	#DIV/0!	#DIV/0!	#DIV/0!	#DIV/0!	#DIV/0!
40-44	17.9%	#DIV/0!	17.6%	15.3%	21.1%	18.2%	19.2%	#DIV/0!	#DIV/0!	#DIV/0!	#DIV/0!	#DIV/0!
45-49	13.7%	#DIV/0!	13.3%	12.6%	17.8%	13.6%	11.2%	#DIV/0!	#DIV/0!	#DIV/0!	#DIV/0!	#DIV/0!
50-54	20.4%	#DIV/0!	24.1%	21.1%	14.1%	20.1%	18.4%	#DIV/0!	#DIV/0!	#DIV/0!	#DIV/0!	#DIV/0!
55-59	14.4%	#DIV/0!	15.3%	17.6%	13.0%	9.7%	12.8%	#DIV/0!	#DIV/0!	#DIV/0!	#DIV/0!	#DIV/0!
60-64	8.2%	#DIV/0!	8.5%	10.0%	5.9%	8.4%	6.4%	#DIV/0!	#DIV/0!	#DIV/0!	#DIV/0!	#DIV/0!
65-69	4.5%	#DIV/0!	2.8%	5.4%	3.2%	5.8%	7.2%	#DIV/0!	#DIV/0!	#DIV/0!	#DIV/0!	#DIV/0!
70-74	0.9%	#DIV/0!	1.4%	0.0%	1.1%	1.3%	0.8%	#DIV/0!	#DIV/0!	#DIV/0!	#DIV/0!	#DIV/0!
>=75	0.6%	#DIV/0!	0.3%	0.4%	0.5%	1.3%	0.8%	#DIV/0!	#DIV/0!	#DIV/0!	#DIV/0!	#DIV/0!
Total # of vehicles	1078	0	353	261	185	154	125	0	0	0	0	0
Average speed	49.0	#DIV/0!	49.7	49.6	47.5	48.9	48.3	#DIV/0!	#DIV/0!	#DIV/0!	#DIV/0!	#DIV/0!
St. Dev.	9.9	#DIV/0!	9.0	10.1	9.6	11.3	10.7	#DIV/0!	#DIV/0!	#DIV/0!	#DIV/0!	#DIV/0!
85th percentile	59.2	#NUM!	59.2	60.5	57.9	60.5	59.7	#NUM!	#NUM!	#NUM!	#NUM!	#NUM!
Min	17.6	0.0	26.7	17.6	21.5	24.1	24.1	0.0	0.0	0.0	0.0	0.0
Max	91.7	0.0	91.7	77.4	74.8	83.9	76.1	0.0	0.0	0.0	0.0	0.0
Range	74.1	0.0	65.0	59.8	53.3	59.8	52.0	0.0	0.0	0.0	0.0	0.0

		Hour										
Vehicle Speed (0-25 FT Vehicles)	Total	20:00-21:00	21:00-22:00	22:00-23:00	23:00-00:00	00:00-01:00	01:00-02:00	02:00-03:00	03:00-04:00	04:00-05:00	05:00-06:00	06:00-07:00
		MPH										
< 10	0.0%	#DIV/0!	0.0%	0.0%	0.0%	0.0%	0.0%	#DIV/0!	#DIV/0!	#DIV/0!	#DIV/0!	#DIV/0!
10-14	0.0%	#DIV/0!	0.0%	0.0%	0.0%	0.0%	0.0%	#DIV/0!	#DIV/0!	#DIV/0!	#DIV/0!	#DIV/0!
15-19	0.0%	#DIV/0!	0.0%	0.0%	0.0%	0.0%	0.0%	#DIV/0!	#DIV/0!	#DIV/0!	#DIV/0!	#DIV/0!
20-24	0.3%	#DIV/0!	0.0%	0.6%	0.0%	0.0%	1.3%	#DIV/0!	#DIV/0!	#DIV/0!	#DIV/0!	#DIV/0!
25-29	0.3%	#DIV/0!	0.0%	0.6%	0.0%	0.0%	1.3%	#DIV/0!	#DIV/0!	#DIV/0!	#DIV/0!	#DIV/0!
30-34	2.5%	#DIV/0!	0.9%	2.9%	3.6%	2.2%	5.3%	#DIV/0!	#DIV/0!	#DIV/0!	#DIV/0!	#DIV/0!
35-39	7.8%	#DIV/0!	8.5%	4.6%	11.8%	5.6%	9.3%	#DIV/0!	#DIV/0!	#DIV/0!	#DIV/0!	#DIV/0!
40-44	13.3%	#DIV/0!	13.0%	11.0%	19.1%	12.4%	12.0%	#DIV/0!	#DIV/0!	#DIV/0!	#DIV/0!	#DIV/0!
45-49	11.3%	#DIV/0!	9.9%	9.2%	15.5%	12.4%	13.3%	#DIV/0!	#DIV/0!	#DIV/0!	#DIV/0!	#DIV/0!
50-54	24.8%	#DIV/0!	29.6%	26.0%	15.5%	25.8%	20.0%	#DIV/0!	#DIV/0!	#DIV/0!	#DIV/0!	#DIV/0!
55-59	19.3%	#DIV/0!	19.3%	23.1%	20.0%	14.6%	14.7%	#DIV/0!	#DIV/0!	#DIV/0!	#DIV/0!	#DIV/0!
60-64	11.9%	#DIV/0!	12.1%	14.5%	9.1%	12.4%	9.3%	#DIV/0!	#DIV/0!	#DIV/0!	#DIV/0!	#DIV/0!
65-69	6.6%	#DIV/0!	4.5%	6.9%	4.5%	10.1%	10.7%	#DIV/0!	#DIV/0!	#DIV/0!	#DIV/0!	#DIV/0!
70-74	1.2%	#DIV/0!	1.8%	0.0%	0.9%	2.2%	1.3%	#DIV/0!	#DIV/0!	#DIV/0!	#DIV/0!	#DIV/0!
>=75	0.7%	#DIV/0!	0.4%	0.6%	0.0%	2.2%	1.3%	#DIV/0!	#DIV/0!	#DIV/0!	#DIV/0!	#DIV/0!
Total # of vehicles	670	0	223	173	110	89	75	0	0	0	0	0
Average speed	52.2	#DIV/0!	52.3	52.8	50.1	54.0	51.2	#DIV/0!	#DIV/0!	#DIV/0!	#DIV/0!	#DIV/0!
St. Dev.	9.3	#DIV/0!	8.6	8.9	9.0	10.3	10.9	#DIV/0!	#DIV/0!	#DIV/0!	#DIV/0!	#DIV/0!
85th percentile	61.8	#NUM!	61.4	61.8	59.2	64.4	62.9	#NUM!	#NUM!	#NUM!	#NUM!	#NUM!
Min	22.8	0.0	30.6	22.8	31.9	31.9	24.1	0.0	0.0	0.0	0.0	0.0
Max	91.7	0.0	91.7	77.4	72.2	83.9	76.1	0.0	0.0	0.0	0.0	0.0
Range	68.9	0.0	61.1	54.6	40.3	52.0	52.0	0.0	0.0	0.0	0.0	0.0

		Hour										
Vehicle Speed (25-50 FT Vehicles)	Total	20:00-21:00	21:00-22:00	22:00-23:00	23:00-00:00	00:00-01:00	01:00-02:00	02:00-03:00	03:00-04:00	04:00-05:00	05:00-06:00	06:00-07:00
		MPH										
< 10	0.0%	#DIV/0!	0.0%	0.0%	0.0%	0.0%	0.0%	#DIV/0!	#DIV/0!	#DIV/0!	#DIV/0!	#DIV/0!
10-14	0.0%	#DIV/0!	0.0%	0.0%	0.0%	0.0%	0.0%	#DIV/0!	#DIV/0!	#DIV/0!	#DIV/0!	#DIV/0!
15-19	0.0%	#DIV/0!	0.0%	0.0%	0.0%	0.0%	0.0%	#DIV/0!	#DIV/0!	#DIV/0!	#DIV/0!	#DIV/0!
20-24	0.8%	#DIV/0!	0.0%	0.0%	0.0%	3.1%	3.0%	#DIV/0!	#DIV/0!	#DIV/0!	#DIV/0!	#DIV/0!
25-29	3.6%	#DIV/0!	3.4%	1.9%	6.7%	3.1%	3.0%	#DIV/0!	#DIV/0!	#DIV/0!	#DIV/0!	#DIV/0!
30-34	6.4%	#DIV/0!	3.4%	7.7%	6.7%	12.5%	6.1%	#DIV/0!	#DIV/0!	#DIV/0!	#DIV/0!	#DIV/0!
35-39	17.7%	#DIV/0!	20.7%	21.2%	15.6%	9.4%	15.2%	#DIV/0!	#DIV/0!	#DIV/0!	#DIV/0!	#DIV/0!
40-44	24.9%	#DIV/0!	25.3%	26.9%	17.8%	28.1%	27.3%	#DIV/0!	#DIV/0!	#DIV/0!	#DIV/0!	#DIV/0!
45-49	20.9%	#DIV/0!	20.7%	23.1%	26.7%	21.9%	9.1%	#DIV/0!	#DIV/0!	#DIV/0!	#DIV/0!	#DIV/0!
50-54	13.7%	#DIV/0!	14.9%	9.6%	13.3%	12.5%	18.2%	#DIV/0!	#DIV/0!	#DIV/0!	#DIV/0!	#DIV/0!
55-59	7.6%	#DIV/0!	9.2%	3.8%	4.4%	6.3%	15.2%	#DIV/0!	#DIV/0!	#DIV/0!	#DIV/0!	#DIV/0!
60-64	2.0%	#DIV/0!	1.1%	1.9%	2.2%	3.1%	3.0%	#DIV/0!	#DIV/0!	#DIV/0!	#DIV/0!	#DIV/0!
65-69	1.2%	#DIV/0!	0.0%	3.8%	2.2%	0.0%	0.0%	#DIV/0!	#DIV/0!	#DIV/0!	#DIV/0!	#DIV/0!
70-74	0.8%	#DIV/0!	1.1%	0.0%	2.2%	0.0%	0.0%	#DIV/0!	#DIV/0!	#DIV/0!	#DIV/0!	#DIV/0!
>=75	0.4%	#DIV/0!	0.0%	0.0%	2.2%	0.0%	0.0%	#DIV/0!	#DIV/0!	#DIV/0!	#DIV/0!	#DIV/0!
Total # of vehicle	249	0	87	52	45	32	33	0	0	0	0	0
Average speed	44.9	#DIV/0!	45.2	44.6	45.6	43.8	44.8	#DIV/0!	#DIV/0!	#DIV/0!	#DIV/0!	#DIV/0!
St. Dev.	8.5	#DIV/0!	7.8	8.2	9.9	8.8	8.8	#DIV/0!	#DIV/0!	#DIV/0!	#DIV/0!	#DIV/0!
85th percentile	52.7	#NUM!	52.7	50.5	53.4	51.4	55.5	#NUM!	#NUM!	#NUM!	#NUM!	#NUM!
Min	24.1	0.0	26.7	29.3	25.4	24.1	24.1	0.0	0.0	0.0	0.0	0.0
Max	74.8	0.0	73.5	68.3	74.8	61.8	61.8	0.0	0.0	0.0	0.0	0.0
Range	50.7	0.0	46.8	39.0	49.4	37.7	37.7	0.0	0.0	0.0	0.0	0.0

		Hour										
Vehicle Speed (50-75 FT Vehicles)	Total	20:00-21:00	21:00-22:00	22:00-23:00	23:00-00:00	00:00-01:00	01:00-02:00	02:00-03:00	03:00-04:00	04:00-05:00	05:00-06:00	06:00-07:00
		MPH										
< 10	0.0%	#DIV/0!	0.0%	0.0%	0.0%	0.0%	0.0%	#DIV/0!	#DIV/0!	#DIV/0!	#DIV/0!	#DIV/0!
10-14	0.0%	#DIV/0!	0.0%	0.0%	0.0%	0.0%	0.0%	#DIV/0!	#DIV/0!	#DIV/0!	#DIV/0!	#DIV/0!
15-19	0.7%	#DIV/0!	0.0%	3.1%	0.0%	0.0%	0.0%	#DIV/0!	#DIV/0!	#DIV/0!	#DIV/0!	#DIV/0!
20-24	2.1%	#DIV/0!	0.0%	6.3%	3.8%	0.0%	0.0%	#DIV/0!	#DIV/0!	#DIV/0!	#DIV/0!	#DIV/0!
25-29	6.2%	#DIV/0!	0.0%	9.4%	7.7%	10.0%	6.7%	#DIV/0!	#DIV/0!	#DIV/0!	#DIV/0!	#DIV/0!
30-34	11.0%	#DIV/0!	4.8%	12.5%	7.7%	23.3%	6.7%	#DIV/0!	#DIV/0!	#DIV/0!	#DIV/0!	#DIV/0!
35-39	24.1%	#DIV/0!	28.6%	15.6%	26.9%	20.0%	33.3%	#DIV/0!	#DIV/0!	#DIV/0!	#DIV/0!	#DIV/0!
40-44	24.1%	#DIV/0!	23.8%	15.6%	26.9%	26.7%	33.3%	#DIV/0!	#DIV/0!	#DIV/0!	#DIV/0!	#DIV/0!
45-49	12.4%	#DIV/0!	16.7%	15.6%	15.4%	3.3%	6.7%	#DIV/0!	#DIV/0!	#DIV/0!	#DIV/0!	#DIV/0!
50-54	13.1%	#DIV/0!	14.3%	15.6%	11.5%	13.3%	6.7%	#DIV/0!	#DIV/0!	#DIV/0!	#DIV/0!	#DIV/0!
55-59	3.4%	#DIV/0!	7.1%	6.3%	0.0%	0.0%	0.0%	#DIV/0!	#DIV/0!	#DIV/0!	#DIV/0!	#DIV/0!
60-64	2.1%	#DIV/0!	4.8%	0.0%	0.0%	3.3%	0.0%	#DIV/0!	#DIV/0!	#DIV/0!	#DIV/0!	#DIV/0!
65-69	0.7%	#DIV/0!	0.0%	0.0%	0.0%	0.0%	6.7%	#DIV/0!	#DIV/0!	#DIV/0!	#DIV/0!	#DIV/0!
70-74	0.0%	#DIV/0!	0.0%	0.0%	0.0%	0.0%	0.0%	#DIV/0!	#DIV/0!	#DIV/0!	#DIV/0!	#DIV/0!
>=75	0.0%	#DIV/0!	0.0%	0.0%	0.0%	0.0%	0.0%	#DIV/0!	#DIV/0!	#DIV/0!	#DIV/0!	#DIV/0!
Total # of vehicle	145	0	42	32	26	30	15	0	0	0	0	0
Average speed	41.6	#DIV/0!	44.9	40.3	40.5	39.6	41.7	#DIV/0!	#DIV/0!	#DIV/0!	#DIV/0!	#DIV/0!
St. Dev.	8.8	#DIV/0!	7.5	10.7	7.6	8.2	9.1	#DIV/0!	#DIV/0!	#DIV/0!	#DIV/0!	#DIV/0!
85th percentile	50.1	#NUM!	54.0	53.1	47.8	49.6	46.0	#NUM!	#NUM!	#NUM!	#NUM!	#NUM!
Min	17.6	0.0	33.2	17.6	21.5	25.4	26.7	0.0	0.0	0.0	0.0	0.0
Max	67.0	0.0	61.8	56.6	51.4	60.5	67.0	0.0	0.0	0.0	0.0	0.0
Range	49.4	0.0	28.6	39.0	29.9	35.1	40.3	0.0	0.0	0.0	0.0	0.0

Vehicle Speed (+75 FT Vehicles)	Hour											
	Total	20:00-21:00	21:00-22:00	22:00-23:00	23:00-00:00	00:00-01:00	01:00-02:00	02:00-03:00	03:00-04:00	04:00-05:00	05:00-06:00	06:00-07:00
MPH												
< 10	0.0%	#DIV/0!	0.0%	0.0%	0.0%	0.0%	0.0%	#DIV/0!	#DIV/0!	#DIV/0!	#DIV/0!	#DIV/0!
10-14	0.0%	#DIV/0!	0.0%	0.0%	0.0%	0.0%	0.0%	#DIV/0!	#DIV/0!	#DIV/0!	#DIV/0!	#DIV/0!
15-19	0.0%	#DIV/0!	0.0%	0.0%	0.0%	0.0%	0.0%	#DIV/0!	#DIV/0!	#DIV/0!	#DIV/0!	#DIV/0!
20-24	0.0%	#DIV/0!	0.0%	0.0%	0.0%	0.0%	0.0%	#DIV/0!	#DIV/0!	#DIV/0!	#DIV/0!	#DIV/0!
25-29	0.0%	#DIV/0!	0.0%	0.0%	0.0%	0.0%	0.0%	#DIV/0!	#DIV/0!	#DIV/0!	#DIV/0!	#DIV/0!
30-34	7.1%	#DIV/0!	0.0%	0.0%	25.0%	0.0%	0.0%	#DIV/0!	#DIV/0!	#DIV/0!	#DIV/0!	#DIV/0!
35-39	7.1%	#DIV/0!	0.0%	0.0%	0.0%	33.3%	0.0%	#DIV/0!	#DIV/0!	#DIV/0!	#DIV/0!	#DIV/0!
40-44	50.0%	#DIV/0!	100.0%	50.0%	75.0%	0.0%	50.0%	#DIV/0!	#DIV/0!	#DIV/0!	#DIV/0!	#DIV/0!
45-49	14.3%	#DIV/0!	0.0%	0.0%	0.0%	66.7%	0.0%	#DIV/0!	#DIV/0!	#DIV/0!	#DIV/0!	#DIV/0!
50-54	7.1%	#DIV/0!	0.0%	0.0%	0.0%	0.0%	50.0%	#DIV/0!	#DIV/0!	#DIV/0!	#DIV/0!	#DIV/0!
55-59	14.3%	#DIV/0!	0.0%	50.0%	0.0%	0.0%	0.0%	#DIV/0!	#DIV/0!	#DIV/0!	#DIV/0!	#DIV/0!
60-64	0.0%	#DIV/0!	0.0%	0.0%	0.0%	0.0%	0.0%	#DIV/0!	#DIV/0!	#DIV/0!	#DIV/0!	#DIV/0!
65-69	0.0%	#DIV/0!	0.0%	0.0%	0.0%	0.0%	0.0%	#DIV/0!	#DIV/0!	#DIV/0!	#DIV/0!	#DIV/0!
70-74	0.0%	#DIV/0!	0.0%	0.0%	0.0%	0.0%	0.0%	#DIV/0!	#DIV/0!	#DIV/0!	#DIV/0!	#DIV/0!
>=75	0.0%	#DIV/0!	0.0%	0.0%	0.0%	0.0%	0.0%	#DIV/0!	#DIV/0!	#DIV/0!	#DIV/0!	#DIV/0!
Total # of vehicle	14	0	1	4	4	3	2	0	0	0	0	0
Average speed	45.4	#DIV/0!	44.9	49.4	41.0	44.0	48.8	#DIV/0!	#DIV/0!	#DIV/0!	#DIV/0!	#DIV/0!
St. Dev.	6.7	#DIV/0!	#DIV/0!	7.5	5.3	7.2	7.4	#DIV/0!	#DIV/0!	#DIV/0!	#DIV/0!	#DIV/0!
85th percentile	54.0	#NUM!	44.9	56.0	44.3	48.4	52.4	#NUM!	#NUM!	#NUM!	#NUM!	#NUM!
Min	33.2	0.0	44.9	42.3	33.2	35.8	43.6	0.0	0.0	0.0	0.0	0.0
Max	56.6	0.0	44.9	56.6	44.9	48.8	54.0	0.0	0.0	0.0	0.0	0.0
Range	23.4	0.0	0.0	14.3	11.7	13.0	10.4	0.0	0.0	0.0	0.0	0.0



Day 5 1<sup>st</sup> WZ

Vehicle Speed (all vehicles)	Hour											
	Total	20:00-21:00	21:00-22:00	22:00-23:00	23:00-00:00	00:00-01:00	01:00-02:00	02:00-03:00	03:00-04:00	04:00-05:00	05:00-06:00	06:00-07:00
MPH												
< 10	0.1%	#DIV/0!	0.0%	0.0%	0.6%	0.0%	0.0%	#DIV/0!	#DIV/0!	#DIV/0!	#DIV/0!	#DIV/0!
10-14	0.3%	#DIV/0!	0.0%	0.0%	1.1%	0.7%	0.0%	#DIV/0!	#DIV/0!	#DIV/0!	#DIV/0!	#DIV/0!
15-19	1.3%	#DIV/0!	0.0%	0.8%	3.9%	1.3%	1.9%	#DIV/0!	#DIV/0!	#DIV/0!	#DIV/0!	#DIV/0!
20-24	2.8%	#DIV/0!	2.4%	0.0%	6.2%	5.3%	1.9%	#DIV/0!	#DIV/0!	#DIV/0!	#DIV/0!	#DIV/0!
25-29	7.6%	#DIV/0!	3.0%	7.2%	10.7%	13.9%	9.3%	#DIV/0!	#DIV/0!	#DIV/0!	#DIV/0!	#DIV/0!
30-34	13.6%	#DIV/0!	13.7%	10.0%	17.4%	17.2%	10.3%	#DIV/0!	#DIV/0!	#DIV/0!	#DIV/0!	#DIV/0!
35-39	19.3%	#DIV/0!	17.6%	21.9%	27.0%	17.2%	8.4%	#DIV/0!	#DIV/0!	#DIV/0!	#DIV/0!	#DIV/0!
40-44	20.9%	#DIV/0!	22.6%	23.1%	16.3%	19.2%	20.6%	#DIV/0!	#DIV/0!	#DIV/0!	#DIV/0!	#DIV/0!
45-49	20.1%	#DIV/0!	25.3%	20.7%	12.9%	13.2%	24.3%	#DIV/0!	#DIV/0!	#DIV/0!	#DIV/0!	#DIV/0!
50-54	8.4%	#DIV/0!	9.5%	11.2%	2.8%	7.3%	9.3%	#DIV/0!	#DIV/0!	#DIV/0!	#DIV/0!	#DIV/0!
55-59	4.1%	#DIV/0!	5.1%	3.6%	0.6%	4.6%	7.5%	#DIV/0!	#DIV/0!	#DIV/0!	#DIV/0!	#DIV/0!
60-64	1.1%	#DIV/0!	0.9%	1.2%	0.6%	0.0%	3.7%	#DIV/0!	#DIV/0!	#DIV/0!	#DIV/0!	#DIV/0!
65-69	0.4%	#DIV/0!	0.0%	0.4%	0.0%	0.0%	2.8%	#DIV/0!	#DIV/0!	#DIV/0!	#DIV/0!	#DIV/0!
70-74	0.0%	#DIV/0!	0.0%	0.0%	0.0%	0.0%	0.0%	#DIV/0!	#DIV/0!	#DIV/0!	#DIV/0!	#DIV/0!
>=75	0.0%	#DIV/0!	0.0%	0.0%	0.0%	0.0%	0.0%	#DIV/0!	#DIV/0!	#DIV/0!	#DIV/0!	#DIV/0!
Total # of vehicles	1023	0	336	251	178	151	107	0	0	0	0	0
Average speed	40.8	#DIV/0!	42.5	42.2	36.3	38.2	43.7	#DIV/0!	#DIV/0!	#DIV/0!	#DIV/0!	#DIV/0!
St. Dev.	9.2	#DIV/0!	8.1	8.3	9.0	9.4	10.8	#DIV/0!	#DIV/0!	#DIV/0!	#DIV/0!	#DIV/0!
85th percentile	49.9	#NUM!	50.7	51.6	45.1	49.1	54.1	#NUM!	#NUM!	#NUM!	#NUM!	#NUM!
Min	8.7	0.0	20.8	17.6	8.7	14.3	18.4	0.0	0.0	0.0	0.0	0.0
Max	69.4	0.0	63.7	66.9	61.3	59.6	69.4	0.0	0.0	0.0	0.0	0.0
Range	60.7	0.0	42.9	49.4	52.6	45.3	51.0	0.0	0.0	0.0	0.0	0.0

Vehicle Speed (0-25 FT Vehicles)	Hour											
	Total	20:00-21:00	21:00-22:00	22:00-23:00	23:00-00:00	00:00-01:00	01:00-02:00	02:00-03:00	03:00-04:00	04:00-05:00	05:00-06:00	06:00-07:00
MPH												
< 10	0.2%	#DIV/0!	0.0%	0.0%	1.1%	0.0%	0.0%	#DIV/0!	#DIV/0!	#DIV/0!	#DIV/0!	#DIV/0!
10-14	0.3%	#DIV/0!	0.0%	0.0%	1.1%	1.2%	0.0%	#DIV/0!	#DIV/0!	#DIV/0!	#DIV/0!	#DIV/0!
15-19	1.0%	#DIV/0!	0.0%	0.0%	3.2%	1.2%	3.6%	#DIV/0!	#DIV/0!	#DIV/0!	#DIV/0!	#DIV/0!
20-24	2.7%	#DIV/0!	2.9%	0.0%	6.3%	3.7%	1.8%	#DIV/0!	#DIV/0!	#DIV/0!	#DIV/0!	#DIV/0!
25-29	7.0%	#DIV/0!	1.9%	9.0%	11.6%	11.0%	7.3%	#DIV/0!	#DIV/0!	#DIV/0!	#DIV/0!	#DIV/0!
30-34	13.3%	#DIV/0!	13.3%	9.7%	17.9%	18.3%	7.3%	#DIV/0!	#DIV/0!	#DIV/0!	#DIV/0!	#DIV/0!
35-39	17.5%	#DIV/0!	15.2%	20.0%	27.4%	12.2%	10.9%	#DIV/0!	#DIV/0!	#DIV/0!	#DIV/0!	#DIV/0!
40-44	21.8%	#DIV/0!	22.9%	24.1%	18.9%	20.7%	18.2%	#DIV/0!	#DIV/0!	#DIV/0!	#DIV/0!	#DIV/0!
45-49	20.8%	#DIV/0!	27.6%	19.3%	8.4%	17.1%	25.5%	#DIV/0!	#DIV/0!	#DIV/0!	#DIV/0!	#DIV/0!
50-54	9.7%	#DIV/0!	10.0%	13.8%	3.2%	9.8%	9.1%	#DIV/0!	#DIV/0!	#DIV/0!	#DIV/0!	#DIV/0!
55-59	4.3%	#DIV/0!	5.2%	3.4%	0.0%	4.9%	9.1%	#DIV/0!	#DIV/0!	#DIV/0!	#DIV/0!	#DIV/0!
60-64	1.2%	#DIV/0!	1.0%	0.7%	1.1%	0.0%	5.5%	#DIV/0!	#DIV/0!	#DIV/0!	#DIV/0!	#DIV/0!
65-69	0.2%	#DIV/0!	0.0%	0.0%	0.0%	0.0%	1.8%	#DIV/0!	#DIV/0!	#DIV/0!	#DIV/0!	#DIV/0!
70-74	0.0%	#DIV/0!	0.0%	0.0%	0.0%	0.0%	0.0%	#DIV/0!	#DIV/0!	#DIV/0!	#DIV/0!	#DIV/0!
>=75	0.0%	#DIV/0!	0.0%	0.0%	0.0%	0.0%	0.0%	#DIV/0!	#DIV/0!	#DIV/0!	#DIV/0!	#DIV/0!
Total # of vehicles	587	0	210	145	95	82	55	0	0	0	0	0
Average speed	41.3	#DIV/0!	42.9	42.3	35.9	39.5	44.3	#DIV/0!	#DIV/0!	#DIV/0!	#DIV/0!	#DIV/0!
St. Dev.	9.0	#DIV/0!	8.0	7.9	8.9	9.4	10.9	#DIV/0!	#DIV/0!	#DIV/0!	#DIV/0!	#DIV/0!
85th percentile	50.7	#NUM!	51.6	51.6	44.2	49.8	55.5	#NUM!	#NUM!	#NUM!	#NUM!	#NUM!
Min	8.7	0.0	20.8	25.7	8.7	14.3	18.4	0.0	0.0	0.0	0.0	0.0
Max	67.7	0.0	63.7	61.3	61.3	56.4	67.7	0.0	0.0	0.0	0.0	0.0
Range	59.1	0.0	42.9	35.6	52.6	42.1	49.4	0.0	0.0	0.0	0.0	0.0

Vehicle Speed (25-50 FT Vehicles)	Hour											
	Total	20:00-21:00	21:00-22:00	22:00-23:00	23:00-00:00	00:00-01:00	01:00-02:00	02:00-03:00	03:00-04:00	04:00-05:00	05:00-06:00	06:00-07:00
MPH												
< 10	0.0%	#DIV/0!	0.0%	0.0%	0.0%	0.0%	0.0%	#DIV/0!	#DIV/0!	#DIV/0!	#DIV/0!	#DIV/0!
10-14	0.0%	#DIV/0!	0.0%	0.0%	0.0%	0.0%	0.0%	#DIV/0!	#DIV/0!	#DIV/0!	#DIV/0!	#DIV/0!
15-19	1.3%	#DIV/0!	0.0%	0.0%	4.9%	3.0%	0.0%	#DIV/0!	#DIV/0!	#DIV/0!	#DIV/0!	#DIV/0!
20-24	1.8%	#DIV/0!	1.4%	0.0%	2.4%	3.0%	3.6%	#DIV/0!	#DIV/0!	#DIV/0!	#DIV/0!	#DIV/0!
25-29	4.9%	#DIV/0!	2.9%	1.9%	7.3%	6.1%	10.7%	#DIV/0!	#DIV/0!	#DIV/0!	#DIV/0!	#DIV/0!
30-34	11.6%	#DIV/0!	14.5%	13.2%	9.8%	15.2%	0.0%	#DIV/0!	#DIV/0!	#DIV/0!	#DIV/0!	#DIV/0!
35-39	24.6%	#DIV/0!	18.8%	32.1%	26.8%	36.4%	7.1%	#DIV/0!	#DIV/0!	#DIV/0!	#DIV/0!	#DIV/0!
40-44	21.9%	#DIV/0!	26.1%	18.9%	19.5%	18.2%	25.0%	#DIV/0!	#DIV/0!	#DIV/0!	#DIV/0!	#DIV/0!
45-49	20.1%	#DIV/0!	20.3%	22.6%	22.0%	9.1%	25.0%	#DIV/0!	#DIV/0!	#DIV/0!	#DIV/0!	#DIV/0!
50-54	7.6%	#DIV/0!	10.1%	7.5%	4.9%	3.0%	10.7%	#DIV/0!	#DIV/0!	#DIV/0!	#DIV/0!	#DIV/0!
55-59	4.5%	#DIV/0!	5.8%	1.9%	2.4%	6.1%	7.1%	#DIV/0!	#DIV/0!	#DIV/0!	#DIV/0!	#DIV/0!
60-64	0.9%	#DIV/0!	0.0%	1.9%	0.0%	0.0%	3.6%	#DIV/0!	#DIV/0!	#DIV/0!	#DIV/0!	#DIV/0!
65-69	0.9%	#DIV/0!	0.0%	0.0%	0.0%	0.0%	7.1%	#DIV/0!	#DIV/0!	#DIV/0!	#DIV/0!	#DIV/0!
70-74	0.0%	#DIV/0!	0.0%	0.0%	0.0%	0.0%	0.0%	#DIV/0!	#DIV/0!	#DIV/0!	#DIV/0!	#DIV/0!
>=75	0.0%	#DIV/0!	0.0%	0.0%	0.0%	0.0%	0.0%	#DIV/0!	#DIV/0!	#DIV/0!	#DIV/0!	#DIV/0!
Total # of vehicle	224	0	69	53	41	33	28	0	0	0	0	0
Average speed	41.5	#DIV/0!	42.3	41.9	39.5	38.2	45.4	#DIV/0!	#DIV/0!	#DIV/0!	#DIV/0!	#DIV/0!
St. Dev.	8.8	#DIV/0!	7.9	7.5	9.0	8.7	11.6	#DIV/0!	#DIV/0!	#DIV/0!	#DIV/0!	#DIV/0!
85th percentile	49.9	#NUM!	50.6	49.9	47.5	46.9	57.0	#NUM!	#NUM!	#NUM!	#NUM!	#NUM!
Min	16.8	0.0	20.8	28.9	16.8	16.8	24.0	0.0	0.0	0.0	0.0	0.0
Max	69.4	0.0	59.6	63.7	58.8	58.0	69.4	0.0	0.0	0.0	0.0	0.0
Range	52.6	0.0	38.8	34.8	42.1	41.3	45.3	0.0	0.0	0.0	0.0	0.0

Vehicle Speed (50-75 FT Vehicles)	Hour											
	Total	20:00-21:00	21:00-22:00	22:00-23:00	23:00-00:00	00:00-01:00	01:00-02:00	02:00-03:00	03:00-04:00	04:00-05:00	05:00-06:00	06:00-07:00
MPH												
< 10	0.0%	#DIV/0!	0.0%	0.0%	0.0%	0.0%	0.0%	#DIV/0!	#DIV/0!	#DIV/0!	#DIV/0!	#DIV/0!
10-14	1.0%	#DIV/0!	0.0%	0.0%	5.9%	0.0%	0.0%	#DIV/0!	#DIV/0!	#DIV/0!	#DIV/0!	#DIV/0!
15-19	3.0%	#DIV/0!	0.0%	7.4%	5.9%	0.0%	0.0%	#DIV/0!	#DIV/0!	#DIV/0!	#DIV/0!	#DIV/0!
20-24	8.1%	#DIV/0!	4.0%	0.0%	17.6%	20.0%	0.0%	#DIV/0!	#DIV/0!	#DIV/0!	#DIV/0!	#DIV/0!
25-29	19.2%	#DIV/0!	16.0%	14.8%	17.6%	35.0%	10.0%	#DIV/0!	#DIV/0!	#DIV/0!	#DIV/0!	#DIV/0!
30-34	12.1%	#DIV/0!	8.0%	3.7%	17.6%	10.0%	40.0%	#DIV/0!	#DIV/0!	#DIV/0!	#DIV/0!	#DIV/0!
35-39	20.2%	#DIV/0!	28.0%	29.6%	17.6%	10.0%	0.0%	#DIV/0!	#DIV/0!	#DIV/0!	#DIV/0!	#DIV/0!
40-44	16.2%	#DIV/0!	20.0%	18.5%	0.0%	10.0%	40.0%	#DIV/0!	#DIV/0!	#DIV/0!	#DIV/0!	#DIV/0!
45-49	11.1%	#DIV/0!	12.0%	14.8%	17.6%	0.0%	10.0%	#DIV/0!	#DIV/0!	#DIV/0!	#DIV/0!	#DIV/0!
50-54	5.1%	#DIV/0!	8.0%	3.7%	0.0%	10.0%	0.0%	#DIV/0!	#DIV/0!	#DIV/0!	#DIV/0!	#DIV/0!
55-59	4.0%	#DIV/0!	4.0%	7.4%	0.0%	5.0%	0.0%	#DIV/0!	#DIV/0!	#DIV/0!	#DIV/0!	#DIV/0!
60-64	0.0%	#DIV/0!	0.0%	0.0%	0.0%	0.0%	0.0%	#DIV/0!	#DIV/0!	#DIV/0!	#DIV/0!	#DIV/0!
65-69	0.0%	#DIV/0!	0.0%	0.0%	0.0%	0.0%	0.0%	#DIV/0!	#DIV/0!	#DIV/0!	#DIV/0!	#DIV/0!
70-74	0.0%	#DIV/0!	0.0%	0.0%	0.0%	0.0%	0.0%	#DIV/0!	#DIV/0!	#DIV/0!	#DIV/0!	#DIV/0!
>=75	0.0%	#DIV/0!	0.0%	0.0%	0.0%	0.0%	0.0%	#DIV/0!	#DIV/0!	#DIV/0!	#DIV/0!	#DIV/0!
Total # of vehicle	99	0	25	27	17	20	10	0	0	0	0	0
Average speed	36.4	#DIV/0!	39.2	38.6	31.7	33.5	37.7	#DIV/0!	#DIV/0!	#DIV/0!	#DIV/0!	#DIV/0!
St. Dev.	10.0	#DIV/0!	9.2	10.1	10.2	10.7	6.8	#DIV/0!	#DIV/0!	#DIV/0!	#DIV/0!	#DIV/0!
85th percentile	46.7	#NUM!	48.3	47.6	42.8	43.3	44.3	#NUM!	#NUM!	#NUM!	#NUM!	#NUM!
Min	11.9	0.0	22.4	17.6	11.9	22.4	28.9	0.0	0.0	0.0	0.0	0.0
Max	59.6	0.0	59.6	57.2	47.5	59.6	46.7	0.0	0.0	0.0	0.0	0.0
Range	47.7	0.0	37.2	39.7	35.6	37.2	17.8	0.0	0.0	0.0	0.0	0.0

Vehicle Speed (+75 FT Vehicles)	Hour											
	Total	20:00-21:00	21:00-22:00	22:00-23:00	23:00-00:00	00:00-01:00	01:00-02:00	02:00-03:00	03:00-04:00	04:00-05:00	05:00-06:00	06:00-07:00
MPH												
< 10	0.0%	#DIV/0!	0.0%	0.0%	0.0%	0.0%	0.0%	#DIV/0!	#DIV/0!	#DIV/0!	#DIV/0!	#DIV/0!
10-14	0.0%	#DIV/0!	0.0%	0.0%	0.0%	0.0%	0.0%	#DIV/0!	#DIV/0!	#DIV/0!	#DIV/0!	#DIV/0!
15-19	0.9%	#DIV/0!	0.0%	0.0%	4.0%	0.0%	0.0%	#DIV/0!	#DIV/0!	#DIV/0!	#DIV/0!	#DIV/0!
20-24	0.9%	#DIV/0!	0.0%	0.0%	4.0%	0.0%	0.0%	#DIV/0!	#DIV/0!	#DIV/0!	#DIV/0!	#DIV/0!
25-29	6.2%	#DIV/0!	0.0%	0.0%	8.0%	18.8%	14.3%	#DIV/0!	#DIV/0!	#DIV/0!	#DIV/0!	#DIV/0!
30-34	20.4%	#DIV/0!	18.8%	11.5%	28.0%	25.0%	21.4%	#DIV/0!	#DIV/0!	#DIV/0!	#DIV/0!	#DIV/0!
35-39	16.8%	#DIV/0!	21.9%	3.8%	32.0%	12.5%	7.1%	#DIV/0!	#DIV/0!	#DIV/0!	#DIV/0!	#DIV/0!
40-44	18.6%	#DIV/0!	15.6%	30.8%	12.0%	25.0%	7.1%	#DIV/0!	#DIV/0!	#DIV/0!	#DIV/0!	#DIV/0!
45-49	24.8%	#DIV/0!	31.3%	30.8%	12.0%	18.8%	28.6%	#DIV/0!	#DIV/0!	#DIV/0!	#DIV/0!	#DIV/0!
50-54	6.2%	#DIV/0!	6.3%	11.5%	0.0%	0.0%	14.3%	#DIV/0!	#DIV/0!	#DIV/0!	#DIV/0!	#DIV/0!
55-59	2.7%	#DIV/0!	3.1%	3.8%	0.0%	0.0%	7.1%	#DIV/0!	#DIV/0!	#DIV/0!	#DIV/0!	#DIV/0!
60-64	1.8%	#DIV/0!	3.1%	3.8%	0.0%	0.0%	0.0%	#DIV/0!	#DIV/0!	#DIV/0!	#DIV/0!	#DIV/0!
65-69	0.9%	#DIV/0!	0.0%	3.8%	0.0%	0.0%	0.0%	#DIV/0!	#DIV/0!	#DIV/0!	#DIV/0!	#DIV/0!
70-74	0.0%	#DIV/0!	0.0%	0.0%	0.0%	0.0%	0.0%	#DIV/0!	#DIV/0!	#DIV/0!	#DIV/0!	#DIV/0!
>=75	0.0%	#DIV/0!	0.0%	0.0%	0.0%	0.0%	0.0%	#DIV/0!	#DIV/0!	#DIV/0!	#DIV/0!	#DIV/0!
Total # of vehicle	113	0	32	26	25	16	14	0	0	0	0	0
Average speed	41.3	#DIV/0!	42.7	46.4	35.7	37.6	42.5	#DIV/0!	#DIV/0!	#DIV/0!	#DIV/0!	#DIV/0!
St. Dev.	8.9	#DIV/0!	7.9	8.4	7.1	7.2	10.2	#DIV/0!	#DIV/0!	#DIV/0!	#DIV/0!	#DIV/0!
85th percentile	49.9	#NUM!	49.4	54.2	42.7	44.5	53.2	#NUM!	#NUM!	#NUM!	#NUM!	#NUM!
Min	16.8	0.0	30.5	31.3	16.8	26.5	29.7	0.0	0.0	0.0	0.0	0.0
Max	66.9	0.0	60.5	66.9	49.9	49.9	58.8	0.0	0.0	0.0	0.0	0.0
Range	50.2	0.0	29.9	35.6	33.2	23.5	29.1	0.0	0.0	0.0	0.0	0.0

Day 5 2<sup>nd</sup> WZ

Vehicle Speed (all vehicles)	Hour											
	Total	20:00-21:00	21:00-22:00	22:00-23:00	23:00-00:00	00:00-01:00	01:00-02:00	02:00-03:00	03:00-04:00	04:00-05:00	05:00-06:00	06:00-07:00
MPH												
< 10	0.1%	#DIV/0!	0.0%	0.5%	0.0%	0.0%	0.0%	#DIV/0!	#DIV/0!	#DIV/0!	#DIV/0!	#DIV/0!
10-14	0.6%	#DIV/0!	0.0%	0.9%	0.0%	0.0%	3.6%	#DIV/0!	#DIV/0!	#DIV/0!	#DIV/0!	#DIV/0!
15-19	2.5%	#DIV/0!	0.6%	4.5%	1.2%	1.4%	7.1%	#DIV/0!	#DIV/0!	#DIV/0!	#DIV/0!	#DIV/0!
20-24	6.7%	#DIV/0!	4.5%	9.5%	3.6%	3.6%	16.1%	#DIV/0!	#DIV/0!	#DIV/0!	#DIV/0!	#DIV/0!
25-29	8.3%	#DIV/0!	7.3%	8.6%	5.3%	10.9%	11.6%	#DIV/0!	#DIV/0!	#DIV/0!	#DIV/0!	#DIV/0!
30-34	14.8%	#DIV/0!	9.6%	23.4%	14.2%	10.9%	17.9%	#DIV/0!	#DIV/0!	#DIV/0!	#DIV/0!	#DIV/0!
35-39	21.5%	#DIV/0!	19.1%	24.8%	21.9%	22.5%	19.6%	#DIV/0!	#DIV/0!	#DIV/0!	#DIV/0!	#DIV/0!
40-44	19.7%	#DIV/0!	21.3%	17.1%	27.8%	18.8%	8.9%	#DIV/0!	#DIV/0!	#DIV/0!	#DIV/0!	#DIV/0!
45-49	13.8%	#DIV/0!	19.4%	6.8%	16.6%	14.5%	7.1%	#DIV/0!	#DIV/0!	#DIV/0!	#DIV/0!	#DIV/0!
50-54	5.2%	#DIV/0!	8.0%	1.8%	5.3%	5.8%	3.6%	#DIV/0!	#DIV/0!	#DIV/0!	#DIV/0!	#DIV/0!
55-59	4.8%	#DIV/0!	7.3%	2.3%	2.4%	7.2%	3.6%	#DIV/0!	#DIV/0!	#DIV/0!	#DIV/0!	#DIV/0!
60-64	1.3%	#DIV/0!	1.6%	0.0%	0.6%	3.6%	0.9%	#DIV/0!	#DIV/0!	#DIV/0!	#DIV/0!	#DIV/0!
65-69	0.4%	#DIV/0!	0.6%	0.0%	0.6%	0.7%	0.0%	#DIV/0!	#DIV/0!	#DIV/0!	#DIV/0!	#DIV/0!
70-74	0.2%	#DIV/0!	0.3%	0.0%	0.6%	0.0%	0.0%	#DIV/0!	#DIV/0!	#DIV/0!	#DIV/0!	#DIV/0!
>=75	0.1%	#DIV/0!	0.3%	0.0%	0.0%	0.0%	0.0%	#DIV/0!	#DIV/0!	#DIV/0!	#DIV/0!	#DIV/0!
Total # of vehicles	955	0	314	222	169	138	112	0	0	0	0	0
Average speed	38.9	#DIV/0!	42.0	35.0	40.4	40.9	33.3	#DIV/0!	#DIV/0!	#DIV/0!	#DIV/0!	#DIV/0!
St. Dev.	10.2	#DIV/0!	9.9	8.9	8.7	10.3	11.0	#DIV/0!	#DIV/0!	#DIV/0!	#DIV/0!	#DIV/0!
85th percentile	48.9	#NUM!	52.0	42.5	48.9	51.0	45.0	#NUM!	#NUM!	#NUM!	#NUM!	#NUM!
Min	9.9	0.0	16.2	9.9	15.2	15.2	12.0	0.0	0.0	0.0	0.0	0.0
Max	75.2	0.0	75.2	57.3	71.0	65.7	61.5	0.0	0.0	0.0	0.0	0.0
Range	65.3	0.0	59.0	47.4	55.8	50.6	49.5	0.0	0.0	0.0	0.0	0.0

Vehicle Speed (0-25 FT Vehicles)	Hour											
	Total	20:00-21:00	21:00-22:00	22:00-23:00	23:00-00:00	00:00-01:00	01:00-02:00	02:00-03:00	03:00-04:00	04:00-05:00	05:00-06:00	06:00-07:00
MPH												
< 10	0.2%	#DIV/0!	0.0%	0.6%	0.0%	0.0%	0.0%	#DIV/0!	#DIV/0!	#DIV/0!	#DIV/0!	#DIV/0!
10-14	0.8%	#DIV/0!	0.0%	1.2%	0.0%	0.0%	4.2%	#DIV/0!	#DIV/0!	#DIV/0!	#DIV/0!	#DIV/0!
15-19	2.6%	#DIV/0!	0.9%	4.9%	1.9%	0.0%	6.9%	#DIV/0!	#DIV/0!	#DIV/0!	#DIV/0!	#DIV/0!
20-24	6.6%	#DIV/0!	4.1%	10.4%	1.9%	3.4%	16.7%	#DIV/0!	#DIV/0!	#DIV/0!	#DIV/0!	#DIV/0!
25-29	7.4%	#DIV/0!	7.7%	9.2%	5.8%	5.6%	6.9%	#DIV/0!	#DIV/0!	#DIV/0!	#DIV/0!	#DIV/0!
30-34	14.0%	#DIV/0!	8.1%	22.7%	14.6%	11.2%	15.3%	#DIV/0!	#DIV/0!	#DIV/0!	#DIV/0!	#DIV/0!
35-39	21.1%	#DIV/0!	20.3%	23.3%	18.4%	21.3%	22.2%	#DIV/0!	#DIV/0!	#DIV/0!	#DIV/0!	#DIV/0!
40-44	20.2%	#DIV/0!	19.8%	17.2%	30.1%	23.6%	9.7%	#DIV/0!	#DIV/0!	#DIV/0!	#DIV/0!	#DIV/0!
45-49	14.0%	#DIV/0!	18.0%	6.1%	18.4%	18.0%	8.3%	#DIV/0!	#DIV/0!	#DIV/0!	#DIV/0!	#DIV/0!
50-54	6.3%	#DIV/0!	9.9%	1.8%	7.8%	5.6%	4.2%	#DIV/0!	#DIV/0!	#DIV/0!	#DIV/0!	#DIV/0!
55-59	5.2%	#DIV/0!	8.6%	2.5%	0.0%	9.0%	4.2%	#DIV/0!	#DIV/0!	#DIV/0!	#DIV/0!	#DIV/0!
60-64	1.2%	#DIV/0!	2.3%	0.0%	1.0%	1.1%	1.4%	#DIV/0!	#DIV/0!	#DIV/0!	#DIV/0!	#DIV/0!
65-69	0.3%	#DIV/0!	0.5%	0.0%	0.0%	1.1%	0.0%	#DIV/0!	#DIV/0!	#DIV/0!	#DIV/0!	#DIV/0!
70-74	0.0%	#DIV/0!	0.0%	0.0%	0.0%	0.0%	0.0%	#DIV/0!	#DIV/0!	#DIV/0!	#DIV/0!	#DIV/0!
>=75	0.0%	#DIV/0!	0.0%	0.0%	0.0%	0.0%	0.0%	#DIV/0!	#DIV/0!	#DIV/0!	#DIV/0!	#DIV/0!
Total # of vehicles	649	0	222	163	103	89	72	0	0	0	0	0
Average speed	39.1	#DIV/0!	42.3	34.6	40.4	42.2	33.9	#DIV/0!	#DIV/0!	#DIV/0!	#DIV/0!	#DIV/0!
St. Dev.	10.2	#DIV/0!	9.8	9.2	8.2	9.1	11.7	#DIV/0!	#DIV/0!	#DIV/0!	#DIV/0!	#DIV/0!
85th percentile	49.9	#NUM!	53.1	42.5	48.9	51.0	46.8	#NUM!	#NUM!	#NUM!	#NUM!	#NUM!
Min	9.9	0.0	16.2	9.9	15.2	22.5	12.0	0.0	0.0	0.0	0.0	0.0
Max	69.9	0.0	69.9	57.3	63.6	65.7	61.5	0.0	0.0	0.0	0.0	0.0
Range	60.0	0.0	53.7	47.4	48.5	43.2	49.5	0.0	0.0	0.0	0.0	0.0

		Hour										
Vehicle Speed (25-50 FT Vehicles)	Total	20:00-21:00	21:00-22:00	22:00-23:00	23:00-00:00	00:00-01:00	01:00-02:00	02:00-03:00	03:00-04:00	04:00-05:00	05:00-06:00	06:00-07:00
		MPH										
< 10	0.0%	#DIV/0!	0.0%	0.0%	0.0%	0.0%	0.0%	#DIV/0!	#DIV/0!	#DIV/0!	#DIV/0!	#DIV/0!
10-14	0.5%	#DIV/0!	0.0%	0.0%	0.0%	0.0%	3.4%	#DIV/0!	#DIV/0!	#DIV/0!	#DIV/0!	#DIV/0!
15-19	2.9%	#DIV/0!	0.0%	5.7%	0.0%	2.9%	10.3%	#DIV/0!	#DIV/0!	#DIV/0!	#DIV/0!	#DIV/0!
20-24	7.3%	#DIV/0!	4.5%	11.4%	9.8%	2.9%	10.3%	#DIV/0!	#DIV/0!	#DIV/0!	#DIV/0!	#DIV/0!
25-29	8.8%	#DIV/0!	6.1%	2.9%	4.9%	14.7%	20.7%	#DIV/0!	#DIV/0!	#DIV/0!	#DIV/0!	#DIV/0!
30-34	15.6%	#DIV/0!	12.1%	31.4%	9.8%	8.8%	20.7%	#DIV/0!	#DIV/0!	#DIV/0!	#DIV/0!	#DIV/0!
35-39	19.5%	#DIV/0!	15.2%	14.3%	22.0%	32.4%	17.2%	#DIV/0!	#DIV/0!	#DIV/0!	#DIV/0!	#DIV/0!
40-44	20.5%	#DIV/0!	30.3%	17.1%	22.0%	14.7%	6.9%	#DIV/0!	#DIV/0!	#DIV/0!	#DIV/0!	#DIV/0!
45-49	14.1%	#DIV/0!	22.7%	11.4%	19.5%	2.9%	3.4%	#DIV/0!	#DIV/0!	#DIV/0!	#DIV/0!	#DIV/0!
50-54	2.9%	#DIV/0!	1.5%	2.9%	2.4%	5.9%	3.4%	#DIV/0!	#DIV/0!	#DIV/0!	#DIV/0!	#DIV/0!
55-59	4.4%	#DIV/0!	4.5%	2.9%	7.3%	2.9%	3.4%	#DIV/0!	#DIV/0!	#DIV/0!	#DIV/0!	#DIV/0!
60-64	2.0%	#DIV/0!	0.0%	0.0%	0.0%	11.8%	0.0%	#DIV/0!	#DIV/0!	#DIV/0!	#DIV/0!	#DIV/0!
65-69	1.0%	#DIV/0!	1.5%	0.0%	2.4%	0.0%	0.0%	#DIV/0!	#DIV/0!	#DIV/0!	#DIV/0!	#DIV/0!
70-74	0.0%	#DIV/0!	0.0%	0.0%	0.0%	0.0%	0.0%	#DIV/0!	#DIV/0!	#DIV/0!	#DIV/0!	#DIV/0!
>=75	0.5%	#DIV/0!	1.5%	0.0%	0.0%	0.0%	0.0%	#DIV/0!	#DIV/0!	#DIV/0!	#DIV/0!	#DIV/0!
Total # of vehicle	205	0	66	35	41	34	29	0	0	0	0	0
Average speed	38.7	#DIV/0!	41.4	35.7	40.6	39.9	32.1	#DIV/0!	#DIV/0!	#DIV/0!	#DIV/0!	#DIV/0!
St. Dev.	10.6	#DIV/0!	9.7	9.4	10.1	11.6	10.3	#DIV/0!	#DIV/0!	#DIV/0!	#DIV/0!	#DIV/0!
85th percentile	47.8	#NUM!	48.1	45.4	48.9	54.3	40.9	#NUM!	#NUM!	#NUM!	#NUM!	#NUM!
Min	14.1	0.0	20.4	17.3	20.4	15.2	14.1	0.0	0.0	0.0	0.0	0.0
Max	75.2	0.0	75.2	56.2	65.7	64.7	59.4	0.0	0.0	0.0	0.0	0.0
Range	61.1	0.0	54.8	39.0	45.3	49.5	45.3	0.0	0.0	0.0	0.0	0.0

		Hour										
Vehicle Speed (50-75 FT Vehicles)	Total	20:00-21:00	21:00-22:00	22:00-23:00	23:00-00:00	00:00-01:00	01:00-02:00	02:00-03:00	03:00-04:00	04:00-05:00	05:00-06:00	06:00-07:00
		MPH										
< 10	0.0%	#DIV/0!	0.0%	0.0%	0.0%	0.0%	0.0%	#DIV/0!	#DIV/0!	#DIV/0!	#DIV/0!	#DIV/0!
10-14	0.0%	#DIV/0!	0.0%	0.0%	0.0%	0.0%	0.0%	#DIV/0!	#DIV/0!	#DIV/0!	#DIV/0!	#DIV/0!
15-19	1.4%	#DIV/0!	0.0%	0.0%	0.0%	8.3%	0.0%	#DIV/0!	#DIV/0!	#DIV/0!	#DIV/0!	#DIV/0!
20-24	8.1%	#DIV/0!	9.1%	0.0%	0.0%	8.3%	42.9%	#DIV/0!	#DIV/0!	#DIV/0!	#DIV/0!	#DIV/0!
25-29	16.2%	#DIV/0!	9.1%	11.8%	6.3%	41.7%	28.6%	#DIV/0!	#DIV/0!	#DIV/0!	#DIV/0!	#DIV/0!
30-34	17.6%	#DIV/0!	13.6%	17.6%	18.8%	16.7%	28.6%	#DIV/0!	#DIV/0!	#DIV/0!	#DIV/0!	#DIV/0!
35-39	31.1%	#DIV/0!	22.7%	52.9%	50.0%	8.3%	0.0%	#DIV/0!	#DIV/0!	#DIV/0!	#DIV/0!	#DIV/0!
40-44	10.8%	#DIV/0!	9.1%	17.6%	18.8%	0.0%	0.0%	#DIV/0!	#DIV/0!	#DIV/0!	#DIV/0!	#DIV/0!
45-49	8.1%	#DIV/0!	22.7%	0.0%	6.3%	0.0%	0.0%	#DIV/0!	#DIV/0!	#DIV/0!	#DIV/0!	#DIV/0!
50-54	4.1%	#DIV/0!	9.1%	0.0%	0.0%	8.3%	0.0%	#DIV/0!	#DIV/0!	#DIV/0!	#DIV/0!	#DIV/0!
55-59	1.4%	#DIV/0!	0.0%	0.0%	0.0%	8.3%	0.0%	#DIV/0!	#DIV/0!	#DIV/0!	#DIV/0!	#DIV/0!
60-64	0.0%	#DIV/0!	0.0%	0.0%	0.0%	0.0%	0.0%	#DIV/0!	#DIV/0!	#DIV/0!	#DIV/0!	#DIV/0!
65-69	0.0%	#DIV/0!	0.0%	0.0%	0.0%	0.0%	0.0%	#DIV/0!	#DIV/0!	#DIV/0!	#DIV/0!	#DIV/0!
70-74	1.4%	#DIV/0!	4.5%	0.0%	0.0%	0.0%	0.0%	#DIV/0!	#DIV/0!	#DIV/0!	#DIV/0!	#DIV/0!
>=75	0.0%	#DIV/0!	0.0%	0.0%	0.0%	0.0%	0.0%	#DIV/0!	#DIV/0!	#DIV/0!	#DIV/0!	#DIV/0!
Total # of vehicle	74	0	22	17	16	12	7	0	0	0	0	0
Average speed	36.3	#DIV/0!	40.1	36.6	37.5	32.8	27.4	#DIV/0!	#DIV/0!	#DIV/0!	#DIV/0!	#DIV/0!
St. Dev.	9.1	#DIV/0!	11.5	4.6	4.3	11.6	5.5	#DIV/0!	#DIV/0!	#DIV/0!	#DIV/0!	#DIV/0!
85th percentile	44.8	#NUM!	48.9	40.0	40.4	42.4	34.1	#NUM!	#NUM!	#NUM!	#NUM!	#NUM!
Min	19.4	0.0	21.5	26.7	29.9	19.4	20.4	0.0	0.0	0.0	0.0	0.0
Max	71.0	0.0	71.0	44.7	47.8	58.3	34.1	0.0	0.0	0.0	0.0	0.0
Range	51.6	0.0	49.5	17.9	17.9	39.0	13.7	0.0	0.0	0.0	0.0	0.0

Vehicle Speed (+75 FT Vehicles)	Hour											
	Total	20:00-21:00	21:00-22:00	22:00-23:00	23:00-00:00	00:00-01:00	01:00-02:00	02:00-03:00	03:00-04:00	04:00-05:00	05:00-06:00	06:00-07:00
MPH												
< 10	0.0%	#DIV/0!	0.0%	0.0%	0.0%	0.0%	0.0%	#DIV/0!	#DIV/0!	#DIV/0!	#DIV/0!	#DIV/0!
10-14	0.0%	#DIV/0!	0.0%	0.0%	0.0%	0.0%	0.0%	#DIV/0!	#DIV/0!	#DIV/0!	#DIV/0!	#DIV/0!
15-19	0.0%	#DIV/0!	0.0%	0.0%	0.0%	0.0%	0.0%	#DIV/0!	#DIV/0!	#DIV/0!	#DIV/0!	#DIV/0!
20-24	0.0%	#DIV/0!	0.0%	0.0%	0.0%	0.0%	0.0%	#DIV/0!	#DIV/0!	#DIV/0!	#DIV/0!	#DIV/0!
25-29	3.7%	#DIV/0!	0.0%	14.3%	0.0%	0.0%	0.0%	#DIV/0!	#DIV/0!	#DIV/0!	#DIV/0!	#DIV/0!
30-34	18.5%	#DIV/0!	25.0%	14.3%	22.2%	0.0%	25.0%	#DIV/0!	#DIV/0!	#DIV/0!	#DIV/0!	#DIV/0!
35-39	18.5%	#DIV/0!	0.0%	42.9%	11.1%	0.0%	25.0%	#DIV/0!	#DIV/0!	#DIV/0!	#DIV/0!	#DIV/0!
40-44	25.9%	#DIV/0!	25.0%	14.3%	44.4%	0.0%	25.0%	#DIV/0!	#DIV/0!	#DIV/0!	#DIV/0!	#DIV/0!
45-49	22.2%	#DIV/0!	25.0%	14.3%	0.0%	100.0%	25.0%	#DIV/0!	#DIV/0!	#DIV/0!	#DIV/0!	#DIV/0!
50-54	0.0%	#DIV/0!	0.0%	0.0%	0.0%	0.0%	0.0%	#DIV/0!	#DIV/0!	#DIV/0!	#DIV/0!	#DIV/0!
55-59	7.4%	#DIV/0!	25.0%	0.0%	11.1%	0.0%	0.0%	#DIV/0!	#DIV/0!	#DIV/0!	#DIV/0!	#DIV/0!
60-64	0.0%	#DIV/0!	0.0%	0.0%	0.0%	0.0%	0.0%	#DIV/0!	#DIV/0!	#DIV/0!	#DIV/0!	#DIV/0!
65-69	0.0%	#DIV/0!	0.0%	0.0%	0.0%	0.0%	0.0%	#DIV/0!	#DIV/0!	#DIV/0!	#DIV/0!	#DIV/0!
70-74	3.7%	#DIV/0!	0.0%	0.0%	11.1%	0.0%	0.0%	#DIV/0!	#DIV/0!	#DIV/0!	#DIV/0!	#DIV/0!
>=75	0.0%	#DIV/0!	0.0%	0.0%	0.0%	0.0%	0.0%	#DIV/0!	#DIV/0!	#DIV/0!	#DIV/0!	#DIV/0!
Total # of vehicle	27	0	4	7	9	3	4	0	0	0	0	0
Average speed	42.5	#DIV/0!	44.9	37.9	44.2	48.5	40.2	#DIV/0!	#DIV/0!	#DIV/0!	#DIV/0!	#DIV/0!
St. Dev.	9.3	#DIV/0!	11.6	6.3	12.1	0.6	6.5	#DIV/0!	#DIV/0!	#DIV/0!	#DIV/0!	#DIV/0!
85th percentile	48.9	#NUM!	54.1	42.1	52.9	48.9	45.8	#NUM!	#NUM!	#NUM!	#NUM!	#NUM!
Min	27.8	0.0	31.0	27.8	32.0	47.8	34.1	0.0	0.0	0.0	0.0	0.0
Max	71.0	0.0	58.3	47.8	71.0	48.9	46.8	0.0	0.0	0.0	0.0	0.0
Range	43.2	0.0	27.4	20.0	39.0	1.1	12.6	0.0	0.0	0.0	0.0	0.0

Day 6 Before RWA

		Hour										
Vehicle Speed (all vehicles)	Total	20:00-21:00	21:00-22:00	22:00-23:00	23:00-00:00	00:00-01:00	01:00-02:00	02:00-03:00	03:00-04:00	04:00-05:00	05:00-06:00	06:00-07:00
		MPH										
< 10	0.0%	#DIV/0!	0.0%	0.0%	0.0%	0.0%	0.0%	0.0%	0.0%	0.0%	#DIV/0!	#DIV/0!
10-14	0.0%	#DIV/0!	0.0%	0.0%	0.0%	0.0%	0.0%	0.0%	0.0%	0.0%	#DIV/0!	#DIV/0!
15-19	0.0%	#DIV/0!	0.0%	0.0%	0.0%	0.0%	0.0%	0.0%	0.0%	0.0%	#DIV/0!	#DIV/0!
20-24	0.0%	#DIV/0!	0.0%	0.0%	0.0%	0.0%	0.0%	0.0%	0.0%	0.0%	#DIV/0!	#DIV/0!
25-29	0.2%	#DIV/0!	0.2%	0.0%	0.4%	0.0%	0.6%	0.0%	0.8%	0.0%	#DIV/0!	#DIV/0!
30-34	0.8%	#DIV/0!	0.6%	0.5%	1.2%	1.9%	0.0%	1.5%	0.0%	0.7%	#DIV/0!	#DIV/0!
35-39	3.9%	#DIV/0!	3.3%	3.4%	3.3%	4.5%	6.1%	6.7%	4.5%	2.8%	#DIV/0!	#DIV/0!
40-44	7.3%	#DIV/0!	8.4%	8.5%	5.0%	5.7%	4.2%	10.4%	6.8%	6.9%	#DIV/0!	#DIV/0!
45-49	9.1%	#DIV/0!	9.7%	8.2%	11.2%	4.5%	11.5%	10.4%	8.3%	8.3%	#DIV/0!	#DIV/0!
50-54	14.8%	#DIV/0!	14.6%	13.1%	15.4%	19.1%	13.9%	14.9%	13.5%	16.7%	#DIV/0!	#DIV/0!
55-59	13.0%	#DIV/0!	11.7%	12.1%	15.4%	14.6%	13.3%	9.0%	16.5%	13.9%	#DIV/0!	#DIV/0!
60-64	13.3%	#DIV/0!	12.1%	12.9%	13.3%	17.2%	10.9%	14.9%	14.3%	13.9%	#DIV/0!	#DIV/0!
65-69	11.8%	#DIV/0!	11.3%	13.1%	12.4%	13.4%	12.7%	9.0%	9.8%	10.4%	#DIV/0!	#DIV/0!
70-74	9.5%	#DIV/0!	10.9%	9.3%	8.3%	10.2%	7.3%	9.7%	9.8%	8.3%	#DIV/0!	#DIV/0!
>=75	16.3%	#DIV/0!	17.2%	18.8%	14.1%	8.9%	19.4%	13.4%	15.8%	18.1%	#DIV/0!	#DIV/0!
Total # of vehicles	1849	0	487	388	241	157	165	134	133	144	0	0
Average speed	60.7	#DIV/0!	61.0	61.6	60.2	59.4	61.0	58.7	60.4	61.6	#DIV/0!	#DIV/0!
St. Dev.	13.4	#DIV/0!	13.6	13.7	12.9	12.1	14.1	13.6	13.0	14.0	#DIV/0!	#DIV/0!
85th percentile	75.0	#NUM!	76.0	76.1	73.1	70.9	76.1	73.5	74.8	77.0	#NUM!	#NUM!
Min	28.0	0.0	28.0	33.2	28.0	30.6	29.3	33.2	29.3	34.2	0.0	0.0
Max	102.0	0.0	100.0	99.0	97.0	93.0	100.0	91.0	93.0	102.0	0.0	0.0
Range	74.0	0.0	72.0	65.8	69.0	62.4	70.7	57.8	63.7	67.8	0.0	0.0

		Hour										
Vehicle Speed (0-25 FT Vehicles)	Total	20:00-21:00	21:00-22:00	22:00-23:00	23:00-00:00	00:00-01:00	01:00-02:00	02:00-03:00	03:00-04:00	04:00-05:00	05:00-06:00	06:00-07:00
		MPH										
< 10	0.0%	#DIV/0!	0.0%	0.0%	0.0%	0.0%	0.0%	0.0%	0.0%	0.0%	#DIV/0!	#DIV/0!
10-14	0.0%	#DIV/0!	0.0%	0.0%	0.0%	0.0%	0.0%	0.0%	0.0%	0.0%	#DIV/0!	#DIV/0!
15-19	0.0%	#DIV/0!	0.0%	0.0%	0.0%	0.0%	0.0%	0.0%	0.0%	0.0%	#DIV/0!	#DIV/0!
20-24	0.0%	#DIV/0!	0.0%	0.0%	0.0%	0.0%	0.0%	0.0%	0.0%	0.0%	#DIV/0!	#DIV/0!
25-29	0.0%	#DIV/0!	0.0%	0.0%	0.0%	0.0%	0.0%	0.0%	0.0%	0.0%	#DIV/0!	#DIV/0!
30-34	0.4%	#DIV/0!	0.3%	0.4%	0.7%	0.0%	0.0%	1.4%	0.0%	1.1%	#DIV/0!	#DIV/0!
35-39	2.5%	#DIV/0!	1.5%	2.0%	3.3%	3.1%	2.2%	7.1%	2.9%	2.2%	#DIV/0!	#DIV/0!
40-44	3.7%	#DIV/0!	4.1%	3.6%	3.3%	5.2%	2.2%	2.9%	2.9%	4.4%	#DIV/0!	#DIV/0!
45-49	5.3%	#DIV/0!	6.8%	4.0%	5.3%	3.1%	5.6%	4.3%	4.3%	6.6%	#DIV/0!	#DIV/0!
50-54	8.0%	#DIV/0!	9.4%	5.9%	8.0%	10.3%	7.9%	7.1%	5.7%	8.8%	#DIV/0!	#DIV/0!
55-59	11.3%	#DIV/0!	11.2%	11.5%	12.0%	10.3%	11.2%	11.4%	10.0%	12.1%	#DIV/0!	#DIV/0!
60-64	15.4%	#DIV/0!	13.5%	15.4%	19.3%	21.6%	10.1%	17.1%	15.7%	13.2%	#DIV/0!	#DIV/0!
65-69	16.8%	#DIV/0!	15.6%	17.8%	18.0%	19.6%	19.1%	12.9%	15.7%	15.4%	#DIV/0!	#DIV/0!
70-74	13.5%	#DIV/0!	14.4%	13.0%	12.0%	14.4%	12.4%	14.3%	15.7%	12.1%	#DIV/0!	#DIV/0!
>=75	23.0%	#DIV/0!	23.2%	26.5%	18.0%	12.4%	29.2%	21.4%	27.1%	24.2%	#DIV/0!	#DIV/0!
Total # of vehicles	1160	0	340	253	150	97	89	70	70	91	0	0
Average speed	65.2	#DIV/0!	65.1	66.4	63.9	63.5	66.8	63.8	66.8	64.9	#DIV/0!	#DIV/0!
St. Dev.	12.7	#DIV/0!	12.6	12.9	12.0	11.5	12.6	13.5	12.7	14.0	#DIV/0!	#DIV/0!
85th percentile	78.0	#NUM!	78.0	79.0	75.0	73.1	80.6	76.9	79.0	79.0	#NUM!	#NUM!
Min	31.9	0.0	33.3	33.2	31.9	37.1	38.4	33.2	37.1	34.2	0.0	0.0
Max	100.8	0.0	100.0	99.0	96.0	93.0	97.0	90.0	93.0	100.8	0.0	0.0
Range	68.9	0.0	66.7	65.8	64.1	55.9	58.6	56.8	55.9	66.6	0.0	0.0

Vehicle Speed (25-50 FT Vehicles)	Hour											
	Total	20:00-21:00	21:00-22:00	22:00-23:00	23:00-00:00	00:00-01:00	01:00-02:00	02:00-03:00	03:00-04:00	04:00-05:00	05:00-06:00	06:00-07:00
MPH												
< 10	0.0%	#DIV/0!	0.0%	0.0%	0.0%	0.0%	0.0%	0.0%	0.0%	0.0%	#DIV/0!	#DIV/0!
10-14	0.0%	#DIV/0!	0.0%	0.0%	0.0%	0.0%	0.0%	0.0%	0.0%	0.0%	#DIV/0!	#DIV/0!
15-19	0.0%	#DIV/0!	0.0%	0.0%	0.0%	0.0%	0.0%	0.0%	0.0%	0.0%	#DIV/0!	#DIV/0!
20-24	0.0%	#DIV/0!	0.0%	0.0%	0.0%	0.0%	0.0%	0.0%	0.0%	0.0%	#DIV/0!	#DIV/0!
25-29	0.5%	#DIV/0!	1.1%	0.0%	0.0%	0.0%	0.0%	0.0%	4.3%	0.0%	#DIV/0!	#DIV/0!
30-34	0.8%	#DIV/0!	0.0%	1.1%	0.0%	5.6%	0.0%	0.0%	0.0%	0.0%	#DIV/0!	#DIV/0!
35-39	6.3%	#DIV/0!	5.7%	15.7%	6.0%	5.6%	9.1%	8.3%	8.7%	3.2%	#DIV/0!	#DIV/0!
40-44	13.6%	#DIV/0!	14.8%	20.5%	10.0%	5.6%	6.8%	19.4%	8.7%	12.9%	#DIV/0!	#DIV/0!
45-49	14.1%	#DIV/0!	18.2%	10.2%	24.0%	8.3%	13.6%	16.7%	4.3%	9.7%	#DIV/0!	#DIV/0!
50-54	25.5%	#DIV/0!	28.4%	25.0%	20.0%	33.3%	22.7%	19.4%	30.4%	25.8%	#DIV/0!	#DIV/0!
55-59	14.1%	#DIV/0!	12.5%	11.4%	22.0%	13.9%	13.6%	5.6%	21.7%	19.4%	#DIV/0!	#DIV/0!
60-64	10.4%	#DIV/0!	10.2%	9.1%	2.0%	11.1%	15.9%	13.9%	17.4%	9.7%	#DIV/0!	#DIV/0!
65-69	4.5%	#DIV/0!	1.1%	6.8%	4.0%	5.6%	6.8%	8.3%	0.0%	3.2%	#DIV/0!	#DIV/0!
70-74	3.3%	#DIV/0!	3.4%	3.4%	2.0%	5.6%	2.3%	2.8%	4.3%	3.2%	#DIV/0!	#DIV/0!
>=75	6.8%	#DIV/0!	4.5%	6.8%	10.0%	5.6%	9.1%	5.6%	4.0%	12.9%	#DIV/0!	#DIV/0!
Total # of vehicle	396	0	88	88	50	36	44	36	23	31	0	0
Average speed	54.3	#DIV/0!	52.9	53.8	55.3	53.5	56.1	54.0	52.7	58.3	#DIV/0!	#DIV/0!
St. Dev.	12.1	#DIV/0!	11.4	11.7	13.5	10.8	13.0	12.2	9.5	14.8	#DIV/0!	#DIV/0!
85th percentile	64.5	#NUM!	63.0	66.0	64.5	60.5	65.5	65.4	60.5	70.2	#NUM!	#NUM!
Min	28.0	0.0	28.0	33.2	37.1	30.6	35.8	37.1	29.3	39.7	0.0	0.0
Max	102.0	0.0	96.0	89.0	97.0	77.0	100.0	91.0	71.0	102.0	0.0	0.0
Range	74.0	0.0	68.0	55.8	59.9	46.4	64.2	53.9	41.7	62.3	0.0	0.0

Vehicle Speed (50-75 FT Vehicles)	Hour											
	Total	20:00-21:00	21:00-22:00	22:00-23:00	23:00-00:00	00:00-01:00	01:00-02:00	02:00-03:00	03:00-04:00	04:00-05:00	05:00-06:00	06:00-07:00
MPH												
< 10	0.0%	#DIV/0!	0.0%	0.0%	0.0%	0.0%	0.0%	0.0%	0.0%	0.0%	#DIV/0!	#DIV/0!
10-14	0.0%	#DIV/0!	0.0%	0.0%	0.0%	0.0%	0.0%	0.0%	0.0%	0.0%	#DIV/0!	#DIV/0!
15-19	0.0%	#DIV/0!	0.0%	0.0%	0.0%	0.0%	0.0%	0.0%	0.0%	0.0%	#DIV/0!	#DIV/0!
20-24	0.0%	#DIV/0!	0.0%	0.0%	0.0%	0.0%	0.0%	0.0%	0.0%	0.0%	#DIV/0!	#DIV/0!
25-29	0.8%	#DIV/0!	0.0%	0.0%	3.0%	0.0%	3.6%	0.0%	0.0%	0.0%	#DIV/0!	#DIV/0!
30-34	2.5%	#DIV/0!	3.9%	0.0%	6.1%	4.8%	0.0%	4.2%	0.0%	0.0%	#DIV/0!	#DIV/0!
35-39	6.7%	#DIV/0!	7.8%	7.1%	0.0%	9.5%	14.3%	4.2%	7.1%	0.0%	#DIV/0!	#DIV/0!
40-44	14.2%	#DIV/0!	25.5%	11.9%	6.1%	9.5%	3.6%	20.8%	14.3%	15.4%	#DIV/0!	#DIV/0!
45-49	19.6%	#DIV/0!	15.7%	26.2%	18.2%	4.8%	28.6%	20.8%	21.4%	15.4%	#DIV/0!	#DIV/0!
50-54	29.6%	#DIV/0!	27.5%	31.0%	42.4%	33.3%	21.4%	29.2%	17.9%	38.5%	#DIV/0!	#DIV/0!
55-59	17.1%	#DIV/0!	11.8%	16.7%	18.2%	28.6%	17.9%	8.3%	28.6%	7.7%	#DIV/0!	#DIV/0!
60-64	8.8%	#DIV/0!	7.8%	7.1%	6.1%	9.5%	7.1%	12.5%	7.1%	23.1%	#DIV/0!	#DIV/0!
65-69	0.4%	#DIV/0!	0.0%	0.0%	0.0%	0.0%	3.6%	0.0%	0.0%	0.0%	#DIV/0!	#DIV/0!
70-74	0.0%	#DIV/0!	0.0%	0.0%	0.0%	0.0%	0.0%	0.0%	0.0%	0.0%	#DIV/0!	#DIV/0!
>=75	0.4%	#DIV/0!	0.0%	0.0%	0.0%	0.0%	0.0%	0.0%	3.6%	0.0%	#DIV/0!	#DIV/0!
Total # of vehicle	240	0	51	42	33	21	28	24	28	13	0	0
Average speed	50.2	#DIV/0!	48.8	50.5	50.4	50.6	49.6	49.5	51.5	53.2	#DIV/0!	#DIV/0!
St. Dev.	7.5	#DIV/0!	7.6	6.3	7.4	8.1	8.8	7.5	8.1	5.7	#DIV/0!	#DIV/0!
85th percentile	57.9	#NUM!	57.6	57.7	55.5	57.9	57.9	57.4	56.6	60.5	#NUM!	#NUM!
Min	28.0	0.0	33.2	37.1	28.0	31.9	29.3	34.5	37.1	44.9	0.0	0.0
Max	76.1	0.0	63.1	64.4	63.0	60.5	65.7	63.1	76.1	63.1	0.0	0.0
Range	48.1	0.0	29.9	27.3	35.0	28.6	36.4	28.6	39.0	18.2	0.0	0.0



Vehicle Speed (+75 FT Vehicles)	Hour											
	Total	20:00-21:00	21:00-22:00	22:00-23:00	23:00-00:00	00:00-01:00	01:00-02:00	02:00-03:00	03:00-04:00	04:00-05:00	05:00-06:00	06:00-07:00
MPH												
< 10	0.0%	#DIV/0!	0.0%	0.0%	0.0%	0.0%	0.0%	0.0%	0.0%	0.0%	#DIV/0!	#DIV/0!
10-14	0.0%	#DIV/0!	0.0%	0.0%	0.0%	0.0%	0.0%	0.0%	0.0%	0.0%	#DIV/0!	#DIV/0!
15-19	0.0%	#DIV/0!	0.0%	0.0%	0.0%	0.0%	0.0%	0.0%	0.0%	0.0%	#DIV/0!	#DIV/0!
20-24	0.0%	#DIV/0!	0.0%	0.0%	0.0%	0.0%	0.0%	0.0%	0.0%	0.0%	#DIV/0!	#DIV/0!
25-29	0.0%	#DIV/0!	0.0%	0.0%	0.0%	0.0%	0.0%	0.0%	0.0%	0.0%	#DIV/0!	#DIV/0!
30-34	0.0%	#DIV/0!	0.0%	0.0%	0.0%	0.0%	0.0%	0.0%	0.0%	0.0%	#DIV/0!	#DIV/0!
35-39	5.7%	#DIV/0!	25.0%	0.0%	0.0%	0.0%	0.0%	0.0%	0.0%	11.1%	#DIV/0!	#DIV/0!
40-44	7.5%	#DIV/0!	12.5%	20.0%	0.0%	0.0%	25.0%	0.0%	8.3%	0.0%	#DIV/0!	#DIV/0!
45-49	9.4%	#DIV/0!	0.0%	40.0%	12.5%	0.0%	0.0%	0.0%	8.3%	11.1%	#DIV/0!	#DIV/0!
50-54	17.0%	#DIV/0!	0.0%	20.0%	12.5%	33.3%	0.0%	25.0%	16.7%	33.3%	#DIV/0!	#DIV/0!
55-59	22.6%	#DIV/0!	25.0%	20.0%	25.0%	66.7%	25.0%	0.0%	16.7%	22.2%	#DIV/0!	#DIV/0!
60-64	7.5%	#DIV/0!	0.0%	0.0%	0.0%	0.0%	0.0%	0.0%	16.7%	22.2%	#DIV/0!	#DIV/0!
65-69	7.5%	#DIV/0!	12.5%	0.0%	12.5%	0.0%	0.0%	0.0%	16.7%	0.0%	#DIV/0!	#DIV/0!
70-74	9.4%	#DIV/0!	12.5%	0.0%	12.5%	0.0%	0.0%	50.0%	8.3%	0.0%	#DIV/0!	#DIV/0!
>=75	13.2%	#DIV/0!	12.5%	0.0%	25.0%	0.0%	50.0%	25.0%	8.3%	0.0%	#DIV/0!	#DIV/0!
Total # of vehicle	53	0	8	5	8	3	4	4	12	9	0	0
Average speed	58.7	#DIV/0!	56.6	50.1	63.3	55.7	66.8	67.9	59.7	53.2	#DIV/0!	#DIV/0!
St. Dev.	12.4	#DIV/0!	16.8	5.4	12.7	3.3	19.5	12.4	10.1	7.9	#DIV/0!	#DIV/0!
85th percentile	72.0	#NUM!	72.0	54.7	75.9	58.0	83.3	75.7	69.0	60.6	#NUM!	#NUM!
Min	35.8	0.0	35.8	43.6	47.5	52.7	44.9	50.1	43.6	37.1	0.0	0.0
Max	87.0	0.0	81.3	57.9	82.6	59.2	87.0	79.0	78.0	63.1	0.0	0.0
Range	51.2	0.0	45.5	14.3	35.1	6.5	42.1	28.9	34.4	26.0	0.0	0.0

Day 6 RWA

Vehicle Speed (all vehicles)	Hour											
	Total	20:00-21:00	21:00-22:00	22:00-23:00	23:00-00:00	00:00-01:00	01:00-02:00	02:00-03:00	03:00-04:00	04:00-05:00	05:00-06:00	06:00-07:00
MPH												
< 10	0.0%	#DIV/0!	0.0%	0.0%	0.0%	0.0%	0.0%	0.0%	0.0%	0.0%	#DIV/0!	#DIV/0!
10-14	0.0%	#DIV/0!	0.0%	0.0%	0.0%	0.0%	0.0%	0.0%	0.0%	0.0%	#DIV/0!	#DIV/0!
15-19	0.0%	#DIV/0!	0.0%	0.0%	0.0%	0.0%	0.0%	0.0%	0.0%	0.0%	#DIV/0!	#DIV/0!
20-24	0.0%	#DIV/0!	0.0%	0.0%	0.0%	0.0%	0.0%	0.0%	0.0%	0.0%	#DIV/0!	#DIV/0!
25-29	0.0%	#DIV/0!	0.0%	0.0%	0.0%	0.0%	0.0%	0.0%	0.0%	0.0%	#DIV/0!	#DIV/0!
30-34	0.4%	#DIV/0!	0.0%	0.2%	1.1%	0.0%	0.6%	0.0%	1.5%	0.0%	#DIV/0!	#DIV/0!
35-39	1.3%	#DIV/0!	2.0%	1.0%	1.4%	0.6%	1.7%	0.8%	1.5%	0.0%	#DIV/0!	#DIV/0!
40-44	3.7%	#DIV/0!	3.4%	4.6%	3.2%	6.8%	1.7%	4.7%	1.5%	3.2%	#DIV/0!	#DIV/0!
45-49	9.7%	#DIV/0!	10.5%	8.2%	10.0%	9.9%	12.0%	11.7%	8.1%	7.7%	#DIV/0!	#DIV/0!
50-54	18.2%	#DIV/0!	16.9%	15.6%	18.6%	16.8%	24.0%	25.0%	16.3%	19.2%	#DIV/0!	#DIV/0!
55-59	15.8%	#DIV/0!	14.7%	13.7%	17.9%	15.5%	20.0%	9.4%	20.0%	18.6%	#DIV/0!	#DIV/0!
60-64	18.1%	#DIV/0!	19.3%	19.7%	17.6%	18.0%	9.7%	18.8%	19.3%	18.6%	#DIV/0!	#DIV/0!
65-69	16.5%	#DIV/0!	20.1%	18.3%	15.4%	12.4%	13.1%	16.4%	11.1%	14.7%	#DIV/0!	#DIV/0!
70-74	7.2%	#DIV/0!	5.6%	9.6%	7.2%	8.7%	6.3%	7.0%	7.4%	5.1%	#DIV/0!	#DIV/0!
>=75	9.2%	#DIV/0!	7.4%	9.1%	7.5%	11.2%	10.9%	6.3%	13.3%	12.8%	#DIV/0!	#DIV/0!
Total # of vehicles	1947	0	497	416	279	161	175	128	135	156	0	0
Average speed	60.2	#DIV/0!	60.1	60.8	59.5	60.1	59.6	58.9	60.9	61.2	#DIV/0!	#DIV/0!
St. Dev.	10.2	#DIV/0!	10.1	10.0	10.2	10.5	10.9	9.4	11.2	10.0	#DIV/0!	#DIV/0!
85th percentile	70.0	#NUM!	69.5	70.9	68.4	71.8	70.9	67.4	73.0	71.8	#NUM!	#NUM!
Min	32.0	0.0	36.6	33.2	33.2	40.0	32.0	36.6	32.0	42.3	0.0	0.0
Max	103.8	0.0	100.4	95.8	103.8	87.8	95.8	80.9	91.2	94.7	0.0	0.0
Range	71.8	0.0	63.8	62.6	70.6	47.8	63.8	44.4	59.2	52.4	0.0	0.0

Vehicle Speed (0-25 FT Vehicles)	Hour											
	Total	20:00-21:00	21:00-22:00	22:00-23:00	23:00-00:00	00:00-01:00	01:00-02:00	02:00-03:00	03:00-04:00	04:00-05:00	05:00-06:00	06:00-07:00
MPH												
< 10	0.0%	#DIV/0!	0.0%	0.0%	0.0%	0.0%	0.0%	0.0%	0.0%	0.0%	#DIV/0!	#DIV/0!
10-14	0.0%	#DIV/0!	0.0%	0.0%	0.0%	0.0%	0.0%	0.0%	0.0%	0.0%	#DIV/0!	#DIV/0!
15-19	0.0%	#DIV/0!	0.0%	0.0%	0.0%	0.0%	0.0%	0.0%	0.0%	0.0%	#DIV/0!	#DIV/0!
20-24	0.0%	#DIV/0!	0.0%	0.0%	0.0%	0.0%	0.0%	0.0%	0.0%	0.0%	#DIV/0!	#DIV/0!
25-29	0.0%	#DIV/0!	0.0%	0.0%	0.0%	0.0%	0.0%	0.0%	0.0%	0.0%	#DIV/0!	#DIV/0!
30-34	0.1%	#DIV/0!	0.0%	0.0%	0.5%	0.0%	0.0%	0.0%	0.0%	0.0%	#DIV/0!	#DIV/0!
35-39	0.4%	#DIV/0!	1.1%	0.0%	0.0%	1.0%	0.0%	0.0%	0.0%	0.0%	#DIV/0!	#DIV/0!
40-44	1.7%	#DIV/0!	1.6%	2.2%	2.7%	2.0%	0.0%	0.0%	0.0%	2.3%	#DIV/0!	#DIV/0!
45-49	4.5%	#DIV/0!	6.0%	3.0%	4.9%	4.9%	4.8%	4.4%	0.0%	4.5%	#DIV/0!	#DIV/0!
50-54	9.5%	#DIV/0!	10.7%	8.1%	9.2%	11.8%	11.4%	10.3%	4.1%	8.0%	#DIV/0!	#DIV/0!
55-59	14.3%	#DIV/0!	13.2%	11.1%	16.3%	13.7%	23.8%	7.4%	17.8%	15.9%	#DIV/0!	#DIV/0!
60-64	22.1%	#DIV/0!	23.6%	22.2%	21.7%	21.6%	13.3%	30.9%	24.7%	18.2%	#DIV/0!	#DIV/0!
65-69	23.2%	#DIV/0!	25.8%	26.3%	22.3%	17.6%	21.0%	22.1%	16.4%	20.5%	#DIV/0!	#DIV/0!
70-74	10.6%	#DIV/0!	7.7%	13.7%	10.9%	12.7%	8.6%	13.2%	12.3%	9.1%	#DIV/0!	#DIV/0!
>=75	13.7%	#DIV/0!	10.2%	13.3%	11.4%	14.7%	17.1%	11.8%	24.7%	21.6%	#DIV/0!	#DIV/0!
Total # of vehicles	1254	0	364	270	184	102	105	68	73	88	0	0
Average speed	64.0	#DIV/0!	63.0	64.6	63.2	63.5	64.3	64.2	67.4	65.3	#DIV/0!	#DIV/0!
St. Dev.	9.5	#DIV/0!	9.7	8.6	9.9	9.5	10.4	8.0	9.3	10.2	#DIV/0!	#DIV/0!
85th percentile	73.0	#NUM!	70.7	72.9	71.8	72.0	75.7	73.0	77.5	76.4	#NUM!	#NUM!
Min	33.2	0.0	36.6	40.9	33.2	40.0	45.0	45.7	50.2	42.3	0.0	0.0
Max	103.8	0.0	100.4	91.2	103.8	85.5	95.8	80.9	91.2	94.7	0.0	0.0
Range	70.6	0.0	63.8	50.3	70.6	45.5	50.8	35.3	41.0	52.4	0.0	0.0

Vehicle Speed (25-50 FT Vehicles)	Hour											
	Total	20:00-21:00	21:00-22:00	22:00-23:00	23:00-00:00	00:00-01:00	01:00-02:00	02:00-03:00	03:00-04:00	04:00-05:00	05:00-06:00	06:00-07:00
MPH												
< 10	0.0%	#DIV/0!	0.0%	0.0%	0.0%	0.0%	0.0%	0.0%	0.0%	0.0%	#DIV/0!	#DIV/0!
10-14	0.0%	#DIV/0!	0.0%	0.0%	0.0%	0.0%	0.0%	0.0%	0.0%	0.0%	#DIV/0!	#DIV/0!
15-19	0.0%	#DIV/0!	0.0%	0.0%	0.0%	0.0%	0.0%	0.0%	0.0%	0.0%	#DIV/0!	#DIV/0!
20-24	0.0%	#DIV/0!	0.0%	0.0%	0.0%	0.0%	0.0%	0.0%	0.0%	0.0%	#DIV/0!	#DIV/0!
25-29	0.0%	#DIV/0!	0.0%	0.0%	0.0%	0.0%	0.0%	0.0%	0.0%	0.0%	#DIV/0!	#DIV/0!
30-34	0.7%	#DIV/0!	0.0%	0.0%	2.0%	0.0%	2.5%	0.0%	4.3%	0.0%	#DIV/0!	#DIV/0!
35-39	2.0%	#DIV/0!	2.7%	3.2%	4.0%	0.0%	0.0%	0.0%	4.3%	0.0%	#DIV/0!	#DIV/0!
40-44	6.0%	#DIV/0!	4.0%	8.6%	6.0%	13.5%	2.5%	5.9%	0.0%	4.1%	#DIV/0!	#DIV/0!
45-49	18.0%	#DIV/0!	25.3%	16.1%	18.0%	13.5%	22.5%	11.8%	17.4%	14.3%	#DIV/0!	#DIV/0!
50-54	33.2%	#DIV/0!	30.7%	28.0%	40.0%	29.7%	45.0%	50.0%	8.7%	32.7%	#DIV/0!	#DIV/0!
55-59	20.9%	#DIV/0!	25.3%	19.4%	14.0%	21.6%	20.0%	14.7%	39.1%	20.4%	#DIV/0!	#DIV/0!
60-64	12.7%	#DIV/0!	9.3%	17.2%	12.0%	13.5%	2.5%	5.9%	17.4%	20.4%	#DIV/0!	#DIV/0!
65-69	4.2%	#DIV/0!	2.7%	3.2%	4.0%	0.0%	2.5%	11.8%	8.7%	6.1%	#DIV/0!	#DIV/0!
70-74	1.0%	#DIV/0!	0.0%	2.2%	0.0%	2.7%	2.5%	0.0%	0.0%	0.0%	#DIV/0!	#DIV/0!
>=75	1.2%	#DIV/0!	0.0%	2.2%	0.0%	5.4%	0.0%	0.0%	0.0%	2.0%	#DIV/0!	#DIV/0!
Total # of vehicle	401	0	75	93	50	37	40	34	23	49	0	0
Average speed	54.2	#DIV/0!	53.1	54.8	52.7	55.0	53.3	54.3	54.8	56.2	#DIV/0!	#DIV/0!
St. Dev.	7.7	#DIV/0!	6.0	9.1	6.8	9.9	6.6	6.4	8.4	7.0	#DIV/0!	#DIV/0!
85th percentile	61.0	#NUM!	59.3	61.5	59.8	60.5	58.3	61.1	63.5	62.7	#NUM!	#NUM!
Min	32.0	0.0	40.0	40.0	33.2	41.1	32.0	42.3	32.0	43.4	0.0	0.0
Max	95.8	0.0	67.3	95.8	67.3	87.8	71.8	67.3	65.0	83.2	0.0	0.0
Range	63.8	0.0	27.3	55.8	34.1	46.6	39.8	25.0	33.0	39.8	0.0	0.0

Vehicle Speed (50-75 FT Vehicles)	Hour											
	Total	20:00-21:00	21:00-22:00	22:00-23:00	23:00-00:00	00:00-01:00	01:00-02:00	02:00-03:00	03:00-04:00	04:00-05:00	05:00-06:00	06:00-07:00
MPH												
< 10	0.0%	#DIV/0!	0.0%	0.0%	0.0%	0.0%	0.0%	0.0%	0.0%	0.0%	#DIV/0!	#DIV/0!
10-14	0.0%	#DIV/0!	0.0%	0.0%	0.0%	0.0%	0.0%	0.0%	0.0%	0.0%	#DIV/0!	#DIV/0!
15-19	0.0%	#DIV/0!	0.0%	0.0%	0.0%	0.0%	0.0%	0.0%	0.0%	0.0%	#DIV/0!	#DIV/0!
20-24	0.0%	#DIV/0!	0.0%	0.0%	0.0%	0.0%	0.0%	0.0%	0.0%	0.0%	#DIV/0!	#DIV/0!
25-29	0.0%	#DIV/0!	0.0%	0.0%	0.0%	0.0%	0.0%	0.0%	0.0%	0.0%	#DIV/0!	#DIV/0!
30-34	1.2%	#DIV/0!	0.0%	2.3%	2.6%	0.0%	0.0%	0.0%	3.1%	0.0%	#DIV/0!	#DIV/0!
35-39	4.9%	#DIV/0!	7.7%	2.3%	5.3%	0.0%	12.0%	4.3%	3.1%	0.0%	#DIV/0!	#DIV/0!
40-44	10.2%	#DIV/0!	15.4%	9.1%	2.6%	20.0%	8.0%	17.4%	3.1%	9.1%	#DIV/0!	#DIV/0!
45-49	22.9%	#DIV/0!	21.2%	22.7%	26.3%	30.0%	24.0%	34.8%	15.6%	0.0%	#DIV/0!	#DIV/0!
50-54	35.5%	#DIV/0!	40.4%	34.1%	28.9%	15.0%	40.0%	34.8%	43.8%	45.5%	#DIV/0!	#DIV/0!
55-59	13.5%	#DIV/0!	5.8%	15.9%	31.6%	15.0%	8.0%	0.0%	12.5%	18.2%	#DIV/0!	#DIV/0!
60-64	7.3%	#DIV/0!	5.8%	9.1%	2.6%	5.0%	8.0%	4.3%	12.5%	18.2%	#DIV/0!	#DIV/0!
65-69	3.3%	#DIV/0!	3.8%	2.3%	0.0%	10.0%	0.0%	4.3%	3.1%	9.1%	#DIV/0!	#DIV/0!
70-74	0.8%	#DIV/0!	0.0%	2.3%	0.0%	0.0%	0.0%	0.0%	3.1%	0.0%	#DIV/0!	#DIV/0!
>=75	0.4%	#DIV/0!	0.0%	0.0%	0.0%	5.0%	0.0%	0.0%	0.0%	0.0%	#DIV/0!	#DIV/0!
Total # of vehicle	245	0	52	44	38	20	25	23	32	11	0	0
Average speed	51.5	#DIV/0!	50.4	51.9	51.6	52.8	50.2	49.5	53.0	55.4	#DIV/0!	#DIV/0!
St. Dev.	7.3	#DIV/0!	6.9	7.5	6.4	9.6	6.6	6.6	8.2	6.5	#DIV/0!	#DIV/0!
85th percentile	58.2	#NUM!	55.6	59.3	57.6	62.1	55.7	54.4	61.2	62.2	#NUM!	#NUM!
Min	32.0	0.0	36.6	33.2	33.2	41.1	35.4	36.6	32.0	42.3	0.0	0.0
Max	77.5	0.0	69.5	71.8	60.5	77.5	62.7	66.1	73.0	65.0	0.0	0.0
Range	45.5	0.0	32.9	38.6	27.3	36.4	27.3	29.6	41.0	22.8	0.0	0.0

Vehicle Speed (+75 FT Vehicles)	Hour											
	Total	20:00-21:00	21:00-22:00	22:00-23:00	23:00-00:00	00:00-01:00	01:00-02:00	02:00-03:00	03:00-04:00	04:00-05:00	05:00-06:00	06:00-07:00
MPH												
< 10	0.0%	#DIV/0!	0.0%	0.0%	0.0%	0.0%	0.0%	0.0%	0.0%	0.0%	#DIV/0!	#DIV/0!
10-14	0.0%	#DIV/0!	0.0%	0.0%	0.0%	0.0%	0.0%	0.0%	0.0%	0.0%	#DIV/0!	#DIV/0!
15-19	0.0%	#DIV/0!	0.0%	0.0%	0.0%	0.0%	0.0%	0.0%	0.0%	0.0%	#DIV/0!	#DIV/0!
20-24	0.0%	#DIV/0!	0.0%	0.0%	0.0%	0.0%	0.0%	0.0%	0.0%	0.0%	#DIV/0!	#DIV/0!
25-29	0.0%	#DIV/0!	0.0%	0.0%	0.0%	0.0%	0.0%	0.0%	0.0%	0.0%	#DIV/0!	#DIV/0!
30-34	0.0%	#DIV/0!	0.0%	0.0%	0.0%	0.0%	0.0%	0.0%	0.0%	0.0%	#DIV/0!	#DIV/0!
35-39	0.0%	#DIV/0!	0.0%	0.0%	0.0%	0.0%	0.0%	0.0%	0.0%	0.0%	#DIV/0!	#DIV/0!
40-44	4.3%	#DIV/0!	0.0%	11.1%	0.0%	0.0%	0.0%	0.0%	14.3%	0.0%	#DIV/0!	#DIV/0!
45-49	10.6%	#DIV/0!	0.0%	11.1%	0.0%	0.0%	20.0%	0.0%	28.6%	12.5%	#DIV/0!	#DIV/0!
50-54	31.9%	#DIV/0!	16.7%	22.2%	57.1%	50.0%	40.0%	0.0%	42.9%	25.0%	#DIV/0!	#DIV/0!
55-59	25.5%	#DIV/0!	50.0%	22.2%	14.3%	0.0%	0.0%	66.7%	14.3%	37.5%	#DIV/0!	#DIV/0!
60-64	12.8%	#DIV/0!	0.0%	22.2%	28.6%	50.0%	0.0%	0.0%	0.0%	12.5%	#DIV/0!	#DIV/0!
65-69	10.6%	#DIV/0!	33.3%	11.1%	0.0%	0.0%	0.0%	33.3%	0.0%	12.5%	#DIV/0!	#DIV/0!
70-74	2.1%	#DIV/0!	0.0%	0.0%	0.0%	0.0%	20.0%	0.0%	0.0%	0.0%	#DIV/0!	#DIV/0!
>=75	2.1%	#DIV/0!	0.0%	0.0%	0.0%	0.0%	20.0%	0.0%	0.0%	0.0%	#DIV/0!	#DIV/0!
Total # of vehicle	47	0	6	9	7	2	5	3	7	8	0	0
Average speed	56.3	#DIV/0!	59.9	56.3	56.1	57.6	57.3	62.4	49.9	56.3	#DIV/0!	#DIV/0!
St. Dev.	6.9	#DIV/0!	6.0	7.5	4.1	4.0	11.4	5.3	4.5	7.0	#DIV/0!	#DIV/0!
85th percentile	63.1	#NUM!	66.1	63.7	60.7	59.6	65.4	65.7	54.2	60.3	#NUM!	#NUM!
Min	42.3	0.0	54.8	44.5	51.4	54.8	49.1	59.3	42.3	45.7	0.0	0.0
Max	74.1	0.0	69.6	67.2	62.7	60.5	74.1	68.4	55.8	69.6	0.0	0.0
Range	31.9	0.0	14.8	22.7	11.4	5.7	25.0	9.1	13.5	23.9	0.0	0.0

Day 6 Beginning of Taper

Vehicle Speed (all vehicles)	Hour											
	Total	20:00-21:00	21:00-22:00	22:00-23:00	23:00-00:00	00:00-01:00	01:00-02:00	02:00-03:00	03:00-04:00	04:00-05:00	05:00-06:00	06:00-07:00
MPH												
< 10	0.0%	#DIV/0!	0.0%	0.0%	0.0%	0.0%	0.0%	0.0%	0.0%	0.0%	#DIV/0!	#DIV/0!
10-14	0.0%	#DIV/0!	0.0%	0.0%	0.0%	0.0%	0.0%	0.0%	0.0%	0.0%	#DIV/0!	#DIV/0!
15-19	0.0%	#DIV/0!	0.0%	0.0%	0.0%	0.0%	0.0%	0.0%	0.0%	0.0%	#DIV/0!	#DIV/0!
20-24	0.2%	#DIV/0!	0.3%	0.3%	0.0%	0.0%	0.7%	0.0%	0.0%	0.0%	#DIV/0!	#DIV/0!
25-29	0.7%	#DIV/0!	0.6%	1.6%	0.0%	0.0%	2.2%	0.0%	0.0%	0.0%	#DIV/0!	#DIV/0!
30-34	1.7%	#DIV/0!	3.2%	2.2%	0.5%	1.5%	0.0%	1.6%	1.9%	0.0%	#DIV/0!	#DIV/0!
35-39	5.3%	#DIV/0!	6.4%	8.5%	4.1%	6.1%	3.7%	3.3%	1.9%	1.6%	#DIV/0!	#DIV/0!
40-44	14.3%	#DIV/0!	16.4%	16.4%	13.6%	12.9%	14.2%	17.2%	12.0%	5.5%	#DIV/0!	#DIV/0!
45-49	16.7%	#DIV/0!	17.8%	18.6%	18.1%	18.2%	12.7%	15.6%	10.2%	15.6%	#DIV/0!	#DIV/0!
50-54	16.6%	#DIV/0!	15.2%	13.9%	19.5%	15.9%	15.7%	16.4%	26.9%	15.6%	#DIV/0!	#DIV/0!
55-59	16.1%	#DIV/0!	17.0%	11.7%	14.5%	18.9%	18.7%	13.1%	19.4%	21.9%	#DIV/0!	#DIV/0!
60-64	11.8%	#DIV/0!	9.1%	11.0%	12.7%	11.4%	11.2%	14.8%	15.7%	14.8%	#DIV/0!	#DIV/0!
65-69	9.8%	#DIV/0!	8.8%	8.2%	12.2%	8.3%	11.2%	9.8%	5.6%	15.6%	#DIV/0!	#DIV/0!
70-74	2.5%	#DIV/0!	1.2%	4.4%	2.3%	1.5%	4.5%	1.6%	1.9%	2.3%	#DIV/0!	#DIV/0!
>=75	4.4%	#DIV/0!	4.1%	3.2%	2.7%	5.3%	5.2%	6.6%	4.6%	7.0%	#DIV/0!	#DIV/0!
Total # of vehicles	1504	0	342	317	221	132	134	122	108	128	0	0
Average speed	53.9	#DIV/0!	52.5	52.0	54.3	54.1	55.1	54.5	55.5	58.2	#DIV/0!	#DIV/0!
St. Dev.	11.0	#DIV/0!	11.2	11.4	9.6	11.0	11.9	10.9	10.5	10.1	#DIV/0!	#DIV/0!
85th percentile	65.1	#NUM!	62.7	63.9	65.1	63.9	67.4	65.1	62.7	67.4	#NUM!	#NUM!
Min	22.2	0.0	23.4	22.2	32.9	32.9	24.6	32.9	31.7	36.5	0.0	0.0
Max	97.2	0.0	93.0	85.3	86.5	88.9	87.7	87.7	91.2	97.2	0.0	0.0
Range	75.0	0.0	69.6	63.1	53.6	56.0	63.1	54.8	59.5	60.7	0.0	0.0

Vehicle Speed (0-25 FT Vehicles)	Hour											
	Total	20:00-21:00	21:00-22:00	22:00-23:00	23:00-00:00	00:00-01:00	01:00-02:00	02:00-03:00	03:00-04:00	04:00-05:00	05:00-06:00	06:00-07:00
MPH												
< 10	0.0%	#DIV/0!	0.0%	0.0%	0.0%	0.0%	0.0%	0.0%	0.0%	0.0%	#DIV/0!	#DIV/0!
10-14	0.0%	#DIV/0!	0.0%	0.0%	0.0%	0.0%	0.0%	0.0%	0.0%	0.0%	#DIV/0!	#DIV/0!
15-19	0.0%	#DIV/0!	0.0%	0.0%	0.0%	0.0%	0.0%	0.0%	0.0%	0.0%	#DIV/0!	#DIV/0!
20-24	0.1%	#DIV/0!	0.5%	0.0%	0.0%	0.0%	0.0%	0.0%	0.0%	0.0%	#DIV/0!	#DIV/0!
25-29	0.5%	#DIV/0!	0.5%	1.0%	0.0%	0.0%	1.5%	0.0%	0.0%	0.0%	#DIV/0!	#DIV/0!
30-34	0.8%	#DIV/0!	1.4%	2.1%	0.0%	0.0%	0.0%	0.0%	0.0%	0.0%	#DIV/0!	#DIV/0!
35-39	2.8%	#DIV/0!	3.3%	6.8%	0.8%	1.3%	3.0%	0.0%	0.0%	0.0%	#DIV/0!	#DIV/0!
40-44	9.4%	#DIV/0!	12.7%	8.9%	8.8%	9.2%	10.6%	8.1%	3.9%	6.1%	#DIV/0!	#DIV/0!
45-49	12.5%	#DIV/0!	17.5%	15.1%	10.4%	15.8%	1.5%	14.5%	5.9%	3.0%	#DIV/0!	#DIV/0!
50-54	12.5%	#DIV/0!	13.2%	13.0%	14.4%	9.2%	10.6%	11.3%	19.6%	6.1%	#DIV/0!	#DIV/0!
55-59	19.1%	#DIV/0!	20.3%	14.1%	18.4%	22.4%	22.7%	16.1%	23.5%	22.7%	#DIV/0!	#DIV/0!
60-64	18.2%	#DIV/0!	13.7%	17.2%	20.0%	19.7%	15.2%	24.2%	23.5%	24.2%	#DIV/0!	#DIV/0!
65-69	14.8%	#DIV/0!	11.3%	12.0%	18.4%	13.2%	19.7%	16.1%	11.8%	25.8%	#DIV/0!	#DIV/0!
70-74	3.8%	#DIV/0!	1.4%	6.8%	4.0%	2.6%	6.1%	1.6%	3.9%	3.0%	#DIV/0!	#DIV/0!
>=75	5.5%	#DIV/0!	4.2%	3.1%	4.8%	6.6%	9.1%	8.1%	7.8%	9.1%	#DIV/0!	#DIV/0!
Total # of vehicles	850	0	212	192	125	76	66	62	51	66	0	0
Average speed	57.3	#DIV/0!	55.0	55.2	58.4	57.8	60.2	58.8	60.5	61.9	#DIV/0!	#DIV/0!
St. Dev.	10.8	#DIV/0!	10.8	11.3	9.4	10.2	12.0	9.9	9.8	9.1	#DIV/0!	#DIV/0!
85th percentile	67.4	#NUM!	65.1	66.2	68.3	66.2	70.1	66.2	67.4	68.9	#NUM!	#NUM!
Min	23.4	0.0	23.4	25.8	38.9	38.9	29.3	41.2	40.0	40.0	0.0	0.0
Max	93.0	0.0	93.0	85.3	86.5	88.9	87.7	87.7	91.2	84.1	0.0	0.0
Range	69.6	0.0	69.6	59.5	47.6	50.0	58.3	46.4	51.2	44.1	0.0	0.0

Vehicle Speed (25-50 FT Vehicles)	Hour											
	Total	20:00-21:00	21:00-22:00	22:00-23:00	23:00-00:00	00:00-01:00	01:00-02:00	02:00-03:00	03:00-04:00	04:00-05:00	05:00-06:00	06:00-07:00
MPH												
< 10	0.0%	#DIV/0!	0.0%	0.0%	0.0%	0.0%	0.0%	0.0%	0.0%	0.0%	#DIV/0!	#DIV/0!
10-14	0.0%	#DIV/0!	0.0%	0.0%	0.0%	0.0%	0.0%	0.0%	0.0%	0.0%	#DIV/0!	#DIV/0!
15-19	0.0%	#DIV/0!	0.0%	0.0%	0.0%	0.0%	0.0%	0.0%	0.0%	0.0%	#DIV/0!	#DIV/0!
20-24	0.0%	#DIV/0!	0.0%	0.0%	0.0%	0.0%	0.0%	0.0%	0.0%	0.0%	#DIV/0!	#DIV/0!
25-29	0.8%	#DIV/0!	0.0%	1.5%	0.0%	0.0%	5.0%	0.0%	0.0%	0.0%	#DIV/0!	#DIV/0!
30-34	1.6%	#DIV/0!	3.8%	1.5%	0.0%	3.6%	0.0%	0.0%	4.3%	0.0%	#DIV/0!	#DIV/0!
35-39	6.3%	#DIV/0!	11.4%	6.0%	5.3%	10.7%	0.0%	6.9%	4.3%	2.3%	#DIV/0!	#DIV/0!
40-44	22.1%	#DIV/0!	22.8%	31.3%	26.3%	10.7%	20.0%	31.0%	17.4%	6.8%	#DIV/0!	#DIV/0!
45-49	24.5%	#DIV/0!	20.3%	29.9%	24.6%	17.9%	30.0%	20.7%	8.7%	34.1%	#DIV/0!	#DIV/0!
50-54	23.2%	#DIV/0!	21.5%	17.9%	28.1%	35.7%	15.0%	24.1%	34.8%	20.5%	#DIV/0!	#DIV/0!
55-59	12.5%	#DIV/0!	10.1%	3.0%	10.5%	14.3%	17.5%	6.9%	26.1%	25.0%	#DIV/0!	#DIV/0!
60-64	2.7%	#DIV/0!	1.3%	3.0%	1.8%	0.0%	7.5%	0.0%	4.3%	4.5%	#DIV/0!	#DIV/0!
65-69	3.5%	#DIV/0!	5.1%	3.0%	3.5%	3.6%	5.0%	3.4%	0.0%	2.3%	#DIV/0!	#DIV/0!
70-74	0.5%	#DIV/0!	1.3%	0.0%	0.0%	0.0%	0.0%	3.4%	0.0%	0.0%	#DIV/0!	#DIV/0!
>=75	2.2%	#DIV/0!	2.5%	3.0%	0.0%	3.6%	0.0%	3.4%	0.0%	4.5%	#DIV/0!	#DIV/0!
Total # of vehicle	367	0	79	67	57	28	40	29	23	44	0	0
Average speed	49.8	#DIV/0!	48.9	48.1	49.3	50.5	50.0	48.9	50.6	53.9	#DIV/0!	#DIV/0!
St. Dev.	9.0	#DIV/0!	10.0	8.7	6.8	10.5	8.7	8.3	7.2	9.9	#DIV/0!	#DIV/0!
85th percentile	57.0	#NUM!	57.9	54.3	55.8	56.7	57.9	54.3	57.5	57.9	#NUM!	#NUM!
Min	25.8	0.0	31.7	29.3	36.5	32.9	25.8	37.7	34.1	36.5	0.0	0.0
Max	97.2	0.0	81.7	78.1	69.8	86.5	67.4	74.6	62.7	97.2	0.0	0.0
Range	71.4	0.0	50.0	48.8	33.3	53.6	41.7	36.9	28.6	60.7	0.0	0.0

Vehicle Speed (50-75 FT Vehicles)	Hour											
	Total	20:00-21:00	21:00-22:00	22:00-23:00	23:00-00:00	00:00-01:00	01:00-02:00	02:00-03:00	03:00-04:00	04:00-05:00	05:00-06:00	06:00-07:00
MPH												
< 10	0.0%	#DIV/0!	0.0%	0.0%	0.0%	0.0%	0.0%	0.0%	0.0%	0.0%	#DIV/0!	#DIV/0!
10-14	0.0%	#DIV/0!	0.0%	0.0%	0.0%	0.0%	0.0%	0.0%	0.0%	0.0%	#DIV/0!	#DIV/0!
15-19	0.0%	#DIV/0!	0.0%	0.0%	0.0%	0.0%	0.0%	0.0%	0.0%	0.0%	#DIV/0!	#DIV/0!
20-24	0.9%	#DIV/0!	0.0%	2.3%	0.0%	0.0%	5.3%	0.0%	0.0%	0.0%	#DIV/0!	#DIV/0!
25-29	0.9%	#DIV/0!	0.0%	4.5%	0.0%	0.0%	0.0%	0.0%	0.0%	0.0%	#DIV/0!	#DIV/0!
30-34	5.1%	#DIV/0!	10.8%	4.5%	3.3%	4.3%	0.0%	8.3%	4.0%	0.0%	#DIV/0!	#DIV/0!
35-39	13.6%	#DIV/0!	16.2%	18.2%	16.7%	17.4%	15.8%	8.3%	4.0%	0.0%	#DIV/0!	#DIV/0!
40-44	22.4%	#DIV/0!	29.7%	27.3%	10.0%	26.1%	15.8%	29.2%	24.0%	0.0%	#DIV/0!	#DIV/0!
45-49	18.7%	#DIV/0!	18.9%	15.9%	33.3%	21.7%	15.8%	8.3%	16.0%	16.7%	#DIV/0!	#DIV/0!
50-54	22.9%	#DIV/0!	13.5%	11.4%	30.0%	17.4%	31.6%	25.0%	36.0%	41.7%	#DIV/0!	#DIV/0!
55-59	9.8%	#DIV/0!	5.4%	11.4%	6.7%	13.0%	10.5%	8.3%	12.0%	16.7%	#DIV/0!	#DIV/0!
60-64	2.3%	#DIV/0!	2.7%	0.0%	0.0%	0.0%	0.0%	8.3%	4.0%	8.3%	#DIV/0!	#DIV/0!
65-69	0.5%	#DIV/0!	2.7%	0.0%	0.0%	0.0%	0.0%	0.0%	0.0%	0.0%	#DIV/0!	#DIV/0!
70-74	1.4%	#DIV/0!	0.0%	2.3%	0.0%	0.0%	5.3%	0.0%	0.0%	8.3%	#DIV/0!	#DIV/0!
>=75	1.4%	#DIV/0!	0.0%	2.3%	0.0%	0.0%	0.0%	4.2%	0.0%	8.3%	#DIV/0!	#DIV/0!
Total # of vehicle	214	0	37	44	30	23	19	24	25	12	0	0
Average speed	46.8	#DIV/0!	44.6	44.4	47.0	46.2	47.1	48.4	49.0	55.4	#DIV/0!	#DIV/0!
St. Dev.	8.9	#DIV/0!	8.3	9.9	6.1	7.1	10.2	10.9	7.2	8.0	#DIV/0!	#DIV/0!
85th percentile	54.3	#NUM!	52.7	52.8	52.0	54.0	54.2	56.8	55.8	61.5	#NUM!	#NUM!
Min	22.2	0.0	30.5	22.2	32.9	34.1	24.6	32.9	31.7	47.2	0.0	0.0
Max	82.9	0.0	67.4	74.6	56.7	56.7	71.0	82.9	60.3	74.6	0.0	0.0
Range	60.7	0.0	36.9	52.4	23.8	22.6	46.4	50.0	28.6	27.4	0.0	0.0

Vehicle Speed (+75 FT Vehicles)	Hour											
	Total	20:00-21:00	21:00-22:00	22:00-23:00	23:00-00:00	00:00-01:00	01:00-02:00	02:00-03:00	03:00-04:00	04:00-05:00	05:00-06:00	06:00-07:00
MPH												
< 10	0.0%	#DIV/0!	0.0%	0.0%	0.0%	0.0%	0.0%	0.0%	0.0%	0.0%	#DIV/0!	#DIV/0!
10-14	0.0%	#DIV/0!	0.0%	0.0%	0.0%	0.0%	0.0%	0.0%	0.0%	0.0%	#DIV/0!	#DIV/0!
15-19	0.0%	#DIV/0!	0.0%	0.0%	0.0%	0.0%	0.0%	0.0%	0.0%	0.0%	#DIV/0!	#DIV/0!
20-24	0.0%	#DIV/0!	0.0%	0.0%	0.0%	0.0%	0.0%	0.0%	0.0%	0.0%	#DIV/0!	#DIV/0!
25-29	1.4%	#DIV/0!	7.1%	0.0%	0.0%	0.0%	0.0%	0.0%	0.0%	0.0%	#DIV/0!	#DIV/0!
30-34	1.4%	#DIV/0!	7.1%	0.0%	0.0%	0.0%	0.0%	0.0%	0.0%	0.0%	#DIV/0!	#DIV/0!
35-39	4.1%	#DIV/0!	0.0%	14.3%	0.0%	0.0%	0.0%	0.0%	0.0%	16.7%	#DIV/0!	#DIV/0!
40-44	8.2%	#DIV/0!	0.0%	14.3%	11.1%	20.0%	11.1%	0.0%	11.1%	0.0%	#DIV/0!	#DIV/0!
45-49	20.5%	#DIV/0!	7.1%	21.4%	33.3%	40.0%	11.1%	28.6%	22.2%	16.7%	#DIV/0!	#DIV/0!
50-54	13.7%	#DIV/0!	14.3%	14.3%	0.0%	0.0%	22.2%	0.0%	22.2%	33.3%	#DIV/0!	#DIV/0!
55-59	17.8%	#DIV/0!	35.7%	21.4%	11.1%	20.0%	11.1%	28.6%	0.0%	0.0%	#DIV/0!	#DIV/0!
60-64	11.0%	#DIV/0!	0.0%	0.0%	22.2%	0.0%	22.2%	14.3%	33.3%	0.0%	#DIV/0!	#DIV/0!
65-69	9.6%	#DIV/0!	7.1%	7.1%	22.2%	0.0%	0.0%	14.3%	0.0%	33.3%	#DIV/0!	#DIV/0!
70-74	1.4%	#DIV/0!	0.0%	0.0%	0.0%	0.0%	11.1%	0.0%	0.0%	0.0%	#DIV/0!	#DIV/0!
>=75	11.0%	#DIV/0!	21.4%	7.1%	0.0%	20.0%	11.1%	14.3%	11.1%	0.0%	#DIV/0!	#DIV/0!
Total # of vehicle	73	0	14	14	9	5	9	7	9	6	0	0
Average speed	55.8	#DIV/0!	57.3	51.4	55.7	55.8	56.7	59.3	58.0	54.1	#DIV/0!	#DIV/0!
St. Dev.	12.2	#DIV/0!	14.7	11.7	9.6	17.1	10.1	10.9	13.9	10.9	#DIV/0!	#DIV/0!
85th percentile	66.7	#NUM!	75.8	59.5	64.8	67.4	63.7	67.3	61.2	66.2	#NUM!	#NUM!
Min	28.1	0.0	28.1	37.7	43.6	43.6	42.4	46.0	42.4	37.7	0.0	0.0
Max	91.2	0.0	78.1	78.1	68.6	85.3	74.6	77.0	91.2	66.2	0.0	0.0
Range	63.1	0.0	50.0	40.5	25.0	41.7	32.1	31.0	48.8	28.6	0.0	0.0

Day 6 End of Taper

		Hour										
Vehicle Speed (all vehicles)	Total	20:00-21:00	21:00-22:00	22:00-23:00	23:00-00:00	00:00-01:00	01:00-02:00	02:00-03:00	03:00-04:00	04:00-05:00	05:00-06:00	06:00-07:00
		MPH										
< 10	0.0%	#DIV/0!	0.0%	0.0%	0.0%	0.0%	0.0%	0.0%	0.0%	0.0%	#DIV/0!	#DIV/0!
10-14	0.0%	#DIV/0!	0.0%	0.0%	0.0%	0.0%	0.0%	0.0%	0.0%	0.0%	#DIV/0!	#DIV/0!
15-19	0.2%	#DIV/0!	0.8%	0.0%	0.0%	0.0%	0.0%	0.0%	0.0%	0.0%	#DIV/0!	#DIV/0!
20-24	0.3%	#DIV/0!	0.3%	1.0%	0.0%	0.0%	0.0%	0.0%	0.0%	0.0%	#DIV/0!	#DIV/0!
25-29	3.0%	#DIV/0!	4.5%	7.3%	0.9%	0.0%	3.0%	0.0%	0.0%	0.0%	#DIV/0!	#DIV/0!
30-34	7.0%	#DIV/0!	11.3%	10.9%	5.0%	5.8%	4.5%	2.5%	1.9%	0.8%	#DIV/0!	#DIV/0!
35-39	11.6%	#DIV/0!	15.3%	15.9%	9.6%	8.6%	9.1%	8.5%	7.5%	6.7%	#DIV/0!	#DIV/0!
40-44	19.8%	#DIV/0!	22.1%	23.8%	19.2%	17.3%	15.2%	27.1%	11.3%	12.5%	#DIV/0!	#DIV/0!
45-49	16.4%	#DIV/0!	15.9%	14.9%	21.0%	22.3%	15.2%	15.3%	15.1%	10.0%	#DIV/0!	#DIV/0!
50-54	15.6%	#DIV/0!	13.3%	15.2%	17.4%	15.8%	15.2%	13.6%	20.8%	18.3%	#DIV/0!	#DIV/0!
55-59	12.8%	#DIV/0!	9.3%	6.6%	12.3%	14.4%	17.4%	22.0%	14.2%	22.5%	#DIV/0!	#DIV/0!
60-64	7.2%	#DIV/0!	4.5%	3.3%	8.7%	7.2%	6.8%	7.6%	17.9%	12.5%	#DIV/0!	#DIV/0!
65-69	3.3%	#DIV/0!	1.7%	1.0%	2.3%	3.6%	7.6%	2.5%	7.5%	7.5%	#DIV/0!	#DIV/0!
70-74	1.7%	#DIV/0!	0.8%	0.0%	1.8%	5.0%	3.0%	0.8%	2.8%	2.5%	#DIV/0!	#DIV/0!
>=75	1.1%	#DIV/0!	0.0%	0.0%	1.8%	0.0%	3.0%	0.0%	0.9%	6.7%	#DIV/0!	#DIV/0!
Total # of vehicles	1489	0	353	302	219	139	132	118	106	120	0	0
Average speed	48.2	#DIV/0!	44.8	43.7	49.4	50.1	51.4	49.7	53.3	55.4	#DIV/0!	#DIV/0!
St. Dev.	10.6	#DIV/0!	9.8	9.2	10.0	9.8	12.0	8.4	9.7	10.7	#DIV/0!	#DIV/0!
85th percentile	59.7	#NUM!	55.2	52.9	59.7	60.9	64.3	58.6	63.2	65.6	#NUM!	#NUM!
Min	16.2	0.0	16.2	22.0	28.8	31.1	26.5	33.4	32.3	34.6	0.0	0.0
Max	90.7	0.0	73.5	65.5	83.8	73.5	90.7	72.3	75.8	88.4	0.0	0.0
Range	74.4	0.0	57.2	43.5	55.0	42.4	64.1	38.9	43.5	53.8	0.0	0.0

		Hour										
Vehicle Speed (0-25 FT Vehicles)	Total	20:00-21:00	21:00-22:00	22:00-23:00	23:00-00:00	00:00-01:00	01:00-02:00	02:00-03:00	03:00-04:00	04:00-05:00	05:00-06:00	06:00-07:00
		MPH										
< 10	0.0%	#DIV/0!	0.0%	0.0%	0.0%	0.0%	0.0%	0.0%	0.0%	0.0%	#DIV/0!	#DIV/0!
10-14	0.0%	#DIV/0!	0.0%	0.0%	0.0%	0.0%	0.0%	0.0%	0.0%	0.0%	#DIV/0!	#DIV/0!
15-19	0.2%	#DIV/0!	0.8%	0.0%	0.0%	0.0%	0.0%	0.0%	0.0%	0.0%	#DIV/0!	#DIV/0!
20-24	0.2%	#DIV/0!	0.4%	0.5%	0.0%	0.0%	0.0%	0.0%	0.0%	0.0%	#DIV/0!	#DIV/0!
25-29	2.2%	#DIV/0!	3.6%	5.1%	0.7%	0.0%	1.3%	0.0%	0.0%	0.0%	#DIV/0!	#DIV/0!
30-34	5.2%	#DIV/0!	10.1%	7.6%	2.1%	2.2%	3.9%	0.0%	1.8%	0.0%	#DIV/0!	#DIV/0!
35-39	8.2%	#DIV/0!	11.3%	12.6%	5.7%	6.7%	6.6%	1.6%	1.8%	4.4%	#DIV/0!	#DIV/0!
40-44	18.3%	#DIV/0!	21.1%	25.8%	17.1%	15.6%	13.2%	20.3%	5.4%	7.4%	#DIV/0!	#DIV/0!
45-49	15.4%	#DIV/0!	17.4%	14.6%	17.1%	18.9%	10.5%	18.8%	12.5%	7.4%	#DIV/0!	#DIV/0!
50-54	17.5%	#DIV/0!	15.8%	18.7%	22.1%	17.8%	14.5%	14.1%	17.9%	16.2%	#DIV/0!	#DIV/0!
55-59	15.5%	#DIV/0!	11.7%	9.1%	13.6%	17.8%	19.7%	31.3%	17.9%	27.9%	#DIV/0!	#DIV/0!
60-64	9.2%	#DIV/0!	4.9%	4.5%	13.6%	10.0%	7.9%	12.5%	25.0%	13.2%	#DIV/0!	#DIV/0!
65-69	4.5%	#DIV/0!	2.4%	1.5%	2.9%	5.6%	13.2%	0.0%	12.5%	10.3%	#DIV/0!	#DIV/0!
70-74	2.0%	#DIV/0!	0.4%	0.0%	2.1%	5.6%	5.3%	1.6%	5.4%	2.9%	#DIV/0!	#DIV/0!
>=75	1.5%	#DIV/0!	0.0%	0.0%	2.9%	0.0%	3.9%	0.0%	0.0%	10.3%	#DIV/0!	#DIV/0!
Total # of vehicles	939	0	247	198	140	90	76	64	56	68	0	0
Average speed	50.2	#DIV/0!	46.0	45.7	52.0	52.4	54.6	52.5	57.0	58.4	#DIV/0!	#DIV/0!
St. Dev.	10.6	#DIV/0!	9.7	9.0	10.0	9.5	12.4	7.1	8.8	10.5	#DIV/0!	#DIV/0!
85th percentile	60.9	#NUM!	56.3	54.5	63.2	62.0	66.6	59.7	65.5	67.7	#NUM!	#NUM!
Min	16.2	0.0	16.2	23.1	30.0	32.3	28.8	36.8	32.3	38.0	0.0	0.0
Max	90.7	0.0	73.5	65.5	83.8	73.5	90.7	72.3	72.3	88.4	0.0	0.0
Range	74.4	0.0	57.2	42.4	53.8	41.2	61.8	35.5	40.1	50.4	0.0	0.0



Vehicle Speed (25-50 FT Vehicles)	Hour											
	Total	20:00-21:00	21:00-22:00	22:00-23:00	23:00-00:00	00:00-01:00	01:00-02:00	02:00-03:00	03:00-04:00	04:00-05:00	05:00-06:00	06:00-07:00
MPH												
< 10	0.0%	#DIV/0!	0.0%	0.0%	0.0%	0.0%	0.0%	0.0%	0.0%	0.0%	#DIV/0!	#DIV/0!
10-14	0.0%	#DIV/0!	0.0%	0.0%	0.0%	0.0%	0.0%	0.0%	0.0%	0.0%	#DIV/0!	#DIV/0!
15-19	0.3%	#DIV/0!	1.4%	0.0%	0.0%	0.0%	0.0%	0.0%	0.0%	0.0%	#DIV/0!	#DIV/0!
20-24	0.6%	#DIV/0!	0.0%	3.0%	0.0%	0.0%	0.0%	0.0%	0.0%	0.0%	#DIV/0!	#DIV/0!
25-29	3.2%	#DIV/0!	7.1%	6.0%	0.0%	0.0%	5.9%	0.0%	0.0%	0.0%	#DIV/0!	#DIV/0!
30-34	8.7%	#DIV/0!	11.4%	14.9%	8.3%	12.1%	2.9%	6.3%	0.0%	2.7%	#DIV/0!	#DIV/0!
35-39	17.6%	#DIV/0!	25.7%	22.4%	14.6%	12.1%	2.9%	21.9%	20.0%	10.8%	#DIV/0!	#DIV/0!
40-44	21.7%	#DIV/0!	24.3%	22.4%	22.9%	12.1%	20.6%	40.6%	12.0%	13.5%	#DIV/0!	#DIV/0!
45-49	20.8%	#DIV/0!	12.9%	16.4%	35.4%	30.3%	26.5%	12.5%	28.0%	13.5%	#DIV/0!	#DIV/0!
50-54	12.7%	#DIV/0!	10.0%	10.4%	8.3%	18.2%	14.7%	6.3%	20.0%	21.6%	#DIV/0!	#DIV/0!
55-59	7.5%	#DIV/0!	4.3%	3.0%	8.3%	6.1%	17.6%	6.3%	8.0%	13.5%	#DIV/0!	#DIV/0!
60-64	3.8%	#DIV/0!	1.4%	1.5%	0.0%	3.0%	5.9%	3.1%	8.0%	13.5%	#DIV/0!	#DIV/0!
65-69	0.9%	#DIV/0!	0.0%	0.0%	0.0%	0.0%	0.0%	3.1%	0.0%	5.4%	#DIV/0!	#DIV/0!
70-74	1.4%	#DIV/0!	1.4%	0.0%	2.1%	6.1%	0.0%	0.0%	0.0%	2.7%	#DIV/0!	#DIV/0!
>=75	0.9%	#DIV/0!	0.0%	0.0%	0.0%	0.0%	2.9%	0.0%	4.0%	2.7%	#DIV/0!	#DIV/0!
Total # of vehicle	346	0	70	67	48	33	34	32	25	37	0	0
Average speed	45.2	#DIV/0!	41.6	41.0	45.6	47.2	48.8	44.6	48.3	52.4	#DIV/0!	#DIV/0!
St. Dev.	9.7	#DIV/0!	9.2	8.4	7.5	9.5	10.5	8.1	9.3	10.2	#DIV/0!	#DIV/0!
85th percentile	54.0	#NUM!	51.3	49.6	52.8	52.4	56.4	51.8	55.6	62.3	#NUM!	#NUM!
Min	18.5	0.0	18.5	22.0	31.1	31.1	26.5	33.4	35.7	34.6	0.0	0.0
Max	83.8	0.0	70.1	63.2	70.1	73.5	83.8	66.6	75.8	78.1	0.0	0.0
Range	65.3	0.0	51.5	41.2	38.9	42.4	57.2	33.2	40.1	43.5	0.0	0.0

Vehicle Speed (50-75 FT Vehicles)	Hour											
	Total	20:00-21:00	21:00-22:00	22:00-23:00	23:00-00:00	00:00-01:00	01:00-02:00	02:00-03:00	03:00-04:00	04:00-05:00	05:00-06:00	06:00-07:00
MPH												
< 10	0.0%	#DIV/0!	0.0%	0.0%	0.0%	0.0%	0.0%	0.0%	0.0%	0.0%	#DIV/0!	#DIV/0!
10-14	0.0%	#DIV/0!	0.0%	0.0%	0.0%	0.0%	0.0%	0.0%	0.0%	0.0%	#DIV/0!	#DIV/0!
15-19	0.0%	#DIV/0!	0.0%	0.0%	0.0%	0.0%	0.0%	0.0%	0.0%	0.0%	#DIV/0!	#DIV/0!
20-24	0.0%	#DIV/0!	0.0%	0.0%	0.0%	0.0%	0.0%	0.0%	0.0%	0.0%	#DIV/0!	#DIV/0!
25-29	6.5%	#DIV/0!	7.7%	20.0%	4.0%	0.0%	5.0%	0.0%	0.0%	0.0%	#DIV/0!	#DIV/0!
30-34	15.6%	#DIV/0!	26.9%	26.7%	16.0%	16.7%	10.0%	0.0%	6.3%	0.0%	#DIV/0!	#DIV/0!
35-39	19.5%	#DIV/0!	23.1%	20.0%	24.0%	8.3%	30.0%	11.8%	12.5%	12.5%	#DIV/0!	#DIV/0!
40-44	23.4%	#DIV/0!	26.9%	20.0%	24.0%	33.3%	10.0%	35.3%	25.0%	12.5%	#DIV/0!	#DIV/0!
45-49	11.7%	#DIV/0!	11.5%	10.0%	12.0%	25.0%	15.0%	5.9%	6.3%	12.5%	#DIV/0!	#DIV/0!
50-54	11.7%	#DIV/0!	0.0%	3.3%	8.0%	0.0%	15.0%	29.4%	25.0%	37.5%	#DIV/0!	#DIV/0!
55-59	9.1%	#DIV/0!	3.8%	0.0%	8.0%	16.7%	10.0%	17.6%	12.5%	25.0%	#DIV/0!	#DIV/0!
60-64	1.9%	#DIV/0!	0.0%	0.0%	0.0%	0.0%	5.0%	0.0%	12.5%	0.0%	#DIV/0!	#DIV/0!
65-69	0.6%	#DIV/0!	0.0%	0.0%	4.0%	0.0%	0.0%	0.0%	0.0%	0.0%	#DIV/0!	#DIV/0!
70-74	0.0%	#DIV/0!	0.0%	0.0%	0.0%	0.0%	0.0%	0.0%	0.0%	0.0%	#DIV/0!	#DIV/0!
>=75	0.0%	#DIV/0!	0.0%	0.0%	0.0%	0.0%	0.0%	0.0%	0.0%	0.0%	#DIV/0!	#DIV/0!
Total # of vehicle	154	0	26	30	25	12	20	17	16	8	0	0
Average speed	42.6	#DIV/0!	38.8	37.1	42.1	44.0	43.8	47.4	48.2	50.7	#DIV/0!	#DIV/0!
St. Dev.	8.8	#DIV/0!	6.7	6.9	9.1	8.3	9.2	6.9	8.8	7.2	#DIV/0!	#DIV/0!
85th percentile	52.9	#NUM!	45.1	44.5	52.0	51.4	52.4	54.7	56.0	58.4	#NUM!	#NUM!
Min	25.4	0.0	27.7	25.4	28.8	31.1	28.8	36.8	32.3	39.1	0.0	0.0
Max	65.5	0.0	58.6	50.6	65.5	59.7	63.2	59.7	60.9	59.7	0.0	0.0
Range	40.1	0.0	30.9	25.2	36.6	28.6	34.3	22.9	28.6	20.6	0.0	0.0

Vehicle Speed (+75 FT Vehicles)	Hour											
	Total	20:00-21:00	21:00-22:00	22:00-23:00	23:00-00:00	00:00-01:00	01:00-02:00	02:00-03:00	03:00-04:00	04:00-05:00	05:00-06:00	06:00-07:00
MPH												
< 10	0.0%	#DIV/0!	0.0%	0.0%	0.0%	0.0%	0.0%	0.0%	0.0%	0.0%	#DIV/0!	#DIV/0!
10-14	0.0%	#DIV/0!	0.0%	0.0%	0.0%	0.0%	0.0%	0.0%	0.0%	0.0%	#DIV/0!	#DIV/0!
15-19	0.0%	#DIV/0!	0.0%	0.0%	0.0%	0.0%	0.0%	0.0%	0.0%	0.0%	#DIV/0!	#DIV/0!
20-24	0.0%	#DIV/0!	0.0%	0.0%	0.0%	0.0%	0.0%	0.0%	0.0%	0.0%	#DIV/0!	#DIV/0!
25-29	4.0%	#DIV/0!	0.0%	28.6%	0.0%	0.0%	0.0%	0.0%	0.0%	0.0%	#DIV/0!	#DIV/0!
30-34	2.0%	#DIV/0!	0.0%	0.0%	0.0%	0.0%	0.0%	20.0%	0.0%	0.0%	#DIV/0!	#DIV/0!
35-39	10.0%	#DIV/0!	20.0%	28.6%	0.0%	25.0%	0.0%	0.0%	0.0%	0.0%	#DIV/0!	#DIV/0!
40-44	24.0%	#DIV/0!	20.0%	0.0%	16.7%	50.0%	50.0%	0.0%	22.2%	57.1%	#DIV/0!	#DIV/0!
45-49	18.0%	#DIV/0!	10.0%	28.6%	33.3%	25.0%	0.0%	20.0%	11.1%	14.3%	#DIV/0!	#DIV/0!
50-54	14.0%	#DIV/0!	10.0%	14.3%	16.7%	0.0%	50.0%	0.0%	33.3%	0.0%	#DIV/0!	#DIV/0!
55-59	10.0%	#DIV/0!	0.0%	0.0%	33.3%	0.0%	0.0%	20.0%	11.1%	14.3%	#DIV/0!	#DIV/0!
60-64	10.0%	#DIV/0!	30.0%	0.0%	0.0%	0.0%	0.0%	0.0%	11.1%	14.3%	#DIV/0!	#DIV/0!
65-69	6.0%	#DIV/0!	0.0%	0.0%	0.0%	0.0%	0.0%	40.0%	11.1%	0.0%	#DIV/0!	#DIV/0!
70-74	2.0%	#DIV/0!	10.0%	0.0%	0.0%	0.0%	0.0%	0.0%	0.0%	0.0%	#DIV/0!	#DIV/0!
>=75	0.0%	#DIV/0!	0.0%	0.0%	0.0%	0.0%	0.0%	0.0%	0.0%	0.0%	#DIV/0!	#DIV/0!
Total # of vehicle	50	0	10	7	6	4	2	5	9	7	0	0
Average speed	49.1	#DIV/0!	53.0	39.6	51.4	41.7	47.2	53.6	52.8	47.8	#DIV/0!	#DIV/0!
St. Dev.	10.0	#DIV/0!	11.5	9.0	5.5	3.4	4.9	14.0	7.9	8.7	#DIV/0!	#DIV/0!
85th percentile	62.8	#NUM!	63.9	48.5	56.0	44.5	49.6	65.9	62.0	57.9	#NUM!	#NUM!
Min	27.7	0.0	39.1	27.7	44.9	38.0	43.7	33.4	41.4	40.3	0.0	0.0
Max	70.1	0.0	70.1	50.6	58.6	46.0	50.6	66.6	65.5	62.0	0.0	0.0
Range	42.4	0.0	30.9	22.9	13.7	8.0	6.9	33.2	24.0	21.8	0.0	0.0

Day 6 1<sup>st</sup> WZ

Vehicle Speed (all vehicles)	Hour											
	Total	20:00-21:00	21:00-22:00	22:00-23:00	23:00-00:00	00:00-01:00	01:00-02:00	02:00-03:00	03:00-04:00	04:00-05:00	05:00-06:00	06:00-07:00
MPH												
< 10	0.0%	#DIV/0!	0.0%	0.0%	0.0%	0.0%	0.0%	0.0%	0.0%	0.0%	#DIV/0!	#DIV/0!
10-14	0.7%	#DIV/0!	1.2%	0.3%	0.5%	1.4%	1.6%	0.0%	0.0%	0.0%	#DIV/0!	#DIV/0!
15-19	3.4%	#DIV/0!	5.7%	5.1%	1.4%	3.4%	4.7%	0.9%	0.0%	0.0%	#DIV/0!	#DIV/0!
20-24	6.6%	#DIV/0!	8.6%	12.3%	1.8%	8.2%	7.0%	3.6%	1.0%	0.9%	#DIV/0!	#DIV/0!
25-29	11.7%	#DIV/0!	15.5%	20.8%	10.9%	11.0%	7.8%	1.8%	3.8%	0.9%	#DIV/0!	#DIV/0!
30-34	19.3%	#DIV/0!	21.1%	21.8%	25.9%	18.5%	25.0%	13.6%	7.6%	4.6%	#DIV/0!	#DIV/0!
35-39	21.3%	#DIV/0!	22.9%	21.2%	21.8%	23.3%	20.3%	23.6%	15.2%	17.4%	#DIV/0!	#DIV/0!
40-44	16.2%	#DIV/0!	13.1%	11.9%	17.3%	11.6%	19.5%	21.8%	25.7%	22.9%	#DIV/0!	#DIV/0!
45-49	12.9%	#DIV/0!	9.2%	5.5%	16.4%	15.8%	8.6%	17.3%	26.7%	20.2%	#DIV/0!	#DIV/0!
50-54	4.1%	#DIV/0!	1.5%	0.3%	3.2%	4.8%	3.1%	10.9%	8.6%	13.8%	#DIV/0!	#DIV/0!
55-59	1.9%	#DIV/0!	0.3%	0.7%	0.5%	2.1%	2.3%	4.5%	4.8%	7.3%	#DIV/0!	#DIV/0!
60-64	0.9%	#DIV/0!	0.9%	0.0%	0.5%	0.0%	0.0%	0.9%	3.8%	3.7%	#DIV/0!	#DIV/0!
65-69	0.8%	#DIV/0!	0.0%	0.0%	0.0%	0.0%	0.0%	0.9%	2.9%	6.4%	#DIV/0!	#DIV/0!
70-74	0.1%	#DIV/0!	0.0%	0.0%	0.0%	0.0%	0.0%	0.0%	0.0%	1.8%	#DIV/0!	#DIV/0!
>=75	0.0%	#DIV/0!	0.0%	0.0%	0.0%	0.0%	0.0%	0.0%	0.0%	0.0%	#DIV/0!	#DIV/0!
Total # of vehicles	1447	0	336	293	220	146	128	110	105	109	0	0
Average speed	37.0	#DIV/0!	34.1	32.6	37.6	36.5	36.1	41.6	44.4	47.2	#DIV/0!	#DIV/0!
St. Dev.	9.7	#DIV/0!	8.7	8.0	7.6	9.4	9.1	8.7	8.8	10.0	#DIV/0!	#DIV/0!
85th percentile	46.7	#NUM!	42.7	41.0	45.9	47.5	44.3	50.7	54.0	57.2	#NUM!	#NUM!
Min	10.3	0.0	11.9	14.3	10.3	11.9	14.3	20.0	24.8	24.8	0.0	0.0
Max	70.2	0.0	62.1	58.0	61.3	58.8	58.8	66.9	66.9	70.2	0.0	0.0
Range	59.9	0.0	50.2	43.7	51.0	46.9	44.5	46.9	42.1	45.3	0.0	0.0

Vehicle Speed (0-25 FT Vehicles)	Hour											
	Total	20:00-21:00	21:00-22:00	22:00-23:00	23:00-00:00	00:00-01:00	01:00-02:00	02:00-03:00	03:00-04:00	04:00-05:00	05:00-06:00	06:00-07:00
MPH												
< 10	0.0%	#DIV/0!	0.0%	0.0%	0.0%	0.0%	0.0%	0.0%	0.0%	0.0%	#DIV/0!	#DIV/0!
10-14	1.0%	#DIV/0!	1.8%	0.5%	0.0%	2.3%	1.5%	0.0%	0.0%	0.0%	#DIV/0!	#DIV/0!
15-19	3.8%	#DIV/0!	6.0%	5.8%	0.8%	3.5%	4.4%	2.1%	0.0%	0.0%	#DIV/0!	#DIV/0!
20-24	7.3%	#DIV/0!	7.4%	13.8%	2.3%	7.0%	10.3%	2.1%	2.2%	2.0%	#DIV/0!	#DIV/0!
25-29	13.3%	#DIV/0!	19.4%	20.6%	11.6%	9.3%	5.9%	0.0%	4.3%	2.0%	#DIV/0!	#DIV/0!
30-34	20.1%	#DIV/0!	21.2%	20.6%	28.7%	16.3%	23.5%	19.1%	6.5%	6.0%	#DIV/0!	#DIV/0!
35-39	20.6%	#DIV/0!	21.7%	19.0%	20.9%	27.9%	20.6%	17.0%	13.0%	18.0%	#DIV/0!	#DIV/0!
40-44	14.5%	#DIV/0!	9.7%	13.2%	17.8%	9.3%	17.6%	23.4%	23.9%	20.0%	#DIV/0!	#DIV/0!
45-49	12.0%	#DIV/0!	10.1%	5.3%	14.7%	17.4%	11.8%	14.9%	23.9%	16.0%	#DIV/0!	#DIV/0!
50-54	4.1%	#DIV/0!	1.8%	0.5%	1.6%	5.8%	2.9%	17.0%	8.7%	16.0%	#DIV/0!	#DIV/0!
55-59	1.4%	#DIV/0!	0.5%	0.5%	0.8%	1.2%	1.5%	2.1%	4.3%	8.0%	#DIV/0!	#DIV/0!
60-64	0.8%	#DIV/0!	0.5%	0.0%	0.8%	0.0%	0.0%	2.1%	6.5%	2.0%	#DIV/0!	#DIV/0!
65-69	0.8%	#DIV/0!	0.0%	0.0%	0.0%	0.0%	0.0%	0.0%	6.5%	8.0%	#DIV/0!	#DIV/0!
70-74	0.1%	#DIV/0!	0.0%	0.0%	0.0%	0.0%	0.0%	0.0%	0.0%	2.0%	#DIV/0!	#DIV/0!
>=75	0.0%	#DIV/0!	0.0%	0.0%	0.0%	0.0%	0.0%	0.0%	0.0%	0.0%	#DIV/0!	#DIV/0!
Total # of vehicles	832	0	217	189	129	86	68	47	46	50	0	0
Average speed	36.3	#DIV/0!	33.6	32.2	37.2	36.9	35.8	41.8	45.7	46.8	#DIV/0!	#DIV/0!
St. Dev.	9.8	#DIV/0!	8.9	8.3	7.3	9.6	9.2	8.6	10.2	10.8	#DIV/0!	#DIV/0!
85th percentile	45.9	#NUM!	42.7	41.0	45.1	47.7	45.0	50.8	57.4	57.7	#NUM!	#NUM!
Min	11.9	0.0	11.9	14.3	18.4	11.9	14.3	20.0	24.8	24.8	0.0	0.0
Max	70.2	0.0	60.5	58.0	61.3	58.8	57.2	61.3	66.9	70.2	0.0	0.0
Range	58.3	0.0	48.6	43.7	42.9	46.9	42.9	41.3	42.1	45.3	0.0	0.0

Vehicle Speed (25-50 FT Vehicles)	Hour											
	Total	20:00-21:00	21:00-22:00	22:00-23:00	23:00-00:00	00:00-01:00	01:00-02:00	02:00-03:00	03:00-04:00	04:00-05:00	05:00-06:00	06:00-07:00
MPH												
< 10	0.0%	#DIV/0!	0.0%	0.0%	0.0%	0.0%	0.0%	0.0%	0.0%	0.0%	#DIV/0!	#DIV/0!
10-14	0.7%	#DIV/0!	0.0%	0.0%	2.1%	0.0%	3.2%	0.0%	0.0%	0.0%	#DIV/0!	#DIV/0!
15-19	3.3%	#DIV/0!	5.4%	7.8%	2.1%	0.0%	3.2%	0.0%	0.0%	0.0%	#DIV/0!	#DIV/0!
20-24	3.9%	#DIV/0!	6.8%	7.8%	2.1%	7.4%	0.0%	0.0%	0.0%	0.0%	#DIV/0!	#DIV/0!
25-29	8.1%	#DIV/0!	9.5%	15.7%	4.2%	11.1%	12.9%	0.0%	4.3%	0.0%	#DIV/0!	#DIV/0!
30-34	16.9%	#DIV/0!	17.6%	19.6%	31.3%	25.9%	16.1%	0.0%	8.7%	0.0%	#DIV/0!	#DIV/0!
35-39	24.8%	#DIV/0!	27.0%	25.5%	18.8%	14.8%	32.3%	33.3%	26.1%	21.9%	#DIV/0!	#DIV/0!
40-44	20.5%	#DIV/0!	21.6%	13.7%	18.8%	14.8%	19.4%	28.6%	21.7%	31.3%	#DIV/0!	#DIV/0!
45-49	13.7%	#DIV/0!	9.5%	7.8%	16.7%	18.5%	3.2%	23.8%	26.1%	18.8%	#DIV/0!	#DIV/0!
50-54	4.9%	#DIV/0!	1.4%	0.0%	4.2%	3.7%	6.5%	9.5%	8.7%	15.6%	#DIV/0!	#DIV/0!
55-59	2.0%	#DIV/0!	0.0%	2.0%	0.0%	3.7%	3.2%	0.0%	4.3%	6.3%	#DIV/0!	#DIV/0!
60-64	0.7%	#DIV/0!	1.4%	0.0%	0.0%	0.0%	0.0%	0.0%	0.0%	3.1%	#DIV/0!	#DIV/0!
65-69	0.7%	#DIV/0!	0.0%	0.0%	0.0%	0.0%	0.0%	4.8%	0.0%	3.1%	#DIV/0!	#DIV/0!
70-74	0.0%	#DIV/0!	0.0%	0.0%	0.0%	0.0%	0.0%	0.0%	0.0%	0.0%	#DIV/0!	#DIV/0!
>=75	0.0%	#DIV/0!	0.0%	0.0%	0.0%	0.0%	0.0%	0.0%	0.0%	0.0%	#DIV/0!	#DIV/0!
Total # of vehicle	307	0	74	51	48	27	31	21	23	32	0	0
Average speed	38.1	#DIV/0!	35.8	33.9	37.6	37.3	37.0	43.7	42.2	46.3	#DIV/0!	#DIV/0!
St. Dev.	9.0	#DIV/0!	8.1	8.5	8.2	9.0	9.0	7.5	7.8	7.8	#DIV/0!	#DIV/0!
85th percentile	46.7	#NUM!	42.7	42.2	45.1	46.8	43.1	49.1	48.1	53.7	#NUM!	#NUM!
Min	10.3	0.0	15.9	16.8	10.3	20.8	14.3	35.4	25.7	35.4	0.0	0.0
Max	67.7	0.0	62.1	57.2	54.8	56.4	56.4	66.9	59.6	67.7	0.0	0.0
Range	57.5	0.0	46.1	40.5	44.5	35.6	42.1	31.6	34.0	32.4	0.0	0.0

Vehicle Speed (50-75 FT Vehicles)	Hour											
	Total	20:00-21:00	21:00-22:00	22:00-23:00	23:00-00:00	00:00-01:00	01:00-02:00	02:00-03:00	03:00-04:00	04:00-05:00	05:00-06:00	06:00-07:00
MPH												
< 10	0.0%	#DIV/0!	0.0%	0.0%	0.0%	0.0%	0.0%	0.0%	0.0%	0.0%	#DIV/0!	#DIV/0!
10-14	0.0%	#DIV/0!	0.0%	0.0%	0.0%	0.0%	0.0%	0.0%	0.0%	0.0%	#DIV/0!	#DIV/0!
15-19	4.4%	#DIV/0!	5.0%	0.0%	5.0%	11.8%	15.4%	0.0%	0.0%	0.0%	#DIV/0!	#DIV/0!
20-24	13.9%	#DIV/0!	25.0%	25.0%	0.0%	23.5%	7.7%	13.0%	0.0%	0.0%	#DIV/0!	#DIV/0!
25-29	17.5%	#DIV/0!	15.0%	29.2%	30.0%	29.4%	7.7%	4.3%	11.1%	0.0%	#DIV/0!	#DIV/0!
30-34	16.1%	#DIV/0!	15.0%	29.2%	10.0%	11.8%	23.1%	13.0%	11.1%	9.1%	#DIV/0!	#DIV/0!
35-39	16.1%	#DIV/0!	20.0%	8.3%	20.0%	5.9%	15.4%	30.4%	0.0%	18.2%	#DIV/0!	#DIV/0!
40-44	12.4%	#DIV/0!	15.0%	8.3%	15.0%	5.9%	15.4%	4.3%	33.3%	18.2%	#DIV/0!	#DIV/0!
45-49	11.7%	#DIV/0!	5.0%	0.0%	15.0%	5.9%	7.7%	21.7%	33.3%	18.2%	#DIV/0!	#DIV/0!
50-54	2.9%	#DIV/0!	0.0%	0.0%	5.0%	5.9%	0.0%	4.3%	0.0%	9.1%	#DIV/0!	#DIV/0!
55-59	2.9%	#DIV/0!	0.0%	0.0%	0.0%	0.0%	7.7%	8.7%	0.0%	9.1%	#DIV/0!	#DIV/0!
60-64	1.5%	#DIV/0!	0.0%	0.0%	0.0%	0.0%	0.0%	0.0%	11.1%	9.1%	#DIV/0!	#DIV/0!
65-69	0.0%	#DIV/0!	0.0%	0.0%	0.0%	0.0%	0.0%	0.0%	0.0%	0.0%	#DIV/0!	#DIV/0!
70-74	0.7%	#DIV/0!	0.0%	0.0%	0.0%	0.0%	0.0%	0.0%	0.0%	9.1%	#DIV/0!	#DIV/0!
>=75	0.0%	#DIV/0!	0.0%	0.0%	0.0%	0.0%	0.0%	0.0%	0.0%	0.0%	#DIV/0!	#DIV/0!
Total # of vehicle	137	0	20	24	20	17	13	23	9	11	0	0
Average speed	35.6	#DIV/0!	31.6	29.8	36.2	30.6	35.6	39.2	42.7	48.4	#DIV/0!	#DIV/0!
St. Dev.	10.6	#DIV/0!	8.6	6.0	8.7	9.6	11.8	10.0	9.8	12.0	#DIV/0!	#DIV/0!
85th percentile	46.4	#NUM!	41.5	35.0	46.3	41.0	45.2	49.9	48.3	60.9	#NUM!	#NUM!
Min	15.9	0.0	15.9	21.6	17.6	19.2	16.8	22.4	25.7	32.9	0.0	0.0
Max	70.2	0.0	46.7	42.7	51.6	54.0	58.8	56.4	60.5	70.2	0.0	0.0
Range	54.2	0.0	30.7	21.0	34.0	34.8	42.1	34.0	34.8	37.2	0.0	0.0

Vehicle Speed (+75 FT Vehicles)	Hour											
	Total	20:00-21:00	21:00-22:00	22:00-23:00	23:00-00:00	00:00-01:00	01:00-02:00	02:00-03:00	03:00-04:00	04:00-05:00	05:00-06:00	06:00-07:00
MPH												
< 10	0.0%	#DIV/0!	0.0%	0.0%	0.0%	0.0%	0.0%	0.0%	0.0%	0.0%	#DIV/0!	#DIV/0!
10-14	0.0%	#DIV/0!	0.0%	0.0%	0.0%	0.0%	0.0%	0.0%	0.0%	0.0%	#DIV/0!	#DIV/0!
15-19	0.6%	#DIV/0!	4.0%	0.0%	0.0%	0.0%	0.0%	0.0%	0.0%	0.0%	#DIV/0!	#DIV/0!
20-24	2.3%	#DIV/0!	12.0%	0.0%	0.0%	0.0%	6.3%	0.0%	0.0%	0.0%	#DIV/0!	#DIV/0!
25-29	5.8%	#DIV/0!	0.0%	24.1%	4.3%	0.0%	6.3%	5.3%	0.0%	0.0%	#DIV/0!	#DIV/0!
30-34	22.2%	#DIV/0!	36.0%	27.6%	13.0%	25.0%	50.0%	15.8%	7.4%	6.3%	#DIV/0!	#DIV/0!
35-39	22.8%	#DIV/0!	24.0%	37.9%	34.8%	31.3%	0.0%	21.1%	14.8%	6.3%	#DIV/0!	#DIV/0!
40-44	19.9%	#DIV/0!	16.0%	3.4%	13.0%	25.0%	31.3%	31.6%	29.6%	18.8%	#DIV/0!	#DIV/0!
45-49	16.4%	#DIV/0!	4.0%	6.9%	26.1%	12.5%	6.3%	10.5%	29.6%	37.5%	#DIV/0!	#DIV/0!
50-54	4.1%	#DIV/0!	0.0%	0.0%	8.7%	0.0%	0.0%	5.3%	11.1%	6.3%	#DIV/0!	#DIV/0!
55-59	3.5%	#DIV/0!	0.0%	0.0%	0.0%	6.3%	0.0%	10.5%	7.4%	6.3%	#DIV/0!	#DIV/0!
60-64	1.2%	#DIV/0!	4.0%	0.0%	0.0%	0.0%	0.0%	0.0%	0.0%	6.3%	#DIV/0!	#DIV/0!
65-69	1.2%	#DIV/0!	0.0%	0.0%	0.0%	0.0%	0.0%	0.0%	0.0%	12.5%	#DIV/0!	#DIV/0!
70-74	0.0%	#DIV/0!	0.0%	0.0%	0.0%	0.0%	0.0%	0.0%	0.0%	0.0%	#DIV/0!	#DIV/0!
>=75	0.0%	#DIV/0!	0.0%	0.0%	0.0%	0.0%	0.0%	0.0%	0.0%	0.0%	#DIV/0!	#DIV/0!
Total # of vehicle	171	0	25	29	23	16	16	19	27	16	0	0
Average speed	39.9	#DIV/0!	35.4	35.0	40.9	39.6	35.9	41.4	44.5	49.4	#DIV/0!	#DIV/0!
St. Dev.	8.6	#DIV/0!	8.8	5.7	6.2	6.5	6.8	8.5	6.6	10.2	#DIV/0!	#DIV/0!
85th percentile	48.3	#NUM!	41.4	38.6	47.3	44.7	43.5	49.2	51.1	62.5	#NUM!	#NUM!
Min	20.0	0.0	20.0	25.7	28.1	31.3	23.2	28.9	32.1	32.1	0.0	0.0
Max	68.5	0.0	61.3	49.9	51.6	57.2	47.5	59.6	56.4	68.5	0.0	0.0
Range	48.6	0.0	41.3	24.3	23.5	25.9	24.3	30.7	24.3	36.4	0.0	0.0

Day 6 2<sup>nd</sup> WZ

Vehicle Speed (all vehicles)	Hour											
	Total	20:00-21:00	21:00-22:00	22:00-23:00	23:00-00:00	00:00-01:00	01:00-02:00	02:00-03:00	03:00-04:00	04:00-05:00	05:00-06:00	06:00-07:00
MPH												
< 10	0.3%	#DIV/0!	0.0%	0.0%	0.0%	0.8%	0.0%	0.0%	1.9%	0.8%	#DIV/0!	#DIV/0!
10-14	1.7%	#DIV/0!	0.0%	0.0%	2.4%	3.8%	1.5%	0.0%	3.7%	4.9%	#DIV/0!	#DIV/0!
15-19	3.8%	#DIV/0!	0.4%	0.8%	4.3%	3.8%	10.4%	1.0%	6.5%	9.8%	#DIV/0!	#DIV/0!
20-24	6.4%	#DIV/0!	1.5%	4.1%	8.6%	10.6%	4.5%	1.9%	9.3%	17.1%	#DIV/0!	#DIV/0!
25-29	9.6%	#DIV/0!	3.3%	7.7%	12.4%	13.6%	11.9%	5.8%	12.0%	17.1%	#DIV/0!	#DIV/0!
30-34	13.3%	#DIV/0!	6.3%	11.4%	20.5%	14.4%	17.9%	11.5%	14.8%	13.8%	#DIV/0!	#DIV/0!
35-39	17.0%	#DIV/0!	17.0%	15.4%	18.6%	20.5%	22.4%	14.4%	13.0%	13.8%	#DIV/0!	#DIV/0!
40-44	16.4%	#DIV/0!	19.3%	16.3%	17.1%	13.6%	16.4%	19.2%	14.8%	10.6%	#DIV/0!	#DIV/0!
45-49	12.8%	#DIV/0!	16.3%	16.7%	8.6%	9.1%	9.0%	17.3%	13.9%	8.1%	#DIV/0!	#DIV/0!
50-54	7.5%	#DIV/0!	13.3%	9.8%	4.8%	3.8%	1.5%	16.3%	4.6%	0.8%	#DIV/0!	#DIV/0!
55-59	6.2%	#DIV/0!	13.3%	11.4%	1.0%	1.5%	3.0%	4.8%	3.7%	0.8%	#DIV/0!	#DIV/0!
60-64	2.9%	#DIV/0!	6.3%	3.3%	1.0%	3.0%	0.7%	4.8%	0.0%	0.8%	#DIV/0!	#DIV/0!
65-69	1.4%	#DIV/0!	1.5%	2.4%	0.5%	1.5%	0.7%	1.0%	0.9%	1.6%	#DIV/0!	#DIV/0!
70-74	0.4%	#DIV/0!	0.4%	0.8%	0.5%	0.0%	0.0%	0.0%	0.9%	0.0%	#DIV/0!	#DIV/0!
>=75	0.4%	#DIV/0!	1.1%	0.0%	0.0%	0.0%	0.0%	1.9%	0.0%	0.0%	#DIV/0!	#DIV/0!
Total # of vehicles	1327	0	270	246	210	132	134	104	108	123	0	0
Average speed	39.5	#DIV/0!	46.2	43.5	35.7	35.5	35.0	44.2	35.7	31.5	#DIV/0!	#DIV/0!
St. Dev.	12.2	#DIV/0!	10.2	11.4	10.3	12.1	10.4	10.9	12.6	11.7	#DIV/0!	#DIV/0!
85th percentile	52.0	#NUM!	57.3	55.5	45.7	46.8	44.7	53.7	48.9	44.3	#NUM!	#NUM!
Min	9.9	0.0	19.4	16.2	11.0	9.9	11.0	18.3	9.9	9.9	0.0	0.0
Max	79.4	0.0	79.4	71.0	73.1	69.9	65.7	77.3	72.0	67.8	0.0	0.0
Range	69.5	0.0	60.0	54.8	62.1	60.0	54.8	59.0	62.1	57.9	0.0	0.0

Vehicle Speed (0-25 FT Vehicles)	Hour											
	Total	20:00-21:00	21:00-22:00	22:00-23:00	23:00-00:00	00:00-01:00	01:00-02:00	02:00-03:00	03:00-04:00	04:00-05:00	05:00-06:00	06:00-07:00
MPH												
< 10	0.5%	#DIV/0!	0.0%	0.0%	0.0%	1.3%	0.0%	0.0%	3.4%	1.7%	#DIV/0!	#DIV/0!
10-14	1.9%	#DIV/0!	0.0%	0.0%	1.5%	6.4%	2.5%	0.0%	5.2%	5.1%	#DIV/0!	#DIV/0!
15-19	4.6%	#DIV/0!	0.6%	1.3%	3.7%	5.1%	15.2%	0.0%	6.9%	13.6%	#DIV/0!	#DIV/0!
20-24	6.3%	#DIV/0!	1.8%	5.3%	8.1%	9.0%	6.3%	4.4%	6.9%	15.3%	#DIV/0!	#DIV/0!
25-29	9.3%	#DIV/0!	3.5%	8.6%	10.4%	11.5%	7.6%	8.9%	15.5%	18.6%	#DIV/0!	#DIV/0!
30-34	13.4%	#DIV/0!	6.5%	14.6%	20.7%	17.9%	15.2%	2.2%	15.5%	11.9%	#DIV/0!	#DIV/0!
35-39	16.4%	#DIV/0!	18.2%	13.9%	20.0%	20.5%	20.3%	8.9%	6.9%	13.6%	#DIV/0!	#DIV/0!
40-44	16.0%	#DIV/0!	15.9%	15.2%	16.3%	11.5%	17.7%	26.7%	19.0%	10.2%	#DIV/0!	#DIV/0!
45-49	12.6%	#DIV/0!	14.1%	14.6%	9.6%	9.0%	10.1%	24.4%	13.8%	8.5%	#DIV/0!	#DIV/0!
50-54	7.6%	#DIV/0!	14.1%	7.9%	5.9%	5.1%	0.0%	17.8%	5.2%	0.0%	#DIV/0!	#DIV/0!
55-59	6.5%	#DIV/0!	14.1%	12.6%	1.5%	0.0%	2.5%	2.2%	1.7%	1.7%	#DIV/0!	#DIV/0!
60-64	2.8%	#DIV/0!	7.6%	2.0%	0.7%	2.6%	1.3%	4.4%	0.0%	0.0%	#DIV/0!	#DIV/0!
65-69	1.2%	#DIV/0!	1.8%	2.6%	0.7%	0.0%	1.3%	0.0%	0.0%	0.0%	#DIV/0!	#DIV/0!
70-74	0.5%	#DIV/0!	0.6%	1.3%	0.7%	0.0%	0.0%	0.0%	0.0%	0.0%	#DIV/0!	#DIV/0!
>=75	0.3%	#DIV/0!	1.2%	0.0%	0.0%	0.0%	0.0%	0.0%	0.0%	0.0%	#DIV/0!	#DIV/0!
Total # of vehicles	775	0	170	151	135	78	79	45	58	59	0	0
Average speed	39.1	#DIV/0!	46.4	42.5	36.7	34.0	34.3	43.8	33.8	29.8	#DIV/0!	#DIV/0!
St. Dev.	12.4	#DIV/0!	10.6	12.0	10.3	11.8	11.6	9.6	12.0	11.0	#DIV/0!	#DIV/0!
85th percentile	52.0	#NUM!	57.3	55.7	46.8	46.2	45.0	52.0	47.8	43.6	#NUM!	#NUM!
Min	9.9	0.0	19.4	16.2	14.1	9.9	11.0	20.4	9.9	9.9	0.0	0.0
Max	76.3	0.0	76.3	71.0	73.1	64.7	65.7	62.6	55.2	56.2	0.0	0.0
Range	66.4	0.0	56.9	54.8	59.0	54.8	54.8	42.1	45.3	46.3	0.0	0.0

Vehicle Speed (25-50 FT Vehicles)	Hour											
	Total	20:00-21:00	21:00-22:00	22:00-23:00	23:00-00:00	00:00-01:00	01:00-02:00	02:00-03:00	03:00-04:00	04:00-05:00	05:00-06:00	06:00-07:00
MPH												
< 10	0.0%	#DIV/0!	0.0%	0.0%	0.0%	0.0%	0.0%	0.0%	0.0%	0.0%	#DIV/0!	#DIV/0!
10-14	2.7%	#DIV/0!	0.0%	0.0%	8.3%	0.0%	0.0%	0.0%	5.0%	11.1%	#DIV/0!	#DIV/0!
15-19	4.6%	#DIV/0!	0.0%	0.0%	11.1%	4.0%	8.0%	4.0%	10.0%	7.4%	#DIV/0!	#DIV/0!
20-24	5.8%	#DIV/0!	1.9%	2.1%	8.3%	4.0%	4.0%	0.0%	15.0%	18.5%	#DIV/0!	#DIV/0!
25-29	8.5%	#DIV/0!	5.7%	6.3%	13.9%	12.0%	12.0%	0.0%	10.0%	11.1%	#DIV/0!	#DIV/0!
30-34	11.2%	#DIV/0!	5.7%	10.4%	11.1%	16.0%	24.0%	8.0%	15.0%	7.4%	#DIV/0!	#DIV/0!
35-39	14.3%	#DIV/0!	15.1%	16.7%	16.7%	4.0%	24.0%	16.0%	5.0%	11.1%	#DIV/0!	#DIV/0!
40-44	17.4%	#DIV/0!	20.8%	12.5%	22.2%	28.0%	16.0%	16.0%	5.0%	14.8%	#DIV/0!	#DIV/0!
45-49	12.7%	#DIV/0!	20.8%	16.7%	2.8%	12.0%	4.0%	12.0%	20.0%	7.4%	#DIV/0!	#DIV/0!
50-54	8.1%	#DIV/0!	13.2%	12.5%	2.8%	0.0%	0.0%	20.0%	5.0%	3.7%	#DIV/0!	#DIV/0!
55-59	6.6%	#DIV/0!	9.4%	12.5%	0.0%	4.0%	8.0%	8.0%	5.0%	0.0%	#DIV/0!	#DIV/0!
60-64	3.9%	#DIV/0!	3.8%	6.3%	2.8%	8.0%	0.0%	8.0%	0.0%	0.0%	#DIV/0!	#DIV/0!
65-69	2.7%	#DIV/0!	1.9%	4.2%	0.0%	8.0%	0.0%	0.0%	0.0%	7.4%	#DIV/0!	#DIV/0!
70-74	0.4%	#DIV/0!	0.0%	0.0%	0.0%	0.0%	0.0%	0.0%	5.0%	0.0%	#DIV/0!	#DIV/0!
>=75	1.2%	#DIV/0!	1.9%	0.0%	0.0%	0.0%	0.0%	8.0%	0.0%	0.0%	#DIV/0!	#DIV/0!
Total # of vehicle	259	0	53	48	36	25	25	25	20	27	0	0
Average speed	40.7	#DIV/0!	45.8	45.6	32.4	41.8	35.5	47.9	35.9	33.4	#DIV/0!	#DIV/0!
St. Dev.	13.6	#DIV/0!	10.7	11.3	11.9	14.2	9.9	13.3	16.0	15.2	#DIV/0!	#DIV/0!
85th percentile	54.1	#NUM!	55.6	56.2	42.3	59.6	42.3	59.4	50.2	47.1	#NUM!	#NUM!
Min	11.0	0.0	24.6	20.4	11.0	17.3	16.2	18.3	13.1	11.0	0.0	0.0
Max	79.4	0.0	79.4	69.9	62.6	69.9	58.3	77.3	72.0	67.8	0.0	0.0
Range	68.5	0.0	54.8	49.5	51.6	52.7	42.1	59.0	59.0	56.9	0.0	0.0

Vehicle Speed (50-75 FT Vehicles)	Hour											
	Total	20:00-21:00	21:00-22:00	22:00-23:00	23:00-00:00	00:00-01:00	01:00-02:00	02:00-03:00	03:00-04:00	04:00-05:00	05:00-06:00	06:00-07:00
MPH												
< 10	0.0%	#DIV/0!	0.0%	0.0%	0.0%	0.0%	0.0%	0.0%	0.0%	0.0%	#DIV/0!	#DIV/0!
10-14	0.0%	#DIV/0!	0.0%	0.0%	0.0%	0.0%	0.0%	0.0%	0.0%	0.0%	#DIV/0!	#DIV/0!
15-19	1.8%	#DIV/0!	0.0%	0.0%	0.0%	0.0%	0.0%	0.0%	8.3%	10.0%	#DIV/0!	#DIV/0!
20-24	11.4%	#DIV/0!	0.0%	2.9%	17.4%	27.8%	0.0%	0.0%	25.0%	30.0%	#DIV/0!	#DIV/0!
25-29	16.8%	#DIV/0!	0.0%	8.6%	26.1%	33.3%	45.5%	12.5%	16.7%	20.0%	#DIV/0!	#DIV/0!
30-34	15.6%	#DIV/0!	9.4%	2.9%	34.8%	5.6%	36.4%	31.3%	8.3%	15.0%	#DIV/0!	#DIV/0!
35-39	19.2%	#DIV/0!	15.6%	20.0%	8.7%	27.8%	9.1%	25.0%	33.3%	20.0%	#DIV/0!	#DIV/0!
40-44	13.8%	#DIV/0!	28.1%	17.1%	8.7%	0.0%	9.1%	18.8%	8.3%	5.0%	#DIV/0!	#DIV/0!
45-49	12.0%	#DIV/0!	21.9%	28.6%	4.3%	5.6%	0.0%	6.3%	0.0%	0.0%	#DIV/0!	#DIV/0!
50-54	4.2%	#DIV/0!	9.4%	11.4%	0.0%	0.0%	0.0%	0.0%	0.0%	0.0%	#DIV/0!	#DIV/0!
55-59	3.6%	#DIV/0!	12.5%	5.7%	0.0%	0.0%	0.0%	0.0%	0.0%	0.0%	#DIV/0!	#DIV/0!
60-64	1.2%	#DIV/0!	3.1%	2.9%	0.0%	0.0%	0.0%	0.0%	0.0%	0.0%	#DIV/0!	#DIV/0!
65-69	0.6%	#DIV/0!	0.0%	0.0%	0.0%	0.0%	0.0%	6.3%	0.0%	0.0%	#DIV/0!	#DIV/0!
70-74	0.0%	#DIV/0!	0.0%	0.0%	0.0%	0.0%	0.0%	0.0%	0.0%	0.0%	#DIV/0!	#DIV/0!
>=75	0.0%	#DIV/0!	0.0%	0.0%	0.0%	0.0%	0.0%	0.0%	0.0%	0.0%	#DIV/0!	#DIV/0!
Total # of vehicle	167	0	32	35	23	18	11	16	12	20	0	0
Average speed	36.9	#DIV/0!	45.1	43.7	32.0	30.3	31.5	38.3	31.1	28.7	#DIV/0!	#DIV/0!
St. Dev.	10.3	#DIV/0!	8.0	9.0	7.0	7.5	4.5	10.1	8.0	7.6	#DIV/0!	#DIV/0!
85th percentile	48.9	#NUM!	54.5	52.9	39.1	36.7	34.1	42.5	38.7	37.4	#NUM!	#NUM!
Min	18.3	0.0	31.0	24.6	20.4	21.5	26.7	25.7	18.3	18.3	0.0	0.0
Max	69.9	0.0	62.6	61.5	46.8	49.9	42.5	69.9	41.5	44.7	0.0	0.0
Range	51.6	0.0	31.6	36.9	26.3	28.4	15.8	44.2	23.2	26.3	0.0	0.0

Vehicle Speed (+75 FT Vehicles)	Hour											
	Total	20:00-21:00	21:00-22:00	22:00-23:00	23:00-00:00	00:00-01:00	01:00-02:00	02:00-03:00	03:00-04:00	04:00-05:00	05:00-06:00	06:00-07:00
MPH												
< 10	0.0%	#DIV/0!	0.0%	0.0%	0.0%	0.0%	0.0%	0.0%	0.0%	0.0%	#DIV/0!	#DIV/0!
10-14	0.0%	#DIV/0!	0.0%	0.0%	0.0%	0.0%	0.0%	0.0%	0.0%	0.0%	#DIV/0!	#DIV/0!
15-19	0.0%	#DIV/0!	0.0%	0.0%	0.0%	0.0%	0.0%	0.0%	0.0%	0.0%	#DIV/0!	#DIV/0!
20-24	1.6%	#DIV/0!	0.0%	0.0%	0.0%	9.1%	0.0%	0.0%	0.0%	5.9%	#DIV/0!	#DIV/0!
25-29	4.8%	#DIV/0!	0.0%	0.0%	6.3%	0.0%	10.5%	0.0%	0.0%	17.6%	#DIV/0!	#DIV/0!
30-34	13.5%	#DIV/0!	0.0%	0.0%	18.8%	0.0%	10.5%	22.2%	16.7%	29.4%	#DIV/0!	#DIV/0!
35-39	23.8%	#DIV/0!	13.3%	16.7%	25.0%	45.5%	36.8%	16.7%	27.8%	11.8%	#DIV/0!	#DIV/0!
40-44	19.8%	#DIV/0!	33.3%	41.7%	25.0%	18.2%	15.8%	5.6%	16.7%	11.8%	#DIV/0!	#DIV/0!
45-49	15.1%	#DIV/0!	13.3%	8.3%	18.8%	9.1%	15.8%	16.7%	16.7%	17.6%	#DIV/0!	#DIV/0!
50-54	10.3%	#DIV/0!	13.3%	16.7%	6.3%	9.1%	10.5%	22.2%	5.6%	0.0%	#DIV/0!	#DIV/0!
55-59	7.1%	#DIV/0!	20.0%	8.3%	0.0%	9.1%	0.0%	11.1%	11.1%	0.0%	#DIV/0!	#DIV/0!
60-64	3.2%	#DIV/0!	6.7%	8.3%	0.0%	0.0%	0.0%	5.6%	0.0%	5.9%	#DIV/0!	#DIV/0!
65-69	0.8%	#DIV/0!	0.0%	0.0%	0.0%	0.0%	0.0%	0.0%	5.6%	0.0%	#DIV/0!	#DIV/0!
70-74	0.0%	#DIV/0!	0.0%	0.0%	0.0%	0.0%	0.0%	0.0%	0.0%	0.0%	#DIV/0!	#DIV/0!
>=75	0.0%	#DIV/0!	0.0%	0.0%	0.0%	0.0%	0.0%	0.0%	0.0%	0.0%	#DIV/0!	#DIV/0!
Total # of vehicle	126	0	15	12	16	11	19	18	18	17	0	0
Average speed	42.6	#DIV/0!	47.9	46.9	39.9	41.1	39.3	45.2	44.4	37.2	#DIV/0!	#DIV/0!
St. Dev.	9.2	#DIV/0!	8.2	8.6	7.4	8.3	6.8	9.7	9.1	10.4	#DIV/0!	#DIV/0!
85th percentile	53.1	#NUM!	57.3	56.0	48.3	49.4	47.8	54.6	55.1	47.6	#NUM!	#NUM!
Min	22.5	0.0	35.2	37.3	25.7	24.6	28.9	32.0	33.1	22.5	0.0	0.0
Max	65.7	0.0	60.5	64.7	54.1	55.2	51.0	60.5	65.7	62.6	0.0	0.0
Range	43.2	0.0	25.3	27.4	28.4	30.5	22.1	28.4	32.7	40.0	0.0	0.0



Day 7 Before RWA

Vehicle Speed (all vehicles)	Hour											
	Total	20:00-21:00	21:00-22:00	22:00-23:00	23:00-00:00	00:00-01:00	01:00-02:00	02:00-03:00	03:00-04:00	04:00-05:00	05:00-06:00	06:00-07:00
MPH												
< 10	0.0%	#DIV/0!	0.0%	0.0%	0.0%	0.0%	0.0%	0.0%	0.0%	0.0%	#DIV/0!	#DIV/0!
10-14	0.0%	#DIV/0!	0.0%	0.0%	0.0%	0.0%	0.0%	0.0%	0.0%	0.0%	#DIV/0!	#DIV/0!
15-19	0.0%	#DIV/0!	0.0%	0.0%	0.0%	0.0%	0.0%	0.0%	0.0%	0.0%	#DIV/0!	#DIV/0!
20-24	0.1%	#DIV/0!	0.0%	0.0%	0.0%	0.6%	0.0%	0.0%	0.0%	0.0%	#DIV/0!	#DIV/0!
25-29	0.1%	#DIV/0!	0.0%	0.0%	0.0%	0.6%	0.0%	0.7%	0.0%	0.0%	#DIV/0!	#DIV/0!
30-34	0.6%	#DIV/0!	1.1%	1.1%	0.0%	0.0%	0.0%	0.7%	1.0%	0.0%	#DIV/0!	#DIV/0!
35-39	1.7%	#DIV/0!	1.1%	0.0%	3.4%	2.5%	2.0%	3.5%	2.9%	0.0%	#DIV/0!	#DIV/0!
40-44	5.0%	#DIV/0!	4.4%	4.4%	8.0%	4.3%	7.4%	4.9%	1.0%	3.4%	#DIV/0!	#DIV/0!
45-49	10.6%	#DIV/0!	13.6%	8.8%	7.6%	11.7%	11.5%	13.4%	9.7%	6.0%	#DIV/0!	#DIV/0!
50-54	14.6%	#DIV/0!	17.2%	12.5%	10.9%	14.7%	12.8%	17.6%	15.5%	17.1%	#DIV/0!	#DIV/0!
55-59	19.0%	#DIV/0!	18.6%	19.8%	18.5%	15.3%	17.6%	14.1%	25.2%	26.5%	#DIV/0!	#DIV/0!
60-64	16.1%	#DIV/0!	13.6%	16.8%	16.0%	19.6%	16.9%	17.6%	15.5%	15.4%	#DIV/0!	#DIV/0!
65-69	15.2%	#DIV/0!	11.9%	18.3%	16.4%	15.3%	18.2%	12.0%	15.5%	15.4%	#DIV/0!	#DIV/0!
70-74	7.3%	#DIV/0!	9.7%	8.1%	5.9%	7.4%	4.1%	6.3%	4.9%	8.5%	#DIV/0!	#DIV/0!
>=75	9.7%	#DIV/0!	8.9%	10.3%	13.4%	8.0%	9.5%	9.2%	8.7%	7.7%	#DIV/0!	#DIV/0!
Total # of vehicles	1545	0	361	273	238	163	148	142	103	117	0	0
Average speed	60.0	#DIV/0!	59.3	61.3	60.6	59.3	59.7	58.3	60.2	60.6	#DIV/0!	#DIV/0!
St. Dev.	11.2	#DIV/0!	11.1	10.9	12.2	11.6	10.8	11.4	10.9	9.7	#DIV/0!	#DIV/0!
85th percentile	70.8	#NUM!	70.8	70.8	72.3	69.1	69.8	69.1	69.6	70.5	#NUM!	#NUM!
Min	24.3	0.0	32.4	30.6	36.0	24.3	36.9	29.7	34.6	40.4	0.0	0.0
Max	101.0	0.0	101.0	101.0	95.2	91.8	88.6	87.2	101.0	91.8	0.0	0.0
Range	76.7	0.0	68.5	70.3	59.3	67.6	51.7	57.5	66.4	51.4	0.0	0.0

Vehicle Speed (0-25 FT Vehicles)	Hour											
	Total	20:00-21:00	21:00-22:00	22:00-23:00	23:00-00:00	00:00-01:00	01:00-02:00	02:00-03:00	03:00-04:00	04:00-05:00	05:00-06:00	06:00-07:00
MPH												
< 10	0.0%	#DIV/0!	0.0%	0.0%	0.0%	0.0%	0.0%	0.0%	0.0%	0.0%	#DIV/0!	#DIV/0!
10-14	0.0%	#DIV/0!	0.0%	0.0%	0.0%	0.0%	0.0%	0.0%	0.0%	0.0%	#DIV/0!	#DIV/0!
15-19	0.0%	#DIV/0!	0.0%	0.0%	0.0%	0.0%	0.0%	0.0%	0.0%	0.0%	#DIV/0!	#DIV/0!
20-24	0.0%	#DIV/0!	0.0%	0.0%	0.0%	0.0%	0.0%	0.0%	0.0%	0.0%	#DIV/0!	#DIV/0!
25-29	0.1%	#DIV/0!	0.0%	0.0%	0.0%	1.0%	0.0%	0.0%	0.0%	0.0%	#DIV/0!	#DIV/0!
30-34	0.4%	#DIV/0!	0.4%	0.5%	0.0%	0.0%	0.0%	1.2%	1.6%	0.0%	#DIV/0!	#DIV/0!
35-39	1.0%	#DIV/0!	0.4%	0.0%	1.2%	1.9%	1.2%	1.2%	4.8%	0.0%	#DIV/0!	#DIV/0!
40-44	2.4%	#DIV/0!	3.2%	2.1%	3.7%	2.9%	1.2%	2.5%	0.0%	0.0%	#DIV/0!	#DIV/0!
45-49	4.8%	#DIV/0!	6.8%	4.2%	3.7%	2.9%	7.2%	4.9%	3.2%	2.9%	#DIV/0!	#DIV/0!
50-54	7.9%	#DIV/0!	11.6%	5.3%	6.7%	8.7%	4.8%	11.1%	3.2%	7.2%	#DIV/0!	#DIV/0!
55-59	17.8%	#DIV/0!	19.9%	19.0%	17.7%	15.4%	10.8%	13.6%	19.4%	23.2%	#DIV/0!	#DIV/0!
60-64	20.1%	#DIV/0!	17.5%	20.6%	19.5%	22.1%	24.1%	22.2%	21.0%	18.8%	#DIV/0!	#DIV/0!
65-69	21.3%	#DIV/0!	15.5%	23.8%	22.6%	21.2%	28.9%	18.5%	25.8%	23.2%	#DIV/0!	#DIV/0!
70-74	10.4%	#DIV/0!	13.1%	10.6%	6.7%	11.5%	7.2%	11.1%	6.5%	13.0%	#DIV/0!	#DIV/0!
>=75	13.8%	#DIV/0!	11.6%	13.8%	18.3%	12.5%	14.5%	13.6%	14.5%	11.6%	#DIV/0!	#DIV/0!
Total # of vehicles	1003	0	251	189	164	104	83	81	62	69	0	0
Average speed	63.7	#DIV/0!	62.3	64.7	64.5	63.4	64.7	62.9	63.9	64.5	#DIV/0!	#DIV/0!
St. Dev.	10.6	#DIV/0!	10.5	10.3	11.2	11.2	9.8	10.6	12.0	8.9	#DIV/0!	#DIV/0!
85th percentile	73.5	#NUM!	72.5	72.9	75.2	72.5	72.1	72.8	73.3	72.5	#NUM!	#NUM!
Min	28.8	0.0	32.4	30.6	36.8	28.8	39.1	34.6	34.6	45.8	0.0	0.0
Max	101.0	0.0	101.0	101.0	95.2	91.8	88.6	87.2	101.0	91.8	0.0	0.0
Range	72.1	0.0	68.5	70.3	58.4	63.0	49.4	52.7	66.4	46.0	0.0	0.0

Vehicle Speed (25-50 FT Vehicles)	Hour											
	Total	20:00-21:00	21:00-22:00	22:00-23:00	23:00-00:00	00:00-01:00	01:00-02:00	02:00-03:00	03:00-04:00	04:00-05:00	05:00-06:00	06:00-07:00
MPH												
< 10	0.0%	#DIV/0!	0.0%	0.0%	0.0%	0.0%	0.0%	0.0%	0.0%	0.0%	#DIV/0!	#DIV/0!
10-14	0.0%	#DIV/0!	0.0%	0.0%	0.0%	0.0%	0.0%	0.0%	0.0%	0.0%	#DIV/0!	#DIV/0!
15-19	0.0%	#DIV/0!	0.0%	0.0%	0.0%	0.0%	0.0%	0.0%	0.0%	0.0%	#DIV/0!	#DIV/0!
20-24	0.3%	#DIV/0!	0.0%	0.0%	0.0%	2.9%	0.0%	0.0%	0.0%	0.0%	#DIV/0!	#DIV/0!
25-29	0.0%	#DIV/0!	0.0%	0.0%	0.0%	0.0%	0.0%	0.0%	0.0%	0.0%	#DIV/0!	#DIV/0!
30-34	0.7%	#DIV/0!	3.2%	0.0%	0.0%	0.0%	0.0%	0.0%	0.0%	0.0%	#DIV/0!	#DIV/0!
35-39	1.0%	#DIV/0!	0.0%	0.0%	6.8%	0.0%	0.0%	0.0%	0.0%	0.0%	#DIV/0!	#DIV/0!
40-44	6.8%	#DIV/0!	3.2%	7.3%	20.5%	0.0%	11.8%	3.0%	0.0%	3.6%	#DIV/0!	#DIV/0!
45-49	22.4%	#DIV/0!	38.7%	17.1%	13.6%	25.7%	11.8%	27.3%	27.8%	7.1%	#DIV/0!	#DIV/0!
50-54	27.1%	#DIV/0!	27.4%	34.1%	18.2%	28.6%	20.6%	33.3%	27.8%	28.6%	#DIV/0!	#DIV/0!
55-59	22.7%	#DIV/0!	16.1%	22.0%	22.7%	17.1%	35.3%	15.2%	27.8%	35.7%	#DIV/0!	#DIV/0!
60-64	9.2%	#DIV/0!	0.0%	7.3%	9.1%	17.1%	11.8%	12.1%	11.1%	14.3%	#DIV/0!	#DIV/0!
65-69	5.1%	#DIV/0!	4.8%	9.8%	4.5%	8.6%	2.9%	3.0%	0.0%	3.6%	#DIV/0!	#DIV/0!
70-74	2.0%	#DIV/0!	3.2%	0.0%	4.5%	0.0%	0.0%	0.0%	5.6%	3.6%	#DIV/0!	#DIV/0!
>=75	2.7%	#DIV/0!	3.2%	2.4%	0.0%	0.0%	5.9%	6.1%	0.0%	3.6%	#DIV/0!	#DIV/0!
Total # of vehicle	295	0	62	41	44	35	34	33	18	28	0	0
Average speed	54.2	#DIV/0!	53.1	54.7	51.9	54.2	55.3	55.1	55.0	57.0	#DIV/0!	#DIV/0!
St. Dev.	8.6	#DIV/0!	9.8	6.9	8.9	8.6	8.4	8.9	6.5	8.4	#DIV/0!	#DIV/0!
85th percentile	60.9	#NUM!	58.2	60.1	60.1	62.6	60.9	61.3	59.1	63.6	#NUM!	#NUM!
Min	24.3	0.0	33.4	44.0	36.0	24.3	40.3	43.1	46.7	40.4	0.0	0.0
Max	95.2	0.0	95.2	75.8	72.5	69.9	80.6	85.0	72.5	82.3	0.0	0.0
Range	71.0	0.0	61.8	31.8	36.5	45.6	40.3	41.9	25.9	41.9	0.0	0.0

Vehicle Speed (50-75 FT Vehicles)	Hour											
	Total	20:00-21:00	21:00-22:00	22:00-23:00	23:00-00:00	00:00-01:00	01:00-02:00	02:00-03:00	03:00-04:00	04:00-05:00	05:00-06:00	06:00-07:00
MPH												
< 10	0.0%	#DIV/0!	0.0%	0.0%	0.0%	0.0%	0.0%	0.0%	0.0%	0.0%	#DIV/0!	#DIV/0!
10-14	0.0%	#DIV/0!	0.0%	0.0%	0.0%	0.0%	0.0%	0.0%	0.0%	0.0%	#DIV/0!	#DIV/0!
15-19	0.0%	#DIV/0!	0.0%	0.0%	0.0%	0.0%	0.0%	0.0%	0.0%	0.0%	#DIV/0!	#DIV/0!
20-24	0.0%	#DIV/0!	0.0%	0.0%	0.0%	0.0%	0.0%	0.0%	0.0%	0.0%	#DIV/0!	#DIV/0!
25-29	0.7%	#DIV/0!	0.0%	0.0%	0.0%	0.0%	0.0%	4.8%	0.0%	0.0%	#DIV/0!	#DIV/0!
30-34	1.3%	#DIV/0!	0.0%	8.3%	0.0%	0.0%	0.0%	0.0%	0.0%	0.0%	#DIV/0!	#DIV/0!
35-39	7.9%	#DIV/0!	9.7%	0.0%	10.5%	11.8%	9.5%	14.3%	0.0%	0.0%	#DIV/0!	#DIV/0!
40-44	17.2%	#DIV/0!	12.9%	12.5%	15.8%	23.5%	23.8%	19.0%	0.0%	30.0%	#DIV/0!	#DIV/0!
45-49	24.5%	#DIV/0!	25.8%	20.8%	26.3%	41.2%	23.8%	19.0%	12.5%	20.0%	#DIV/0!	#DIV/0!
50-54	20.5%	#DIV/0!	19.4%	25.0%	15.8%	17.6%	19.0%	19.0%	37.5%	20.0%	#DIV/0!	#DIV/0!
55-59	18.5%	#DIV/0!	16.1%	20.8%	26.3%	5.9%	19.0%	9.5%	50.0%	20.0%	#DIV/0!	#DIV/0!
60-64	6.0%	#DIV/0!	12.9%	8.3%	5.3%	0.0%	0.0%	9.5%	0.0%	0.0%	#DIV/0!	#DIV/0!
65-69	2.6%	#DIV/0!	3.2%	0.0%	0.0%	0.0%	4.8%	4.8%	0.0%	10.0%	#DIV/0!	#DIV/0!
70-74	0.0%	#DIV/0!	0.0%	0.0%	0.0%	0.0%	0.0%	0.0%	0.0%	0.0%	#DIV/0!	#DIV/0!
>=75	0.7%	#DIV/0!	0.0%	4.2%	0.0%	0.0%	0.0%	0.0%	0.0%	0.0%	#DIV/0!	#DIV/0!
Total # of vehicle	151	0	31	24	19	17	21	21	8	10	0	0
Average speed	50.0	#DIV/0!	51.2	52.0	50.0	45.8	49.6	48.2	54.6	50.3	#DIV/0!	#DIV/0!
St. Dev.	8.3	#DIV/0!	8.1	10.0	6.9	5.2	8.3	9.9	2.4	8.6	#DIV/0!	#DIV/0!
85th percentile	57.5	#NUM!	60.0	57.4	57.8	50.9	57.4	59.2	56.5	57.6	#NUM!	#NUM!
Min	29.7	0.0	36.9	33.3	38.7	35.1	36.9	29.7	49.4	40.4	0.0	0.0
Max	81.4	0.0	65.4	81.4	60.9	55.2	69.9	67.2	56.5	65.4	0.0	0.0
Range	51.7	0.0	28.5	48.1	22.2	20.1	33.0	37.4	7.1	25.0	0.0	0.0

Vehicle Speed (+75 FT Vehicles)	Hour											
	Total	20:00-21:00	21:00-22:00	22:00-23:00	23:00-00:00	00:00-01:00	01:00-02:00	02:00-03:00	03:00-04:00	04:00-05:00	05:00-06:00	06:00-07:00
MPH												
< 10		0.0% #DIV/0!	0.0%	0.0%	0.0%	0.0%	0.0%	0.0%	0.0%	0.0%	#DIV/0!	#DIV/0!
10-14		0.0% #DIV/0!	0.0%	0.0%	0.0%	0.0%	0.0%	0.0%	0.0%	0.0%	#DIV/0!	#DIV/0!
15-19		0.0% #DIV/0!	0.0%	0.0%	0.0%	0.0%	0.0%	0.0%	0.0%	0.0%	#DIV/0!	#DIV/0!
20-24		0.0% #DIV/0!	0.0%	0.0%	0.0%	0.0%	0.0%	0.0%	0.0%	0.0%	#DIV/0!	#DIV/0!
25-29		0.0% #DIV/0!	0.0%	0.0%	0.0%	0.0%	0.0%	0.0%	0.0%	0.0%	#DIV/0!	#DIV/0!
30-34		1.0% #DIV/0!	5.9%	0.0%	0.0%	0.0%	0.0%	0.0%	0.0%	0.0%	#DIV/0!	#DIV/0!
35-39		2.1% #DIV/0!	0.0%	0.0%	9.1%	0.0%	0.0%	14.3%	0.0%	0.0%	#DIV/0!	#DIV/0!
40-44		7.3% #DIV/0!	11.8%	10.5%	9.1%	0.0%	10.0%	0.0%	6.7%	0.0%	#DIV/0!	#DIV/0!
45-49		12.5% #DIV/0!	0.0%	21.1%	9.1%	0.0%	20.0%	28.6%	13.3%	10.0%	#DIV/0!	#DIV/0!
50-54		37.5% #DIV/0!	58.8%	21.1%	36.4%	28.6%	40.0%	14.3%	40.0%	50.0%	#DIV/0!	#DIV/0!
55-59		19.8% #DIV/0!	11.8%	21.1%	0.0%	28.6%	10.0%	28.6%	33.3%	30.0%	#DIV/0!	#DIV/0!
60-64		11.5% #DIV/0!	5.9%	10.5%	9.1%	42.9%	10.0%	14.3%	6.7%	10.0%	#DIV/0!	#DIV/0!
65-69		2.1% #DIV/0!	0.0%	5.3%	0.0%	0.0%	10.0%	0.0%	0.0%	0.0%	#DIV/0!	#DIV/0!
70-74		3.1% #DIV/0!	0.0%	10.5%	9.1%	0.0%	0.0%	0.0%	0.0%	0.0%	#DIV/0!	#DIV/0!
>=75		3.1% #DIV/0!	5.9%	0.0%	18.2%	0.0%	0.0%	0.0%	0.0%	0.0%	#DIV/0!	#DIV/0!
Total # of vehicle	96	0	17	19	11	7	10	7	15	10	0	0
Average speed	54.6	#DIV/0!	53.8	54.9	57.4	57.6	53.5	51.9	53.9	54.2	#DIV/0!	#DIV/0!
St. Dev.	8.8	#DIV/0!	11.3	9.1	15.5	4.6	6.8	7.1	4.3	3.7	#DIV/0!	#DIV/0!
85th percentile	60.7	#NUM!	57.6	64.5	76.6	61.2	60.3	58.5	58.2	57.6	#NUM!	#NUM!
Min	34.2	0.0	34.2	40.4	36.9	51.1	44.0	39.6	44.9	48.5	0.0	0.0
Max	89.5	0.0	89.5	72.5	82.6	63.2	66.3	60.1	60.1	60.1	0.0	0.0
Range	55.3	0.0	55.3	32.1	45.8	12.0	22.3	20.5	15.2	11.6	0.0	0.0

Day 7 RWA

Vehicle Speed (all vehicles)	Hour											
	Total	20:00-21:00	21:00-22:00	22:00-23:00	23:00-00:00	00:00-01:00	01:00-02:00	02:00-03:00	03:00-04:00	04:00-05:00	05:00-06:00	06:00-07:00
MPH												
< 10	0.0%	#DIV/0!	0.0%	0.0%	0.0%	0.0%	0.0%	0.0%	0.0%	0.0%	#DIV/0!	#DIV/0!
10-14	0.0%	#DIV/0!	0.0%	0.0%	0.0%	0.0%	0.0%	0.0%	0.0%	0.0%	#DIV/0!	#DIV/0!
15-19	0.1%	#DIV/0!	0.0%	0.0%	0.0%	0.0%	0.6%	0.0%	0.0%	0.0%	#DIV/0!	#DIV/0!
20-24	0.0%	#DIV/0!	0.0%	0.0%	0.0%	0.0%	0.0%	0.0%	0.0%	0.0%	#DIV/0!	#DIV/0!
25-29	0.1%	#DIV/0!	0.0%	0.0%	0.4%	0.0%	0.0%	0.7%	0.0%	0.0%	#DIV/0!	#DIV/0!
30-34	0.7%	#DIV/0!	0.3%	0.0%	2.4%	0.6%	1.3%	1.4%	0.0%	0.0%	#DIV/0!	#DIV/0!
35-39	1.9%	#DIV/0!	2.3%	1.9%	0.4%	2.9%	2.6%	3.5%	0.0%	0.8%	#DIV/0!	#DIV/0!
40-44	5.3%	#DIV/0!	4.4%	5.2%	6.1%	5.3%	6.4%	5.6%	3.7%	6.7%	#DIV/0!	#DIV/0!
45-49	7.5%	#DIV/0!	7.5%	6.5%	10.9%	9.4%	5.8%	6.3%	4.6%	6.2%	#DIV/0!	#DIV/0!
50-54	13.9%	#DIV/0!	15.0%	16.1%	10.5%	13.5%	10.9%	13.2%	16.7%	15.1%	#DIV/0!	#DIV/0!
55-59	17.7%	#DIV/0!	17.3%	16.1%	17.4%	18.7%	17.9%	13.9%	23.1%	21.0%	#DIV/0!	#DIV/0!
60-64	16.7%	#DIV/0!	15.0%	17.1%	16.2%	14.0%	17.9%	23.6%	13.9%	18.5%	#DIV/0!	#DIV/0!
65-69	16.6%	#DIV/0!	14.7%	18.1%	14.6%	15.8%	17.3%	16.0%	21.3%	20.2%	#DIV/0!	#DIV/0!
70-74	10.3%	#DIV/0!	12.4%	10.0%	13.4%	8.2%	9.0%	9.7%	7.4%	5.9%	#DIV/0!	#DIV/0!
>=75	9.2%	#DIV/0!	11.1%	9.0%	7.7%	11.7%	10.3%	6.3%	9.3%	5.0%	#DIV/0!	#DIV/0!
Total # of vehicles	1642	0	387	310	247	171	156	144	108	119	0	0
Average speed	60.5	#DIV/0!	60.9	60.7	59.9	60.3	60.6	59.6	61.9	59.8	#DIV/0!	#DIV/0!
St. Dev.	11.0	#DIV/0!	10.7	10.6	11.4	11.5	11.9	10.9	11.1	9.3	#DIV/0!	#DIV/0!
85th percentile	72.0	#NUM!	72.2	71.0	71.0	73.2	72.8	70.5	70.9	69.2	#NUM!	#NUM!
Min	18.9	0.0	34.5	36.0	28.0	31.9	18.9	28.0	42.3	39.7	0.0	0.0
Max	99.5	0.0	93.0	94.3	95.6	91.0	92.0	90.4	99.5	86.5	0.0	0.0
Range	80.6	0.0	58.5	58.3	67.6	59.1	73.1	62.4	57.2	46.8	0.0	0.0

Vehicle Speed (0-25 FT Vehicles)	Hour											
	Total	20:00-21:00	21:00-22:00	22:00-23:00	23:00-00:00	00:00-01:00	01:00-02:00	02:00-03:00	03:00-04:00	04:00-05:00	05:00-06:00	06:00-07:00
MPH												
< 10	0.0%	#DIV/0!	0.0%	0.0%	0.0%	0.0%	0.0%	0.0%	0.0%	0.0%	#DIV/0!	#DIV/0!
10-14	0.0%	#DIV/0!	0.0%	0.0%	0.0%	0.0%	0.0%	0.0%	0.0%	0.0%	#DIV/0!	#DIV/0!
15-19	0.0%	#DIV/0!	0.0%	0.0%	0.0%	0.0%	0.0%	0.0%	0.0%	0.0%	#DIV/0!	#DIV/0!
20-24	0.0%	#DIV/0!	0.0%	0.0%	0.0%	0.0%	0.0%	0.0%	0.0%	0.0%	#DIV/0!	#DIV/0!
25-29	0.1%	#DIV/0!	0.0%	0.0%	0.6%	0.0%	0.0%	0.0%	0.0%	0.0%	#DIV/0!	#DIV/0!
30-34	0.3%	#DIV/0!	0.0%	0.0%	1.8%	0.0%	0.0%	0.0%	0.0%	0.0%	#DIV/0!	#DIV/0!
35-39	1.4%	#DIV/0!	1.1%	2.2%	0.0%	1.8%	2.1%	2.2%	0.0%	1.3%	#DIV/0!	#DIV/0!
40-44	1.8%	#DIV/0!	1.5%	2.7%	2.4%	0.0%	3.1%	1.1%	0.0%	2.6%	#DIV/0!	#DIV/0!
45-49	3.3%	#DIV/0!	4.0%	1.8%	5.4%	5.3%	0.0%	1.1%	3.0%	5.2%	#DIV/0!	#DIV/0!
50-54	8.6%	#DIV/0!	6.9%	12.4%	6.5%	8.8%	7.3%	9.0%	9.0%	9.1%	#DIV/0!	#DIV/0!
55-59	15.0%	#DIV/0!	19.0%	13.3%	14.9%	17.5%	10.4%	7.9%	17.9%	14.3%	#DIV/0!	#DIV/0!
60-64	20.1%	#DIV/0!	17.2%	20.9%	20.8%	15.8%	21.9%	29.2%	16.4%	23.4%	#DIV/0!	#DIV/0!
65-69	22.8%	#DIV/0!	20.1%	21.8%	20.8%	22.8%	26.0%	24.7%	28.4%	28.6%	#DIV/0!	#DIV/0!
70-74	13.9%	#DIV/0!	15.7%	13.3%	17.3%	11.4%	12.5%	14.6%	11.9%	7.8%	#DIV/0!	#DIV/0!
>=75	12.7%	#DIV/0!	14.6%	11.6%	9.5%	16.7%	16.7%	10.1%	13.4%	7.8%	#DIV/0!	#DIV/0!
Total # of vehicles	1110	0	274	225	168	114	96	89	67	77	0	0
Average speed	64.1	#DIV/0!	64.2	63.4	63.2	64.6	65.8	64.5	65.5	63.0	#DIV/0!	#DIV/0!
St. Dev.	9.9	#DIV/0!	9.5	10.3	10.5	10.3	10.2	9.1	10.5	8.8	#DIV/0!	#DIV/0!
85th percentile	73.5	#NUM!	74.0	72.2	73.0	75.1	75.0	72.0	72.2	70.3	#NUM!	#NUM!
Min	28.0	0.0	37.0	36.0	28.0	35.0	39.7	37.1	46.0	39.7	0.0	0.0
Max	99.5	0.0	89.0	94.3	89.0	91.0	92.0	90.4	99.5	86.5	0.0	0.0
Range	71.5	0.0	52.0	58.3	61.0	56.0	52.3	53.3	53.5	46.8	0.0	0.0

Vehicle Speed (25-50 FT Vehicles)	Hour											
	Total	20:00-21:00	21:00-22:00	22:00-23:00	23:00-00:00	00:00-01:00	01:00-02:00	02:00-03:00	03:00-04:00	04:00-05:00	05:00-06:00	06:00-07:00
MPH												
< 10	0.0%	#DIV/0!	0.0%	0.0%	0.0%	0.0%	0.0%	0.0%	0.0%	0.0%	#DIV/0!	#DIV/0!
10-14	0.0%	#DIV/0!	0.0%	0.0%	0.0%	0.0%	0.0%	0.0%	0.0%	0.0%	#DIV/0!	#DIV/0!
15-19	0.3%	#DIV/0!	0.0%	0.0%	0.0%	0.0%	2.4%	0.0%	0.0%	0.0%	#DIV/0!	#DIV/0!
20-24	0.0%	#DIV/0!	0.0%	0.0%	0.0%	0.0%	0.0%	0.0%	0.0%	0.0%	#DIV/0!	#DIV/0!
25-29	0.3%	#DIV/0!	0.0%	0.0%	0.0%	0.0%	0.0%	3.6%	0.0%	0.0%	#DIV/0!	#DIV/0!
30-34	1.7%	#DIV/0!	1.3%	0.0%	3.5%	2.6%	4.8%	0.0%	0.0%	0.0%	#DIV/0!	#DIV/0!
35-39	2.9%	#DIV/0!	5.1%	0.0%	0.0%	5.1%	4.8%	7.1%	0.0%	0.0%	#DIV/0!	#DIV/0!
40-44	12.2%	#DIV/0!	13.9%	11.5%	10.5%	15.4%	9.5%	14.3%	13.0%	8.7%	#DIV/0!	#DIV/0!
45-49	16.9%	#DIV/0!	17.7%	21.2%	24.6%	12.8%	14.3%	14.3%	8.7%	8.7%	#DIV/0!	#DIV/0!
50-54	26.8%	#DIV/0!	34.2%	26.9%	22.8%	23.1%	19.0%	17.9%	34.8%	34.8%	#DIV/0!	#DIV/0!
55-59	18.7%	#DIV/0!	7.6%	19.2%	17.5%	17.9%	31.0%	21.4%	21.7%	30.4%	#DIV/0!	#DIV/0!
60-64	8.7%	#DIV/0!	8.9%	5.8%	7.0%	15.4%	4.8%	17.9%	4.3%	8.7%	#DIV/0!	#DIV/0!
65-69	4.7%	#DIV/0!	1.3%	11.5%	1.8%	2.6%	4.8%	3.6%	13.0%	4.3%	#DIV/0!	#DIV/0!
70-74	3.8%	#DIV/0!	6.3%	0.0%	7.0%	2.6%	4.8%	0.0%	0.0%	4.3%	#DIV/0!	#DIV/0!
>=75	2.9%	#DIV/0!	3.8%	3.8%	5.3%	2.6%	0.0%	0.0%	4.3%	0.0%	#DIV/0!	#DIV/0!
Total # of vehicle	343	0	79	52	57	39	42	28	23	23	0	0
Average speed	53.4	#DIV/0!	52.9	54.4	53.8	53.0	51.8	52.0	56.0	54.5	#DIV/0!	#DIV/0!
St. Dev.	9.8	#DIV/0!	10.2	8.8	10.6	9.7	10.3	9.1	11.6	7.1	#DIV/0!	#DIV/0!
85th percentile	61.7	#NUM!	60.5	62.9	63.0	61.2	59.2	60.5	65.3	59.4	#NUM!	#NUM!
Min	18.9	0.0	34.5	41.0	33.2	31.9	18.9	28.0	42.3	42.3	0.0	0.0
Max	98.2	0.0	93.0	81.0	95.6	80.0	72.2	68.3	98.2	71.0	0.0	0.0
Range	79.3	0.0	58.5	40.0	62.4	48.1	53.3	40.3	55.9	28.7	0.0	0.0

Vehicle Speed (50-75 FT Vehicles)	Hour											
	Total	20:00-21:00	21:00-22:00	22:00-23:00	23:00-00:00	00:00-01:00	01:00-02:00	02:00-03:00	03:00-04:00	04:00-05:00	05:00-06:00	06:00-07:00
MPH												
< 10	0.0%	#DIV/0!	0.0%	0.0%	0.0%	0.0%	0.0%	0.0%	0.0%	0.0%	#DIV/0!	#DIV/0!
10-14	0.0%	#DIV/0!	0.0%	0.0%	0.0%	0.0%	0.0%	0.0%	0.0%	0.0%	#DIV/0!	#DIV/0!
15-19	0.0%	#DIV/0!	0.0%	0.0%	0.0%	0.0%	0.0%	0.0%	0.0%	0.0%	#DIV/0!	#DIV/0!
20-24	0.0%	#DIV/0!	0.0%	0.0%	0.0%	0.0%	0.0%	0.0%	0.0%	0.0%	#DIV/0!	#DIV/0!
25-29	0.0%	#DIV/0!	0.0%	0.0%	0.0%	0.0%	0.0%	0.0%	0.0%	0.0%	#DIV/0!	#DIV/0!
30-34	1.9%	#DIV/0!	0.0%	0.0%	5.3%	0.0%	0.0%	8.3%	0.0%	0.0%	#DIV/0!	#DIV/0!
35-39	3.9%	#DIV/0!	7.1%	4.2%	5.3%	6.3%	0.0%	4.2%	0.0%	0.0%	#DIV/0!	#DIV/0!
40-44	14.9%	#DIV/0!	3.6%	16.7%	26.3%	18.8%	18.8%	12.5%	0.0%	28.6%	#DIV/0!	#DIV/0!
45-49	14.9%	#DIV/0!	10.7%	12.5%	21.1%	31.3%	18.8%	12.5%	0.0%	14.3%	#DIV/0!	#DIV/0!
50-54	22.1%	#DIV/0!	39.3%	29.2%	0.0%	18.8%	12.5%	25.0%	23.1%	14.3%	#DIV/0!	#DIV/0!
55-59	28.6%	#DIV/0!	21.4%	29.2%	36.8%	25.0%	31.3%	20.8%	53.8%	21.4%	#DIV/0!	#DIV/0!
60-64	11.0%	#DIV/0!	14.3%	4.2%	5.3%	0.0%	18.8%	12.5%	23.1%	14.3%	#DIV/0!	#DIV/0!
65-69	1.3%	#DIV/0!	3.6%	0.0%	0.0%	0.0%	0.0%	0.0%	0.0%	7.1%	#DIV/0!	#DIV/0!
70-74	1.3%	#DIV/0!	0.0%	4.2%	0.0%	0.0%	0.0%	4.2%	0.0%	0.0%	#DIV/0!	#DIV/0!
>=75	0.0%	#DIV/0!	0.0%	0.0%	0.0%	0.0%	0.0%	0.0%	0.0%	0.0%	#DIV/0!	#DIV/0!
Total # of vehicle	154	0	28	24	19	16	16	24	13	14	0	0
Average speed	52.0	#DIV/0!	53.2	52.1	49.7	48.7	52.4	51.3	56.9	52.4	#DIV/0!	#DIV/0!
St. Dev.	7.7	#DIV/0!	7.1	7.5	8.7	5.5	7.8	9.1	3.9	8.1	#DIV/0!	#DIV/0!
85th percentile	59.2	#NUM!	59.9	57.3	58.2	55.8	61.1	59.9	60.5	60.2	#NUM!	#NUM!
Min	33.2	0.0	35.8	37.1	34.5	39.7	41.0	33.2	50.1	42.3	0.0	0.0
Max	73.5	0.0	68.3	73.5	64.4	56.6	64.4	70.9	64.4	65.7	0.0	0.0
Range	40.3	0.0	32.5	36.4	29.9	16.9	23.4	37.7	14.3	23.4	0.0	0.0

Vehicle Speed (+75 FT Vehicles)	Hour											
	Total	20:00-21:00	21:00-22:00	22:00-23:00	23:00-00:00	00:00-01:00	01:00-02:00	02:00-03:00	03:00-04:00	04:00-05:00	05:00-06:00	06:00-07:00
MPH												
< 10	0.0%	#DIV/0!	0.0%	0.0%	0.0%	0.0%	0.0%	0.0%	0.0%	0.0%	#DIV/0!	#DIV/0!
10-14	0.0%	#DIV/0!	0.0%	0.0%	0.0%	0.0%	0.0%	0.0%	0.0%	0.0%	#DIV/0!	#DIV/0!
15-19	0.0%	#DIV/0!	0.0%	0.0%	0.0%	0.0%	0.0%	0.0%	0.0%	0.0%	#DIV/0!	#DIV/0!
20-24	0.0%	#DIV/0!	0.0%	0.0%	0.0%	0.0%	0.0%	0.0%	0.0%	0.0%	#DIV/0!	#DIV/0!
25-29	0.0%	#DIV/0!	0.0%	0.0%	0.0%	0.0%	0.0%	0.0%	0.0%	0.0%	#DIV/0!	#DIV/0!
30-34	0.0%	#DIV/0!	0.0%	0.0%	0.0%	0.0%	0.0%	0.0%	0.0%	0.0%	#DIV/0!	#DIV/0!
35-39	0.0%	#DIV/0!	0.0%	0.0%	0.0%	0.0%	0.0%	0.0%	0.0%	0.0%	#DIV/0!	#DIV/0!
40-44	5.7%	#DIV/0!	16.7%	0.0%	0.0%	0.0%	0.0%	0.0%	20.0%	0.0%	#DIV/0!	#DIV/0!
45-49	14.3%	#DIV/0!	16.7%	22.2%	0.0%	0.0%	0.0%	33.3%	20.0%	0.0%	#DIV/0!	#DIV/0!
50-54	20.0%	#DIV/0!	16.7%	11.1%	66.7%	50.0%	0.0%	0.0%	20.0%	20.0%	#DIV/0!	#DIV/0!
55-59	42.9%	#DIV/0!	50.0%	33.3%	33.3%	50.0%	0.0%	66.7%	20.0%	80.0%	#DIV/0!	#DIV/0!
60-64	11.4%	#DIV/0!	0.0%	22.2%	0.0%	0.0%	100.0%	0.0%	0.0%	0.0%	#DIV/0!	#DIV/0!
65-69	5.7%	#DIV/0!	0.0%	11.1%	0.0%	0.0%	0.0%	0.0%	20.0%	0.0%	#DIV/0!	#DIV/0!
70-74	0.0%	#DIV/0!	0.0%	0.0%	0.0%	0.0%	0.0%	0.0%	0.0%	0.0%	#DIV/0!	#DIV/0!
>=75	0.0%	#DIV/0!	0.0%	0.0%	0.0%	0.0%	0.0%	0.0%	0.0%	0.0%	#DIV/0!	#DIV/0!
Total # of vehicle	35	0	6	9	3	2	2	3	5	5	0	0
Average speed	54.9	#DIV/0!	51.6	56.1	53.2	54.0	63.7	54.0	53.6	56.0	#DIV/0!	#DIV/0!
St. Dev.	6.2	#DIV/0!	5.9	6.4	1.6	1.8	0.9	6.8	9.9	3.0	#DIV/0!	#DIV/0!
85th percentile	59.9	#NUM!	56.2	62.4	54.3	54.9	64.2	57.9	61.5	58.4	#NUM!	#NUM!
Min	43.6	0.0	44.0	46.2	52.0	52.7	63.1	46.2	43.6	51.4	0.0	0.0
Max	69.0	0.0	59.2	66.0	55.0	55.3	64.4	57.9	69.0	59.2	0.0	0.0
Range	25.4	0.0	15.2	19.8	3.0	2.6	1.3	11.7	25.4	7.8	0.0	0.0

Day 7 Beginning of Taper

Vehicle Speed (all vehicles)	Hour											
	Total	20:00-21:00	21:00-22:00	22:00-23:00	23:00-00:00	00:00-01:00	01:00-02:00	02:00-03:00	03:00-04:00	04:00-05:00	05:00-06:00	06:00-07:00
MPH												
< 10	0.0%	#DIV/0!	0.0%	0.0%	0.0%	0.0%	0.0%	0.0%	0.0%	0.0%	#DIV/0!	#DIV/0!
10-14	0.0%	#DIV/0!	0.0%	0.0%	0.0%	0.0%	0.0%	0.0%	0.0%	0.0%	#DIV/0!	#DIV/0!
15-19	0.1%	#DIV/0!	0.0%	0.0%	0.4%	0.0%	0.7%	0.0%	0.0%	0.0%	#DIV/0!	#DIV/0!
20-24	0.3%	#DIV/0!	0.0%	0.7%	0.4%	0.0%	0.7%	0.0%	0.0%	0.0%	#DIV/0!	#DIV/0!
25-29	1.3%	#DIV/0!	1.1%	1.4%	1.3%	1.9%	1.3%	1.5%	1.1%	0.9%	#DIV/0!	#DIV/0!
30-34	2.2%	#DIV/0!	2.8%	1.1%	3.4%	2.5%	3.3%	0.7%	2.1%	0.9%	#DIV/0!	#DIV/0!
35-39	5.0%	#DIV/0!	3.0%	5.1%	8.5%	5.0%	5.9%	5.1%	2.1%	4.4%	#DIV/0!	#DIV/0!
40-44	10.6%	#DIV/0!	9.7%	11.6%	13.2%	11.2%	11.1%	10.2%	9.5%	5.3%	#DIV/0!	#DIV/0!
45-49	16.2%	#DIV/0!	18.3%	16.7%	15.3%	17.4%	13.1%	13.1%	12.6%	19.5%	#DIV/0!	#DIV/0!
50-54	17.0%	#DIV/0!	14.1%	16.7%	14.5%	16.8%	17.6%	25.5%	21.1%	18.6%	#DIV/0!	#DIV/0!
55-59	16.0%	#DIV/0!	16.1%	14.1%	13.6%	19.9%	17.0%	13.1%	24.2%	15.0%	#DIV/0!	#DIV/0!
60-64	11.6%	#DIV/0!	11.9%	10.5%	11.9%	12.4%	10.5%	12.4%	11.6%	12.4%	#DIV/0!	#DIV/0!
65-69	9.7%	#DIV/0!	11.1%	12.0%	8.9%	6.2%	9.8%	6.6%	7.4%	12.4%	#DIV/0!	#DIV/0!
70-74	3.9%	#DIV/0!	4.4%	4.7%	3.4%	1.2%	3.3%	5.1%	3.2%	5.3%	#DIV/0!	#DIV/0!
>=75	5.9%	#DIV/0!	7.5%	5.4%	5.1%	5.6%	5.9%	6.6%	5.3%	4.4%	#DIV/0!	#DIV/0!
Total # of vehicles	1531	0	361	276	235	161	153	137	95	113	0	0
Average speed	54.7	#DIV/0!	55.6	54.9	53.2	53.7	54.2	54.7	55.4	55.6	#DIV/0!	#DIV/0!
St. Dev.	11.7	#DIV/0!	11.8	12.0	12.5	11.0	12.2	10.9	10.6	10.6	#DIV/0!	#DIV/0!
85th percentile	66.8	#NUM!	66.8	68.5	65.8	63.7	66.8	65.7	65.2	66.8	#NUM!	#NUM!
Min	16.2	0.0	25.7	22.5	19.4	27.8	16.2	25.7	29.9	23.6	0.0	0.0
Max	92.1	0.0	92.1	87.8	89.9	86.8	82.6	86.8	88.9	80.5	0.0	0.0
Range	75.8	0.0	66.4	65.3	70.6	59.0	66.4	61.1	59.0	56.9	0.0	0.0

Vehicle Speed (0-25 FT Vehicles)	Hour											
	Total	20:00-21:00	21:00-22:00	22:00-23:00	23:00-00:00	00:00-01:00	01:00-02:00	02:00-03:00	03:00-04:00	04:00-05:00	05:00-06:00	06:00-07:00
MPH												
< 10	0.0%	#DIV/0!	0.0%	0.0%	0.0%	0.0%	0.0%	0.0%	0.0%	0.0%	#DIV/0!	#DIV/0!
10-14	0.0%	#DIV/0!	0.0%	0.0%	0.0%	0.0%	0.0%	0.0%	0.0%	0.0%	#DIV/0!	#DIV/0!
15-19	0.2%	#DIV/0!	0.0%	0.0%	0.6%	0.0%	1.0%	0.0%	0.0%	0.0%	#DIV/0!	#DIV/0!
20-24	0.4%	#DIV/0!	0.0%	1.0%	0.6%	0.0%	0.0%	0.0%	0.0%	1.3%	#DIV/0!	#DIV/0!
25-29	1.1%	#DIV/0!	0.4%	1.5%	0.6%	1.8%	2.0%	2.5%	0.0%	1.3%	#DIV/0!	#DIV/0!
30-34	2.4%	#DIV/0!	2.7%	1.5%	3.5%	2.7%	3.1%	1.2%	3.5%	0.0%	#DIV/0!	#DIV/0!
35-39	3.2%	#DIV/0!	1.6%	3.6%	4.7%	2.7%	5.1%	2.5%	3.5%	4.0%	#DIV/0!	#DIV/0!
40-44	8.1%	#DIV/0!	8.9%	9.6%	9.9%	7.2%	5.1%	6.2%	8.8%	4.0%	#DIV/0!	#DIV/0!
45-49	12.8%	#DIV/0!	13.6%	14.2%	14.0%	10.8%	13.3%	8.6%	5.3%	16.0%	#DIV/0!	#DIV/0!
50-54	17.1%	#DIV/0!	13.6%	15.7%	15.8%	20.7%	16.3%	27.2%	21.1%	17.3%	#DIV/0!	#DIV/0!
55-59	17.0%	#DIV/0!	17.4%	14.2%	15.8%	23.4%	20.4%	14.8%	21.1%	10.7%	#DIV/0!	#DIV/0!
60-64	13.8%	#DIV/0!	12.8%	11.7%	14.6%	15.3%	12.2%	16.0%	14.0%	18.7%	#DIV/0!	#DIV/0!
65-69	12.4%	#DIV/0!	14.0%	15.2%	9.9%	7.2%	11.2%	9.9%	12.3%	17.3%	#DIV/0!	#DIV/0!
70-74	4.4%	#DIV/0!	5.8%	5.1%	4.1%	1.8%	3.1%	3.7%	3.5%	5.3%	#DIV/0!	#DIV/0!
>=75	7.1%	#DIV/0!	9.3%	6.6%	5.8%	6.3%	7.1%	7.4%	7.0%	4.0%	#DIV/0!	#DIV/0!
Total # of vehicles	1048	0	258	197	171	111	98	81	57	75	0	0
Average speed	56.4	#DIV/0!	57.8	56.4	55.1	55.7	55.6	56.3	56.9	57.0	#DIV/0!	#DIV/0!
St. Dev.	11.7	#DIV/0!	11.8	12.4	12.2	10.5	12.4	10.8	11.2	11.0	#DIV/0!	#DIV/0!
85th percentile	67.8	#NUM!	68.9	68.9	66.8	64.7	67.2	66.8	66.9	67.0	#NUM!	#NUM!
Min	16.2	0.0	27.8	22.5	19.4	28.9	16.2	25.7	33.1	23.6	0.0	0.0
Max	92.1	0.0	92.1	87.8	89.9	82.6	82.6	86.8	84.7	80.5	0.0	0.0
Range	75.8	0.0	64.3	65.3	70.6	53.7	66.4	61.1	51.6	56.9	0.0	0.0

		Hour										
Vehicle Speed (25-50 FT Vehicles)	Total	20:00-21:00	21:00-22:00	22:00-23:00	23:00-00:00	00:00-01:00	01:00-02:00	02:00-03:00	03:00-04:00	04:00-05:00	05:00-06:00	06:00-07:00
		MPH										
< 10	0.0%	#DIV/0!	0.0%	0.0%	0.0%	0.0%	0.0%	0.0%	0.0%	0.0%	#DIV/0!	#DIV/0!
10-14	0.0%	#DIV/0!	0.0%	0.0%	0.0%	0.0%	0.0%	0.0%	0.0%	0.0%	#DIV/0!	#DIV/0!
15-19	0.0%	#DIV/0!	0.0%	0.0%	0.0%	0.0%	0.0%	0.0%	0.0%	0.0%	#DIV/0!	#DIV/0!
20-24	0.0%	#DIV/0!	0.0%	0.0%	0.0%	0.0%	0.0%	0.0%	0.0%	0.0%	#DIV/0!	#DIV/0!
25-29	2.7%	#DIV/0!	4.4%	2.0%	5.1%	2.9%	0.0%	0.0%	5.0%	0.0%	#DIV/0!	#DIV/0!
30-34	2.0%	#DIV/0!	2.9%	0.0%	2.6%	2.9%	3.1%	0.0%	0.0%	4.5%	#DIV/0!	#DIV/0!
35-39	9.2%	#DIV/0!	7.4%	8.2%	15.4%	14.7%	12.5%	3.3%	0.0%	9.1%	#DIV/0!	#DIV/0!
40-44	15.0%	#DIV/0!	11.8%	14.3%	23.1%	11.8%	25.0%	13.3%	10.0%	9.1%	#DIV/0!	#DIV/0!
45-49	23.1%	#DIV/0!	32.4%	22.4%	15.4%	29.4%	9.4%	16.7%	25.0%	27.3%	#DIV/0!	#DIV/0!
50-54	16.0%	#DIV/0!	14.7%	14.3%	12.8%	5.9%	15.6%	33.3%	20.0%	18.2%	#DIV/0!	#DIV/0!
55-59	12.6%	#DIV/0!	8.8%	14.3%	7.7%	14.7%	9.4%	10.0%	25.0%	22.7%	#DIV/0!	#DIV/0!
60-64	7.1%	#DIV/0!	5.9%	12.2%	5.1%	5.9%	9.4%	3.3%	15.0%	0.0%	#DIV/0!	#DIV/0!
65-69	5.1%	#DIV/0!	5.9%	4.1%	10.3%	5.9%	6.3%	3.3%	0.0%	0.0%	#DIV/0!	#DIV/0!
70-74	3.7%	#DIV/0!	1.5%	6.1%	2.6%	0.0%	6.3%	10.0%	0.0%	4.5%	#DIV/0!	#DIV/0!
>=75	3.4%	#DIV/0!	4.4%	2.0%	0.0%	5.9%	3.1%	6.7%	0.0%	4.5%	#DIV/0!	#DIV/0!
Total # of vehicle	294	0	68	49	39	34	32	30	20	22	0	0
Average speed	50.9	#DIV/0!	49.7	52.5	48.1	50.1	51.7	53.9	51.9	50.6	#DIV/0!	#DIV/0!
St. Dev.	10.8	#DIV/0!	10.9	10.6	11.2	12.4	11.7	10.2	8.2	8.9	#DIV/0!	#DIV/0!
85th percentile	62.7	#NUM!	60.6	62.8	62.4	60.6	64.7	65.3	59.1	58.3	#NUM!	#NUM!
Min	25.7	0.0	25.7	26.7	29.9	27.8	32.0	36.2	29.9	34.6	0.0	0.0
Max	86.8	0.0	79.1	77.4	72.6	86.8	75.8	76.6	64.5	74.1	0.0	0.0
Range	61.1	0.0	53.4	50.7	42.7	59.0	43.8	40.4	34.6	39.6	0.0	0.0

		Hour										
Vehicle Speed (50-75 FT Vehicles)	Total	20:00-21:00	21:00-22:00	22:00-23:00	23:00-00:00	00:00-01:00	01:00-02:00	02:00-03:00	03:00-04:00	04:00-05:00	05:00-06:00	06:00-07:00
		MPH										
< 10	0.0%	#DIV/0!	0.0%	0.0%	0.0%	0.0%	0.0%	0.0%	0.0%	0.0%	#DIV/0!	#DIV/0!
10-14	0.0%	#DIV/0!	0.0%	0.0%	0.0%	0.0%	0.0%	0.0%	0.0%	0.0%	#DIV/0!	#DIV/0!
15-19	0.0%	#DIV/0!	0.0%	0.0%	0.0%	0.0%	0.0%	0.0%	0.0%	0.0%	#DIV/0!	#DIV/0!
20-24	0.8%	#DIV/0!	0.0%	0.0%	0.0%	0.0%	6.3%	0.0%	0.0%	0.0%	#DIV/0!	#DIV/0!
25-29	0.0%	#DIV/0!	0.0%	0.0%	0.0%	0.0%	0.0%	0.0%	0.0%	0.0%	#DIV/0!	#DIV/0!
30-34	2.5%	#DIV/0!	4.2%	0.0%	5.9%	0.0%	6.3%	0.0%	0.0%	0.0%	#DIV/0!	#DIV/0!
35-39	10.0%	#DIV/0!	8.3%	9.5%	23.5%	0.0%	0.0%	22.2%	0.0%	0.0%	#DIV/0!	#DIV/0!
40-44	23.3%	#DIV/0!	12.5%	28.6%	23.5%	55.6%	18.8%	22.2%	20.0%	20.0%	#DIV/0!	#DIV/0!
45-49	28.3%	#DIV/0!	33.3%	23.8%	23.5%	33.3%	25.0%	22.2%	40.0%	40.0%	#DIV/0!	#DIV/0!
50-54	16.7%	#DIV/0!	20.8%	23.8%	5.9%	11.1%	12.5%	11.1%	20.0%	40.0%	#DIV/0!	#DIV/0!
55-59	11.7%	#DIV/0!	16.7%	14.3%	5.9%	0.0%	12.5%	11.1%	20.0%	0.0%	#DIV/0!	#DIV/0!
60-64	3.3%	#DIV/0!	4.2%	0.0%	5.9%	0.0%	6.3%	5.6%	0.0%	0.0%	#DIV/0!	#DIV/0!
65-69	0.8%	#DIV/0!	0.0%	0.0%	0.0%	0.0%	6.3%	0.0%	0.0%	0.0%	#DIV/0!	#DIV/0!
70-74	0.0%	#DIV/0!	0.0%	0.0%	0.0%	0.0%	0.0%	0.0%	0.0%	0.0%	#DIV/0!	#DIV/0!
>=75	2.5%	#DIV/0!	0.0%	0.0%	5.9%	0.0%	6.3%	5.6%	0.0%	0.0%	#DIV/0!	#DIV/0!
Total # of vehicle	120	0	24	21	17	9	16	18	10	5	0	0
Average speed	48.3	#DIV/0!	48.8	47.5	46.9	44.6	50.8	48.7	49.5	49.5	#DIV/0!	#DIV/0!
St. Dev.	9.2	#DIV/0!	7.0	6.2	12.6	4.1	13.4	11.6	5.0	5.4	#DIV/0!	#DIV/0!
85th percentile	56.2	#NUM!	56.3	54.8	55.1	47.6	60.3	56.1	54.1	53.6	#NUM!	#NUM!
Min	24.6	0.0	30.5	35.4	31.0	40.4	24.6	36.2	41.5	40.4	0.0	0.0
Max	84.7	0.0	60.5	56.2	84.7	52.4	81.5	83.6	57.3	54.1	0.0	0.0
Range	60.0	0.0	29.9	20.9	53.7	11.9	56.9	47.4	15.8	13.7	0.0	0.0



Vehicle Speed (+75 FT Vehicles)	Hour											
	Total	20:00-21:00	21:00-22:00	22:00-23:00	23:00-00:00	00:00-01:00	01:00-02:00	02:00-03:00	03:00-04:00	04:00-05:00	05:00-06:00	06:00-07:00
MPH												
< 10	0.0%	#DIV/0!	0.0%	0.0%	0.0%	0.0%	0.0%	0.0%	0.0%	0.0%	#DIV/0!	#DIV/0!
10-14	0.0%	#DIV/0!	0.0%	0.0%	0.0%	0.0%	0.0%	0.0%	0.0%	0.0%	#DIV/0!	#DIV/0!
15-19	0.0%	#DIV/0!	0.0%	0.0%	0.0%	0.0%	0.0%	0.0%	0.0%	0.0%	#DIV/0!	#DIV/0!
20-24	0.0%	#DIV/0!	0.0%	0.0%	0.0%	0.0%	0.0%	0.0%	0.0%	0.0%	#DIV/0!	#DIV/0!
25-29	0.0%	#DIV/0!	0.0%	0.0%	0.0%	0.0%	0.0%	0.0%	0.0%	0.0%	#DIV/0!	#DIV/0!
30-34	0.0%	#DIV/0!	0.0%	0.0%	0.0%	0.0%	0.0%	0.0%	0.0%	0.0%	#DIV/0!	#DIV/0!
35-39	4.3%	#DIV/0!	0.0%	11.1%	25.0%	0.0%	0.0%	0.0%	0.0%	0.0%	#DIV/0!	#DIV/0!
40-44	7.2%	#DIV/0!	9.1%	0.0%	12.5%	14.3%	14.3%	12.5%	0.0%	0.0%	#DIV/0!	#DIV/0!
45-49	17.4%	#DIV/0!	9.1%	22.2%	25.0%	42.9%	0.0%	25.0%	0.0%	18.2%	#DIV/0!	#DIV/0!
50-54	21.7%	#DIV/0!	9.1%	33.3%	12.5%	14.3%	57.1%	12.5%	25.0%	18.2%	#DIV/0!	#DIV/0!
55-59	23.2%	#DIV/0!	27.3%	11.1%	12.5%	14.3%	14.3%	12.5%	50.0%	36.4%	#DIV/0!	#DIV/0!
60-64	11.6%	#DIV/0!	45.5%	0.0%	0.0%	14.3%	0.0%	25.0%	0.0%	0.0%	#DIV/0!	#DIV/0!
65-69	4.3%	#DIV/0!	0.0%	11.1%	0.0%	0.0%	14.3%	0.0%	0.0%	9.1%	#DIV/0!	#DIV/0!
70-74	4.3%	#DIV/0!	0.0%	0.0%	0.0%	0.0%	0.0%	12.5%	12.5%	9.1%	#DIV/0!	#DIV/0!
>=75	5.8%	#DIV/0!	0.0%	11.1%	12.5%	0.0%	0.0%	0.0%	12.5%	9.1%	#DIV/0!	#DIV/0!
Total # of vehicle	69	0	11	9	8	7	7	8	8	11	0	0
Average speed	55.7	#DIV/0!	56.9	55.0	51.7	51.2	53.9	55.1	61.1	58.4	#DIV/0!	#DIV/0!
St. Dev.	10.6	#DIV/0!	6.6	13.3	16.2	6.4	7.0	9.7	12.6	9.7	#DIV/0!	#DIV/0!
85th percentile	64.2	#NUM!	62.3	67.0	59.1	56.2	58.9	64.4	70.2	69.8	#NUM!	#NUM!
Min	36.2	0.0	43.5	36.2	37.3	41.8	44.3	43.5	53.1	45.7	0.0	0.0
Max	88.9	0.0	62.6	81.5	87.8	61.5	66.9	70.2	88.9	75.2	0.0	0.0
Range	52.7	0.0	19.1	45.3	50.6	19.7	22.7	26.7	35.8	29.5	0.0	0.0











Day 7 End of Taper

Vehicle Speed (all vehicles)	Hour											
	Total	20:00-21:00	21:00-22:00	22:00-23:00	23:00-00:00	00:00-01:00	01:00-02:00	02:00-03:00	03:00-04:00	04:00-05:00	05:00-06:00	06:00-07:00
MPH												
< 10	0.0%	#DIV/0!	0.0%	0.0%	0.0%	0.0%	0.0%	0.0%	0.0%	0.0%	#DIV/0!	#DIV/0!
10-14	0.1%	#DIV/0!	0.0%	0.6%	0.0%	0.0%	0.0%	0.0%	0.0%	0.0%	#DIV/0!	#DIV/0!
15-19	0.1%	#DIV/0!	0.0%	0.3%	0.0%	0.0%	0.6%	0.0%	0.0%	0.0%	#DIV/0!	#DIV/0!
20-24	0.4%	#DIV/0!	0.3%	0.3%	0.8%	1.1%	0.6%	0.0%	0.0%	0.0%	#DIV/0!	#DIV/0!
25-29	2.1%	#DIV/0!	1.8%	3.8%	3.8%	2.1%	1.2%	0.7%	0.0%	0.0%	#DIV/0!	#DIV/0!
30-34	4.4%	#DIV/0!	3.3%	4.4%	9.4%	5.3%	4.9%	2.0%	0.9%	0.9%	#DIV/0!	#DIV/0!
35-39	15.4%	#DIV/0!	16.0%	23.5%	19.2%	18.6%	11.1%	9.2%	5.2%	1.7%	#DIV/0!	#DIV/0!
40-44	19.1%	#DIV/0!	24.0%	22.3%	20.3%	19.7%	21.6%	12.5%	7.8%	6.8%	#DIV/0!	#DIV/0!
45-49	20.0%	#DIV/0!	20.3%	20.4%	14.3%	27.7%	15.4%	19.7%	21.6%	23.9%	#DIV/0!	#DIV/0!
50-54	18.0%	#DIV/0!	18.0%	13.2%	13.9%	11.2%	20.4%	24.3%	29.3%	29.1%	#DIV/0!	#DIV/0!
55-59	10.6%	#DIV/0!	9.8%	7.2%	10.5%	8.5%	13.0%	14.5%	14.7%	13.7%	#DIV/0!	#DIV/0!
60-64	6.4%	#DIV/0!	6.0%	2.8%	4.5%	4.3%	9.3%	11.8%	7.8%	12.8%	#DIV/0!	#DIV/0!
65-69	2.0%	#DIV/0!	0.3%	0.9%	2.6%	1.1%	0.0%	3.9%	6.9%	6.8%	#DIV/0!	#DIV/0!
70-74	0.5%	#DIV/0!	0.3%	0.0%	0.4%	0.0%	1.2%	0.0%	1.7%	2.6%	#DIV/0!	#DIV/0!
>=75	0.8%	#DIV/0!	0.3%	0.3%	0.4%	0.5%	0.6%	1.3%	4.3%	1.7%	#DIV/0!	#DIV/0!
Total # of vehicles	1720	0	400	319	266	188	162	152	116	117	0	0
Average speed	47.4	#DIV/0!	46.8	44.3	45.2	45.6	48.3	51.0	53.8	53.9	#DIV/0!	#DIV/0!
St. Dev.	9.6	#DIV/0!	8.2	9.0	9.9	8.8	9.6	9.1	10.1	8.7	#DIV/0!	#DIV/0!
85th percentile	56.9	#NUM!	55.8	53.5	56.2	54.6	56.9	61.5	62.6	63.5	#NUM!	#NUM!
Min	12.3	0.0	24.9	12.3	23.7	21.5	18.0	26.0	31.8	31.8	0.0	0.0
Max	91.2	0.0	77.5	84.4	74.1	84.4	79.8	77.5	91.2	90.1	0.0	0.0
Range	78.9	0.0	52.6	72.0	50.3	62.9	61.8	51.5	59.5	58.3	0.0	0.0

Vehicle Speed (0-25 FT Vehicles)	Hour											
	Total	20:00-21:00	21:00-22:00	22:00-23:00	23:00-00:00	00:00-01:00	01:00-02:00	02:00-03:00	03:00-04:00	04:00-05:00	05:00-06:00	06:00-07:00
MPH												
< 10	0.0%	#DIV/0!	0.0%	0.0%	0.0%	0.0%	0.0%	0.0%	0.0%	0.0%	#DIV/0!	#DIV/0!
10-14	0.2%	#DIV/0!	0.0%	0.9%	0.0%	0.0%	0.0%	0.0%	0.0%	0.0%	#DIV/0!	#DIV/0!
15-19	0.1%	#DIV/0!	0.0%	0.0%	0.0%	0.0%	1.0%	0.0%	0.0%	0.0%	#DIV/0!	#DIV/0!
20-24	0.3%	#DIV/0!	0.0%	0.4%	0.0%	0.8%	1.0%	0.0%	0.0%	0.0%	#DIV/0!	#DIV/0!
25-29	1.8%	#DIV/0!	1.4%	3.5%	2.7%	2.3%	0.0%	1.1%	0.0%	0.0%	#DIV/0!	#DIV/0!
30-34	3.6%	#DIV/0!	2.7%	2.6%	8.5%	3.8%	2.0%	3.2%	1.5%	1.3%	#DIV/0!	#DIV/0!
35-39	12.1%	#DIV/0!	11.3%	21.9%	15.4%	13.7%	6.0%	3.2%	3.0%	1.3%	#DIV/0!	#DIV/0!
40-44	17.4%	#DIV/0!	22.7%	19.7%	18.6%	17.6%	20.0%	7.5%	7.5%	3.9%	#DIV/0!	#DIV/0!
45-49	18.8%	#DIV/0!	20.6%	21.5%	12.2%	29.0%	15.0%	12.9%	13.4%	19.5%	#DIV/0!	#DIV/0!
50-54	19.2%	#DIV/0!	21.0%	14.9%	18.1%	13.7%	21.0%	26.9%	20.9%	24.7%	#DIV/0!	#DIV/0!
55-59	13.6%	#DIV/0!	12.4%	9.6%	13.3%	10.7%	20.0%	19.4%	19.4%	15.6%	#DIV/0!	#DIV/0!
60-64	8.4%	#DIV/0!	6.9%	3.5%	6.4%	6.1%	12.0%	18.3%	13.4%	16.9%	#DIV/0!	#DIV/0!
65-69	2.9%	#DIV/0!	0.3%	1.3%	3.7%	1.5%	0.0%	6.5%	10.4%	10.4%	#DIV/0!	#DIV/0!
70-74	0.8%	#DIV/0!	0.3%	0.0%	0.5%	0.0%	2.0%	0.0%	3.0%	3.9%	#DIV/0!	#DIV/0!
>=75	0.9%	#DIV/0!	0.3%	0.0%	0.5%	0.8%	0.0%	1.1%	7.5%	2.6%	#DIV/0!	#DIV/0!
Total # of vehicles	1175	0	291	228	188	131	100	93	67	77	0	0
Average speed	49.0	#DIV/0!	48.1	45.2	47.2	47.3	50.4	53.7	57.0	55.9	#DIV/0!	#DIV/0!
St. Dev.	9.8	#DIV/0!	8.1	9.1	10.0	9.1	9.2	9.3	11.4	9.5	#DIV/0!	#DIV/0!
85th percentile	59.2	#NUM!	56.9	54.6	57.0	56.9	58.2	63.8	67.3	65.8	#NUM!	#NUM!
Min	12.3	0.0	27.2	12.3	26.0	23.7	18.0	26.0	31.8	31.8	0.0	0.0
Max	91.2	0.0	77.5	67.2	74.1	84.4	71.8	76.4	91.2	90.1	0.0	0.0
Range	78.9	0.0	50.3	54.9	48.0	60.6	53.8	50.3	59.5	58.3	0.0	0.0

Vehicle Speed (25-50 FT Vehicles)	Hour											
	Total	20:00-21:00	21:00-22:00	22:00-23:00	23:00-00:00	00:00-01:00	01:00-02:00	02:00-03:00	03:00-04:00	04:00-05:00	05:00-06:00	06:00-07:00
MPH												
< 10	0.0%	#DIV/0!	0.0%	0.0%	0.0%	0.0%	0.0%	0.0%	0.0%	0.0%	#DIV/0!	#DIV/0!
10-14	0.0%	#DIV/0!	0.0%	0.0%	0.0%	0.0%	0.0%	0.0%	0.0%	0.0%	#DIV/0!	#DIV/0!
15-19	0.3%	#DIV/0!	0.0%	2.0%	0.0%	0.0%	0.0%	0.0%	0.0%	0.0%	#DIV/0!	#DIV/0!
20-24	0.7%	#DIV/0!	1.5%	0.0%	2.7%	0.0%	0.0%	0.0%	0.0%	0.0%	#DIV/0!	#DIV/0!
25-29	2.0%	#DIV/0!	3.0%	2.0%	2.7%	2.9%	3.2%	0.0%	0.0%	0.0%	#DIV/0!	#DIV/0!
30-34	2.7%	#DIV/0!	4.5%	2.0%	5.4%	2.9%	3.2%	0.0%	0.0%	0.0%	#DIV/0!	#DIV/0!
35-39	20.8%	#DIV/0!	25.8%	31.4%	32.4%	20.6%	3.2%	18.5%	8.0%	4.5%	#DIV/0!	#DIV/0!
40-44	24.9%	#DIV/0!	25.8%	31.4%	27.0%	29.4%	35.5%	14.8%	12.0%	9.1%	#DIV/0!	#DIV/0!
45-49	25.3%	#DIV/0!	19.7%	23.5%	24.3%	32.4%	22.6%	29.6%	36.0%	22.7%	#DIV/0!	#DIV/0!
50-54	15.4%	#DIV/0!	13.6%	3.9%	2.7%	8.8%	25.8%	14.8%	32.0%	45.5%	#DIV/0!	#DIV/0!
55-59	5.1%	#DIV/0!	3.0%	2.0%	2.7%	2.9%	0.0%	14.8%	12.0%	13.6%	#DIV/0!	#DIV/0!
60-64	2.0%	#DIV/0!	3.0%	0.0%	0.0%	0.0%	6.5%	3.7%	0.0%	4.5%	#DIV/0!	#DIV/0!
65-69	0.0%	#DIV/0!	0.0%	0.0%	0.0%	0.0%	0.0%	0.0%	0.0%	0.0%	#DIV/0!	#DIV/0!
70-74	0.0%	#DIV/0!	0.0%	0.0%	0.0%	0.0%	0.0%	0.0%	0.0%	0.0%	#DIV/0!	#DIV/0!
>=75	0.7%	#DIV/0!	0.0%	2.0%	0.0%	0.0%	0.0%	3.7%	0.0%	0.0%	#DIV/0!	#DIV/0!
Total # of vehicle	293	0	66	51	37	34	31	27	25	22	0	0
Average speed	44.9	#DIV/0!	43.7	42.6	41.4	43.6	46.8	48.6	48.5	50.7	#DIV/0!	#DIV/0!
St. Dev.	7.6	#DIV/0!	7.6	8.7	6.3	5.1	7.0	9.1	5.2	5.4	#DIV/0!	#DIV/0!
85th percentile	52.3	#NUM!	51.2	48.3	47.3	46.7	54.1	58.1	53.9	56.6	#NUM!	#NUM!
Min	19.2	0.0	24.9	19.2	23.7	28.3	29.5	36.3	38.6	37.5	0.0	0.0
Max	84.4	0.0	64.9	84.4	55.8	56.9	61.5	77.5	58.1	60.3	0.0	0.0
Range	65.2	0.0	40.0	65.2	32.0	28.6	32.0	41.2	19.4	22.9	0.0	0.0

Vehicle Speed (50-75 FT Vehicles)	Hour											
	Total	20:00-21:00	21:00-22:00	22:00-23:00	23:00-00:00	00:00-01:00	01:00-02:00	02:00-03:00	03:00-04:00	04:00-05:00	05:00-06:00	06:00-07:00
MPH												
< 10	0.0%	#DIV/0!	0.0%	0.0%	0.0%	0.0%	0.0%	0.0%	0.0%	0.0%	#DIV/0!	#DIV/0!
10-14	0.0%	#DIV/0!	0.0%	0.0%	0.0%	0.0%	0.0%	0.0%	0.0%	0.0%	#DIV/0!	#DIV/0!
15-19	0.0%	#DIV/0!	0.0%	0.0%	0.0%	0.0%	0.0%	0.0%	0.0%	0.0%	#DIV/0!	#DIV/0!
20-24	1.2%	#DIV/0!	0.0%	0.0%	3.8%	6.3%	0.0%	0.0%	0.0%	0.0%	#DIV/0!	#DIV/0!
25-29	3.1%	#DIV/0!	3.1%	8.7%	7.7%	0.0%	0.0%	0.0%	0.0%	0.0%	#DIV/0!	#DIV/0!
30-34	13.0%	#DIV/0!	6.3%	17.4%	26.9%	25.0%	19.0%	0.0%	0.0%	0.0%	#DIV/0!	#DIV/0!
35-39	25.9%	#DIV/0!	25.0%	17.4%	23.1%	43.8%	47.6%	25.0%	8.3%	0.0%	#DIV/0!	#DIV/0!
40-44	21.6%	#DIV/0!	34.4%	30.4%	15.4%	12.5%	19.0%	16.7%	8.3%	25.0%	#DIV/0!	#DIV/0!
45-49	18.5%	#DIV/0!	18.8%	13.0%	15.4%	6.3%	4.8%	37.5%	25.0%	37.5%	#DIV/0!	#DIV/0!
50-54	14.2%	#DIV/0!	6.3%	13.0%	3.8%	0.0%	9.5%	20.8%	58.3%	37.5%	#DIV/0!	#DIV/0!
55-59	1.9%	#DIV/0!	3.1%	0.0%	3.8%	6.3%	0.0%	0.0%	0.0%	0.0%	#DIV/0!	#DIV/0!
60-64	0.6%	#DIV/0!	3.1%	0.0%	0.0%	0.0%	0.0%	0.0%	0.0%	0.0%	#DIV/0!	#DIV/0!
65-69	0.0%	#DIV/0!	0.0%	0.0%	0.0%	0.0%	0.0%	0.0%	0.0%	0.0%	#DIV/0!	#DIV/0!
70-74	0.0%	#DIV/0!	0.0%	0.0%	0.0%	0.0%	0.0%	0.0%	0.0%	0.0%	#DIV/0!	#DIV/0!
>=75	0.0%	#DIV/0!	0.0%	0.0%	0.0%	0.0%	0.0%	0.0%	0.0%	0.0%	#DIV/0!	#DIV/0!
Total # of vehicle	162	0	32	23	26	16	21	24	12	8	0	0
Average speed	41.8	#DIV/0!	42.7	40.4	38.3	37.4	39.3	45.1	49.2	47.6	#DIV/0!	#DIV/0!
St. Dev.	7.4	#DIV/0!	6.9	7.1	8.4	7.7	5.9	4.4	5.1	3.1	#DIV/0!	#DIV/0!
85th percentile	50.1	#NUM!	47.8	46.3	47.2	42.6	43.2	50.1	53.9	50.1	#NUM!	#NUM!
Min	21.5	0.0	27.2	27.2	23.7	21.5	31.8	38.6	37.5	42.0	0.0	0.0
Max	60.3	0.0	60.3	53.5	55.8	56.9	54.6	51.2	54.6	51.2	0.0	0.0
Range	38.9	0.0	33.2	26.3	32.0	35.5	22.9	12.6	17.2	9.1	0.0	0.0

Vehicle Speed (+75 FT Vehicles)	Hour												
	Total	20:00-21:00	21:00-22:00	22:00-23:00	23:00-00:00	00:00-01:00	01:00-02:00	02:00-03:00	03:00-04:00	04:00-05:00	05:00-06:00	06:00-07:00	
MPH													
< 10		0.0% #DIV/0!	0.0%	0.0%	0.0%	0.0%	0.0%	0.0%	0.0%	0.0%	0.0% #DIV/0!	#DIV/0!	
10-14		0.0% #DIV/0!	0.0%	0.0%	0.0%	0.0%	0.0%	0.0%	0.0%	0.0%	0.0% #DIV/0!	#DIV/0!	
15-19		0.0% #DIV/0!	0.0%	0.0%	0.0%	0.0%	0.0%	0.0%	0.0%	0.0%	0.0% #DIV/0!	#DIV/0!	
20-24		0.0% #DIV/0!	0.0%	0.0%	0.0%	0.0%	0.0%	0.0%	0.0%	0.0%	0.0% #DIV/0!	#DIV/0!	
25-29		4.4% #DIV/0!	0.0%	5.9%	13.3%	0.0%	10.0%	0.0%	0.0%	0.0%	0.0% #DIV/0!	#DIV/0!	
30-34		4.4% #DIV/0!	0.0%	17.6%	0.0%	0.0%	10.0%	0.0%	0.0%	0.0%	0.0% #DIV/0!	#DIV/0!	
35-39		22.2% #DIV/0!	54.5%	29.4%	26.7%	42.9%	10.0%	0.0%	8.3%	0.0%	0.0% #DIV/0!	#DIV/0!	
40-44		18.9% #DIV/0!	18.2%	17.6%	33.3%	28.6%	0.0%	50.0%	0.0%	10.0%	0.0% #DIV/0!	#DIV/0!	
45-49		21.1% #DIV/0!	18.2%	5.9%	13.3%	28.6%	20.0%	12.5%	33.3%	50.0%	0.0% #DIV/0!	#DIV/0!	
50-54		17.8% #DIV/0!	0.0%	17.6%	6.7%	0.0%	20.0%	37.5%	41.7%	20.0%	0.0% #DIV/0!	#DIV/0!	
55-59		4.4% #DIV/0!	0.0%	0.0%	6.7%	0.0%	10.0%	0.0%	8.3%	10.0%	0.0% #DIV/0!	#DIV/0!	
60-64		4.4% #DIV/0!	9.1%	5.9%	0.0%	0.0%	10.0%	0.0%	0.0%	10.0%	0.0% #DIV/0!	#DIV/0!	
65-69		1.1% #DIV/0!	0.0%	0.0%	0.0%	0.0%	0.0%	0.0%	8.3%	0.0%	0.0% #DIV/0!	#DIV/0!	
70-74		0.0% #DIV/0!	0.0%	0.0%	0.0%	0.0%	0.0%	0.0%	0.0%	0.0%	0.0% #DIV/0!	#DIV/0!	
>=75		1.1% #DIV/0!	0.0%	0.0%	0.0%	0.0%	10.0%	0.0%	0.0%	0.0%	0.0% #DIV/0!	#DIV/0!	
Total # of vehicle	90	0	11	17	15	7	10	8	12	10	0	0	
Average speed	45.6	#DIV/0!	43.0	42.5	41.8	41.9	50.2	46.0	51.5	50.3	#DIV/0!	#DIV/0!	
St. Dev.	9.3	#DIV/0!	8.5	8.9	8.8	3.6	15.2	4.5	7.4	6.4	#DIV/0!	#DIV/0!	
85th percentile	54.2	#NUM!	47.8	53.0	48.9	45.7	62.5	51.1	56.2	55.4	#NUM!	#NUM!	
Min	26.0	0.0	35.2	28.3	26.0	37.5	29.5	40.9	39.8	40.9	0.0	0.0	
Max	79.8	0.0	64.9	60.3	59.2	47.8	79.8	52.3	68.4	63.8	0.0	0.0	
Range	53.8	0.0	29.7	32.0	33.2	10.3	50.3	11.4	28.6	22.9	0.0	0.0	

Day 7 1<sup>st</sup> WZ

Vehicle Speed (all vehicles)	Hour											
	Total	20:00-21:00	21:00-22:00	22:00-23:00	23:00-00:00	00:00-01:00	01:00-02:00	02:00-03:00	03:00-04:00	04:00-05:00	05:00-06:00	06:00-07:00
MPH												
< 10	2.1%	#DIV/0!	0.5%	0.0%	8.7%	0.0%	3.6%	0.0%	5.1%	0.0%	#DIV/0!	#DIV/0!
10-14	1.1%	#DIV/0!	1.3%	0.0%	2.9%	0.5%	3.6%	0.0%	0.0%	0.0%	#DIV/0!	#DIV/0!
15-19	2.4%	#DIV/0!	3.6%	0.3%	3.7%	2.2%	6.6%	0.6%	0.0%	0.0%	#DIV/0!	#DIV/0!
20-24	3.2%	#DIV/0!	2.8%	3.3%	2.1%	4.9%	6.6%	3.2%	1.7%	0.0%	#DIV/0!	#DIV/0!
25-29	6.7%	#DIV/0!	6.2%	3.3%	8.7%	8.7%	16.9%	5.8%	2.6%	0.0%	#DIV/0!	#DIV/0!
30-34	12.6%	#DIV/0!	14.5%	11.2%	8.7%	18.5%	19.3%	14.2%	7.7%	1.8%	#DIV/0!	#DIV/0!
35-39	18.7%	#DIV/0!	22.0%	23.4%	17.0%	19.6%	19.9%	20.0%	8.5%	3.5%	#DIV/0!	#DIV/0!
40-44	24.4%	#DIV/0!	25.3%	32.6%	23.2%	23.4%	14.5%	25.2%	24.8%	15.9%	#DIV/0!	#DIV/0!
45-49	15.2%	#DIV/0!	15.2%	17.4%	12.9%	14.1%	5.4%	14.8%	23.9%	21.2%	#DIV/0!	#DIV/0!
50-54	8.3%	#DIV/0!	7.0%	5.6%	8.7%	5.4%	2.4%	9.7%	14.5%	23.9%	#DIV/0!	#DIV/0!
55-59	3.0%	#DIV/0!	1.0%	2.3%	1.7%	2.7%	0.6%	5.2%	5.1%	13.3%	#DIV/0!	#DIV/0!
60-64	1.2%	#DIV/0!	0.5%	0.3%	0.8%	0.0%	0.6%	0.6%	3.4%	8.0%	#DIV/0!	#DIV/0!
65-69	0.8%	#DIV/0!	0.0%	0.3%	0.8%	0.0%	0.0%	0.6%	0.9%	7.1%	#DIV/0!	#DIV/0!
70-74	0.3%	#DIV/0!	0.0%	0.0%	0.0%	0.0%	0.0%	0.0%	0.9%	3.5%	#DIV/0!	#DIV/0!
>=75	0.2%	#DIV/0!	0.0%	0.0%	0.0%	0.0%	0.0%	0.0%	0.9%	1.8%	#DIV/0!	#DIV/0!
Total # of vehicles	1667	0	387	304	241	184	166	155	117	113	0	0
Average speed	39.5	#DIV/0!	38.6	40.9	36.0	38.2	32.2	41.1	43.4	52.5	#DIV/0!	#DIV/0!
St. Dev.	11.1	#DIV/0!	9.4	7.5	14.0	8.8	10.6	9.0	12.8	9.1	#DIV/0!	#DIV/0!
85th percentile	49.6	#NUM!	48.4	47.2	48.4	47.2	42.4	50.8	53.9	61.5	#NUM!	#NUM!
Min	-2.8	0.0	9.1	18.6	-2.8	13.9	6.7	19.8	3.1	30.5	0.0	0.0
Max	77.0	0.0	62.7	69.8	68.6	57.9	63.9	65.1	75.8	77.0	0.0	0.0
Range	79.8	0.0	53.6	51.2	71.4	44.1	57.1	45.2	72.6	46.4	0.0	0.0

Vehicle Speed (0-25 FT Vehicles)	Hour											
	Total	20:00-21:00	21:00-22:00	22:00-23:00	23:00-00:00	00:00-01:00	01:00-02:00	02:00-03:00	03:00-04:00	04:00-05:00	05:00-06:00	06:00-07:00
MPH												
< 10	2.5%	#DIV/0!	0.7%	0.0%	10.7%	0.0%	3.6%	0.0%	5.6%	0.0%	#DIV/0!	#DIV/0!
10-14	1.2%	#DIV/0!	1.3%	0.0%	3.4%	0.0%	3.6%	0.0%	0.0%	0.0%	#DIV/0!	#DIV/0!
15-19	1.9%	#DIV/0!	3.4%	0.4%	2.3%	1.5%	4.5%	0.0%	0.0%	0.0%	#DIV/0!	#DIV/0!
20-24	2.2%	#DIV/0!	2.7%	2.2%	1.7%	1.5%	5.4%	1.0%	1.4%	0.0%	#DIV/0!	#DIV/0!
25-29	6.4%	#DIV/0!	6.1%	3.1%	8.5%	9.2%	15.3%	4.2%	2.8%	0.0%	#DIV/0!	#DIV/0!
30-34	9.3%	#DIV/0!	12.8%	8.5%	5.1%	12.2%	15.3%	4.2%	5.6%	2.9%	#DIV/0!	#DIV/0!
35-39	18.3%	#DIV/0!	18.5%	21.9%	16.4%	22.9%	22.5%	22.9%	5.6%	2.9%	#DIV/0!	#DIV/0!
40-44	25.1%	#DIV/0!	27.3%	34.4%	21.5%	24.4%	17.1%	27.1%	23.6%	8.6%	#DIV/0!	#DIV/0!
45-49	16.9%	#DIV/0!	16.8%	19.2%	15.8%	16.8%	8.1%	18.8%	19.4%	21.4%	#DIV/0!	#DIV/0!
50-54	10.3%	#DIV/0!	8.8%	7.1%	11.3%	7.6%	2.7%	12.5%	20.8%	27.1%	#DIV/0!	#DIV/0!
55-59	3.6%	#DIV/0!	1.3%	2.2%	2.3%	3.8%	0.9%	7.3%	6.9%	15.7%	#DIV/0!	#DIV/0!
60-64	1.4%	#DIV/0!	0.3%	0.4%	1.1%	0.0%	0.9%	1.0%	4.2%	10.0%	#DIV/0!	#DIV/0!
65-69	0.8%	#DIV/0!	0.0%	0.4%	0.0%	0.0%	0.0%	1.0%	1.4%	8.6%	#DIV/0!	#DIV/0!
70-74	0.3%	#DIV/0!	0.0%	0.0%	0.0%	0.0%	0.0%	0.0%	1.4%	2.9%	#DIV/0!	#DIV/0!
>=75	0.1%	#DIV/0!	0.0%	0.0%	0.0%	0.0%	0.0%	0.0%	1.4%	0.0%	#DIV/0!	#DIV/0!
Total # of vehicles	1178	0	297	224	177	131	111	96	72	70	0	0
Average speed	40.5	#DIV/0!	39.3	41.8	36.3	40.3	33.7	43.8	44.9	53.4	#DIV/0!	#DIV/0!
St. Dev.	11.2	#DIV/0!	9.6	7.4	14.9	8.3	10.9	8.2	13.9	8.5	#DIV/0!	#DIV/0!
85th percentile	50.8	#NUM!	48.4	48.4	49.6	49.6	44.2	53.1	54.8	61.5	#NUM!	#NUM!
Min	3.1	0.0	9.1	18.6	-2.8	18.6	6.7	23.4	3.1	30.5	0.0	0.0
Max	75.8	0.0	62.7	69.8	61.5	57.9	63.9	65.1	75.8	73.4	0.0	0.0
Range	72.6	0.0	53.6	51.2	64.3	39.3	57.1	41.7	72.6	42.9	0.0	0.0

Vehicle Speed (25-50 FT Vehicles)	Hour											
	Total	20:00-21:00	21:00-22:00	22:00-23:00	23:00-00:00	00:00-01:00	01:00-02:00	02:00-03:00	03:00-04:00	04:00-05:00	05:00-06:00	06:00-07:00
MPH												
< 10	1.4%	#DIV/0!	0.0%	0.0%	2.6%	0.0%	6.7%	0.0%	3.4%	0.0%	#DIV/0!	#DIV/0!
10-14	1.8%	#DIV/0!	1.6%	0.0%	2.6%	3.3%	6.7%	0.0%	0.0%	0.0%	#DIV/0!	#DIV/0!
15-19	4.6%	#DIV/0!	4.8%	0.0%	10.5%	3.3%	13.3%	3.2%	0.0%	0.0%	#DIV/0!	#DIV/0!
20-24	2.1%	#DIV/0!	3.2%	0.0%	0.0%	6.7%	6.7%	0.0%	0.0%	0.0%	#DIV/0!	#DIV/0!
25-29	5.4%	#DIV/0!	3.2%	2.5%	7.9%	3.3%	16.7%	16.5%	3.4%	0.0%	#DIV/0!	#DIV/0!
30-34	14.3%	#DIV/0!	9.7%	12.5%	15.8%	23.3%	20.0%	25.8%	6.9%	0.0%	#DIV/0!	#DIV/0!
35-39	21.8%	#DIV/0!	40.3%	20.0%	15.8%	13.3%	16.7%	19.4%	17.2%	10.0%	#DIV/0!	#DIV/0!
40-44	29.3%	#DIV/0!	24.2%	45.0%	34.2%	33.3%	10.0%	32.3%	31.0%	20.0%	#DIV/0!	#DIV/0!
45-49	12.1%	#DIV/0!	11.3%	17.5%	5.3%	13.3%	0.0%	6.5%	27.6%	20.0%	#DIV/0!	#DIV/0!
50-54	3.6%	#DIV/0!	0.0%	0.0%	2.6%	0.0%	3.3%	6.5%	6.9%	20.0%	#DIV/0!	#DIV/0!
55-59	1.8%	#DIV/0!	0.0%	2.5%	0.0%	0.0%	0.0%	0.0%	3.4%	15.0%	#DIV/0!	#DIV/0!
60-64	0.7%	#DIV/0!	1.6%	0.0%	0.0%	0.0%	0.0%	0.0%	0.0%	5.0%	#DIV/0!	#DIV/0!
65-69	0.7%	#DIV/0!	0.0%	0.0%	2.6%	0.0%	0.0%	0.0%	0.0%	5.0%	#DIV/0!	#DIV/0!
70-74	0.0%	#DIV/0!	0.0%	0.0%	0.0%	0.0%	0.0%	0.0%	0.0%	0.0%	#DIV/0!	#DIV/0!
>=75	0.4%	#DIV/0!	0.0%	0.0%	0.0%	0.0%	0.0%	0.0%	0.0%	5.0%	#DIV/0!	#DIV/0!
Total # of vehicle	280	0	62	40	38	30	30	31	29	20	0	0
Average speed	38.0	#DIV/0!	37.3	40.8	35.6	36.0	28.5	38.2	41.4	51.6	#DIV/0!	#DIV/0!
St. Dev.	10.4	#DIV/0!	8.5	5.5	11.5	8.5	11.4	7.5	9.6	10.1	#DIV/0!	#DIV/0!
85th percentile	46.0	#NUM!	44.6	46.0	43.0	43.6	38.4	44.8	48.1	59.5	#NUM!	#NUM!
Min	4.3	0.0	10.3	28.1	6.7	13.9	6.7	19.8	4.3	36.5	0.0	0.0
Max	77.0	0.0	61.5	55.5	65.1	47.2	52.0	54.3	55.5	77.0	0.0	0.0
Range	72.6	0.0	51.2	27.4	58.3	33.3	45.2	34.5	51.2	40.5	0.0	0.0

Vehicle Speed (50-75 FT Vehicles)	Hour											
	Total	20:00-21:00	21:00-22:00	22:00-23:00	23:00-00:00	00:00-01:00	01:00-02:00	02:00-03:00	03:00-04:00	04:00-05:00	05:00-06:00	06:00-07:00
MPH												
< 10	1.3%	#DIV/0!	0.0%	0.0%	5.0%	0.0%	0.0%	0.0%	10.0%	0.0%	#DIV/0!	#DIV/0!
10-14	0.0%	#DIV/0!	0.0%	0.0%	0.0%	0.0%	0.0%	0.0%	0.0%	0.0%	#DIV/0!	#DIV/0!
15-19	2.6%	#DIV/0!	4.5%	0.0%	5.0%	5.3%	5.9%	0.0%	0.0%	0.0%	#DIV/0!	#DIV/0!
20-24	13.6%	#DIV/0!	4.5%	15.6%	10.0%	26.3%	17.6%	20.0%	10.0%	0.0%	#DIV/0!	#DIV/0!
25-29	11.0%	#DIV/0!	18.2%	6.3%	10.0%	15.8%	17.6%	15.0%	0.0%	0.0%	#DIV/0!	#DIV/0!
30-34	29.2%	#DIV/0!	40.9%	21.9%	25.0%	42.1%	35.3%	40.0%	20.0%	0.0%	#DIV/0!	#DIV/0!
35-39	18.2%	#DIV/0!	9.1%	40.6%	25.0%	10.5%	11.8%	15.0%	10.0%	0.0%	#DIV/0!	#DIV/0!
40-44	12.3%	#DIV/0!	9.1%	12.5%	15.0%	0.0%	11.8%	0.0%	20.0%	42.9%	#DIV/0!	#DIV/0!
45-49	5.8%	#DIV/0!	9.1%	0.0%	5.0%	0.0%	0.0%	5.0%	30.0%	14.3%	#DIV/0!	#DIV/0!
50-54	4.5%	#DIV/0!	4.5%	3.1%	0.0%	0.0%	0.0%	5.0%	0.0%	28.6%	#DIV/0!	#DIV/0!
55-59	0.6%	#DIV/0!	0.0%	0.0%	0.0%	0.0%	0.0%	0.0%	0.0%	7.1%	#DIV/0!	#DIV/0!
60-64	0.6%	#DIV/0!	0.0%	0.0%	0.0%	0.0%	0.0%	0.0%	0.0%	7.1%	#DIV/0!	#DIV/0!
65-69	0.0%	#DIV/0!	0.0%	0.0%	0.0%	0.0%	0.0%	0.0%	0.0%	0.0%	#DIV/0!	#DIV/0!
70-74	0.0%	#DIV/0!	0.0%	0.0%	0.0%	0.0%	0.0%	0.0%	0.0%	0.0%	#DIV/0!	#DIV/0!
>=75	0.0%	#DIV/0!	0.0%	0.0%	0.0%	0.0%	0.0%	0.0%	0.0%	0.0%	#DIV/0!	#DIV/0!
Total # of vehicle	154	0	22	32	20	19	17	20	10	14	0	0
Average speed	34.0	#DIV/0!	34.1	34.4	32.2	28.3	30.9	31.9	36.8	47.5	#DIV/0!	#DIV/0!
St. Dev.	9.0	#DIV/0!	8.1	7.0	9.0	4.8	6.7	7.8	13.4	6.1	#DIV/0!	#DIV/0!
85th percentile	43.6	#NUM!	41.1	40.1	40.2	32.9	36.7	37.7	49.2	52.1	#NUM!	#NUM!
Min	7.9	0.0	19.8	21.0	9.1	18.6	18.6	21.0	7.9	40.0	0.0	0.0
Max	60.3	0.0	53.1	50.8	46.0	35.3	43.6	53.1	49.6	60.3	0.0	0.0
Range	52.4	0.0	33.3	29.8	36.9	16.7	25.0	32.1	41.7	20.2	0.0	0.0

Vehicle Speed (+75 FT Vehicles)	Hour											
	Total	20:00-21:00	21:00-22:00	22:00-23:00	23:00-00:00	00:00-01:00	01:00-02:00	02:00-03:00	03:00-04:00	04:00-05:00	05:00-06:00	06:00-07:00
MPH												
< 10	0.0%	#DIV/0!	0.0%	0.0%	0.0%	0.0%	0.0%	0.0%	0.0%	0.0%	#DIV/0!	#DIV/0!
10-14	0.0%	#DIV/0!	0.0%	0.0%	0.0%	0.0%	0.0%	0.0%	0.0%	0.0%	#DIV/0!	#DIV/0!
15-19	1.8%	#DIV/0!	0.0%	0.0%	0.0%	0.0%	12.5%	0.0%	0.0%	0.0%	#DIV/0!	#DIV/0!
20-24	0.0%	#DIV/0!	0.0%	0.0%	0.0%	0.0%	0.0%	0.0%	0.0%	0.0%	#DIV/0!	#DIV/0!
25-29	7.3%	#DIV/0!	0.0%	0.0%	16.7%	0.0%	37.5%	0.0%	0.0%	0.0%	#DIV/0!	#DIV/0!
30-34	29.1%	#DIV/0!	50.0%	37.5%	16.7%	75.0%	37.5%	25.0%	16.7%	0.0%	#DIV/0!	#DIV/0!
35-39	10.9%	#DIV/0!	50.0%	12.5%	16.7%	0.0%	12.5%	0.0%	0.0%	0.0%	#DIV/0!	#DIV/0!
40-44	16.4%	#DIV/0!	0.0%	0.0%	33.3%	25.0%	0.0%	37.5%	16.7%	22.2%	#DIV/0!	#DIV/0!
45-49	20.0%	#DIV/0!	0.0%	37.5%	0.0%	0.0%	0.0%	25.0%	50.0%	33.3%	#DIV/0!	#DIV/0!
50-54	0.0%	#DIV/0!	0.0%	0.0%	0.0%	0.0%	0.0%	0.0%	0.0%	0.0%	#DIV/0!	#DIV/0!
55-59	3.6%	#DIV/0!	0.0%	12.5%	0.0%	0.0%	0.0%	12.5%	0.0%	0.0%	#DIV/0!	#DIV/0!
60-64	1.8%	#DIV/0!	0.0%	0.0%	0.0%	0.0%	0.0%	0.0%	16.7%	0.0%	#DIV/0!	#DIV/0!
65-69	3.6%	#DIV/0!	0.0%	0.0%	16.7%	0.0%	0.0%	0.0%	0.0%	11.1%	#DIV/0!	#DIV/0!
70-74	3.6%	#DIV/0!	0.0%	0.0%	0.0%	0.0%	0.0%	0.0%	0.0%	22.2%	#DIV/0!	#DIV/0!
>=75	1.8%	#DIV/0!	0.0%	0.0%	0.0%	0.0%	0.0%	0.0%	0.0%	11.1%	#DIV/0!	#DIV/0!
Total # of vehicle	55	0	6	8	6	4	8	8	6	9	0	0
Average speed	41.0	#DIV/0!	34.7	41.8	40.4	33.5	29.2	42.6	46.6	55.2	#DIV/0!	#DIV/0!
St. Dev.	12.0	#DIV/0!	3.3	9.3	15.1	4.4	5.3	8.6	9.2	13.1	#DIV/0!	#DIV/0!
85th percentile	47.3	#NUM!	38.0	47.1	49.0	36.3	34.0	47.1	51.1	71.8	#NUM!	#NUM!
Min	18.6	0.0	30.5	32.9	25.8	30.5	18.6	30.5	34.1	43.6	0.0	0.0
Max	74.6	0.0	38.9	59.1	68.6	40.0	35.3	57.9	62.7	74.6	0.0	0.0
Range	56.0	0.0	8.3	26.2	42.9	9.5	16.7	27.4	28.6	31.0	0.0	0.0

Day 7 2<sup>nd</sup> WZ

Vehicle Speed (all vehicles)	Hour											
	Total	20:00-21:00	21:00-22:00	22:00-23:00	23:00-00:00	00:00-01:00	01:00-02:00	02:00-03:00	03:00-04:00	04:00-05:00	05:00-06:00	06:00-07:00
MPH												
< 10	0.1%	#DIV/0!	0.0%	0.3%	0.0%	0.0%	0.0%	0.0%	0.0%	0.0%	#DIV/0!	#DIV/0!
10-14	1.8%	#DIV/0!	0.5%	0.6%	3.4%	0.0%	0.0%	5.1%	7.9%	0.0%	#DIV/0!	#DIV/0!
15-19	2.8%	#DIV/0!	0.3%	1.6%	3.7%	0.0%	0.6%	13.5%	7.9%	0.9%	#DIV/0!	#DIV/0!
20-24	4.4%	#DIV/0!	2.0%	5.0%	4.9%	0.0%	5.8%	9.6%	10.2%	0.9%	#DIV/0!	#DIV/0!
25-29	12.9%	#DIV/0!	6.8%	12.9%	24.6%	3.8%	14.6%	17.3%	22.8%	1.8%	#DIV/0!	#DIV/0!
30-34	15.2%	#DIV/0!	10.1%	15.4%	17.2%	18.6%	20.5%	14.1%	19.7%	11.6%	#DIV/0!	#DIV/0!
35-39	23.6%	#DIV/0!	25.9%	27.4%	20.1%	31.1%	19.9%	18.6%	20.5%	16.1%	#DIV/0!	#DIV/0!
40-44	17.6%	#DIV/0!	20.2%	19.8%	11.9%	21.3%	20.5%	11.5%	6.3%	26.8%	#DIV/0!	#DIV/0!
45-49	13.1%	#DIV/0!	20.2%	12.6%	9.0%	13.7%	11.7%	6.4%	2.4%	22.3%	#DIV/0!	#DIV/0!
50-54	6.1%	#DIV/0!	11.1%	3.1%	3.7%	8.7%	4.7%	3.8%	2.4%	7.1%	#DIV/0!	#DIV/0!
55-59	1.3%	#DIV/0!	1.3%	0.6%	1.5%	1.1%	1.2%	0.0%	0.0%	7.1%	#DIV/0!	#DIV/0!
60-64	0.6%	#DIV/0!	1.0%	0.3%	0.0%	0.5%	0.6%	0.0%	0.0%	2.7%	#DIV/0!	#DIV/0!
65-69	0.2%	#DIV/0!	0.3%	0.0%	0.0%	0.5%	0.0%	0.0%	0.0%	1.8%	#DIV/0!	#DIV/0!
70-74	0.2%	#DIV/0!	0.3%	0.3%	0.0%	0.0%	0.0%	0.0%	0.0%	0.9%	#DIV/0!	#DIV/0!
>=75	0.1%	#DIV/0!	0.3%	0.0%	0.0%	0.5%	0.0%	0.0%	0.0%	0.0%	#DIV/0!	#DIV/0!
Total # of vehicles	1732	0	397	318	268	183	171	156	127	112	0	0
Average speed	37.5	#DIV/0!	41.4	37.2	34.4	40.9	37.3	31.5	30.0	44.0	#DIV/0!	#DIV/0!
St. Dev.	9.7	#DIV/0!	8.5	8.4	9.4	7.7	8.5	10.3	9.2	9.2	#DIV/0!	#DIV/0!
85th percentile	46.8	#NUM!	49.1	45.7	44.5	47.9	45.7	42.3	38.8	52.5	#NUM!	#NUM!
Min	8.1	0.0	12.7	8.1	11.5	25.2	16.1	11.5	10.4	17.2	0.0	0.0
Max	77.5	0.0	77.5	71.8	59.3	77.5	61.6	53.6	51.4	71.8	0.0	0.0
Range	69.4	0.0	64.8	63.7	47.8	52.3	45.5	42.1	41.0	54.6	0.0	0.0

Vehicle Speed (0-25 FT Vehicles)	Hour											
	Total	20:00-21:00	21:00-22:00	22:00-23:00	23:00-00:00	00:00-01:00	01:00-02:00	02:00-03:00	03:00-04:00	04:00-05:00	05:00-06:00	06:00-07:00
MPH												
< 10	0.0%	#DIV/0!	0.0%	0.0%	0.0%	0.0%	0.0%	0.0%	0.0%	0.0%	#DIV/0!	#DIV/0!
10-14	1.5%	#DIV/0!	0.3%	0.4%	3.6%	0.0%	0.0%	1.0%	9.8%	0.0%	#DIV/0!	#DIV/0!
15-19	2.7%	#DIV/0!	0.0%	2.1%	3.6%	0.0%	0.0%	15.0%	7.3%	0.0%	#DIV/0!	#DIV/0!
20-24	4.0%	#DIV/0!	2.0%	3.8%	4.1%	0.0%	3.5%	11.0%	12.2%	1.4%	#DIV/0!	#DIV/0!
25-29	11.4%	#DIV/0!	5.1%	11.4%	21.4%	4.7%	13.2%	14.0%	23.2%	2.8%	#DIV/0!	#DIV/0!
30-34	12.6%	#DIV/0!	9.1%	12.2%	14.3%	14.2%	15.8%	14.0%	14.6%	11.3%	#DIV/0!	#DIV/0!
35-39	23.7%	#DIV/0!	24.6%	27.4%	20.9%	29.9%	20.2%	20.0%	23.2%	15.5%	#DIV/0!	#DIV/0!
40-44	18.3%	#DIV/0!	19.5%	22.4%	13.8%	23.6%	21.1%	12.0%	6.1%	21.1%	#DIV/0!	#DIV/0!
45-49	15.6%	#DIV/0!	22.9%	14.8%	11.2%	16.5%	16.7%	8.0%	2.4%	22.5%	#DIV/0!	#DIV/0!
50-54	7.3%	#DIV/0!	12.8%	3.8%	5.1%	8.7%	7.0%	5.0%	1.2%	9.9%	#DIV/0!	#DIV/0!
55-59	1.6%	#DIV/0!	1.7%	0.8%	2.0%	1.6%	1.8%	0.0%	0.0%	7.0%	#DIV/0!	#DIV/0!
60-64	0.7%	#DIV/0!	1.0%	0.4%	0.0%	0.0%	0.9%	0.0%	0.0%	4.2%	#DIV/0!	#DIV/0!
65-69	0.2%	#DIV/0!	0.3%	0.0%	0.0%	0.0%	0.0%	0.0%	0.0%	2.8%	#DIV/0!	#DIV/0!
70-74	0.2%	#DIV/0!	0.3%	0.4%	0.0%	0.0%	0.0%	0.0%	0.0%	1.4%	#DIV/0!	#DIV/0!
>=75	0.2%	#DIV/0!	0.3%	0.0%	0.0%	0.8%	0.0%	0.0%	0.0%	0.0%	#DIV/0!	#DIV/0!
Total # of vehicles	1224	0	297	237	196	127	114	100	82	71	0	0
Average speed	38.6	#DIV/0!	42.4	38.2	35.6	41.3	39.3	32.6	29.5	44.9	#DIV/0!	#DIV/0!
St. Dev.	9.8	#DIV/0!	8.4	8.5	9.8	7.6	8.5	10.4	9.3	10.0	#DIV/0!	#DIV/0!
85th percentile	47.9	#NUM!	50.2	46.8	46.8	47.9	47.9	44.5	38.7	55.3	#NUM!	#NUM!
Min	10.4	0.0	12.7	15.0	11.5	25.2	21.8	15.0	10.4	20.6	0.0	0.0
Max	77.5	0.0	77.5	71.8	59.3	77.5	61.6	53.6	51.4	71.8	0.0	0.0
Range	67.1	0.0	64.8	56.9	47.8	52.3	39.8	38.7	41.0	51.2	0.0	0.0



Vehicle Speed (25-50 FT Vehicles)	Hour											
	Total	20:00-21:00	21:00-22:00	22:00-23:00	23:00-00:00	00:00-01:00	01:00-02:00	02:00-03:00	03:00-04:00	04:00-05:00	05:00-06:00	06:00-07:00
MPH												
< 10	0.4%	#DIV/0!	0.0%	2.6%	0.0%	0.0%	0.0%	0.0%	0.0%	0.0%	#DIV/0!	#DIV/0!
10-14	4.4%	#DIV/0!	1.8%	2.6%	6.7%	0.0%	0.0%	18.5%	11.1%	0.0%	#DIV/0!	#DIV/0!
15-19	3.6%	#DIV/0!	0.0%	0.0%	10.0%	0.0%	3.3%	7.4%	11.1%	5.0%	#DIV/0!	#DIV/0!
20-24	5.2%	#DIV/0!	1.8%	17.7%	6.7%	0.0%	10.0%	7.4%	11.1%	0.0%	#DIV/0!	#DIV/0!
25-29	9.2%	#DIV/0!	1.8%	17.7%	26.7%	0.0%	10.0%	14.8%	22.2%	0.0%	#DIV/0!	#DIV/0!
30-34	17.3%	#DIV/0!	10.7%	20.5%	20.0%	20.7%	30.0%	11.1%	16.7%	10.0%	#DIV/0!	#DIV/0!
35-39	23.3%	#DIV/0!	28.6%	33.3%	13.3%	34.5%	20.0%	7.4%	16.7%	20.0%	#DIV/0!	#DIV/0!
40-44	21.3%	#DIV/0!	28.6%	20.5%	10.0%	17.2%	23.3%	22.2%	5.6%	35.0%	#DIV/0!	#DIV/0!
45-49	8.4%	#DIV/0!	16.1%	2.6%	6.7%	10.3%	3.3%	7.4%	0.0%	15.0%	#DIV/0!	#DIV/0!
50-54	4.8%	#DIV/0!	8.9%	2.6%	0.0%	13.8%	0.0%	3.7%	5.6%	0.0%	#DIV/0!	#DIV/0!
55-59	1.2%	#DIV/0!	0.0%	0.0%	0.0%	0.0%	0.0%	0.0%	0.0%	15.0%	#DIV/0!	#DIV/0!
60-64	0.4%	#DIV/0!	1.8%	0.0%	0.0%	0.0%	0.0%	0.0%	0.0%	0.0%	#DIV/0!	#DIV/0!
65-69	0.4%	#DIV/0!	0.0%	0.0%	0.0%	3.4%	0.0%	0.0%	0.0%	0.0%	#DIV/0!	#DIV/0!
70-74	0.0%	#DIV/0!	0.0%	0.0%	0.0%	0.0%	0.0%	0.0%	0.0%	0.0%	#DIV/0!	#DIV/0!
>=75	0.0%	#DIV/0!	0.0%	0.0%	0.0%	0.0%	0.0%	0.0%	0.0%	0.0%	#DIV/0!	#DIV/0!
Total # of vehicle	249	0	56	39	30	29	30	27	18	20	0	0
Average speed	36.2	#DIV/0!	41.1	35.0	30.0	41.7	34.4	30.9	28.5	42.8	#DIV/0!	#DIV/0!
St. Dev.	10.2	#DIV/0!	7.8	8.7	9.1	8.3	7.6	12.0	10.5	9.3	#DIV/0!	#DIV/0!
85th percentile	45.4	#NUM!	46.8	42.3	39.9	49.5	41.9	42.4	38.7	49.1	#NUM!	#NUM!
Min	8.1	0.0	15.0	8.1	13.8	30.9	16.1	11.5	12.7	17.2	0.0	0.0
Max	68.4	0.0	62.7	50.2	45.7	68.4	47.9	51.4	51.4	59.3	0.0	0.0
Range	60.3	0.0	47.8	42.1	31.9	37.5	31.9	39.8	38.7	42.1	0.0	0.0

Vehicle Speed (50-75 FT Vehicles)	Hour											
	Total	20:00-21:00	21:00-22:00	22:00-23:00	23:00-00:00	00:00-01:00	01:00-02:00	02:00-03:00	03:00-04:00	04:00-05:00	05:00-06:00	06:00-07:00
MPH												
< 10	0.0%	#DIV/0!	0.0%	0.0%	0.0%	0.0%	0.0%	0.0%	0.0%	0.0%	#DIV/0!	#DIV/0!
10-14	1.0%	#DIV/0!	0.0%	0.0%	0.0%	0.0%	0.0%	8.3%	0.0%	0.0%	#DIV/0!	#DIV/0!
15-19	3.0%	#DIV/0!	2.9%	0.0%	0.0%	0.0%	0.0%	16.7%	6.7%	0.0%	#DIV/0!	#DIV/0!
20-24	6.6%	#DIV/0!	2.9%	11.1%	9.1%	0.0%	15.8%	4.2%	6.7%	0.0%	#DIV/0!	#DIV/0!
25-29	26.3%	#DIV/0!	25.7%	25.0%	42.4%	4.0%	36.8%	29.2%	33.3%	0.0%	#DIV/0!	#DIV/0!
30-34	26.8%	#DIV/0!	20.0%	33.3%	27.3%	40.0%	26.3%	16.7%	40.0%	0.0%	#DIV/0!	#DIV/0!
35-39	20.7%	#DIV/0!	28.6%	19.4%	15.2%	28.0%	21.1%	25.0%	6.7%	9.1%	#DIV/0!	#DIV/0!
40-44	7.6%	#DIV/0!	11.4%	0.0%	6.1%	16.0%	0.0%	0.0%	0.0%	45.5%	#DIV/0!	#DIV/0!
45-49	6.6%	#DIV/0!	5.7%	11.1%	0.0%	4.0%	0.0%	0.0%	6.7%	45.5%	#DIV/0!	#DIV/0!
50-54	1.0%	#DIV/0!	2.9%	0.0%	0.0%	4.0%	0.0%	0.0%	0.0%	0.0%	#DIV/0!	#DIV/0!
55-59	0.0%	#DIV/0!	0.0%	0.0%	0.0%	0.0%	0.0%	0.0%	0.0%	0.0%	#DIV/0!	#DIV/0!
60-64	0.5%	#DIV/0!	0.0%	0.0%	0.0%	4.0%	0.0%	0.0%	0.0%	0.0%	#DIV/0!	#DIV/0!
65-69	0.0%	#DIV/0!	0.0%	0.0%	0.0%	0.0%	0.0%	0.0%	0.0%	0.0%	#DIV/0!	#DIV/0!
70-74	0.0%	#DIV/0!	0.0%	0.0%	0.0%	0.0%	0.0%	0.0%	0.0%	0.0%	#DIV/0!	#DIV/0!
>=75	0.0%	#DIV/0!	0.0%	0.0%	0.0%	0.0%	0.0%	0.0%	0.0%	0.0%	#DIV/0!	#DIV/0!
Total # of vehicle	198	0	35	36	33	25	19	24	15	11	0	0
Average speed	33.2	#DIV/0!	34.7	33.2	31.3	38.5	29.9	27.8	30.5	44.1	#DIV/0!	#DIV/0!
St. Dev.	7.5	#DIV/0!	7.0	6.5	5.4	7.0	5.4	7.9	7.2	2.5	#DIV/0!	#DIV/0!
85th percentile	41.1	#NUM!	42.1	38.6	37.7	42.7	35.4	36.6	34.3	46.2	#NUM!	#NUM!
Min	13.8	0.0	18.4	22.9	21.8	29.7	21.8	13.8	17.2	40.0	0.0	0.0
Max	60.5	0.0	50.2	49.1	43.4	60.5	40.0	40.0	47.9	47.9	0.0	0.0
Range	46.6	0.0	31.9	26.2	21.6	30.7	18.2	26.2	30.7	8.0	0.0	0.0

Vehicle Speed (+75 FT Vehicles)	Hour											
	Total	20:00-21:00	21:00-22:00	22:00-23:00	23:00-00:00	00:00-01:00	01:00-02:00	02:00-03:00	03:00-04:00	04:00-05:00	05:00-06:00	06:00-07:00
MPH												
< 10	0.0%	#DIV/0!	0.0%	0.0%	0.0%	0.0%	0.0%	0.0%	0.0%	0.0%	#DIV/0!	#DIV/0!
10-14	0.0%	#DIV/0!	0.0%	0.0%	0.0%	0.0%	0.0%	0.0%	0.0%	0.0%	#DIV/0!	#DIV/0!
15-19	1.6%	#DIV/0!	0.0%	0.0%	0.0%	0.0%	0.0%	0.0%	8.3%	0.0%	#DIV/0!	#DIV/0!
20-24	1.6%	#DIV/0!	0.0%	0.0%	0.0%	0.0%	0.0%	20.0%	0.0%	0.0%	#DIV/0!	#DIV/0!
25-29	14.8%	#DIV/0!	22.2%	33.3%	22.2%	0.0%	0.0%	40.0%	8.3%	0.0%	#DIV/0!	#DIV/0!
30-34	23.0%	#DIV/0!	0.0%	0.0%	33.3%	0.0%	37.5%	20.0%	33.3%	30.0%	#DIV/0!	#DIV/0!
35-39	31.1%	#DIV/0!	44.4%	33.3%	44.4%	100.0%	12.5%	20.0%	25.0%	20.0%	#DIV/0!	#DIV/0!
40-44	21.3%	#DIV/0!	22.2%	33.3%	0.0%	0.0%	50.0%	0.0%	16.7%	30.0%	#DIV/0!	#DIV/0!
45-49	3.3%	#DIV/0!	11.1%	0.0%	0.0%	0.0%	0.0%	0.0%	0.0%	10.0%	#DIV/0!	#DIV/0!
50-54	3.3%	#DIV/0!	0.0%	0.0%	0.0%	0.0%	0.0%	0.0%	8.3%	10.0%	#DIV/0!	#DIV/0!
55-59	0.0%	#DIV/0!	0.0%	0.0%	0.0%	0.0%	0.0%	0.0%	0.0%	0.0%	#DIV/0!	#DIV/0!
60-64	0.0%	#DIV/0!	0.0%	0.0%	0.0%	0.0%	0.0%	0.0%	0.0%	0.0%	#DIV/0!	#DIV/0!
65-69	0.0%	#DIV/0!	0.0%	0.0%	0.0%	0.0%	0.0%	0.0%	0.0%	0.0%	#DIV/0!	#DIV/0!
70-74	0.0%	#DIV/0!	0.0%	0.0%	0.0%	0.0%	0.0%	0.0%	0.0%	0.0%	#DIV/0!	#DIV/0!
>=75	0.0%	#DIV/0!	0.0%	0.0%	0.0%	0.0%	0.0%	0.0%	0.0%	0.0%	#DIV/0!	#DIV/0!
Total # of vehicle	61	0	9	6	9	2	8	5	12	10	0	0
Average speed	36.1	#DIV/0!	38.1	35.6	33.4	36.0	37.6	29.7	35.4	40.1	#DIV/0!	#DIV/0!
St. Dev.	6.6	#DIV/0!	6.7	6.0	4.1	0.8	5.0	5.3	8.3	6.5	#DIV/0!	#DIV/0!
85th percentile	42.3	#NUM!	43.8	41.4	36.6	36.4	42.2	34.3	42.3	46.4	#NUM!	#NUM!
Min	17.2	0.0	27.5	28.6	25.2	35.4	30.9	24.1	17.2	32.0	0.0	0.0
Max	51.4	0.0	46.8	42.3	37.7	36.6	43.4	37.7	50.2	51.4	0.0	0.0
Range	34.1	0.0	19.3	13.7	12.5	1.1	12.5	13.7	33.0	19.3	0.0	0.0

Day 8 Before RWA

Vehicle Speed (all vehicles)	Hour											
	Total	20:00-21:00	21:00-22:00	22:00-23:00	23:00-00:00	00:00-01:00	01:00-02:00	02:00-03:00	03:00-04:00	04:00-05:00	05:00-06:00	06:00-07:00
MPH												
< 10	0.0%	#DIV/0!	0.0%	0.0%	0.0%	0.0%	0.0%	0.0%	0.0%	0.0%	#DIV/0!	#DIV/0!
10-14	0.0%	#DIV/0!	0.0%	0.0%	0.0%	0.0%	0.0%	0.0%	0.0%	0.0%	#DIV/0!	#DIV/0!
15-19	0.0%	#DIV/0!	0.0%	0.0%	0.0%	0.0%	0.0%	0.0%	0.0%	0.0%	#DIV/0!	#DIV/0!
20-24	0.0%	#DIV/0!	0.0%	0.0%	0.0%	0.0%	0.0%	0.0%	0.0%	0.0%	#DIV/0!	#DIV/0!
25-29	0.0%	#DIV/0!	0.0%	0.0%	0.0%	0.0%	0.0%	0.0%	0.0%	0.0%	#DIV/0!	#DIV/0!
30-34	0.3%	#DIV/0!	0.0%	0.4%	0.6%	0.8%	0.0%	0.0%	0.0%	0.0%	#DIV/0!	#DIV/0!
35-39	0.9%	#DIV/0!	0.9%	1.2%	0.0%	1.7%	0.0%	4.0%	0.0%	0.0%	#DIV/0!	#DIV/0!
40-44	2.8%	#DIV/0!	1.2%	0.8%	5.5%	3.4%	3.6%	1.3%	9.4%	4.1%	#DIV/0!	#DIV/0!
45-49	4.7%	#DIV/0!	3.9%	2.1%	4.3%	3.4%	6.0%	6.7%	10.9%	9.3%	#DIV/0!	#DIV/0!
50-54	13.5%	#DIV/0!	11.9%	12.8%	11.0%	11.0%	13.3%	18.7%	23.4%	17.5%	#DIV/0!	#DIV/0!
55-59	17.2%	#DIV/0!	17.2%	17.4%	17.7%	16.1%	12.0%	17.3%	23.4%	17.5%	#DIV/0!	#DIV/0!
60-64	19.5%	#DIV/0!	20.5%	21.9%	22.6%	16.9%	22.9%	21.3%	9.4%	10.3%	#DIV/0!	#DIV/0!
65-69	17.5%	#DIV/0!	17.5%	16.9%	18.9%	20.3%	18.1%	14.7%	10.9%	19.6%	#DIV/0!	#DIV/0!
70-74	11.2%	#DIV/0!	14.2%	13.2%	7.9%	10.2%	8.4%	8.0%	6.3%	10.3%	#DIV/0!	#DIV/0!
>=75	12.5%	#DIV/0!	12.8%	13.2%	11.6%	16.1%	15.7%	8.0%	6.3%	11.3%	#DIV/0!	#DIV/0!
Total # of vehicles	1180	0	337	242	164	118	83	75	64	97	0	0
Average speed	62.8	#DIV/0!	63.9	63.8	62.1	63.9	63.0	60.1	57.6	61.8	#DIV/0!	#DIV/0!
St. Dev.	10.6	#DIV/0!	10.1	10.1	10.3	12.6	11.2	10.3	9.6	11.2	#DIV/0!	#DIV/0!
85th percentile	73.4	#NUM!	73.5	73.5	72.2	74.8	74.8	68.4	67.9	72.2	#NUM!	#NUM!
Min	32.9	0.0	35.8	33.8	32.9	34.6	41.0	38.4	43.6	41.0	0.0	0.0
Max	107.3	0.0	103.4	106.0	89.1	107.3	104.7	89.1	82.6	98.2	0.0	0.0
Range	74.3	0.0	67.6	72.2	56.1	72.7	63.7	50.7	39.0	57.2	0.0	0.0

Vehicle Speed (0-25 FT Vehicles)	Hour											
	Total	20:00-21:00	21:00-22:00	22:00-23:00	23:00-00:00	00:00-01:00	01:00-02:00	02:00-03:00	03:00-04:00	04:00-05:00	05:00-06:00	06:00-07:00
MPH												
< 10	0.0%	#DIV/0!	0.0%	0.0%	0.0%	0.0%	0.0%	0.0%	0.0%	0.0%	#DIV/0!	#DIV/0!
10-14	0.0%	#DIV/0!	0.0%	0.0%	0.0%	0.0%	0.0%	0.0%	0.0%	0.0%	#DIV/0!	#DIV/0!
15-19	0.0%	#DIV/0!	0.0%	0.0%	0.0%	0.0%	0.0%	0.0%	0.0%	0.0%	#DIV/0!	#DIV/0!
20-24	0.0%	#DIV/0!	0.0%	0.0%	0.0%	0.0%	0.0%	0.0%	0.0%	0.0%	#DIV/0!	#DIV/0!
25-29	0.0%	#DIV/0!	0.0%	0.0%	0.0%	0.0%	0.0%	0.0%	0.0%	0.0%	#DIV/0!	#DIV/0!
30-34	0.2%	#DIV/0!	0.0%	0.5%	0.9%	0.0%	0.0%	0.0%	0.0%	0.0%	#DIV/0!	#DIV/0!
35-39	0.9%	#DIV/0!	1.1%	1.0%	0.0%	1.2%	0.0%	3.9%	0.0%	0.0%	#DIV/0!	#DIV/0!
40-44	1.7%	#DIV/0!	1.1%	0.5%	4.3%	1.2%	3.5%	0.0%	7.4%	1.6%	#DIV/0!	#DIV/0!
45-49	2.2%	#DIV/0!	2.2%	1.5%	1.7%	2.4%	1.8%	2.0%	0.0%	6.5%	#DIV/0!	#DIV/0!
50-54	6.1%	#DIV/0!	6.9%	5.6%	5.1%	5.9%	5.3%	11.8%	3.7%	3.2%	#DIV/0!	#DIV/0!
55-59	15.6%	#DIV/0!	13.8%	16.7%	17.1%	16.5%	10.5%	13.7%	29.6%	16.1%	#DIV/0!	#DIV/0!
60-64	22.9%	#DIV/0!	22.5%	25.3%	23.9%	20.0%	28.1%	25.5%	14.8%	16.1%	#DIV/0!	#DIV/0!
65-69	21.2%	#DIV/0!	20.7%	18.7%	23.1%	24.7%	21.1%	19.6%	22.2%	24.2%	#DIV/0!	#DIV/0!
70-74	14.3%	#DIV/0!	17.1%	15.7%	10.3%	11.8%	10.5%	11.8%	11.1%	16.1%	#DIV/0!	#DIV/0!
>=75	14.8%	#DIV/0!	14.5%	14.6%	13.7%	16.5%	19.3%	11.8%	11.1%	16.1%	#DIV/0!	#DIV/0!
Total # of vehicles	872	0	275	198	117	85	57	51	27	62	0	0
Average speed	65.1	#DIV/0!	65.5	65.4	64.1	65.9	65.0	63.4	63.1	65.8	#DIV/0!	#DIV/0!
St. Dev.	9.9	#DIV/0!	9.6	9.7	9.9	11.4	9.4	10.1	9.3	10.1	#DIV/0!	#DIV/0!
85th percentile	74.2	#NUM!	73.5	73.5	73.5	74.8	74.8	71.8	72.5	74.8	#NUM!	#NUM!
Min	32.9	0.0	35.8	33.8	32.9	39.4	42.3	39.7	44.9	41.0	0.0	0.0
Max	107.3	0.0	103.4	106.0	89.1	107.3	93.0	89.1	82.6	98.2	0.0	0.0
Range	74.3	0.0	67.6	72.2	56.1	67.9	50.7	49.4	37.7	57.2	0.0	0.0

Vehicle Speed (25-50 FT Vehicles)	Hour											
	Total	20:00-21:00	21:00-22:00	22:00-23:00	23:00-00:00	00:00-01:00	01:00-02:00	02:00-03:00	03:00-04:00	04:00-05:00	05:00-06:00	06:00-07:00
MPH												
< 10	0.0%	#DIV/0!	0.0%	0.0%	0.0%	0.0%	0.0%	0.0%	0.0%	0.0%	#DIV/0!	#DIV/0!
10-14	0.0%	#DIV/0!	0.0%	0.0%	0.0%	0.0%	0.0%	0.0%	0.0%	0.0%	#DIV/0!	#DIV/0!
15-19	0.0%	#DIV/0!	0.0%	0.0%	0.0%	0.0%	0.0%	0.0%	0.0%	0.0%	#DIV/0!	#DIV/0!
20-24	0.0%	#DIV/0!	0.0%	0.0%	0.0%	0.0%	0.0%	0.0%	0.0%	0.0%	#DIV/0!	#DIV/0!
25-29	0.0%	#DIV/0!	0.0%	0.0%	0.0%	0.0%	0.0%	0.0%	0.0%	0.0%	#DIV/0!	#DIV/0!
30-34	0.0%	#DIV/0!	0.0%	0.0%	0.0%	0.0%	0.0%	0.0%	0.0%	0.0%	#DIV/0!	#DIV/0!
35-39	1.4%	#DIV/0!	0.0%	3.0%	0.0%	4.3%	0.0%	6.3%	0.0%	0.0%	#DIV/0!	#DIV/0!
40-44	4.7%	#DIV/0!	0.0%	3.0%	3.0%	8.7%	4.8%	6.3%	9.5%	9.1%	#DIV/0!	#DIV/0!
45-49	8.9%	#DIV/0!	9.1%	0.0%	9.1%	4.3%	19.0%	12.5%	14.3%	9.1%	#DIV/0!	#DIV/0!
50-54	30.0%	#DIV/0!	31.8%	45.5%	30.3%	17.4%	23.8%	18.8%	28.6%	31.8%	#DIV/0!	#DIV/0!
55-59	24.9%	#DIV/0!	36.4%	21.2%	12.1%	21.7%	14.3%	37.5%	28.6%	27.3%	#DIV/0!	#DIV/0!
60-64	10.8%	#DIV/0!	11.4%	6.0%	21.2%	8.7%	14.3%	12.5%	9.5%	0.0%	#DIV/0!	#DIV/0!
65-69	8.5%	#DIV/0!	4.5%	9.1%	12.1%	4.3%	9.5%	6.3%	4.8%	18.2%	#DIV/0!	#DIV/0!
70-74	2.8%	#DIV/0!	0.0%	3.0%	3.0%	8.7%	4.8%	0.0%	4.8%	0.0%	#DIV/0!	#DIV/0!
>=75	8.0%	#DIV/0!	6.8%	9.1%	9.1%	21.7%	9.5%	0.0%	0.0%	4.5%	#DIV/0!	#DIV/0!
Total # of vehicle	213	0	44	33	33	23	21	16	21	22	0	0
Average speed	58.0	#DIV/0!	58.2	57.4	59.1	61.5	59.8	54.3	55.1	57.2	#DIV/0!	#DIV/0!
St. Dev.	10.9	#DIV/0!	10.1	9.7	10.2	15.0	14.7	7.7	6.8	10.9	#DIV/0!	#DIV/0!
85th percentile	66.4	#NUM!	63.8	69.4	66.3	82.5	69.6	61.2	61.8	66.7	#NUM!	#NUM!
Min	38.4	0.0	46.2	38.4	42.3	39.7	41.0	38.4	44.9	43.6	0.0	0.0
Max	104.7	0.0	91.2	83.1	86.3	88.0	104.7	65.7	71.8	94.3	0.0	0.0
Range	66.3	0.0	45.0	44.8	44.1	48.3	63.7	27.3	26.9	50.7	0.0	0.0

Vehicle Speed (50-75 FT Vehicles)	Hour											
	Total	20:00-21:00	21:00-22:00	22:00-23:00	23:00-00:00	00:00-01:00	01:00-02:00	02:00-03:00	03:00-04:00	04:00-05:00	05:00-06:00	06:00-07:00
MPH												
< 10	0.0%	#DIV/0!	0.0%	0.0%	0.0%	0.0%	0.0%	0.0%	0.0%	0.0%	#DIV/0!	#DIV/0!
10-14	0.0%	#DIV/0!	0.0%	0.0%	0.0%	0.0%	0.0%	0.0%	0.0%	0.0%	#DIV/0!	#DIV/0!
15-19	0.0%	#DIV/0!	0.0%	0.0%	0.0%	0.0%	0.0%	0.0%	0.0%	0.0%	#DIV/0!	#DIV/0!
20-24	0.0%	#DIV/0!	0.0%	0.0%	0.0%	0.0%	0.0%	0.0%	0.0%	0.0%	#DIV/0!	#DIV/0!
25-29	0.0%	#DIV/0!	0.0%	0.0%	0.0%	0.0%	0.0%	0.0%	0.0%	0.0%	#DIV/0!	#DIV/0!
30-34	1.2%	#DIV/0!	0.0%	0.0%	0.0%	10.0%	0.0%	0.0%	0.0%	0.0%	#DIV/0!	#DIV/0!
35-39	0.0%	#DIV/0!	0.0%	0.0%	0.0%	0.0%	0.0%	0.0%	0.0%	0.0%	#DIV/0!	#DIV/0!
40-44	8.5%	#DIV/0!	6.3%	0.0%	16.7%	10.0%	0.0%	0.0%	15.4%	8.3%	#DIV/0!	#DIV/0!
45-49	15.9%	#DIV/0!	18.8%	11.1%	16.7%	10.0%	0.0%	16.7%	23.1%	16.7%	#DIV/0!	#DIV/0!
50-54	45.1%	#DIV/0!	31.3%	44.4%	16.7%	40.0%	75.0%	66.7%	53.8%	66.7%	#DIV/0!	#DIV/0!
55-59	15.9%	#DIV/0!	25.0%	22.2%	41.7%	0.0%	0.0%	0.0%	7.7%	8.3%	#DIV/0!	#DIV/0!
60-64	7.3%	#DIV/0!	12.5%	11.1%	8.3%	10.0%	0.0%	16.7%	0.0%	0.0%	#DIV/0!	#DIV/0!
65-69	4.9%	#DIV/0!	0.0%	11.1%	0.0%	20.0%	25.0%	0.0%	0.0%	0.0%	#DIV/0!	#DIV/0!
70-74	1.2%	#DIV/0!	6.3%	0.0%	0.0%	0.0%	0.0%	0.0%	0.0%	0.0%	#DIV/0!	#DIV/0!
>=75	0.0%	#DIV/0!	0.0%	0.0%	0.0%	0.0%	0.0%	0.0%	0.0%	0.0%	#DIV/0!	#DIV/0!
Total # of vehicle	82	0	16	9	12	10	4	6	13	12	0	0
Average speed	52.9	#DIV/0!	54.6	55.8	52.4	53.4	55.5	52.0	50.1	51.1	#DIV/0!	#DIV/0!
St. Dev.	6.4	#DIV/0!	7.1	6.2	6.0	10.9	7.1	5.0	3.5	3.3	#DIV/0!	#DIV/0!
85th percentile	57.9	#NUM!	59.8	61.5	57.0	66.4	60.8	54.0	52.9	54.0	#NUM!	#NUM!
Min	34.6	0.0	44.9	47.5	43.6	34.6	50.1	47.5	43.6	44.9	0.0	0.0
Max	72.6	0.0	72.6	68.3	61.8	69.6	65.7	61.8	55.3	56.6	0.0	0.0
Range	38.0	0.0	27.7	20.8	18.2	35.0	15.6	14.3	11.7	11.7	0.0	0.0

Vehicle Speed (+75 FT Vehicles)	Hour											
	Total	20:00-21:00	21:00-22:00	22:00-23:00	23:00-00:00	00:00-01:00	01:00-02:00	02:00-03:00	03:00-04:00	04:00-05:00	05:00-06:00	06:00-07:00
MPH												
< 10	0.0%	#DIV/0!	0.0%	0.0%	0.0%	#DIV/0!	0.0%	0.0%	0.0%	0.0%	#DIV/0!	#DIV/0!
10-14	0.0%	#DIV/0!	0.0%	0.0%	0.0%	#DIV/0!	0.0%	0.0%	0.0%	0.0%	#DIV/0!	#DIV/0!
15-19	0.0%	#DIV/0!	0.0%	0.0%	0.0%	#DIV/0!	0.0%	0.0%	0.0%	0.0%	#DIV/0!	#DIV/0!
20-24	0.0%	#DIV/0!	0.0%	0.0%	0.0%	#DIV/0!	0.0%	0.0%	0.0%	0.0%	#DIV/0!	#DIV/0!
25-29	0.0%	#DIV/0!	0.0%	0.0%	0.0%	#DIV/0!	0.0%	0.0%	0.0%	0.0%	#DIV/0!	#DIV/0!
30-34	0.0%	#DIV/0!	0.0%	0.0%	0.0%	#DIV/0!	0.0%	0.0%	0.0%	0.0%	#DIV/0!	#DIV/0!
35-39	0.0%	#DIV/0!	0.0%	0.0%	0.0%	#DIV/0!	0.0%	0.0%	0.0%	0.0%	#DIV/0!	#DIV/0!
40-44	7.7%	#DIV/0!	0.0%	0.0%	50.0%	#DIV/0!	0.0%	0.0%	0.0%	0.0%	#DIV/0!	#DIV/0!
45-49	30.8%	#DIV/0!	0.0%	50.0%	0.0%	#DIV/0!	0.0%	50.0%	33.3%	100.0%	#DIV/0!	#DIV/0!
50-54	38.5%	#DIV/0!	100.0%	50.0%	0.0%	#DIV/0!	0.0%	50.0%	33.3%	0.0%	#DIV/0!	#DIV/0!
55-59	7.7%	#DIV/0!	0.0%	0.0%	0.0%	#DIV/0!	100.0%	0.0%	0.0%	0.0%	#DIV/0!	#DIV/0!
60-64	7.7%	#DIV/0!	0.0%	0.0%	50.0%	#DIV/0!	0.0%	0.0%	0.0%	0.0%	#DIV/0!	#DIV/0!
65-69	0.0%	#DIV/0!	0.0%	0.0%	0.0%	#DIV/0!	0.0%	0.0%	0.0%	0.0%	#DIV/0!	#DIV/0!
70-74	0.0%	#DIV/0!	0.0%	0.0%	0.0%	#DIV/0!	0.0%	0.0%	0.0%	0.0%	#DIV/0!	#DIV/0!
>=75	7.7%	#DIV/0!	0.0%	0.0%	0.0%	#DIV/0!	0.0%	0.0%	33.3%	0.0%	#DIV/0!	#DIV/0!
Total # of vehicle	13	0	2	2	2	0	1	2	3	1	0	0
Average speed	53.6	#DIV/0!	52.9	49.4	53.9	#DIV/0!	57.9	50.1	60.0	46.2	#DIV/0!	#DIV/0!
St. Dev.	10.0	#DIV/0!	0.4	0.9	12.7	#DIV/0!	#DIV/0!	5.5	19.4	#DIV/0!	#DIV/0!	#DIV/0!
85th percentile	58.9	#NUM!	53.1	49.9	60.2	#NUM!	57.9	52.8	72.6	46.2	#NUM!	#NUM!
Min	44.9	0.0	52.7	48.8	44.9	0.0	57.9	46.2	47.5	46.2	0.0	0.0
Max	82.3	0.0	53.2	50.1	62.9	0.0	57.9	54.0	82.3	46.2	0.0	0.0
Range	37.4	0.0	0.5	1.3	18.0	0.0	0.0	7.8	34.8	0.0	0.0	0.0

Day 8 RWA

Vehicle Speed (all vehicles)	Hour											
	Total	20:00-21:00	21:00-22:00	22:00-23:00	23:00-00:00	00:00-01:00	01:00-02:00	02:00-03:00	03:00-04:00	04:00-05:00	05:00-06:00	06:00-07:00
MPH												
< 10	0.1%	#DIV/0!	0.0%	0.0%	0.0%	0.0%	1.0%	1.2%	0.0%	0.0%	#DIV/0!	#DIV/0!
10-14	0.9%	#DIV/0!	0.5%	0.3%	0.0%	0.0%	2.9%	6.0%	0.0%	0.9%	#DIV/0!	#DIV/0!
15-19	3.8%	#DIV/0!	0.8%	3.7%	3.0%	5.0%	6.8%	2.4%	13.1%	6.5%	#DIV/0!	#DIV/0!
20-24	4.5%	#DIV/0!	1.3%	3.7%	4.0%	4.2%	5.8%	7.1%	13.1%	9.3%	#DIV/0!	#DIV/0!
25-29	3.1%	#DIV/0!	3.1%	3.0%	2.0%	0.8%	3.9%	4.8%	7.1%	2.8%	#DIV/0!	#DIV/0!
30-34	4.3%	#DIV/0!	2.6%	3.4%	4.5%	2.5%	4.9%	9.5%	9.5%	5.6%	#DIV/0!	#DIV/0!
35-39	6.4%	#DIV/0!	5.0%	5.7%	6.9%	7.6%	9.7%	1.2%	8.3%	10.2%	#DIV/0!	#DIV/0!
40-44	12.2%	#DIV/0!	12.3%	11.1%	16.8%	9.2%	11.7%	15.5%	10.7%	9.3%	#DIV/0!	#DIV/0!
45-49	16.0%	#DIV/0!	16.8%	18.5%	16.8%	15.1%	12.6%	15.5%	14.3%	11.1%	#DIV/0!	#DIV/0!
50-54	20.2%	#DIV/0!	22.3%	21.1%	19.3%	24.4%	19.4%	16.7%	15.5%	14.8%	#DIV/0!	#DIV/0!
55-59	14.5%	#DIV/0!	20.4%	14.4%	10.4%	15.1%	11.7%	10.7%	2.4%	15.7%	#DIV/0!	#DIV/0!
60-64	7.8%	#DIV/0!	9.4%	9.1%	11.9%	5.0%	2.9%	2.4%	3.6%	5.6%	#DIV/0!	#DIV/0!
65-69	3.7%	#DIV/0!	3.4%	3.4%	3.0%	6.7%	3.9%	7.1%	1.2%	2.8%	#DIV/0!	#DIV/0!
70-74	0.9%	#DIV/0!	0.3%	0.7%	1.5%	1.7%	1.0%	0.0%	0.0%	3.7%	#DIV/0!	#DIV/0!
>=75	1.5%	#DIV/0!	1.8%	2.0%	0.0%	2.5%	1.9%	0.0%	1.2%	1.9%	#DIV/0!	#DIV/0!
Total # of vehicles	1380	0	382	298	202	119	103	84	84	108	0	0
Average speed	47.4	#DIV/0!	50.6	48.5	47.7	49.2	43.5	43.1	38.4	45.1	#DIV/0!	#DIV/0!
St. Dev.	13.4	#DIV/0!	11.2	12.8	11.9	13.6	15.6	15.2	14.3	15.1	#DIV/0!	#DIV/0!
85th percentile	59.2	#NUM!	59.2	59.7	60.3	60.3	55.8	56.7	52.3	59.1	#NUM!	#NUM!
Min	6.7	0.0	12.7	11.5	16.2	16.2	6.7	9.1	16.2	13.9	0.0	0.0
Max	93.5	0.0	93.5	90.1	72.2	86.5	85.5	69.8	77.5	80.5	0.0	0.0
Range	86.8	0.0	80.8	78.6	56.0	70.2	78.8	60.7	61.3	66.7	0.0	0.0

Vehicle Speed (0-25 FT Vehicles)	Hour											
	Total	20:00-21:00	21:00-22:00	22:00-23:00	23:00-00:00	00:00-01:00	01:00-02:00	02:00-03:00	03:00-04:00	04:00-05:00	05:00-06:00	06:00-07:00
MPH												
< 10	0.1%	#DIV/0!	0.0%	0.0%	0.0%	0.0%	0.0%	1.8%	0.0%	0.0%	#DIV/0!	#DIV/0!
10-14	0.4%	#DIV/0!	0.3%	0.4%	0.0%	0.0%	0.0%	3.6%	0.0%	0.0%	#DIV/0!	#DIV/0!
15-19	1.0%	#DIV/0!	0.3%	1.3%	0.7%	0.0%	4.5%	0.0%	5.3%	0.0%	#DIV/0!	#DIV/0!
20-24	1.0%	#DIV/0!	0.7%	2.1%	0.7%	1.1%	0.0%	0.0%	2.6%	0.0%	#DIV/0!	#DIV/0!
25-29	1.2%	#DIV/0!	0.3%	1.7%	1.4%	1.1%	1.5%	1.8%	2.6%	1.6%	#DIV/0!	#DIV/0!
30-34	1.6%	#DIV/0!	0.3%	1.7%	2.0%	1.1%	1.5%	7.1%	2.6%	1.6%	#DIV/0!	#DIV/0!
35-39	3.4%	#DIV/0!	1.7%	3.4%	5.4%	4.6%	9.1%	1.8%	0.0%	3.2%	#DIV/0!	#DIV/0!
40-44	10.2%	#DIV/0!	8.4%	9.8%	14.9%	6.9%	9.1%	14.3%	13.2%	9.5%	#DIV/0!	#DIV/0!
45-49	18.3%	#DIV/0!	18.4%	18.8%	18.9%	18.4%	13.6%	19.6%	26.3%	12.7%	#DIV/0!	#DIV/0!
50-54	25.6%	#DIV/0!	26.1%	24.8%	23.0%	28.7%	28.8%	25.0%	28.9%	23.8%	#DIV/0!	#DIV/0!
55-59	18.9%	#DIV/0!	25.4%	17.9%	11.5%	17.2%	16.7%	14.3%	5.3%	25.4%	#DIV/0!	#DIV/0!
60-64	10.4%	#DIV/0!	11.7%	10.7%	15.5%	6.9%	4.5%	3.6%	7.9%	9.5%	#DIV/0!	#DIV/0!
65-69	4.8%	#DIV/0!	4.3%	3.8%	4.1%	9.2%	6.1%	7.1%	2.6%	4.8%	#DIV/0!	#DIV/0!
70-74	1.2%	#DIV/0!	0.3%	0.9%	2.0%	2.3%	1.5%	0.0%	0.0%	4.8%	#DIV/0!	#DIV/0!
>=75	1.8%	#DIV/0!	1.7%	2.6%	0.0%	2.3%	3.0%	0.0%	2.6%	3.2%	#DIV/0!	#DIV/0!
Total # of vehicles	991	0	299	234	148	87	66	56	38	63	0	0
Average speed	52.0	#DIV/0!	53.6	51.5	51.1	53.2	50.3	48.1	48.6	53.9	#DIV/0!	#DIV/0!
St. Dev.	10.4	#DIV/0!	8.8	11.2	9.7	9.9	12.7	12.6	12.2	9.6	#DIV/0!	#DIV/0!
85th percentile	61.5	#NUM!	61.5	60.4	61.5	61.5	58.6	56.7	56.2	60.3	#NUM!	#NUM!
Min	9.1	0.0	12.7	11.5	19.8	23.4	15.0	9.1	18.6	28.1	0.0	0.0
Max	90.1	0.0	86.6	90.1	72.2	79.8	85.5	69.8	77.5	80.5	0.0	0.0
Range	81.0	0.0	74.0	78.6	52.4	56.4	70.5	60.7	58.9	52.4	0.0	0.0

		Hour										
Vehicle Speed (25-50 FT Vehicles)	Total	20:00-21:00	21:00-22:00	22:00-23:00	23:00-00:00	00:00-01:00	01:00-02:00	02:00-03:00	03:00-04:00	04:00-05:00	05:00-06:00	06:00-07:00
		MPH										
< 10	0.5%	#DIV/0!	0.0%	0.0%	0.0%	0.0%	5.0%	0.0%	0.0%	0.0%	#DIV/0!	#DIV/0!
10-14	3.1%	#DIV/0!	0.0%	0.0%	0.0%	0.0%	10.0%	21.4%	0.0%	4.3%	#DIV/0!	#DIV/0!
15-19	6.2%	#DIV/0!	1.9%	2.9%	5.0%	7.1%	10.0%	0.0%	20.0%	13.0%	#DIV/0!	#DIV/0!
20-24	5.7%	#DIV/0!	0.0%	8.8%	0.0%	14.3%	5.0%	0.0%	20.0%	8.7%	#DIV/0!	#DIV/0!
25-29	5.2%	#DIV/0!	5.7%	11.8%	0.0%	0.0%	10.0%	7.1%	0.0%	0.0%	#DIV/0!	#DIV/0!
30-34	7.8%	#DIV/0!	7.5%	11.8%	15.0%	14.3%	5.0%	0.0%	0.0%	4.3%	#DIV/0!	#DIV/0!
35-39	14.0%	#DIV/0!	18.9%	8.8%	5.0%	14.3%	10.0%	0.0%	13.3%	30.4%	#DIV/0!	#DIV/0!
40-44	23.3%	#DIV/0!	34.0%	14.7%	30.0%	7.1%	20.0%	35.7%	20.0%	13.0%	#DIV/0!	#DIV/0!
45-49	14.0%	#DIV/0!	11.3%	23.5%	5.0%	7.1%	15.0%	14.3%	13.3%	17.4%	#DIV/0!	#DIV/0!
50-54	9.3%	#DIV/0!	11.3%	8.8%	20.0%	14.3%	5.0%	0.0%	13.3%	0.0%	#DIV/0!	#DIV/0!
55-59	5.2%	#DIV/0!	3.8%	0.0%	15.0%	14.3%	5.0%	7.1%	0.0%	4.3%	#DIV/0!	#DIV/0!
60-64	2.1%	#DIV/0!	1.9%	5.9%	5.0%	0.0%	0.0%	0.0%	0.0%	0.0%	#DIV/0!	#DIV/0!
65-69	1.6%	#DIV/0!	0.0%	2.9%	0.0%	0.0%	0.0%	14.3%	0.0%	0.0%	#DIV/0!	#DIV/0!
70-74	0.5%	#DIV/0!	0.0%	0.0%	0.0%	0.0%	0.0%	0.0%	0.0%	4.3%	#DIV/0!	#DIV/0!
>=75	1.6%	#DIV/0!	3.8%	0.0%	0.0%	7.1%	0.0%	0.0%	0.0%	0.0%	#DIV/0!	#DIV/0!
Total # of vehicle	193	0	53	34	20	14	20	14	15	23	0	0
Average speed	40.5	#DIV/0!	43.5	40.3	44.7	42.8	33.8	40.9	35.0	37.6	#DIV/0!	#DIV/0!
St. Dev.	13.7	#DIV/0!	11.8	12.0	11.6	18.3	15.1	17.7	12.6	13.7	#DIV/0!	#DIV/0!
85th percentile	52.0	#NUM!	50.8	52.0	58.1	57.9	48.6	58.3	47.6	48.2	#NUM!	#NUM!
Min	6.7	0.0	16.2	18.6	16.2	17.4	6.7	13.9	17.4	13.9	0.0	0.0
Max	93.5	0.0	93.5	66.1	60.3	86.5	55.8	66.1	52.0	72.2	0.0	0.0
Range	86.8	0.0	77.3	47.4	44.1	69.1	49.1	52.2	34.5	58.3	0.0	0.0

		Hour										
Vehicle Speed (50-75 FT Vehicles)	Total	20:00-21:00	21:00-22:00	22:00-23:00	23:00-00:00	00:00-01:00	01:00-02:00	02:00-03:00	03:00-04:00	04:00-05:00	05:00-06:00	06:00-07:00
		MPH										
< 10	0.0%	#DIV/0!	0.0%	0.0%	0.0%	0.0%	0.0%	0.0%	0.0%	0.0%	#DIV/0!	#DIV/0!
10-14	1.2%	#DIV/0!	3.7%	0.0%	0.0%	0.0%	6.7%	0.0%	0.0%	0.0%	#DIV/0!	#DIV/0!
15-19	18.2%	#DIV/0!	3.7%	24.0%	12.9%	35.7%	13.3%	16.7%	23.1%	26.7%	#DIV/0!	#DIV/0!
20-24	22.4%	#DIV/0!	11.1%	12.0%	22.6%	14.3%	33.3%	50.0%	23.1%	33.3%	#DIV/0!	#DIV/0!
25-29	10.9%	#DIV/0!	29.6%	0.0%	6.5%	0.0%	6.7%	8.3%	15.4%	13.3%	#DIV/0!	#DIV/0!
30-34	12.1%	#DIV/0!	18.5%	4.0%	3.2%	0.0%	6.7%	25.0%	26.9%	13.3%	#DIV/0!	#DIV/0!
35-39	11.5%	#DIV/0!	7.4%	20.0%	16.1%	21.4%	13.3%	0.0%	7.7%	0.0%	#DIV/0!	#DIV/0!
40-44	12.1%	#DIV/0!	14.8%	20.0%	19.4%	7.1%	13.3%	0.0%	3.8%	6.7%	#DIV/0!	#DIV/0!
45-49	7.3%	#DIV/0!	11.1%	12.0%	12.9%	7.1%	6.7%	0.0%	0.0%	0.0%	#DIV/0!	#DIV/0!
50-54	2.4%	#DIV/0!	0.0%	4.0%	3.2%	7.1%	0.0%	0.0%	0.0%	6.7%	#DIV/0!	#DIV/0!
55-59	1.8%	#DIV/0!	0.0%	4.0%	3.2%	7.1%	0.0%	0.0%	0.0%	0.0%	#DIV/0!	#DIV/0!
60-64	0.0%	#DIV/0!	0.0%	0.0%	0.0%	0.0%	0.0%	0.0%	0.0%	0.0%	#DIV/0!	#DIV/0!
65-69	0.0%	#DIV/0!	0.0%	0.0%	0.0%	0.0%	0.0%	0.0%	0.0%	0.0%	#DIV/0!	#DIV/0!
70-74	0.0%	#DIV/0!	0.0%	0.0%	0.0%	0.0%	0.0%	0.0%	0.0%	0.0%	#DIV/0!	#DIV/0!
>=75	0.0%	#DIV/0!	0.0%	0.0%	0.0%	0.0%	0.0%	0.0%	0.0%	0.0%	#DIV/0!	#DIV/0!
Total # of vehicle	165	0	27	25	31	14	15	12	26	15	0	0
Average speed	30.7	#DIV/0!	32.2	34.4	34.5	32.0	28.3	24.5	26.7	26.8	#DIV/0!	#DIV/0!
St. Dev.	10.8	#DIV/0!	9.2	12.6	11.8	14.0	10.2	5.2	7.0	9.9	#DIV/0!	#DIV/0!
85th percentile	43.6	#NUM!	44.4	47.0	47.2	48.5	39.8	30.9	34.1	31.6	#NUM!	#NUM!
Min	12.7	0.0	12.7	16.2	17.4	16.2	13.9	17.4	16.2	16.2	0.0	0.0
Max	56.9	0.0	46.6	56.9	56.7	55.5	45.5	34.1	42.4	54.3	0.0	0.0
Range	44.3	0.0	34.0	40.7	39.3	39.3	31.6	16.7	26.2	38.1	0.0	0.0

Vehicle Speed (+75 FT Vehicles)	Hour											
	Total	20:00-21:00	21:00-22:00	22:00-23:00	23:00-00:00	00:00-01:00	01:00-02:00	02:00-03:00	03:00-04:00	04:00-05:00	05:00-06:00	06:00-07:00
MPH												
< 10	0.0%	#DIV/0!	0.0%	0.0%	0.0%	0.0%	0.0%	0.0%	0.0%	0.0%	#DIV/0!	#DIV/0!
10-14	0.0%	#DIV/0!	0.0%	0.0%	0.0%	0.0%	0.0%	0.0%	0.0%	0.0%	#DIV/0!	#DIV/0!
15-19	3.2%	#DIV/0!	0.0%	20.0%	0.0%	0.0%	0.0%	0.0%	0.0%	0.0%	#DIV/0!	#DIV/0!
20-24	12.9%	#DIV/0!	0.0%	0.0%	0.0%	0.0%	0.0%	0.0%	20.0%	42.9%	#DIV/0!	#DIV/0!
25-29	9.7%	#DIV/0!	0.0%	20.0%	0.0%	0.0%	0.0%	50.0%	20.0%	0.0%	#DIV/0!	#DIV/0!
30-34	25.8%	#DIV/0!	0.0%	20.0%	66.7%	0.0%	100.0%	50.0%	0.0%	28.6%	#DIV/0!	#DIV/0!
35-39	25.8%	#DIV/0!	66.7%	20.0%	0.0%	0.0%	0.0%	0.0%	60.0%	28.6%	#DIV/0!	#DIV/0!
40-44	9.7%	#DIV/0!	0.0%	0.0%	0.0%	75.0%	0.0%	0.0%	0.0%	0.0%	#DIV/0!	#DIV/0!
45-49	3.2%	#DIV/0!	0.0%	0.0%	33.3%	0.0%	0.0%	0.0%	0.0%	0.0%	#DIV/0!	#DIV/0!
50-54	9.7%	#DIV/0!	33.3%	20.0%	0.0%	25.0%	0.0%	0.0%	0.0%	0.0%	#DIV/0!	#DIV/0!
55-59	0.0%	#DIV/0!	0.0%	0.0%	0.0%	0.0%	0.0%	0.0%	0.0%	0.0%	#DIV/0!	#DIV/0!
60-64	0.0%	#DIV/0!	0.0%	0.0%	0.0%	0.0%	0.0%	0.0%	0.0%	0.0%	#DIV/0!	#DIV/0!
65-69	0.0%	#DIV/0!	0.0%	0.0%	0.0%	0.0%	0.0%	0.0%	0.0%	0.0%	#DIV/0!	#DIV/0!
70-74	0.0%	#DIV/0!	0.0%	0.0%	0.0%	0.0%	0.0%	0.0%	0.0%	0.0%	#DIV/0!	#DIV/0!
>=75	0.0%	#DIV/0!	0.0%	0.0%	0.0%	0.0%	0.0%	0.0%	0.0%	0.0%	#DIV/0!	#DIV/0!
Total # of vehicle	31	0	3	5	3	4	2	2	5	7	0	0
Average speed	34.9	#DIV/0!	42.4	34.5	37.3	43.9	31.1	29.9	32.4	30.2	#DIV/0!	#DIV/0!
St. Dev.	8.8	#DIV/0!	10.4	12.3	10.7	5.4	0.8	2.5	6.8	6.1	#DIV/0!	#DIV/0!
85th percentile	41.8	#NUM!	49.0	44.0	44.2	47.7	31.5	31.2	38.1	36.6	#NUM!	#NUM!
Min	18.6	0.0	36.3	18.6	30.5	40.0	30.5	28.1	24.6	23.4	0.0	0.0
Max	54.3	0.0	54.3	52.0	49.6	52.0	31.7	31.7	38.9	37.7	0.0	0.0
Range	35.7	0.0	18.0	33.3	19.0	11.9	1.2	3.6	14.3	14.3	0.0	0.0



Day 8 Beginning of Taper

Vehicle Speed (all vehicles)	Hour											
	Total	20:00-21:00	21:00-22:00	22:00-23:00	23:00-00:00	00:00-01:00	01:00-02:00	02:00-03:00	03:00-04:00	04:00-05:00	05:00-06:00	06:00-07:00
MPH												
< 10	0.0%	#DIV/0!	0.0%	0.0%	0.0%	0.0%	0.0%	0.0%	0.0%	0.0%	#DIV/0!	#DIV/0!
10-14	0.1%	#DIV/0!	0.0%	0.0%	0.0%	0.0%	0.0%	0.0%	1.5%	0.0%	#DIV/0!	#DIV/0!
15-19	0.5%	#DIV/0!	0.6%	0.0%	0.0%	1.0%	2.2%	1.4%	0.0%	0.0%	#DIV/0!	#DIV/0!
20-24	0.4%	#DIV/0!	0.0%	0.0%	1.9%	1.0%	1.1%	0.0%	0.0%	0.0%	#DIV/0!	#DIV/0!
25-29	1.6%	#DIV/0!	0.9%	1.3%	0.6%	2.9%	1.1%	2.7%	1.5%	4.2%	#DIV/0!	#DIV/0!
30-34	2.3%	#DIV/0!	1.3%	3.0%	2.5%	2.0%	4.3%	0.0%	5.9%	1.1%	#DIV/0!	#DIV/0!
35-39	3.9%	#DIV/0!	1.9%	4.7%	3.8%	2.0%	3.3%	10.8%	2.9%	7.4%	#DIV/0!	#DIV/0!
40-44	8.9%	#DIV/0!	7.2%	12.4%	6.3%	2.9%	12.0%	5.4%	19.1%	9.5%	#DIV/0!	#DIV/0!
45-49	12.2%	#DIV/0!	13.8%	10.7%	7.6%	10.8%	9.8%	14.9%	19.1%	14.7%	#DIV/0!	#DIV/0!
50-54	16.9%	#DIV/0!	18.8%	13.7%	21.5%	17.6%	16.3%	13.5%	17.6%	12.6%	#DIV/0!	#DIV/0!
55-59	19.3%	#DIV/0!	18.8%	20.2%	19.6%	30.4%	17.4%	14.9%	16.2%	13.7%	#DIV/0!	#DIV/0!
60-64	13.3%	#DIV/0!	14.4%	13.7%	15.2%	10.8%	13.0%	6.8%	10.3%	15.8%	#DIV/0!	#DIV/0!
65-69	9.4%	#DIV/0!	12.2%	6.0%	10.1%	8.8%	13.0%	9.5%	4.4%	7.4%	#DIV/0!	#DIV/0!
70-74	5.1%	#DIV/0!	5.9%	5.2%	5.7%	2.9%	1.1%	13.5%	0.0%	4.2%	#DIV/0!	#DIV/0!
>=75	6.1%	#DIV/0!	4.4%	9.0%	5.1%	6.9%	5.4%	6.8%	1.5%	9.5%	#DIV/0!	#DIV/0!
Total # of vehicles	1142	0	320	233	158	102	92	74	68	95	0	0
Average speed	55.5	#DIV/0!	56.6	55.6	55.9	56.1	53.8	55.7	50.2	55.1	#DIV/0!	#DIV/0!
St. Dev.	12.1	#DIV/0!	10.8	12.5	11.8	12.3	12.9	14.0	11.1	13.1	#DIV/0!	#DIV/0!
85th percentile	66.6	#NUM!	67.2	67.2	66.6	65.5	65.5	70.8	60.8	67.8	#NUM!	#NUM!
Min	12.8	0.0	15.1	27.7	22.0	17.4	16.2	15.1	12.8	26.5	0.0	0.0
Max	93.0	0.0	86.1	88.4	93.0	90.7	81.5	93.0	83.8	91.8	0.0	0.0
Range	80.1	0.0	71.0	60.7	71.0	73.3	65.3	77.9	71.0	65.3	0.0	0.0

Vehicle Speed (0-25 FT Vehicles)	Hour											
	Total	20:00-21:00	21:00-22:00	22:00-23:00	23:00-00:00	00:00-01:00	01:00-02:00	02:00-03:00	03:00-04:00	04:00-05:00	05:00-06:00	06:00-07:00
MPH												
< 10	0.0%	#DIV/0!	0.0%	0.0%	0.0%	0.0%	0.0%	0.0%	0.0%	0.0%	#DIV/0!	#DIV/0!
10-14	0.1%	#DIV/0!	0.0%	0.0%	0.0%	0.0%	0.0%	0.0%	3.1%	0.0%	#DIV/0!	#DIV/0!
15-19	0.7%	#DIV/0!	0.8%	0.0%	0.0%	1.3%	3.3%	2.0%	0.0%	0.0%	#DIV/0!	#DIV/0!
20-24	0.6%	#DIV/0!	0.0%	0.0%	2.5%	1.3%	1.7%	0.0%	0.0%	0.0%	#DIV/0!	#DIV/0!
25-29	1.1%	#DIV/0!	0.8%	0.6%	0.8%	2.5%	0.0%	2.0%	0.0%	3.3%	#DIV/0!	#DIV/0!
30-34	1.7%	#DIV/0!	0.8%	2.2%	1.7%	2.5%	3.3%	0.0%	6.3%	0.0%	#DIV/0!	#DIV/0!
35-39	2.8%	#DIV/0!	1.1%	3.3%	5.0%	1.3%	3.3%	4.1%	0.0%	6.7%	#DIV/0!	#DIV/0!
40-44	5.8%	#DIV/0!	5.0%	12.2%	1.7%	2.5%	5.0%	2.0%	9.4%	5.0%	#DIV/0!	#DIV/0!
45-49	10.7%	#DIV/0!	13.0%	8.8%	5.9%	10.0%	6.7%	14.3%	21.9%	11.7%	#DIV/0!	#DIV/0!
50-54	15.9%	#DIV/0!	18.3%	13.8%	21.0%	15.0%	15.0%	12.2%	12.5%	8.3%	#DIV/0!	#DIV/0!
55-59	21.0%	#DIV/0!	19.5%	22.7%	21.0%	28.8%	18.3%	16.3%	18.8%	20.0%	#DIV/0!	#DIV/0!
60-64	14.6%	#DIV/0!	16.0%	12.7%	14.3%	12.5%	16.7%	8.2%	18.8%	18.3%	#DIV/0!	#DIV/0!
65-69	11.7%	#DIV/0!	13.4%	6.6%	13.4%	11.3%	18.3%	14.3%	9.4%	10.0%	#DIV/0!	#DIV/0!
70-74	6.2%	#DIV/0!	6.9%	6.1%	6.7%	2.5%	1.7%	18.4%	0.0%	5.0%	#DIV/0!	#DIV/0!
>=75	7.1%	#DIV/0!	4.6%	11.0%	5.9%	8.8%	6.7%	6.1%	0.0%	11.7%	#DIV/0!	#DIV/0!
Total # of vehicles	843	0	262	181	119	80	60	49	32	60	0	0
Average speed	57.1	#DIV/0!	57.7	57.1	56.9	57.0	56.2	58.4	52.2	58.0	#DIV/0!	#DIV/0!
St. Dev.	12.0	#DIV/0!	10.5	12.4	12.0	13.0	13.5	13.0	11.8	13.1	#DIV/0!	#DIV/0!
85th percentile	68.1	#NUM!	67.8	69.6	67.6	65.6	66.8	70.8	62.4	70.3	#NUM!	#NUM!
Min	12.8	0.0	15.1	27.7	22.0	17.4	16.2	15.1	12.8	26.5	0.0	0.0
Max	93.0	0.0	86.1	88.4	93.0	90.7	81.5	78.1	67.8	91.8	0.0	0.0
Range	80.1	0.0	71.0	60.7	71.0	73.3	65.3	63.0	55.0	65.3	0.0	0.0

Vehicle Speed (25-50 FT Vehicles)	Hour											
	Total	20:00-21:00	21:00-22:00	22:00-23:00	23:00-00:00	00:00-01:00	01:00-02:00	02:00-03:00	03:00-04:00	04:00-05:00	05:00-06:00	06:00-07:00
MPH												
< 10	0.0%	#DIV/0!	0.0%	0.0%	0.0%	0.0%	0.0%	0.0%	0.0%	0.0%	#DIV/0!	#DIV/0!
10-14	0.0%	#DIV/0!	0.0%	0.0%	0.0%	0.0%	0.0%	0.0%	0.0%	0.0%	#DIV/0!	#DIV/0!
15-19	0.0%	#DIV/0!	0.0%	0.0%	0.0%	0.0%	0.0%	0.0%	0.0%	0.0%	#DIV/0!	#DIV/0!
20-24	0.0%	#DIV/0!	0.0%	0.0%	0.0%	0.0%	0.0%	0.0%	0.0%	0.0%	#DIV/0!	#DIV/0!
25-29	2.8%	#DIV/0!	0.0%	3.3%	0.0%	0.0%	4.3%	7.1%	5.0%	5.6%	#DIV/0!	#DIV/0!
30-34	3.9%	#DIV/0!	4.9%	6.7%	0.0%	0.0%	8.7%	0.0%	5.0%	0.0%	#DIV/0!	#DIV/0!
35-39	5.0%	#DIV/0!	4.9%	6.7%	0.0%	0.0%	4.3%	14.3%	0.0%	11.1%	#DIV/0!	#DIV/0!
40-44	15.6%	#DIV/0!	12.2%	16.7%	8.7%	9.1%	17.4%	7.1%	25.0%	27.8%	#DIV/0!	#DIV/0!
45-49	16.7%	#DIV/0!	19.5%	10.0%	17.4%	9.1%	17.4%	14.3%	25.0%	16.7%	#DIV/0!	#DIV/0!
50-54	22.8%	#DIV/0!	19.5%	20.0%	30.4%	45.5%	13.0%	28.6%	25.0%	16.7%	#DIV/0!	#DIV/0!
55-59	17.8%	#DIV/0!	17.1%	20.0%	21.7%	27.3%	21.7%	14.3%	15.0%	5.6%	#DIV/0!	#DIV/0!
60-64	8.3%	#DIV/0!	9.8%	17.4%	9.1%	8.7%	0.0%	0.0%	5.6%	5.6%	#DIV/0!	#DIV/0!
65-69	2.8%	#DIV/0!	7.3%	3.3%	0.0%	0.0%	0.0%	0.0%	5.6%	#DIV/0!	#DIV/0!	
70-74	1.1%	#DIV/0!	2.4%	0.0%	4.3%	0.0%	0.0%	0.0%	0.0%	0.0%	#DIV/0!	#DIV/0!
>=75	3.3%	#DIV/0!	2.4%	3.3%	0.0%	0.0%	4.3%	14.3%	0.0%	5.6%	#DIV/0!	#DIV/0!
Total # of vehicle	180	0	41	30	23	11	23	14	20	18	0	0
Average speed	51.1	#DIV/0!	52.4	50.1	54.4	54.0	49.4	52.9	47.1	49.3	#DIV/0!	#DIV/0!
St. Dev.	10.7	#DIV/0!	10.1	11.1	7.3	5.9	11.4	17.1	8.1	12.1	#DIV/0!	#DIV/0!
85th percentile	60.2	#NUM!	60.9	60.5	60.6	58.7	58.0	60.8	54.3	59.5	#NUM!	#NUM!
Min	25.4	0.0	31.1	30.0	40.3	42.6	27.7	25.4	26.5	30.0	0.0	0.0
Max	93.0	0.0	77.0	76.1	73.5	64.5	77.9	93.0	58.6	81.5	0.0	0.0
Range	67.6	0.0	45.9	46.1	33.2	21.9	50.2	67.6	32.1	51.5	0.0	0.0

Vehicle Speed (50-75 FT Vehicles)	Hour											
	Total	20:00-21:00	21:00-22:00	22:00-23:00	23:00-00:00	00:00-01:00	01:00-02:00	02:00-03:00	03:00-04:00	04:00-05:00	05:00-06:00	06:00-07:00
MPH												
< 10	0.0%	#DIV/0!	0.0%	0.0%	0.0%	0.0%	0.0%	0.0%	0.0%	0.0%	#DIV/0!	#DIV/0!
10-14	0.0%	#DIV/0!	0.0%	0.0%	0.0%	0.0%	0.0%	0.0%	0.0%	0.0%	#DIV/0!	#DIV/0!
15-19	0.0%	#DIV/0!	0.0%	0.0%	0.0%	0.0%	0.0%	0.0%	0.0%	0.0%	#DIV/0!	#DIV/0!
20-24	0.0%	#DIV/0!	0.0%	0.0%	0.0%	0.0%	0.0%	0.0%	0.0%	0.0%	#DIV/0!	#DIV/0!
25-29	4.4%	#DIV/0!	7.1%	5.6%	0.0%	10.0%	0.0%	0.0%	0.0%	10.0%	#DIV/0!	#DIV/0!
30-34	5.6%	#DIV/0!	0.0%	5.6%	16.7%	0.0%	0.0%	0.0%	11.1%	10.0%	#DIV/0!	#DIV/0!
35-39	10.0%	#DIV/0!	7.1%	11.1%	0.0%	10.0%	0.0%	37.5%	22.2%	0.0%	#DIV/0!	#DIV/0!
40-44	24.4%	#DIV/0!	35.7%	11.1%	50.0%	0.0%	44.4%	25.0%	22.2%	10.0%	#DIV/0!	#DIV/0!
45-49	15.6%	#DIV/0!	7.1%	27.8%	8.3%	20.0%	11.1%	12.5%	0.0%	30.0%	#DIV/0!	#DIV/0!
50-54	16.7%	#DIV/0!	28.6%	5.6%	8.3%	10.0%	33.3%	0.0%	33.3%	20.0%	#DIV/0!	#DIV/0!
55-59	8.9%	#DIV/0!	7.1%	0.0%	0.0%	50.0%	0.0%	12.5%	11.1%	0.0%	#DIV/0!	#DIV/0!
60-64	8.9%	#DIV/0!	0.0%	22.2%	16.7%	0.0%	0.0%	0.0%	0.0%	20.0%	#DIV/0!	#DIV/0!
65-69	3.3%	#DIV/0!	7.1%	5.6%	0.0%	0.0%	11.1%	0.0%	0.0%	0.0%	#DIV/0!	#DIV/0!
70-74	2.2%	#DIV/0!	0.0%	5.6%	0.0%	0.0%	0.0%	12.5%	0.0%	0.0%	#DIV/0!	#DIV/0!
>=75	0.0%	#DIV/0!	0.0%	0.0%	0.0%	0.0%	0.0%	0.0%	0.0%	0.0%	#DIV/0!	#DIV/0!
Total # of vehicle	90	0	14	18	12	10	9	8	9	10	0	0
Average speed	48.2	#DIV/0!	47.2	50.4	46.2	49.7	49.0	46.7	45.9	48.8	#DIV/0!	#DIV/0!
St. Dev.	10.1	#DIV/0!	8.5	12.4	10.2	10.3	7.9	12.0	9.0	10.6	#DIV/0!	#DIV/0!
85th percentile	59.0	#NUM!	52.2	64.4	56.9	57.0	53.6	55.9	53.8	58.7	#NUM!	#NUM!
Min	28.0	0.0	29.7	28.9	32.3	28.0	40.3	35.7	32.4	30.0	0.0	0.0
Max	72.3	0.0	65.4	72.3	64.3	59.2	65.5	71.6	58.6	62.7	0.0	0.0
Range	44.4	0.0	35.7	43.5	32.1	31.2	25.2	35.9	26.2	32.8	0.0	0.0

Vehicle Speed (+75 FT Vehicles)	Hour											
	Total	20:00-21:00	21:00-22:00	22:00-23:00	23:00-00:00	00:00-01:00	01:00-02:00	02:00-03:00	03:00-04:00	04:00-05:00	05:00-06:00	06:00-07:00
MPH												
< 10	0.0%	#DIV/0!	0.0%	0.0%	0.0%	0.0%	#DIV/0!	0.0%	0.0%	0.0%	#DIV/0!	#DIV/0!
10-14	0.0%	#DIV/0!	0.0%	0.0%	0.0%	0.0%	#DIV/0!	0.0%	0.0%	0.0%	#DIV/0!	#DIV/0!
15-19	0.0%	#DIV/0!	0.0%	0.0%	0.0%	0.0%	#DIV/0!	0.0%	0.0%	0.0%	#DIV/0!	#DIV/0!
20-24	0.0%	#DIV/0!	0.0%	0.0%	0.0%	0.0%	#DIV/0!	0.0%	0.0%	0.0%	#DIV/0!	#DIV/0!
25-29	0.0%	#DIV/0!	0.0%	0.0%	0.0%	0.0%	#DIV/0!	0.0%	0.0%	0.0%	#DIV/0!	#DIV/0!
30-34	0.0%	#DIV/0!	0.0%	0.0%	0.0%	0.0%	#DIV/0!	0.0%	0.0%	0.0%	#DIV/0!	#DIV/0!
35-39	10.3%	#DIV/0!	0.0%	25.0%	0.0%	0.0%	#DIV/0!	33.3%	0.0%	14.3%	#DIV/0!	#DIV/0!
40-44	10.3%	#DIV/0!	0.0%	0.0%	0.0%	0.0%	#DIV/0!	0.0%	42.9%	0.0%	#DIV/0!	#DIV/0!
45-49	17.2%	#DIV/0!	33.3%	25.0%	0.0%	0.0%	#DIV/0!	33.3%	14.3%	14.3%	#DIV/0!	#DIV/0!
50-54	10.3%	#DIV/0!	0.0%	0.0%	25.0%	0.0%	#DIV/0!	0.0%	0.0%	28.6%	#DIV/0!	#DIV/0!
55-59	10.3%	#DIV/0!	33.3%	0.0%	25.0%	0.0%	#DIV/0!	0.0%	14.3%	0.0%	#DIV/0!	#DIV/0!
60-64	20.7%	#DIV/0!	0.0%	50.0%	25.0%	0.0%	#DIV/0!	33.3%	14.3%	14.3%	#DIV/0!	#DIV/0!
65-69	0.0%	#DIV/0!	0.0%	0.0%	0.0%	0.0%	#DIV/0!	0.0%	0.0%	0.0%	#DIV/0!	#DIV/0!
70-74	6.9%	#DIV/0!	0.0%	0.0%	0.0%	100.0%	#DIV/0!	0.0%	0.0%	14.3%	#DIV/0!	#DIV/0!
>=75	13.8%	#DIV/0!	33.3%	0.0%	25.0%	0.0%	#DIV/0!	0.0%	14.3%	14.3%	#DIV/0!	#DIV/0!
Total # of vehicle	29	0	3	4	4	1	0	3	7	7	0	0
Average speed	57.0	#DIV/0!	63.3	52.9	64.6	71.6	#DIV/0!	48.9	55.1	55.1	#DIV/0!	#DIV/0!
St. Dev.	14.0	#DIV/0!	20.2	12.5	15.3	#DIV/0!	#DIV/0!	11.0	15.1	12.7	#DIV/0!	#DIV/0!
85th percentile	71.3	#NUM!	77.2	62.9	75.4	71.6	#NUM!	56.6	66.3	65.2	#NUM!	#NUM!
Min	36.9	0.0	47.6	36.9	54.7	71.6	0.0	39.1	42.6	36.9	0.0	0.0
Max	87.2	0.0	86.1	64.5	87.2	71.6	0.0	60.9	83.8	74.6	0.0	0.0
Range	50.3	0.0	38.5	27.6	32.5	0.0	0.0	21.8	41.2	37.8	0.0	0.0

Day 8 End of Taper

Vehicle Speed (all vehicles)	Hour											
	Total	20:00-21:00	21:00-22:00	22:00-23:00	23:00-00:00	00:00-01:00	01:00-02:00	02:00-03:00	03:00-04:00	04:00-05:00	05:00-06:00	06:00-07:00
MPH												
< 10	0.0%	#DIV/0!	0.0%	0.0%	0.0%	0.0%	0.0%	0.0%	0.0%	0.0%	#DIV/0!	#DIV/0!
10-14	0.0%	#DIV/0!	0.0%	0.0%	0.0%	0.0%	0.0%	0.0%	0.0%	0.0%	#DIV/0!	#DIV/0!
15-19	0.1%	#DIV/0!	0.0%	0.3%	0.0%	0.0%	0.0%	0.0%	0.0%	0.0%	#DIV/0!	#DIV/0!
20-24	0.2%	#DIV/0!	0.0%	0.3%	0.5%	0.0%	0.0%	0.0%	1.1%	0.0%	#DIV/0!	#DIV/0!
25-29	0.7%	#DIV/0!	1.2%	0.7%	1.4%	0.0%	0.0%	0.0%	0.0%	0.8%	#DIV/0!	#DIV/0!
30-34	2.5%	#DIV/0!	2.5%	3.0%	2.7%	1.5%	2.7%	4.4%	1.1%	1.6%	#DIV/0!	#DIV/0!
35-39	7.6%	#DIV/0!	8.1%	8.8%	5.4%	3.8%	10.7%	10.0%	9.7%	4.9%	#DIV/0!	#DIV/0!
40-44	12.0%	#DIV/0!	9.9%	12.8%	9.5%	11.5%	12.5%	13.3%	17.2%	16.3%	#DIV/0!	#DIV/0!
45-49	17.5%	#DIV/0!	20.0%	11.8%	19.8%	16.2%	22.3%	11.1%	24.7%	15.4%	#DIV/0!	#DIV/0!
50-54	17.8%	#DIV/0!	19.3%	13.5%	22.1%	18.5%	16.1%	17.8%	17.2%	17.1%	#DIV/0!	#DIV/0!
55-59	18.8%	#DIV/0!	17.0%	22.6%	18.5%	19.2%	13.4%	18.9%	15.1%	22.8%	#DIV/0!	#DIV/0!
60-64	12.0%	#DIV/0!	14.1%	12.8%	9.0%	13.1%	11.6%	10.0%	9.7%	10.6%	#DIV/0!	#DIV/0!
65-69	6.3%	#DIV/0!	4.9%	8.1%	5.4%	10.0%	4.5%	8.9%	2.2%	6.5%	#DIV/0!	#DIV/0!
70-74	2.7%	#DIV/0!	2.0%	2.7%	3.2%	3.8%	4.5%	2.2%	2.2%	2.4%	#DIV/0!	#DIV/0!
>=75	1.9%	#DIV/0!	1.0%	2.7%	2.7%	2.3%	1.8%	3.3%	0.0%	1.6%	#DIV/0!	#DIV/0!
Total # of vehicles	1472	0	405	297	222	130	112	90	93	123	0	0
Average speed	52.2	#DIV/0!	51.7	52.7	52.4	54.4	51.2	52.3	49.6	52.4	#DIV/0!	#DIV/0!
St. Dev.	10.2	#DIV/0!	9.7	10.9	10.3	9.8	10.2	11.3	8.6	9.7	#DIV/0!	#DIV/0!
85th percentile	62.0	#NUM!	61.4	63.0	61.0	65.0	62.4	62.7	59.0	61.7	#NUM!	#NUM!
Min	19.0	0.0	25.0	19.0	23.0	32.0	32.0	31.0	24.0	29.0	0.0	0.0
Max	85.0	0.0	84.0	82.0	85.0	81.0	76.0	82.0	73.0	80.0	0.0	0.0
Range	66.0	0.0	59.0	63.0	62.0	49.0	44.0	51.0	49.0	51.0	0.0	0.0

Vehicle Speed (0-25 FT Vehicles)	Hour											
	Total	20:00-21:00	21:00-22:00	22:00-23:00	23:00-00:00	00:00-01:00	01:00-02:00	02:00-03:00	03:00-04:00	04:00-05:00	05:00-06:00	06:00-07:00
MPH												
< 10	0.0%	#DIV/0!	0.0%	0.0%	0.0%	0.0%	0.0%	0.0%	0.0%	0.0%	#DIV/0!	#DIV/0!
10-14	0.0%	#DIV/0!	0.0%	0.0%	0.0%	0.0%	0.0%	0.0%	0.0%	0.0%	#DIV/0!	#DIV/0!
15-19	0.1%	#DIV/0!	0.0%	0.4%	0.0%	0.0%	0.0%	0.0%	0.0%	0.0%	#DIV/0!	#DIV/0!
20-24	0.1%	#DIV/0!	0.0%	0.0%	0.6%	0.0%	0.0%	0.0%	0.0%	0.0%	#DIV/0!	#DIV/0!
25-29	0.8%	#DIV/0!	1.0%	0.9%	1.9%	0.0%	0.0%	0.0%	0.0%	0.0%	#DIV/0!	#DIV/0!
30-34	1.8%	#DIV/0!	2.2%	1.7%	1.9%	2.1%	0.0%	5.2%	0.0%	0.0%	#DIV/0!	#DIV/0!
35-39	5.0%	#DIV/0!	6.7%	6.9%	1.9%	1.0%	5.8%	3.4%	6.3%	2.8%	#DIV/0!	#DIV/0!
40-44	9.2%	#DIV/0!	7.4%	10.3%	8.0%	11.3%	8.7%	10.3%	12.5%	11.3%	#DIV/0!	#DIV/0!
45-49	15.3%	#DIV/0!	18.9%	10.3%	17.3%	14.4%	15.9%	8.6%	22.9%	11.3%	#DIV/0!	#DIV/0!
50-54	17.4%	#DIV/0!	18.6%	12.9%	21.6%	13.4%	18.8%	19.0%	18.8%	19.7%	#DIV/0!	#DIV/0!
55-59	21.8%	#DIV/0!	20.2%	25.0%	21.0%	23.7%	15.9%	24.1%	16.7%	25.4%	#DIV/0!	#DIV/0!
60-64	14.9%	#DIV/0!	16.7%	15.5%	10.5%	15.5%	17.4%	12.1%	14.6%	14.1%	#DIV/0!	#DIV/0!
65-69	8.0%	#DIV/0!	5.4%	9.5%	7.4%	11.3%	7.2%	12.1%	4.2%	11.3%	#DIV/0!	#DIV/0!
70-74	3.6%	#DIV/0!	2.2%	3.4%	4.3%	4.1%	7.2%	3.4%	4.2%	4.2%	#DIV/0!	#DIV/0!
>=75	2.0%	#DIV/0!	0.6%	3.0%	3.7%	3.1%	2.9%	1.7%	0.0%	0.0%	#DIV/0!	#DIV/0!
Total # of vehicles	1049	0	312	232	162	97	69	58	48	71	0	0
Average speed	54.0	#DIV/0!	52.7	54.4	54.2	55.8	55.2	54.3	52.4	55.1	#DIV/0!	#DIV/0!
St. Dev.	9.9	#DIV/0!	9.4	10.6	10.7	9.7	9.9	10.5	8.3	8.5	#DIV/0!	#DIV/0!
85th percentile	64.0	#NUM!	62.0	65.0	64.9	65.0	65.0	65.0	61.0	64.0	#NUM!	#NUM!
Min	19.0	0.0	28.0	19.0	23.0	32.0	36.0	31.0	39.0	37.0	0.0	0.0
Max	85.0	0.0	84.0	81.0	85.0	81.0	76.0	82.0	73.0	73.0	0.0	0.0
Range	66.0	0.0	56.0	62.0	62.0	49.0	40.0	51.0	34.0	36.0	0.0	0.0

Vehicle Speed (25-50 FT Vehicles)	Hour											
	Total	20:00-21:00	21:00-22:00	22:00-23:00	23:00-00:00	00:00-01:00	01:00-02:00	02:00-03:00	03:00-04:00	04:00-05:00	05:00-06:00	06:00-07:00
MPH												
< 10	0.0%	#DIV/0!	0.0%	0.0%	0.0%	0.0%	0.0%	0.0%	0.0%	0.0%	#DIV/0!	#DIV/0!
10-14	0.0%	#DIV/0!	0.0%	0.0%	0.0%	0.0%	0.0%	0.0%	0.0%	0.0%	#DIV/0!	#DIV/0!
15-19	0.0%	#DIV/0!	0.0%	0.0%	0.0%	0.0%	0.0%	0.0%	0.0%	0.0%	#DIV/0!	#DIV/0!
20-24	0.9%	#DIV/0!	0.0%	0.0%	0.0%	0.0%	0.0%	0.0%	3.8%	0.0%	#DIV/0!	#DIV/0!
25-29	0.4%	#DIV/0!	1.6%	0.0%	0.0%	0.0%	0.0%	0.0%	0.0%	0.0%	#DIV/0!	#DIV/0!
30-34	3.4%	#DIV/0!	1.6%	7.9%	0.0%	0.0%	10.0%	0.0%	0.0%	9.1%	#DIV/0!	#DIV/0!
35-39	10.6%	#DIV/0!	9.8%	10.5%	12.1%	11.8%	20.0%	11.1%	11.5%	0.0%	#DIV/0!	#DIV/0!
40-44	19.1%	#DIV/0!	16.4%	23.7%	18.2%	17.6%	5.0%	22.2%	26.9%	22.7%	#DIV/0!	#DIV/0!
45-49	25.1%	#DIV/0!	26.2%	15.8%	30.3%	17.6%	40.0%	16.7%	26.9%	27.3%	#DIV/0!	#DIV/0!
50-54	17.4%	#DIV/0!	19.7%	10.5%	18.2%	29.4%	20.0%	22.2%	15.4%	9.1%	#DIV/0!	#DIV/0!
55-59	12.8%	#DIV/0!	8.2%	18.4%	15.2%	5.9%	5.0%	16.7%	11.5%	22.7%	#DIV/0!	#DIV/0!
60-64	4.3%	#DIV/0!	6.6%	2.6%	6.1%	11.8%	0.0%	0.0%	3.8%	0.0%	#DIV/0!	#DIV/0!
65-69	2.6%	#DIV/0!	4.9%	5.3%	0.0%	0.0%	0.0%	5.6%	0.0%	0.0%	#DIV/0!	#DIV/0!
70-74	0.9%	#DIV/0!	1.6%	0.0%	0.0%	5.9%	0.0%	0.0%	0.0%	0.0%	#DIV/0!	#DIV/0!
>=75	2.6%	#DIV/0!	3.3%	2.6%	0.0%	0.0%	0.0%	5.6%	0.0%	9.1%	#DIV/0!	#DIV/0!
Total # of vehicle	235	0	61	38	33	17	20	18	26	22	0	0
Average speed	48.7	#DIV/0!	50.1	47.8	48.3	50.0	44.6	50.8	46.5	49.9	#DIV/0!	#DIV/0!
St. Dev.	9.8	#DIV/0!	10.5	11.5	6.8	9.5	6.5	10.7	7.8	12.1	#DIV/0!	#DIV/0!
85th percentile	57.0	#NUM!	60.0	59.0	56.2	58.0	50.2	57.5	54.3	57.6	#NUM!	#NUM!
Min	21.0	0.0	25.0	21.0	35.0	35.0	32.0	38.0	24.0	30.0	0.0	0.0
Max	83.0	0.0	83.0	82.0	60.0	73.0	55.0	81.0	62.0	80.0	0.0	0.0
Range	62.0	0.0	58.0	61.0	25.0	38.0	23.0	43.0	38.0	50.0	0.0	0.0

Vehicle Speed (50-75 FT Vehicles)	Hour											
	Total	20:00-21:00	21:00-22:00	22:00-23:00	23:00-00:00	00:00-01:00	01:00-02:00	02:00-03:00	03:00-04:00	04:00-05:00	05:00-06:00	06:00-07:00
MPH												
< 10	0.0%	#DIV/0!	0.0%	0.0%	0.0%	0.0%	0.0%	0.0%	0.0%	0.0%	#DIV/0!	#DIV/0!
10-14	0.0%	#DIV/0!	0.0%	0.0%	0.0%	0.0%	0.0%	0.0%	0.0%	0.0%	#DIV/0!	#DIV/0!
15-19	0.0%	#DIV/0!	0.0%	0.0%	0.0%	0.0%	0.0%	0.0%	0.0%	0.0%	#DIV/0!	#DIV/0!
20-24	0.0%	#DIV/0!	0.0%	0.0%	0.0%	0.0%	0.0%	0.0%	0.0%	0.0%	#DIV/0!	#DIV/0!
25-29	1.3%	#DIV/0!	3.4%	0.0%	0.0%	0.0%	0.0%	0.0%	0.0%	4.3%	#DIV/0!	#DIV/0!
30-34	6.5%	#DIV/0!	6.9%	8.0%	3.0%	0.0%	5.0%	14.3%	7.7%	0.0%	#DIV/0!	#DIV/0!
35-39	20.3%	#DIV/0!	17.2%	24.0%	21.7%	15.4%	15.0%	42.9%	23.1%	17.4%	#DIV/0!	#DIV/0!
40-44	19.6%	#DIV/0!	24.1%	20.0%	8.7%	7.7%	30.0%	14.3%	15.4%	26.1%	#DIV/0!	#DIV/0!
45-49	21.6%	#DIV/0!	17.2%	16.0%	21.7%	23.1%	30.0%	28.6%	30.8%	17.4%	#DIV/0!	#DIV/0!
50-54	20.3%	#DIV/0!	24.1%	24.0%	30.4%	30.8%	5.0%	0.0%	15.4%	17.4%	#DIV/0!	#DIV/0!
55-59	6.5%	#DIV/0!	3.4%	4.0%	4.3%	7.7%	10.0%	0.0%	7.7%	13.0%	#DIV/0!	#DIV/0!
60-64	2.6%	#DIV/0!	3.4%	4.0%	0.0%	0.0%	5.0%	0.0%	0.0%	4.3%	#DIV/0!	#DIV/0!
65-69	1.3%	#DIV/0!	0.0%	0.0%	0.0%	15.4%	0.0%	0.0%	0.0%	0.0%	#DIV/0!	#DIV/0!
70-74	0.0%	#DIV/0!	0.0%	0.0%	0.0%	0.0%	0.0%	0.0%	0.0%	0.0%	#DIV/0!	#DIV/0!
>=75	0.0%	#DIV/0!	0.0%	0.0%	0.0%	0.0%	0.0%	0.0%	0.0%	0.0%	#DIV/0!	#DIV/0!
Total # of vehicle	153	0	29	25	23	13	20	7	13	23	0	0
Average speed	45.2	#DIV/0!	44.5	44.3	45.0	50.5	45.2	39.9	44.2	46.2	#DIV/0!	#DIV/0!
St. Dev.	8.0	#DIV/0!	8.5	7.5	7.9	10.0	7.1	6.3	6.9	7.9	#DIV/0!	#DIV/0!
85th percentile	53.0	#NUM!	52.0	52.0	52.7	59.8	51.6	47.2	50.4	54.7	#NUM!	#NUM!
Min	26.0	0.0	26.0	34.0	31.0	36.0	34.0	31.0	34.0	29.0	0.0	0.0
Max	68.0	0.0	61.0	61.0	59.0	68.0	62.0	49.0	56.0	61.0	0.0	0.0
Range	42.0	0.0	35.0	27.0	28.0	32.0	28.0	18.0	22.0	32.0	0.0	0.0

Vehicle Speed (+75 FT Vehicles)	Hour											
	Total	20:00-21:00	21:00-22:00	22:00-23:00	23:00-00:00	00:00-01:00	01:00-02:00	02:00-03:00	03:00-04:00	04:00-05:00	05:00-06:00	06:00-07:00
MPH												
< 10	0.0%	#DIV/0!	0.0%	0.0%	0.0%	0.0%	0.0%	0.0%	0.0%	0.0%	#DIV/0!	#DIV/0!
10-14	0.0%	#DIV/0!	0.0%	0.0%	0.0%	0.0%	0.0%	0.0%	0.0%	0.0%	#DIV/0!	#DIV/0!
15-19	0.0%	#DIV/0!	0.0%	0.0%	0.0%	0.0%	0.0%	0.0%	0.0%	0.0%	#DIV/0!	#DIV/0!
20-24	0.0%	#DIV/0!	0.0%	0.0%	0.0%	0.0%	0.0%	0.0%	0.0%	0.0%	#DIV/0!	#DIV/0!
25-29	0.0%	#DIV/0!	0.0%	0.0%	0.0%	0.0%	0.0%	0.0%	0.0%	0.0%	#DIV/0!	#DIV/0!
30-34	0.0%	#DIV/0!	0.0%	0.0%	0.0%	0.0%	0.0%	0.0%	0.0%	0.0%	#DIV/0!	#DIV/0!
35-39	11.4%	#DIV/0!	33.3%	0.0%	0.0%	0.0%	33.3%	28.6%	0.0%	0.0%	#DIV/0!	#DIV/0!
40-44	11.4%	#DIV/0!	0.0%	0.0%	0.0%	0.0%	33.3%	14.3%	16.7%	14.3%	#DIV/0!	#DIV/0!
45-49	17.1%	#DIV/0!	33.3%	50.0%	25.0%	33.3%	0.0%	0.0%	16.7%	14.3%	#DIV/0!	#DIV/0!
50-54	20.0%	#DIV/0!	33.3%	0.0%	25.0%	66.7%	0.0%	14.3%	16.7%	14.3%	#DIV/0!	#DIV/0!
55-59	20.0%	#DIV/0!	0.0%	50.0%	25.0%	0.0%	33.3%	0.0%	33.3%	28.6%	#DIV/0!	#DIV/0!
60-64	17.1%	#DIV/0!	0.0%	0.0%	25.0%	0.0%	0.0%	28.6%	16.7%	28.6%	#DIV/0!	#DIV/0!
65-69	0.0%	#DIV/0!	0.0%	0.0%	0.0%	0.0%	0.0%	0.0%	0.0%	0.0%	#DIV/0!	#DIV/0!
70-74	0.0%	#DIV/0!	0.0%	0.0%	0.0%	0.0%	0.0%	0.0%	0.0%	0.0%	#DIV/0!	#DIV/0!
>=75	2.9%	#DIV/0!	0.0%	0.0%	0.0%	0.0%	0.0%	14.3%	0.0%	0.0%	#DIV/0!	#DIV/0!
Total # of vehicle	35	0	3	2	4	3	3	7	6	7	0	0
Average speed	51.5	#DIV/0!	45.3	51.0	54.3	51.0	45.0	51.9	53.0	54.1	#DIV/0!	#DIV/0!
St. Dev.	9.6	#DIV/0!	9.0	5.7	6.1	3.5	12.5	15.5	8.0	8.3	#DIV/0!	#DIV/0!
85th percentile	61.8	#NUM!	51.6	53.8	59.3	53.0	53.6	63.5	58.5	62.1	#NUM!	#NUM!
Min	35.0	0.0	36.0	47.0	48.0	47.0	35.0	35.0	40.0	40.0	0.0	0.0
Max	77.0	0.0	54.0	55.0	62.0	53.0	59.0	77.0	63.0	63.0	0.0	0.0
Range	42.0	0.0	18.0	8.0	14.0	6.0	24.0	42.0	23.0	23.0	0.0	0.0

Day 8 1<sup>st</sup> WZ

Vehicle Speed (all vehicles)	Hour											
	Total	20:00-21:00	21:00-22:00	22:00-23:00	23:00-00:00	00:00-01:00	01:00-02:00	02:00-03:00	03:00-04:00	04:00-05:00	05:00-06:00	06:00-07:00
MPH												
< 10	0.1%	#DIV/0!	0.0%	0.0%	0.0%	0.8%	0.0%	0.0%	0.0%	0.0%	#DIV/0!	#DIV/0!
10-14	0.4%	#DIV/0!	0.0%	0.7%	1.9%	0.0%	0.0%	0.0%	0.0%	0.0%	#DIV/0!	#DIV/0!
15-19	1.3%	#DIV/0!	0.5%	1.4%	3.8%	0.8%	0.9%	1.1%	1.2%	0.0%	#DIV/0!	#DIV/0!
20-24	3.0%	#DIV/0!	2.1%	5.1%	4.2%	0.8%	2.7%	2.1%	0.0%	3.6%	#DIV/0!	#DIV/0!
25-29	4.6%	#DIV/0!	3.2%	7.9%	6.6%	1.6%	5.4%	2.1%	3.5%	2.7%	#DIV/0!	#DIV/0!
30-34	6.9%	#DIV/0!	4.8%	11.0%	9.4%	1.6%	4.5%	9.5%	3.5%	8.0%	#DIV/0!	#DIV/0!
35-39	12.3%	#DIV/0!	12.5%	16.4%	7.5%	9.6%	16.1%	13.7%	15.1%	5.4%	#DIV/0!	#DIV/0!
40-44	19.2%	#DIV/0!	24.4%	17.5%	18.8%	15.2%	15.2%	14.7%	17.4%	20.5%	#DIV/0!	#DIV/0!
45-49	21.2%	#DIV/0!	20.7%	17.8%	19.2%	28.8%	21.4%	22.1%	24.4%	23.2%	#DIV/0!	#DIV/0!
50-54	13.1%	#DIV/0!	14.9%	11.0%	12.7%	15.2%	8.0%	10.5%	17.4%	15.2%	#DIV/0!	#DIV/0!
55-59	10.3%	#DIV/0!	9.8%	8.2%	8.0%	12.8%	15.2%	12.6%	12.8%	10.7%	#DIV/0!	#DIV/0!
60-64	5.0%	#DIV/0!	5.3%	2.4%	4.2%	9.6%	6.3%	5.3%	3.5%	6.3%	#DIV/0!	#DIV/0!
65-69	1.8%	#DIV/0!	1.1%	0.3%	2.8%	1.6%	2.7%	4.2%	1.2%	3.6%	#DIV/0!	#DIV/0!
70-74	0.6%	#DIV/0!	0.3%	0.0%	0.5%	1.6%	1.8%	2.1%	0.0%	0.9%	#DIV/0!	#DIV/0!
>=75	0.3%	#DIV/0!	0.5%	0.3%	0.5%	0.0%	0.0%	0.0%	0.0%	0.0%	#DIV/0!	#DIV/0!
Total # of vehicles	1412	0	377	292	213	125	112	95	86	112	0	0
Average speed	45.1	#DIV/0!	45.8	41.8	43.2	48.8	46.4	46.6	46.6	47.0	#DIV/0!	#DIV/0!
St. Dev.	10.8	#DIV/0!	9.5	10.8	12.6	10.0	11.3	11.3	9.0	10.6	#DIV/0!	#DIV/0!
85th percentile	56.2	#NUM!	55.2	53.1	55.6	58.3	58.3	57.3	55.2	57.3	#NUM!	#NUM!
Min	9.9	0.0	19.4	13.1	13.1	9.9	19.4	16.2	17.3	21.5	0.0	0.0
Max	79.4	0.0	78.4	79.4	74.1	73.1	72.0	72.0	68.9	73.1	0.0	0.0
Range	69.5	0.0	59.0	66.4	61.1	63.2	52.7	55.8	51.6	51.6	0.0	0.0

Vehicle Speed (0-25 FT Vehicles)	Hour											
	Total	20:00-21:00	21:00-22:00	22:00-23:00	23:00-00:00	00:00-01:00	01:00-02:00	02:00-03:00	03:00-04:00	04:00-05:00	05:00-06:00	06:00-07:00
MPH												
< 10	0.1%	#DIV/0!	0.0%	0.0%	0.0%	1.1%	0.0%	0.0%	0.0%	0.0%	#DIV/0!	#DIV/0!
10-14	0.5%	#DIV/0!	0.0%	0.8%	1.9%	0.0%	0.0%	0.0%	0.0%	0.0%	#DIV/0!	#DIV/0!
15-19	1.0%	#DIV/0!	0.3%	1.2%	3.7%	1.1%	0.0%	0.0%	0.0%	0.0%	#DIV/0!	#DIV/0!
20-24	2.1%	#DIV/0!	1.6%	4.1%	2.5%	0.0%	1.4%	1.5%	0.0%	2.5%	#DIV/0!	#DIV/0!
25-29	4.1%	#DIV/0!	2.2%	7.0%	6.2%	2.1%	5.5%	1.5%	4.3%	1.3%	#DIV/0!	#DIV/0!
30-34	6.0%	#DIV/0!	4.7%	9.1%	8.7%	1.1%	2.7%	7.5%	0.0%	7.5%	#DIV/0!	#DIV/0!
35-39	11.4%	#DIV/0!	11.3%	15.7%	8.1%	4.3%	13.7%	14.9%	12.8%	7.5%	#DIV/0!	#DIV/0!
40-44	19.1%	#DIV/0!	24.5%	17.8%	18.0%	17.0%	12.3%	14.9%	12.8%	20.0%	#DIV/0!	#DIV/0!
45-49	21.2%	#DIV/0!	20.1%	19.8%	20.5%	29.8%	19.2%	17.9%	23.4%	23.8%	#DIV/0!	#DIV/0!
50-54	13.8%	#DIV/0!	16.0%	12.0%	11.8%	13.8%	9.6%	11.9%	21.3%	15.0%	#DIV/0!	#DIV/0!
55-59	11.7%	#DIV/0!	11.3%	9.5%	8.7%	13.8%	19.2%	14.9%	19.1%	10.0%	#DIV/0!	#DIV/0!
60-64	6.0%	#DIV/0!	6.3%	2.5%	5.0%	11.7%	9.6%	7.5%	6.4%	6.3%	#DIV/0!	#DIV/0!
65-69	2.1%	#DIV/0!	0.9%	0.4%	3.7%	2.1%	4.1%	6.0%	0.0%	5.0%	#DIV/0!	#DIV/0!
70-74	0.7%	#DIV/0!	0.3%	0.0%	0.6%	2.1%	2.7%	1.5%	0.0%	1.3%	#DIV/0!	#DIV/0!
>=75	0.2%	#DIV/0!	0.3%	0.0%	0.6%	0.0%	0.0%	0.0%	0.0%	0.0%	#DIV/0!	#DIV/0!
Total # of vehicles	1082	0	318	242	161	94	73	67	47	80	0	0
Average speed	46.1	#DIV/0!	46.6	42.6	44.2	49.9	49.0	48.2	48.5	47.9	#DIV/0!	#DIV/0!
St. Dev.	10.7	#DIV/0!	9.1	10.4	12.6	10.2	11.4	11.0	8.5	10.4	#DIV/0!	#DIV/0!
85th percentile	56.4	#NUM!	56.2	54.1	57.3	60.5	60.5	59.6	57.3	57.5	#NUM!	#NUM!
Min	9.9	0.0	19.4	13.1	13.1	9.9	22.5	22.5	27.8	22.5	0.0	0.0
Max	74.1	0.0	74.1	66.8	74.1	73.1	72.0	72.0	62.6	73.1	0.0	0.0
Range	64.3	0.0	54.8	53.7	61.1	63.2	49.5	49.5	34.8	50.6	0.0	0.0

Vehicle Speed (25-50 FT Vehicles)	Hour											
	Total	20:00-21:00	21:00-22:00	22:00-23:00	23:00-00:00	00:00-01:00	01:00-02:00	02:00-03:00	03:00-04:00	04:00-05:00	05:00-06:00	06:00-07:00
MPH												
< 10	0.0%	#DIV/0!	0.0%	0.0%	0.0%	0.0%	0.0%	0.0%	0.0%	0.0%	#DIV/0!	#DIV/0!
10-14	0.4%	#DIV/0!	0.0%	0.0%	2.8%	0.0%	0.0%	0.0%	0.0%	0.0%	#DIV/0!	#DIV/0!
15-19	2.7%	#DIV/0!	2.4%	0.0%	5.6%	0.0%	4.0%	5.0%	3.8%	0.0%	#DIV/0!	#DIV/0!
20-24	7.2%	#DIV/0!	7.3%	9.1%	11.1%	4.2%	8.0%	5.0%	0.0%	11.1%	#DIV/0!	#DIV/0!
25-29	7.6%	#DIV/0!	12.2%	15.2%	11.1%	0.0%	0.0%	5.0%	0.0%	11.1%	#DIV/0!	#DIV/0!
30-34	9.4%	#DIV/0!	7.3%	15.2%	11.1%	4.2%	4.0%	15.0%	11.5%	5.6%	#DIV/0!	#DIV/0!
35-39	13.0%	#DIV/0!	14.6%	15.2%	5.6%	16.7%	20.0%	10.0%	19.2%	0.0%	#DIV/0!	#DIV/0!
40-44	18.4%	#DIV/0!	22.0%	18.2%	19.4%	8.3%	20.0%	15.0%	23.1%	16.7%	#DIV/0!	#DIV/0!
45-49	22.0%	#DIV/0!	24.4%	12.1%	16.7%	25.0%	24.0%	35.0%	23.1%	22.2%	#DIV/0!	#DIV/0!
50-54	10.3%	#DIV/0!	7.3%	9.1%	8.3%	25.0%	8.0%	5.0%	11.5%	11.1%	#DIV/0!	#DIV/0!
55-59	6.7%	#DIV/0!	0.0%	3.0%	5.6%	12.5%	12.0%	5.0%	7.7%	16.7%	#DIV/0!	#DIV/0!
60-64	1.3%	#DIV/0!	0.0%	0.0%	2.8%	4.2%	0.0%	0.0%	0.0%	5.6%	#DIV/0!	#DIV/0!
65-69	0.4%	#DIV/0!	2.4%	0.0%	0.0%	0.0%	0.0%	0.0%	0.0%	0.0%	#DIV/0!	#DIV/0!
70-74	0.0%	#DIV/0!	0.0%	0.0%	0.0%	0.0%	0.0%	0.0%	0.0%	0.0%	#DIV/0!	#DIV/0!
>=75	0.4%	#DIV/0!	0.0%	3.0%	0.0%	0.0%	0.0%	0.0%	0.0%	0.0%	#DIV/0!	#DIV/0!
Total # of vehicle	223	0	41	33	36	24	25	20	26	18	0	0
Average speed	41.3	#DIV/0!	39.7	39.2	38.4	47.2	42.4	40.5	43.2	43.3	#DIV/0!	#DIV/0!
St. Dev.	11.0	#DIV/0!	10.0	12.1	12.6	8.9	10.0	10.5	9.0	12.3	#DIV/0!	#DIV/0!
85th percentile	52.0	#NUM!	48.9	49.3	50.7	54.7	52.2	49.9	52.3	56.7	#NUM!	#NUM!
Min	14.1	0.0	19.4	20.4	14.1	24.6	19.4	16.2	17.3	21.5	0.0	0.0
Max	79.4	0.0	65.7	79.4	64.7	62.6	59.4	56.2	59.4	60.5	0.0	0.0
Range	65.3	0.0	46.3	59.0	50.6	37.9	40.0	40.0	42.1	39.0	0.0	0.0

Vehicle Speed (50-75 FT Vehicles)	Hour											
	Total	20:00-21:00	21:00-22:00	22:00-23:00	23:00-00:00	00:00-01:00	01:00-02:00	02:00-03:00	03:00-04:00	04:00-05:00	05:00-06:00	06:00-07:00
MPH												
< 10	0.0%	#DIV/0!	0.0%	0.0%	0.0%	0.0%	0.0%	0.0%	0.0%	0.0%	#DIV/0!	#DIV/0!
10-14	0.0%	#DIV/0!	0.0%	0.0%	0.0%	0.0%	0.0%	0.0%	0.0%	0.0%	#DIV/0!	#DIV/0!
15-19	1.1%	#DIV/0!	0.0%	6.7%	0.0%	0.0%	0.0%	0.0%	0.0%	0.0%	#DIV/0!	#DIV/0!
20-24	3.3%	#DIV/0!	0.0%	13.3%	8.3%	0.0%	0.0%	0.0%	0.0%	0.0%	#DIV/0!	#DIV/0!
25-29	4.4%	#DIV/0!	0.0%	6.7%	0.0%	0.0%	15.4%	0.0%	10.0%	0.0%	#DIV/0!	#DIV/0!
30-34	12.2%	#DIV/0!	0.0%	33.3%	16.7%	0.0%	15.4%	14.3%	0.0%	10.0%	#DIV/0!	#DIV/0!
35-39	21.1%	#DIV/0!	31.3%	20.0%	8.3%	57.1%	23.1%	14.3%	20.0%	0.0%	#DIV/0!	#DIV/0!
40-44	20.0%	#DIV/0!	25.0%	13.3%	25.0%	14.3%	23.1%	14.3%	10.0%	30.0%	#DIV/0!	#DIV/0!
45-49	21.1%	#DIV/0!	25.0%	0.0%	16.7%	28.6%	23.1%	14.3%	40.0%	30.0%	#DIV/0!	#DIV/0!
50-54	10.0%	#DIV/0!	12.5%	0.0%	25.0%	0.0%	0.0%	14.3%	10.0%	20.0%	#DIV/0!	#DIV/0!
55-59	2.2%	#DIV/0!	6.3%	0.0%	0.0%	0.0%	0.0%	14.3%	0.0%	0.0%	#DIV/0!	#DIV/0!
60-64	2.2%	#DIV/0!	0.0%	6.7%	0.0%	0.0%	0.0%	0.0%	10.0%	0.0%	#DIV/0!	#DIV/0!
65-69	1.1%	#DIV/0!	0.0%	0.0%	0.0%	0.0%	0.0%	0.0%	10.0%	0.0%	#DIV/0!	#DIV/0!
70-74	1.1%	#DIV/0!	0.0%	0.0%	0.0%	0.0%	0.0%	14.3%	0.0%	0.0%	#DIV/0!	#DIV/0!
>=75	0.0%	#DIV/0!	0.0%	0.0%	0.0%	0.0%	0.0%	0.0%	0.0%	0.0%	#DIV/0!	#DIV/0!
Total # of vehicle	90	0	16	15	12	7	13	7	10	10	0	0
Average speed	42.2	#DIV/0!	44.2	34.8	42.3	40.6	38.7	48.6	46.0	46.9	#DIV/0!	#DIV/0!
St. Dev.	9.7	#DIV/0!	6.5	11.0	9.8	5.0	7.0	12.8	10.6	8.0	#DIV/0!	#DIV/0!
85th percentile	51.7	#NUM!	51.0	41.3	52.4	46.8	46.1	56.8	51.9	53.1	#NUM!	#NUM!
Min	18.3	0.0	35.2	18.3	21.5	35.2	27.8	32.0	29.9	34.1	0.0	0.0
Max	71.0	0.0	58.3	64.7	53.1	46.8	48.9	71.0	68.9	62.6	0.0	0.0
Range	52.7	0.0	23.2	46.3	31.6	11.6	21.1	39.0	39.0	28.4	0.0	0.0



Vehicle Speed (+75 FT Vehicles)	Hour											
	Total	20:00-21:00	21:00-22:00	22:00-23:00	23:00-00:00	00:00-01:00	01:00-02:00	02:00-03:00	03:00-04:00	04:00-05:00	05:00-06:00	06:00-07:00
MPH												
< 10	0.0%	#DIV/0!	0.0%	0.0%	0.0%	#DIV/0!	0.0%	0.0%	0.0%	0.0%	#DIV/0!	#DIV/0!
10-14	0.0%	#DIV/0!	0.0%	0.0%	0.0%	#DIV/0!	0.0%	0.0%	0.0%	0.0%	#DIV/0!	#DIV/0!
15-19	0.0%	#DIV/0!	0.0%	0.0%	0.0%	#DIV/0!	0.0%	0.0%	0.0%	0.0%	#DIV/0!	#DIV/0!
20-24	0.0%	#DIV/0!	0.0%	0.0%	0.0%	#DIV/0!	0.0%	0.0%	0.0%	0.0%	#DIV/0!	#DIV/0!
25-29	0.0%	#DIV/0!	0.0%	0.0%	0.0%	#DIV/0!	0.0%	0.0%	0.0%	0.0%	#DIV/0!	#DIV/0!
30-34	5.9%	#DIV/0!	0.0%	0.0%	0.0%	#DIV/0!	0.0%	0.0%	0.0%	25.0%	#DIV/0!	#DIV/0!
35-39	11.8%	#DIV/0!	0.0%	100.0%	0.0%	#DIV/0!	0.0%	0.0%	0.0%	0.0%	#DIV/0!	#DIV/0!
40-44	29.4%	#DIV/0!	50.0%	0.0%	25.0%	#DIV/0!	0.0%	0.0%	66.7%	25.0%	#DIV/0!	#DIV/0!
45-49	11.8%	#DIV/0!	0.0%	0.0%	0.0%	#DIV/0!	100.0%	100.0%	0.0%	0.0%	#DIV/0!	#DIV/0!
50-54	23.5%	#DIV/0!	0.0%	0.0%	50.0%	#DIV/0!	0.0%	0.0%	33.3%	25.0%	#DIV/0!	#DIV/0!
55-59	11.8%	#DIV/0!	0.0%	0.0%	25.0%	#DIV/0!	0.0%	0.0%	0.0%	25.0%	#DIV/0!	#DIV/0!
60-64	0.0%	#DIV/0!	0.0%	0.0%	0.0%	#DIV/0!	0.0%	0.0%	0.0%	0.0%	#DIV/0!	#DIV/0!
65-69	0.0%	#DIV/0!	0.0%	0.0%	0.0%	#DIV/0!	0.0%	0.0%	0.0%	0.0%	#DIV/0!	#DIV/0!
70-74	0.0%	#DIV/0!	0.0%	0.0%	0.0%	#DIV/0!	0.0%	0.0%	0.0%	0.0%	#DIV/0!	#DIV/0!
>=75	5.9%	#DIV/0!	50.0%	0.0%	0.0%	#DIV/0!	0.0%	0.0%	0.0%	0.0%	#DIV/0!	#DIV/0!
Total # of vehicle	17	0	2	2	4	0	1	1	3	4	0	0
Average speed	48.5	#DIV/0!	61.0	36.8	51.5	#DIV/0!	47.8	47.8	46.4	47.0	#DIV/0!	#DIV/0!
St. Dev.	10.8	#DIV/0!	24.6	2.2	5.5	#DIV/0!	#DIV/0!	#DIV/0!	7.0	12.0	#DIV/0!	#DIV/0!
85th percentile	55.4	#NUM!	73.1	37.9	55.3	#NUM!	47.8	47.8	51.3	57.0	#NUM!	#NUM!
Min	33.1	0.0	43.6	35.2	43.6	0.0	47.8	47.8	40.4	33.1	0.0	0.0
Max	78.4	0.0	78.4	38.3	56.2	0.0	47.8	47.8	54.1	59.4	0.0	0.0
Range	45.3	0.0	34.8	3.2	12.6	0.0	0.0	0.0	13.7	26.3	0.0	0.0









Day 8 2<sup>nd</sup> WZ

Vehicle Speed (all vehicles)	Hour											
	Total	20:00-21:00	21:00-22:00	22:00-23:00	23:00-00:00	00:00-01:00	01:00-02:00	02:00-03:00	03:00-04:00	04:00-05:00	05:00-06:00	06:00-07:00
MPH												
< 10	0.0%	#DIV/0!	0.0%	0.0%	0.0%	0.0%	0.0%	0.0%	0.0%	0.0%	#DIV/0!	#DIV/0!
10-14	0.6%	#DIV/0!	0.5%	0.3%	0.0%	0.0%	0.0%	3.9%	0.0%	0.9%	#DIV/0!	#DIV/0!
15-19	0.7%	#DIV/0!	0.8%	0.0%	0.9%	0.0%	0.9%	3.9%	0.0%	0.0%	#DIV/0!	#DIV/0!
20-24	1.3%	#DIV/0!	1.1%	2.7%	0.0%	0.0%	1.9%	4.9%	0.0%	0.0%	#DIV/0!	#DIV/0!
25-29	6.5%	#DIV/0!	7.6%	11.3%	7.4%	1.6%	1.9%	7.8%	1.1%	0.9%	#DIV/0!	#DIV/0!
30-34	12.1%	#DIV/0!	12.1%	18.3%	14.7%	6.5%	9.4%	11.8%	4.4%	5.3%	#DIV/0!	#DIV/0!
35-39	22.9%	#DIV/0!	25.3%	31.6%	25.3%	8.9%	16.0%	20.6%	24.2%	9.7%	#DIV/0!	#DIV/0!
40-44	22.2%	#DIV/0!	21.1%	21.3%	22.1%	17.7%	31.1%	19.6%	22.0%	28.3%	#DIV/0!	#DIV/0!
45-49	15.3%	#DIV/0!	16.1%	9.3%	13.4%	21.0%	13.2%	14.7%	28.6%	18.6%	#DIV/0!	#DIV/0!
50-54	11.5%	#DIV/0!	11.3%	3.3%	10.1%	27.4%	12.3%	7.8%	14.3%	19.5%	#DIV/0!	#DIV/0!
55-59	3.3%	#DIV/0!	3.2%	0.7%	3.2%	4.8%	7.5%	2.0%	5.5%	4.4%	#DIV/0!	#DIV/0!
60-64	1.5%	#DIV/0!	0.5%	0.7%	0.9%	5.6%	2.8%	0.0%	0.0%	5.3%	#DIV/0!	#DIV/0!
65-69	1.1%	#DIV/0!	0.3%	0.0%	1.8%	4.0%	0.9%	1.0%	0.0%	3.5%	#DIV/0!	#DIV/0!
70-74	0.4%	#DIV/0!	0.0%	0.0%	0.0%	0.0%	1.9%	1.0%	0.0%	2.7%	#DIV/0!	#DIV/0!
>=75	0.6%	#DIV/0!	0.3%	0.7%	0.0%	2.4%	0.0%	1.0%	0.0%	0.9%	#DIV/0!	#DIV/0!
Total # of vehicles	1434	0	380	301	217	124	106	102	91	113	0	0
Average speed	41.9	#DIV/0!	41.0	38.3	41.3	48.7	44.5	38.5	44.2	47.6	#DIV/0!	#DIV/0!
St. Dev.	9.5	#DIV/0!	8.5	8.0	8.7	9.5	9.6	11.8	6.7	9.9	#DIV/0!	#DIV/0!
85th percentile	51.4	#NUM!	50.2	44.5	50.2	56.5	53.9	48.9	50.8	55.9	#NUM!	#NUM!
Min	10.4	0.0	15.0	12.7	17.2	26.3	18.4	10.4	29.7	10.4	0.0	0.0
Max	79.8	0.0	79.8	78.7	69.6	76.4	71.8	75.2	59.3	74.1	0.0	0.0
Range	69.4	0.0	64.8	66.0	52.3	50.1	53.5	64.8	29.6	63.7	0.0	0.0

Vehicle Speed (0-25 FT Vehicles)	Hour											
	Total	20:00-21:00	21:00-22:00	22:00-23:00	23:00-00:00	00:00-01:00	01:00-02:00	02:00-03:00	03:00-04:00	04:00-05:00	05:00-06:00	06:00-07:00
MPH												
< 10	0.0%	#DIV/0!	0.0%	0.0%	0.0%	0.0%	0.0%	0.0%	0.0%	0.0%	#DIV/0!	#DIV/0!
10-14	0.4%	#DIV/0!	0.0%	0.4%	0.0%	0.0%	0.0%	4.8%	0.0%	0.0%	#DIV/0!	#DIV/0!
15-19	0.5%	#DIV/0!	0.7%	0.0%	0.7%	0.0%	0.0%	3.2%	0.0%	0.0%	#DIV/0!	#DIV/0!
20-24	1.2%	#DIV/0!	1.0%	2.5%	0.0%	0.0%	2.8%	1.6%	0.0%	0.0%	#DIV/0!	#DIV/0!
25-29	6.2%	#DIV/0!	7.3%	10.3%	6.5%	2.4%	0.0%	6.5%	2.1%	0.0%	#DIV/0!	#DIV/0!
30-34	11.7%	#DIV/0!	11.9%	17.4%	15.0%	5.9%	4.2%	12.9%	2.1%	3.1%	#DIV/0!	#DIV/0!
35-39	22.4%	#DIV/0!	25.1%	31.8%	24.2%	5.9%	11.3%	21.0%	21.3%	6.2%	#DIV/0!	#DIV/0!
40-44	21.3%	#DIV/0!	20.1%	22.7%	21.6%	10.6%	31.0%	21.0%	21.3%	24.6%	#DIV/0!	#DIV/0!
45-49	15.6%	#DIV/0!	16.2%	9.9%	13.1%	24.7%	15.5%	12.9%	34.0%	16.9%	#DIV/0!	#DIV/0!
50-54	13.0%	#DIV/0!	13.2%	3.3%	11.8%	32.9%	18.3%	11.3%	10.6%	23.1%	#DIV/0!	#DIV/0!
55-59	4.0%	#DIV/0!	4.0%	0.8%	3.3%	5.9%	9.9%	3.2%	8.5%	6.2%	#DIV/0!	#DIV/0!
60-64	1.7%	#DIV/0!	0.3%	0.4%	1.3%	4.7%	4.2%	0.0%	0.0%	9.2%	#DIV/0!	#DIV/0!
65-69	1.3%	#DIV/0!	0.3%	0.0%	2.6%	4.7%	0.0%	0.0%	0.0%	6.2%	#DIV/0!	#DIV/0!
70-74	0.4%	#DIV/0!	0.0%	0.0%	0.0%	0.0%	2.8%	0.0%	0.0%	3.1%	#DIV/0!	#DIV/0!
>=75	0.5%	#DIV/0!	0.0%	0.4%	0.0%	2.4%	0.0%	1.6%	0.0%	1.5%	#DIV/0!	#DIV/0!
Total # of vehicles	1028	0	303	242	153	85	71	62	47	65	0	0
Average speed	42.5	#DIV/0!	41.5	38.5	42.0	49.5	46.8	39.2	45.0	50.6	#DIV/0!	#DIV/0!
St. Dev.	9.5	#DIV/0!	8.2	7.7	9.1	9.4	9.4	11.7	6.8	9.4	#DIV/0!	#DIV/0!
85th percentile	51.4	#NUM!	50.2	44.5	50.2	57.5	56.5	50.0	51.6	60.5	#NUM!	#NUM!
Min	10.4	0.0	18.4	12.7	17.2	26.3	20.6	10.4	29.7	32.0	0.0	0.0
Max	76.4	0.0	65.0	75.2	69.6	76.4	71.8	75.2	59.3	74.1	0.0	0.0
Range	66.0	0.0	46.6	62.6	52.3	50.1	51.2	64.8	29.6	42.1	0.0	0.0

Vehicle Speed (25-50 FT Vehicles)	Hour											
	Total	20:00-21:00	21:00-22:00	22:00-23:00	23:00-00:00	00:00-01:00	01:00-02:00	02:00-03:00	03:00-04:00	04:00-05:00	05:00-06:00	06:00-07:00
MPH												
< 10	0.0%	#DIV/0!	0.0%	0.0%	0.0%	0.0%	0.0%	0.0%	0.0%	0.0%	#DIV/0!	#DIV/0!
10-14	0.9%	#DIV/0!	0.0%	0.0%	0.0%	0.0%	0.0%	5.3%	0.0%	4.8%	#DIV/0!	#DIV/0!
15-19	0.9%	#DIV/0!	0.0%	0.0%	3.1%	0.0%	5.0%	0.0%	0.0%	0.0%	#DIV/0!	#DIV/0!
20-24	0.9%	#DIV/0!	0.0%	2.9%	0.0%	0.0%	0.0%	5.3%	0.0%	0.0%	#DIV/0!	#DIV/0!
25-29	2.8%	#DIV/0!	0.0%	5.9%	9.4%	0.0%	5.0%	0.0%	0.0%	0.0%	#DIV/0!	#DIV/0!
30-34	11.6%	#DIV/0!	13.0%	17.6%	12.5%	8.3%	15.0%	10.5%	5.3%	4.8%	#DIV/0!	#DIV/0!
35-39	23.7%	#DIV/0!	30.4%	35.3%	25.0%	12.5%	30.0%	26.3%	10.5%	4.8%	#DIV/0!	#DIV/0!
40-44	27.9%	#DIV/0!	32.6%	20.6%	28.1%	29.2%	30.0%	21.1%	31.6%	28.6%	#DIV/0!	#DIV/0!
45-49	16.7%	#DIV/0!	19.6%	5.9%	12.5%	12.5%	5.0%	21.1%	26.3%	38.1%	#DIV/0!	#DIV/0!
50-54	9.3%	#DIV/0!	2.2%	5.9%	9.4%	20.8%	0.0%	5.3%	26.3%	14.3%	#DIV/0!	#DIV/0!
55-59	0.5%	#DIV/0!	0.0%	0.0%	0.0%	0.0%	5.0%	0.0%	0.0%	0.0%	#DIV/0!	#DIV/0!
60-64	1.9%	#DIV/0!	0.0%	2.9%	0.0%	12.5%	0.0%	0.0%	0.0%	0.0%	#DIV/0!	#DIV/0!
65-69	0.5%	#DIV/0!	0.0%	0.0%	0.0%	0.0%	5.0%	0.0%	0.0%	0.0%	#DIV/0!	#DIV/0!
70-74	0.9%	#DIV/0!	0.0%	0.0%	0.0%	0.0%	0.0%	5.3%	0.0%	4.8%	#DIV/0!	#DIV/0!
>=75	1.4%	#DIV/0!	2.2%	2.9%	0.0%	4.2%	0.0%	0.0%	0.0%	0.0%	#DIV/0!	#DIV/0!
Total # of vehicle	215	0	46	34	32	24	20	19	19	21	0	0
Average speed	42.3	#DIV/0!	41.8	40.2	39.4	48.1	40.3	40.6	45.3	45.3	#DIV/0!	#DIV/0!
St. Dev.	9.5	#DIV/0!	7.6	10.0	7.8	10.3	9.6	11.5	5.4	11.1	#DIV/0!	#DIV/0!
85th percentile	49.1	#NUM!	46.8	46.9	46.5	57.9	44.7	48.3	50.9	51.4	#NUM!	#NUM!
Min	10.4	0.0	30.9	22.9	18.4	33.2	18.4	12.7	34.3	10.4	0.0	0.0
Max	79.8	0.0	79.8	78.7	51.4	75.2	65.0	70.7	53.6	71.8	0.0	0.0
Range	69.4	0.0	48.9	55.7	33.0	42.1	46.6	58.0	19.3	61.4	0.0	0.0

Vehicle Speed (50-75 FT Vehicles)	Hour											
	Total	20:00-21:00	21:00-22:00	22:00-23:00	23:00-00:00	00:00-01:00	01:00-02:00	02:00-03:00	03:00-04:00	04:00-05:00	05:00-06:00	06:00-07:00
MPH												
< 10	0.0%	#DIV/0!	0.0%	0.0%	0.0%	0.0%	0.0%	0.0%	0.0%	0.0%	#DIV/0!	#DIV/0!
10-14	1.2%	#DIV/0!	7.7%	0.0%	0.0%	0.0%	0.0%	0.0%	0.0%	0.0%	#DIV/0!	#DIV/0!
15-19	1.8%	#DIV/0!	3.8%	0.0%	0.0%	0.0%	0.0%	11.8%	0.0%	0.0%	#DIV/0!	#DIV/0!
20-24	3.0%	#DIV/0!	3.8%	4.8%	0.0%	0.0%	0.0%	17.6%	0.0%	0.0%	#DIV/0!	#DIV/0!
25-29	12.2%	#DIV/0!	23.1%	28.6%	10.0%	0.0%	8.3%	17.6%	0.0%	4.0%	#DIV/0!	#DIV/0!
30-34	15.9%	#DIV/0!	11.5%	33.3%	16.7%	9.1%	33.3%	5.9%	9.1%	12.0%	#DIV/0!	#DIV/0!
35-39	26.2%	#DIV/0!	19.2%	19.0%	33.3%	27.3%	25.0%	17.6%	45.5%	20.0%	#DIV/0!	#DIV/0!
40-44	18.9%	#DIV/0!	11.5%	4.8%	16.7%	45.5%	16.7%	11.8%	18.2%	36.0%	#DIV/0!	#DIV/0!
45-49	11.0%	#DIV/0!	7.7%	9.5%	13.3%	9.1%	16.7%	11.8%	13.6%	8.0%	#DIV/0!	#DIV/0!
50-54	6.1%	#DIV/0!	7.7%	0.0%	3.3%	0.0%	0.0%	0.0%	13.6%	16.0%	#DIV/0!	#DIV/0!
55-59	2.4%	#DIV/0!	0.0%	0.0%	6.7%	9.1%	0.0%	0.0%	0.0%	4.0%	#DIV/0!	#DIV/0!
60-64	0.6%	#DIV/0!	3.8%	0.0%	0.0%	0.0%	0.0%	0.0%	0.0%	0.0%	#DIV/0!	#DIV/0!
65-69	0.6%	#DIV/0!	0.0%	0.0%	0.0%	0.0%	0.0%	5.9%	0.0%	0.0%	#DIV/0!	#DIV/0!
70-74	0.0%	#DIV/0!	0.0%	0.0%	0.0%	0.0%	0.0%	0.0%	0.0%	0.0%	#DIV/0!	#DIV/0!
>=75	0.0%	#DIV/0!	0.0%	0.0%	0.0%	0.0%	0.0%	0.0%	0.0%	0.0%	#DIV/0!	#DIV/0!
Total # of vehicle	164	0	26	21	30	11	12	17	22	25	0	0
Average speed	38.1	#DIV/0!	34.8	33.6	39.7	42.2	37.9	34.2	40.9	42.3	#DIV/0!	#DIV/0!
St. Dev.	9.1	#DIV/0!	11.7	6.6	7.8	6.3	6.1	12.7	6.5	7.2	#DIV/0!	#DIV/0!
85th percentile	46.8	#NUM!	45.7	40.0	46.4	46.8	43.5	45.9	48.7	51.1	#NUM!	#NUM!
Min	15.0	0.0	15.0	24.1	27.5	33.2	28.6	18.4	30.9	29.7	0.0	0.0
Max	66.1	0.0	63.9	46.8	59.3	55.9	47.9	66.1	53.6	55.9	0.0	0.0
Range	51.2	0.0	48.9	22.8	31.9	22.8	19.3	47.8	22.8	26.2	0.0	0.0

Vehicle Speed (+75 FT Vehicles)	Hour											
	Total	20:00-21:00	21:00-22:00	22:00-23:00	23:00-00:00	00:00-01:00	01:00-02:00	02:00-03:00	03:00-04:00	04:00-05:00	05:00-06:00	06:00-07:00
MPH												
< 10	0.0%	#DIV/0!	0.0%	0.0%	0.0%	0.0%	0.0%	0.0%	0.0%	0.0%	#DIV/0!	#DIV/0!
10-14	0.0%	#DIV/0!	0.0%	0.0%	0.0%	0.0%	0.0%	0.0%	0.0%	0.0%	#DIV/0!	#DIV/0!
15-19	0.0%	#DIV/0!	0.0%	0.0%	0.0%	0.0%	0.0%	0.0%	0.0%	0.0%	#DIV/0!	#DIV/0!
20-24	0.0%	#DIV/0!	0.0%	0.0%	0.0%	0.0%	0.0%	0.0%	0.0%	0.0%	#DIV/0!	#DIV/0!
25-29	 11.1%	#DIV/0!	20.0%	25.0%	0.0%	0.0%	0.0%	25.0%	0.0%	0.0%	#DIV/0!	#DIV/0!
30-34	 7.4%	#DIV/0!	20.0%	0.0%	0.0%	0.0%	0.0%	25.0%	0.0%	0.0%	#DIV/0!	#DIV/0!
35-39	 14.8%	#DIV/0!	20.0%	50.0%	0.0%	0.0%	0.0%	0.0%	0.0%	50.0%	#DIV/0!	#DIV/0!
40-44	 33.3%	#DIV/0!	20.0%	25.0%	50.0%	25.0%	100.0%	25.0%	0.0%	50.0%	#DIV/0!	#DIV/0!
45-49	 22.2%	#DIV/0!	20.0%	0.0%	50.0%	25.0%	0.0%	25.0%	66.7%	0.0%	#DIV/0!	#DIV/0!
50-54	 3.7%	#DIV/0!	0.0%	0.0%	0.0%	25.0%	0.0%	0.0%	0.0%	0.0%	#DIV/0!	#DIV/0!
55-59	 3.7%	#DIV/0!	0.0%	0.0%	0.0%	0.0%	0.0%	0.0%	33.3%	0.0%	#DIV/0!	#DIV/0!
60-64	0.0%	#DIV/0!	0.0%	0.0%	0.0%	0.0%	0.0%	0.0%	0.0%	0.0%	#DIV/0!	#DIV/0!
65-69	 3.7%	#DIV/0!	0.0%	0.0%	0.0%	25.0%	0.0%	0.0%	0.0%	0.0%	#DIV/0!	#DIV/0!
70-74	0.0%	#DIV/0!	0.0%	0.0%	0.0%	0.0%	0.0%	0.0%	0.0%	0.0%	#DIV/0!	#DIV/0!
>=75	0.0%	#DIV/0!	0.0%	0.0%	0.0%	0.0%	0.0%	0.0%	0.0%	0.0%	#DIV/0!	#DIV/0!
Total # of vehicle	27	0	5	4	2	4	3	4	3	2	0	0
Average speed	42.3	#DIV/0!	38.6	36.0	45.1	52.2	43.4	36.6	50.6	39.4	#DIV/0!	#DIV/0!
St. Dev.	9.0	#DIV/0!	7.5	7.3	4.0	9.5	1.1	10.6	6.7	2.4	#DIV/0!	#DIV/0!
85th percentile	49.1	#NUM!	44.3	40.1	47.1	59.9	44.2	45.5	55.1	40.6	#NUM!	#NUM!
Min	25.2	0.0	29.7	25.2	42.3	43.4	42.3	25.2	45.7	37.7	0.0	0.0
Max	65.0	0.0	49.1	41.1	47.9	65.0	44.5	49.1	58.2	41.1	0.0	0.0
Range	39.8	0.0	19.3	15.9	5.7	21.6	2.3	23.9	12.5	3.4	0.0	0.0

Day 8 3<sup>rd</sup> WZ

Vehicle Speed (all vehicles)	Hour											
	Total	20:00-21:00	21:00-22:00	22:00-23:00	23:00-00:00	00:00-01:00	01:00-02:00	02:00-03:00	03:00-04:00	04:00-05:00	05:00-06:00	06:00-07:00
MPH												
< 10	0.0%	#DIV/0!	0.0%	0.0%	0.0%	0.0%	0.0%	0.0%	0.0%	0.0%	#DIV/0!	#DIV/0!
10-14	0.2%	#DIV/0!	0.0%	0.0%	1.4%	0.0%	0.0%	0.0%	0.0%	0.0%	#DIV/0!	#DIV/0!
15-19	1.2%	#DIV/0!	0.0%	0.0%	2.9%	3.0%	0.9%	0.0%	3.4%	2.5%	#DIV/0!	#DIV/0!
20-24	2.0%	#DIV/0!	0.0%	0.3%	4.3%	5.2%	0.0%	1.1%	0.0%	8.3%	#DIV/0!	#DIV/0!
25-29	6.6%	#DIV/0!	0.5%	2.0%	12.6%	14.9%	5.7%	6.7%	10.1%	14.9%	#DIV/0!	#DIV/0!
30-34	14.3%	#DIV/0!	4.0%	12.2%	23.2%	31.3%	16.0%	11.1%	15.7%	16.5%	#DIV/0!	#DIV/0!
35-39	23.3%	#DIV/0!	18.2%	28.0%	29.5%	21.6%	28.3%	18.9%	20.2%	19.8%	#DIV/0!	#DIV/0!
40-44	21.1%	#DIV/0!	28.1%	19.6%	13.5%	14.2%	23.6%	20.0%	22.5%	21.5%	#DIV/0!	#DIV/0!
45-49	18.2%	#DIV/0!	30.5%	21.6%	7.2%	6.0%	15.1%	21.1%	11.2%	9.9%	#DIV/0!	#DIV/0!
50-54	9.2%	#DIV/0!	14.2%	9.1%	3.9%	3.7%	7.5%	14.4%	12.4%	4.1%	#DIV/0!	#DIV/0!
55-59	2.5%	#DIV/0!	3.5%	3.7%	1.0%	0.0%	1.9%	3.3%	3.4%	1.7%	#DIV/0!	#DIV/0!
60-64	1.0%	#DIV/0!	0.3%	2.7%	0.5%	0.0%	0.9%	2.2%	0.0%	0.8%	#DIV/0!	#DIV/0!
65-69	0.5%	#DIV/0!	0.8%	0.7%	0.0%	0.0%	0.0%	1.1%	1.1%	0.0%	#DIV/0!	#DIV/0!
70-74	0.0%	#DIV/0!	0.0%	0.0%	0.0%	0.0%	0.0%	0.0%	0.0%	0.0%	#DIV/0!	#DIV/0!
>=75	0.0%	#DIV/0!	0.0%	0.0%	0.0%	0.0%	0.0%	0.0%	0.0%	0.0%	#DIV/0!	#DIV/0!
Total # of vehicles	1417	0	374	296	207	134	106	90	89	121	0	0
Average speed	40.7	#DIV/0!	44.7	42.9	35.7	34.6	40.3	43.0	40.3	36.7	#DIV/0!	#DIV/0!
St. Dev.	8.6	#DIV/0!	6.1	7.7	8.2	7.7	7.7	8.5	9.3	9.3	#DIV/0!	#DIV/0!
85th percentile	49.3	#NUM!	51.1	51.1	43.6	42.9	47.5	51.8	50.9	45.1	#NUM!	#NUM!
Min	13.9	0.0	26.5	22.8	13.9	15.4	16.1	23.6	19.1	15.4	0.0	0.0
Max	69.6	0.0	69.6	66.7	61.5	54.0	62.2	65.9	65.2	62.2	0.0	0.0
Range	55.7	0.0	43.1	43.9	47.6	38.7	46.1	42.4	46.1	46.8	0.0	0.0

Vehicle Speed (0-25 FT Vehicles)	Hour											
	Total	20:00-21:00	21:00-22:00	22:00-23:00	23:00-00:00	00:00-01:00	01:00-02:00	02:00-03:00	03:00-04:00	04:00-05:00	05:00-06:00	06:00-07:00
MPH												
< 10	0.0%	#DIV/0!	0.0%	0.0%	0.0%	0.0%	0.0%	0.0%	0.0%	0.0%	#DIV/0!	#DIV/0!
10-14	0.2%	#DIV/0!	0.0%	0.0%	1.3%	0.0%	0.0%	0.0%	0.0%	0.0%	#DIV/0!	#DIV/0!
15-19	1.2%	#DIV/0!	0.0%	0.0%	3.3%	2.1%	1.6%	0.0%	4.9%	2.9%	#DIV/0!	#DIV/0!
20-24	2.1%	#DIV/0!	0.0%	0.0%	4.6%	7.3%	0.0%	0.0%	0.0%	8.7%	#DIV/0!	#DIV/0!
25-29	6.0%	#DIV/0!	0.3%	2.3%	11.9%	14.6%	4.7%	6.8%	7.3%	15.9%	#DIV/0!	#DIV/0!
30-34	15.1%	#DIV/0!	3.8%	12.2%	25.2%	34.4%	17.2%	13.6%	22.0%	17.4%	#DIV/0!	#DIV/0!
35-39	24.5%	#DIV/0!	19.1%	28.1%	30.5%	20.8%	31.3%	22.7%	24.4%	23.2%	#DIV/0!	#DIV/0!
40-44	20.4%	#DIV/0!	28.5%	19.9%	13.2%	9.4%	20.3%	20.5%	24.4%	17.4%	#DIV/0!	#DIV/0!
45-49	18.2%	#DIV/0!	29.5%	22.6%	5.3%	7.3%	14.1%	22.7%	4.9%	8.7%	#DIV/0!	#DIV/0!
50-54	9.3%	#DIV/0!	15.6%	9.5%	3.3%	4.2%	7.8%	13.6%	7.3%	2.9%	#DIV/0!	#DIV/0!
55-59	2.3%	#DIV/0!	2.8%	3.6%	0.7%	0.0%	3.1%	0.0%	4.9%	1.4%	#DIV/0!	#DIV/0!
60-64	0.6%	#DIV/0!	0.3%	1.4%	0.7%	0.0%	0.0%	0.0%	0.0%	1.4%	#DIV/0!	#DIV/0!
65-69	0.1%	#DIV/0!	0.0%	0.5%	0.0%	0.0%	0.0%	0.0%	0.0%	0.0%	#DIV/0!	#DIV/0!
70-74	0.0%	#DIV/0!	0.0%	0.0%	0.0%	0.0%	0.0%	0.0%	0.0%	0.0%	#DIV/0!	#DIV/0!
>=75	0.0%	#DIV/0!	0.0%	0.0%	0.0%	0.0%	0.0%	0.0%	0.0%	0.0%	#DIV/0!	#DIV/0!
Total # of vehicles	974	0	288	221	151	96	64	44	41	69	0	0
Average speed	40.4	#DIV/0!	44.6	42.7	35.4	34.2	40.1	41.6	38.8	36.0	#DIV/0!	#DIV/0!
St. Dev.	8.3	#DIV/0!	5.8	7.3	8.0	7.9	7.9	6.9	8.7	9.5	#DIV/0!	#DIV/0!
85th percentile	48.8	#NUM!	51.1	49.6	42.9	42.9	48.1	49.2	45.1	44.4	#NUM!	#NUM!
Min	13.9	0.0	28.0	26.5	13.9	15.4	16.1	28.0	19.1	15.4	0.0	0.0
Max	66.7	0.0	62.9	66.7	61.5	54.0	60.0	51.8	57.0	62.2	0.0	0.0
Range	52.8	0.0	34.9	40.1	47.6	38.7	43.9	23.8	37.9	46.8	0.0	0.0

Vehicle Speed (25-50 FT Vehicles)	Hour											
	Total	20:00-21:00	21:00-22:00	22:00-23:00	23:00-00:00	00:00-01:00	01:00-02:00	02:00-03:00	03:00-04:00	04:00-05:00	05:00-06:00	06:00-07:00
MPH												
< 10	0.0%	#DIV/0!	0.0%	0.0%	0.0%	0.0%	0.0%	0.0%	0.0%	0.0%	#DIV/0!	#DIV/0!
10-14	0.4%	#DIV/0!	0.0%	0.0%	3.3%	0.0%	0.0%	0.0%	0.0%	0.0%	#DIV/0!	#DIV/0!
15-19	0.8%	#DIV/0!	0.0%	0.0%	3.3%	3.7%	0.0%	0.0%	0.0%	0.0%	#DIV/0!	#DIV/0!
20-24	1.1%	#DIV/0!	0.0%	0.0%	3.3%	0.0%	0.0%	0.0%	0.0%	11.1%	#DIV/0!	#DIV/0!
25-29	2.6%	#DIV/0!	0.0%	0.0%	10.0%	14.8%	0.0%	0.0%	0.0%	0.0%	#DIV/0!	#DIV/0!
30-34	9.4%	#DIV/0!	6.5%	7.5%	20.0%	22.2%	4.0%	4.0%	0.0%	16.7%	#DIV/0!	#DIV/0!
35-39	21.8%	#DIV/0!	17.7%	26.4%	26.7%	18.5%	28.0%	20.0%	19.2%	16.7%	#DIV/0!	#DIV/0!
40-44	24.4%	#DIV/0!	25.8%	18.9%	16.7%	33.3%	32.0%	20.0%	26.9%	27.8%	#DIV/0!	#DIV/0!
45-49	20.7%	#DIV/0!	32.3%	20.8%	10.0%	3.7%	20.0%	24.0%	26.9%	11.1%	#DIV/0!	#DIV/0!
50-54	10.2%	#DIV/0!	6.5%	11.3%	6.7%	3.7%	12.0%	16.0%	19.2%	11.1%	#DIV/0!	#DIV/0!
55-59	3.8%	#DIV/0!	6.5%	3.8%	0.0%	0.0%	0.0%	8.0%	3.8%	5.6%	#DIV/0!	#DIV/0!
60-64	2.6%	#DIV/0!	0.0%	9.4%	0.0%	0.0%	4.0%	4.0%	0.0%	0.0%	#DIV/0!	#DIV/0!
65-69	2.3%	#DIV/0!	4.8%	1.9%	0.0%	0.0%	0.0%	4.0%	3.8%	0.0%	#DIV/0!	#DIV/0!
70-74	0.0%	#DIV/0!	0.0%	0.0%	0.0%	0.0%	0.0%	0.0%	0.0%	0.0%	#DIV/0!	#DIV/0!
>=75	0.0%	#DIV/0!	0.0%	0.0%	0.0%	0.0%	0.0%	0.0%	0.0%	0.0%	#DIV/0!	#DIV/0!
Total # of vehicle	266	0	62	53	30	27	25	25	26	18	0	0
Average speed	43.1	#DIV/0!	45.3	45.4	36.0	36.4	43.6	46.7	46.8	40.3	#DIV/0!	#DIV/0!
St. Dev.	8.8	#DIV/0!	7.5	8.6	8.9	7.4	6.5	8.2	6.7	9.6	#DIV/0!	#DIV/0!
85th percentile	51.1	#NUM!	50.9	54.6	44.3	42.9	49.7	54.2	52.7	50.2	#NUM!	#NUM!
Min	14.6	0.0	32.5	30.2	14.6	16.9	32.5	33.2	36.2	20.6	0.0	0.0
Max	69.6	0.0	69.6	65.2	53.3	51.1	62.2	65.9	65.2	58.5	0.0	0.0
Range	55.0	0.0	37.2	34.9	38.7	34.2	29.7	32.7	29.0	37.9	0.0	0.0

Vehicle Speed (50-75 FT Vehicles)	Hour											
	Total	20:00-21:00	21:00-22:00	22:00-23:00	23:00-00:00	00:00-01:00	01:00-02:00	02:00-03:00	03:00-04:00	04:00-05:00	05:00-06:00	06:00-07:00
MPH												
< 10	0.0%	#DIV/0!	0.0%	0.0%	0.0%	0.0%	0.0%	0.0%	0.0%	0.0%	#DIV/0!	#DIV/0!
10-14	0.0%	#DIV/0!	0.0%	0.0%	0.0%	0.0%	0.0%	0.0%	0.0%	0.0%	#DIV/0!	#DIV/0!
15-19	1.1%	#DIV/0!	0.0%	0.0%	0.0%	0.0%	0.0%	0.0%	7.7%	0.0%	#DIV/0!	#DIV/0!
20-24	4.4%	#DIV/0!	0.0%	7.1%	12.5%	0.0%	0.0%	11.1%	0.0%	7.7%	#DIV/0!	#DIV/0!
25-29	18.9%	#DIV/0!	6.3%	7.1%	12.5%	40.0%	16.7%	33.3%	30.8%	23.1%	#DIV/0!	#DIV/0!
30-34	16.7%	#DIV/0!	0.0%	28.6%	25.0%	20.0%	33.3%	11.1%	23.1%	0.0%	#DIV/0!	#DIV/0!
35-39	20.0%	#DIV/0!	12.5%	28.6%	37.5%	40.0%	16.7%	11.1%	15.4%	15.4%	#DIV/0!	#DIV/0!
40-44	17.8%	#DIV/0!	31.3%	21.4%	0.0%	0.0%	25.0%	0.0%	7.7%	30.8%	#DIV/0!	#DIV/0!
45-49	13.3%	#DIV/0!	37.5%	7.1%	12.5%	0.0%	8.3%	0.0%	0.0%	23.1%	#DIV/0!	#DIV/0!
50-54	6.7%	#DIV/0!	12.5%	0.0%	0.0%	0.0%	0.0%	22.2%	15.4%	0.0%	#DIV/0!	#DIV/0!
55-59	0.0%	#DIV/0!	0.0%	0.0%	0.0%	0.0%	0.0%	0.0%	0.0%	0.0%	#DIV/0!	#DIV/0!
60-64	1.1%	#DIV/0!	0.0%	0.0%	0.0%	0.0%	0.0%	11.1%	0.0%	0.0%	#DIV/0!	#DIV/0!
65-69	0.0%	#DIV/0!	0.0%	0.0%	0.0%	0.0%	0.0%	0.0%	0.0%	0.0%	#DIV/0!	#DIV/0!
70-74	0.0%	#DIV/0!	0.0%	0.0%	0.0%	0.0%	0.0%	0.0%	0.0%	0.0%	#DIV/0!	#DIV/0!
>=75	0.0%	#DIV/0!	0.0%	0.0%	0.0%	0.0%	0.0%	0.0%	0.0%	0.0%	#DIV/0!	#DIV/0!
Total # of vehicle	90	0	16	14	8	5	12	9	13	13	0	0
Average speed	37.4	#DIV/0!	44.3	35.8	33.6	32.8	36.1	38.3	34.0	38.5	#DIV/0!	#DIV/0!
St. Dev.	8.8	#DIV/0!	6.7	6.5	6.8	5.6	6.2	13.9	10.1	8.3	#DIV/0!	#DIV/0!
85th percentile	46.3	#NUM!	49.4	42.2	36.9	37.4	41.7	53.7	43.9	45.3	#NUM!	#NUM!
Min	19.1	0.0	26.5	22.8	22.1	26.5	28.0	23.6	19.1	22.8	0.0	0.0
Max	60.7	0.0	54.8	45.1	45.1	39.2	46.6	60.7	52.5	48.8	0.0	0.0
Range	41.6	0.0	28.2	22.3	23.0	12.6	18.6	37.2	33.4	26.0	0.0	0.0

Vehicle Speed (+75 FT Vehicles)	Hour											
	Total	20:00-21:00	21:00-22:00	22:00-23:00	23:00-00:00	00:00-01:00	01:00-02:00	02:00-03:00	03:00-04:00	04:00-05:00	05:00-06:00	06:00-07:00
MPH												
< 10	0.0%	#DIV/0!	0.0%	0.0%	0.0%	0.0%	0.0%	0.0%	0.0%	0.0%	#DIV/0!	#DIV/0!
10-14	0.0%	#DIV/0!	0.0%	0.0%	0.0%	0.0%	0.0%	0.0%	0.0%	0.0%	#DIV/0!	#DIV/0!
15-19	2.3%	#DIV/0!	0.0%	0.0%	0.0%	16.7%	0.0%	0.0%	0.0%	4.8%	#DIV/0!	#DIV/0!
20-24	1.1%	#DIV/0!	0.0%	0.0%	0.0%	0.0%	0.0%	0.0%	0.0%	4.8%	#DIV/0!	#DIV/0!
25-29	12.6%	#DIV/0!	0.0%	0.0%	22.2%	0.0%	20.0%	0.0%	22.2%	19.0%	#DIV/0!	#DIV/0!
30-34	17.2%	#DIV/0!	0.0%	12.5%	11.1%	33.3%	20.0%	16.7%	22.2%	23.8%	#DIV/0!	#DIV/0!
35-39	17.2%	#DIV/0!	0.0%	37.5%	22.2%	33.3%	20.0%	8.3%	11.1%	14.3%	#DIV/0!	#DIV/0!
40-44	21.8%	#DIV/0!	25.0%	12.5%	16.7%	16.7%	20.0%	33.3%	22.2%	23.8%	#DIV/0!	#DIV/0!
45-49	16.1%	#DIV/0!	37.5%	25.0%	16.7%	0.0%	20.0%	25.0%	11.1%	4.8%	#DIV/0!	#DIV/0!
50-54	6.9%	#DIV/0!	25.0%	0.0%	5.6%	0.0%	0.0%	8.3%	11.1%	4.8%	#DIV/0!	#DIV/0!
55-59	4.6%	#DIV/0!	12.5%	12.5%	5.6%	0.0%	0.0%	8.3%	0.0%	0.0%	#DIV/0!	#DIV/0!
60-64	0.0%	#DIV/0!	0.0%	0.0%	0.0%	0.0%	0.0%	0.0%	0.0%	0.0%	#DIV/0!	#DIV/0!
65-69	0.0%	#DIV/0!	0.0%	0.0%	0.0%	0.0%	0.0%	0.0%	0.0%	0.0%	#DIV/0!	#DIV/0!
70-74	0.0%	#DIV/0!	0.0%	0.0%	0.0%	0.0%	0.0%	0.0%	0.0%	0.0%	#DIV/0!	#DIV/0!
>=75	0.0%	#DIV/0!	0.0%	0.0%	0.0%	0.0%	0.0%	0.0%	0.0%	0.0%	#DIV/0!	#DIV/0!
Total # of vehicle	87	0	8	8	18	6	5	12	9	21	0	0
Average speed	39.1	#DIV/0!	48.3	41.5	39.3	33.2	36.6	43.6	37.8	34.9	#DIV/0!	#DIV/0!
St. Dev.	8.7	#DIV/0!	4.8	7.2	8.9	8.0	7.2	7.6	7.9	8.3	#DIV/0!	#DIV/0!
85th percentile	46.7	#NUM!	51.0	45.8	45.9	38.0	42.9	48.5	44.8	42.1	#NUM!	#NUM!
Min	19.1	0.0	40.6	33.2	27.3	19.1	27.3	30.2	28.0	19.1	0.0	0.0
Max	60.0	0.0	57.0	55.5	60.0	43.6	45.1	58.5	51.1	53.3	0.0	0.0
Range	40.9	0.0	16.4	22.3	32.7	24.5	17.8	28.2	23.0	34.2	0.0	0.0

Day 9 Before RWA

Vehicle Speed (all vehicles)	Hour											
	Total	20:00-21:00	21:00-22:00	22:00-23:00	23:00-00:00	00:00-01:00	01:00-02:00	02:00-03:00	03:00-04:00	04:00-05:00	05:00-06:00	06:00-07:00
MPH												
< 10	0.0%	#DIV/0!	0.0%	0.0%	0.0%	0.0%	0.0%	0.0%	0.0%	0.0%	#DIV/0!	#DIV/0!
10-14	0.0%	#DIV/0!	0.0%	0.0%	0.0%	0.0%	0.0%	0.0%	0.0%	0.0%	#DIV/0!	#DIV/0!
15-19	0.4%	#DIV/0!	0.0%	0.0%	0.0%	0.0%	4.5%	0.0%	0.0%	0.0%	#DIV/0!	#DIV/0!
20-24	0.2%	#DIV/0!	0.0%	0.0%	0.0%	0.0%	0.9%	0.9%	0.0%	0.0%	#DIV/0!	#DIV/0!
25-29	0.3%	#DIV/0!	0.0%	0.0%	0.0%	2.8%	0.9%	0.0%	0.0%	0.0%	#DIV/0!	#DIV/0!
30-34	0.2%	#DIV/0!	0.0%	0.0%	0.0%	0.9%	0.0%	0.0%	1.1%	0.0%	#DIV/0!	#DIV/0!
35-39	0.8%	#DIV/0!	0.7%	0.7%	0.5%	0.9%	2.7%	1.0%	0.0%	0.0%	#DIV/0!	#DIV/0!
40-44	1.7%	#DIV/0!	1.8%	1.5%	1.8%	2.8%	0.9%	1.0%	1.1%	2.5%	#DIV/0!	#DIV/0!
45-49	6.1%	#DIV/0!	6.1%	4.8%	8.3%	2.8%	9.1%	5.0%	1.1%	9.9%	#DIV/0!	#DIV/0!
50-54	10.9%	#DIV/0!	9.7%	7.4%	9.2%	11.0%	10.0%	16.8%	21.1%	12.4%	#DIV/0!	#DIV/0!
55-59	17.9%	#DIV/0!	13.4%	19.0%	16.1%	16.5%	12.7%	18.8%	25.3%	28.9%	#DIV/0!	#DIV/0!
60-64	19.1%	#DIV/0!	19.1%	23.0%	19.3%	21.1%	17.3%	14.9%	15.8%	15.7%	#DIV/0!	#DIV/0!
65-69	18.8%	#DIV/0!	20.9%	17.8%	22.0%	20.2%	18.2%	20.8%	15.8%	10.7%	#DIV/0!	#DIV/0!
70-74	12.5%	#DIV/0!	14.8%	13.0%	12.4%	12.8%	11.8%	9.9%	10.5%	10.7%	#DIV/0!	#DIV/0!
>=75	11.2%	#DIV/0!	13.4%	12.6%	10.6%	7.3%	10.9%	11.9%	8.4%	9.1%	#DIV/0!	#DIV/0!
Total # of vehicles	1300	0	277	269	218	109	110	101	95	121	0	0
Average speed	62.4	#DIV/0!	63.8	63.5	62.6	60.7	59.4	62.5	61.7	60.6	#DIV/0!	#DIV/0!
St. Dev.	10.5	#DIV/0!	10.2	9.6	9.7	11.7	14.8	9.8	9.7	9.3	#DIV/0!	#DIV/0!
85th percentile	72.0	#NUM!	73.0	73.0	72.9	71.0	72.0	73.0	71.0	71.8	#NUM!	#NUM!
Min	16.1	0.0	36.0	37.0	36.0	21.0	16.1	38.0	34.0	43.0	0.0	0.0
Max	101.4	0.0	101.4	92.0	91.0	90.0	90.0	88.0	95.7	91.0	0.0	0.0
Range	85.3	0.0	65.4	55.0	55.0	69.0	73.9	50.0	61.7	48.0	0.0	0.0

Vehicle Speed (0-25 FT Vehicles)	Hour											
	Total	20:00-21:00	21:00-22:00	22:00-23:00	23:00-00:00	00:00-01:00	01:00-02:00	02:00-03:00	03:00-04:00	04:00-05:00	05:00-06:00	06:00-07:00
MPH												
< 10	0.0%	#DIV/0!	0.0%	0.0%	0.0%	0.0%	0.0%	0.0%	0.0%	0.0%	#DIV/0!	#DIV/0!
10-14	0.0%	#DIV/0!	0.0%	0.0%	0.0%	0.0%	0.0%	0.0%	0.0%	0.0%	#DIV/0!	#DIV/0!
15-19	0.5%	#DIV/0!	0.0%	0.0%	0.0%	0.0%	6.3%	0.0%	0.0%	0.0%	#DIV/0!	#DIV/0!
20-24	0.3%	#DIV/0!	0.0%	0.0%	0.0%	1.5%	1.6%	0.0%	0.0%	0.0%	#DIV/0!	#DIV/0!
25-29	0.3%	#DIV/0!	0.0%	0.0%	0.0%	1.5%	1.6%	0.0%	0.0%	0.0%	#DIV/0!	#DIV/0!
30-34	0.1%	#DIV/0!	0.0%	0.0%	0.0%	0.0%	0.0%	0.0%	2.1%	0.0%	#DIV/0!	#DIV/0!
35-39	0.8%	#DIV/0!	0.6%	1.3%	0.8%	0.0%	1.6%	1.8%	0.0%	0.0%	#DIV/0!	#DIV/0!
40-44	0.9%	#DIV/0!	1.1%	0.6%	0.8%	2.9%	0.0%	1.8%	0.0%	0.0%	#DIV/0!	#DIV/0!
45-49	2.0%	#DIV/0!	2.8%	1.3%	0.8%	0.0%	4.7%	3.6%	0.0%	3.6%	#DIV/0!	#DIV/0!
50-54	4.9%	#DIV/0!	6.1%	4.5%	4.1%	2.9%	1.6%	3.6%	14.6%	3.6%	#DIV/0!	#DIV/0!
55-59	11.1%	#DIV/0!	7.3%	12.2%	11.5%	8.8%	7.8%	7.1%	14.6%	26.8%	#DIV/0!	#DIV/0!
60-64	16.6%	#DIV/0!	15.6%	17.3%	15.6%	25.0%	18.8%	10.7%	14.6%	14.3%	#DIV/0!	#DIV/0!
65-69	27.2%	#DIV/0!	28.5%	25.0%	29.5%	29.4%	25.0%	35.7%	22.9%	19.6%	#DIV/0!	#DIV/0!
70-74	18.3%	#DIV/0!	20.1%	18.6%	18.9%	16.2%	15.6%	16.1%	20.8%	16.1%	#DIV/0!	#DIV/0!
>=75	17.0%	#DIV/0!	17.9%	19.2%	18.0%	11.8%	15.6%	19.6%	10.4%	16.1%	#DIV/0!	#DIV/0!
Total # of vehicles	749	0	179	156	122	68	64	56	48	56	0	0
Average speed	65.9	#DIV/0!	66.9	66.8	66.9	64.6	62.0	67.0	64.4	64.8	#DIV/0!	#DIV/0!
St. Dev.	10.3	#DIV/0!	9.6	9.3	8.7	10.8	16.7	9.8	9.4	8.7	#DIV/0!	#DIV/0!
85th percentile	75.0	#NUM!	75.1	75.2	75.1	72.1	74.7	75.9	73.0	74.8	#NUM!	#NUM!
Min	16.1	0.0	36.0	37.0	36.0	21.0	16.1	38.0	34.0	45.0	0.0	0.0
Max	101.4	0.0	101.4	92.0	88.0	90.0	90.0	88.0	83.0	84.0	0.0	0.0
Range	85.3	0.0	65.4	55.0	52.0	69.0	73.9	50.0	49.0	39.0	0.0	0.0



Vehicle Speed (25-50 FT Vehicles)	Hour											
	Total	20:00-21:00	21:00-22:00	22:00-23:00	23:00-00:00	00:00-01:00	01:00-02:00	02:00-03:00	03:00-04:00	04:00-05:00	05:00-06:00	06:00-07:00
MPH												
< 10	0.0%	#DIV/0!	0.0%	0.0%	0.0%	0.0%	0.0%	0.0%	0.0%	0.0%	#DIV/0!	#DIV/0!
10-14	0.0%	#DIV/0!	0.0%	0.0%	0.0%	0.0%	0.0%	0.0%	0.0%	0.0%	#DIV/0!	#DIV/0!
15-19	0.3%	#DIV/0!	0.0%	0.0%	0.0%	0.0%	3.1%	0.0%	0.0%	0.0%	#DIV/0!	#DIV/0!
20-24	0.0%	#DIV/0!	0.0%	0.0%	0.0%	0.0%	0.0%	0.0%	0.0%	0.0%	#DIV/0!	#DIV/0!
25-29	0.3%	#DIV/0!	0.0%	0.0%	0.0%	3.7%	0.0%	0.0%	0.0%	0.0%	#DIV/0!	#DIV/0!
30-34	0.3%	#DIV/0!	0.0%	0.0%	0.0%	3.7%	0.0%	0.0%	0.0%	0.0%	#DIV/0!	#DIV/0!
35-39	0.9%	#DIV/0!	1.7%	0.0%	0.0%	3.7%	3.1%	0.0%	0.0%	0.0%	#DIV/0!	#DIV/0!
40-44	2.1%	#DIV/0!	1.7%	2.7%	1.8%	3.7%	0.0%	0.0%	0.0%	5.9%	#DIV/0!	#DIV/0!
45-49	11.8%	#DIV/0!	13.8%	11.0%	22.8%	7.4%	12.5%	7.7%	0.0%	5.9%	#DIV/0!	#DIV/0!
50-54	22.1%	#DIV/0!	20.7%	12.3%	17.5%	29.6%	31.3%	38.5%	25.0%	23.5%	#DIV/0!	#DIV/0!
55-59	23.0%	#DIV/0!	22.4%	23.3%	14.0%	22.2%	12.5%	30.8%	37.5%	32.4%	#DIV/0!	#DIV/0!
60-64	21.5%	#DIV/0!	24.1%	32.9%	22.8%	11.1%	15.6%	11.5%	16.7%	14.7%	#DIV/0!	#DIV/0!
65-69	7.9%	#DIV/0!	6.9%	6.8%	14.0%	3.7%	6.3%	3.8%	12.5%	5.9%	#DIV/0!	#DIV/0!
70-74	6.0%	#DIV/0!	5.2%	5.5%	7.0%	11.1%	9.4%	3.8%	0.0%	5.9%	#DIV/0!	#DIV/0!
>=75	3.9%	#DIV/0!	3.4%	5.5%	0.0%	0.0%	6.3%	3.8%	8.3%	5.9%	#DIV/0!	#DIV/0!
Total # of vehicle	331	0	58	73	57	27	32	26	24	34	0	0
Average speed	57.7	#DIV/0!	57.6	59.1	56.9	53.9	56.5	56.8	60.6	58.4	#DIV/0!	#DIV/0!
St. Dev.	9.2	#DIV/0!	8.6	8.5	8.0	11.0	11.6	8.0	9.9	9.2	#DIV/0!	#DIV/0!
85th percentile	66.0	#NUM!	63.9	67.2	66.0	63.2	67.8	62.0	67.0	66.0	#NUM!	#NUM!
Min	19.5	0.0	38.0	40.0	44.5	27.0	19.5	49.0	50.0	43.0	0.0	0.0
Max	95.7	0.0	84.0	87.0	74.0	72.0	78.0	86.0	95.7	91.0	0.0	0.0
Range	76.2	0.0	46.0	47.0	29.5	45.0	58.5	37.0	45.7	48.0	0.0	0.0

Vehicle Speed (50-75 FT Vehicles)	Hour											
	Total	20:00-21:00	21:00-22:00	22:00-23:00	23:00-00:00	00:00-01:00	01:00-02:00	02:00-03:00	03:00-04:00	04:00-05:00	05:00-06:00	06:00-07:00
MPH												
< 10	0.0%	#DIV/0!	0.0%	0.0%	0.0%	0.0%	0.0%	0.0%	0.0%	0.0%	#DIV/0!	#DIV/0!
10-14	0.0%	#DIV/0!	0.0%	0.0%	0.0%	0.0%	0.0%	0.0%	0.0%	0.0%	#DIV/0!	#DIV/0!
15-19	0.0%	#DIV/0!	0.0%	0.0%	0.0%	0.0%	0.0%	0.0%	0.0%	0.0%	#DIV/0!	#DIV/0!
20-24	0.0%	#DIV/0!	0.0%	0.0%	0.0%	0.0%	0.0%	0.0%	0.0%	0.0%	#DIV/0!	#DIV/0!
25-29	0.0%	#DIV/0!	0.0%	0.0%	0.0%	0.0%	0.0%	0.0%	0.0%	0.0%	#DIV/0!	#DIV/0!
30-34	0.0%	#DIV/0!	0.0%	0.0%	0.0%	0.0%	0.0%	0.0%	0.0%	0.0%	#DIV/0!	#DIV/0!
35-39	0.7%	#DIV/0!	0.0%	0.0%	0.0%	0.0%	10.0%	0.0%	0.0%	0.0%	#DIV/0!	#DIV/0!
40-44	4.3%	#DIV/0!	4.3%	3.8%	6.3%	0.0%	10.0%	0.0%	7.7%	0.0%	#DIV/0!	#DIV/0!
45-49	16.5%	#DIV/0!	17.4%	7.7%	12.5%	12.5%	20.0%	11.1%	7.7%	44.4%	#DIV/0!	#DIV/0!
50-54	18.0%	#DIV/0!	17.4%	11.5%	15.6%	25.0%	0.0%	33.3%	38.5%	16.7%	#DIV/0!	#DIV/0!
55-59	36.0%	#DIV/0!	30.4%	46.2%	37.5%	37.5%	40.0%	33.3%	38.5%	22.2%	#DIV/0!	#DIV/0!
60-64	16.5%	#DIV/0!	21.7%	19.2%	12.5%	25.0%	10.0%	22.2%	7.7%	16.7%	#DIV/0!	#DIV/0!
65-69	5.8%	#DIV/0!	4.3%	7.7%	12.5%	0.0%	10.0%	0.0%	0.0%	0.0%	#DIV/0!	#DIV/0!
70-74	0.7%	#DIV/0!	0.0%	3.8%	0.0%	0.0%	0.0%	0.0%	0.0%	0.0%	#DIV/0!	#DIV/0!
>=75	1.4%	#DIV/0!	4.3%	0.0%	3.1%	0.0%	0.0%	0.0%	0.0%	0.0%	#DIV/0!	#DIV/0!
Total # of vehicle	139	0	23	26	32	8	10	9	13	18	0	0
Average speed	55.6	#DIV/0!	56.1	57.2	57.0	56.0	52.1	56.2	53.8	52.9	#DIV/0!	#DIV/0!
St. Dev.	7.3	#DIV/0!	8.1	6.4	9.2	4.4	8.4	5.0	5.5	5.2	#DIV/0!	#DIV/0!
85th percentile	62.0	#NUM!	62.0	63.3	64.7	60.9	58.6	61.2	58.2	59.5	#NUM!	#NUM!
Min	38.0	0.0	43.0	43.0	43.0	49.0	38.0	48.0	42.0	47.0	0.0	0.0
Max	91.0	0.0	82.0	73.0	91.0	61.0	65.0	64.0	63.0	62.0	0.0	0.0
Range	53.0	0.0	39.0	30.0	48.0	12.0	27.0	16.0	21.0	15.0	0.0	0.0

Vehicle Speed (+75 FT Vehicles)	Hour											
	Total	20:00-21:00	21:00-22:00	22:00-23:00	23:00-00:00	00:00-01:00	01:00-02:00	02:00-03:00	03:00-04:00	04:00-05:00	05:00-06:00	06:00-07:00
MPH												
< 10	0.0%	#DIV/0!	0.0%	0.0%	0.0%	0.0%	0.0%	0.0%	0.0%	0.0%	#DIV/0!	#DIV/0!
10-14	0.0%	#DIV/0!	0.0%	0.0%	0.0%	0.0%	0.0%	0.0%	0.0%	0.0%	#DIV/0!	#DIV/0!
15-19	0.0%	#DIV/0!	0.0%	0.0%	0.0%	0.0%	0.0%	0.0%	0.0%	0.0%	#DIV/0!	#DIV/0!
20-24	0.0%	#DIV/0!	0.0%	0.0%	0.0%	0.0%	0.0%	0.0%	0.0%	0.0%	#DIV/0!	#DIV/0!
25-29	1.2%	#DIV/0!	0.0%	0.0%	0.0%	16.7%	0.0%	0.0%	0.0%	0.0%	#DIV/0!	#DIV/0!
30-34	0.0%	#DIV/0!	0.0%	0.0%	0.0%	0.0%	0.0%	0.0%	0.0%	0.0%	#DIV/0!	#DIV/0!
35-39	0.0%	#DIV/0!	0.0%	0.0%	0.0%	0.0%	0.0%	0.0%	0.0%	0.0%	#DIV/0!	#DIV/0!
40-44	2.5%	#DIV/0!	5.9%	0.0%	0.0%	0.0%	0.0%	0.0%	0.0%	7.7%	#DIV/0!	#DIV/0!
45-49	2.5%	#DIV/0!	0.0%	7.1%	0.0%	0.0%	25.0%	0.0%	0.0%	0.0%	#DIV/0!	#DIV/0!
50-54	8.6%	#DIV/0!	0.0%	7.1%	0.0%	0.0%	0.0%	20.0%	20.0%	15.4%	#DIV/0!	#DIV/0!
55-59	29.6%	#DIV/0!	23.5%	21.4%	14.3%	50.0%	25.0%	40.0%	30.0%	38.5%	#DIV/0!	#DIV/0!
60-64	37.0%	#DIV/0!	35.3%	42.9%	85.7%	16.7%	25.0%	40.0%	30.0%	23.1%	#DIV/0!	#DIV/0!
65-69	8.6%	#DIV/0!	11.8%	14.3%	0.0%	16.7%	25.0%	0.0%	10.0%	0.0%	#DIV/0!	#DIV/0!
70-74	6.2%	#DIV/0!	11.8%	7.1%	0.0%	0.0%	0.0%	0.0%	0.0%	15.4%	#DIV/0!	#DIV/0!
>=75	3.7%	#DIV/0!	11.8%	0.0%	0.0%	0.0%	0.0%	0.0%	10.0%	0.0%	#DIV/0!	#DIV/0!
Total # of vehicle	81	0	17	14	7	6	4	10	10	13	0	0
Average speed	60.4	#DIV/0!	63.6	60.8	61.6	54.3	59.5	58.3	61.4	58.8	#DIV/0!	#DIV/0!
St. Dev.	8.1	#DIV/0!	8.6	6.6	1.5	14.1	8.1	3.4	10.4	7.9	#DIV/0!	#DIV/0!
85th percentile	67.0	#NUM!	72.8	65.2	62.2	64.0	65.8	61.0	66.0	65.6	#NUM!	#NUM!
Min	27.0	0.0	42.0	48.0	59.0	27.0	49.0	53.0	51.0	44.0	0.0	0.0
Max	87.0	0.0	78.0	73.0	64.0	67.0	68.0	63.0	87.0	73.0	0.0	0.0
Range	60.0	0.0	36.0	25.0	5.0	40.0	19.0	10.0	36.0	29.0	0.0	0.0

Day 9 RWA

Vehicle Speed (all vehicles)	Hour											
	Total	20:00-21:00	21:00-22:00	22:00-23:00	23:00-00:00	00:00-01:00	01:00-02:00	02:00-03:00	03:00-04:00	04:00-05:00	05:00-06:00	06:00-07:00
MPH												
< 10	0.0%	#DIV/0!	0.0%	0.0%	0.0%	0.0%	0.0%	0.0%	0.0%	0.0%	#DIV/0!	#DIV/0!
10-14	0.2%	#DIV/0!	0.0%	0.0%	0.0%	2.6%	0.0%	0.0%	0.0%	0.0%	#DIV/0!	#DIV/0!
15-19	1.1%	#DIV/0!	0.0%	0.0%	0.0%	6.1%	6.8%	0.0%	0.0%	0.0%	#DIV/0!	#DIV/0!
20-24	0.7%	#DIV/0!	0.0%	1.1%	0.0%	3.5%	1.0%	1.0%	0.0%	0.0%	#DIV/0!	#DIV/0!
25-29	1.9%	#DIV/0!	2.9%	1.5%	0.0%	4.4%	2.9%	0.0%	3.3%	0.9%	#DIV/0!	#DIV/0!
30-34	2.7%	#DIV/0!	2.1%	4.2%	2.4%	4.4%	2.9%	1.0%	0.0%	3.5%	#DIV/0!	#DIV/0!
35-39	2.5%	#DIV/0!	2.9%	2.7%	2.4%	1.8%	2.9%	2.9%	2.2%	1.7%	#DIV/0!	#DIV/0!
40-44	6.2%	#DIV/0!	6.8%	3.8%	8.1%	7.0%	3.9%	8.6%	5.4%	7.0%	#DIV/0!	#DIV/0!
45-49	14.7%	#DIV/0!	16.1%	12.5%	16.7%	7.0%	12.6%	9.5%	22.8%	20.0%	#DIV/0!	#DIV/0!
50-54	12.9%	#DIV/0!	12.5%	13.6%	8.6%	11.4%	11.7%	11.4%	19.6%	18.3%	#DIV/0!	#DIV/0!
55-59	17.8%	#DIV/0!	17.5%	19.3%	21.0%	21.9%	11.7%	15.2%	15.2%	15.7%	#DIV/0!	#DIV/0!
60-64	14.8%	#DIV/0!	12.9%	15.2%	15.2%	13.2%	16.5%	20.0%	13.0%	14.8%	#DIV/0!	#DIV/0!
65-69	10.2%	#DIV/0!	9.6%	13.6%	9.5%	8.8%	8.7%	13.3%	7.6%	7.0%	#DIV/0!	#DIV/0!
70-74	6.7%	#DIV/0!	8.6%	6.4%	6.7%	4.4%	8.7%	6.7%	6.5%	3.5%	#DIV/0!	#DIV/0!
>=75	7.6%	#DIV/0!	8.2%	6.1%	9.5%	3.5%	9.7%	10.5%	4.3%	7.8%	#DIV/0!	#DIV/0!
Total # of vehicles	1283	0	280	264	210	114	103	105	92	115	0	0
Average speed	56.2	#DIV/0!	56.8	56.9	57.9	50.5	54.4	59.2	55.4	55.7	#DIV/0!	#DIV/0!
St. Dev.	13.1	#DIV/0!	12.6	12.2	11.9	17.1	16.3	12.1	11.0	11.6	#DIV/0!	#DIV/0!
85th percentile	68.9	#NUM!	70.1	68.9	70.0	65.8	71.0	71.1	65.7	67.6	#NUM!	#NUM!
Min	13.1	0.0	25.7	22.5	32.0	13.1	15.2	24.6	26.7	26.7	0.0	0.0
Max	99.8	0.0	91.8	87.2	99.8	88.4	82.6	88.4	96.4	85.7	0.0	0.0
Range	86.8	0.0	66.1	64.7	67.8	75.3	67.4	63.7	69.6	59.0	0.0	0.0

Vehicle Speed (0-25 FT Vehicles)	Hour											
	Total	20:00-21:00	21:00-22:00	22:00-23:00	23:00-00:00	00:00-01:00	01:00-02:00	02:00-03:00	03:00-04:00	04:00-05:00	05:00-06:00	06:00-07:00
MPH												
< 10	0.0%	#DIV/0!	0.0%	0.0%	0.0%	0.0%	0.0%	0.0%	0.0%	0.0%	#DIV/0!	#DIV/0!
10-14	0.3%	#DIV/0!	0.0%	0.0%	0.0%	3.5%	0.0%	0.0%	0.0%	0.0%	#DIV/0!	#DIV/0!
15-19	1.4%	#DIV/0!	0.0%	0.0%	0.0%	5.8%	10.0%	0.0%	0.0%	0.0%	#DIV/0!	#DIV/0!
20-24	0.8%	#DIV/0!	0.0%	1.1%	0.0%	4.7%	0.0%	1.4%	0.0%	0.0%	#DIV/0!	#DIV/0!
25-29	2.3%	#DIV/0!	3.4%	2.2%	0.0%	5.8%	2.9%	0.0%	1.9%	1.5%	#DIV/0!	#DIV/0!
30-34	3.3%	#DIV/0!	2.9%	5.1%	3.5%	3.5%	2.9%	1.4%	0.0%	4.5%	#DIV/0!	#DIV/0!
35-39	3.2%	#DIV/0!	3.8%	3.4%	2.8%	2.3%	4.3%	4.3%	1.9%	1.5%	#DIV/0!	#DIV/0!
40-44	4.7%	#DIV/0!	5.8%	2.8%	6.3%	7.0%	1.4%	5.8%	1.9%	4.5%	#DIV/0!	#DIV/0!
45-49	6.9%	#DIV/0!	8.2%	5.1%	7.7%	2.3%	7.1%	2.9%	15.4%	9.1%	#DIV/0!	#DIV/0!
50-54	8.0%	#DIV/0!	11.1%	7.9%	3.5%	7.0%	8.6%	4.3%	13.5%	9.1%	#DIV/0!	#DIV/0!
55-59	17.1%	#DIV/0!	16.3%	17.4%	21.1%	23.3%	8.6%	14.5%	13.5%	16.7%	#DIV/0!	#DIV/0!
60-64	18.3%	#DIV/0!	16.3%	18.0%	19.0%	16.3%	20.0%	20.3%	19.2%	21.2%	#DIV/0!	#DIV/0!
65-69	14.1%	#DIV/0!	12.5%	19.1%	13.4%	9.3%	11.4%	18.8%	13.5%	12.1%	#DIV/0!	#DIV/0!
70-74	9.3%	#DIV/0!	10.1%	9.6%	9.2%	5.8%	11.4%	10.1%	11.5%	6.1%	#DIV/0!	#DIV/0!
>=75	10.2%	#DIV/0!	9.6%	8.4%	13.4%	3.5%	11.4%	15.9%	7.7%	13.6%	#DIV/0!	#DIV/0!
Total # of vehicles	871	0	208	178	142	86	70	69	52	66	0	0
Average speed	58.4	#DIV/0!	58.3	59.2	60.7	50.4	55.6	62.3	59.9	59.7	#DIV/0!	#DIV/0!
St. Dev.	14.3	#DIV/0!	13.3	13.3	12.7	17.9	18.0	13.2	11.6	13.2	#DIV/0!	#DIV/0!
85th percentile	71.2	#NUM!	70.3	70.1	73.5	66.8	71.9	74.1	71.2	72.3	#NUM!	#NUM!
Min	13.1	0.0	25.7	22.5	32.0	13.1	15.2	24.6	28.9	26.7	0.0	0.0
Max	99.8	0.0	91.8	87.2	99.8	84.7	82.6	88.4	96.4	85.7	0.0	0.0
Range	86.8	0.0	66.1	64.7	67.8	71.6	67.4	63.7	67.5	59.0	0.0	0.0

Vehicle Speed (25-50 FT Vehicles)	Hour											
	Total	20:00-21:00	21:00-22:00	22:00-23:00	23:00-00:00	00:00-01:00	01:00-02:00	02:00-03:00	03:00-04:00	04:00-05:00	05:00-06:00	06:00-07:00
MPH												
< 10	0.0%	#DIV/0!	0.0%	0.0%	0.0%	0.0%	0.0%	0.0%	0.0%	0.0%	#DIV/0!	#DIV/0!
10-14	0.0%	#DIV/0!	0.0%	0.0%	0.0%	0.0%	0.0%	0.0%	0.0%	0.0%	#DIV/0!	#DIV/0!
15-19	0.7%	#DIV/0!	0.0%	0.0%	0.0%	9.1%	0.0%	0.0%	0.0%	0.0%	#DIV/0!	#DIV/0!
20-24	0.7%	#DIV/0!	0.0%	1.5%	0.0%	0.0%	3.7%	0.0%	0.0%	0.0%	#DIV/0!	#DIV/0!
25-29	1.4%	#DIV/0!	2.1%	0.0%	0.0%	0.0%	3.7%	0.0%	8.7%	0.0%	#DIV/0!	#DIV/0!
30-34	2.1%	#DIV/0!	0.0%	3.0%	0.0%	9.1%	3.7%	0.0%	0.0%	3.0%	#DIV/0!	#DIV/0!
35-39	1.0%	#DIV/0!	0.0%	1.5%	2.3%	0.0%	0.0%	0.0%	4.3%	0.0%	#DIV/0!	#DIV/0!
40-44	10.8%	#DIV/0!	10.6%	4.5%	11.4%	9.1%	11.1%	21.7%	13.0%	15.2%	#DIV/0!	#DIV/0!
45-49	32.2%	#DIV/0!	38.3%	34.3%	38.6%	18.2%	22.2%	17.4%	34.8%	36.4%	#DIV/0!	#DIV/0!
50-54	21.0%	#DIV/0!	19.1%	20.9%	18.2%	22.7%	18.5%	21.7%	26.1%	24.2%	#DIV/0!	#DIV/0!
55-59	18.5%	#DIV/0!	19.1%	22.4%	20.5%	18.2%	14.8%	21.7%	13.0%	12.1%	#DIV/0!	#DIV/0!
60-64	7.0%	#DIV/0!	4.3%	9.0%	6.8%	0.0%	7.4%	17.4%	0.0%	9.1%	#DIV/0!	#DIV/0!
65-69	2.1%	#DIV/0!	2.1%	1.5%	2.3%	9.1%	3.7%	0.0%	0.0%	0.0%	#DIV/0!	#DIV/0!
70-74	0.7%	#DIV/0!	2.1%	0.0%	0.0%	0.0%	3.7%	0.0%	0.0%	0.0%	#DIV/0!	#DIV/0!
>=75	1.7%	#DIV/0!	2.1%	1.5%	0.0%	4.5%	7.4%	0.0%	0.0%	0.0%	#DIV/0!	#DIV/0!
Total # of vehicle	286	0	47	67	44	22	27	23	23	33	0	0
Average speed	51.0	#DIV/0!	52.0	51.6	51.2	49.7	51.2	52.4	47.4	50.0	#DIV/0!	#DIV/0!
St. Dev.	9.1	#DIV/0!	9.4	8.4	6.2	15.9	12.3	6.9	7.7	6.1	#DIV/0!	#DIV/0!
85th percentile	58.3	#NUM!	58.4	57.4	57.9	59.2	61.2	60.1	53.5	55.4	#NUM!	#NUM!
Min	15.2	0.0	26.7	23.6	39.4	15.2	21.5	42.5	26.7	34.1	0.0	0.0
Max	89.5	0.0	89.5	84.7	66.8	88.4	77.3	63.6	57.3	62.6	0.0	0.0
Range	74.4	0.0	62.8	61.1	27.4	73.2	55.8	21.1	30.5	28.4	0.0	0.0

Vehicle Speed (50-75 FT Vehicles)	Hour											
	Total	20:00-21:00	21:00-22:00	22:00-23:00	23:00-00:00	00:00-01:00	01:00-02:00	02:00-03:00	03:00-04:00	04:00-05:00	05:00-06:00	06:00-07:00
MPH												
< 10	0.0%	#DIV/0!	0.0%	0.0%	0.0%	0.0%	0.0%	0.0%	0.0%	0.0%	#DIV/0!	#DIV/0!
10-14	0.0%	#DIV/0!	0.0%	0.0%	0.0%	0.0%	0.0%	0.0%	0.0%	0.0%	#DIV/0!	#DIV/0!
15-19	0.0%	#DIV/0!	0.0%	0.0%	0.0%	0.0%	0.0%	0.0%	0.0%	0.0%	#DIV/0!	#DIV/0!
20-24	0.0%	#DIV/0!	0.0%	0.0%	0.0%	0.0%	0.0%	0.0%	0.0%	0.0%	#DIV/0!	#DIV/0!
25-29	0.0%	#DIV/0!	0.0%	0.0%	0.0%	0.0%	0.0%	0.0%	0.0%	0.0%	#DIV/0!	#DIV/0!
30-34	0.0%	#DIV/0!	0.0%	0.0%	0.0%	0.0%	0.0%	0.0%	0.0%	0.0%	#DIV/0!	#DIV/0!
35-39	1.1%	#DIV/0!	0.0%	0.0%	0.0%	0.0%	0.0%	0.0%	0.0%	8.3%	#DIV/0!	#DIV/0!
40-44	7.4%	#DIV/0!	5.3%	13.3%	13.6%	0.0%	0.0%	0.0%	9.1%	0.0%	#DIV/0!	#DIV/0!
45-49	32.6%	#DIV/0!	52.6%	0.0%	31.8%	40.0%	25.0%	57.1%	27.3%	33.3%	#DIV/0!	#DIV/0!
50-54	27.4%	#DIV/0!	15.8%	46.7%	18.2%	40.0%	0.0%	14.3%	45.5%	33.3%	#DIV/0!	#DIV/0!
55-59	22.1%	#DIV/0!	26.3%	33.3%	18.2%	0.0%	50.0%	0.0%	18.2%	25.0%	#DIV/0!	#DIV/0!
60-64	6.3%	#DIV/0!	0.0%	6.7%	9.1%	20.0%	25.0%	14.3%	0.0%	0.0%	#DIV/0!	#DIV/0!
65-69	1.1%	#DIV/0!	0.0%	0.0%	0.0%	0.0%	0.0%	14.3%	0.0%	0.0%	#DIV/0!	#DIV/0!
70-74	1.1%	#DIV/0!	0.0%	0.0%	4.5%	0.0%	0.0%	0.0%	0.0%	0.0%	#DIV/0!	#DIV/0!
>=75	1.1%	#DIV/0!	0.0%	0.0%	4.5%	0.0%	0.0%	0.0%	0.0%	0.0%	#DIV/0!	#DIV/0!
Total # of vehicle	95	0	19	15	22	5	4	7	11	12	0	0
Average speed	52.3	#DIV/0!	50.4	53.6	53.5	52.7	55.7	53.4	51.4	50.4	#DIV/0!	#DIV/0!
St. Dev.	6.2	#DIV/0!	4.2	5.2	8.9	5.4	7.8	7.2	3.6	5.0	#DIV/0!	#DIV/0!
85th percentile	58.2	#NUM!	55.2	59.3	61.2	56.5	60.9	61.9	54.7	55.2	#NUM!	#NUM!
Min	37.3	0.0	44.7	42.5	41.4	47.8	45.7	47.8	44.7	37.3	0.0	0.0
Max	77.3	0.0	58.3	61.5	77.3	61.5	64.7	65.7	56.2	55.2	0.0	0.0
Range	40.0	0.0	13.7	19.0	35.9	13.7	19.0	17.9	11.6	17.9	0.0	0.0

Vehicle Speed (+75 FT Vehicles)	Hour											
	Total	20:00-21:00	21:00-22:00	22:00-23:00	23:00-00:00	00:00-01:00	01:00-02:00	02:00-03:00	03:00-04:00	04:00-05:00	05:00-06:00	06:00-07:00
MPH												
< 10	0.0%	#DIV/0!	0.0%	0.0%	0.0%	0.0%	0.0%	0.0%	0.0%	0.0%	#DIV/0!	#DIV/0!
10-14	0.0%	#DIV/0!	0.0%	0.0%	0.0%	0.0%	0.0%	0.0%	0.0%	0.0%	#DIV/0!	#DIV/0!
15-19	0.0%	#DIV/0!	0.0%	0.0%	0.0%	0.0%	0.0%	0.0%	0.0%	0.0%	#DIV/0!	#DIV/0!
20-24	0.0%	#DIV/0!	0.0%	0.0%	0.0%	0.0%	0.0%	0.0%	0.0%	0.0%	#DIV/0!	#DIV/0!
25-29	0.0%	#DIV/0!	0.0%	0.0%	0.0%	0.0%	0.0%	0.0%	0.0%	0.0%	#DIV/0!	#DIV/0!
30-34	0.0%	#DIV/0!	0.0%	0.0%	0.0%	0.0%	0.0%	0.0%	0.0%	0.0%	#DIV/0!	#DIV/0!
35-39	0.0%	#DIV/0!	0.0%	0.0%	0.0%	0.0%	0.0%	0.0%	0.0%	0.0%	#DIV/0!	#DIV/0!
40-44	3.2%	#DIV/0!	16.7%	0.0%	0.0%	0.0%	0.0%	0.0%	0.0%	0.0%	#DIV/0!	#DIV/0!
45-49	16.1%	#DIV/0!	0.0%	25.0%	0.0%	0.0%	50.0%	0.0%	33.3%	25.0%	#DIV/0!	#DIV/0!
50-54	29.0%	#DIV/0!	0.0%	25.0%	50.0%	0.0%	50.0%	50.0%	0.0%	75.0%	#DIV/0!	#DIV/0!
55-59	19.4%	#DIV/0!	16.7%	0.0%	50.0%	100.0%	0.0%	16.7%	33.3%	0.0%	#DIV/0!	#DIV/0!
60-64	16.1%	#DIV/0!	0.0%	25.0%	0.0%	0.0%	0.0%	33.3%	33.3%	0.0%	#DIV/0!	#DIV/0!
65-69	3.2%	#DIV/0!	0.0%	25.0%	0.0%	0.0%	0.0%	0.0%	0.0%	0.0%	#DIV/0!	#DIV/0!
70-74	6.5%	#DIV/0!	33.3%	0.0%	0.0%	0.0%	0.0%	0.0%	0.0%	0.0%	#DIV/0!	#DIV/0!
>=75	6.5%	#DIV/0!	33.3%	0.0%	0.0%	0.0%	0.0%	0.0%	0.0%	0.0%	#DIV/0!	#DIV/0!
Total # of vehicle	31	0	6	4	2	1	2	6	6	4	0	0
Average speed	56.2	#DIV/0!	62.6	58.1	54.1	57.3	52.0	56.8	55.7	51.0	#DIV/0!	#DIV/0!
St. Dev.	7.4	#DIV/0!	14.7	9.9	4.5	#DIV/0!	3.0	4.1	5.4	2.1	#DIV/0!	#DIV/0!
85th percentile	61.5	#NUM!	74.1	66.6	56.3	57.3	53.5	60.7	60.7	52.0	#NUM!	#NUM!
Min	43.6	0.0	43.6	48.9	51.0	57.3	49.9	52.0	48.9	47.8	0.0	0.0
Max	74.1	0.0	74.1	69.9	57.3	57.3	54.1	61.5	61.5	52.0	0.0	0.0
Range	30.5	0.0	30.5	21.1	6.3	0.0	4.2	9.5	12.6	4.2	0.0	0.0

Day 9 Beginning of Taper

Not available

Day 9 End of Taper

Vehicle Speed (all vehicles)	Hour											
	Total	20:00-21:00	21:00-22:00	22:00-23:00	23:00-00:00	00:00-01:00	01:00-02:00	02:00-03:00	03:00-04:00	04:00-05:00	05:00-06:00	06:00-07:00
MPH												
< 10	2.1%	#DIV/0!	1.1%	5.0%	4.1%	2.5%	0.0%	0.0%	0.0%	0.0%	#DIV/0!	#DIV/0!
10-14	3.9%	#DIV/0!	1.1%	5.0%	6.2%	13.2%	4.2%	0.0%	0.0%	0.0%	#DIV/0!	#DIV/0!
15-19	4.4%	#DIV/0!	4.2%	1.7%	6.2%	17.4%	6.7%	0.0%	0.0%	0.0%	#DIV/0!	#DIV/0!
20-24	4.4%	#DIV/0!	4.8%	2.1%	8.2%	5.8%	6.7%	4.3%	1.0%	1.6%	#DIV/0!	#DIV/0!
25-29	7.3%	#DIV/0!	12.2%	3.3%	12.4%	9.9%	5.0%	6.0%	2.1%	4.9%	#DIV/0!	#DIV/0!
30-34	8.2%	#DIV/0!	13.8%	7.4%	9.8%	5.0%	5.8%	8.6%	7.2%	4.9%	#DIV/0!	#DIV/0!
35-39	11.0%	#DIV/0!	12.2%	12.0%	10.8%	7.4%	6.7%	14.7%	12.4%	10.6%	#DIV/0!	#DIV/0!
40-44	14.1%	#DIV/0!	21.7%	14.0%	16.5%	9.9%	14.2%	5.2%	8.2%	15.4%	#DIV/0!	#DIV/0!
45-49	18.0%	#DIV/0!	20.1%	20.2%	13.4%	10.7%	21.7%	20.7%	18.6%	17.9%	#DIV/0!	#DIV/0!
50-54	12.1%	#DIV/0!	5.3%	15.7%	5.2%	13.2%	17.5%	11.2%	19.6%	14.6%	#DIV/0!	#DIV/0!
55-59	8.4%	#DIV/0!	3.7%	7.4%	6.7%	4.1%	5.0%	18.1%	16.5%	12.2%	#DIV/0!	#DIV/0!
60-64	3.3%	#DIV/0!	0.0%	3.7%	0.5%	0.8%	4.2%	6.0%	7.2%	8.1%	#DIV/0!	#DIV/0!
65-69	2.2%	#DIV/0!	0.0%	1.7%	0.0%	0.0%	2.5%	4.3%	7.2%	6.5%	#DIV/0!	#DIV/0!
70-74	0.4%	#DIV/0!	0.0%	0.8%	0.0%	0.0%	0.0%	0.9%	0.0%	1.6%	#DIV/0!	#DIV/0!
>=75	0.2%	#DIV/0!	0.0%	0.0%	0.0%	0.0%	0.0%	0.0%	0.0%	1.6%	#DIV/0!	#DIV/0!
Total # of vehicles	1202	0	189	242	194	121	120	116	97	123	0	0
Average speed	40.9	#DIV/0!	38.0	41.8	34.9	32.6	41.6	46.6	49.2	49.0	#DIV/0!	#DIV/0!
St. Dev.	14.1	#DIV/0!	10.5	14.6	13.5	15.5	13.8	11.7	10.5	11.8	#DIV/0!	#DIV/0!
85th percentile	54.8	#NUM!	47.5	54.8	49.1	52.4	54.0	57.2	59.3	62.1	#NUM!	#NUM!
Min	4.6	0.0	8.7	4.6	7.9	8.7	11.1	20.8	20.8	22.4	0.0	0.0
Max	77.4	0.0	59.6	72.6	62.1	60.5	66.1	71.0	69.4	77.4	0.0	0.0
Range	72.8	0.0	51.0	68.0	54.2	51.8	55.0	50.2	48.6	55.0	0.0	0.0

Vehicle Speed (0-25 FT Vehicles)	Hour											
	Total	20:00-21:00	21:00-22:00	22:00-23:00	23:00-00:00	00:00-01:00	01:00-02:00	02:00-03:00	03:00-04:00	04:00-05:00	05:00-06:00	06:00-07:00
MPH												
< 10	3.5%	#DIV/0!	1.8%	10.0%	5.7%	2.6%	0.0%	0.0%	0.0%	0.0%	#DIV/0!	#DIV/0!
10-14	6.0%	#DIV/0!	1.8%	8.3%	8.5%	15.4%	6.6%	0.0%	0.0%	0.0%	#DIV/0!	#DIV/0!
15-19	5.6%	#DIV/0!	4.6%	2.5%	7.5%	17.9%	8.2%	0.0%	0.0%	0.0%	#DIV/0!	#DIV/0!
20-24	5.2%	#DIV/0!	4.6%	1.7%	10.4%	5.1%	8.2%	5.5%	2.6%	1.9%	#DIV/0!	#DIV/0!
25-29	8.9%	#DIV/0!	16.5%	4.2%	11.3%	11.5%	4.9%	7.3%	0.0%	7.5%	#DIV/0!	#DIV/0!
30-34	6.9%	#DIV/0!	9.2%	7.5%	10.4%	6.4%	0.0%	5.5%	2.6%	7.5%	#DIV/0!	#DIV/0!
35-39	9.7%	#DIV/0!	12.8%	11.7%	10.4%	5.1%	6.6%	9.1%	13.2%	5.7%	#DIV/0!	#DIV/0!
40-44	12.6%	#DIV/0!	21.1%	9.2%	15.1%	10.3%	13.1%	3.6%	7.9%	13.2%	#DIV/0!	#DIV/0!
45-49	16.3%	#DIV/0!	16.5%	15.8%	11.3%	10.3%	23.0%	21.8%	23.7%	17.0%	#DIV/0!	#DIV/0!
50-54	11.0%	#DIV/0!	6.4%	18.3%	5.7%	12.8%	13.1%	7.3%	10.5%	13.2%	#DIV/0!	#DIV/0!
55-59	8.1%	#DIV/0!	4.6%	5.0%	3.8%	2.6%	6.6%	25.5%	23.7%	11.3%	#DIV/0!	#DIV/0!
60-64	3.9%	#DIV/0!	0.0%	5.0%	0.0%	0.0%	6.6%	7.3%	10.5%	11.3%	#DIV/0!	#DIV/0!
65-69	1.8%	#DIV/0!	0.0%	0.0%	0.0%	0.0%	3.3%	5.5%	5.3%	7.5%	#DIV/0!	#DIV/0!
70-74	0.5%	#DIV/0!	0.0%	0.8%	0.0%	0.0%	0.0%	1.8%	0.0%	1.9%	#DIV/0!	#DIV/0!
>=75	0.2%	#DIV/0!	0.0%	0.0%	0.0%	0.0%	0.0%	0.0%	0.0%	1.9%	#DIV/0!	#DIV/0!
Total # of vehicles	620	0	109	120	106	78	61	55	38	53	0	0
Average speed	39.1	#DIV/0!	37.3	38.5	32.5	31.3	41.2	48.3	50.2	49.4	#DIV/0!	#DIV/0!
St. Dev.	15.4	#DIV/0!	11.5	17.0	13.5	15.3	15.5	12.4	10.2	13.1	#DIV/0!	#DIV/0!
85th percentile	54.8	#NUM!	49.0	54.1	46.7	51.0	55.6	59.6	60.3	64.5	#NUM!	#NUM!
Min	4.6	0.0	8.7	4.6	7.9	8.7	11.1	20.8	20.8	22.4	0.0	0.0
Max	75.8	0.0	59.6	72.6	58.0	57.2	66.1	71.0	69.4	75.8	0.0	0.0
Range	71.2	0.0	51.0	68.0	50.2	48.6	55.0	50.2	48.6	53.4	0.0	0.0

Vehicle Speed (25-50 FT Vehicles)	Hour											
	Total	20:00-21:00	21:00-22:00	22:00-23:00	23:00-00:00	00:00-01:00	01:00-02:00	02:00-03:00	03:00-04:00	04:00-05:00	05:00-06:00	06:00-07:00
MPH												
< 10	1.0%	#DIV/0!	0.0%	0.0%	4.5%	4.0%	0.0%	0.0%	0.0%	0.0%	#DIV/0!	#DIV/0!
10-14	3.4%	#DIV/0!	0.0%	3.2%	6.8%	16.0%	2.9%	0.0%	0.0%	0.0%	#DIV/0!	#DIV/0!
15-19	3.7%	#DIV/0!	6.4%	1.6%	2.3%	16.0%	5.7%	0.0%	0.0%	0.0%	#DIV/0!	#DIV/0!
20-24	3.7%	#DIV/0!	4.3%	1.6%	6.8%	4.0%	5.7%	3.8%	0.0%	2.9%	#DIV/0!	#DIV/0!
25-29	4.1%	#DIV/0!	2.1%	1.6%	15.9%	4.0%	2.9%	0.0%	0.0%	2.9%	#DIV/0!	#DIV/0!
30-34	6.8%	#DIV/0!	14.9%	9.5%	0.0%	0.0%	11.4%	3.8%	5.0%	2.9%	#DIV/0!	#DIV/0!
35-39	11.5%	#DIV/0!	17.0%	7.9%	6.8%	16.0%	0.0%	34.6%	0.0%	14.3%	#DIV/0!	#DIV/0!
40-44	15.9%	#DIV/0!	23.4%	17.5%	20.5%	8.0%	17.1%	3.8%	10.0%	14.3%	#DIV/0!	#DIV/0!
45-49	19.3%	#DIV/0!	23.4%	19.0%	18.2%	12.0%	25.7%	19.2%	15.0%	17.1%	#DIV/0!	#DIV/0!
50-54	14.9%	#DIV/0!	6.4%	14.3%	9.1%	12.0%	25.7%	15.4%	40.0%	11.4%	#DIV/0!	#DIV/0!
55-59	8.8%	#DIV/0!	2.1%	11.1%	6.8%	8.0%	0.0%	15.4%	20.0%	14.3%	#DIV/0!	#DIV/0!
60-64	2.4%	#DIV/0!	0.0%	4.8%	2.3%	0.0%	0.0%	0.0%	0.0%	8.6%	#DIV/0!	#DIV/0!
65-69	3.7%	#DIV/0!	0.0%	6.3%	0.0%	0.0%	2.9%	3.8%	10.0%	8.6%	#DIV/0!	#DIV/0!
70-74	0.7%	#DIV/0!	0.0%	1.6%	0.0%	0.0%	0.0%	0.0%	0.0%	2.9%	#DIV/0!	#DIV/0!
>=75	0.0%	#DIV/0!	0.0%	0.0%	0.0%	0.0%	0.0%	0.0%	0.0%	0.0%	#DIV/0!	#DIV/0!
Total # of vehicle	295	0	47	63	44	25	35	26	20	35	0	0
Average speed	42.9	#DIV/0!	39.4	46.3	37.5	32.9	42.2	45.7	51.7	49.3	#DIV/0!	#DIV/0!
St. Dev.	13.2	#DIV/0!	9.2	13.0	14.6	16.3	12.1	10.0	8.2	11.6	#DIV/0!	#DIV/0!
85th percentile	55.6	#NUM!	47.6	58.8	52.1	51.1	51.6	55.8	59.0	61.3	#NUM!	#NUM!
Min	7.9	0.0	16.8	10.3	7.9	9.5	11.1	22.4	30.5	23.2	0.0	0.0
Max	71.8	0.0	55.6	70.2	62.1	58.0	66.1	66.1	66.1	71.8	0.0	0.0
Range	63.9	0.0	38.8	59.9	54.2	48.6	55.0	43.7	35.6	48.6	0.0	0.0

Vehicle Speed (50-75 FT Vehicles)	Hour											
	Total	20:00-21:00	21:00-22:00	22:00-23:00	23:00-00:00	00:00-01:00	01:00-02:00	02:00-03:00	03:00-04:00	04:00-05:00	05:00-06:00	06:00-07:00
MPH												
< 10	0.0%	#DIV/0!	0.0%	0.0%	0.0%	0.0%	0.0%	0.0%	0.0%	0.0%	#DIV/0!	#DIV/0!
10-14	0.0%	#DIV/0!	0.0%	0.0%	0.0%	0.0%	0.0%	0.0%	0.0%	0.0%	#DIV/0!	#DIV/0!
15-19	3.4%	#DIV/0!	0.0%	0.0%	8.3%	20.0%	7.1%	0.0%	0.0%	0.0%	#DIV/0!	#DIV/0!
20-24	5.5%	#DIV/0!	7.7%	6.3%	8.3%	20.0%	7.1%	0.0%	0.0%	0.0%	#DIV/0!	#DIV/0!
25-29	12.3%	#DIV/0!	15.4%	6.3%	20.8%	10.0%	14.3%	18.8%	10.0%	5.9%	#DIV/0!	#DIV/0!
30-34	13.7%	#DIV/0!	23.1%	3.1%	16.7%	0.0%	21.4%	25.0%	25.0%	0.0%	#DIV/0!	#DIV/0!
35-39	15.1%	#DIV/0!	0.0%	25.0%	16.7%	10.0%	21.4%	0.0%	15.0%	17.6%	#DIV/0!	#DIV/0!
40-44	15.1%	#DIV/0!	30.8%	15.6%	8.3%	10.0%	14.3%	12.5%	10.0%	23.5%	#DIV/0!	#DIV/0!
45-49	14.4%	#DIV/0!	15.4%	34.4%	4.2%	0.0%	0.0%	18.8%	5.0%	17.6%	#DIV/0!	#DIV/0!
50-54	4.8%	#DIV/0!	0.0%	0.0%	0.0%	20.0%	7.1%	0.0%	5.0%	17.6%	#DIV/0!	#DIV/0!
55-59	10.3%	#DIV/0!	7.7%	9.4%	16.7%	10.0%	7.1%	12.5%	10.0%	5.9%	#DIV/0!	#DIV/0!
60-64	2.1%	#DIV/0!	0.0%	0.0%	0.0%	0.0%	0.0%	12.5%	5.0%	0.0%	#DIV/0!	#DIV/0!
65-69	2.7%	#DIV/0!	0.0%	0.0%	0.0%	0.0%	0.0%	0.0%	15.0%	5.9%	#DIV/0!	#DIV/0!
70-74	0.0%	#DIV/0!	0.0%	0.0%	0.0%	0.0%	0.0%	0.0%	0.0%	0.0%	#DIV/0!	#DIV/0!
>=75	0.7%	#DIV/0!	0.0%	0.0%	0.0%	0.0%	0.0%	0.0%	0.0%	5.9%	#DIV/0!	#DIV/0!
Total # of vehicle	146	0	13	32	24	10	14	16	20	17	0	0
Average speed	40.7	#DIV/0!	38.3	41.6	35.9	35.2	35.8	42.7	45.0	47.5	#DIV/0!	#DIV/0!
St. Dev.	12.2	#DIV/0!	9.8	8.8	12.0	16.0	11.3	12.0	14.0	12.0	#DIV/0!	#DIV/0!
85th percentile	55.6	#NUM!	45.6	49.9	51.6	54.5	43.2	58.0	64.6	56.1	#NUM!	#NUM!
Min	16.8	0.0	23.2	24.0	17.6	16.8	17.6	28.1	27.3	28.9	0.0	0.0
Max	77.4	0.0	58.0	58.0	58.0	57.2	59.6	62.1	69.4	77.4	0.0	0.0
Range	60.7	0.0	34.8	34.0	40.5	40.5	42.1	34.0	42.1	48.6	0.0	0.0



Vehicle Speed (+75 FT Vehicles)	Hour											
	Total	20:00-21:00	21:00-22:00	22:00-23:00	23:00-00:00	00:00-01:00	01:00-02:00	02:00-03:00	03:00-04:00	04:00-05:00	05:00-06:00	06:00-07:00
MPH												
< 10	0.0%	#DIV/0!	0.0%	0.0%	0.0%	0.0%	0.0%	0.0%	0.0%	0.0%	#DIV/0!	#DIV/0!
10-14	0.0%	#DIV/0!	0.0%	0.0%	0.0%	0.0%	0.0%	0.0%	0.0%	0.0%	#DIV/0!	#DIV/0!
15-19	1.4%	#DIV/0!	0.0%	0.0%	5.0%	12.5%	0.0%	0.0%	0.0%	0.0%	#DIV/0!	#DIV/0!
20-24	1.4%	#DIV/0!	5.0%	0.0%	0.0%	0.0%	0.0%	5.3%	0.0%	0.0%	#DIV/0!	#DIV/0!
25-29	2.1%	#DIV/0!	10.0%	0.0%	0.0%	12.5%	0.0%	0.0%	0.0%	0.0%	#DIV/0!	#DIV/0!
30-34	11.3%	#DIV/0!	30.0%	7.4%	20.0%	12.5%	0.0%	10.5%	0.0%	5.6%	#DIV/0!	#DIV/0!
35-39	11.3%	#DIV/0!	5.0%	7.4%	15.0%	0.0%	10.0%	15.8%	21.1%	11.1%	#DIV/0!	#DIV/0!
40-44	15.6%	#DIV/0!	15.0%	25.9%	25.0%	12.5%	10.0%	5.3%	5.3%	16.7%	#DIV/0!	#DIV/0!
45-49	26.2%	#DIV/0!	35.0%	25.9%	25.0%	25.0%	30.0%	21.1%	26.3%	22.2%	#DIV/0!	#DIV/0!
50-54	18.4%	#DIV/0!	0.0%	25.9%	0.0%	12.5%	30.0%	26.3%	31.6%	22.2%	#DIV/0!	#DIV/0!
55-59	7.1%	#DIV/0!	0.0%	7.4%	10.0%	0.0%	10.0%	5.3%	5.3%	16.7%	#DIV/0!	#DIV/0!
60-64	4.3%	#DIV/0!	0.0%	0.0%	0.0%	12.5%	10.0%	5.3%	10.5%	5.6%	#DIV/0!	#DIV/0!
65-69	0.7%	#DIV/0!	0.0%	0.0%	0.0%	0.0%	0.0%	5.3%	0.0%	0.0%	#DIV/0!	#DIV/0!
70-74	0.0%	#DIV/0!	0.0%	0.0%	0.0%	0.0%	0.0%	0.0%	0.0%	0.0%	#DIV/0!	#DIV/0!
>=75	0.0%	#DIV/0!	0.0%	0.0%	0.0%	0.0%	0.0%	0.0%	0.0%	0.0%	#DIV/0!	#DIV/0!
Total # of vehicle	141	0	20	27	20	8	10	19	19	18	0	0
Average speed	45.0	#DIV/0!	38.3	46.3	40.8	40.9	50.3	46.4	48.8	48.4	#DIV/0!	#DIV/0!
St. Dev.	9.5	#DIV/0!	7.9	6.8	9.5	13.8	6.5	11.2	8.0	8.1	#DIV/0!	#DIV/0!
85th percentile	54.0	#NUM!	46.1	50.8	49.1	51.4	56.4	55.3	55.0	56.7	#NUM!	#NUM!
Min	18.4	0.0	24.8	32.1	18.4	19.2	39.4	20.8	35.4	33.8	0.0	0.0
Max	66.9	0.0	49.1	58.8	58.0	60.5	61.3	66.9	64.5	62.1	0.0	0.0
Range	48.6	0.0	24.3	26.7	39.7	41.3	21.8	46.1	29.1	28.3	0.0	0.0

Day 9 1<sup>st</sup> WZ

Vehicle Speed (all vehicles)	Hour											
	Total	20:00-21:00	21:00-22:00	22:00-23:00	23:00-00:00	00:00-01:00	01:00-02:00	02:00-03:00	03:00-04:00	04:00-05:00	05:00-06:00	06:00-07:00
MPH												
< 10	0.5%	#DIV/0!	0.6%	0.0%	1.8%	0.7%	0.9%	0.0%	0.0%	0.0%	#DIV/0!	#DIV/0!
10-14	6.6%	#DIV/0!	6.3%	3.5%	5.0%	12.7%	19.6%	8.4%	0.0%	3.6%	#DIV/0!	#DIV/0!
15-19	21.2%	#DIV/0!	25.1%	20.1%	33.5%	15.5%	24.3%	14.0%	18.2%	7.2%	#DIV/0!	#DIV/0!
20-24	28.3%	#DIV/0!	28.2%	32.9%	31.7%	26.8%	15.9%	34.3%	20.9%	23.2%	#DIV/0!	#DIV/0!
25-29	21.0%	#DIV/0!	20.8%	21.1%	14.7%	26.1%	23.4%	21.0%	20.0%	25.4%	#DIV/0!	#DIV/0!
30-34	9.7%	#DIV/0!	8.5%	9.9%	8.7%	9.2%	5.6%	8.4%	14.5%	15.2%	#DIV/0!	#DIV/0!
35-39	7.2%	#DIV/0!	7.4%	8.6%	2.8%	4.9%	5.6%	5.6%	12.7%	10.9%	#DIV/0!	#DIV/0!
40-44	3.2%	#DIV/0!	2.0%	1.6%	0.0%	3.5%	2.8%	5.6%	7.3%	8.7%	#DIV/0!	#DIV/0!
45-49	1.6%	#DIV/0!	1.1%	1.3%	0.9%	0.7%	0.9%	1.4%	4.5%	3.6%	#DIV/0!	#DIV/0!
50-54	0.7%	#DIV/0!	0.0%	1.0%	0.9%	0.0%	0.9%	1.4%	1.8%	0.0%	#DIV/0!	#DIV/0!
55-59	0.1%	#DIV/0!	0.0%	0.0%	0.0%	0.0%	0.0%	0.0%	0.0%	1.4%	#DIV/0!	#DIV/0!
60-64	0.1%	#DIV/0!	0.0%	0.0%	0.0%	0.0%	0.0%	0.0%	0.0%	0.7%	#DIV/0!	#DIV/0!
65-69	0.0%	#DIV/0!	0.0%	0.0%	0.0%	0.0%	0.0%	0.0%	0.0%	0.0%	#DIV/0!	#DIV/0!
70-74	0.0%	#DIV/0!	0.0%	0.0%	0.0%	0.0%	0.0%	0.0%	0.0%	0.0%	#DIV/0!	#DIV/0!
>=75	0.0%	#DIV/0!	0.0%	0.0%	0.0%	0.0%	0.0%	0.0%	0.0%	0.0%	#DIV/0!	#DIV/0!
Total # of vehicles	1522	0	351	313	218	142	107	143	110	138	0	0
Average speed	25.1	#DIV/0!	24.3	25.4	22.5	24.0	22.6	25.9	29.0	29.6	#DIV/0!	#DIV/0!
St. Dev.	8.1	#DIV/0!	7.3	7.4	6.9	7.7	8.7	8.2	8.8	9.1	#DIV/0!	#DIV/0!
85th percentile	33.3	#NUM!	31.5	33.3	28.8	31.4	30.6	33.3	39.6	39.6	#NUM!	#NUM!
Min	5.7	0.0	5.7	10.1	7.5	9.2	5.7	11.0	16.4	11.0	0.0	0.0
Max	60.1	0.0	48.5	52.0	52.0	47.6	51.1	51.1	53.8	60.1	0.0	0.0
Range	54.4	0.0	42.8	41.9	44.6	38.3	45.5	40.1	37.4	49.0	0.0	0.0

Vehicle Speed (0-25 FT Vehicles)	Hour											
	Total	20:00-21:00	21:00-22:00	22:00-23:00	23:00-00:00	00:00-01:00	01:00-02:00	02:00-03:00	03:00-04:00	04:00-05:00	05:00-06:00	06:00-07:00
MPH												
< 10	0.8%	#DIV/0!	0.9%	0.0%	2.4%	1.1%	1.6%	0.0%	0.0%	0.0%	#DIV/0!	#DIV/0!
10-14	8.2%	#DIV/0!	8.1%	4.0%	6.3%	14.9%	27.0%	8.1%	0.0%	3.1%	#DIV/0!	#DIV/0!
15-19	21.7%	#DIV/0!	26.1%	21.4%	36.5%	13.8%	19.0%	12.8%	16.0%	9.4%	#DIV/0!	#DIV/0!
20-24	26.8%	#DIV/0!	27.9%	29.4%	28.6%	23.4%	19.0%	33.7%	20.0%	20.3%	#DIV/0!	#DIV/0!
25-29	18.4%	#DIV/0!	16.7%	22.9%	10.3%	24.5%	19.0%	16.3%	8.0%	28.1%	#DIV/0!	#DIV/0!
30-34	10.2%	#DIV/0!	8.6%	10.0%	11.9%	9.6%	7.9%	9.3%	16.0%	12.5%	#DIV/0!	#DIV/0!
35-39	8.1%	#DIV/0!	9.5%	9.0%	3.2%	7.4%	3.2%	8.1%	18.0%	7.8%	#DIV/0!	#DIV/0!
40-44	3.4%	#DIV/0!	1.4%	2.0%	0.0%	5.3%	3.2%	8.1%	10.0%	7.8%	#DIV/0!	#DIV/0!
45-49	1.7%	#DIV/0!	0.9%	1.0%	0.8%	0.0%	0.0%	2.3%	8.0%	6.3%	#DIV/0!	#DIV/0!
50-54	0.4%	#DIV/0!	0.0%	0.5%	0.0%	0.0%	0.0%	1.2%	4.0%	0.0%	#DIV/0!	#DIV/0!
55-59	0.2%	#DIV/0!	0.0%	0.0%	0.0%	0.0%	0.0%	0.0%	0.0%	3.1%	#DIV/0!	#DIV/0!
60-64	0.1%	#DIV/0!	0.0%	0.0%	0.0%	0.0%	0.0%	0.0%	0.0%	1.6%	#DIV/0!	#DIV/0!
65-69	0.0%	#DIV/0!	0.0%	0.0%	0.0%	0.0%	0.0%	0.0%	0.0%	0.0%	#DIV/0!	#DIV/0!
70-74	0.0%	#DIV/0!	0.0%	0.0%	0.0%	0.0%	0.0%	0.0%	0.0%	0.0%	#DIV/0!	#DIV/0!
>=75	0.0%	#DIV/0!	0.0%	0.0%	0.0%	0.0%	0.0%	0.0%	0.0%	0.0%	#DIV/0!	#DIV/0!
Total # of vehicles	906	0	222	201	126	94	63	86	50	64	0	0
Average speed	25.0	#DIV/0!	24.0	25.4	22.1	24.4	21.2	26.7	31.5	30.1	#DIV/0!	#DIV/0!
St. Dev.	8.4	#DIV/0!	7.5	7.3	6.8	8.2	8.3	8.8	10.2	10.6	#DIV/0!	#DIV/0!
85th percentile	34.2	#NUM!	32.4	33.3	30.6	33.3	29.7	36.9	42.2	41.3	#NUM!	#NUM!
Min	5.7	0.0	5.7	10.1	7.5	9.2	5.7	11.0	16.4	11.0	0.0	0.0
Max	60.1	0.0	46.7	52.0	47.6	42.2	42.2	51.1	53.8	60.1	0.0	0.0
Range	54.4	0.0	41.0	41.9	40.1	33.0	36.5	40.1	37.4	49.0	0.0	0.0

Vehicle Speed (25-50 FT Vehicles)	Hour											
	Total	20:00-21:00	21:00-22:00	22:00-23:00	23:00-00:00	00:00-01:00	01:00-02:00	02:00-03:00	03:00-04:00	04:00-05:00	05:00-06:00	06:00-07:00
MPH												
< 10	0.3%	#DIV/0!	0.0%	0.0%	1.9%	0.0%	0.0%	0.0%	0.0%	0.0%	#DIV/0!	#DIV/0!
10-14	8.1%	#DIV/0!	6.3%	3.6%	5.6%	16.0%	14.8%	15.2%	0.0%	10.3%	#DIV/0!	#DIV/0!
15-19	25.5%	#DIV/0!	30.2%	23.2%	38.9%	24.0%	25.9%	18.2%	26.1%	3.4%	#DIV/0!	#DIV/0!
20-24	24.5%	#DIV/0!	28.6%	41.1%	29.6%	20.0%	7.4%	21.2%	8.7%	10.3%	#DIV/0!	#DIV/0!
25-29	17.4%	#DIV/0!	12.7%	8.9%	13.0%	24.0%	29.6%	27.3%	30.4%	13.8%	#DIV/0!	#DIV/0!
30-34	9.4%	#DIV/0!	12.7%	5.4%	3.7%	12.0%	3.7%	12.1%	8.7%	20.7%	#DIV/0!	#DIV/0!
35-39	7.7%	#DIV/0!	4.8%	10.7%	1.9%	0.0%	11.1%	0.0%	17.4%	24.1%	#DIV/0!	#DIV/0!
40-44	3.5%	#DIV/0!	3.2%	1.8%	0.0%	0.0%	3.7%	3.0%	4.3%	17.2%	#DIV/0!	#DIV/0!
45-49	1.9%	#DIV/0!	1.6%	3.6%	1.9%	4.0%	0.0%	0.0%	4.3%	0.0%	#DIV/0!	#DIV/0!
50-54	1.6%	#DIV/0!	0.0%	1.8%	3.7%	0.0%	3.7%	3.0%	0.0%	0.0%	#DIV/0!	#DIV/0!
55-59	0.0%	#DIV/0!	0.0%	0.0%	0.0%	0.0%	0.0%	0.0%	0.0%	0.0%	#DIV/0!	#DIV/0!
60-64	0.0%	#DIV/0!	0.0%	0.0%	0.0%	0.0%	0.0%	0.0%	0.0%	0.0%	#DIV/0!	#DIV/0!
65-69	0.0%	#DIV/0!	0.0%	0.0%	0.0%	0.0%	0.0%	0.0%	0.0%	0.0%	#DIV/0!	#DIV/0!
70-74	0.0%	#DIV/0!	0.0%	0.0%	0.0%	0.0%	0.0%	0.0%	0.0%	0.0%	#DIV/0!	#DIV/0!
>=75	0.0%	#DIV/0!	0.0%	0.0%	0.0%	0.0%	0.0%	0.0%	0.0%	0.0%	#DIV/0!	#DIV/0!
Total # of vehicle	310	0	63	56	54	25	27	33	23	29	0	0
Average speed	25.0	#DIV/0!	24.0	25.3	22.4	22.8	25.1	24.6	28.0	30.9	#DIV/0!	#DIV/0!
St. Dev.	8.7	#DIV/0!	7.7	8.5	8.5	8.3	9.7	8.7	8.4	9.1	#DIV/0!	#DIV/0!
85th percentile	34.2	#NUM!	32.2	35.1	29.7	29.6	36.1	30.8	35.7	40.3	#NUM!	#NUM!
Min	9.2	0.0	12.8	12.8	9.2	11.0	11.0	11.9	17.3	11.9	0.0	0.0
Max	52.0	0.0	48.5	51.1	52.0	47.6	51.1	51.1	45.8	44.9	0.0	0.0
Range	42.8	0.0	35.7	38.3	42.8	36.5	40.1	39.2	28.5	33.0	0.0	0.0

Vehicle Speed (50-75 FT Vehicles)	Hour											
	Total	20:00-21:00	21:00-22:00	22:00-23:00	23:00-00:00	00:00-01:00	01:00-02:00	02:00-03:00	03:00-04:00	04:00-05:00	05:00-06:00	06:00-07:00
MPH												
< 10	0.0%	#DIV/0!	0.0%	0.0%	0.0%	0.0%	0.0%	0.0%	0.0%	0.0%	#DIV/0!	#DIV/0!
10-14	0.5%	#DIV/0!	0.0%	2.8%	0.0%	0.0%	0.0%	0.0%	0.0%	0.0%	#DIV/0!	#DIV/0!
15-19	21.2%	#DIV/0!	20.8%	16.7%	19.4%	20.0%	77.8%	20.0%	23.1%	8.7%	#DIV/0!	#DIV/0!
20-24	40.9%	#DIV/0!	31.3%	38.9%	51.6%	60.0%	11.1%	60.0%	30.8%	47.8%	#DIV/0!	#DIV/0!
25-29	27.6%	#DIV/0!	41.7%	22.2%	22.6%	20.0%	11.1%	20.0%	26.9%	30.4%	#DIV/0!	#DIV/0!
30-34	7.4%	#DIV/0!	4.2%	13.9%	6.5%	0.0%	0.0%	0.0%	11.5%	13.0%	#DIV/0!	#DIV/0!
35-39	1.0%	#DIV/0!	0.0%	5.6%	0.0%	0.0%	0.0%	0.0%	0.0%	0.0%	#DIV/0!	#DIV/0!
40-44	1.5%	#DIV/0!	2.1%	0.0%	0.0%	0.0%	0.0%	0.0%	7.7%	0.0%	#DIV/0!	#DIV/0!
45-49	0.0%	#DIV/0!	0.0%	0.0%	0.0%	0.0%	0.0%	0.0%	0.0%	0.0%	#DIV/0!	#DIV/0!
50-54	0.0%	#DIV/0!	0.0%	0.0%	0.0%	0.0%	0.0%	0.0%	0.0%	0.0%	#DIV/0!	#DIV/0!
55-59	0.0%	#DIV/0!	0.0%	0.0%	0.0%	0.0%	0.0%	0.0%	0.0%	0.0%	#DIV/0!	#DIV/0!
60-64	0.0%	#DIV/0!	0.0%	0.0%	0.0%	0.0%	0.0%	0.0%	0.0%	0.0%	#DIV/0!	#DIV/0!
65-69	0.0%	#DIV/0!	0.0%	0.0%	0.0%	0.0%	0.0%	0.0%	0.0%	0.0%	#DIV/0!	#DIV/0!
70-74	0.0%	#DIV/0!	0.0%	0.0%	0.0%	0.0%	0.0%	0.0%	0.0%	0.0%	#DIV/0!	#DIV/0!
>=75	0.0%	#DIV/0!	0.0%	0.0%	0.0%	0.0%	0.0%	0.0%	0.0%	0.0%	#DIV/0!	#DIV/0!
Total # of vehicle	203	0	48	36	31	15	9	15	26	23	0	0
Average speed	23.9	#DIV/0!	24.2	24.4	23.0	22.6	19.6	22.7	25.4	25.4	#DIV/0!	#DIV/0!
St. Dev.	4.9	#DIV/0!	4.8	5.9	3.9	3.4	4.0	2.4	6.0	4.2	#DIV/0!	#DIV/0!
85th percentile	28.0	#NUM!	27.9	31.3	26.6	26.0	22.1	25.2	30.9	29.5	#NUM!	#NUM!
Min	11.9	0.0	16.4	11.9	16.4	15.5	15.5	19.1	19.1	18.2	0.0	0.0
Max	42.2	0.0	42.2	38.7	31.5	28.9	28.9	28.0	41.3	34.2	0.0	0.0
Range	30.3	0.0	25.9	26.7	15.2	13.4	13.4	8.9	22.3	16.0	0.0	0.0

Vehicle Speed (+75 FT Vehicles)	Hour											
	Total	20:00-21:00	21:00-22:00	22:00-23:00	23:00-00:00	00:00-01:00	01:00-02:00	02:00-03:00	03:00-04:00	04:00-05:00	05:00-06:00	06:00-07:00
MPH												
< 10	0.0%	#DIV/0!	0.0%	0.0%	0.0%	0.0%	0.0%	0.0%	0.0%	0.0%	#DIV/0!	#DIV/0!
10-14	0.0%	#DIV/0!	0.0%	0.0%	0.0%	0.0%	0.0%	0.0%	0.0%	0.0%	#DIV/0!	#DIV/0!
15-19	2.9%	#DIV/0!	5.6%	5.0%	0.0%	0.0%	0.0%	0.0%	0.0%	4.5%	#DIV/0!	#DIV/0!
20-24	27.2%	#DIV/0!	22.2%	35.0%	14.3%	25.0%	25.0%	44.4%	27.3%	22.7%	#DIV/0!	#DIV/0!
25-29	41.7%	#DIV/0!	44.4%	35.0%	71.4%	62.5%	50.0%	44.4%	36.4%	27.3%	#DIV/0!	#DIV/0!
30-34	11.7%	#DIV/0!	5.6%	15.0%	0.0%	12.5%	0.0%	0.0%	27.3%	18.2%	#DIV/0!	#DIV/0!
35-39	9.7%	#DIV/0!	11.1%	5.0%	14.3%	0.0%	12.5%	11.1%	9.1%	13.6%	#DIV/0!	#DIV/0!
40-44	2.9%	#DIV/0!	5.6%	0.0%	0.0%	0.0%	0.0%	0.0%	0.0%	9.1%	#DIV/0!	#DIV/0!
45-49	2.9%	#DIV/0!	5.6%	0.0%	0.0%	0.0%	12.5%	0.0%	0.0%	4.5%	#DIV/0!	#DIV/0!
50-54	1.0%	#DIV/0!	0.0%	5.0%	0.0%	0.0%	0.0%	0.0%	0.0%	0.0%	#DIV/0!	#DIV/0!
55-59	0.0%	#DIV/0!	0.0%	0.0%	0.0%	0.0%	0.0%	0.0%	0.0%	0.0%	#DIV/0!	#DIV/0!
60-64	0.0%	#DIV/0!	0.0%	0.0%	0.0%	0.0%	0.0%	0.0%	0.0%	0.0%	#DIV/0!	#DIV/0!
65-69	0.0%	#DIV/0!	0.0%	0.0%	0.0%	0.0%	0.0%	0.0%	0.0%	0.0%	#DIV/0!	#DIV/0!
70-74	0.0%	#DIV/0!	0.0%	0.0%	0.0%	0.0%	0.0%	0.0%	0.0%	0.0%	#DIV/0!	#DIV/0!
>=75	0.0%	#DIV/0!	0.0%	0.0%	0.0%	0.0%	0.0%	0.0%	0.0%	0.0%	#DIV/0!	#DIV/0!
Total # of vehicle	103	0	18	20	7	8	8	9	11	22	0	0
Average speed	28.6	#DIV/0!	28.8	27.8	27.3	26.3	29.0	27.7	28.6	30.7	#DIV/0!	#DIV/0!
St. Dev.	6.5	#DIV/0!	7.3	6.9	3.7	3.9	8.2	4.8	5.7	7.2	#DIV/0!	#DIV/0!
85th percentile	35.1	#NUM!	36.4	30.9	28.7	27.1	34.7	29.6	33.8	37.4	#NUM!	#NUM!
Min	19.9	0.0	19.9	19.9	23.5	20.8	20.8	23.5	20.8	19.9	0.0	0.0
Max	52.0	0.0	47.6	52.0	35.1	34.2	46.7	38.7	39.6	49.4	0.0	0.0
Range	32.1	0.0	27.6	32.1	11.6	13.4	25.9	15.2	18.7	29.4	0.0	0.0

Day 9 2<sup>nd</sup> WZ

		Hour											
Vehicle Speed (all vehicles)	Total	20:00-21:00	21:00-22:00	22:00-23:00	23:00-00:00	00:00-01:00	01:00-02:00	02:00-03:00	03:00-04:00	04:00-05:00	05:00-06:00	06:00-07:00	
		MPH											
< 10	0.1%	#DIV/0!	0.0%	0.0%	0.0%	0.0%	0.0%	0.7%	0.0%	0.0%	#DIV/0!	#DIV/0!	
10-14	0.6%	#DIV/0!	0.0%	0.0%	0.0%	0.0%	0.9%	5.4%	1.7%	0.0%	#DIV/0!	#DIV/0!	
15-19	0.9%	#DIV/0!	0.0%	0.3%	1.5%	1.2%	1.9%	2.7%	1.7%	0.7%	#DIV/0!	#DIV/0!	
20-24	4.1%	#DIV/0!	0.7%	1.3%	5.3%	6.7%	6.5%	6.8%	9.2%	6.1%	#DIV/0!	#DIV/0!	
25-29	8.6%	#DIV/0!	0.9%	1.6%	10.2%	17.6%	11.1%	18.4%	21.0%	11.5%	#DIV/0!	#DIV/0!	
30-34	15.3%	#DIV/0!	7.7%	7.5%	18.4%	20.0%	20.4%	22.4%	21.8%	27.0%	#DIV/0!	#DIV/0!	
35-39	31.1%	#DIV/0!	33.3%	32.6%	29.3%	26.7%	29.6%	27.2%	31.9%	33.8%	#DIV/0!	#DIV/0!	
40-44	19.7%	#DIV/0!	24.8%	31.7%	19.2%	14.5%	13.9%	7.5%	5.9%	12.8%	#DIV/0!	#DIV/0!	
45-49	11.4%	#DIV/0!	18.7%	14.4%	10.9%	7.9%	10.2%	4.8%	1.7%	4.1%	#DIV/0!	#DIV/0!	
50-54	5.7%	#DIV/0!	9.8%	7.8%	3.0%	3.6%	2.8%	2.7%	2.5%	3.4%	#DIV/0!	#DIV/0!	
55-59	1.1%	#DIV/0!	1.2%	1.3%	1.1%	1.2%	1.9%	0.7%	0.8%	0.7%	#DIV/0!	#DIV/0!	
60-64	1.4%	#DIV/0!	2.3%	1.6%	1.1%	0.6%	0.9%	0.7%	1.7%	0.0%	#DIV/0!	#DIV/0!	
65-69	0.1%	#DIV/0!	0.5%	0.0%	0.0%	0.0%	0.0%	0.0%	0.0%	0.0%	#DIV/0!	#DIV/0!	
70-74	0.0%	#DIV/0!	0.0%	0.0%	0.0%	0.0%	0.0%	0.0%	0.0%	0.0%	#DIV/0!	#DIV/0!	
>=75	0.0%	#DIV/0!	0.0%	0.0%	0.0%	0.0%	0.0%	0.0%	0.0%	0.0%	#DIV/0!	#DIV/0!	
Total # of vehicles	1699	0	427	319	266	165	108	147	119	148	0	0	
Average speed	38.4	#DIV/0!	42.3	41.5	37.4	35.7	36.5	33.1	33.8	35.8	#DIV/0!	#DIV/0!	
St. Dev.	8.3	#DIV/0!	6.9	6.7	8.0	8.0	8.7	9.4	8.3	6.8	#DIV/0!	#DIV/0!	
85th percentile	46.6	#NUM!	48.9	47.8	45.5	43.2	45.4	41.0	39.8	42.0	#NUM!	#NUM!	
Min	8.9	0.0	21.5	15.7	16.9	15.7	11.2	8.9	13.5	19.2	0.0	0.0	
Max	68.4	0.0	68.4	63.8	64.9	63.8	62.6	64.9	62.6	55.8	0.0	0.0	
Range	59.5	0.0	46.9	48.0	48.0	48.0	51.5	56.0	49.2	36.6	0.0	0.0	

		Hour											
Vehicle Speed (0-25 FT Vehicles)	Total	20:00-21:00	21:00-22:00	22:00-23:00	23:00-00:00	00:00-01:00	01:00-02:00	02:00-03:00	03:00-04:00	04:00-05:00	05:00-06:00	06:00-07:00	
		MPH											
< 10	0.0%	#DIV/0!	0.0%	0.0%	0.0%	0.0%	0.0%	0.0%	0.0%	0.0%	#DIV/0!	#DIV/0!	
10-14	0.8%	#DIV/0!	0.0%	0.0%	0.0%	0.0%	0.0%	8.9%	1.9%	0.0%	#DIV/0!	#DIV/0!	
15-19	0.9%	#DIV/0!	0.0%	0.6%	1.4%	1.0%	2.0%	5.1%	0.0%	0.0%	#DIV/0!	#DIV/0!	
20-24	2.6%	#DIV/0!	0.4%	1.1%	4.9%	5.7%	4.0%	3.8%	5.6%	1.3%	#DIV/0!	#DIV/0!	
25-29	5.4%	#DIV/0!	0.8%	1.1%	7.6%	16.2%	6.0%	7.6%	14.8%	2.5%	#DIV/0!	#DIV/0!	
30-34	12.2%	#DIV/0!	6.4%	4.0%	15.3%	16.2%	12.0%	17.7%	18.5%	29.1%	#DIV/0!	#DIV/0!	
35-39	31.1%	#DIV/0!	30.1%	26.9%	31.3%	25.7%	32.0%	32.9%	42.6%	40.5%	#DIV/0!	#DIV/0!	
40-44	20.1%	#DIV/0!	22.6%	32.6%	17.4%	17.1%	16.0%	8.9%	7.4%	15.2%	#DIV/0!	#DIV/0!	
45-49	16.0%	#DIV/0!	23.3%	18.9%	15.3%	11.4%	20.0%	8.9%	1.9%	6.3%	#DIV/0!	#DIV/0!	
50-54	7.7%	#DIV/0!	11.7%	11.4%	3.5%	3.8%	4.0%	5.1%	5.6%	5.1%	#DIV/0!	#DIV/0!	
55-59	1.5%	#DIV/0!	1.1%	1.7%	2.1%	1.9%	4.0%	1.3%	0.0%	0.0%	#DIV/0!	#DIV/0!	
60-64	1.7%	#DIV/0!	3.4%	1.7%	1.4%	1.0%	0.0%	0.0%	1.9%	0.0%	#DIV/0!	#DIV/0!	
65-69	0.1%	#DIV/0!	0.4%	0.0%	0.0%	0.0%	0.0%	0.0%	0.0%	0.0%	#DIV/0!	#DIV/0!	
70-74	0.0%	#DIV/0!	0.0%	0.0%	0.0%	0.0%	0.0%	0.0%	0.0%	0.0%	#DIV/0!	#DIV/0!	
>=75	0.0%	#DIV/0!	0.0%	0.0%	0.0%	0.0%	0.0%	0.0%	0.0%	0.0%	#DIV/0!	#DIV/0!	
Total # of vehicles	952	0	266	175	144	105	50	79	54	79	0	0	
Average speed	39.9	#DIV/0!	43.2	42.8	38.6	36.9	39.4	34.4	35.7	37.9	#DIV/0!	#DIV/0!	
St. Dev.	8.3	#DIV/0!	7.1	6.8	8.3	8.4	8.4	10.6	8.2	5.8	#DIV/0!	#DIV/0!	
85th percentile	47.8	#NUM!	50.1	48.9	46.6	45.5	47.4	44.7	43.2	44.3	#NUM!	#NUM!	
Min	10.0	0.0	23.7	15.7	18.0	18.0	18.0	10.0	14.6	23.7	0.0	0.0	
Max	68.4	0.0	68.4	63.8	64.9	63.8	59.2	55.8	61.5	52.3	0.0	0.0	
Range	58.3	0.0	44.6	48.0	46.9	45.7	41.2	45.7	46.9	28.6	0.0	0.0	

Vehicle Speed (25-50 FT Vehicles)	Hour											
	Total	20:00-21:00	21:00-22:00	22:00-23:00	23:00-00:00	00:00-01:00	01:00-02:00	02:00-03:00	03:00-04:00	04:00-05:00	05:00-06:00	06:00-07:00
MPH												
< 10	0.3%	#DIV/0!	0.0%	0.0%	0.0%	0.0%	0.0%	3.7%	0.0%	0.0%	#DIV/0!	#DIV/0!
10-14	0.9%	#DIV/0!	0.0%	0.0%	0.0%	0.0%	4.5%	3.7%	4.5%	0.0%	#DIV/0!	#DIV/0!
15-19	1.3%	#DIV/0!	0.0%	0.0%	2.2%	4.3%	4.5%	0.0%	4.5%	0.0%	#DIV/0!	#DIV/0!
20-24	3.8%	#DIV/0!	1.2%	1.4%	2.2%	17.4%	0.0%	14.8%	4.5%	0.0%	#DIV/0!	#DIV/0!
25-29	6.9%	#DIV/0!	2.4%	0.0%	2.2%	13.0%	9.1%	22.2%	18.2%	16.0%	#DIV/0!	#DIV/0!
30-34	17.0%	#DIV/0!	7.2%	9.9%	20.0%	26.1%	27.3%	29.6%	27.3%	24.0%	#DIV/0!	#DIV/0!
35-39	29.6%	#DIV/0!	33.7%	38.0%	28.9%	17.4%	27.3%	11.1%	22.7%	32.0%	#DIV/0!	#DIV/0!
40-44	28.6%	#DIV/0!	34.9%	40.8%	35.6%	13.0%	18.2%	3.7%	9.1%	20.0%	#DIV/0!	#DIV/0!
45-49	6.3%	#DIV/0!	12.0%	5.6%	6.7%	0.0%	4.5%	0.0%	4.5%	4.0%	#DIV/0!	#DIV/0!
50-54	4.1%	#DIV/0!	7.2%	2.8%	2.2%	8.7%	4.5%	0.0%	0.0%	4.0%	#DIV/0!	#DIV/0!
55-59	0.3%	#DIV/0!	0.0%	0.0%	0.0%	0.0%	0.0%	0.0%	4.5%	0.0%	#DIV/0!	#DIV/0!
60-64	0.6%	#DIV/0!	0.0%	1.4%	0.0%	0.0%	0.0%	3.7%	0.0%	0.0%	#DIV/0!	#DIV/0!
65-69	0.3%	#DIV/0!	1.2%	0.0%	0.0%	0.0%	0.0%	0.0%	0.0%	0.0%	#DIV/0!	#DIV/0!
70-74	0.0%	#DIV/0!	0.0%	0.0%	0.0%	0.0%	0.0%	0.0%	0.0%	0.0%	#DIV/0!	#DIV/0!
>=75	0.0%	#DIV/0!	0.0%	0.0%	0.0%	0.0%	0.0%	0.0%	0.0%	0.0%	#DIV/0!	#DIV/0!
Total # of vehicle	318	0	83	71	45	23	22	27	22	25	0	0
Average speed	37.9	#DIV/0!	41.3	40.3	38.2	33.4	35.3	31.5	33.6	36.8	#DIV/0!	#DIV/0!
St. Dev.	8.0	#DIV/0!	6.3	5.5	6.7	8.8	9.2	10.5	9.9	5.9	#DIV/0!	#DIV/0!
85th percentile	44.3	#NUM!	46.6	44.3	44.3	40.9	44.0	40.0	40.7	42.0	#NUM!	#NUM!
Min	8.9	0.0	21.5	22.6	19.2	15.7	11.2	8.9	13.5	28.3	0.0	0.0
Max	67.2	0.0	67.2	62.6	54.6	53.5	51.2	64.9	59.2	52.3	0.0	0.0
Range	58.3	0.0	45.7	40.0	35.5	37.7	40.0	56.0	45.7	24.0	0.0	0.0

Vehicle Speed (50-75 FT Vehicles)	Hour											
	Total	20:00-21:00	21:00-22:00	22:00-23:00	23:00-00:00	00:00-01:00	01:00-02:00	02:00-03:00	03:00-04:00	04:00-05:00	05:00-06:00	06:00-07:00
MPH												
< 10	0.0%	#DIV/0!	0.0%	0.0%	0.0%	0.0%	0.0%	0.0%	0.0%	0.0%	#DIV/0!	#DIV/0!
10-14	0.0%	#DIV/0!	0.0%	0.0%	0.0%	0.0%	0.0%	0.0%	0.0%	0.0%	#DIV/0!	#DIV/0!
15-19	1.0%	#DIV/0!	0.0%	0.0%	1.7%	0.0%	0.0%	0.0%	3.3%	3.7%	#DIV/0!	#DIV/0!
20-24	9.4%	#DIV/0!	0.0%	2.0%	6.9%	4.3%	20.0%	12.5%	20.0%	25.9%	#DIV/0!	#DIV/0!
25-29	19.2%	#DIV/0!	0.0%	4.0%	24.1%	21.7%	28.0%	45.8%	26.7%	29.6%	#DIV/0!	#DIV/0!
30-34	20.3%	#DIV/0!	12.2%	18.0%	22.4%	34.8%	20.0%	25.0%	23.3%	14.8%	#DIV/0!	#DIV/0!
35-39	31.8%	#DIV/0!	42.9%	42.0%	29.3%	34.8%	24.0%	16.7%	23.3%	25.9%	#DIV/0!	#DIV/0!
40-44	10.1%	#DIV/0!	20.4%	18.0%	10.3%	4.3%	8.0%	0.0%	3.3%	0.0%	#DIV/0!	#DIV/0!
45-49	5.6%	#DIV/0!	14.3%	12.0%	5.2%	0.0%	0.0%	0.0%	0.0%	0.0%	#DIV/0!	#DIV/0!
50-54	1.4%	#DIV/0!	4.1%	4.0%	0.0%	0.0%	0.0%	0.0%	0.0%	0.0%	#DIV/0!	#DIV/0!
55-59	0.7%	#DIV/0!	4.1%	0.0%	0.0%	0.0%	0.0%	0.0%	0.0%	0.0%	#DIV/0!	#DIV/0!
60-64	0.3%	#DIV/0!	2.0%	0.0%	0.0%	0.0%	0.0%	0.0%	0.0%	0.0%	#DIV/0!	#DIV/0!
65-69	0.0%	#DIV/0!	0.0%	0.0%	0.0%	0.0%	0.0%	0.0%	0.0%	0.0%	#DIV/0!	#DIV/0!
70-74	0.0%	#DIV/0!	0.0%	0.0%	0.0%	0.0%	0.0%	0.0%	0.0%	0.0%	#DIV/0!	#DIV/0!
>=75	0.0%	#DIV/0!	0.0%	0.0%	0.0%	0.0%	0.0%	0.0%	0.0%	0.0%	#DIV/0!	#DIV/0!
Total # of vehicle	286	0	49	50	58	23	25	24	30	27	0	0
Average speed	34.4	#DIV/0!	41.1	38.7	33.4	32.7	31.2	29.9	30.3	29.3	#DIV/0!	#DIV/0!
St. Dev.	7.3	#DIV/0!	6.5	6.0	6.6	4.6	5.9	4.3	5.7	6.0	#DIV/0!	#DIV/0!
85th percentile	40.9	#NUM!	45.5	45.1	40.3	37.5	37.5	34.7	36.3	37.5	#NUM!	#NUM!
Min	16.9	0.0	30.6	24.9	16.9	24.9	20.3	21.5	19.2	19.2	0.0	0.0
Max	60.3	0.0	60.3	52.3	48.9	43.2	43.2	38.6	40.9	38.6	0.0	0.0
Range	43.5	0.0	29.7	27.4	32.0	18.3	22.9	17.2	21.7	19.4	0.0	0.0

Vehicle Speed (+75 FT Vehicles)	Hour											
	Total	20:00-21:00	21:00-22:00	22:00-23:00	23:00-00:00	00:00-01:00	01:00-02:00	02:00-03:00	03:00-04:00	04:00-05:00	05:00-06:00	06:00-07:00
MPH												
< 10	0.0%	#DIV/0!	0.0%	0.0%	0.0%	0.0%	0.0%	0.0%	0.0%	0.0%	#DIV/0!	#DIV/0!
10-14	0.0%	#DIV/0!	0.0%	0.0%	0.0%	0.0%	0.0%	0.0%	0.0%	0.0%	#DIV/0!	#DIV/0!
15-19	0.0%	#DIV/0!	0.0%	0.0%	0.0%	0.0%	0.0%	0.0%	0.0%	0.0%	#DIV/0!	#DIV/0!
20-24	3.5%	#DIV/0!	3.4%	0.0%	10.5%	0.0%	0.0%	0.0%	7.7%	5.9%	#DIV/0!	#DIV/0!
25-29	12.6%	#DIV/0!	0.0%	4.3%	5.3%	28.6%	0.0%	23.5%	38.5%	17.6%	#DIV/0!	#DIV/0!
30-34	22.4%	#DIV/0!	13.8%	4.3%	26.3%	14.3%	45.5%	29.4%	23.1%	41.2%	#DIV/0!	#DIV/0!
35-39	32.9%	#DIV/0!	44.8%	39.1%	15.8%	35.7%	36.4%	41.2%	23.1%	17.6%	#DIV/0!	#DIV/0!
40-44	16.1%	#DIV/0!	24.1%	26.1%	21.1%	14.3%	9.1%	5.9%	0.0%	11.8%	#DIV/0!	#DIV/0!
45-49	4.2%	#DIV/0!	3.4%	13.0%	5.3%	7.1%	0.0%	0.0%	0.0%	0.0%	#DIV/0!	#DIV/0!
50-54	4.2%	#DIV/0!	10.3%	4.3%	10.5%	0.0%	0.0%	0.0%	0.0%	0.0%	#DIV/0!	#DIV/0!
55-59	1.4%	#DIV/0!	0.0%	4.3%	0.0%	0.0%	0.0%	0.0%	0.0%	5.9%	#DIV/0!	#DIV/0!
60-64	2.8%	#DIV/0!	0.0%	4.3%	5.3%	0.0%	9.1%	0.0%	7.7%	0.0%	#DIV/0!	#DIV/0!
65-69	0.0%	#DIV/0!	0.0%	0.0%	0.0%	0.0%	0.0%	0.0%	0.0%	0.0%	#DIV/0!	#DIV/0!
70-74	0.0%	#DIV/0!	0.0%	0.0%	0.0%	0.0%	0.0%	0.0%	0.0%	0.0%	#DIV/0!	#DIV/0!
>=75	0.0%	#DIV/0!	0.0%	0.0%	0.0%	0.0%	0.0%	0.0%	0.0%	0.0%	#DIV/0!	#DIV/0!
Total # of vehicle	143	0	29	23	19	14	11	17	13	17	0	0
Average speed	37.5	#DIV/0!	39.6	41.8	38.6	34.9	38.2	33.7	34.3	34.9	#DIV/0!	#DIV/0!
St. Dev.	7.8	#DIV/0!	5.8	7.7	9.3	6.1	9.0	4.7	9.6	7.3	#DIV/0!	#DIV/0!
85th percentile	44.0	#NUM!	44.3	48.6	48.0	41.0	41.5	38.2	38.8	40.4	#NUM!	#NUM!
Min	23.7	0.0	23.7	28.3	24.9	26.0	31.8	26.0	24.9	24.9	0.0	0.0
Max	62.6	0.0	52.3	61.5	60.3	46.6	62.6	40.9	62.6	55.8	0.0	0.0
Range	38.9	0.0	28.6	33.2	35.5	20.6	30.9	14.9	37.7	30.9	0.0	0.0

Day 9 3<sup>rd</sup> WZ

Vehicle Speed (all vehicles)	Hour											
	Total	20:00-21:00	21:00-22:00	22:00-23:00	23:00-00:00	00:00-01:00	01:00-02:00	02:00-03:00	03:00-04:00	04:00-05:00	05:00-06:00	06:00-07:00
MPH												
< 10	0.0%	#DIV/0!	0.0%	0.0%	0.0%	0.0%	0.0%	0.0%	0.0%	0.0%	#DIV/0!	#DIV/0!
10-14	0.0%	#DIV/0!	0.0%	0.0%	0.0%	0.0%	0.0%	0.0%	0.0%	0.0%	#DIV/0!	#DIV/0!
15-19	0.0%	#DIV/0!	0.0%	0.0%	0.0%	0.0%	0.0%	0.0%	0.0%	0.0%	#DIV/0!	#DIV/0!
20-24	0.2%	#DIV/0!	0.0%	0.0%	0.4%	0.0%	0.0%	1.8%	0.0%	0.0%	#DIV/0!	#DIV/0!
25-29	1.4%	#DIV/0!	1.2%	1.3%	1.8%	4.4%	3.6%	0.0%	0.0%	0.0%	#DIV/0!	#DIV/0!
30-34	6.1%	#DIV/0!	3.7%	7.5%	5.7%	7.4%	3.6%	11.8%	1.5%	4.7%	#DIV/0!	#DIV/0!
35-39	16.4%	#DIV/0!	10.4%	19.7%	21.9%	17.6%	5.5%	15.8%	10.6%	10.9%	#DIV/0!	#DIV/0!
40-44	20.1%	#DIV/0!	15.2%	27.0%	18.4%	5.9%	21.8%	15.8%	25.8%	17.2%	#DIV/0!	#DIV/0!
45-49	22.3%	#DIV/0!	17.7%	21.3%	24.1%	29.4%	16.4%	26.3%	27.3%	20.3%	#DIV/0!	#DIV/0!
50-54	15.1%	#DIV/0!	19.5%	14.7%	14.9%	8.8%	12.7%	14.5%	7.6%	23.4%	#DIV/0!	#DIV/0!
55-59	10.4%	#DIV/0!	17.7%	6.0%	9.2%	14.7%	12.7%	10.5%	13.6%	7.8%	#DIV/0!	#DIV/0!
60-64	4.8%	#DIV/0!	9.8%	1.6%	2.6%	5.9%	18.2%	3.9%	1.5%	7.8%	#DIV/0!	#DIV/0!
65-69	2.0%	#DIV/0!	2.4%	0.6%	0.9%	5.9%	1.8%	1.3%	4.5%	6.3%	#DIV/0!	#DIV/0!
70-74	1.2%	#DIV/0!	2.4%	0.3%	0.0%	0.0%	1.8%	0.0%	7.6%	1.6%	#DIV/0!	#DIV/0!
>=75	0.0%	#DIV/0!	0.0%	0.0%	0.0%	0.0%	0.0%	0.0%	0.0%	0.0%	#DIV/0!	#DIV/0!
Total # of vehicles	1040	0	164	319	228	68	55	76	66	64	0	0
Average speed	46.9	#DIV/0!	50.0	44.6	45.6	47.4	49.7	46.1	49.9	49.9	#DIV/0!	#DIV/0!
St. Dev.	8.9	#DIV/0!	9.5	7.4	8.0	10.3	10.9	8.5	9.9	9.3	#DIV/0!	#DIV/0!
85th percentile	56.4	#NUM!	60.0	52.5	53.3	57.0	62.2	55.3	60.0	60.1	#NUM!	#NUM!
Min	22.1	0.0	27.3	27.3	22.1	25.8	23.6	30.2	33.2	34.7	0.0	0.0
Max	72.6	0.0	72.6	71.1	68.9	68.9	70.4	66.7	72.6	71.9	0.0	0.0
Range	50.5	0.0	45.3	43.9	46.8	43.1	46.8	36.4	39.4	37.2	0.0	0.0

Vehicle Speed (0-25 FT Vehicles)	Hour											
	Total	20:00-21:00	21:00-22:00	22:00-23:00	23:00-00:00	00:00-01:00	01:00-02:00	02:00-03:00	03:00-04:00	04:00-05:00	05:00-06:00	06:00-07:00
MPH												
< 10	0.0%	#DIV/0!	0.0%	0.0%	0.0%	0.0%	0.0%	0.0%	0.0%	0.0%	#DIV/0!	#DIV/0!
10-14	0.0%	#DIV/0!	0.0%	0.0%	0.0%	0.0%	0.0%	0.0%	0.0%	0.0%	#DIV/0!	#DIV/0!
15-19	0.0%	#DIV/0!	0.0%	0.0%	0.0%	0.0%	0.0%	0.0%	0.0%	0.0%	#DIV/0!	#DIV/0!
20-24	0.2%	#DIV/0!	0.0%	0.0%	0.9%	0.0%	0.0%	0.0%	0.0%	0.0%	#DIV/0!	#DIV/0!
25-29	2.4%	#DIV/0!	2.0%	2.3%	3.7%	3.8%	0.0%	0.0%	0.0%	0.0%	#DIV/0!	#DIV/0!
30-34	7.1%	#DIV/0!	4.0%	6.9%	6.5%	0.0%	12.5%	22.7%	8.3%	7.1%	#DIV/0!	#DIV/0!
35-39	18.7%	#DIV/0!	12.0%	20.7%	23.1%	26.9%	6.3%	9.1%	0.0%	14.3%	#DIV/0!	#DIV/0!
40-44	21.3%	#DIV/0!	16.0%	30.5%	15.7%	3.8%	25.0%	13.6%	25.0%	7.1%	#DIV/0!	#DIV/0!
45-49	23.7%	#DIV/0!	14.0%	20.1%	30.6%	34.6%	12.5%	18.2%	33.3%	42.9%	#DIV/0!	#DIV/0!
50-54	13.7%	#DIV/0!	24.0%	12.1%	13.9%	11.5%	12.5%	18.2%	8.3%	0.0%	#DIV/0!	#DIV/0!
55-59	8.1%	#DIV/0!	18.0%	5.2%	4.6%	15.4%	6.3%	9.1%	8.3%	21.4%	#DIV/0!	#DIV/0!
60-64	3.1%	#DIV/0!	4.0%	2.3%	0.9%	3.8%	18.8%	4.5%	0.0%	7.1%	#DIV/0!	#DIV/0!
65-69	0.7%	#DIV/0!	4.0%	0.0%	0.0%	0.0%	0.0%	4.5%	0.0%	0.0%	#DIV/0!	#DIV/0!
70-74	0.9%	#DIV/0!	2.0%	0.0%	0.0%	0.0%	6.3%	0.0%	16.7%	0.0%	#DIV/0!	#DIV/0!
>=75	0.0%	#DIV/0!	0.0%	0.0%	0.0%	0.0%	0.0%	0.0%	0.0%	0.0%	#DIV/0!	#DIV/0!
Total # of vehicles	422	0	50	174	108	26	16	22	12	14	0	0
Average speed	45.5	#DIV/0!	49.4	44.0	44.1	46.6	49.3	45.9	50.9	48.3	#DIV/0!	#DIV/0!
St. Dev.	8.4	#DIV/0!	9.8	7.1	7.4	8.1	11.5	10.1	11.6	8.2	#DIV/0!	#DIV/0!
85th percentile	53.3	#NUM!	58.2	51.1	51.8	56.3	62.2	55.4	61.5	56.4	#NUM!	#NUM!
Min	22.1	0.0	27.3	27.3	22.1	29.5	31.0	32.5	33.2	34.7	0.0	0.0
Max	72.6	0.0	70.4	63.7	60.7	63.7	70.4	66.7	72.6	61.5	0.0	0.0
Range	50.5	0.0	43.1	36.4	38.7	34.2	39.4	34.2	39.4	26.8	0.0	0.0



Vehicle Speed (25-50 FT Vehicles)	Hour											
	Total	20:00-21:00	21:00-22:00	22:00-23:00	23:00-00:00	00:00-01:00	01:00-02:00	02:00-03:00	03:00-04:00	04:00-05:00	05:00-06:00	06:00-07:00
MPH												
< 10	0.0%	#DIV/0!	0.0%	0.0%	0.0%	0.0%	0.0%	0.0%	0.0%	0.0%	#DIV/0!	#DIV/0!
10-14	0.0%	#DIV/0!	0.0%	0.0%	0.0%	0.0%	0.0%	0.0%	0.0%	0.0%	#DIV/0!	#DIV/0!
15-19	0.0%	#DIV/0!	0.0%	0.0%	0.0%	0.0%	0.0%	0.0%	0.0%	0.0%	#DIV/0!	#DIV/0!
20-24	0.0%	#DIV/0!	0.0%	0.0%	0.0%	0.0%	0.0%	0.0%	0.0%	0.0%	#DIV/0!	#DIV/0!
25-29	0.7%	#DIV/0!	1.9%	0.0%	0.0%	0.0%	8.3%	0.0%	0.0%	0.0%	#DIV/0!	#DIV/0!
30-34	5.0%	#DIV/0!	3.8%	6.1%	4.6%	6.3%	0.0%	8.7%	0.0%	7.1%	#DIV/0!	#DIV/0!
35-39	15.3%	#DIV/0!	5.7%	18.3%	21.5%	12.5%	0.0%	26.1%	12.5%	7.1%	#DIV/0!	#DIV/0!
40-44	20.6%	#DIV/0!	15.1%	24.4%	24.6%	6.3%	16.7%	4.3%	37.5%	28.6%	#DIV/0!	#DIV/0!
45-49	21.4%	#DIV/0!	20.8%	20.7%	13.8%	43.8%	25.0%	26.1%	25.0%	21.4%	#DIV/0!	#DIV/0!
50-54	17.4%	#DIV/0!	18.9%	24.4%	13.8%	0.0%	16.7%	13.0%	12.5%	21.4%	#DIV/0!	#DIV/0!
55-59	11.0%	#DIV/0!	15.1%	6.1%	13.8%	18.8%	16.7%	17.4%	0.0%	0.0%	#DIV/0!	#DIV/0!
60-64	5.7%	#DIV/0!	15.1%	0.0%	6.2%	6.3%	8.3%	4.3%	0.0%	7.1%	#DIV/0!	#DIV/0!
65-69	1.8%	#DIV/0!	1.9%	0.0%	1.5%	6.3%	8.3%	0.0%	6.3%	0.0%	#DIV/0!	#DIV/0!
70-74	1.1%	#DIV/0!	1.9%	0.0%	0.0%	0.0%	0.0%	0.0%	6.3%	7.1%	#DIV/0!	#DIV/0!
>=75	0.0%	#DIV/0!	0.0%	0.0%	0.0%	0.0%	0.0%	0.0%	0.0%	0.0%	#DIV/0!	#DIV/0!
Total # of vehicle	281	0	53	82	65	16	12	23	16	14	0	0
Average speed	47.6	#DIV/0!	50.5	45.5	46.9	48.7	50.9	46.6	47.8	48.4	#DIV/0!	#DIV/0!
St. Dev.	8.6	#DIV/0!	9.3	6.9	8.6	9.3	10.2	8.6	9.6	9.8	#DIV/0!	#DIV/0!
85th percentile	57.0	#NUM!	60.9	53.3	58.5	57.6	60.3	55.5	54.6	54.5	#NUM!	#NUM!
Min	27.3	0.0	27.3	31.7	34.0	32.5	29.5	33.2	36.9	34.7	0.0	0.0
Max	71.9	0.0	71.9	59.2	68.9	66.7	68.1	62.9	71.1	71.9	0.0	0.0
Range	44.6	0.0	44.6	27.5	34.9	34.2	38.7	29.7	34.2	37.2	0.0	0.0

Vehicle Speed (50-75 FT Vehicles)	Hour											
	Total	20:00-21:00	21:00-22:00	22:00-23:00	23:00-00:00	00:00-01:00	01:00-02:00	02:00-03:00	03:00-04:00	04:00-05:00	05:00-06:00	06:00-07:00
MPH												
< 10	0.0%	#DIV/0!	0.0%	0.0%	0.0%	0.0%	0.0%	0.0%	0.0%	0.0%	#DIV/0!	#DIV/0!
10-14	0.0%	#DIV/0!	0.0%	0.0%	0.0%	0.0%	0.0%	0.0%	0.0%	0.0%	#DIV/0!	#DIV/0!
15-19	0.0%	#DIV/0!	0.0%	0.0%	0.0%	0.0%	0.0%	0.0%	0.0%	0.0%	#DIV/0!	#DIV/0!
20-24	0.6%	#DIV/0!	0.0%	0.0%	0.0%	0.0%	8.3%	0.0%	0.0%	0.0%	#DIV/0!	#DIV/0!
25-29	1.9%	#DIV/0!	0.0%	0.0%	0.0%	18.2%	8.3%	0.0%	0.0%	0.0%	#DIV/0!	#DIV/0!
30-34	8.0%	#DIV/0!	5.9%	6.3%	13.6%	27.3%	0.0%	14.3%	0.0%	5.3%	#DIV/0!	#DIV/0!
35-39	21.6%	#DIV/0!	20.6%	28.1%	27.3%	9.1%	16.7%	14.3%	22.2%	21.1%	#DIV/0!	#DIV/0!
40-44	23.5%	#DIV/0!	20.6%	25.0%	13.6%	9.1%	25.0%	28.6%	38.9%	26.3%	#DIV/0!	#DIV/0!
45-49	16.0%	#DIV/0!	14.7%	18.8%	13.6%	9.1%	8.3%	35.7%	16.7%	10.5%	#DIV/0!	#DIV/0!
50-54	14.8%	#DIV/0!	17.6%	15.6%	27.3%	18.2%	8.3%	0.0%	0.0%	21.1%	#DIV/0!	#DIV/0!
55-59	6.2%	#DIV/0!	14.7%	3.1%	4.5%	9.1%	0.0%	0.0%	11.1%	0.0%	#DIV/0!	#DIV/0!
60-64	3.7%	#DIV/0!	2.9%	0.0%	0.0%	0.0%	25.0%	7.1%	0.0%	5.3%	#DIV/0!	#DIV/0!
65-69	3.1%	#DIV/0!	2.9%	3.1%	0.0%	0.0%	0.0%	0.0%	5.6%	10.5%	#DIV/0!	#DIV/0!
70-74	0.6%	#DIV/0!	0.0%	0.0%	0.0%	0.0%	0.0%	0.0%	5.6%	0.0%	#DIV/0!	#DIV/0!
>=75	0.0%	#DIV/0!	0.0%	0.0%	0.0%	0.0%	0.0%	0.0%	0.0%	0.0%	#DIV/0!	#DIV/0!
Total # of vehicle	162	0	34	32	22	11	12	14	18	19	0	0
Average speed	45.1	#DIV/0!	46.6	43.7	43.6	40.3	45.2	43.8	47.4	47.9	#DIV/0!	#DIV/0!
St. Dev.	9.4	#DIV/0!	8.8	7.4	7.4	11.0	13.6	8.1	10.6	10.6	#DIV/0!	#DIV/0!
85th percentile	54.0	#NUM!	57.0	51.1	50.9	53.3	62.9	48.1	59.2	57.1	#NUM!	#NUM!
Min	23.6	0.0	30.2	30.2	30.2	25.8	23.6	30.2	35.4	34.7	0.0	0.0
Max	72.6	0.0	66.7	65.9	57.0	57.0	64.4	63.7	72.6	69.6	0.0	0.0
Range	49.1	0.0	36.4	35.7	26.8	31.2	40.9	33.4	37.2	34.9	0.0	0.0

Vehicle Speed (+75 FT Vehicles)	Hour											
	Total	20:00-21:00	21:00-22:00	22:00-23:00	23:00-00:00	00:00-01:00	01:00-02:00	02:00-03:00	03:00-04:00	04:00-05:00	05:00-06:00	06:00-07:00
MPH												
< 10		0.0% #DIV/0!	0.0%	0.0%	0.0%	0.0%	0.0%	0.0%	0.0%	0.0%	#DIV/0!	#DIV/0!
10-14		0.0% #DIV/0!	0.0%	0.0%	0.0%	0.0%	0.0%	0.0%	0.0%	0.0%	#DIV/0!	#DIV/0!
15-19		0.0% #DIV/0!	0.0%	0.0%	0.0%	0.0%	0.0%	0.0%	0.0%	0.0%	#DIV/0!	#DIV/0!
20-24		0.0% #DIV/0!	0.0%	0.0%	0.0%	0.0%	0.0%	0.0%	0.0%	0.0%	#DIV/0!	#DIV/0!
25-29		0.0% #DIV/0!	0.0%	0.0%	0.0%	0.0%	0.0%	0.0%	0.0%	0.0%	#DIV/0!	#DIV/0!
30-34		3.4% #DIV/0!	0.0%	16.1%	0.0%	6.7%	0.0%	0.0%	0.0%	0.0%	#DIV/0!	#DIV/0!
35-39		8.0% #DIV/0!	3.7%	9.7%	15.2%	13.3%	0.0%	11.8%	5.0%	0.0%	#DIV/0!	#DIV/0!
40-44		13.1% #DIV/0!	7.4%	16.1%	18.2%	6.7%	20.0%	23.5%	5.0%	5.9%	#DIV/0!	#DIV/0!
45-49		26.3% #DIV/0!	22.2%	32.3%	30.3%	20.0%	20.0%	29.4%	35.0%	11.8%	#DIV/0!	#DIV/0!
50-54		14.9% #DIV/0!	14.8%	3.2%	12.1%	6.7%	13.3%	23.5%	10.0%	47.1%	#DIV/0!	#DIV/0!
55-59		18.9% #DIV/0!	25.9%	12.9%	18.2%	13.3%	26.7%	11.8%	30.0%	11.8%	#DIV/0!	#DIV/0!
60-64		8.6% #DIV/0!	18.5%	3.2%	3.0%	13.3%	20.0%	0.0%	5.0%	11.8%	#DIV/0!	#DIV/0!
65-69		4.6% #DIV/0!	0.0%	3.2%	3.0%	20.0%	0.0%	0.0%	5.0%	11.8%	#DIV/0!	#DIV/0!
70-74		2.3% #DIV/0!	7.4%	3.2%	0.0%	0.0%	0.0%	0.0%	5.0%	0.0%	#DIV/0!	#DIV/0!
>=75		0.0% #DIV/0!	0.0%	0.0%	0.0%	0.0%	0.0%	0.0%	0.0%	0.0%	#DIV/0!	#DIV/0!
Total # of vehicle	175	0	27	31	33	15	15	17	20	17	0	0
Average speed	51.0	#DIV/0!	54.7	46.6	48.9	52.5	52.5	47.6	53.3	54.9	#DIV/0!	#DIV/0!
St. Dev.	9.1	#DIV/0!	8.8	10.1	7.7	11.9	7.9	6.4	8.1	7.2	#DIV/0!	#DIV/0!
85th percentile	60.6	#NUM!	62.4	56.6	57.9	67.0	60.6	54.2	60.2	62.2	#NUM!	#NUM!
Min	31.7	0.0	36.2	31.7	36.9	31.7	40.6	35.4	39.2	43.6	0.0	0.0
Max	72.6	0.0	72.6	71.1	67.4	68.9	63.7	58.5	71.1	68.1	0.0	0.0
Range	40.9	0.0	36.4	39.4	30.5	37.2	23.0	23.0	32.0	24.5	0.0	0.0

Day 10 Before RWA

Vehicle Speed (all vehicles)	Hour											
	Total	20:00-21:00	21:00-22:00	22:00-23:00	23:00-00:00	00:00-01:00	01:00-02:00	02:00-03:00	03:00-04:00	04:00-05:00	05:00-06:00	06:00-07:00
MPH												
< 10	0.0%	#DIV/0!	0.0%	0.0%	0.0%	0.0%	0.0%	0.0%	0.0%	0.0%	#DIV/0!	#DIV/0!
10-14	0.0%	#DIV/0!	0.0%	0.0%	0.0%	0.0%	0.0%	0.0%	0.0%	0.0%	#DIV/0!	#DIV/0!
15-19	0.0%	#DIV/0!	0.0%	0.0%	0.0%	0.0%	0.0%	0.0%	0.0%	0.0%	#DIV/0!	#DIV/0!
20-24	0.0%	#DIV/0!	0.0%	0.0%	0.0%	0.0%	0.0%	0.0%	0.0%	0.0%	#DIV/0!	#DIV/0!
25-29	0.2%	#DIV/0!	0.0%	0.0%	0.6%	0.0%	0.0%	0.0%	1.0%	0.0%	#DIV/0!	#DIV/0!
30-34	0.3%	#DIV/0!	0.7%	0.0%	0.6%	0.0%	0.0%	0.0%	0.0%	1.1%	#DIV/0!	#DIV/0!
35-39	1.5%	#DIV/0!	1.8%	1.3%	3.0%	0.8%	0.0%	0.0%	1.0%	3.2%	#DIV/0!	#DIV/0!
40-44	4.9%	#DIV/0!	4.0%	5.9%	5.5%	6.6%	5.1%	3.1%	3.9%	4.2%	#DIV/0!	#DIV/0!
45-49	11.1%	#DIV/0!	7.6%	7.6%	14.0%	14.0%	13.3%	12.5%	14.7%	13.7%	#DIV/0!	#DIV/0!
50-54	14.9%	#DIV/0!	15.2%	14.4%	10.4%	16.5%	15.3%	18.8%	18.6%	12.6%	#DIV/0!	#DIV/0!
55-59	18.8%	#DIV/0!	18.8%	19.9%	16.5%	15.7%	17.3%	22.9%	16.7%	24.2%	#DIV/0!	#DIV/0!
60-64	15.2%	#DIV/0!	14.8%	16.9%	14.6%	15.7%	17.3%	13.5%	14.7%	12.6%	#DIV/0!	#DIV/0!
65-69	14.9%	#DIV/0!	19.5%	16.1%	14.0%	9.9%	14.3%	12.5%	12.7%	11.6%	#DIV/0!	#DIV/0!
70-74	8.5%	#DIV/0!	6.9%	8.5%	9.8%	11.6%	7.1%	9.4%	9.8%	6.3%	#DIV/0!	#DIV/0!
>=75	9.7%	#DIV/0!	10.8%	9.3%	11.0%	9.1%	10.2%	7.3%	6.9%	10.5%	#DIV/0!	#DIV/0!
Total # of vehicles	1189	0	277	236	164	121	98	96	102	95	0	0
Average speed	59.9	#DIV/0!	60.6	60.3	59.7	59.7	60.0	59.7	58.7	59.0	#DIV/0!	#DIV/0!
St. Dev.	10.5	#DIV/0!	10.1	10.1	12.0	10.8	9.9	9.1	9.9	12.1	#DIV/0!	#DIV/0!
85th percentile	71.0	#NUM!	70.7	71.0	72.6	71.8	69.6	71.0	69.5	70.2	#NUM!	#NUM!
Min	28.1	0.0	34.6	35.4	28.1	39.4	41.0	42.7	29.7	31.3	0.0	0.0
Max	100.3	0.0	87.8	88.9	100.3	85.5	84.7	82.1	83.2	93.5	0.0	0.0
Range	72.2	0.0	53.2	53.5	72.2	46.1	43.7	39.4	53.5	62.1	0.0	0.0

Vehicle Speed (0-25 FT Vehicles)	Hour											
	Total	20:00-21:00	21:00-22:00	22:00-23:00	23:00-00:00	00:00-01:00	01:00-02:00	02:00-03:00	03:00-04:00	04:00-05:00	05:00-06:00	06:00-07:00
MPH												
< 10	0.0%	#DIV/0!	0.0%	0.0%	0.0%	0.0%	0.0%	0.0%	0.0%	0.0%	#DIV/0!	#DIV/0!
10-14	0.0%	#DIV/0!	0.0%	0.0%	0.0%	0.0%	0.0%	0.0%	0.0%	0.0%	#DIV/0!	#DIV/0!
15-19	0.0%	#DIV/0!	0.0%	0.0%	0.0%	0.0%	0.0%	0.0%	0.0%	0.0%	#DIV/0!	#DIV/0!
20-24	0.0%	#DIV/0!	0.0%	0.0%	0.0%	0.0%	0.0%	0.0%	0.0%	0.0%	#DIV/0!	#DIV/0!
25-29	0.3%	#DIV/0!	0.0%	0.0%	1.2%	0.0%	0.0%	0.0%	2.3%	0.0%	#DIV/0!	#DIV/0!
30-34	0.3%	#DIV/0!	0.6%	0.0%	0.0%	0.0%	0.0%	0.0%	0.0%	2.7%	#DIV/0!	#DIV/0!
35-39	1.3%	#DIV/0!	0.6%	1.6%	2.4%	1.6%	0.0%	0.0%	0.0%	5.4%	#DIV/0!	#DIV/0!
40-44	2.8%	#DIV/0!	2.4%	4.0%	2.4%	4.8%	4.0%	0.0%	2.3%	0.0%	#DIV/0!	#DIV/0!
45-49	5.4%	#DIV/0!	5.4%	1.6%	8.3%	7.9%	6.0%	6.5%	4.7%	5.4%	#DIV/0!	#DIV/0!
50-54	8.3%	#DIV/0!	7.7%	8.9%	3.6%	7.9%	14.0%	10.9%	11.6%	5.4%	#DIV/0!	#DIV/0!
55-59	14.6%	#DIV/0!	14.9%	13.7%	10.7%	14.3%	10.0%	21.7%	11.6%	27.0%	#DIV/0!	#DIV/0!
60-64	17.2%	#DIV/0!	14.9%	20.2%	15.5%	23.8%	22.0%	13.0%	11.6%	16.2%	#DIV/0!	#DIV/0!
65-69	24.1%	#DIV/0!	30.4%	25.8%	25.0%	12.7%	20.0%	19.6%	23.3%	18.9%	#DIV/0!	#DIV/0!
70-74	11.5%	#DIV/0!	8.3%	11.3%	15.5%	12.7%	10.0%	15.2%	18.6%	5.4%	#DIV/0!	#DIV/0!
>=75	14.1%	#DIV/0!	14.9%	12.9%	15.5%	14.3%	14.0%	13.0%	14.0%	13.5%	#DIV/0!	#DIV/0!
Total # of vehicles	615	0	168	124	84	63	50	46	43	37	0	0
Average speed	63.4	#DIV/0!	63.8	63.8	64.0	62.8	62.6	63.5	63.5	61.6	#DIV/0!	#DIV/0!
St. Dev.	10.2	#DIV/0!	9.5	9.7	11.8	10.6	9.5	9.1	10.5	12.9	#DIV/0!	#DIV/0!
85th percentile	73.4	#NUM!	73.9	72.9	74.1	73.4	71.3	72.1	73.4	71.6	#NUM!	#NUM!
Min	28.1	0.0	34.6	35.4	28.1	39.4	44.3	45.1	29.7	31.3	0.0	0.0
Max	100.3	0.0	87.8	88.9	100.3	82.3	82.1	82.1	83.2	93.5	0.0	0.0
Range	72.2	0.0	53.2	53.5	72.2	42.9	37.8	37.0	53.5	62.1	0.0	0.0

Vehicle Speed (25-50 FT Vehicles)	Hour											
	Total	20:00-21:00	21:00-22:00	22:00-23:00	23:00-00:00	00:00-01:00	01:00-02:00	02:00-03:00	03:00-04:00	04:00-05:00	05:00-06:00	06:00-07:00
MPH												
< 10	0.0%	#DIV/0!	0.0%	0.0%	0.0%	0.0%	0.0%	0.0%	0.0%	0.0%	#DIV/0!	#DIV/0!
10-14	0.0%	#DIV/0!	0.0%	0.0%	0.0%	0.0%	0.0%	0.0%	0.0%	0.0%	#DIV/0!	#DIV/0!
15-19	0.0%	#DIV/0!	0.0%	0.0%	0.0%	0.0%	0.0%	0.0%	0.0%	0.0%	#DIV/0!	#DIV/0!
20-24	0.0%	#DIV/0!	0.0%	0.0%	0.0%	0.0%	0.0%	0.0%	0.0%	0.0%	#DIV/0!	#DIV/0!
25-29	0.0%	#DIV/0!	0.0%	0.0%	0.0%	0.0%	0.0%	0.0%	0.0%	0.0%	#DIV/0!	#DIV/0!
30-34	0.6%	#DIV/0!	1.6%	0.0%	2.0%	0.0%	0.0%	0.0%	0.0%	0.0%	#DIV/0!	#DIV/0!
35-39	2.6%	#DIV/0!	6.5%	1.5%	4.0%	0.0%	0.0%	0.0%	4.0%	0.0%	#DIV/0!	#DIV/0!
40-44	8.0%	#DIV/0!	8.1%	10.4%	6.0%	6.9%	8.7%	6.7%	8.0%	8.0%	#DIV/0!	#DIV/0!
45-49	17.4%	#DIV/0!	14.5%	10.4%	20.0%	27.6%	26.1%	23.3%	12.0%	16.0%	#DIV/0!	#DIV/0!
50-54	20.6%	#DIV/0!	25.8%	19.4%	18.0%	20.7%	17.4%	23.3%	24.0%	12.0%	#DIV/0!	#DIV/0!
55-59	21.9%	#DIV/0!	17.7%	29.9%	20.0%	10.3%	26.1%	23.3%	20.0%	24.0%	#DIV/0!	#DIV/0!
60-64	11.6%	#DIV/0!	11.3%	9.0%	16.0%	13.8%	4.3%	10.0%	20.0%	8.0%	#DIV/0!	#DIV/0!
65-69	4.8%	#DIV/0!	4.8%	6.0%	2.0%	3.4%	4.3%	6.7%	4.0%	8.0%	#DIV/0!	#DIV/0!
70-74	6.8%	#DIV/0!	6.5%	6.0%	4.0%	13.8%	8.7%	3.3%	4.0%	12.0%	#DIV/0!	#DIV/0!
>=75	5.8%	#DIV/0!	3.2%	7.5%	8.0%	3.4%	4.3%	3.3%	4.0%	12.0%	#DIV/0!	#DIV/0!
Total # of vehicle	311	0	62	67	50	29	23	30	25	25	0	0
Average speed	56.2	#DIV/0!	54.5	56.6	55.9	56.6	55.7	55.9	56.1	60.1	#DIV/0!	#DIV/0!
St. Dev.	10.2	#DIV/0!	9.9	10.0	11.1	10.7	9.5	8.5	9.1	12.4	#DIV/0!	#DIV/0!
85th percentile	66.1	#NUM!	64.4	65.1	63.8	69.5	66.5	63.4	64.5	71.1	#NUM!	#NUM!
Min	31.3	0.0	34.6	37.0	31.3	40.2	41.0	42.7	38.6	40.2	0.0	0.0
Max	86.3	0.0	77.4	83.1	83.9	85.5	75.8	79.9	75.0	86.3	0.0	0.0
Range	55.0	0.0	42.9	46.1	52.6	45.3	34.8	37.2	36.4	46.1	0.0	0.0

Vehicle Speed (50-75 FT Vehicles)	Hour											
	Total	20:00-21:00	21:00-22:00	22:00-23:00	23:00-00:00	00:00-01:00	01:00-02:00	02:00-03:00	03:00-04:00	04:00-05:00	05:00-06:00	06:00-07:00
MPH												
< 10	0.0%	#DIV/0!	0.0%	0.0%	0.0%	0.0%	0.0%	0.0%	0.0%	0.0%	#DIV/0!	#DIV/0!
10-14	0.0%	#DIV/0!	0.0%	0.0%	0.0%	0.0%	0.0%	0.0%	0.0%	0.0%	#DIV/0!	#DIV/0!
15-19	0.0%	#DIV/0!	0.0%	0.0%	0.0%	0.0%	0.0%	0.0%	0.0%	0.0%	#DIV/0!	#DIV/0!
20-24	0.0%	#DIV/0!	0.0%	0.0%	0.0%	0.0%	0.0%	0.0%	0.0%	0.0%	#DIV/0!	#DIV/0!
25-29	0.0%	#DIV/0!	0.0%	0.0%	0.0%	0.0%	0.0%	0.0%	0.0%	0.0%	#DIV/0!	#DIV/0!
30-34	0.0%	#DIV/0!	0.0%	0.0%	0.0%	0.0%	0.0%	0.0%	0.0%	0.0%	#DIV/0!	#DIV/0!
35-39	1.0%	#DIV/0!	0.0%	0.0%	7.1%	0.0%	0.0%	0.0%	0.0%	0.0%	#DIV/0!	#DIV/0!
40-44	12.2%	#DIV/0!	5.9%	10.0%	14.3%	21.4%	25.0%	14.3%	10.0%	8.3%	#DIV/0!	#DIV/0!
45-49	25.5%	#DIV/0!	5.9%	30.0%	28.6%	14.3%	75.0%	0.0%	60.0%	25.0%	#DIV/0!	#DIV/0!
50-54	22.4%	#DIV/0!	35.3%	10.0%	14.3%	21.4%	0.0%	42.9%	20.0%	33.3%	#DIV/0!	#DIV/0!
55-59	13.3%	#DIV/0!	23.5%	10.0%	21.4%	7.1%	0.0%	14.3%	10.0%	8.3%	#DIV/0!	#DIV/0!
60-64	10.2%	#DIV/0!	23.5%	25.0%	0.0%	0.0%	0.0%	0.0%	0.0%	8.3%	#DIV/0!	#DIV/0!
65-69	4.1%	#DIV/0!	0.0%	0.0%	7.1%	14.3%	0.0%	14.3%	0.0%	0.0%	#DIV/0!	#DIV/0!
70-74	6.1%	#DIV/0!	0.0%	10.0%	0.0%	14.3%	0.0%	14.3%	0.0%	8.3%	#DIV/0!	#DIV/0!
>=75	5.1%	#DIV/0!	5.9%	5.0%	7.1%	7.1%	0.0%	0.0%	0.0%	8.3%	#DIV/0!	#DIV/0!
Total # of vehicle	98	0	17	20	14	14	4	7	10	12	0	0
Average speed	54.6	#DIV/0!	56.5	56.0	52.5	56.7	46.9	56.5	49.6	55.2	#DIV/0!	#DIV/0!
St. Dev.	10.3	#DIV/0!	8.2	10.6	12.0	13.2	2.6	9.2	5.1	11.7	#DIV/0!	#DIV/0!
85th percentile	64.0	#NUM!	62.1	63.5	59.4	71.0	49.1	66.0	54.5	64.7	#NUM!	#NUM!
Min	39.4	0.0	42.7	40.2	39.4	40.2	44.3	44.5	42.7	42.7	0.0	0.0
Max	83.1	0.0	79.9	80.7	82.3	82.3	49.1	71.8	59.6	83.1	0.0	0.0
Range	43.7	0.0	37.2	40.5	42.9	42.1	4.9	27.3	17.0	40.5	0.0	0.0

Vehicle Speed (+75 FT Vehicles)	Hour											
	Total	20:00-21:00	21:00-22:00	22:00-23:00	23:00-00:00	00:00-01:00	01:00-02:00	02:00-03:00	03:00-04:00	04:00-05:00	05:00-06:00	06:00-07:00
MPH												
< 10	0.0%	#DIV/0!	0.0%	0.0%	0.0%	0.0%	0.0%	0.0%	0.0%	0.0%	#DIV/0!	#DIV/0!
10-14	0.0%	#DIV/0!	0.0%	0.0%	0.0%	0.0%	0.0%	0.0%	0.0%	0.0%	#DIV/0!	#DIV/0!
15-19	0.0%	#DIV/0!	0.0%	0.0%	0.0%	0.0%	0.0%	0.0%	0.0%	0.0%	#DIV/0!	#DIV/0!
20-24	0.0%	#DIV/0!	0.0%	0.0%	0.0%	0.0%	0.0%	0.0%	0.0%	0.0%	#DIV/0!	#DIV/0!
25-29	0.0%	#DIV/0!	0.0%	0.0%	0.0%	0.0%	0.0%	0.0%	0.0%	0.0%	#DIV/0!	#DIV/0!
30-34	0.0%	#DIV/0!	0.0%	0.0%	0.0%	0.0%	0.0%	0.0%	0.0%	0.0%	#DIV/0!	#DIV/0!
35-39	0.6%	#DIV/0!	0.0%	0.0%	0.0%	0.0%	0.0%	0.0%	0.0%	4.8%	#DIV/0!	#DIV/0!
40-44	2.4%	#DIV/0!	3.3%	0.0%	12.5%	0.0%	0.0%	0.0%	0.0%	4.8%	#DIV/0!	#DIV/0!
45-49	12.1%	#DIV/0!	6.7%	12.0%	12.5%	13.3%	4.8%	15.4%	16.7%	19.0%	#DIV/0!	#DIV/0!
50-54	24.2%	#DIV/0!	23.3%	32.0%	18.8%	40.0%	19.0%	23.1%	25.0%	14.3%	#DIV/0!	#DIV/0!
55-59	32.1%	#DIV/0!	40.0%	32.0%	31.3%	40.0%	28.6%	30.8%	25.0%	28.6%	#DIV/0!	#DIV/0!
60-64	17.6%	#DIV/0!	16.7%	16.0%	18.8%	0.0%	23.8%	30.8%	20.8%	14.3%	#DIV/0!	#DIV/0!
65-69	6.1%	#DIV/0!	0.0%	8.0%	0.0%	6.7%	14.3%	0.0%	8.3%	9.5%	#DIV/0!	#DIV/0!
70-74	1.8%	#DIV/0!	3.3%	0.0%	6.3%	0.0%	0.0%	0.0%	4.2%	0.0%	#DIV/0!	#DIV/0!
>=75	3.0%	#DIV/0!	6.7%	0.0%	0.0%	0.0%	9.5%	0.0%	0.0%	4.8%	#DIV/0!	#DIV/0!
Total # of vehicle	165	0	30	25	16	15	21	13	24	21	0	0
Average speed	57.1	#DIV/0!	57.7	56.2	55.6	56.0	61.2	56.9	57.0	55.5	#DIV/0!	#DIV/0!
St. Dev.	7.2	#DIV/0!	7.3	5.1	6.9	4.5	9.1	4.9	6.5	9.6	#DIV/0!	#DIV/0!
85th percentile	62.9	#NUM!	62.7	61.9	60.5	59.6	68.5	60.9	63.8	61.3	#NUM!	#NUM!
Min	35.4	0.0	42.7	49.1	43.5	49.9	49.9	49.1	46.7	35.4	0.0	0.0
Max	84.7	0.0	79.9	66.9	70.2	66.9	84.7	63.7	70.2	82.3	0.0	0.0
Range	49.4	0.0	37.2	17.8	26.7	17.0	34.8	14.6	23.5	46.9	0.0	0.0

Day 10 RWA

		Hour											
Vehicle Speed (all vehicles)	Total	20:00-21:00	21:00-22:00	22:00-23:00	23:00-00:00	00:00-01:00	01:00-02:00	02:00-03:00	03:00-04:00	04:00-05:00	05:00-06:00	06:00-07:00	
		MPH											
< 10	0.0%	#DIV/0!	0.0%	0.0%	0.0%	0.0%	0.0%	0.0%	0.0%	0.0%	#DIV/0!	#DIV/0!	
10-14	0.0%	#DIV/0!	0.0%	0.0%	0.0%	0.0%	0.0%	0.0%	0.0%	0.0%	#DIV/0!	#DIV/0!	
15-19	0.0%	#DIV/0!	0.0%	0.0%	0.0%	0.0%	0.0%	0.0%	0.0%	0.0%	#DIV/0!	#DIV/0!	
20-24	0.0%	#DIV/0!	0.0%	0.0%	0.0%	0.0%	0.0%	0.0%	0.0%	0.0%	#DIV/0!	#DIV/0!	
25-29	0.0%	#DIV/0!	0.0%	0.0%	0.0%	0.0%	0.0%	0.0%	0.0%	0.0%	#DIV/0!	#DIV/0!	
30-34	0.1%	#DIV/0!	0.0%	0.0%	0.6%	0.0%	0.0%	0.0%	0.0%	0.0%	#DIV/0!	#DIV/0!	
35-39	0.4%	#DIV/0!	0.4%	0.8%	0.6%	0.0%	0.0%	1.1%	0.0%	0.0%	#DIV/0!	#DIV/0!	
40-44	2.3%	#DIV/0!	1.1%	1.3%	3.7%	8.0%	5.2%	0.0%	0.0%	1.0%	#DIV/0!	#DIV/0!	
45-49	8.6%	#DIV/0!	5.7%	7.6%	10.4%	13.4%	8.2%	6.5%	8.1%	13.3%	#DIV/0!	#DIV/0!	
50-54	19.6%	#DIV/0!	20.0%	18.2%	19.5%	17.9%	19.6%	25.0%	18.2%	20.4%	#DIV/0!	#DIV/0!	
55-59	18.7%	#DIV/0!	17.7%	16.9%	15.2%	11.6%	28.9%	14.1%	28.3%	24.5%	#DIV/0!	#DIV/0!	
60-64	13.4%	#DIV/0!	16.2%	12.3%	8.5%	16.1%	14.4%	19.6%	12.1%	8.2%	#DIV/0!	#DIV/0!	
65-69	18.7%	#DIV/0!	19.2%	22.9%	17.1%	17.0%	10.3%	18.5%	20.2%	18.4%	#DIV/0!	#DIV/0!	
70-74	8.6%	#DIV/0!	7.9%	11.0%	12.2%	6.3%	5.2%	6.5%	6.1%	9.2%	#DIV/0!	#DIV/0!	
>=75	9.5%	#DIV/0!	11.7%	8.9%	12.2%	9.8%	8.2%	8.7%	7.1%	5.1%	#DIV/0!	#DIV/0!	
Total # of vehicles	1163	0	265	236	164	112	97	92	99	98	0	0	
Average speed	61.1	#DIV/0!	62.2	61.9	61.2	59.7	59.5	61.0	60.8	60.0	#DIV/0!	#DIV/0!	
St. Dev.	9.9	#DIV/0!	10.0	9.5	11.3	11.0	9.7	9.3	8.3	9.1	#DIV/0!	#DIV/0!	
85th percentile	71.0	#NUM!	71.6	71.6	72.5	70.8	69.1	69.6	69.9	69.9	#NUM!	#NUM!	
Min	33.3	0.0	39.6	39.6	33.3	40.4	41.3	36.9	47.6	43.1	0.0	0.0	
Max	99.0	0.0	98.0	94.0	99.0	93.0	95.0	93.0	85.0	87.0	0.0	0.0	
Range	65.7	0.0	58.4	54.4	65.7	52.6	53.7	56.1	37.4	43.9	0.0	0.0	

		Hour											
Vehicle Speed (0-25 FT Vehicles)	Total	20:00-21:00	21:00-22:00	22:00-23:00	23:00-00:00	00:00-01:00	01:00-02:00	02:00-03:00	03:00-04:00	04:00-05:00	05:00-06:00	06:00-07:00	
		MPH											
< 10	0.0%	#DIV/0!	0.0%	0.0%	0.0%	0.0%	0.0%	0.0%	0.0%	0.0%	#DIV/0!	#DIV/0!	
10-14	0.0%	#DIV/0!	0.0%	0.0%	0.0%	0.0%	0.0%	0.0%	0.0%	0.0%	#DIV/0!	#DIV/0!	
15-19	0.0%	#DIV/0!	0.0%	0.0%	0.0%	0.0%	0.0%	0.0%	0.0%	0.0%	#DIV/0!	#DIV/0!	
20-24	0.0%	#DIV/0!	0.0%	0.0%	0.0%	0.0%	0.0%	0.0%	0.0%	0.0%	#DIV/0!	#DIV/0!	
25-29	0.0%	#DIV/0!	0.0%	0.0%	0.0%	0.0%	0.0%	0.0%	0.0%	0.0%	#DIV/0!	#DIV/0!	
30-34	0.2%	#DIV/0!	0.0%	0.0%	1.0%	0.0%	0.0%	0.0%	0.0%	0.0%	#DIV/0!	#DIV/0!	
35-39	0.2%	#DIV/0!	0.0%	0.0%	0.0%	0.0%	0.0%	2.3%	0.0%	0.0%	#DIV/0!	#DIV/0!	
40-44	1.3%	#DIV/0!	0.0%	0.0%	3.1%	6.9%	2.0%	0.0%	0.0%	0.0%	#DIV/0!	#DIV/0!	
45-49	3.5%	#DIV/0!	1.3%	4.4%	5.2%	5.2%	6.1%	2.3%	0.0%	4.4%	#DIV/0!	#DIV/0!	
50-54	6.9%	#DIV/0!	7.1%	7.3%	9.4%	3.4%	2.0%	9.1%	7.1%	6.7%	#DIV/0!	#DIV/0!	
55-59	12.0%	#DIV/0!	10.3%	10.9%	11.5%	8.6%	28.6%	6.8%	14.3%	11.1%	#DIV/0!	#DIV/0!	
60-64	16.1%	#DIV/0!	21.3%	10.9%	10.4%	20.7%	22.4%	22.7%	9.5%	13.3%	#DIV/0!	#DIV/0!	
65-69	30.0%	#DIV/0!	29.7%	34.3%	22.9%	29.3%	16.3%	29.5%	42.9%	37.8%	#DIV/0!	#DIV/0!	
70-74	14.9%	#DIV/0!	12.3%	18.2%	19.8%	12.1%	8.2%	13.6%	11.9%	17.8%	#DIV/0!	#DIV/0!	
>=75	15.0%	#DIV/0!	18.1%	13.9%	16.7%	13.8%	14.3%	13.6%	14.3%	8.9%	#DIV/0!	#DIV/0!	
Total # of vehicles	626	0	155	137	96	58	49	44	42	45	0	0	
Average speed	65.9	#DIV/0!	67.0	66.3	65.1	64.6	63.9	65.4	66.4	65.9	#DIV/0!	#DIV/0!	
St. Dev.	9.4	#DIV/0!	9.0	8.6	11.0	10.2	10.1	9.9	7.7	7.9	#DIV/0!	#DIV/0!	
85th percentile	74.2	#NUM!	76.0	73.8	74.9	73.7	73.9	73.3	72.0	72.5	#NUM!	#NUM!	
Min	33.3	0.0	48.5	45.8	33.3	40.4	43.1	36.9	50.3	47.6	0.0	0.0	
Max	99.0	0.0	98.0	94.0	99.0	84.1	95.0	93.0	85.0	87.0	0.0	0.0	
Range	65.7	0.0	49.5	48.2	65.7	43.7	51.9	56.1	34.7	39.4	0.0	0.0	

Vehicle Speed (25-50 FT Vehicles)	Hour											
	Total	20:00-21:00	21:00-22:00	22:00-23:00	23:00-00:00	00:00-01:00	01:00-02:00	02:00-03:00	03:00-04:00	04:00-05:00	05:00-06:00	06:00-07:00
MPH												
< 10	0.0%	#DIV/0!	0.0%	0.0%	0.0%	0.0%	0.0%	0.0%	0.0%	0.0%	#DIV/0!	#DIV/0!
10-14	0.0%	#DIV/0!	0.0%	0.0%	0.0%	0.0%	0.0%	0.0%	0.0%	0.0%	#DIV/0!	#DIV/0!
15-19	0.0%	#DIV/0!	0.0%	0.0%	0.0%	0.0%	0.0%	0.0%	0.0%	0.0%	#DIV/0!	#DIV/0!
20-24	0.0%	#DIV/0!	0.0%	0.0%	0.0%	0.0%	0.0%	0.0%	0.0%	0.0%	#DIV/0!	#DIV/0!
25-29	0.0%	#DIV/0!	0.0%	0.0%	0.0%	0.0%	0.0%	0.0%	0.0%	0.0%	#DIV/0!	#DIV/0!
30-34	0.0%	#DIV/0!	0.0%	0.0%	0.0%	0.0%	0.0%	0.0%	0.0%	0.0%	#DIV/0!	#DIV/0!
35-39	1.1%	#DIV/0!	1.2%	2.9%	2.2%	0.0%	0.0%	0.0%	0.0%	0.0%	#DIV/0!	#DIV/0!
40-44	4.0%	#DIV/0!	1.2%	2.9%	4.3%	12.8%	8.8%	0.0%	0.0%	4.5%	#DIV/0!	#DIV/0!
45-49	13.3%	#DIV/0!	12.2%	12.9%	15.2%	15.4%	8.8%	17.2%	15.6%	9.1%	#DIV/0!	#DIV/0!
50-54	33.1%	#DIV/0!	41.5%	27.1%	30.4%	35.9%	35.3%	24.1%	31.3%	31.8%	#DIV/0!	#DIV/0!
55-59	24.3%	#DIV/0!	24.4%	25.7%	21.7%	17.7%	35.3%	20.7%	25.0%	40.9%	#DIV/0!	#DIV/0!
60-64	11.3%	#DIV/0!	7.3%	17.1%	8.7%	15.4%	0.0%	20.7%	15.6%	4.5%	#DIV/0!	#DIV/0!
65-69	7.1%	#DIV/0!	6.1%	7.1%	10.9%	5.1%	5.9%	10.3%	6.3%	4.5%	#DIV/0!	#DIV/0!
70-74	1.7%	#DIV/0!	2.4%	1.4%	2.2%	0.0%	2.9%	0.0%	3.1%	0.0%	#DIV/0!	#DIV/0!
>=75	4.2%	#DIV/0!	3.7%	2.9%	4.3%	7.7%	2.9%	6.9%	3.1%	4.5%	#DIV/0!	#DIV/0!
Total # of vehicle	354	0	82	70	46	39	34	29	32	22	0	0
Average speed	56.3	#DIV/0!	56.0	56.3	56.3	55.2	55.2	58.1	57.2	56.7	#DIV/0!	#DIV/0!
St. Dev.	8.1	#DIV/0!	7.6	7.5	9.2	10.6	7.1	7.6	7.1	8.2	#DIV/0!	#DIV/0!
85th percentile	64.5	#NUM!	60.8	64.5	65.9	61.5	57.4	65.8	63.9	59.2	#NUM!	#NUM!
Min	37.8	0.0	39.6	39.6	37.8	40.4	42.2	47.6	47.6	43.1	0.0	0.0
Max	93.0	0.0	83.2	76.1	84.1	93.0	75.0	79.7	78.8	85.9	0.0	0.0
Range	55.2	0.0	43.7	36.5	46.4	52.6	32.8	32.1	31.2	42.8	0.0	0.0

Vehicle Speed (50-75 FT Vehicles)	Hour											
	Total	20:00-21:00	21:00-22:00	22:00-23:00	23:00-00:00	00:00-01:00	01:00-02:00	02:00-03:00	03:00-04:00	04:00-05:00	05:00-06:00	06:00-07:00
MPH												
< 10	0.0%	#DIV/0!	0.0%	0.0%	0.0%	0.0%	0.0%	0.0%	0.0%	0.0%	#DIV/0!	#DIV/0!
10-14	0.0%	#DIV/0!	0.0%	0.0%	0.0%	0.0%	0.0%	0.0%	0.0%	0.0%	#DIV/0!	#DIV/0!
15-19	0.0%	#DIV/0!	0.0%	0.0%	0.0%	0.0%	0.0%	0.0%	0.0%	0.0%	#DIV/0!	#DIV/0!
20-24	0.0%	#DIV/0!	0.0%	0.0%	0.0%	0.0%	0.0%	0.0%	0.0%	0.0%	#DIV/0!	#DIV/0!
25-29	0.0%	#DIV/0!	0.0%	0.0%	0.0%	0.0%	0.0%	0.0%	0.0%	0.0%	#DIV/0!	#DIV/0!
30-34	0.0%	#DIV/0!	0.0%	0.0%	0.0%	0.0%	0.0%	0.0%	0.0%	0.0%	#DIV/0!	#DIV/0!
35-39	0.0%	#DIV/0!	0.0%	0.0%	0.0%	0.0%	0.0%	0.0%	0.0%	0.0%	#DIV/0!	#DIV/0!
40-44	5.1%	#DIV/0!	13.3%	7.1%	7.1%	0.0%	11.1%	0.0%	0.0%	0.0%	#DIV/0!	#DIV/0!
45-49	23.5%	#DIV/0!	20.0%	21.4%	21.4%	50.0%	11.1%	0.0%	18.2%	37.5%	#DIV/0!	#DIV/0!
50-54	36.7%	#DIV/0!	33.3%	42.9%	50.0%	30.0%	44.4%	44.4%	18.2%	31.3%	#DIV/0!	#DIV/0!
55-59	20.4%	#DIV/0!	26.7%	14.3%	0.0%	20.0%	11.1%	33.3%	45.5%	18.8%	#DIV/0!	#DIV/0!
60-64	9.2%	#DIV/0!	6.7%	7.1%	0.0%	0.0%	22.2%	22.2%	18.2%	6.3%	#DIV/0!	#DIV/0!
65-69	2.0%	#DIV/0!	0.0%	7.1%	7.1%	0.0%	0.0%	0.0%	0.0%	0.0%	#DIV/0!	#DIV/0!
70-74	1.0%	#DIV/0!	0.0%	0.0%	0.0%	0.0%	0.0%	0.0%	0.0%	6.3%	#DIV/0!	#DIV/0!
>=75	2.0%	#DIV/0!	0.0%	0.0%	14.3%	0.0%	0.0%	0.0%	0.0%	0.0%	#DIV/0!	#DIV/0!
Total # of vehicle	98	0	15	14	14	10	9	9	11	16	0	0
Average speed	53.9	#DIV/0!	51.9	53.2	56.0	51.3	53.9	56.2	55.8	53.4	#DIV/0!	#DIV/0!
St. Dev.	6.7	#DIV/0!	4.7	6.2	11.8	4.3	6.5	3.3	4.5	6.5	#DIV/0!	#DIV/0!
85th percentile	59.2	#NUM!	56.4	56.8	69.3	55.9	59.2	59.5	60.1	57.4	#NUM!	#NUM!
Min	41.3	0.0	44.0	43.1	41.3	46.7	41.3	51.1	48.5	47.6	0.0	0.0
Max	84.1	0.0	60.0	66.3	84.1	59.2	64.0	61.8	62.7	71.6	0.0	0.0
Range	42.8	0.0	16.0	23.2	42.8	12.5	22.7	10.7	14.3	24.1	0.0	0.0

Vehicle Speed (+75 FT Vehicles)	Hour											
	Total	20:00-21:00	21:00-22:00	22:00-23:00	23:00-00:00	00:00-01:00	01:00-02:00	02:00-03:00	03:00-04:00	04:00-05:00	05:00-06:00	06:00-07:00
MPH												
< 10	0.0%	#DIV/0!	0.0%	0.0%	0.0%	0.0%	0.0%	0.0%	0.0%	0.0%	#DIV/0!	#DIV/0!
10-14	0.0%	#DIV/0!	0.0%	0.0%	0.0%	0.0%	0.0%	0.0%	0.0%	0.0%	#DIV/0!	#DIV/0!
15-19	0.0%	#DIV/0!	0.0%	0.0%	0.0%	0.0%	0.0%	0.0%	0.0%	0.0%	#DIV/0!	#DIV/0!
20-24	0.0%	#DIV/0!	0.0%	0.0%	0.0%	0.0%	0.0%	0.0%	0.0%	0.0%	#DIV/0!	#DIV/0!
25-29	0.0%	#DIV/0!	0.0%	0.0%	0.0%	0.0%	0.0%	0.0%	0.0%	0.0%	#DIV/0!	#DIV/0!
30-34	0.0%	#DIV/0!	0.0%	0.0%	0.0%	0.0%	0.0%	0.0%	0.0%	0.0%	#DIV/0!	#DIV/0!
35-39	0.0%	#DIV/0!	0.0%	0.0%	0.0%	0.0%	0.0%	0.0%	0.0%	0.0%	#DIV/0!	#DIV/0!
40-44	0.0%	#DIV/0!	0.0%	0.0%	0.0%	0.0%	0.0%	0.0%	0.0%	0.0%	#DIV/0!	#DIV/0!
45-49	9.4%	#DIV/0!	0.0%	0.0%	25.0%	20.0%	20.0%	0.0%	7.1%	20.0%	#DIV/0!	#DIV/0!
50-54	37.6%	#DIV/0!	23.1%	53.3%	25.0%	20.0%	40.0%	80.0%	21.4%	33.3%	#DIV/0!	#DIV/0!
55-59	43.5%	#DIV/0!	53.8%	33.3%	50.0%	60.0%	20.0%	10.0%	64.3%	46.7%	#DIV/0!	#DIV/0!
60-64	7.1%	#DIV/0!	23.1%	6.7%	0.0%	0.0%	20.0%	0.0%	7.1%	0.0%	#DIV/0!	#DIV/0!
65-69	2.4%	#DIV/0!	0.0%	6.7%	0.0%	0.0%	0.0%	10.0%	0.0%	0.0%	#DIV/0!	#DIV/0!
70-74	0.0%	#DIV/0!	0.0%	0.0%	0.0%	0.0%	0.0%	0.0%	0.0%	0.0%	#DIV/0!	#DIV/0!
>=75	0.0%	#DIV/0!	0.0%	0.0%	0.0%	0.0%	0.0%	0.0%	0.0%	0.0%	#DIV/0!	#DIV/0!
Total # of vehicle	85	0	13	15	8	5	5	10	14	15	0	0
Average speed	55.3	#DIV/0!	57.2	55.7	53.3	54.5	55.2	54.8	55.8	54.3	#DIV/0!	#DIV/0!
St. Dev.	4.1	#DIV/0!	3.3	4.3	4.1	4.6	5.3	5.3	3.0	4.3	#DIV/0!	#DIV/0!
85th percentile	59.2	#NUM!	60.2	59.0	55.6	57.7	59.7	57.5	57.4	59.0	#NUM!	#NUM!
Min	45.8	0.0	50.3	50.3	45.8	47.6	47.6	50.3	48.5	46.7	0.0	0.0
Max	68.1	0.0	61.0	65.4	56.5	58.3	61.8	68.1	61.8	59.2	0.0	0.0
Range	22.3	0.0	10.7	15.2	10.7	10.7	14.3	17.8	13.4	12.5	0.0	0.0



Day 10 Beginning of Taper

		Hour										
Vehicle Speed (all vehicles)	Total	20:00-21:00	21:00-22:00	22:00-23:00	23:00-00:00	00:00-01:00	01:00-02:00	02:00-03:00	03:00-04:00	04:00-05:00	05:00-06:00	06:00-07:00
		MPH										
< 10	0.0%	#DIV/0!	0.0%	0.0%	0.0%	0.0%	0.0%	0.0%	0.0%	0.0%	#DIV/0!	#DIV/0!
10-14	0.0%	#DIV/0!	0.0%	0.0%	0.0%	0.0%	0.0%	0.0%	0.0%	0.0%	#DIV/0!	#DIV/0!
15-19	0.1%	#DIV/0!	0.0%	0.0%	0.0%	0.0%	1.7%	0.0%	0.0%	0.0%	#DIV/0!	#DIV/0!
20-24	0.0%	#DIV/0!	0.0%	0.0%	0.0%	0.0%	0.0%	0.0%	0.0%	0.0%	#DIV/0!	#DIV/0!
25-29	0.5%	#DIV/0!	0.0%	0.0%	0.0%	0.7%	0.8%	3.8%	0.0%	0.0%	#DIV/0!	#DIV/0!
30-34	3.4%	#DIV/0!	1.1%	1.1%	5.3%	2.9%	5.9%	8.5%	4.2%	1.8%	#DIV/0!	#DIV/0!
35-39	5.6%	#DIV/0!	3.3%	4.5%	5.9%	8.1%	8.5%	6.2%	9.2%	2.7%	#DIV/0!	#DIV/0!
40-44	8.8%	#DIV/0!	10.3%	8.9%	13.3%	8.1%	11.9%	5.4%	2.5%	5.5%	#DIV/0!	#DIV/0!
45-49	12.3%	#DIV/0!	14.3%	14.5%	12.2%	15.4%	11.9%	6.9%	9.2%	8.2%	#DIV/0!	#DIV/0!
50-54	21.6%	#DIV/0!	22.4%	20.8%	17.6%	22.8%	22.0%	21.5%	25.0%	22.7%	#DIV/0!	#DIV/0!
55-59	18.8%	#DIV/0!	24.3%	17.1%	19.1%	14.7%	16.1%	12.3%	17.5%	25.5%	#DIV/0!	#DIV/0!
60-64	12.3%	#DIV/0!	10.7%	13.4%	10.1%	15.4%	7.6%	13.8%	10.0%	19.1%	#DIV/0!	#DIV/0!
65-69	8.9%	#DIV/0!	8.1%	11.9%	5.9%	7.4%	6.8%	9.2%	10.8%	10.0%	#DIV/0!	#DIV/0!
70-74	4.2%	#DIV/0!	2.9%	4.8%	5.3%	0.7%	3.4%	6.9%	6.7%	3.6%	#DIV/0!	#DIV/0!
>=75	3.6%	#DIV/0!	2.6%	3.0%	5.3%	3.7%	3.4%	5.4%	5.0%	0.9%	#DIV/0!	#DIV/0!
Total # of vehicles	1343	0	272	269	188	136	118	130	120	110	0	0
Average speed	54.4	#DIV/0!	54.7	55.6	54.0	53.3	51.3	53.8	55.0	56.0	#DIV/0!	#DIV/0!
St. Dev.	10.8	#DIV/0!	9.4	10.0	11.6	10.6	11.8	13.5	11.5	9.0	#DIV/0!	#DIV/0!
85th percentile	65.7	#NUM!	64.4	67.0	65.7	63.1	61.8	68.2	65.7	64.4	#NUM!	#NUM!
Min	16.3	0.0	31.9	34.5	31.9	29.3	16.3	28.0	30.6	30.6	0.0	0.0
Max	98.2	0.0	98.2	94.3	93.0	88.4	85.2	98.2	93.0	78.7	0.0	0.0
Range	81.9	0.0	66.3	59.8	61.1	59.1	68.9	70.2	62.4	48.1	0.0	0.0

		Hour										
Vehicle Speed (0-25 FT Vehicles)	Total	20:00-21:00	21:00-22:00	22:00-23:00	23:00-00:00	00:00-01:00	01:00-02:00	02:00-03:00	03:00-04:00	04:00-05:00	05:00-06:00	06:00-07:00
		MPH										
< 10	0.0%	#DIV/0!	0.0%	0.0%	0.0%	0.0%	0.0%	0.0%	0.0%	0.0%	#DIV/0!	#DIV/0!
10-14	0.0%	#DIV/0!	0.0%	0.0%	0.0%	0.0%	0.0%	0.0%	0.0%	0.0%	#DIV/0!	#DIV/0!
15-19	0.3%	#DIV/0!	0.0%	0.0%	0.0%	0.0%	3.1%	0.0%	0.0%	0.0%	#DIV/0!	#DIV/0!
20-24	0.0%	#DIV/0!	0.0%	0.0%	0.0%	0.0%	0.0%	0.0%	0.0%	0.0%	#DIV/0!	#DIV/0!
25-29	0.0%	#DIV/0!	0.0%	0.0%	0.0%	0.0%	0.0%	0.0%	0.0%	0.0%	#DIV/0!	#DIV/0!
30-34	1.8%	#DIV/0!	1.6%	0.6%	2.8%	1.4%	3.1%	3.1%	1.8%	1.8%	#DIV/0!	#DIV/0!
35-39	2.4%	#DIV/0!	3.3%	2.9%	1.9%	4.2%	1.6%	0.0%	3.6%	0.0%	#DIV/0!	#DIV/0!
40-44	5.3%	#DIV/0!	6.0%	4.6%	11.2%	5.6%	4.7%	3.1%	0.0%	1.8%	#DIV/0!	#DIV/0!
45-49	10.0%	#DIV/0!	12.6%	11.4%	10.3%	8.3%	12.5%	9.2%	5.4%	1.8%	#DIV/0!	#DIV/0!
50-54	17.5%	#DIV/0!	19.8%	18.3%	12.1%	18.1%	23.4%	12.3%	16.1%	17.9%	#DIV/0!	#DIV/0!
55-59	19.9%	#DIV/0!	24.7%	18.3%	22.4%	18.1%	17.2%	16.9%	14.3%	19.6%	#DIV/0!	#DIV/0!
60-64	17.5%	#DIV/0!	14.3%	16.6%	15.0%	26.4%	12.5%	15.4%	16.1%	33.9%	#DIV/0!	#DIV/0!
65-69	12.9%	#DIV/0!	10.4%	15.4%	8.4%	9.7%	9.4%	18.5%	21.4%	14.3%	#DIV/0!	#DIV/0!
70-74	6.9%	#DIV/0!	3.8%	7.4%	9.3%	1.4%	6.3%	12.3%	12.5%	7.1%	#DIV/0!	#DIV/0!
>=75	5.4%	#DIV/0!	3.3%	4.6%	6.5%	6.9%	6.3%	9.2%	8.9%	1.8%	#DIV/0!	#DIV/0!
Total # of vehicles	777	0	182	175	107	72	64	65	56	56	0	0
Average speed	57.9	#DIV/0!	56.2	58.4	57.3	57.5	55.4	60.4	61.1	60.2	#DIV/0!	#DIV/0!
St. Dev.	10.4	#DIV/0!	9.5	9.9	11.0	10.5	12.5	11.0	11.1	8.1	#DIV/0!	#DIV/0!
85th percentile	68.3	#NUM!	67.0	68.3	67.5	65.7	67.0	70.9	70.9	67.9	#NUM!	#NUM!
Min	16.3	0.0	31.9	34.5	31.9	34.5	16.3	30.6	30.6	31.9	0.0	0.0
Max	94.3	0.0	81.5	94.3	93.0	88.4	85.2	90.4	93.0	78.7	0.0	0.0
Range	78.0	0.0	49.6	59.8	61.1	53.9	68.9	59.8	62.4	46.8	0.0	0.0

		Hour										
Vehicle Speed (25-50 FT Vehicles)	Total	20:00-21:00	21:00-22:00	22:00-23:00	23:00-00:00	00:00-01:00	01:00-02:00	02:00-03:00	03:00-04:00	04:00-05:00	05:00-06:00	06:00-07:00
		MPH										
< 10	0.0%	#DIV/0!	0.0%	0.0%	0.0%	0.0%	0.0%	0.0%	0.0%	0.0%	#DIV/0!	#DIV/0!
10-14	0.0%	#DIV/0!	0.0%	0.0%	0.0%	0.0%	0.0%	0.0%	0.0%	0.0%	#DIV/0!	#DIV/0!
15-19	0.0%	#DIV/0!	0.0%	0.0%	0.0%	0.0%	0.0%	0.0%	0.0%	0.0%	#DIV/0!	#DIV/0!
20-24	0.0%	#DIV/0!	0.0%	0.0%	0.0%	0.0%	0.0%	0.0%	0.0%	0.0%	#DIV/0!	#DIV/0!
25-29	1.7%	#DIV/0!	0.0%	0.0%	0.0%	2.2%	0.0%	12.8%	0.0%	0.0%	#DIV/0!	#DIV/0!
30-34	4.6%	#DIV/0!	0.0%	0.0%	7.5%	6.7%	3.0%	10.3%	10.7%	3.4%	#DIV/0!	#DIV/0!
35-39	6.9%	#DIV/0!	5.4%	4.8%	5.7%	8.9%	15.2%	7.7%	7.1%	3.4%	#DIV/0!	#DIV/0!
40-44	14.5%	#DIV/0!	14.3%	19.0%	15.1%	15.6%	24.2%	10.3%	3.6%	6.9%	#DIV/0!	#DIV/0!
45-49	15.9%	#DIV/0!	17.9%	17.5%	18.9%	17.8%	18.2%	5.1%	21.4%	6.9%	#DIV/0!	#DIV/0!
50-54	28.6%	#DIV/0!	26.8%	30.2%	30.2%	35.6%	12.1%	30.8%	28.6%	31.0%	#DIV/0!	#DIV/0!
55-59	18.2%	#DIV/0!	25.0%	15.9%	17.0%	8.9%	21.2%	10.3%	21.4%	31.0%	#DIV/0!	#DIV/0!
60-64	5.8%	#DIV/0!	5.4%	6.3%	5.7%	2.2%	3.0%	10.3%	7.1%	6.9%	#DIV/0!	#DIV/0!
65-69	2.9%	#DIV/0!	1.8%	6.3%	0.0%	2.2%	3.0%	0.0%	0.0%	10.3%	#DIV/0!	#DIV/0!
70-74	0.6%	#DIV/0!	1.8%	0.0%	0.0%	0.0%	0.0%	2.6%	0.0%	0.0%	#DIV/0!	#DIV/0!
>=75	0.3%	#DIV/0!	1.8%	0.0%	0.0%	0.0%	0.0%	0.0%	0.0%	0.0%	#DIV/0!	#DIV/0!
Total # of vehicle	346	0	56	63	53	45	33	39	28	29	0	0
Average speed	49.7	#DIV/0!	52.4	51.2	49.1	47.6	47.8	46.7	49.1	52.9	#DIV/0!	#DIV/0!
St. Dev.	8.9	#DIV/0!	9.6	7.3	7.5	8.2	8.4	11.6	8.8	8.3	#DIV/0!	#DIV/0!
85th percentile	57.9	#NUM!	59.2	59.2	55.5	54.0	56.6	57.0	56.6	61.2	#NUM!	#NUM!
Min	28.0	0.0	35.8	37.1	31.9	29.3	30.6	28.0	30.6	30.6	0.0	0.0
Max	98.2	0.0	98.2	69.6	63.1	67.0	65.7	72.2	63.1	68.3	0.0	0.0
Range	70.2	0.0	62.4	32.5	31.2	37.7	35.1	44.2	32.5	37.7	0.0	0.0

		Hour										
Vehicle Speed (50-75 FT Vehicles)	Total	20:00-21:00	21:00-22:00	22:00-23:00	23:00-00:00	00:00-01:00	01:00-02:00	02:00-03:00	03:00-04:00	04:00-05:00	05:00-06:00	06:00-07:00
		MPH										
< 10	0.0%	#DIV/0!	0.0%	0.0%	0.0%	0.0%	0.0%	0.0%	0.0%	0.0%	#DIV/0!	#DIV/0!
10-14	0.0%	#DIV/0!	0.0%	0.0%	0.0%	0.0%	0.0%	0.0%	0.0%	0.0%	#DIV/0!	#DIV/0!
15-19	0.0%	#DIV/0!	0.0%	0.0%	0.0%	0.0%	0.0%	0.0%	0.0%	0.0%	#DIV/0!	#DIV/0!
20-24	0.0%	#DIV/0!	0.0%	0.0%	0.0%	0.0%	0.0%	0.0%	0.0%	0.0%	#DIV/0!	#DIV/0!
25-29	0.5%	#DIV/0!	0.0%	0.0%	0.0%	0.0%	5.0%	0.0%	0.0%	0.0%	#DIV/0!	#DIV/0!
30-34	7.4%	#DIV/0!	0.0%	7.1%	13.0%	0.0%	15.0%	21.7%	3.0%	0.0%	#DIV/0!	#DIV/0!
35-39	16.8%	#DIV/0!	0.0%	14.3%	26.1%	23.5%	20.0%	21.7%	21.2%	11.8%	#DIV/0!	#DIV/0!
40-44	12.1%	#DIV/0!	27.6%	10.7%	17.4%	0.0%	15.0%	4.3%	3.0%	17.6%	#DIV/0!	#DIV/0!
45-49	15.3%	#DIV/0!	20.7%	25.0%	8.7%	41.2%	0.0%	4.3%	6.1%	23.5%	#DIV/0!	#DIV/0!
50-54	23.2%	#DIV/0!	27.6%	17.9%	8.7%	5.9%	35.0%	26.1%	36.4%	17.6%	#DIV/0!	#DIV/0!
55-59	14.7%	#DIV/0!	20.7%	14.3%	13.0%	11.8%	5.0%	4.3%	18.2%	29.4%	#DIV/0!	#DIV/0!
60-64	3.7%	#DIV/0!	0.0%	7.1%	0.0%	5.9%	0.0%	13.0%	3.0%	0.0%	#DIV/0!	#DIV/0!
65-69	3.7%	#DIV/0!	3.4%	3.6%	4.3%	11.8%	5.0%	0.0%	3.0%	0.0%	#DIV/0!	#DIV/0!
70-74	0.5%	#DIV/0!	0.0%	0.0%	0.0%	0.0%	0.0%	0.0%	3.0%	0.0%	#DIV/0!	#DIV/0!
>=75	2.1%	#DIV/0!	0.0%	0.0%	8.7%	0.0%	0.0%	4.3%	3.0%	0.0%	#DIV/0!	#DIV/0!
Total # of vehicle	190	0	29	28	23	17	20	23	33	17	0	0
Average speed	48.7	#DIV/0!	50.2	48.6	48.3	50.1	45.1	47.6	50.3	48.7	#DIV/0!	#DIV/0!
St. Dev.	10.2	#DIV/0!	6.2	8.4	13.9	9.4	9.6	14.7	9.7	7.3	#DIV/0!	#DIV/0!
85th percentile	57.9	#NUM!	56.3	55.3	58.0	61.0	52.9	58.9	57.9	56.6	#NUM!	#NUM!
Min	29.3	0.0	42.3	34.5	33.2	37.1	29.3	33.2	34.5	35.8	0.0	0.0
Max	98.2	0.0	67.0	65.7	84.9	67.0	65.7	98.2	74.8	57.9	0.0	0.0
Range	68.9	0.0	24.7	31.2	51.8	29.9	36.4	65.0	40.3	22.1	0.0	0.0

Vehicle Speed (+75 FT Vehicles)	Hour											
	Total	20:00-21:00	21:00-22:00	22:00-23:00	23:00-00:00	00:00-01:00	01:00-02:00	02:00-03:00	03:00-04:00	04:00-05:00	05:00-06:00	06:00-07:00
MPH												
< 10	0.0%	#DIV/0!	0.0%	0.0%	0.0%	0.0%	0.0%	0.0%	0.0%	0.0%	#DIV/0!	#DIV/0!
10-14	0.0%	#DIV/0!	0.0%	0.0%	0.0%	0.0%	0.0%	0.0%	0.0%	0.0%	#DIV/0!	#DIV/0!
15-19	0.0%	#DIV/0!	0.0%	0.0%	0.0%	0.0%	0.0%	0.0%	0.0%	0.0%	#DIV/0!	#DIV/0!
20-24	0.0%	#DIV/0!	0.0%	0.0%	0.0%	0.0%	0.0%	0.0%	0.0%	0.0%	#DIV/0!	#DIV/0!
25-29	0.0%	#DIV/0!	0.0%	0.0%	0.0%	0.0%	0.0%	0.0%	0.0%	0.0%	#DIV/0!	#DIV/0!
30-34	3.3%	#DIV/0!	0.0%	0.0%	0.0%	0.0%	100.0%	0.0%	0.0%	0.0%	#DIV/0!	#DIV/0!
35-39	0.0%	#DIV/0!	0.0%	0.0%	0.0%	0.0%	0.0%	0.0%	0.0%	0.0%	#DIV/0!	#DIV/0!
40-44	13.3%	#DIV/0!	20.0%	33.3%	20.0%	0.0%	0.0%	0.0%	33.3%	0.0%	#DIV/0!	#DIV/0!
45-49	10.0%	#DIV/0!	0.0%	33.3%	0.0%	0.0%	0.0%	0.0%	0.0%	25.0%	#DIV/0!	#DIV/0!
50-54	36.7%	#DIV/0!	40.0%	0.0%	40.0%	50.0%	0.0%	66.7%	33.3%	37.5%	#DIV/0!	#DIV/0!
55-59	20.0%	#DIV/0!	20.0%	0.0%	0.0%	50.0%	0.0%	0.0%	33.3%	37.5%	#DIV/0!	#DIV/0!
60-64	6.7%	#DIV/0!	0.0%	33.3%	0.0%	0.0%	0.0%	33.3%	0.0%	0.0%	#DIV/0!	#DIV/0!
65-69	6.7%	#DIV/0!	20.0%	0.0%	20.0%	0.0%	0.0%	0.0%	0.0%	0.0%	#DIV/0!	#DIV/0!
70-74	0.0%	#DIV/0!	0.0%	0.0%	0.0%	0.0%	0.0%	0.0%	0.0%	0.0%	#DIV/0!	#DIV/0!
>=75	3.3%	#DIV/0!	0.0%	0.0%	20.0%	0.0%	0.0%	0.0%	0.0%	0.0%	#DIV/0!	#DIV/0!
Total # of vehicle	30	0	5	3	5	2	1	3	3	8	0	0
Average speed	53.7	#DIV/0!	54.2	50.9	62.0	53.3	34.5	55.3	50.1	52.7	#DIV/0!	#DIV/0!
St. Dev.	10.4	#DIV/0!	7.9	10.8	19.9	2.8	#DIV/0!	4.7	6.5	3.9	#DIV/0!	#DIV/0!
85th percentile	59.6	#NUM!	61.0	58.4	78.9	54.7	34.5	58.5	54.6	56.5	#NUM!	#NUM!
Min	34.5	0.0	44.9	42.3	42.3	51.4	34.5	51.4	43.6	46.2	0.0	0.0
Max	93.0	0.0	65.7	63.1	93.0	55.3	34.5	60.5	56.6	57.9	0.0	0.0
Range	58.5	0.0	20.8	20.8	50.7	3.9	0.0	9.1	13.0	11.7	0.0	0.0

Day 10 End of Taper

Vehicle Speed (all vehicles)	Hour											
	Total	20:00-21:00	21:00-22:00	22:00-23:00	23:00-00:00	00:00-01:00	01:00-02:00	02:00-03:00	03:00-04:00	04:00-05:00	05:00-06:00	06:00-07:00
MPH												
< 10	0.0%	#DIV/0!	0.0%	0.0%	0.0%	0.0%	0.0%	0.0%	0.0%	0.0%	#DIV/0!	#DIV/0!
10-14	0.1%	#DIV/0!	0.0%	0.0%	0.0%	0.0%	0.0%	0.0%	0.0%	0.9%	#DIV/0!	#DIV/0!
15-19	0.3%	#DIV/0!	0.7%	0.0%	0.6%	0.0%	0.9%	0.0%	0.0%	0.0%	#DIV/0!	#DIV/0!
20-24	2.1%	#DIV/0!	1.4%	1.6%	2.3%	4.0%	2.6%	3.5%	2.6%	0.0%	#DIV/0!	#DIV/0!
25-29	4.0%	#DIV/0!	4.3%	1.6%	4.0%	2.4%	3.4%	8.0%	5.3%	5.7%	#DIV/0!	#DIV/0!
30-34	5.5%	#DIV/0!	4.6%	4.0%	4.6%	4.0%	6.9%	11.5%	7.0%	4.7%	#DIV/0!	#DIV/0!
35-39	9.8%	#DIV/0!	10.4%	8.4%	13.3%	9.7%	12.1%	7.1%	8.8%	7.5%	#DIV/0!	#DIV/0!
40-44	17.2%	#DIV/0!	19.6%	16.5%	15.6%	25.8%	17.2%	17.7%	9.6%	12.3%	#DIV/0!	#DIV/0!
45-49	20.9%	#DIV/0!	22.1%	21.3%	17.9%	24.2%	20.7%	12.4%	23.7%	23.6%	#DIV/0!	#DIV/0!
50-54	13.2%	#DIV/0!	13.2%	14.1%	16.2%	8.9%	11.2%	13.3%	14.0%	12.3%	#DIV/0!	#DIV/0!
55-59	12.2%	#DIV/0!	12.9%	18.9%	9.2%	6.5%	9.5%	8.0%	13.2%	12.3%	#DIV/0!	#DIV/0!
60-64	6.6%	#DIV/0!	5.4%	7.2%	8.7%	6.5%	8.6%	3.5%	7.0%	5.7%	#DIV/0!	#DIV/0!
65-69	3.8%	#DIV/0!	3.2%	3.2%	3.5%	1.6%	3.4%	5.3%	5.3%	7.5%	#DIV/0!	#DIV/0!
70-74	1.8%	#DIV/0!	0.7%	1.2%	1.7%	2.4%	1.7%	4.4%	0.9%	3.8%	#DIV/0!	#DIV/0!
>=75	2.6%	#DIV/0!	1.4%	2.0%	2.3%	4.0%	1.7%	5.3%	2.6%	3.8%	#DIV/0!	#DIV/0!
Total # of vehicles	1275	0	280	249	173	124	116	113	114	106	0	0
Average speed	48.3	#DIV/0!	47.4	49.6	48.1	47.6	47.5	47.4	48.7	50.1	#DIV/0!	#DIV/0!
St. Dev.	11.7	#DIV/0!	10.6	10.4	12.0	12.0	11.9	14.1	12.2	12.6	#DIV/0!	#DIV/0!
85th percentile	59.4	#NUM!	58.3	59.4	60.5	58.5	60.2	63.3	60.5	64.7	#NUM!	#NUM!
Min	13.1	0.0	15.2	21.5	17.3	23.6	19.4	20.4	21.5	13.1	0.0	0.0
Max	85.7	0.0	77.3	79.4	85.7	82.6	79.4	77.3	77.3	77.3	0.0	0.0
Range	72.7	0.0	62.1	57.9	68.5	59.0	60.0	56.9	55.8	64.3	0.0	0.0

Vehicle Speed (0-25 FT Vehicles)	Hour											
	Total	20:00-21:00	21:00-22:00	22:00-23:00	23:00-00:00	00:00-01:00	01:00-02:00	02:00-03:00	03:00-04:00	04:00-05:00	05:00-06:00	06:00-07:00
MPH												
< 10	0.0%	#DIV/0!	0.0%	0.0%	0.0%	0.0%	0.0%	0.0%	0.0%	0.0%	#DIV/0!	#DIV/0!
10-14	0.0%	#DIV/0!	0.0%	0.0%	0.0%	0.0%	0.0%	0.0%	0.0%	0.0%	#DIV/0!	#DIV/0!
15-19	0.2%	#DIV/0!	0.0%	0.0%	0.9%	0.0%	1.4%	0.0%	0.0%	0.0%	#DIV/0!	#DIV/0!
20-24	2.5%	#DIV/0!	2.0%	2.3%	2.7%	2.9%	2.9%	4.8%	3.5%	0.0%	#DIV/0!	#DIV/0!
25-29	4.2%	#DIV/0!	6.0%	1.1%	5.3%	2.9%	4.3%	3.2%	5.3%	6.8%	#DIV/0!	#DIV/0!
30-34	4.7%	#DIV/0!	5.0%	2.8%	2.7%	4.3%	4.3%	11.1%	3.5%	8.5%	#DIV/0!	#DIV/0!
35-39	8.5%	#DIV/0!	10.4%	6.8%	12.4%	4.3%	11.6%	4.8%	8.8%	5.1%	#DIV/0!	#DIV/0!
40-44	15.0%	#DIV/0!	17.9%	14.8%	15.0%	20.0%	15.9%	14.3%	5.3%	8.5%	#DIV/0!	#DIV/0!
45-49	16.5%	#DIV/0!	16.4%	18.2%	13.3%	27.1%	11.6%	14.3%	17.5%	11.9%	#DIV/0!	#DIV/0!
50-54	13.6%	#DIV/0!	14.9%	13.1%	18.6%	8.6%	14.5%	11.1%	8.8%	13.6%	#DIV/0!	#DIV/0!
55-59	15.1%	#DIV/0!	14.9%	22.7%	9.7%	7.1%	11.6%	7.9%	24.6%	15.3%	#DIV/0!	#DIV/0!
60-64	9.0%	#DIV/0!	7.0%	9.1%	11.5%	11.4%	11.6%	4.8%	8.8%	10.2%	#DIV/0!	#DIV/0!
65-69	5.1%	#DIV/0!	3.5%	4.5%	3.5%	2.9%	4.3%	7.9%	8.8%	11.9%	#DIV/0!	#DIV/0!
70-74	2.6%	#DIV/0!	1.0%	1.7%	2.7%	4.3%	2.9%	7.9%	1.8%	3.4%	#DIV/0!	#DIV/0!
>=75	3.0%	#DIV/0!	1.0%	2.8%	1.8%	4.3%	2.9%	7.9%	3.5%	5.1%	#DIV/0!	#DIV/0!
Total # of vehicles	808	0	201	176	113	70	69	63	57	59	0	0
Average speed	49.8	#DIV/0!	47.7	51.1	48.7	50.3	49.1	50.4	51.4	52.5	#DIV/0!	#DIV/0!
St. Dev.	12.3	#DIV/0!	11.0	11.0	12.4	12.4	13.3	15.1	13.4	13.6	#DIV/0!	#DIV/0!
85th percentile	62.6	#NUM!	58.3	61.5	60.5	62.2	62.1	69.6	63.8	66.8	#NUM!	#NUM!
Min	17.3	0.0	22.5	21.5	17.3	23.6	19.4	20.4	21.5	25.7	0.0	0.0
Max	82.6	0.0	77.3	79.4	82.6	82.6	79.4	76.3	77.3	77.3	0.0	0.0
Range	65.3	0.0	54.8	57.9	65.3	59.0	60.0	55.8	55.8	51.6	0.0	0.0

Vehicle Speed (25-50 FT Vehicles)	Hour											
	Total	20:00-21:00	21:00-22:00	22:00-23:00	23:00-00:00	00:00-01:00	01:00-02:00	02:00-03:00	03:00-04:00	04:00-05:00	05:00-06:00	06:00-07:00
MPH												
< 10	0.0%	#DIV/0!	0.0%	0.0%	0.0%	0.0%	0.0%	0.0%	0.0%	0.0%	#DIV/0!	#DIV/0!
10-14	0.3%	#DIV/0!	0.0%	0.0%	0.0%	0.0%	0.0%	0.0%	0.0%	4.2%	#DIV/0!	#DIV/0!
15-19	0.6%	#DIV/0!	3.2%	0.0%	0.0%	0.0%	0.0%	0.0%	0.0%	0.0%	#DIV/0!	#DIV/0!
20-24	1.3%	#DIV/0!	0.0%	0.0%	0.0%	8.3%	0.0%	0.0%	2.7%	0.0%	#DIV/0!	#DIV/0!
25-29	4.2%	#DIV/0!	0.0%	3.9%	2.6%	0.0%	0.0%	16.1%	8.1%	8.3%	#DIV/0!	#DIV/0!
30-34	4.2%	#DIV/0!	4.8%	2.0%	5.3%	2.8%	6.5%	6.5%	5.4%	0.0%	#DIV/0!	#DIV/0!
35-39	11.0%	#DIV/0!	8.1%	11.8%	13.2%	13.9%	12.9%	9.7%	10.8%	8.3%	#DIV/0!	#DIV/0!
40-44	23.5%	#DIV/0!	24.2%	19.6%	21.1%	36.1%	22.6%	29.0%	18.9%	16.7%	#DIV/0!	#DIV/0!
45-49	30.0%	#DIV/0!	37.1%	35.3%	23.7%	25.0%	41.9%	12.9%	21.6%	37.5%	#DIV/0!	#DIV/0!
50-54	10.0%	#DIV/0!	8.1%	11.8%	10.5%	5.6%	3.2%	9.7%	21.6%	8.3%	#DIV/0!	#DIV/0!
55-59	9.4%	#DIV/0!	8.1%	13.7%	13.2%	5.6%	9.7%	12.9%	0.0%	12.5%	#DIV/0!	#DIV/0!
60-64	1.9%	#DIV/0!	1.6%	2.0%	2.6%	0.0%	3.2%	0.0%	5.4%	0.0%	#DIV/0!	#DIV/0!
65-69	1.3%	#DIV/0!	1.6%	0.0%	2.6%	0.0%	0.0%	3.2%	2.7%	0.0%	#DIV/0!	#DIV/0!
70-74	0.3%	#DIV/0!	0.0%	0.0%	0.0%	0.0%	0.0%	0.0%	0.0%	4.2%	#DIV/0!	#DIV/0!
>=75	1.9%	#DIV/0!	3.2%	0.0%	5.3%	2.8%	0.0%	0.0%	2.7%	0.0%	#DIV/0!	#DIV/0!
Total # of vehicle	310	0	62	51	38	36	31	31	37	24	0	0
Average speed	46.0	#DIV/0!	46.7	46.5	48.5	43.7	45.9	43.7	45.7	45.7	#DIV/0!	#DIV/0!
St. Dev.	10.0	#DIV/0!	10.1	7.6	11.3	10.4	7.1	10.7	11.1	11.8	#DIV/0!	#DIV/0!
85th percentile	54.1	#NUM!	54.1	54.7	56.2	49.9	51.0	56.2	52.7	53.8	#NUM!	#NUM!
Min	13.1	0.0	15.2	25.7	29.9	23.6	33.1	25.7	22.5	13.1	0.0	0.0
Max	85.7	0.0	76.3	60.5	85.7	82.6	63.6	68.9	76.3	72.0	0.0	0.0
Range	72.7	0.0	61.1	34.8	55.8	59.0	30.5	43.2	53.7	59.0	0.0	0.0

Vehicle Speed (50-75 FT Vehicles)	Hour											
	Total	20:00-21:00	21:00-22:00	22:00-23:00	23:00-00:00	00:00-01:00	01:00-02:00	02:00-03:00	03:00-04:00	04:00-05:00	05:00-06:00	06:00-07:00
MPH												
< 10	0.0%	#DIV/0!	0.0%	0.0%	0.0%	0.0%	0.0%	0.0%	0.0%	0.0%	#DIV/0!	#DIV/0!
10-14	0.0%	#DIV/0!	0.0%	0.0%	0.0%	0.0%	0.0%	0.0%	0.0%	0.0%	#DIV/0!	#DIV/0!
15-19	0.0%	#DIV/0!	0.0%	0.0%	0.0%	0.0%	0.0%	0.0%	0.0%	0.0%	#DIV/0!	#DIV/0!
20-24	2.5%	#DIV/0!	0.0%	0.0%	5.9%	0.0%	8.3%	6.7%	0.0%	0.0%	#DIV/0!	#DIV/0!
25-29	3.4%	#DIV/0!	0.0%	0.0%	0.0%	6.7%	8.3%	13.3%	0.0%	0.0%	#DIV/0!	#DIV/0!
30-34	14.4%	#DIV/0!	0.0%	23.5%	17.6%	6.7%	25.0%	20.0%	23.1%	0.0%	#DIV/0!	#DIV/0!
35-39	16.1%	#DIV/0!	21.4%	11.8%	23.5%	26.7%	8.3%	13.3%	7.7%	13.3%	#DIV/0!	#DIV/0!
40-44	16.1%	#DIV/0!	21.4%	29.4%	5.9%	26.7%	8.3%	13.3%	0.0%	20.0%	#DIV/0!	#DIV/0!
45-49	24.6%	#DIV/0!	35.7%	17.6%	35.3%	6.7%	16.7%	6.7%	46.2%	33.3%	#DIV/0!	#DIV/0!
50-54	16.1%	#DIV/0!	7.1%	17.6%	5.9%	20.0%	16.7%	26.7%	23.1%	13.3%	#DIV/0!	#DIV/0!
55-59	2.5%	#DIV/0!	7.1%	0.0%	0.0%	6.7%	0.0%	0.0%	0.0%	6.7%	#DIV/0!	#DIV/0!
60-64	0.8%	#DIV/0!	0.0%	0.0%	5.9%	0.0%	0.0%	0.0%	0.0%	0.0%	#DIV/0!	#DIV/0!
65-69	1.7%	#DIV/0!	7.1%	0.0%	0.0%	0.0%	8.3%	0.0%	0.0%	0.0%	#DIV/0!	#DIV/0!
70-74	0.8%	#DIV/0!	0.0%	0.0%	0.0%	0.0%	0.0%	0.0%	6.7%	0.0%	#DIV/0!	#DIV/0!
>=75	0.8%	#DIV/0!	0.0%	0.0%	0.0%	0.0%	0.0%	0.0%	6.7%	0.0%	#DIV/0!	#DIV/0!
Total # of vehicle	118	0	14	17	17	15	12	15	13	15	0	0
Average speed	43.5	#DIV/0!	46.5	42.2	41.7	42.8	42.1	40.0	45.2	48.4	#DIV/0!	#DIV/0!
St. Dev.	9.2	#DIV/0!	7.9	6.7	9.7	8.5	12.2	10.3	7.8	9.1	#DIV/0!	#DIV/0!
85th percentile	52.0	#NUM!	54.2	50.1	49.5	53.0	51.7	52.9	52.2	51.3	#NUM!	#NUM!
Min	23.6	0.0	36.2	32.0	23.6	26.7	24.6	23.6	31.0	37.3	0.0	0.0
Max	74.1	0.0	65.7	52.0	61.5	56.2	67.8	54.1	54.1	74.1	0.0	0.0
Range	50.6	0.0	29.5	20.0	37.9	29.5	43.2	30.5	23.2	36.9	0.0	0.0

Vehicle Speed (+75 FT Vehicles)	Hour											
	Total	20:00-21:00	21:00-22:00	22:00-23:00	23:00-00:00	00:00-01:00	01:00-02:00	02:00-03:00	03:00-04:00	04:00-05:00	05:00-06:00	06:00-07:00
MPH												
< 10	0.0%	#DIV/0!	0.0%	0.0%	0.0%	0.0%	0.0%	0.0%	0.0%	0.0%	#DIV/0!	#DIV/0!
10-14	0.0%	#DIV/0!	0.0%	0.0%	0.0%	0.0%	0.0%	0.0%	0.0%	0.0%	#DIV/0!	#DIV/0!
15-19	0.0%	#DIV/0!	0.0%	0.0%	0.0%	0.0%	0.0%	0.0%	0.0%	0.0%	#DIV/0!	#DIV/0!
20-24	0.0%	#DIV/0!	0.0%	0.0%	0.0%	0.0%	0.0%	0.0%	0.0%	0.0%	#DIV/0!	#DIV/0!
25-29	0.0%	#DIV/0!	0.0%	0.0%	0.0%	0.0%	0.0%	0.0%	0.0%	0.0%	#DIV/0!	#DIV/0!
30-34	5.1%	#DIV/0!	0.0%	0.0%	0.0%	0.0%	0.0%	25.0%	14.3%	0.0%	#DIV/0!	#DIV/0!
35-39	7.7%	#DIV/0!	0.0%	20.0%	0.0%	0.0%	25.0%	0.0%	0.0%	12.5%	#DIV/0!	#DIV/0!
40-44	15.4%	#DIV/0!	33.3%	0.0%	20.0%	33.3%	25.0%	0.0%	14.3%	12.5%	#DIV/0!	#DIV/0!
45-49	28.2%	#DIV/0!	33.3%	0.0%	20.0%	33.3%	25.0%	0.0%	42.9%	50.0%	#DIV/0!	#DIV/0!
50-54	20.5%	#DIV/0!	33.3%	60.0%	40.0%	0.0%	0.0%	25.0%	0.0%	12.5%	#DIV/0!	#DIV/0!
55-59	2.6%	#DIV/0!	0.0%	0.0%	0.0%	0.0%	0.0%	0.0%	14.3%	0.0%	#DIV/0!	#DIV/0!
60-64	10.3%	#DIV/0!	0.0%	20.0%	0.0%	0.0%	25.0%	25.0%	14.3%	0.0%	#DIV/0!	#DIV/0!
65-69	5.1%	#DIV/0!	0.0%	0.0%	20.0%	0.0%	0.0%	0.0%	0.0%	12.5%	#DIV/0!	#DIV/0!
70-74	0.0%	#DIV/0!	0.0%	0.0%	0.0%	0.0%	0.0%	0.0%	0.0%	0.0%	#DIV/0!	#DIV/0!
>=75	5.1%	#DIV/0!	0.0%	0.0%	0.0%	33.3%	0.0%	25.0%	0.0%	0.0%	#DIV/0!	#DIV/0!
Total # of vehicle	39	0	3	5	5	3	4	4	7	8	0	0
Average speed	50.9	#DIV/0!	48.2	52.0	52.7	55.5	47.6	56.8	48.7	48.9	#DIV/0!	#DIV/0!
St. Dev.	10.4	#DIV/0!	5.3	8.0	9.5	17.5	11.9	18.5	9.3	8.8	#DIV/0!	#DIV/0!
85th percentile	61.8	#NUM!	51.8	57.1	59.2	67.6	57.0	70.7	58.6	52.8	#NUM!	#NUM!
Min	33.1	0.0	42.5	39.4	40.4	41.5	36.2	33.1	34.1	38.3	0.0	0.0
Max	77.3	0.0	53.1	61.5	66.8	75.2	63.6	77.3	60.5	67.8	0.0	0.0
Range	44.2	0.0	10.5	22.1	26.3	33.7	27.4	44.2	26.3	29.5	0.0	0.0

Day 10 1<sup>st</sup> WZ

Vehicle Speed (all vehicles)	Hour											
	Total	20:00-21:00	21:00-22:00	22:00-23:00	23:00-00:00	00:00-01:00	01:00-02:00	02:00-03:00	03:00-04:00	04:00-05:00	05:00-06:00	06:00-07:00
MPH												
< 10	0.0%	#DIV/0!	0.0%	0.0%	0.0%	0.0%	0.0%	0.0%	0.0%	0.0%	#DIV/0!	#DIV/0!
10-14	0.1%	#DIV/0!	0.0%	0.0%	0.0%	0.7%	0.0%	0.0%	0.0%	0.0%	#DIV/0!	#DIV/0!
15-19	1.1%	#DIV/0!	0.0%	1.1%	1.1%	2.8%	2.6%	0.8%	0.8%	0.9%	#DIV/0!	#DIV/0!
20-24	5.8%	#DIV/0!	8.0%	6.0%	4.3%	8.5%	5.1%	6.7%	4.0%	0.0%	#DIV/0!	#DIV/0!
25-29	11.1%	#DIV/0!	11.2%	12.0%	14.6%	11.3%	13.7%	12.6%	7.9%	1.8%	#DIV/0!	#DIV/0!
30-34	20.3%	#DIV/0!	25.2%	18.8%	21.1%	20.4%	21.4%	16.0%	17.5%	16.2%	#DIV/0!	#DIV/0!
35-39	24.0%	#DIV/0!	24.1%	30.5%	26.5%	20.4%	24.8%	16.0%	22.2%	18.0%	#DIV/0!	#DIV/0!
40-44	17.0%	#DIV/0!	18.2%	19.9%	11.9%	13.4%	13.7%	16.0%	23.8%	17.1%	#DIV/0!	#DIV/0!
45-49	12.9%	#DIV/0!	8.7%	8.6%	13.0%	14.1%	11.1%	18.5%	17.5%	22.5%	#DIV/0!	#DIV/0!
50-54	4.7%	#DIV/0!	3.5%	2.3%	4.3%	4.2%	6.0%	6.7%	3.2%	12.6%	#DIV/0!	#DIV/0!
55-59	1.8%	#DIV/0!	0.7%	0.4%	2.2%	1.4%	0.9%	5.0%	2.4%	4.5%	#DIV/0!	#DIV/0!
60-64	1.1%	#DIV/0!	0.3%	0.4%	0.5%	2.1%	0.0%	1.7%	0.8%	5.4%	#DIV/0!	#DIV/0!
65-69	0.3%	#DIV/0!	0.0%	0.0%	0.5%	0.7%	0.9%	0.0%	0.0%	0.9%	#DIV/0!	#DIV/0!
70-74	0.0%	#DIV/0!	0.0%	0.0%	0.0%	0.0%	0.0%	0.0%	0.0%	0.0%	#DIV/0!	#DIV/0!
>=75	0.0%	#DIV/0!	0.0%	0.0%	0.0%	0.0%	0.0%	0.0%	0.0%	0.0%	#DIV/0!	#DIV/0!
Total # of vehicles	1352	0	286	266	185	142	117	119	126	111	0	0
Average speed	37.4	#DIV/0!	36.1	36.1	37.0	36.7	36.2	38.9	38.7	43.6	#DIV/0!	#DIV/0!
St. Dev.	8.7	#DIV/0!	7.7	7.5	8.7	9.9	9.0	9.9	7.9	8.9	#DIV/0!	#DIV/0!
85th percentile	46.0	#NUM!	44.0	44.0	47.0	47.0	45.0	49.0	46.0	51.5	#NUM!	#NUM!
Min	14.0	0.0	20.0	16.0	17.0	14.0	15.0	16.0	18.0	18.0	0.0	0.0
Max	69.0	0.0	61.0	61.0	65.0	66.0	69.0	63.0	61.0	69.0	0.0	0.0
Range	55.0	0.0	41.0	45.0	48.0	52.0	54.0	47.0	43.0	51.0	0.0	0.0

Vehicle Speed (0-25 FT Vehicles)	Hour											
	Total	20:00-21:00	21:00-22:00	22:00-23:00	23:00-00:00	00:00-01:00	01:00-02:00	02:00-03:00	03:00-04:00	04:00-05:00	05:00-06:00	06:00-07:00
MPH												
< 10	0.0%	#DIV/0!	0.0%	0.0%	0.0%	0.0%	0.0%	0.0%	0.0%	0.0%	#DIV/0!	#DIV/0!
10-14	0.0%	#DIV/0!	0.0%	0.0%	0.0%	0.0%	0.0%	0.0%	0.0%	0.0%	#DIV/0!	#DIV/0!
15-19	1.1%	#DIV/0!	0.0%	1.8%	0.9%	0.0%	4.3%	1.4%	0.0%	1.7%	#DIV/0!	#DIV/0!
20-24	5.6%	#DIV/0!	9.1%	6.0%	4.4%	7.5%	2.9%	4.3%	3.3%	0.0%	#DIV/0!	#DIV/0!
25-29	10.8%	#DIV/0!	8.1%	12.0%	15.9%	13.8%	14.3%	11.4%	4.9%	3.3%	#DIV/0!	#DIV/0!
30-34	18.3%	#DIV/0!	26.3%	16.2%	15.0%	25.0%	17.1%	11.4%	13.1%	11.7%	#DIV/0!	#DIV/0!
35-39	24.4%	#DIV/0!	21.5%	31.7%	28.3%	17.5%	30.0%	14.3%	21.3%	23.3%	#DIV/0!	#DIV/0!
40-44	17.1%	#DIV/0!	19.4%	20.4%	13.3%	8.8%	15.7%	17.1%	26.2%	11.7%	#DIV/0!	#DIV/0!
45-49	14.0%	#DIV/0!	10.2%	10.2%	15.9%	16.3%	8.6%	21.4%	19.7%	21.7%	#DIV/0!	#DIV/0!
50-54	5.3%	#DIV/0!	4.3%	1.2%	3.5%	7.5%	5.7%	8.6%	6.6%	15.0%	#DIV/0!	#DIV/0!
55-59	2.4%	#DIV/0!	1.1%	0.6%	2.7%	1.3%	1.4%	7.1%	3.3%	6.7%	#DIV/0!	#DIV/0!
60-64	1.0%	#DIV/0!	0.0%	0.0%	0.0%	2.5%	0.0%	2.9%	1.6%	5.0%	#DIV/0!	#DIV/0!
65-69	0.0%	#DIV/0!	0.0%	0.0%	0.0%	0.0%	0.0%	0.0%	0.0%	0.0%	#DIV/0!	#DIV/0!
70-74	0.0%	#DIV/0!	0.0%	0.0%	0.0%	0.0%	0.0%	0.0%	0.0%	0.0%	#DIV/0!	#DIV/0!
>=75	0.0%	#DIV/0!	0.0%	0.0%	0.0%	0.0%	0.0%	0.0%	0.0%	0.0%	#DIV/0!	#DIV/0!
Total # of vehicles	807	0	186	167	113	80	70	70	61	60	0	0
Average speed	37.8	#DIV/0!	36.4	36.1	37.3	37.5	36.1	40.9	40.7	43.7	#DIV/0!	#DIV/0!
St. Dev.	8.7	#DIV/0!	7.9	7.5	8.4	9.4	8.6	10.4	8.0	9.2	#DIV/0!	#DIV/0!
85th percentile	47.0	#NUM!	45.0	44.0	46.0	47.2	44.7	50.7	48.0	53.2	#NUM!	#NUM!
Min	15.0	0.0	20.0	16.0	17.0	20.0	15.0	16.0	24.0	18.0	0.0	0.0
Max	63.0	0.0	59.0	57.0	59.0	61.0	56.0	63.0	61.0	62.0	0.0	0.0
Range	48.0	0.0	39.0	41.0	42.0	41.0	41.0	47.0	37.0	44.0	0.0	0.0

Vehicle Speed (25-50 FT Vehicles)	Hour											
	Total	20:00-21:00	21:00-22:00	22:00-23:00	23:00-00:00	00:00-01:00	01:00-02:00	02:00-03:00	03:00-04:00	04:00-05:00	05:00-06:00	06:00-07:00
MPH												
< 10	0.0%	#DIV/0!	0.0%	0.0%	0.0%	0.0%	0.0%	0.0%	0.0%	0.0%	#DIV/0!	#DIV/0!
10-14	0.4%	#DIV/0!	0.0%	0.0%	0.0%	2.9%	0.0%	0.0%	0.0%	0.0%	#DIV/0!	#DIV/0!
15-19	1.8%	#DIV/0!	0.0%	0.0%	2.4%	8.6%	0.0%	0.0%	4.5%	0.0%	#DIV/0!	#DIV/0!
20-24	4.3%	#DIV/0!	5.7%	5.7%	0.0%	15.7%	0.0%	12.5%	4.5%	0.0%	#DIV/0!	#DIV/0!
25-29	6.9%	#DIV/0!	9.4%	9.4%	7.3%	2.9%	9.1%	8.3%	4.5%	0.0%	#DIV/0!	#DIV/0!
30-34	17.3%	#DIV/0!	18.9%	15.1%	22.0%	17.1%	22.7%	8.3%	18.2%	14.8%	#DIV/0!	#DIV/0!
35-39	21.7%	#DIV/0!	28.3%	24.5%	29.3%	20.0%	18.2%	12.5%	18.2%	7.4%	#DIV/0!	#DIV/0!
40-44	22.7%	#DIV/0!	24.5%	24.5%	9.8%	28.6%	18.2%	25.0%	22.7%	29.6%	#DIV/0!	#DIV/0!
45-49	15.2%	#DIV/0!	7.5%	11.3%	12.2%	11.4%	18.2%	29.2%	22.7%	25.9%	#DIV/0!	#DIV/0!
50-54	5.8%	#DIV/0!	3.8%	7.5%	9.8%	0.0%	9.1%	4.2%	0.0%	11.1%	#DIV/0!	#DIV/0!
55-59	0.7%	#DIV/0!	0.0%	0.0%	2.4%	0.0%	0.0%	0.0%	4.5%	0.0%	#DIV/0!	#DIV/0!
60-64	1.8%	#DIV/0!	1.9%	1.9%	2.4%	0.0%	0.0%	0.0%	0.0%	7.4%	#DIV/0!	#DIV/0!
65-69	1.4%	#DIV/0!	0.0%	0.0%	2.4%	2.9%	4.5%	0.0%	0.0%	3.7%	#DIV/0!	#DIV/0!
70-74	0.0%	#DIV/0!	0.0%	0.0%	0.0%	0.0%	0.0%	0.0%	0.0%	0.0%	#DIV/0!	#DIV/0!
>=75	0.0%	#DIV/0!	0.0%	0.0%	0.0%	0.0%	0.0%	0.0%	0.0%	0.0%	#DIV/0!	#DIV/0!
Total # of vehicle	277	0	53	53	41	35	22	24	22	27	0	0
Average speed	38.8	#DIV/0!	37.3	38.3	39.7	36.1	40.0	38.5	38.0	45.3	#DIV/0!	#DIV/0!
St. Dev.	9.3	#DIV/0!	7.5	8.5	10.0	10.7	9.7	8.9	8.6	9.1	#DIV/0!	#DIV/0!
85th percentile	47.0	#NUM!	43.2	46.0	50.0	44.0	46.0	47.0	45.9	51.1	#NUM!	#NUM!
Min	14.0	0.0	23.0	20.0	19.0	14.0	25.0	22.0	18.0	31.0	0.0	0.0
Max	69.0	0.0	61.0	61.0	65.0	66.0	69.0	50.0	55.0	69.0	0.0	0.0
Range	55.0	0.0	38.0	41.0	46.0	52.0	44.0	28.0	37.0	38.0	0.0	0.0

Vehicle Speed (50-75 FT Vehicles)	Hour											
	Total	20:00-21:00	21:00-22:00	22:00-23:00	23:00-00:00	00:00-01:00	01:00-02:00	02:00-03:00	03:00-04:00	04:00-05:00	05:00-06:00	06:00-07:00
MPH												
< 10	0.0%	#DIV/0!	0.0%	0.0%	0.0%	0.0%	0.0%	0.0%	0.0%	0.0%	#DIV/0!	#DIV/0!
10-14	0.0%	#DIV/0!	0.0%	0.0%	0.0%	0.0%	0.0%	0.0%	0.0%	0.0%	#DIV/0!	#DIV/0!
15-19	0.6%	#DIV/0!	0.0%	0.0%	0.0%	5.0%	0.0%	0.0%	0.0%	0.0%	#DIV/0!	#DIV/0!
20-24	11.0%	#DIV/0!	8.1%	8.3%	13.6%	20.0%	20.0%	11.8%	7.7%	0.0%	#DIV/0!	#DIV/0!
25-29	22.1%	#DIV/0!	32.4%	25.0%	18.2%	20.0%	15.0%	29.4%	23.1%	0.0%	#DIV/0!	#DIV/0!
30-34	33.7%	#DIV/0!	29.7%	45.8%	54.5%	5.0%	35.0%	35.3%	30.8%	33.3%	#DIV/0!	#DIV/0!
35-39	21.5%	#DIV/0!	27.0%	20.8%	9.1%	35.0%	15.0%	17.6%	23.1%	20.0%	#DIV/0!	#DIV/0!
40-44	3.9%	#DIV/0!	0.0%	0.0%	4.5%	0.0%	0.0%	5.9%	11.5%	13.3%	#DIV/0!	#DIV/0!
45-49	5.5%	#DIV/0!	2.7%	0.0%	0.0%	10.0%	15.0%	0.0%	3.8%	20.0%	#DIV/0!	#DIV/0!
50-54	1.1%	#DIV/0!	0.0%	0.0%	0.0%	0.0%	0.0%	0.0%	0.0%	13.3%	#DIV/0!	#DIV/0!
55-59	0.0%	#DIV/0!	0.0%	0.0%	0.0%	0.0%	0.0%	0.0%	0.0%	0.0%	#DIV/0!	#DIV/0!
60-64	0.6%	#DIV/0!	0.0%	0.0%	0.0%	5.0%	0.0%	0.0%	0.0%	0.0%	#DIV/0!	#DIV/0!
65-69	0.0%	#DIV/0!	0.0%	0.0%	0.0%	0.0%	0.0%	0.0%	0.0%	0.0%	#DIV/0!	#DIV/0!
70-74	0.0%	#DIV/0!	0.0%	0.0%	0.0%	0.0%	0.0%	0.0%	0.0%	0.0%	#DIV/0!	#DIV/0!
>=75	0.0%	#DIV/0!	0.0%	0.0%	0.0%	0.0%	0.0%	0.0%	0.0%	0.0%	#DIV/0!	#DIV/0!
Total # of vehicle	181	0	37	24	22	20	20	17	26	15	0	0
Average speed	32.5	#DIV/0!	31.6	30.9	30.9	32.9	32.0	30.9	33.2	40.4	#DIV/0!	#DIV/0!
St. Dev.	6.8	#DIV/0!	5.8	4.3	4.5	10.3	7.9	4.7	6.5	6.4	#DIV/0!	#DIV/0!
85th percentile	38.0	#NUM!	37.6	36.0	34.0	40.1	39.9	35.6	39.8	47.8	#NUM!	#NUM!
Min	17.0	0.0	21.0	23.0	23.0	17.0	20.0	24.0	21.0	33.0	0.0	0.0
Max	60.0	0.0	49.0	39.0	42.0	60.0	48.0	41.0	45.0	51.0	0.0	0.0
Range	43.0	0.0	28.0	16.0	19.0	43.0	28.0	17.0	24.0	18.0	0.0	0.0



Vehicle Speed (+75 FT Vehicles)	Hour											
	Total	20:00-21:00	21:00-22:00	22:00-23:00	23:00-00:00	00:00-01:00	01:00-02:00	02:00-03:00	03:00-04:00	04:00-05:00	05:00-06:00	06:00-07:00
MPH												
< 10	0.0%	#DIV/0!	0.0%	0.0%	0.0%	0.0%	0.0%	0.0%	0.0%	0.0%	#DIV/0!	#DIV/0!
10-14	0.0%	#DIV/0!	0.0%	0.0%	0.0%	0.0%	0.0%	0.0%	0.0%	0.0%	#DIV/0!	#DIV/0!
15-19	0.0%	#DIV/0!	0.0%	0.0%	0.0%	0.0%	0.0%	0.0%	0.0%	0.0%	#DIV/0!	#DIV/0!
20-24	1.1%	#DIV/0!	0.0%	4.5%	0.0%	0.0%	0.0%	0.0%	0.0%	0.0%	#DIV/0!	#DIV/0!
25-29	4.6%	#DIV/0!	0.0%	4.5%	22.2%	0.0%	20.0%	0.0%	0.0%	0.0%	#DIV/0!	#DIV/0!
30-34	19.5%	#DIV/0!	20.0%	18.2%	11.1%	28.6%	20.0%	37.5%	11.8%	22.2%	#DIV/0!	#DIV/0!
35-39	32.2%	#DIV/0!	40.0%	45.5%	33.3%	14.3%	20.0%	37.5%	29.4%	11.1%	#DIV/0!	#DIV/0!
40-44	25.3%	#DIV/0!	30.0%	27.3%	22.2%	28.6%	20.0%	0.0%	35.3%	22.2%	#DIV/0!	#DIV/0!
45-49	10.3%	#DIV/0!	10.0%	0.0%	11.1%	14.3%	0.0%	0.0%	23.5%	22.2%	#DIV/0!	#DIV/0!
50-54	2.3%	#DIV/0!	0.0%	0.0%	0.0%	0.0%	20.0%	12.5%	0.0%	0.0%	#DIV/0!	#DIV/0!
55-59	3.4%	#DIV/0!	0.0%	0.0%	0.0%	14.3%	0.0%	12.5%	0.0%	11.1%	#DIV/0!	#DIV/0!
60-64	1.1%	#DIV/0!	0.0%	0.0%	0.0%	0.0%	0.0%	0.0%	0.0%	11.1%	#DIV/0!	#DIV/0!
65-69	0.0%	#DIV/0!	0.0%	0.0%	0.0%	0.0%	0.0%	0.0%	0.0%	0.0%	#DIV/0!	#DIV/0!
70-74	0.0%	#DIV/0!	0.0%	0.0%	0.0%	0.0%	0.0%	0.0%	0.0%	0.0%	#DIV/0!	#DIV/0!
>=75	0.0%	#DIV/0!	0.0%	0.0%	0.0%	0.0%	0.0%	0.0%	0.0%	0.0%	#DIV/0!	#DIV/0!
Total # of vehicle	87	0	10	22	9	7	5	8	17	9	0	0
Average speed	39.0	#DIV/0!	39.2	36.3	36.3	41.4	37.4	40.0	40.5	43.3	#DIV/0!	#DIV/0!
St. Dev.	7.1	#DIV/0!	4.3	5.0	7.2	9.0	8.9	9.6	5.1	10.2	#DIV/0!	#DIV/0!
85th percentile	45.1	#NUM!	43.3	41.7	41.6	47.2	44.4	49.4	46.2	53.2	#NUM!	#NUM!
Min	24.0	0.0	32.0	24.0	25.0	32.0	27.0	31.0	31.0	31.0	0.0	0.0
Max	62.0	0.0	46.0	43.0	47.0	58.0	51.0	59.0	49.0	62.0	0.0	0.0
Range	38.0	0.0	14.0	19.0	22.0	26.0	24.0	28.0	18.0	31.0	0.0	0.0

Day 10 2<sup>nd</sup> WZ

Vehicle Speed (all vehicles)	Hour											
	Total	20:00-21:00	21:00-22:00	22:00-23:00	23:00-00:00	00:00-01:00	01:00-02:00	02:00-03:00	03:00-04:00	04:00-05:00	05:00-06:00	06:00-07:00
MPH												
< 10	0.0%	#DIV/0!	0.0%	0.0%	0.0%	0.0%	0.0%	0.0%	0.0%	0.0%	#DIV/0!	#DIV/0!
10-14	0.8%	#DIV/0!	0.0%	0.0%	0.6%	0.7%	0.9%	0.8%	3.0%	2.3%	#DIV/0!	#DIV/0!
15-19	1.7%	#DIV/0!	0.0%	0.4%	1.7%	2.8%	1.8%	0.8%	5.3%	3.4%	#DIV/0!	#DIV/0!
20-24	3.6%	#DIV/0!	0.8%	1.2%	3.4%	7.1%	5.3%	2.4%	10.6%	2.3%	#DIV/0!	#DIV/0!
25-29	11.1%	#DIV/0!	5.4%	7.2%	16.9%	5.0%	11.4%	10.5%	30.3%	8.0%	#DIV/0!	#DIV/0!
30-34	19.5%	#DIV/0!	19.6%	15.1%	19.7%	22.7%	22.8%	23.4%	18.2%	18.4%	#DIV/0!	#DIV/0!
35-39	26.6%	#DIV/0!	21.3%	32.7%	22.5%	24.1%	28.1%	37.1%	18.9%	31.0%	#DIV/0!	#DIV/0!
40-44	16.6%	#DIV/0!	21.7%	21.5%	20.2%	13.5%	14.9%	12.9%	3.8%	12.6%	#DIV/0!	#DIV/0!
45-49	11.4%	#DIV/0!	15.8%	9.2%	8.4%	17.0%	9.6%	8.1%	9.1%	13.8%	#DIV/0!	#DIV/0!
50-54	4.8%	#DIV/0!	7.9%	5.6%	5.1%	2.8%	5.3%	1.6%	0.0%	8.0%	#DIV/0!	#DIV/0!
55-59	2.7%	#DIV/0!	5.4%	4.8%	0.0%	3.5%	0.0%	2.4%	0.8%	0.0%	#DIV/0!	#DIV/0!
60-64	1.2%	#DIV/0!	2.1%	2.4%	1.7%	0.7%	0.0%	0.0%	0.0%	0.0%	#DIV/0!	#DIV/0!
65-69	0.0%	#DIV/0!	0.0%	0.0%	0.0%	0.0%	0.0%	0.0%	0.0%	0.0%	#DIV/0!	#DIV/0!
70-74	0.0%	#DIV/0!	0.0%	0.0%	0.0%	0.0%	0.0%	0.0%	0.0%	0.0%	#DIV/0!	#DIV/0!
>=75	0.0%	#DIV/0!	0.0%	0.0%	0.0%	0.0%	0.0%	0.0%	0.0%	0.0%	#DIV/0!	#DIV/0!
Total # of vehicles	1267	0	240	251	178	141	114	124	132	87	0	0
Average speed	37.8	#DIV/0!	41.3	40.0	36.7	37.6	36.4	36.7	31.3	37.3	#DIV/0!	#DIV/0!
St. Dev.	8.9	#DIV/0!	8.5	8.3	8.4	9.4	8.1	7.4	8.8	8.8	#DIV/0!	#DIV/0!
85th percentile	46.6	#NUM!	50.4	48.1	44.7	47.3	44.4	44.0	39.9	45.9	#NUM!	#NUM!
Min	10.2	0.0	21.3	16.1	12.4	10.2	13.9	14.6	10.9	12.4	0.0	0.0
Max	64.4	0.0	64.4	64.4	63.7	61.5	53.3	58.5	57.0	54.0	0.0	0.0
Range	54.3	0.0	43.1	48.3	51.3	51.3	39.4	43.9	46.1	41.6	0.0	0.0

Vehicle Speed (0-25 FT Vehicles)	Hour											
	Total	20:00-21:00	21:00-22:00	22:00-23:00	23:00-00:00	00:00-01:00	01:00-02:00	02:00-03:00	03:00-04:00	04:00-05:00	05:00-06:00	06:00-07:00
MPH												
< 10	0.0%	#DIV/0!	0.0%	0.0%	0.0%	0.0%	0.0%	0.0%	0.0%	0.0%	#DIV/0!	#DIV/0!
10-14	0.5%	#DIV/0!	0.0%	0.0%	0.0%	1.3%	0.0%	0.0%	3.7%	0.0%	#DIV/0!	#DIV/0!
15-19	2.0%	#DIV/0!	0.0%	0.7%	2.2%	2.6%	3.4%	1.5%	5.6%	4.9%	#DIV/0!	#DIV/0!
20-24	4.6%	#DIV/0!	1.7%	0.7%	3.3%	10.3%	8.6%	3.1%	13.0%	4.9%	#DIV/0!	#DIV/0!
25-29	11.8%	#DIV/0!	8.3%	8.5%	22.8%	13.8%	8.6%	6.2%	31.5%	12.2%	#DIV/0!	#DIV/0!
30-34	18.9%	#DIV/0!	20.0%	13.4%	21.7%	20.5%	20.7%	26.2%	13.0%	19.5%	#DIV/0!	#DIV/0!
35-39	27.1%	#DIV/0!	20.8%	33.1%	26.1%	24.4%	32.8%	38.5%	16.7%	19.5%	#DIV/0!	#DIV/0!
40-44	16.0%	#DIV/0!	22.5%	21.8%	14.1%	15.4%	12.1%	12.3%	3.7%	9.8%	#DIV/0!	#DIV/0!
45-49	12.3%	#DIV/0!	18.3%	9.2%	7.6%	16.7%	8.6%	9.2%	13.0%	17.1%	#DIV/0!	#DIV/0!
50-54	3.7%	#DIV/0!	5.8%	4.2%	2.2%	1.3%	5.2%	0.0%	0.0%	12.2%	#DIV/0!	#DIV/0!
55-59	2.6%	#DIV/0!	2.5%	6.3%	0.0%	3.8%	0.0%	3.1%	0.0%	0.0%	#DIV/0!	#DIV/0!
60-64	0.5%	#DIV/0!	0.0%	2.1%	0.0%	0.0%	0.0%	0.0%	0.0%	0.0%	#DIV/0!	#DIV/0!
65-69	0.0%	#DIV/0!	0.0%	0.0%	0.0%	0.0%	0.0%	0.0%	0.0%	0.0%	#DIV/0!	#DIV/0!
70-74	0.0%	#DIV/0!	0.0%	0.0%	0.0%	0.0%	0.0%	0.0%	0.0%	0.0%	#DIV/0!	#DIV/0!
>=75	0.0%	#DIV/0!	0.0%	0.0%	0.0%	0.0%	0.0%	0.0%	0.0%	0.0%	#DIV/0!	#DIV/0!
Total # of vehicles	650	0	120	142	92	78	58	65	54	41	0	0
Average speed	37.3	#DIV/0!	39.6	40.0	34.9	36.9	36.1	36.9	30.9	37.3	#DIV/0!	#DIV/0!
St. Dev.	8.6	#DIV/0!	7.6	8.5	7.1	9.4	8.3	7.4	9.0	9.5	#DIV/0!	#DIV/0!
85th percentile	45.9	#NUM!	47.3	48.1	42.4	45.9	44.0	43.9	40.6	47.3	#NUM!	#NUM!
Min	10.2	0.0	21.3	16.1	19.1	10.2	18.3	16.9	10.9	17.6	0.0	0.0
Max	64.4	0.0	57.7	64.4	51.8	57.0	52.5	58.5	49.6	53.3	0.0	0.0
Range	54.3	0.0	36.4	48.3	32.7	46.8	34.2	41.6	38.7	35.7	0.0	0.0

Vehicle Speed (25-50 FT Vehicles)	Hour											
	Total	20:00-21:00	21:00-22:00	22:00-23:00	23:00-00:00	00:00-01:00	01:00-02:00	02:00-03:00	03:00-04:00	04:00-05:00	05:00-06:00	06:00-07:00
MPH												
< 10	0.0%	#DIV/0!	0.0%	0.0%	0.0%	0.0%	0.0%	0.0%	0.0%	0.0%	#DIV/0!	#DIV/0!
10-14	2.0%	#DIV/0!	0.0%	0.0%	1.8%	0.0%	3.2%	3.3%	5.7%	8.3%	#DIV/0!	#DIV/0!
15-19	1.7%	#DIV/0!	0.0%	0.0%	1.8%	3.1%	0.0%	0.0%	8.6%	4.2%	#DIV/0!	#DIV/0!
20-24	0.6%	#DIV/0!	0.0%	0.0%	0.0%	0.0%	0.0%	0.0%	5.7%	0.0%	#DIV/0!	#DIV/0!
25-29	7.0%	#DIV/0!	0.0%	5.0%	8.9%	3.1%	9.7%	3.3%	28.6%	4.2%	#DIV/0!	#DIV/0!
30-34	18.6%	#DIV/0!	18.2%	18.3%	16.1%	21.9%	22.6%	20.0%	20.0%	12.5%	#DIV/0!	#DIV/0!
35-39	28.4%	#DIV/0!	19.5%	33.3%	25.0%	31.3%	29.0%	50.0%	17.1%	37.5%	#DIV/0!	#DIV/0!
40-44	18.3%	#DIV/0!	23.4%	20.0%	28.6%	9.4%	16.1%	13.3%	2.9%	16.7%	#DIV/0!	#DIV/0!
45-49	11.6%	#DIV/0!	14.3%	10.0%	5.4%	21.9%	16.1%	6.7%	11.4%	8.3%	#DIV/0!	#DIV/0!
50-54	7.2%	#DIV/0!	11.7%	8.3%	8.9%	6.3%	3.2%	3.3%	0.0%	8.3%	#DIV/0!	#DIV/0!
55-59	2.6%	#DIV/0!	7.8%	3.3%	0.0%	3.1%	0.0%	0.0%	0.0%	0.0%	#DIV/0!	#DIV/0!
60-64	2.0%	#DIV/0!	5.2%	1.7%	3.6%	0.0%	0.0%	0.0%	0.0%	0.0%	#DIV/0!	#DIV/0!
65-69	0.0%	#DIV/0!	0.0%	0.0%	0.0%	0.0%	0.0%	0.0%	0.0%	0.0%	#DIV/0!	#DIV/0!
70-74	0.0%	#DIV/0!	0.0%	0.0%	0.0%	0.0%	0.0%	0.0%	0.0%	0.0%	#DIV/0!	#DIV/0!
>=75	0.0%	#DIV/0!	0.0%	0.0%	0.0%	0.0%	0.0%	0.0%	0.0%	0.0%	#DIV/0!	#DIV/0!
Total # of vehicle	345	0	77	60	56	32	31	30	35	24	0	0
Average speed	39.1	#DIV/0!	43.9	40.4	38.7	39.8	37.3	37.2	31.0	36.7	#DIV/0!	#DIV/0!
St. Dev.	9.3	#DIV/0!	9.1	7.5	9.1	8.5	8.0	6.3	9.8	10.4	#DIV/0!	#DIV/0!
85th percentile	48.1	#NUM!	53.7	48.3	45.1	46.9	45.9	41.1	39.8	45.2	#NUM!	#NUM!
Min	10.9	0.0	30.2	27.3	12.4	16.9	13.9	14.6	10.9	12.4	0.0	0.0
Max	64.4	0.0	64.4	63.7	63.7	57.0	51.8	51.1	49.6	54.0	0.0	0.0
Range	53.5	0.0	34.2	36.4	51.3	40.1	37.9	36.4	38.7	41.6	0.0	0.0

Vehicle Speed (50-75 FT Vehicles)	Hour											
	Total	20:00-21:00	21:00-22:00	22:00-23:00	23:00-00:00	00:00-01:00	01:00-02:00	02:00-03:00	03:00-04:00	04:00-05:00	05:00-06:00	06:00-07:00
MPH												
< 10	0.0%	#DIV/0!	0.0%	0.0%	0.0%	0.0%	0.0%	0.0%	0.0%	0.0%	#DIV/0!	#DIV/0!
10-14	0.0%	#DIV/0!	0.0%	0.0%	0.0%	0.0%	0.0%	0.0%	0.0%	0.0%	#DIV/0!	#DIV/0!
15-19	1.7%	#DIV/0!	0.0%	0.0%	0.0%	5.9%	0.0%	0.0%	8.3%	0.0%	#DIV/0!	#DIV/0!
20-24	8.5%	#DIV/0!	0.0%	7.7%	14.3%	11.8%	0.0%	7.1%	25.0%	0.0%	#DIV/0!	#DIV/0!
25-29	21.2%	#DIV/0!	17.6%	7.7%	21.4%	17.6%	40.0%	42.9%	25.0%	12.5%	#DIV/0!	#DIV/0!
30-34	21.2%	#DIV/0!	23.5%	19.2%	14.3%	29.4%	20.0%	14.3%	25.0%	25.0%	#DIV/0!	#DIV/0!
35-39	21.2%	#DIV/0!	29.4%	30.8%	7.1%	17.6%	10.0%	21.4%	16.7%	25.0%	#DIV/0!	#DIV/0!
40-44	11.0%	#DIV/0!	11.8%	11.5%	21.4%	11.8%	10.0%	7.1%	0.0%	12.5%	#DIV/0!	#DIV/0!
45-49	6.8%	#DIV/0!	5.9%	7.7%	14.3%	0.0%	0.0%	7.1%	0.0%	25.0%	#DIV/0!	#DIV/0!
50-54	5.1%	#DIV/0!	5.9%	7.7%	7.1%	0.0%	20.0%	0.0%	0.0%	0.0%	#DIV/0!	#DIV/0!
55-59	1.7%	#DIV/0!	5.9%	3.8%	0.0%	0.0%	0.0%	0.0%	0.0%	0.0%	#DIV/0!	#DIV/0!
60-64	1.7%	#DIV/0!	0.0%	3.8%	0.0%	5.9%	0.0%	0.0%	0.0%	0.0%	#DIV/0!	#DIV/0!
65-69	0.0%	#DIV/0!	0.0%	0.0%	0.0%	0.0%	0.0%	0.0%	0.0%	0.0%	#DIV/0!	#DIV/0!
70-74	0.0%	#DIV/0!	0.0%	0.0%	0.0%	0.0%	0.0%	0.0%	0.0%	0.0%	#DIV/0!	#DIV/0!
>=75	0.0%	#DIV/0!	0.0%	0.0%	0.0%	0.0%	0.0%	0.0%	0.0%	0.0%	#DIV/0!	#DIV/0!
Total # of vehicle	118	0	17	26	14	17	10	14	12	8	0	0
Average speed	35.5	#DIV/0!	38.1	38.6	36.6	33.2	35.9	32.5	28.4	38.0	#DIV/0!	#DIV/0!
St. Dev.	9.1	#DIV/0!	8.2	9.9	9.6	10.2	10.0	6.2	6.4	6.2	#DIV/0!	#DIV/0!
85th percentile	44.7	#NUM!	44.5	49.4	46.0	41.1	48.0	37.2	34.7	45.7	#NUM!	#NUM!
Min	17.6	0.0	25.8	21.3	22.8	18.3	26.5	23.6	17.6	28.8	0.0	0.0
Max	61.5	0.0	55.5	61.5	54.0	61.5	53.3	45.1	37.7	45.9	0.0	0.0
Range	43.9	0.0	29.7	40.1	31.2	43.1	26.8	21.6	20.1	17.1	0.0	0.0

Vehicle Speed (+75 FT Vehicles)	Hour											
	Total	20:00-21:00	21:00-22:00	22:00-23:00	23:00-00:00	00:00-01:00	01:00-02:00	02:00-03:00	03:00-04:00	04:00-05:00	05:00-06:00	06:00-07:00
MPH												
< 10	0.0%	#DIV/0!	0.0%	0.0%	0.0%	0.0%	0.0%	0.0%	0.0%	0.0%	#DIV/0!	#DIV/0!
10-14	0.0%	#DIV/0!	0.0%	0.0%	0.0%	0.0%	0.0%	0.0%	0.0%	0.0%	#DIV/0!	#DIV/0!
15-19	0.0%	#DIV/0!	0.0%	0.0%	0.0%	0.0%	0.0%	0.0%	0.0%	0.0%	#DIV/0!	#DIV/0!
20-24	2.6%	#DIV/0!	0.0%	0.0%	6.3%	0.0%	6.7%	0.0%	6.5%	0.0%	#DIV/0!	#DIV/0!
25-29	9.7%	#DIV/0!	0.0%	4.3%	6.3%	0.0%	6.7%	13.3%	32.3%	0.0%	#DIV/0!	#DIV/0!
30-34	22.7%	#DIV/0!	19.2%	13.0%	25.0%	28.6%	33.3%	26.7%	22.6%	21.4%	#DIV/0!	#DIV/0!
35-39	24.7%	#DIV/0!	23.1%	30.4%	6.3%	14.3%	20.0%	20.0%	25.8%	57.1%	#DIV/0!	#DIV/0!
40-44	19.5%	#DIV/0!	19.2%	34.8%	25.0%	14.3%	26.7%	20.0%	6.5%	14.3%	#DIV/0!	#DIV/0!
45-49	11.0%	#DIV/0!	15.4%	8.7%	18.8%	28.6%	6.7%	6.7%	3.2%	7.1%	#DIV/0!	#DIV/0!
50-54	3.9%	#DIV/0!	7.7%	4.3%	6.3%	7.1%	0.0%	6.7%	0.0%	0.0%	#DIV/0!	#DIV/0!
55-59	3.9%	#DIV/0!	11.5%	0.0%	0.0%	7.1%	0.0%	6.7%	3.2%	0.0%	#DIV/0!	#DIV/0!
60-64	1.9%	#DIV/0!	3.8%	4.3%	6.3%	0.0%	0.0%	0.0%	0.0%	0.0%	#DIV/0!	#DIV/0!
65-69	0.0%	#DIV/0!	0.0%	0.0%	0.0%	0.0%	0.0%	0.0%	0.0%	0.0%	#DIV/0!	#DIV/0!
70-74	0.0%	#DIV/0!	0.0%	0.0%	0.0%	0.0%	0.0%	0.0%	0.0%	0.0%	#DIV/0!	#DIV/0!
>=75	0.0%	#DIV/0!	0.0%	0.0%	0.0%	0.0%	0.0%	0.0%	0.0%	0.0%	#DIV/0!	#DIV/0!
Total # of vehicle	154	0	26	23	16	14	15	15	31	14	0	0
Average speed	38.9	#DIV/0!	43.6	40.6	40.1	41.7	35.9	39.1	33.6	37.8	#DIV/0!	#DIV/0!
St. Dev.	8.5	#DIV/0!	8.6	7.4	10.0	8.6	6.5	9.2	7.6	4.3	#DIV/0!	#DIV/0!
85th percentile	46.6	#NUM!	52.4	45.4	48.8	49.6	42.0	46.4	39.9	41.5	#NUM!	#NUM!
Min	21.3	0.0	31.0	28.0	22.1	30.2	24.3	27.3	21.3	30.2	0.0	0.0
Max	63.7	0.0	61.5	63.7	61.5	57.0	45.9	57.0	57.0	45.9	0.0	0.0
Range	42.4	0.0	30.5	35.7	39.4	26.8	21.6	29.7	35.7	15.6	0.0	0.0

Day 10 3<sup>rd</sup> WZ

Vehicle Speed (all vehicles)	Hour											
	Total	20:00-21:00	21:00-22:00	22:00-23:00	23:00-00:00	00:00-01:00	01:00-02:00	02:00-03:00	03:00-04:00	04:00-05:00	05:00-06:00	06:00-07:00
MPH												
< 10	0.0%	#DIV/0!	0.0%	0.0%	0.0%	0.0%	0.0%	0.0%	0.0%	0.0%	#DIV/0!	#DIV/0!
10-14	0.2%	#DIV/0!	0.4%	0.0%	0.0%	0.0%	0.0%	0.8%	0.9%	0.0%	#DIV/0!	#DIV/0!
15-19	0.3%	#DIV/0!	0.0%	0.0%	0.0%	0.0%	1.1%	0.8%	0.9%	1.0%	#DIV/0!	#DIV/0!
20-24	0.7%	#DIV/0!	0.4%	0.4%	0.0%	0.8%	2.2%	1.7%	0.0%	1.0%	#DIV/0!	#DIV/0!
25-29	2.1%	#DIV/0!	2.7%	0.8%	0.7%	1.6%	0.0%	5.0%	0.9%	5.9%	#DIV/0!	#DIV/0!
30-34	6.1%	#DIV/0!	7.6%	5.7%	3.3%	4.0%	5.4%	8.3%	7.8%	5.9%	#DIV/0!	#DIV/0!
35-39	15.1%	#DIV/0!	18.2%	12.7%	4.6%	9.6%	20.7%	19.8%	23.5%	15.8%	#DIV/0!	#DIV/0!
40-44	18.9%	#DIV/0!	18.9%	17.2%	21.6%	20.0%	21.7%	17.4%	20.9%	14.9%	#DIV/0!	#DIV/0!
45-49	21.4%	#DIV/0!	20.8%	23.4%	20.3%	24.0%	21.7%	20.7%	14.8%	24.8%	#DIV/0!	#DIV/0!
50-54	17.7%	#DIV/0!	14.4%	18.9%	24.2%	20.0%	15.2%	12.4%	20.0%	16.8%	#DIV/0!	#DIV/0!
55-59	8.7%	#DIV/0!	9.1%	9.8%	11.1%	9.6%	4.3%	9.9%	4.3%	7.9%	#DIV/0!	#DIV/0!
60-64	5.3%	#DIV/0!	3.8%	8.2%	8.5%	6.4%	3.3%	1.7%	4.3%	3.0%	#DIV/0!	#DIV/0!
65-69	1.7%	#DIV/0!	1.9%	2.0%	2.0%	3.2%	2.2%	0.0%	0.9%	1.0%	#DIV/0!	#DIV/0!
70-74	0.8%	#DIV/0!	0.8%	0.4%	3.3%	0.0%	0.0%	0.8%	0.0%	1.0%	#DIV/0!	#DIV/0!
>=75	0.9%	#DIV/0!	1.1%	0.4%	0.7%	0.8%	2.2%	0.8%	0.9%	1.0%	#DIV/0!	#DIV/0!
Total # of vehicles	1215	0	264	244	153	125	92	121	115	101	0	0
Average speed	46.7	#DIV/0!	45.8	48.1	50.2	48.3	45.7	43.5	44.5	45.0	#DIV/0!	#DIV/0!
St. Dev.	9.8	#DIV/0!	9.7	9.2	9.0	9.1	10.4	9.9	9.5	10.2	#DIV/0!	#DIV/0!
85th percentile	55.8	#NUM!	55.8	58.1	58.3	57.4	54.6	54.6	53.5	53.5	#NUM!	#NUM!
Min	10.0	0.0	14.6	24.9	28.3	21.5	18.0	10.0	14.6	18.0	0.0	0.0
Max	84.4	0.0	78.6	80.9	84.4	77.5	84.4	74.1	77.5	80.9	0.0	0.0
Range	74.3	0.0	64.0	56.0	56.0	56.0	66.3	64.0	62.9	62.9	0.0	0.0

Vehicle Speed (0-25 FT Vehicles)	Hour											
	Total	20:00-21:00	21:00-22:00	22:00-23:00	23:00-00:00	00:00-01:00	01:00-02:00	02:00-03:00	03:00-04:00	04:00-05:00	05:00-06:00	06:00-07:00
MPH												
< 10	0.0%	#DIV/0!	0.0%	0.0%	0.0%	0.0%	0.0%	0.0%	0.0%	0.0%	#DIV/0!	#DIV/0!
10-14	0.2%	#DIV/0!	0.7%	0.0%	0.0%	0.0%	0.0%	0.0%	0.0%	0.0%	#DIV/0!	#DIV/0!
15-19	0.3%	#DIV/0!	0.0%	0.0%	0.0%	0.0%	0.0%	0.0%	2.1%	2.0%	#DIV/0!	#DIV/0!
20-24	1.2%	#DIV/0!	0.7%	0.8%	0.0%	1.7%	2.9%	3.4%	0.0%	2.0%	#DIV/0!	#DIV/0!
25-29	2.7%	#DIV/0!	4.1%	0.8%	1.5%	3.4%	0.0%	3.4%	2.1%	6.0%	#DIV/0!	#DIV/0!
30-34	6.5%	#DIV/0!	10.9%	6.5%	3.0%	1.7%	0.0%	6.8%	8.3%	6.0%	#DIV/0!	#DIV/0!
35-39	16.4%	#DIV/0!	21.1%	15.4%	3.0%	10.3%	22.9%	15.3%	20.8%	22.0%	#DIV/0!	#DIV/0!
40-44	19.9%	#DIV/0!	17.7%	13.0%	25.4%	20.7%	28.6%	20.3%	29.2%	20.0%	#DIV/0!	#DIV/0!
45-49	20.4%	#DIV/0!	19.0%	27.6%	22.4%	19.0%	22.9%	22.0%	8.3%	14.0%	#DIV/0!	#DIV/0!
50-54	14.0%	#DIV/0!	10.2%	16.3%	14.9%	17.2%	11.4%	11.9%	20.8%	12.0%	#DIV/0!	#DIV/0!
55-59	9.7%	#DIV/0!	8.2%	8.1%	11.9%	15.5%	8.6%	13.6%	6.3%	8.0%	#DIV/0!	#DIV/0!
60-64	5.8%	#DIV/0!	3.4%	9.8%	11.9%	5.2%	2.9%	3.4%	2.1%	4.0%	#DIV/0!	#DIV/0!
65-69	1.7%	#DIV/0!	2.7%	0.8%	1.5%	5.2%	0.0%	0.0%	0.0%	2.0%	#DIV/0!	#DIV/0!
70-74	0.9%	#DIV/0!	0.7%	0.8%	3.0%	0.0%	0.0%	0.0%	0.0%	2.0%	#DIV/0!	#DIV/0!
>=75	0.3%	#DIV/0!	0.7%	0.0%	1.5%	0.0%	0.0%	0.0%	0.0%	0.0%	#DIV/0!	#DIV/0!
Total # of vehicles	587	0	147	123	67	58	35	59	48	50	0	0
Average speed	46.1	#DIV/0!	44.4	47.5	50.3	48.2	44.9	45.1	43.5	43.9	#DIV/0!	#DIV/0!
St. Dev.	9.9	#DIV/0!	10.2	9.2	9.8	9.8	8.3	9.5	8.8	10.9	#DIV/0!	#DIV/0!
85th percentile	55.8	#NUM!	55.8	57.7	61.5	58.1	53.5	55.8	53.4	55.4	#NUM!	#NUM!
Min	14.6	0.0	14.6	24.9	28.3	21.5	20.3	23.7	16.9	18.0	0.0	0.0
Max	84.4	0.0	76.4	70.6	84.4	68.4	63.8	64.9	62.6	72.9	0.0	0.0
Range	69.8	0.0	61.8	45.7	56.0	46.9	43.5	41.2	45.7	54.9	0.0	0.0

Vehicle Speed (25-50 FT Vehicles)	Hour											
	Total	20:00-21:00	21:00-22:00	22:00-23:00	23:00-00:00	00:00-01:00	01:00-02:00	02:00-03:00	03:00-04:00	04:00-05:00	05:00-06:00	06:00-07:00
MPH												
< 10	0.0%	#DIV/0!	0.0%	0.0%	0.0%	0.0%	0.0%	0.0%	0.0%	0.0%	#DIV/0!	#DIV/0!
10-14	0.3%	#DIV/0!	0.0%	0.0%	0.0%	0.0%	0.0%	3.2%	0.0%	0.0%	#DIV/0!	#DIV/0!
15-19	0.6%	#DIV/0!	0.0%	0.0%	0.0%	0.0%	4.2%	3.2%	0.0%	0.0%	#DIV/0!	#DIV/0!
20-24	0.3%	#DIV/0!	0.0%	0.0%	0.0%	0.0%	4.2%	0.0%	0.0%	0.0%	#DIV/0!	#DIV/0!
25-29	1.6%	#DIV/0!	1.6%	1.7%	0.0%	0.0%	0.0%	6.5%	0.0%	4.0%	#DIV/0!	#DIV/0!
30-34	3.4%	#DIV/0!	3.1%	3.3%	1.9%	10.8%	0.0%	0.0%	3.8%	4.0%	#DIV/0!	#DIV/0!
35-39	12.5%	#DIV/0!	9.4%	8.3%	9.4%	10.8%	20.8%	16.1%	26.9%	12.0%	#DIV/0!	#DIV/0!
40-44	17.8%	#DIV/0!	20.3%	21.7%	18.9%	13.5%	20.8%	12.9%	19.2%	8.0%	#DIV/0!	#DIV/0!
45-49	25.0%	#DIV/0!	28.1%	21.7%	13.2%	29.7%	25.0%	32.3%	19.2%	40.0%	#DIV/0!	#DIV/0!
50-54	20.3%	#DIV/0!	20.3%	23.3%	28.3%	27.0%	12.5%	6.5%	19.2%	12.0%	#DIV/0!	#DIV/0!
55-59	8.8%	#DIV/0!	10.9%	10.0%	13.2%	0.0%	4.2%	12.9%	0.0%	12.0%	#DIV/0!	#DIV/0!
60-64	4.7%	#DIV/0!	1.6%	5.0%	7.5%	8.1%	4.2%	0.0%	7.7%	4.0%	#DIV/0!	#DIV/0!
65-69	1.6%	#DIV/0!	1.6%	3.3%	1.9%	0.0%	4.2%	0.0%	0.0%	0.0%	#DIV/0!	#DIV/0!
70-74	1.3%	#DIV/0!	0.0%	0.0%	5.7%	0.0%	0.0%	3.2%	0.0%	0.0%	#DIV/0!	#DIV/0!
>=75	1.9%	#DIV/0!	3.1%	1.7%	0.0%	0.0%	0.0%	3.2%	3.8%	4.0%	#DIV/0!	#DIV/0!
Total # of vehicle	320	0	64	60	53	37	24	31	26	25	0	0
Average speed	47.8	#DIV/0!	48.0	49.0	50.9	47.0	45.0	44.1	46.2	47.9	#DIV/0!	#DIV/0!
St. Dev.	9.7	#DIV/0!	9.0	9.3	9.0	7.6	10.9	12.3	9.9	10.6	#DIV/0!	#DIV/0!
85th percentile	56.1	#NUM!	56.4	58.1	59.4	52.3	54.6	55.0	52.6	55.8	#NUM!	#NUM!
Min	10.0	0.0	26.0	29.5	31.8	31.8	18.0	10.0	32.9	27.2	0.0	0.0
Max	80.9	0.0	78.6	80.9	72.9	64.9	66.1	74.1	77.5	80.9	0.0	0.0
Range	70.9	0.0	52.6	51.5	41.2	33.2	48.0	64.0	44.6	53.8	0.0	0.0

Vehicle Speed (50-75 FT Vehicles)	Hour											
	Total	20:00-21:00	21:00-22:00	22:00-23:00	23:00-00:00	00:00-01:00	01:00-02:00	02:00-03:00	03:00-04:00	04:00-05:00	05:00-06:00	06:00-07:00
MPH												
< 10	0.0%	#DIV/0!	0.0%	0.0%	0.0%	0.0%	0.0%	0.0%	0.0%	0.0%	#DIV/0!	#DIV/0!
10-14	0.5%	#DIV/0!	0.0%	0.0%	0.0%	0.0%	0.0%	0.0%	5.6%	0.0%	#DIV/0!	#DIV/0!
15-19	0.0%	#DIV/0!	0.0%	0.0%	0.0%	0.0%	0.0%	0.0%	0.0%	0.0%	#DIV/0!	#DIV/0!
20-24	0.0%	#DIV/0!	0.0%	0.0%	0.0%	0.0%	0.0%	0.0%	0.0%	0.0%	#DIV/0!	#DIV/0!
25-29	1.6%	#DIV/0!	0.0%	0.0%	0.0%	0.0%	0.0%	8.7%	0.0%	6.7%	#DIV/0!	#DIV/0!
30-34	10.4%	#DIV/0!	6.5%	8.3%	4.5%	0.0%	19.2%	26.1%	11.1%	6.7%	#DIV/0!	#DIV/0!
35-39	14.1%	#DIV/0!	12.9%	8.3%	0.0%	9.5%	15.4%	30.4%	27.8%	13.3%	#DIV/0!	#DIV/0!
40-44	19.8%	#DIV/0!	29.0%	16.7%	22.7%	28.6%	19.2%	17.4%	5.6%	13.3%	#DIV/0!	#DIV/0!
45-49	23.4%	#DIV/0!	22.6%	13.9%	36.4%	33.3%	23.1%	8.7%	33.3%	26.7%	#DIV/0!	#DIV/0!
50-54	20.3%	#DIV/0!	19.4%	27.8%	22.7%	23.8%	19.2%	8.7%	11.1%	26.7%	#DIV/0!	#DIV/0!
55-59	6.8%	#DIV/0!	9.7%	13.9%	9.1%	4.8%	0.0%	0.0%	5.6%	6.7%	#DIV/0!	#DIV/0!
60-64	1.6%	#DIV/0!	0.0%	5.6%	4.5%	0.0%	0.0%	0.0%	0.0%	0.0%	#DIV/0!	#DIV/0!
65-69	1.0%	#DIV/0!	0.0%	5.6%	0.0%	0.0%	0.0%	0.0%	0.0%	0.0%	#DIV/0!	#DIV/0!
70-74	0.0%	#DIV/0!	0.0%	0.0%	0.0%	0.0%	0.0%	0.0%	0.0%	0.0%	#DIV/0!	#DIV/0!
>=75	0.5%	#DIV/0!	0.0%	0.0%	0.0%	0.0%	3.8%	0.0%	0.0%	0.0%	#DIV/0!	#DIV/0!
Total # of vehicle	192	0	31	36	22	21	26	23	18	15	0	0
Average speed	45.2	#DIV/0!	45.4	49.0	48.4	46.5	44.8	38.1	42.4	44.3	#DIV/0!	#DIV/0!
St. Dev.	8.5	#DIV/0!	6.7	9.5	6.5	5.0	9.7	6.5	10.3	8.0	#DIV/0!	#DIV/0!
85th percentile	53.5	#NUM!	52.9	56.6	54.5	51.2	52.6	45.1	51.5	51.1	#NUM!	#NUM!
Min	14.6	0.0	31.8	30.6	32.9	36.3	32.9	27.2	14.6	28.3	0.0	0.0
Max	78.6	0.0	55.8	69.5	62.6	56.9	78.6	50.1	59.2	56.9	0.0	0.0
Range	64.0	0.0	24.0	38.9	29.7	20.6	45.7	22.9	44.6	28.6	0.0	0.0

Vehicle Speed (+75 FT Vehicles)	Hour											
	Total	20:00-21:00	21:00-22:00	22:00-23:00	23:00-00:00	00:00-01:00	01:00-02:00	02:00-03:00	03:00-04:00	04:00-05:00	05:00-06:00	06:00-07:00
MPH												
< 10	0.0%	#DIV/0!	0.0%	0.0%	0.0%	0.0%	0.0%	0.0%	0.0%	0.0%	#DIV/0!	#DIV/0!
10-14	0.0%	#DIV/0!	0.0%	0.0%	0.0%	0.0%	0.0%	0.0%	0.0%	0.0%	#DIV/0!	#DIV/0!
15-19	0.0%	#DIV/0!	0.0%	0.0%	0.0%	0.0%	0.0%	0.0%	0.0%	0.0%	#DIV/0!	#DIV/0!
20-24	0.0%	#DIV/0!	0.0%	0.0%	0.0%	0.0%	0.0%	0.0%	0.0%	0.0%	#DIV/0!	#DIV/0!
25-29	0.9%	#DIV/0!	0.0%	0.0%	0.0%	0.0%	0.0%	0.0%	0.0%	9.1%	#DIV/0!	#DIV/0!
30-34	4.3%	#DIV/0!	0.0%	4.0%	9.1%	0.0%	0.0%	0.0%	8.7%	9.1%	#DIV/0!	#DIV/0!
35-39	18.1%	#DIV/0!	31.8%	16.0%	0.0%	0.0%	28.6%	37.5%	21.7%	0.0%	#DIV/0!	#DIV/0!
40-44	15.5%	#DIV/0!	9.1%	28.0%	9.1%	22.2%	0.0%	12.5%	17.4%	9.1%	#DIV/0!	#DIV/0!
45-49	12.9%	#DIV/0!	9.1%	20.0%	9.1%	11.1%	0.0%	0.0%	8.7%	36.4%	#DIV/0!	#DIV/0!
50-54	25.0%	#DIV/0!	18.2%	8.0%	63.6%	0.0%	28.6%	50.0%	26.1%	36.4%	#DIV/0!	#DIV/0!
55-59	6.9%	#DIV/0!	9.1%	12.0%	0.0%	22.2%	0.0%	0.0%	4.3%	0.0%	#DIV/0!	#DIV/0!
60-64	10.3%	#DIV/0!	18.2%	12.0%	0.0%	22.2%	14.3%	0.0%	8.7%	0.0%	#DIV/0!	#DIV/0!
65-69	3.4%	#DIV/0!	0.0%	0.0%	9.1%	11.1%	14.3%	0.0%	4.3%	0.0%	#DIV/0!	#DIV/0!
70-74	0.9%	#DIV/0!	4.5%	0.0%	0.0%	0.0%	0.0%	0.0%	0.0%	0.0%	#DIV/0!	#DIV/0!
>=75	1.7%	#DIV/0!	0.0%	0.0%	0.0%	11.1%	14.3%	0.0%	0.0%	0.0%	#DIV/0!	#DIV/0!
Total # of vehicle	116	0	22	25	11	9	7	8	23	11	0	0
Average speed	48.9	#DIV/0!	49.7	47.3	50.2	58.4	56.3	45.3	46.6	44.5	#DIV/0!	#DIV/0!
St. Dev.	10.4	#DIV/0!	10.7	8.9	7.9	11.8	16.6	6.2	9.5	8.7	#DIV/0!	#DIV/0!
85th percentile	60.3	#NUM!	62.6	58.1	52.9	68.6	68.9	51.2	56.2	51.2	#NUM!	#NUM!
Min	26.0	0.0	35.2	34.0	32.9	44.3	36.3	36.3	32.9	26.0	0.0	0.0
Max	84.4	0.0	70.6	63.8	66.1	77.5	84.4	51.2	67.2	53.5	0.0	0.0
Range	58.3	0.0	35.5	29.7	33.2	33.2	48.0	14.9	34.3	27.4	0.0	0.0

Day 11 Before RWA

Not available



Day 11 RWA

Not available

Day 11 Beginning of Taper

Vehicle Speed (all vehicles)	Hour											
	Total	20:00-21:00	21:00-22:00	22:00-23:00	23:00-00:00	00:00-01:00	01:00-02:00	02:00-03:00	03:00-04:00	04:00-05:00	05:00-06:00	06:00-07:00
MPH												
< 10	0.0%	#DIV/0!	0.0%	0.0%	0.0%	0.0%	0.0%	0.0%	0.0%	0.0%	#DIV/0!	#DIV/0!
10-14	0.0%	#DIV/0!	0.0%	0.0%	0.0%	0.0%	0.0%	0.0%	0.0%	0.0%	#DIV/0!	#DIV/0!
15-19	0.0%	#DIV/0!	0.0%	0.0%	0.0%	0.0%	0.0%	0.0%	0.0%	0.0%	#DIV/0!	#DIV/0!
20-24	0.2%	#DIV/0!	0.3%	0.0%	0.0%	0.5%	0.0%	0.0%	0.8%	0.0%	#DIV/0!	#DIV/0!
25-29	1.7%	#DIV/0!	1.4%	2.4%	1.7%	1.0%	2.2%	1.7%	2.4%	0.7%	#DIV/0!	#DIV/0!
30-34	1.6%	#DIV/0!	1.1%	1.0%	2.5%	2.1%	2.2%	0.8%	1.6%	1.4%	#DIV/0!	#DIV/0!
35-39	3.3%	#DIV/0!	2.3%	3.0%	3.8%	2.6%	5.0%	4.2%	4.1%	3.5%	#DIV/0!	#DIV/0!
40-44	7.0%	#DIV/0!	7.1%	7.8%	5.9%	4.7%	7.9%	6.7%	11.4%	5.6%	#DIV/0!	#DIV/0!
45-49	12.9%	#DIV/0!	14.2%	13.2%	7.6%	12.0%	16.5%	10.8%	16.3%	14.0%	#DIV/0!	#DIV/0!
50-54	21.3%	#DIV/0!	19.3%	20.9%	25.3%	15.7%	20.1%	26.7%	20.3%	25.2%	#DIV/0!	#DIV/0!
55-59	18.2%	#DIV/0!	13.9%	17.6%	19.4%	24.1%	15.8%	25.0%	17.1%	17.5%	#DIV/0!	#DIV/0!
60-64	15.4%	#DIV/0!	17.9%	14.5%	12.7%	18.3%	19.4%	8.3%	13.8%	14.7%	#DIV/0!	#DIV/0!
65-69	10.3%	#DIV/0!	9.9%	11.1%	11.4%	12.6%	6.5%	10.8%	9.8%	8.4%	#DIV/0!	#DIV/0!
70-74	3.8%	#DIV/0!	6.0%	4.1%	4.2%	2.6%	2.2%	0.8%	0.8%	5.6%	#DIV/0!	#DIV/0!
>=75	4.4%	#DIV/0!	6.5%	4.4%	5.5%	3.7%	2.2%	4.2%	1.6%	3.5%	#DIV/0!	#DIV/0!
Total # of vehicles	1601	0	352	296	237	191	139	120	123	143	0	0
Average speed	55.7	#DIV/0!	56.8	55.6	56.2	56.9	53.9	55.0	52.9	55.5	#DIV/0!	#DIV/0!
St. Dev.	10.7	#DIV/0!	11.2	10.5	11.0	11.0	10.1	10.1	10.1	9.7	#DIV/0!	#DIV/0!
85th percentile	66.1	#NUM!	67.2	66.3	67.2	66.1	63.8	64.2	62.6	65.0	#NUM!	#NUM!
Min	22.9	0.0	22.9	26.3	26.3	24.1	25.2	26.3	24.1	26.3	0.0	0.0
Max	96.9	0.0	91.2	83.2	87.8	94.7	77.5	96.9	76.4	84.3	0.0	0.0
Range	74.0	0.0	68.3	56.9	61.4	70.6	52.3	70.6	52.3	58.0	0.0	0.0

Vehicle Speed (0-25 FT Vehicles)	Hour											
	Total	20:00-21:00	21:00-22:00	22:00-23:00	23:00-00:00	00:00-01:00	01:00-02:00	02:00-03:00	03:00-04:00	04:00-05:00	05:00-06:00	06:00-07:00
MPH												
< 10	0.0%	#DIV/0!	0.0%	0.0%	0.0%	0.0%	0.0%	0.0%	0.0%	0.0%	#DIV/0!	#DIV/0!
10-14	0.0%	#DIV/0!	0.0%	0.0%	0.0%	0.0%	0.0%	0.0%	0.0%	0.0%	#DIV/0!	#DIV/0!
15-19	0.0%	#DIV/0!	0.0%	0.0%	0.0%	0.0%	0.0%	0.0%	0.0%	0.0%	#DIV/0!	#DIV/0!
20-24	0.1%	#DIV/0!	0.0%	0.0%	0.0%	0.8%	0.0%	0.0%	0.0%	0.0%	#DIV/0!	#DIV/0!
25-29	0.9%	#DIV/0!	0.8%	1.5%	0.6%	0.0%	1.1%	1.6%	0.0%	1.1%	#DIV/0!	#DIV/0!
30-34	1.2%	#DIV/0!	0.8%	1.5%	1.8%	1.6%	0.0%	0.0%	2.8%	1.1%	#DIV/0!	#DIV/0!
35-39	2.9%	#DIV/0!	1.6%	3.0%	2.4%	2.4%	4.2%	4.8%	4.2%	4.4%	#DIV/0!	#DIV/0!
40-44	6.2%	#DIV/0!	5.3%	5.6%	7.3%	4.0%	9.5%	8.1%	9.7%	3.3%	#DIV/0!	#DIV/0!
45-49	9.2%	#DIV/0!	10.9%	7.6%	6.1%	6.3%	14.7%	4.8%	11.1%	13.2%	#DIV/0!	#DIV/0!
50-54	17.7%	#DIV/0!	16.2%	16.8%	20.6%	16.7%	16.8%	19.4%	19.4%	18.7%	#DIV/0!	#DIV/0!
55-59	18.4%	#DIV/0!	14.6%	18.8%	20.6%	23.8%	14.7%	27.4%	19.4%	13.2%	#DIV/0!	#DIV/0!
60-64	18.5%	#DIV/0!	20.6%	16.8%	13.3%	21.4%	24.2%	12.9%	15.3%	22.0%	#DIV/0!	#DIV/0!
65-69	14.1%	#DIV/0!	13.0%	16.8%	15.8%	15.9%	9.5%	12.9%	15.3%	11.0%	#DIV/0!	#DIV/0!
70-74	5.1%	#DIV/0!	7.7%	5.1%	6.1%	3.2%	3.2%	1.6%	1.4%	6.6%	#DIV/0!	#DIV/0!
>=75	5.7%	#DIV/0!	8.5%	6.6%	5.5%	4.0%	2.1%	6.5%	1.4%	5.5%	#DIV/0!	#DIV/0!
Total # of vehicles	1055	0	247	197	165	126	95	62	72	91	0	0
Average speed	57.8	#DIV/0!	59.2	58.0	57.8	58.7	55.8	57.0	55.0	57.1	#DIV/0!	#DIV/0!
St. Dev.	10.5	#DIV/0!	10.9	10.7	10.4	10.4	9.5	11.1	9.5	10.5	#DIV/0!	#DIV/0!
85th percentile	67.7	#NUM!	70.7	68.4	68.4	67.2	64.9	66.1	65.0	67.0	#NUM!	#NUM!
Min	24.1	0.0	28.6	28.6	26.3	24.1	29.7	28.6	30.9	26.3	0.0	0.0
Max	96.9	0.0	91.2	83.2	84.4	94.7	77.5	96.9	75.2	84.3	0.0	0.0
Range	72.9	0.0	62.6	54.6	58.0	70.6	47.8	68.3	44.4	58.0	0.0	0.0

Vehicle Speed (25-50 FT Vehicles)	Hour											
	Total	20:00-21:00	21:00-22:00	22:00-23:00	23:00-00:00	00:00-01:00	01:00-02:00	02:00-03:00	03:00-04:00	04:00-05:00	05:00-06:00	06:00-07:00
MPH												
< 10	0.0%	#DIV/0!	0.0%	0.0%	0.0%	0.0%	0.0%	0.0%	0.0%	0.0%	#DIV/0!	#DIV/0!
10-14	0.0%	#DIV/0!	0.0%	0.0%	0.0%	0.0%	0.0%	0.0%	0.0%	0.0%	#DIV/0!	#DIV/0!
15-19	0.0%	#DIV/0!	0.0%	0.0%	0.0%	0.0%	0.0%	0.0%	0.0%	0.0%	#DIV/0!	#DIV/0!
20-24	0.3%	#DIV/0!	1.4%	0.0%	0.0%	0.0%	0.0%	0.0%	0.0%	0.0%	#DIV/0!	#DIV/0!
25-29	0.9%	#DIV/0!	4.3%	0.0%	0.0%	0.0%	0.0%	0.0%	0.0%	0.0%	#DIV/0!	#DIV/0!
30-34	2.2%	#DIV/0!	1.4%	0.0%	6.7%	0.0%	4.0%	2.9%	0.0%	4.5%	#DIV/0!	#DIV/0!
35-39	4.0%	#DIV/0!	2.9%	3.2%	8.9%	5.0%	4.0%	2.9%	4.2%	0.0%	#DIV/0!	#DIV/0!
40-44	9.6%	#DIV/0!	8.6%	15.9%	4.4%	7.5%	4.0%	5.7%	25.0%	4.5%	#DIV/0!	#DIV/0!
45-49	21.3%	#DIV/0!	21.4%	25.4%	15.6%	25.0%	16.0%	22.9%	25.0%	13.6%	#DIV/0!	#DIV/0!
50-54	27.2%	#DIV/0!	27.1%	28.6%	31.1%	15.0%	32.0%	34.3%	8.3%	40.9%	#DIV/0!	#DIV/0!
55-59	18.8%	#DIV/0!	15.7%	12.7%	17.8%	22.5%	24.0%	22.9%	20.8%	27.3%	#DIV/0!	#DIV/0!
60-64	9.0%	#DIV/0!	7.1%	11.1%	8.9%	12.5%	16.0%	2.9%	8.3%	4.5%	#DIV/0!	#DIV/0!
65-69	3.1%	#DIV/0!	4.3%	0.0%	2.2%	5.0%	0.0%	5.7%	4.2%	4.5%	#DIV/0!	#DIV/0!
70-74	1.5%	#DIV/0!	2.9%	3.2%	0.0%	2.5%	0.0%	0.0%	0.0%	0.0%	#DIV/0!	#DIV/0!
>=75	2.2%	#DIV/0!	2.9%	0.0%	4.4%	5.0%	0.0%	0.0%	4.2%	0.0%	#DIV/0!	#DIV/0!
Total # of vehicle	324	0	70	63	45	40	25	35	24	22	0	0
Average speed	52.3	#DIV/0!	51.4	51.7	52.1	55.4	52.5	52.1	51.7	52.5	#DIV/0!	#DIV/0!
St. Dev.	9.3	#DIV/0!	10.4	7.3	11.4	11.4	7.5	7.0	9.4	7.0	#DIV/0!	#DIV/0!
85th percentile	60.3	#NUM!	59.9	59.0	59.7	61.9	59.1	58.2	60.1	57.0	#NUM!	#NUM!
Min	22.9	0.0	22.9	38.6	30.9	37.7	30.9	33.2	37.5	34.3	0.0	0.0
Max	94.7	0.0	86.6	71.8	87.8	94.7	63.9	67.2	76.4	69.6	0.0	0.0
Range	71.7	0.0	63.7	33.2	56.9	56.9	33.0	34.1	38.9	35.3	0.0	0.0

Vehicle Speed (50-75 FT Vehicles)	Hour											
	Total	20:00-21:00	21:00-22:00	22:00-23:00	23:00-00:00	00:00-01:00	01:00-02:00	02:00-03:00	03:00-04:00	04:00-05:00	05:00-06:00	06:00-07:00
MPH												
< 10	0.0%	#DIV/0!	0.0%	0.0%	0.0%	0.0%	0.0%	0.0%	0.0%	0.0%	#DIV/0!	#DIV/0!
10-14	0.0%	#DIV/0!	0.0%	0.0%	0.0%	0.0%	0.0%	0.0%	0.0%	0.0%	#DIV/0!	#DIV/0!
15-19	0.0%	#DIV/0!	0.0%	0.0%	0.0%	0.0%	0.0%	0.0%	0.0%	0.0%	#DIV/0!	#DIV/0!
20-24	0.6%	#DIV/0!	0.0%	0.0%	0.0%	0.0%	0.0%	0.0%	4.8%	0.0%	#DIV/0!	#DIV/0!
25-29	9.4%	#DIV/0!	0.0%	16.7%	16.7%	10.0%	15.4%	5.9%	14.3%	0.0%	#DIV/0!	#DIV/0!
30-34	3.1%	#DIV/0!	3.8%	0.0%	0.0%	10.0%	15.4%	0.0%	0.0%	0.0%	#DIV/0!	#DIV/0!
35-39	3.1%	#DIV/0!	7.7%	0.0%	5.6%	0.0%	0.0%	0.0%	4.8%	5.0%	#DIV/0!	#DIV/0!
40-44	6.9%	#DIV/0!	15.4%	8.3%	0.0%	0.0%	0.0%	5.9%	0.0%	20.0%	#DIV/0!	#DIV/0!
45-49	19.5%	#DIV/0!	26.9%	20.8%	0.0%	20.0%	30.8%	11.8%	28.6%	15.0%	#DIV/0!	#DIV/0!
50-54	30.2%	#DIV/0!	26.9%	33.3%	55.6%	10.0%	30.8%	35.3%	28.6%	25.0%	#DIV/0!	#DIV/0!
55-59	15.1%	#DIV/0!	7.7%	12.5%	5.6%	35.0%	7.7%	17.6%	4.8%	30.0%	#DIV/0!	#DIV/0!
60-64	8.8%	#DIV/0!	11.5%	8.3%	11.1%	15.0%	0.0%	5.9%	14.3%	0.0%	#DIV/0!	#DIV/0!
65-69	1.9%	#DIV/0!	0.0%	0.0%	0.0%	0.0%	0.0%	17.6%	0.0%	0.0%	#DIV/0!	#DIV/0!
70-74	0.6%	#DIV/0!	0.0%	0.0%	0.0%	0.0%	0.0%	0.0%	0.0%	5.0%	#DIV/0!	#DIV/0!
>=75	0.6%	#DIV/0!	0.0%	0.0%	5.6%	0.0%	0.0%	0.0%	0.0%	0.0%	#DIV/0!	#DIV/0!
Total # of vehicle	159	0	26	24	18	20	13	17	21	20	0	0
Average speed	49.2	#DIV/0!	49.6	47.9	50.0	49.9	44.1	53.2	47.0	51.3	#DIV/0!	#DIV/0!
St. Dev.	10.4	#DIV/0!	7.5	10.8	12.6	11.4	11.2	9.8	11.8	7.8	#DIV/0!	#DIV/0!
85th percentile	58.2	#NUM!	57.2	57.7	59.6	58.5	53.9	63.6	57.0	58.1	#NUM!	#NUM!
Min	24.1	0.0	33.2	26.3	28.6	26.3	25.2	26.3	24.1	39.8	0.0	0.0
Max	78.7	0.0	64.9	62.6	78.7	63.8	55.8	66.1	64.9	73.0	0.0	0.0
Range	54.6	0.0	31.8	36.3	50.1	37.4	30.6	39.7	40.9	33.2	0.0	0.0

Vehicle Speed (+75 FT Vehicles)	Hour											
	Total	20:00-21:00	21:00-22:00	22:00-23:00	23:00-00:00	00:00-01:00	01:00-02:00	02:00-03:00	03:00-04:00	04:00-05:00	05:00-06:00	06:00-07:00
MPH												
< 10	0.0%	#DIV/0!	0.0%	0.0%	0.0%	0.0%	0.0%	0.0%	0.0%	0.0%	#DIV/0!	#DIV/0!
10-14	0.0%	#DIV/0!	0.0%	0.0%	0.0%	0.0%	0.0%	0.0%	0.0%	0.0%	#DIV/0!	#DIV/0!
15-19	0.0%	#DIV/0!	0.0%	0.0%	0.0%	0.0%	0.0%	0.0%	0.0%	0.0%	#DIV/0!	#DIV/0!
20-24	0.0%	#DIV/0!	0.0%	0.0%	0.0%	0.0%	0.0%	0.0%	0.0%	0.0%	#DIV/0!	#DIV/0!
25-29	0.0%	#DIV/0!	0.0%	0.0%	0.0%	0.0%	0.0%	0.0%	0.0%	0.0%	#DIV/0!	#DIV/0!
30-34	0.0%	#DIV/0!	0.0%	0.0%	0.0%	0.0%	0.0%	0.0%	0.0%	0.0%	#DIV/0!	#DIV/0!
35-39	6.3%	#DIV/0!	0.0%	8.3%	0.0%	0.0%	33.3%	16.7%	0.0%	0.0%	#DIV/0!	#DIV/0!
40-44	7.9%	#DIV/0!	22.2%	0.0%	0.0%	20.0%	16.7%	0.0%	16.7%	0.0%	#DIV/0!	#DIV/0!
45-49	14.3%	#DIV/0!	11.1%	25.0%	11.1%	20.0%	16.7%	0.0%	0.0%	20.0%	#DIV/0!	#DIV/0!
50-54	28.6%	#DIV/0!	22.2%	25.0%	22.2%	20.0%	0.0%	33.3%	50.0%	50.0%	#DIV/0!	#DIV/0!
55-59	19.0%	#DIV/0!	0.0%	33.3%	33.3%	0.0%	16.7%	33.3%	16.7%	10.0%	#DIV/0!	#DIV/0!
60-64	12.7%	#DIV/0!	44.4%	8.3%	22.2%	0.0%	0.0%	0.0%	16.7%	0.0%	#DIV/0!	#DIV/0!
65-69	4.8%	#DIV/0!	0.0%	0.0%	0.0%	40.0%	0.0%	0.0%	0.0%	10.0%	#DIV/0!	#DIV/0!
70-74	1.6%	#DIV/0!	0.0%	0.0%	0.0%	0.0%	0.0%	0.0%	0.0%	10.0%	#DIV/0!	#DIV/0!
>=75	4.8%	#DIV/0!	0.0%	0.0%	11.1%	0.0%	16.7%	16.7%	0.0%	0.0%	#DIV/0!	#DIV/0!
Total # of vehicle	63	0	9	12	9	5	6	6	6	10	0	0
Average speed	54.4	#DIV/0!	53.9	52.9	59.2	54.0	49.8	55.5	53.9	55.2	#DIV/0!	#DIV/0!
St. Dev.	9.3	#DIV/0!	9.4	6.9	8.7	12.0	14.1	13.1	7.1	7.6	#DIV/0!	#DIV/0!
85th percentile	63.5	#NUM!	62.7	57.8	64.7	66.6	60.6	61.6	60.1	63.3	#NUM!	#NUM!
Min	36.6	0.0	41.1	36.6	45.7	41.1	37.5	38.6	42.0	49.1	0.0	0.0
Max	78.6	0.0	64.9	62.7	76.4	67.3	75.2	78.6	62.6	70.6	0.0	0.0
Range	42.1	0.0	23.8	26.2	30.7	26.2	37.7	40.0	20.6	21.6	0.0	0.0

Day 11 End of Taper

Vehicle Speed (all vehicles)	Hour											
	Total	20:00-21:00	21:00-22:00	22:00-23:00	23:00-00:00	00:00-01:00	01:00-02:00	02:00-03:00	03:00-04:00	04:00-05:00	05:00-06:00	06:00-07:00
MPH												
< 10	0.0%	#DIV/0!	0.0%	0.0%	0.0%	0.0%	0.0%	0.0%	0.0%	0.0%	#DIV/0!	#DIV/0!
10-14	1.3%	#DIV/0!	3.2%	2.5%	1.1%	0.0%	0.0%	0.0%	0.0%	0.0%	#DIV/0!	#DIV/0!
15-19	8.6%	#DIV/0!	13.9%	20.9%	4.2%	6.5%	3.7%	1.5%	0.0%	1.2%	#DIV/0!	#DIV/0!
20-24	16.7%	#DIV/0!	13.1%	25.8%	20.5%	16.5%	11.0%	8.8%	15.4%	13.9%	#DIV/0!	#DIV/0!
25-29	23.8%	#DIV/0!	27.3%	22.4%	28.9%	19.1%	20.2%	20.4%	26.2%	20.6%	#DIV/0!	#DIV/0!
30-34	18.5%	#DIV/0!	18.5%	15.0%	19.8%	18.7%	22.7%	20.4%	18.1%	18.2%	#DIV/0!	#DIV/0!
35-39	13.7%	#DIV/0!	10.5%	9.5%	15.2%	17.0%	15.3%	16.8%	18.1%	13.9%	#DIV/0!	#DIV/0!
40-44	9.2%	#DIV/0!	7.2%	2.8%	7.2%	13.9%	14.7%	12.4%	6.7%	17.6%	#DIV/0!	#DIV/0!
45-49	5.4%	#DIV/0!	4.0%	1.2%	2.3%	7.0%	7.4%	13.9%	5.4%	10.9%	#DIV/0!	#DIV/0!
50-54	2.4%	#DIV/0!	2.1%	0.0%	0.8%	1.3%	3.7%	4.4%	9.4%	3.0%	#DIV/0!	#DIV/0!
55-59	0.3%	#DIV/0!	0.0%	0.0%	0.0%	0.0%	1.2%	1.5%	0.7%	0.6%	#DIV/0!	#DIV/0!
60-64	0.0%	#DIV/0!	0.0%	0.0%	0.0%	0.0%	0.0%	0.0%	0.0%	0.0%	#DIV/0!	#DIV/0!
65-69	0.0%	#DIV/0!	0.0%	0.0%	0.0%	0.0%	0.0%	0.0%	0.0%	0.0%	#DIV/0!	#DIV/0!
70-74	0.0%	#DIV/0!	0.0%	0.0%	0.0%	0.0%	0.0%	0.0%	0.0%	0.0%	#DIV/0!	#DIV/0!
>=75	0.0%	#DIV/0!	0.0%	0.0%	0.0%	0.0%	0.0%	0.0%	0.0%	0.0%	#DIV/0!	#DIV/0!
Total # of vehicles	1806	0	373	326	263	230	163	137	149	165	0	0
Average speed	31.1	#DIV/0!	29.3	26.1	30.1	32.4	34.3	35.8	34.1	34.7	#DIV/0!	#DIV/0!
St. Dev.	9.0	#DIV/0!	8.9	7.2	7.4	8.6	9.0	8.8	9.3	8.8	#DIV/0!	#DIV/0!
85th percentile	41.4	#NUM!	39.2	34.0	39.2	42.1	43.6	45.9	45.0	44.4	#NUM!	#NUM!
Min	12.4	0.0	12.4	12.4	14.6	16.9	15.4	19.1	21.3	16.9	0.0	0.0
Max	59.2	0.0	54.8	48.8	51.8	54.0	58.5	57.7	57.0	59.2	0.0	0.0
Range	46.8	0.0	42.4	36.4	37.2	37.2	43.1	38.7	35.7	42.4	0.0	0.0

Vehicle Speed (0-25 FT Vehicles)	Hour											
	Total	20:00-21:00	21:00-22:00	22:00-23:00	23:00-00:00	00:00-01:00	01:00-02:00	02:00-03:00	03:00-04:00	04:00-05:00	05:00-06:00	06:00-07:00
MPH												
< 10	0.0%	#DIV/0!	0.0%	0.0%	0.0%	0.0%	0.0%	0.0%	0.0%	0.0%	#DIV/0!	#DIV/0!
10-14	1.2%	#DIV/0!	3.1%	1.7%	1.1%	0.0%	0.0%	0.0%	0.0%	0.0%	#DIV/0!	#DIV/0!
15-19	9.1%	#DIV/0!	14.1%	20.9%	2.8%	6.9%	4.0%	1.4%	0.0%	1.0%	#DIV/0!	#DIV/0!
20-24	15.1%	#DIV/0!	11.8%	25.1%	21.7%	14.5%	7.0%	5.5%	10.0%	8.3%	#DIV/0!	#DIV/0!
25-29	23.4%	#DIV/0!	26.7%	24.3%	28.9%	18.2%	16.0%	20.5%	25.0%	18.8%	#DIV/0!	#DIV/0!
30-34	19.4%	#DIV/0!	19.1%	16.6%	22.8%	17.6%	27.0%	17.8%	18.8%	17.7%	#DIV/0!	#DIV/0!
35-39	13.5%	#DIV/0!	10.3%	8.5%	15.0%	17.6%	16.0%	19.2%	18.8%	13.5%	#DIV/0!	#DIV/0!
40-44	10.0%	#DIV/0!	8.4%	1.7%	6.1%	16.4%	18.0%	11.0%	10.0%	22.9%	#DIV/0!	#DIV/0!
45-49	5.7%	#DIV/0!	4.2%	1.3%	1.1%	7.5%	6.0%	21.9%	5.0%	14.6%	#DIV/0!	#DIV/0!
50-54	2.3%	#DIV/0!	2.3%	0.0%	0.6%	1.3%	4.0%	2.7%	12.5%	2.1%	#DIV/0!	#DIV/0!
55-59	0.3%	#DIV/0!	0.0%	0.0%	0.0%	0.0%	2.0%	0.0%	0.0%	1.0%	#DIV/0!	#DIV/0!
60-64	0.0%	#DIV/0!	0.0%	0.0%	0.0%	0.0%	0.0%	0.0%	0.0%	0.0%	#DIV/0!	#DIV/0!
65-69	0.0%	#DIV/0!	0.0%	0.0%	0.0%	0.0%	0.0%	0.0%	0.0%	0.0%	#DIV/0!	#DIV/0!
70-74	0.0%	#DIV/0!	0.0%	0.0%	0.0%	0.0%	0.0%	0.0%	0.0%	0.0%	#DIV/0!	#DIV/0!
>=75	0.0%	#DIV/0!	0.0%	0.0%	0.0%	0.0%	0.0%	0.0%	0.0%	0.0%	#DIV/0!	#DIV/0!
Total # of vehicles	1185	0	262	235	180	159	100	73	80	96	0	0
Average speed	31.3	#DIV/0!	29.7	26.0	29.9	33.0	35.4	36.5	35.5	36.3	#DIV/0!	#DIV/0!
St. Dev.	9.0	#DIV/0!	9.0	6.8	6.9	8.7	8.7	8.5	9.4	8.6	#DIV/0!	#DIV/0!
85th percentile	41.4	#NUM!	39.9	33.1	37.7	42.9	43.7	45.9	48.2	45.1	#NUM!	#NUM!
Min	12.4	0.0	12.4	12.4	14.6	16.9	15.4	19.8	22.8	18.3	0.0	0.0
Max	59.2	0.0	54.8	48.1	51.8	54.0	58.5	54.0	54.8	59.2	0.0	0.0
Range	46.8	0.0	42.4	35.7	37.2	37.2	43.1	34.2	32.0	40.9	0.0	0.0

Vehicle Speed (25-50 FT Vehicles)	Hour											
	Total	20:00-21:00	21:00-22:00	22:00-23:00	23:00-00:00	00:00-01:00	01:00-02:00	02:00-03:00	03:00-04:00	04:00-05:00	05:00-06:00	06:00-07:00
MPH												
< 10	0.0%	#DIV/0!	0.0%	0.0%	0.0%	0.0%	0.0%	0.0%	0.0%	0.0%	#DIV/0!	#DIV/0!
10-14	1.9%	#DIV/0!	5.3%	3.4%	2.0%	0.0%	0.0%	0.0%	0.0%	0.0%	#DIV/0!	#DIV/0!
15-19	9.0%	#DIV/0!	15.8%	20.3%	8.0%	2.6%	6.1%	2.2%	0.0%	2.9%	#DIV/0!	#DIV/0!
20-24	13.9%	#DIV/0!	13.2%	22.0%	16.0%	18.4%	9.1%	6.7%	9.4%	11.8%	#DIV/0!	#DIV/0!
25-29	21.0%	#DIV/0!	26.3%	20.3%	20.0%	18.4%	15.2%	20.0%	25.0%	17.6%	#DIV/0!	#DIV/0!
30-34	18.5%	#DIV/0!	18.4%	13.6%	10.0%	26.3%	18.2%	26.7%	18.8%	20.6%	#DIV/0!	#DIV/0!
35-39	15.0%	#DIV/0!	6.6%	13.6%	18.0%	18.4%	24.2%	15.6%	21.9%	11.8%	#DIV/0!	#DIV/0!
40-44	10.1%	#DIV/0!	6.6%	5.1%	16.0%	13.2%	12.1%	11.1%	3.1%	17.6%	#DIV/0!	#DIV/0!
45-49	6.0%	#DIV/0!	5.3%	1.7%	8.0%	2.6%	12.1%	6.7%	6.3%	8.8%	#DIV/0!	#DIV/0!
50-54	3.8%	#DIV/0!	2.6%	0.0%	2.0%	0.0%	3.0%	6.7%	12.5%	8.8%	#DIV/0!	#DIV/0!
55-59	0.8%	#DIV/0!	0.0%	0.0%	0.0%	0.0%	0.0%	4.4%	3.1%	0.0%	#DIV/0!	#DIV/0!
60-64	0.0%	#DIV/0!	0.0%	0.0%	0.0%	0.0%	0.0%	0.0%	0.0%	0.0%	#DIV/0!	#DIV/0!
65-69	0.0%	#DIV/0!	0.0%	0.0%	0.0%	0.0%	0.0%	0.0%	0.0%	0.0%	#DIV/0!	#DIV/0!
70-74	0.0%	#DIV/0!	0.0%	0.0%	0.0%	0.0%	0.0%	0.0%	0.0%	0.0%	#DIV/0!	#DIV/0!
>=75	0.0%	#DIV/0!	0.0%	0.0%	0.0%	0.0%	0.0%	0.0%	0.0%	0.0%	#DIV/0!	#DIV/0!
Total # of vehicle	367	0	76	59	50	38	33	45	32	34	0	0
Average speed	31.9	#DIV/0!	28.6	26.9	32.4	31.9	34.9	35.9	35.9	35.5	#DIV/0!	#DIV/0!
St. Dev.	9.6	#DIV/0!	9.5	8.2	9.5	7.5	9.1	9.3	9.9	9.5	#DIV/0!	#DIV/0!
85th percentile	42.1	#NUM!	38.4	36.9	42.1	40.2	44.1	45.4	49.1	45.9	#NUM!	#NUM!
Min	13.1	0.0	13.1	13.9	14.6	19.1	16.1	19.1	22.8	16.9	0.0	0.0
Max	57.7	0.0	51.1	48.8	51.8	48.1	51.8	57.7	57.0	54.0	0.0	0.0
Range	44.6	0.0	37.9	34.9	37.2	29.0	35.7	38.7	34.2	37.2	0.0	0.0

Vehicle Speed (50-75 FT Vehicles)	Hour											
	Total	20:00-21:00	21:00-22:00	22:00-23:00	23:00-00:00	00:00-01:00	01:00-02:00	02:00-03:00	03:00-04:00	04:00-05:00	05:00-06:00	06:00-07:00
MPH												
< 10	0.0%	#DIV/0!	0.0%	0.0%	0.0%	0.0%	0.0%	0.0%	0.0%	0.0%	#DIV/0!	#DIV/0!
10-14	1.7%	#DIV/0!	0.0%	13.3%	0.0%	0.0%	0.0%	0.0%	0.0%	0.0%	#DIV/0!	#DIV/0!
15-19	8.4%	#DIV/0!	18.8%	20.0%	8.3%	13.6%	0.0%	0.0%	0.0%	0.0%	#DIV/0!	#DIV/0!
20-24	31.9%	#DIV/0!	18.8%	26.7%	33.3%	31.8%	53.8%	33.3%	30.0%	33.3%	#DIV/0!	#DIV/0!
25-29	27.7%	#DIV/0!	31.3%	20.0%	25.0%	22.7%	30.8%	0.0%	35.0%	40.0%	#DIV/0!	#DIV/0!
30-34	10.9%	#DIV/0!	12.5%	0.0%	16.7%	13.6%	7.7%	0.0%	15.0%	13.3%	#DIV/0!	#DIV/0!
35-39	10.9%	#DIV/0!	18.8%	20.0%	16.7%	9.1%	0.0%	0.0%	10.0%	6.7%	#DIV/0!	#DIV/0!
40-44	5.0%	#DIV/0!	0.0%	0.0%	0.0%	0.0%	7.7%	50.0%	5.0%	6.7%	#DIV/0!	#DIV/0!
45-49	1.7%	#DIV/0!	0.0%	0.0%	0.0%	4.5%	0.0%	0.0%	5.0%	0.0%	#DIV/0!	#DIV/0!
50-54	1.7%	#DIV/0!	0.0%	0.0%	0.0%	4.5%	0.0%	16.7%	0.0%	0.0%	#DIV/0!	#DIV/0!
55-59	0.0%	#DIV/0!	0.0%	0.0%	0.0%	0.0%	0.0%	0.0%	0.0%	0.0%	#DIV/0!	#DIV/0!
60-64	0.0%	#DIV/0!	0.0%	0.0%	0.0%	0.0%	0.0%	0.0%	0.0%	0.0%	#DIV/0!	#DIV/0!
65-69	0.0%	#DIV/0!	0.0%	0.0%	0.0%	0.0%	0.0%	0.0%	0.0%	0.0%	#DIV/0!	#DIV/0!
70-74	0.0%	#DIV/0!	0.0%	0.0%	0.0%	0.0%	0.0%	0.0%	0.0%	0.0%	#DIV/0!	#DIV/0!
>=75	0.0%	#DIV/0!	0.0%	0.0%	0.0%	0.0%	0.0%	0.0%	0.0%	0.0%	#DIV/0!	#DIV/0!
Total # of vehicle	119	0	16	15	12	22	13	6	20	15	0	0
Average speed	27.9	#DIV/0!	27.2	24.1	27.3	28.2	26.4	37.3	29.2	28.2	#DIV/0!	#DIV/0!
St. Dev.	7.8	#DIV/0!	6.9	7.7	6.7	9.1	6.2	11.8	7.3	5.9	#DIV/0!	#DIV/0!
85th percentile	36.9	#NUM!	35.4	34.8	34.6	37.4	30.1	45.3	37.0	33.7	#NUM!	#NUM!
Min	13.9	0.0	17.6	13.9	19.8	17.6	20.6	22.1	21.3	21.3	0.0	0.0
Max	54.0	0.0	39.2	36.9	39.2	54.0	42.9	52.5	49.6	43.6	0.0	0.0
Range	40.1	0.0	21.6	23.0	19.3	36.4	22.3	30.5	28.2	22.3	0.0	0.0

Vehicle Speed (+75 FT Vehicles)	Hour											
	Total	20:00-21:00	21:00-22:00	22:00-23:00	23:00-00:00	00:00-01:00	01:00-02:00	02:00-03:00	03:00-04:00	04:00-05:00	05:00-06:00	06:00-07:00
MPH												
< 10	0.0%	#DIV/0!	0.0%	0.0%	0.0%	0.0%	0.0%	0.0%	0.0%	0.0%	#DIV/0!	#DIV/0!
10-14	0.0%	#DIV/0!	0.0%	0.0%	0.0%	0.0%	0.0%	0.0%	0.0%	0.0%	#DIV/0!	#DIV/0!
15-19	3.7%	#DIV/0!	0.0%	23.5%	4.8%	0.0%	0.0%	0.0%	0.0%	0.0%	#DIV/0!	#DIV/0!
20-24	24.4%	#DIV/0!	26.3%	47.1%	14.3%	9.1%	5.9%	23.1%	35.3%	30.0%	#DIV/0!	#DIV/0!
25-29	31.1%	#DIV/0!	36.8%	5.9%	52.4%	27.3%	47.1%	30.8%	23.5%	20.0%	#DIV/0!	#DIV/0!
30-34	17.8%	#DIV/0!	15.8%	11.8%	19.0%	18.2%	17.6%	23.1%	17.6%	20.0%	#DIV/0!	#DIV/0!
35-39	14.1%	#DIV/0!	21.1%	0.0%	9.5%	18.2%	5.9%	15.4%	17.6%	25.0%	#DIV/0!	#DIV/0!
40-44	3.7%	#DIV/0!	0.0%	11.8%	0.0%	9.1%	5.9%	7.7%	0.0%	0.0%	#DIV/0!	#DIV/0!
45-49	4.4%	#DIV/0!	0.0%	0.0%	0.0%	18.2%	11.8%	0.0%	5.9%	5.0%	#DIV/0!	#DIV/0!
50-54	0.7%	#DIV/0!	0.0%	0.0%	0.0%	0.0%	5.9%	0.0%	0.0%	0.0%	#DIV/0!	#DIV/0!
55-59	0.0%	#DIV/0!	0.0%	0.0%	0.0%	0.0%	0.0%	0.0%	0.0%	0.0%	#DIV/0!	#DIV/0!
60-64	0.0%	#DIV/0!	0.0%	0.0%	0.0%	0.0%	0.0%	0.0%	0.0%	0.0%	#DIV/0!	#DIV/0!
65-69	0.0%	#DIV/0!	0.0%	0.0%	0.0%	0.0%	0.0%	0.0%	0.0%	0.0%	#DIV/0!	#DIV/0!
70-74	0.0%	#DIV/0!	0.0%	0.0%	0.0%	0.0%	0.0%	0.0%	0.0%	0.0%	#DIV/0!	#DIV/0!
>=75	0.0%	#DIV/0!	0.0%	0.0%	0.0%	0.0%	0.0%	0.0%	0.0%	0.0%	#DIV/0!	#DIV/0!
Total # of vehicle	135	0	19	17	21	11	17	13	17	20	0	0
Average speed	30.0	#DIV/0!	28.9	26.2	28.1	34.7	32.8	30.8	30.0	30.7	#DIV/0!	#DIV/0!
St. Dev.	7.3	#DIV/0!	5.9	7.3	4.8	8.7	9.7	5.7	7.4	6.7	#DIV/0!	#DIV/0!
85th percentile	37.7	#NUM!	35.9	32.9	33.2	43.6	45.9	37.5	38.0	38.0	#NUM!	#NUM!
Min	18.3	0.0	20.6	18.3	18.3	21.3	22.8	24.3	22.8	22.1	0.0	0.0
Max	52.5	0.0	39.9	43.6	39.2	49.6	52.5	40.6	49.6	45.1	0.0	0.0
Range	34.2	0.0	19.3	25.3	20.8	28.2	29.7	16.4	26.8	23.0	0.0	0.0

Day 11 1<sup>st</sup> WZ

Vehicle Speed (all vehicles)	Hour											
	Total	20:00-21:00	21:00-22:00	22:00-23:00	23:00-00:00	00:00-01:00	01:00-02:00	02:00-03:00	03:00-04:00	04:00-05:00	05:00-06:00	06:00-07:00
MPH												
< 10	0.6%	#DIV/0!	0.0%	0.0%	0.0%	4.1%	0.7%	0.0%	0.0%	0.6%	#DIV/0!	#DIV/0!
10-14	0.8%	#DIV/0!	0.0%	0.0%	0.4%	1.0%	2.0%	0.8%	0.0%	3.8%	#DIV/0!	#DIV/0!
15-19	2.2%	#DIV/0!	2.1%	1.0%	4.2%	0.5%	0.7%	2.5%	0.8%	5.8%	#DIV/0!	#DIV/0!
20-24	5.9%	#DIV/0!	3.6%	3.0%	7.2%	4.1%	7.5%	2.5%	8.5%	16.7%	#DIV/0!	#DIV/0!
25-29	11.2%	#DIV/0!	7.7%	6.0%	15.6%	7.2%	15.0%	9.3%	17.1%	21.2%	#DIV/0!	#DIV/0!
30-34	13.2%	#DIV/0!	12.6%	10.3%	17.7%	9.3%	14.3%	16.1%	11.6%	16.0%	#DIV/0!	#DIV/0!
35-39	20.7%	#DIV/0!	18.3%	19.5%	27.4%	21.1%	22.4%	23.7%	20.9%	14.1%	#DIV/0!	#DIV/0!
40-44	17.9%	#DIV/0!	19.8%	24.8%	12.7%	17.5%	18.4%	15.3%	14.7%	12.2%	#DIV/0!	#DIV/0!
45-49	14.2%	#DIV/0!	19.8%	16.9%	8.0%	18.6%	9.5%	13.6%	13.2%	4.5%	#DIV/0!	#DIV/0!
50-54	7.1%	#DIV/0!	9.3%	9.9%	1.7%	10.3%	2.7%	9.3%	6.2%	3.2%	#DIV/0!	#DIV/0!
55-59	4.1%	#DIV/0!	4.6%	5.0%	2.5%	5.2%	4.1%	5.9%	4.7%	0.6%	#DIV/0!	#DIV/0!
60-64	1.3%	#DIV/0!	1.5%	2.3%	0.4%	1.0%	0.7%	0.0%	1.6%	1.3%	#DIV/0!	#DIV/0!
65-69	0.5%	#DIV/0!	0.3%	1.0%	0.8%	0.0%	1.4%	0.0%	0.8%	0.0%	#DIV/0!	#DIV/0!
70-74	0.3%	#DIV/0!	0.3%	0.3%	0.4%	0.0%	0.7%	0.8%	0.0%	0.0%	#DIV/0!	#DIV/0!
>=75	0.1%	#DIV/0!	0.0%	0.0%	0.8%	0.0%	0.0%	0.0%	0.0%	0.0%	#DIV/0!	#DIV/0!
Total # of vehicles	1671	0	388	302	237	194	147	118	129	156	0	0
Average speed	38.8	#DIV/0!	41.0	42.2	35.9	39.6	37.1	39.6	38.1	31.9	#DIV/0!	#DIV/0!
St. Dev.	10.6	#DIV/0!	9.6	9.5	9.9	11.9	10.6	10.4	10.2	10.6	#DIV/0!	#DIV/0!
85th percentile	49.9	#NUM!	51.0	51.0	44.7	51.0	45.8	51.0	49.7	42.3	#NUM!	#NUM!
Min	0.4	0.0	16.2	15.2	11.0	0.4	9.9	14.1	19.4	8.8	0.0	0.0
Max	75.2	0.0	71.0	72.0	75.2	64.7	71.0	71.0	65.7	63.6	0.0	0.0
Range	74.8	0.0	54.8	56.9	64.3	64.3	61.1	56.9	46.3	54.8	0.0	0.0

Vehicle Speed (0-25 FT Vehicles)	Hour											
	Total	20:00-21:00	21:00-22:00	22:00-23:00	23:00-00:00	00:00-01:00	01:00-02:00	02:00-03:00	03:00-04:00	04:00-05:00	05:00-06:00	06:00-07:00
MPH												
< 10	0.9%	#DIV/0!	0.0%	0.0%	0.0%	5.8%	1.1%	0.0%	0.0%	0.9%	#DIV/0!	#DIV/0!
10-14	1.0%	#DIV/0!	0.0%	0.0%	0.6%	1.4%	2.2%	1.4%	0.0%	4.5%	#DIV/0!	#DIV/0!
15-19	2.5%	#DIV/0!	1.8%	1.4%	4.5%	0.7%	1.1%	2.8%	1.2%	7.2%	#DIV/0!	#DIV/0!
20-24	5.6%	#DIV/0!	2.9%	3.8%	6.8%	2.9%	7.7%	2.8%	4.9%	18.0%	#DIV/0!	#DIV/0!
25-29	10.7%	#DIV/0!	8.4%	6.2%	15.8%	7.2%	9.9%	7.0%	14.8%	20.7%	#DIV/0!	#DIV/0!
30-34	12.2%	#DIV/0!	12.1%	10.5%	19.8%	7.2%	9.9%	14.1%	7.4%	13.5%	#DIV/0!	#DIV/0!
35-39	19.9%	#DIV/0!	19.4%	17.7%	24.9%	22.5%	25.3%	22.5%	16.0%	10.8%	#DIV/0!	#DIV/0!
40-44	17.6%	#DIV/0!	15.8%	25.8%	13.6%	17.4%	22.0%	14.1%	17.3%	12.6%	#DIV/0!	#DIV/0!
45-49	15.4%	#DIV/0!	22.7%	15.8%	9.0%	16.7%	11.0%	14.1%	21.0%	5.4%	#DIV/0!	#DIV/0!
50-54	8.4%	#DIV/0!	11.4%	11.0%	2.3%	10.9%	3.3%	14.1%	8.6%	3.6%	#DIV/0!	#DIV/0!
55-59	4.0%	#DIV/0!	3.3%	4.3%	2.3%	6.5%	5.5%	7.0%	4.9%	0.9%	#DIV/0!	#DIV/0!
60-64	1.4%	#DIV/0!	1.8%	2.4%	0.0%	0.7%	1.1%	0.0%	2.5%	1.8%	#DIV/0!	#DIV/0!
65-69	0.4%	#DIV/0!	0.4%	1.0%	0.6%	0.0%	0.0%	0.0%	1.2%	0.0%	#DIV/0!	#DIV/0!
70-74	0.0%	#DIV/0!	0.0%	0.0%	0.0%	0.0%	0.0%	0.0%	0.0%	0.0%	#DIV/0!	#DIV/0!
>=75	0.0%	#DIV/0!	0.0%	0.0%	0.0%	0.0%	0.0%	0.0%	0.0%	0.0%	#DIV/0!	#DIV/0!
Total # of vehicles	1151	0	273	209	177	138	91	71	81	111	0	0
Average speed	38.9	#DIV/0!	41.2	41.9	35.4	39.4	37.7	40.3	40.6	31.7	#DIV/0!	#DIV/0!
St. Dev.	10.8	#DIV/0!	9.5	9.7	9.2	12.8	10.1	10.7	10.5	11.4	#DIV/0!	#DIV/0!
85th percentile	49.9	#NUM!	51.0	51.0	44.2	52.0	46.8	52.6	51.0	43.1	#NUM!	#NUM!
Min	0.4	0.0	16.2	15.2	11.0	0.4	9.9	14.1	19.4	8.8	0.0	0.0
Max	69.9	0.0	66.8	69.9	65.7	64.7	60.5	59.4	65.7	63.6	0.0	0.0
Range	69.5	0.0	50.6	54.8	54.8	64.3	50.6	45.3	46.3	54.8	0.0	0.0



Vehicle Speed (25-50 FT Vehicles)	Hour											
	Total	20:00-21:00	21:00-22:00	22:00-23:00	23:00-00:00	00:00-01:00	01:00-02:00	02:00-03:00	03:00-04:00	04:00-05:00	05:00-06:00	06:00-07:00
MPH												
< 10	0.0%	#DIV/0!	0.0%	0.0%	0.0%	0.0%	0.0%	0.0%	0.0%	0.0%	#DIV/0!	#DIV/0!
10-14	0.7%	#DIV/0!	0.0%	0.0%	0.0%	0.0%	3.2%	0.0%	0.0%	3.8%	#DIV/0!	#DIV/0!
15-19	2.0%	#DIV/0!	3.1%	0.0%	5.4%	0.0%	0.0%	3.2%	0.0%	3.8%	#DIV/0!	#DIV/0!
20-24	7.9%	#DIV/0!	4.7%	1.6%	8.1%	9.4%	9.7%	3.2%	30.0%	15.4%	#DIV/0!	#DIV/0!
25-29	8.6%	#DIV/0!	7.8%	3.3%	13.5%	6.3%	16.1%	3.2%	15.0%	11.5%	#DIV/0!	#DIV/0!
30-34	13.6%	#DIV/0!	10.9%	9.8%	10.8%	12.5%	16.1%	19.4%	20.0%	19.2%	#DIV/0!	#DIV/0!
35-39	19.9%	#DIV/0!	15.6%	18.0%	29.7%	12.5%	19.4%	25.8%	15.0%	26.9%	#DIV/0!	#DIV/0!
40-44	19.2%	#DIV/0!	34.4%	21.3%	10.8%	12.5%	9.7%	22.6%	10.0%	11.5%	#DIV/0!	#DIV/0!
45-49	12.9%	#DIV/0!	9.4%	21.3%	2.7%	31.3%	12.9%	12.9%	0.0%	3.8%	#DIV/0!	#DIV/0!
50-54	5.6%	#DIV/0!	4.7%	9.8%	0.0%	12.5%	3.2%	3.2%	5.0%	3.8%	#DIV/0!	#DIV/0!
55-59	5.6%	#DIV/0!	9.4%	9.8%	5.4%	3.1%	0.0%	3.2%	5.0%	0.0%	#DIV/0!	#DIV/0!
60-64	0.7%	#DIV/0!	0.0%	1.6%	2.7%	0.0%	0.0%	0.0%	0.0%	0.0%	#DIV/0!	#DIV/0!
65-69	1.3%	#DIV/0!	0.0%	1.6%	2.7%	0.0%	6.5%	0.0%	0.0%	0.0%	#DIV/0!	#DIV/0!
70-74	1.3%	#DIV/0!	0.0%	1.6%	2.7%	0.0%	3.2%	3.2%	0.0%	0.0%	#DIV/0!	#DIV/0!
>=75	0.7%	#DIV/0!	0.0%	0.0%	5.4%	0.0%	0.0%	0.0%	0.0%	0.0%	#DIV/0!	#DIV/0!
Total # of vehicle	302	0	64	61	37	32	31	31	20	26	0	0
Average speed	39.6	#DIV/0!	40.5	44.4	38.5	41.0	37.9	39.5	32.6	33.1	#DIV/0!	#DIV/0!
St. Dev.	11.3	#DIV/0!	9.7	9.6	14.2	10.2	13.8	10.3	9.9	9.5	#DIV/0!	#DIV/0!
85th percentile	49.9	#NUM!	49.4	54.1	53.9	50.3	48.9	46.8	40.6	41.5	#NUM!	#NUM!
Min	12.0	0.0	18.3	22.5	15.2	20.4	12.0	15.2	20.4	13.1	0.0	0.0
Max	75.2	0.0	58.3	72.0	75.2	57.3	71.0	71.0	56.2	52.0	0.0	0.0
Range	63.2	0.0	40.0	49.5	60.0	36.9	59.0	55.8	35.8	39.0	0.0	0.0

Vehicle Speed (50-75 FT Vehicles)	Hour											
	Total	20:00-21:00	21:00-22:00	22:00-23:00	23:00-00:00	00:00-01:00	01:00-02:00	02:00-03:00	03:00-04:00	04:00-05:00	05:00-06:00	06:00-07:00
MPH												
< 10	0.0%	#DIV/0!	0.0%	0.0%	0.0%	0.0%	0.0%	0.0%	0.0%	0.0%	#DIV/0!	#DIV/0!
10-14	0.0%	#DIV/0!	0.0%	0.0%	0.0%	0.0%	0.0%	0.0%	0.0%	0.0%	#DIV/0!	#DIV/0!
15-19	0.7%	#DIV/0!	2.7%	0.0%	0.0%	0.0%	0.0%	0.0%	0.0%	0.0%	#DIV/0!	#DIV/0!
20-24	7.2%	#DIV/0!	8.1%	0.0%	16.7%	6.3%	7.7%	0.0%	4.8%	16.7%	#DIV/0!	#DIV/0!
25-29	23.2%	#DIV/0!	2.7%	12.5%	25.0%	12.5%	53.8%	45.5%	33.3%	41.7%	#DIV/0!	#DIV/0!
30-34	19.6%	#DIV/0!	16.2%	18.8%	16.7%	18.8%	23.1%	27.3%	23.8%	16.7%	#DIV/0!	#DIV/0!
35-39	18.1%	#DIV/0!	10.8%	25.0%	33.3%	18.8%	7.7%	9.1%	28.6%	16.7%	#DIV/0!	#DIV/0!
40-44	16.7%	#DIV/0!	27.0%	37.5%	8.3%	18.8%	7.7%	0.0%	4.8%	8.3%	#DIV/0!	#DIV/0!
45-49	8.7%	#DIV/0!	18.9%	6.3%	0.0%	18.8%	0.0%	9.1%	0.0%	0.0%	#DIV/0!	#DIV/0!
50-54	0.7%	#DIV/0!	2.7%	0.0%	0.0%	0.0%	0.0%	0.0%	0.0%	0.0%	#DIV/0!	#DIV/0!
55-59	3.6%	#DIV/0!	8.1%	0.0%	0.0%	0.0%	0.0%	9.1%	4.8%	0.0%	#DIV/0!	#DIV/0!
60-64	0.7%	#DIV/0!	0.0%	0.0%	0.0%	6.3%	0.0%	0.0%	0.0%	0.0%	#DIV/0!	#DIV/0!
65-69	0.0%	#DIV/0!	0.0%	0.0%	0.0%	0.0%	0.0%	0.0%	0.0%	0.0%	#DIV/0!	#DIV/0!
70-74	0.7%	#DIV/0!	2.7%	0.0%	0.0%	0.0%	0.0%	0.0%	0.0%	0.0%	#DIV/0!	#DIV/0!
>=75	0.0%	#DIV/0!	0.0%	0.0%	0.0%	0.0%	0.0%	0.0%	0.0%	0.0%	#DIV/0!	#DIV/0!
Total # of vehicle	138	0	37	16	12	16	13	11	21	12	0	0
Average speed	35.9	#DIV/0!	41.1	37.3	31.5	38.6	29.7	35.0	33.6	30.8	#DIV/0!	#DIV/0!
St. Dev.	9.3	#DIV/0!	10.8	6.1	6.2	9.7	5.3	10.2	7.4	7.2	#DIV/0!	#DIV/0!
85th percentile	44.7	#NUM!	49.5	43.6	37.3	46.5	34.8	44.1	37.3	39.4	#NUM!	#NUM!
Min	19.4	0.0	19.4	26.7	20.4	23.6	22.5	26.7	24.6	20.4	0.0	0.0
Max	71.0	0.0	71.0	46.8	41.5	63.6	40.4	58.3	58.3	44.7	0.0	0.0
Range	51.6	0.0	51.6	20.0	21.1	40.0	17.9	31.6	33.7	24.2	0.0	0.0

Vehicle Speed (+75 FT Vehicles)	Hour											
	Total	20:00-21:00	21:00-22:00	22:00-23:00	23:00-00:00	00:00-01:00	01:00-02:00	02:00-03:00	03:00-04:00	04:00-05:00	05:00-06:00	06:00-07:00
MPH												
< 10	0.0%	#DIV/0!	0.0%	0.0%	0.0%	0.0%	0.0%	0.0%	0.0%	0.0%	#DIV/0!	#DIV/0!
10-14	0.0%	#DIV/0!	0.0%	0.0%	0.0%	0.0%	0.0%	0.0%	0.0%	0.0%	#DIV/0!	#DIV/0!
15-19	0.0%	#DIV/0!	0.0%	0.0%	0.0%	0.0%	0.0%	0.0%	0.0%	0.0%	#DIV/0!	#DIV/0!
20-24	0.0%	#DIV/0!	0.0%	0.0%	0.0%	0.0%	0.0%	0.0%	0.0%	0.0%	#DIV/0!	#DIV/0!
25-29	7.5%	#DIV/0!	7.1%	6.3%	9.1%	0.0%	8.3%	0.0%	0.0%	28.6%	#DIV/0!	#DIV/0!
30-34	15.0%	#DIV/0!	21.4%	0.0%	9.1%	12.5%	33.3%	0.0%	0.0%	42.9%	#DIV/0!	#DIV/0!
35-39	40.0%	#DIV/0!	28.6%	43.8%	54.5%	37.5%	25.0%	60.0%	71.4%	14.3%	#DIV/0!	#DIV/0!
40-44	18.8%	#DIV/0!	14.3%	12.5%	9.1%	37.5%	25.0%	20.0%	28.6%	14.3%	#DIV/0!	#DIV/0!
45-49	11.3%	#DIV/0!	14.3%	25.0%	18.2%	0.0%	0.0%	20.0%	0.0%	0.0%	#DIV/0!	#DIV/0!
50-54	3.8%	#DIV/0!	7.1%	6.3%	0.0%	12.5%	0.0%	0.0%	0.0%	0.0%	#DIV/0!	#DIV/0!
55-59	1.3%	#DIV/0!	0.0%	0.0%	0.0%	0.0%	8.3%	0.0%	0.0%	0.0%	#DIV/0!	#DIV/0!
60-64	2.5%	#DIV/0!	7.1%	6.3%	0.0%	0.0%	0.0%	0.0%	0.0%	0.0%	#DIV/0!	#DIV/0!
65-69	0.0%	#DIV/0!	0.0%	0.0%	0.0%	0.0%	0.0%	0.0%	0.0%	0.0%	#DIV/0!	#DIV/0!
70-74	0.0%	#DIV/0!	0.0%	0.0%	0.0%	0.0%	0.0%	0.0%	0.0%	0.0%	#DIV/0!	#DIV/0!
>=75	0.0%	#DIV/0!	0.0%	0.0%	0.0%	0.0%	0.0%	0.0%	0.0%	0.0%	#DIV/0!	#DIV/0!
Total # of vehicle	80	0	14	16	11	8	12	5	7	7	0	0
Average speed	39.2	#DIV/0!	40.3	42.4	38.5	39.9	38.2	39.4	38.2	32.8	#DIV/0!	#DIV/0!
St. Dev.	7.1	#DIV/0!	9.1	7.7	6.2	5.7	7.1	5.7	2.2	6.0	#DIV/0!	#DIV/0!
85th percentile	46.8	#NUM!	48.0	47.8	45.2	42.5	42.5	43.8	40.4	37.0	#NUM!	#NUM!
Min	25.7	0.0	25.7	29.9	29.9	31.0	29.9	35.2	35.2	25.7	0.0	0.0
Max	62.6	0.0	61.5	62.6	49.9	51.0	56.2	48.9	40.4	43.6	0.0	0.0
Range	36.9	0.0	35.8	32.7	20.0	20.0	26.3	13.7	5.3	17.9	0.0	0.0











Day 11 2<sup>nd</sup> WZ

		Hour										
Vehicle Speed (all vehicles)	Total	20:00-21:00	21:00-22:00	22:00-23:00	23:00-00:00	00:00-01:00	01:00-02:00	02:00-03:00	03:00-04:00	04:00-05:00	05:00-06:00	06:00-07:00
		MPH										
< 10	0.0%	#DIV/0!	0.0%	0.0%	0.0%	0.0%	0.0%	0.0%	0.0%	0.0%	#DIV/0!	#DIV/0!
10-14	0.1%	#DIV/0!	0.0%	0.0%	0.0%	0.0%	1.5%	0.0%	0.0%	0.0%	#DIV/0!	#DIV/0!
15-19	0.7%	#DIV/0!	0.0%	0.6%	0.4%	0.0%	3.8%	0.0%	0.7%	1.4%	#DIV/0!	#DIV/0!
20-24	0.9%	#DIV/0!	0.0%	0.6%	0.4%	0.0%	1.5%	0.0%	3.5%	2.1%	#DIV/0!	#DIV/0!
25-29	5.7%	#DIV/0!	0.0%	1.8%	2.5%	3.8%	17.3%	13.8%	8.5%	7.5%	#DIV/0!	#DIV/0!
30-34	10.6%	#DIV/0!	2.9%	1.8%	6.1%	6.2%	29.3%	18.7%	16.3%	17.1%	#DIV/0!	#DIV/0!
35-39	12.7%	#DIV/0!	5.9%	5.5%	12.7%	14.4%	17.3%	16.3%	15.6%	19.2%	#DIV/0!	#DIV/0!
40-44	20.9%	#DIV/0!	22.3%	14.5%	23.8%	21.1%	18.8%	17.9%	22.0%	24.0%	#DIV/0!	#DIV/0!
45-49	15.2%	#DIV/0!	13.4%	15.8%	24.2%	20.1%	7.5%	11.4%	9.2%	11.6%	#DIV/0!	#DIV/0!
50-54	11.9%	#DIV/0!	15.1%	21.2%	13.5%	11.0%	2.3%	9.8%	12.1%	5.5%	#DIV/0!	#DIV/0!
55-59	11.7%	#DIV/0!	21.8%	17.0%	10.7%	12.9%	0.8%	6.5%	9.9%	4.8%	#DIV/0!	#DIV/0!
60-64	4.4%	#DIV/0!	8.0%	7.3%	3.7%	6.2%	0.0%	2.4%	0.7%	3.4%	#DIV/0!	#DIV/0!
65-69	2.3%	#DIV/0!	4.6%	4.8%	0.4%	2.4%	0.0%	0.8%	1.4%	2.7%	#DIV/0!	#DIV/0!
70-74	1.6%	#DIV/0!	1.7%	6.1%	1.2%	1.0%	0.0%	1.6%	0.0%	0.7%	#DIV/0!	#DIV/0!
>=75	1.4%	#DIV/0!	4.2%	3.0%	0.4%	1.0%	0.0%	0.8%	0.0%	0.0%	#DIV/0!	#DIV/0!
Total # of vehicles	1399	0	238	165	244	209	133	123	141	146	0	0
Average speed	45.7	#DIV/0!	52.1	52.4	46.2	46.9	35.2	41.7	41.7	41.5	#DIV/0!	#DIV/0!
St. Dev.	11.3	#DIV/0!	10.7	11.2	8.8	9.7	8.3	10.5	10.0	10.5	#DIV/0!	#DIV/0!
85th percentile	57.5	#NUM!	62.0	63.2	55.2	57.4	42.8	53.9	52.9	53.2	#NUM!	#NUM!
Min	11.7	0.0	31.1	17.4	17.4	25.4	11.7	25.4	17.4	16.2	0.0	0.0
Max	90.7	0.0	90.7	82.6	78.1	75.8	55.2	74.6	68.9	72.3	0.0	0.0
Range	79.0	0.0	59.5	65.3	60.7	50.4	43.5	49.2	51.5	56.1	0.0	0.0

		Hour										
Vehicle Speed (0-25 FT Vehicles)	Total	20:00-21:00	21:00-22:00	22:00-23:00	23:00-00:00	00:00-01:00	01:00-02:00	02:00-03:00	03:00-04:00	04:00-05:00	05:00-06:00	06:00-07:00
		MPH										
< 10	0.0%	#DIV/0!	0.0%	0.0%	0.0%	0.0%	0.0%	0.0%	0.0%	0.0%	#DIV/0!	#DIV/0!
10-14	0.2%	#DIV/0!	0.0%	0.0%	0.0%	0.0%	2.0%	0.0%	0.0%	0.0%	#DIV/0!	#DIV/0!
15-19	0.8%	#DIV/0!	0.0%	0.8%	0.6%	0.0%	4.1%	0.0%	0.0%	1.8%	#DIV/0!	#DIV/0!
20-24	0.6%	#DIV/0!	0.0%	0.8%	0.6%	0.0%	0.0%	0.0%	1.2%	2.7%	#DIV/0!	#DIV/0!
25-29	4.0%	#DIV/0!	0.0%	1.6%	1.1%	2.6%	18.4%	10.5%	3.7%	3.6%	#DIV/0!	#DIV/0!
30-34	8.8%	#DIV/0!	2.5%	2.4%	3.9%	5.8%	25.5%	15.8%	18.5%	12.6%	#DIV/0!	#DIV/0!
35-39	11.9%	#DIV/0!	6.1%	6.5%	10.1%	13.6%	19.4%	14.5%	12.3%	19.8%	#DIV/0!	#DIV/0!
40-44	21.1%	#DIV/0!	21.2%	14.5%	24.0%	18.2%	19.4%	19.7%	23.5%	27.9%	#DIV/0!	#DIV/0!
45-49	15.9%	#DIV/0!	12.6%	12.9%	25.1%	22.1%	8.2%	13.2%	9.9%	14.4%	#DIV/0!	#DIV/0!
50-54	13.6%	#DIV/0!	15.7%	20.2%	17.3%	13.0%	3.1%	11.8%	16.0%	6.3%	#DIV/0!	#DIV/0!
55-59	12.9%	#DIV/0!	22.2%	21.0%	11.7%	13.0%	0.0%	6.6%	12.3%	5.4%	#DIV/0!	#DIV/0!
60-64	4.8%	#DIV/0!	9.1%	5.6%	3.9%	7.1%	0.0%	3.9%	1.2%	1.8%	#DIV/0!	#DIV/0!
65-69	2.8%	#DIV/0!	5.6%	5.6%	0.6%	2.6%	0.0%	1.3%	1.2%	3.6%	#DIV/0!	#DIV/0!
70-74	1.1%	#DIV/0!	1.0%	4.8%	0.6%	0.6%	0.0%	1.3%	0.0%	0.0%	#DIV/0!	#DIV/0!
>=75	1.6%	#DIV/0!	4.0%	3.2%	0.6%	1.3%	0.0%	1.3%	0.0%	0.0%	#DIV/0!	#DIV/0!
Total # of vehicles	1021	0	198	124	179	154	98	76	81	111	0	0
Average speed	46.7	#DIV/0!	52.5	52.2	47.3	47.7	35.4	43.3	43.9	42.4	#DIV/0!	#DIV/0!
St. Dev.	11.1	#DIV/0!	10.6	11.4	8.3	9.5	8.4	10.6	9.4	10.1	#DIV/0!	#DIV/0!
85th percentile	57.5	#NUM!	63.2	62.0	55.2	57.5	43.7	54.0	54.0	52.9	#NUM!	#NUM!
Min	11.7	0.0	31.1	17.4	17.4	25.4	11.7	25.4	22.0	16.2	0.0	0.0
Max	90.7	0.0	90.7	82.6	78.1	75.8	54.0	74.6	68.9	68.9	0.0	0.0
Range	79.0	0.0	59.5	65.3	60.7	50.4	42.4	49.2	46.9	52.7	0.0	0.0

Vehicle Speed (25-50 FT Vehicles)	Hour											
	Total	20:00-21:00	21:00-22:00	22:00-23:00	23:00-00:00	00:00-01:00	01:00-02:00	02:00-03:00	03:00-04:00	04:00-05:00	05:00-06:00	06:00-07:00
MPH												
< 10	0.0%	#DIV/0!	0.0%	0.0%	0.0%	0.0%	0.0%	0.0%	0.0%	0.0%	#DIV/0!	#DIV/0!
10-14	0.0%	#DIV/0!	0.0%	0.0%	0.0%	0.0%	0.0%	0.0%	0.0%	0.0%	#DIV/0!	#DIV/0!
15-19	0.4%	#DIV/0!	0.0%	0.0%	0.0%	0.0%	0.0%	0.0%	2.5%	0.0%	#DIV/0!	#DIV/0!
20-24	2.6%	#DIV/0!	0.0%	0.0%	0.0%	0.0%	0.0%	9.1%	10.0%	0.0%	#DIV/0!	#DIV/0!
25-29	12.1%	#DIV/0!	0.0%	3.7%	8.6%	6.1%	22.7%	21.4%	15.0%	25.0%	#DIV/0!	#DIV/0!
30-34	10.0%	#DIV/0!	3.8%	0.0%	0.0%	6.1%	27.3%	25.0%	7.5%	20.0%	#DIV/0!	#DIV/0!
35-39	15.2%	#DIV/0!	7.7%	3.7%	25.7%	9.1%	18.2%	17.9%	15.0%	25.0%	#DIV/0!	#DIV/0!
40-44	19.9%	#DIV/0!	26.9%	7.4%	20.0%	30.3%	13.6%	14.3%	22.5%	20.0%	#DIV/0!	#DIV/0!
45-49	13.9%	#DIV/0!	23.1%	18.5%	22.9%	18.2%	4.5%	3.6%	12.5%	0.0%	#DIV/0!	#DIV/0!
50-54	8.2%	#DIV/0!	7.7%	25.9%	5.7%	6.1%	0.0%	7.1%	10.0%	0.0%	#DIV/0!	#DIV/0!
55-59	9.1%	#DIV/0!	19.2%	7.4%	8.6%	15.2%	4.5%	10.7%	5.0%	0.0%	#DIV/0!	#DIV/0!
60-64	3.9%	#DIV/0!	3.8%	11.1%	2.9%	6.1%	0.0%	0.0%	0.0%	10.0%	#DIV/0!	#DIV/0!
65-69	0.9%	#DIV/0!	0.0%	3.7%	0.0%	3.0%	0.0%	0.0%	0.0%	0.0%	#DIV/0!	#DIV/0!
70-74	3.0%	#DIV/0!	3.8%	14.8%	5.7%	0.0%	0.0%	0.0%	0.0%	0.0%	#DIV/0!	#DIV/0!
>=75	0.9%	#DIV/0!	3.8%	3.7%	0.0%	0.0%	0.0%	0.0%	0.0%	0.0%	#DIV/0!	#DIV/0!
Total # of vehicle	231	0	26	27	35	33	22	28	40	20	0	0
Average speed	43.3	#DIV/0!	48.7	55.3	45.4	46.1	34.8	38.7	38.6	37.4	#DIV/0!	#DIV/0!
St. Dev.	11.6	#DIV/0!	9.2	11.9	10.5	9.7	8.2	9.6	10.0	9.6	#DIV/0!	#DIV/0!
85th percentile	55.2	#NUM!	57.2	71.3	55.1	57.0	42.6	50.5	49.6	42.7	#NUM!	#NUM!
Min	17.4	0.0	32.3	30.0	27.7	27.7	23.1	26.5	17.4	25.4	0.0	0.0
Max	80.4	0.0	74.6	80.4	70.1	66.6	55.2	57.5	56.3	60.9	0.0	0.0
Range	63.0	0.0	42.4	50.4	42.4	38.9	32.1	30.9	38.9	35.5	0.0	0.0

Vehicle Speed (50-75 FT Vehicles)	Hour											
	Total	20:00-21:00	21:00-22:00	22:00-23:00	23:00-00:00	00:00-01:00	01:00-02:00	02:00-03:00	03:00-04:00	04:00-05:00	05:00-06:00	06:00-07:00
MPH												
< 10	0.0%	#DIV/0!	0.0%	0.0%	0.0%	0.0%	0.0%	0.0%	0.0%	0.0%	#DIV/0!	#DIV/0!
10-14	0.0%	#DIV/0!	0.0%	0.0%	0.0%	0.0%	0.0%	0.0%	0.0%	0.0%	#DIV/0!	#DIV/0!
15-19	0.9%	#DIV/0!	0.0%	0.0%	0.0%	0.0%	11.1%	0.0%	0.0%	0.0%	#DIV/0!	#DIV/0!
20-24	0.0%	#DIV/0!	0.0%	0.0%	0.0%	0.0%	0.0%	0.0%	0.0%	0.0%	#DIV/0!	#DIV/0!
25-29	10.1%	#DIV/0!	0.0%	0.0%	4.2%	11.8%	0.0%	21.4%	20.0%	18.2%	#DIV/0!	#DIV/0!
30-34	29.4%	#DIV/0!	11.1%	0.0%	33.3%	11.8%	77.8%	28.6%	33.3%	45.5%	#DIV/0!	#DIV/0!
35-39	13.8%	#DIV/0!	0.0%	0.0%	12.5%	29.4%	0.0%	14.3%	26.7%	9.1%	#DIV/0!	#DIV/0!
40-44	19.3%	#DIV/0!	33.3%	40.0%	20.8%	23.5%	11.1%	14.3%	13.3%	0.0%	#DIV/0!	#DIV/0!
45-49	10.1%	#DIV/0!	0.0%	30.0%	16.7%	11.8%	0.0%	14.3%	0.0%	0.0%	#DIV/0!	#DIV/0!
50-54	7.3%	#DIV/0!	22.2%	30.0%	0.0%	5.9%	0.0%	7.1%	0.0%	9.1%	#DIV/0!	#DIV/0!
55-59	4.6%	#DIV/0!	22.2%	0.0%	8.3%	0.0%	0.0%	0.0%	6.7%	0.0%	#DIV/0!	#DIV/0!
60-64	1.8%	#DIV/0!	0.0%	0.0%	4.2%	0.0%	0.0%	0.0%	0.0%	9.1%	#DIV/0!	#DIV/0!
65-69	0.0%	#DIV/0!	0.0%	0.0%	0.0%	0.0%	0.0%	0.0%	0.0%	0.0%	#DIV/0!	#DIV/0!
70-74	2.8%	#DIV/0!	11.1%	0.0%	0.0%	5.9%	0.0%	0.0%	0.0%	9.1%	#DIV/0!	#DIV/0!
>=75	0.0%	#DIV/0!	0.0%	0.0%	0.0%	0.0%	0.0%	0.0%	0.0%	0.0%	#DIV/0!	#DIV/0!
Total # of vehicle	109	0	9	10	24	17	9	14	15	11	0	0
Average speed	40.2	#DIV/0!	50.5	46.2	40.4	40.9	31.8	37.7	36.2	40.4	#DIV/0!	#DIV/0!
St. Dev.	10.3	#DIV/0!	12.0	4.7	8.8	10.1	6.8	8.0	7.8	15.2	#DIV/0!	#DIV/0!
85th percentile	50.6	#NUM!	58.8	50.6	47.8	49.4	34.6	49.4	42.2	58.0	#NUM!	#NUM!
Min	15.1	0.0	32.3	40.3	30.0	25.4	15.1	27.7	26.5	26.5	0.0	0.0
Max	73.5	0.0	73.5	52.9	62.0	70.1	40.3	51.7	57.5	72.3	0.0	0.0
Range	58.4	0.0	41.2	12.6	32.1	44.7	25.2	24.0	30.9	45.8	0.0	0.0

Vehicle Speed (+75 FT Vehicles)	Hour											
	Total	20:00-21:00	21:00-22:00	22:00-23:00	23:00-00:00	00:00-01:00	01:00-02:00	02:00-03:00	03:00-04:00	04:00-05:00	05:00-06:00	06:00-07:00
MPH												
< 10	0.0%	#DIV/0!	0.0%	0.0%	0.0%	0.0%	0.0%	0.0%	0.0%	0.0%	#DIV/0!	#DIV/0!
10-14	0.0%	#DIV/0!	0.0%	0.0%	0.0%	0.0%	0.0%	0.0%	0.0%	0.0%	#DIV/0!	#DIV/0!
15-19	0.0%	#DIV/0!	0.0%	0.0%	0.0%	0.0%	0.0%	0.0%	0.0%	0.0%	#DIV/0!	#DIV/0!
20-24	0.0%	#DIV/0!	0.0%	0.0%	0.0%	0.0%	0.0%	0.0%	0.0%	0.0%	#DIV/0!	#DIV/0!
25-29	0.0%	#DIV/0!	0.0%	0.0%	0.0%	0.0%	0.0%	0.0%	0.0%	0.0%	#DIV/0!	#DIV/0!
30-34	 7.9%	#DIV/0!	0.0%	0.0%	0.0%	0.0%	25.0%	0.0%	0.0%	50.0%	#DIV/0!	#DIV/0!
35-39	 15.8%	#DIV/0!	0.0%	0.0%	16.7%	20.0%	0.0%	40.0%	40.0%	0.0%	#DIV/0!	#DIV/0!
40-44	 26.3%	#DIV/0!	20.0%	0.0%	50.0%	40.0%	50.0%	20.0%	20.0%	0.0%	#DIV/0!	#DIV/0!
45-49	 21.1%	#DIV/0!	20.0%	50.0%	33.3%	0.0%	25.0%	20.0%	0.0%	25.0%	#DIV/0!	#DIV/0!
50-54	 2.6%	#DIV/0!	20.0%	0.0%	0.0%	0.0%	0.0%	0.0%	0.0%	0.0%	#DIV/0!	#DIV/0!
55-59	 13.2%	#DIV/0!	20.0%	0.0%	0.0%	40.0%	0.0%	0.0%	20.0%	25.0%	#DIV/0!	#DIV/0!
60-64	 5.3%	#DIV/0!	0.0%	50.0%	0.0%	0.0%	0.0%	0.0%	0.0%	0.0%	#DIV/0!	#DIV/0!
65-69	 2.6%	#DIV/0!	0.0%	0.0%	0.0%	0.0%	0.0%	0.0%	20.0%	0.0%	#DIV/0!	#DIV/0!
70-74	 2.6%	#DIV/0!	0.0%	0.0%	0.0%	0.0%	0.0%	20.0%	0.0%	0.0%	#DIV/0!	#DIV/0!
>=75	 2.6%	#DIV/0!	20.0%	0.0%	0.0%	0.0%	0.0%	0.0%	0.0%	0.0%	#DIV/0!	#DIV/0!
Total # of vehicle	38	0	5	4	6	5	4	5	5	4	0	0
Average speed	47.5	#DIV/0!	56.8	55.5	43.1	47.4	41.1	46.5	48.1	42.0	#DIV/0!	#DIV/0!
St. Dev.	11.2	#DIV/0!	15.5	7.6	4.0	8.8	7.6	14.1	13.1	11.2	#DIV/0!	#DIV/0!
85th percentile	58.0	#NUM!	68.2	62.0	46.3	56.8	46.4	57.0	60.2	51.6	#NUM!	#NUM!
Min	31.1	0.0	43.7	48.3	35.7	39.1	31.1	35.7	38.0	31.1	0.0	0.0
Max	82.6	0.0	82.6	62.0	47.2	57.5	49.4	70.1	67.8	55.2	0.0	0.0
Range	51.5	0.0	38.9	13.7	11.4	18.3	18.3	34.3	29.8	24.0	0.0	0.0

Day 11 3<sup>rd</sup> WZ

Vehicle Speed (all vehicles)	Hour											
	Total	20:00-21:00	21:00-22:00	22:00-23:00	23:00-00:00	00:00-01:00	01:00-02:00	02:00-03:00	03:00-04:00	04:00-05:00	05:00-06:00	06:00-07:00
MPH												
< 10	0.0%	#DIV/0!	0.0%	0.0%	0.0%	0.0%	0.0%	0.0%	0.0%	0.0%	#DIV/0!	#DIV/0!
10-14	0.1%	#DIV/0!	0.0%	0.0%	0.0%	0.0%	0.0%	0.0%	0.7%	0.0%	#DIV/0!	#DIV/0!
15-19	0.2%	#DIV/0!	0.0%	0.0%	0.0%	1.4%	0.0%	0.0%	0.0%	0.0%	#DIV/0!	#DIV/0!
20-24	1.3%	#DIV/0!	0.0%	0.0%	0.0%	3.2%	0.0%	4.5%	2.8%	1.9%	#DIV/0!	#DIV/0!
25-29	3.6%	#DIV/0!	0.0%	0.0%	0.8%	4.1%	2.8%	5.2%	12.8%	9.4%	#DIV/0!	#DIV/0!
30-34	4.8%	#DIV/0!	0.0%	0.0%	3.4%	2.3%	4.9%	7.5%	14.9%	13.8%	#DIV/0!	#DIV/0!
35-39	9.1%	#DIV/0!	0.4%	0.0%	9.2%	9.6%	9.8%	15.7%	17.7%	20.6%	#DIV/0!	#DIV/0!
40-44	14.0%	#DIV/0!	1.4%	1.5%	13.4%	17.0%	25.9%	21.6%	27.0%	19.4%	#DIV/0!	#DIV/0!
45-49	11.9%	#DIV/0!	2.8%	1.0%	16.4%	16.5%	19.6%	19.4%	13.5%	13.8%	#DIV/0!	#DIV/0!
50-54	14.0%	#DIV/0!	10.6%	6.7%	17.6%	20.6%	19.6%	20.1%	5.0%	12.5%	#DIV/0!	#DIV/0!
55-59	11.7%	#DIV/0!	20.1%	13.8%	10.5%	13.8%	11.9%	3.7%	3.5%	6.9%	#DIV/0!	#DIV/0!
60-64	12.2%	#DIV/0!	23.7%	24.6%	18.1%	6.4%	4.2%	2.2%	0.7%	1.3%	#DIV/0!	#DIV/0!
65-69	8.8%	#DIV/0!	20.8%	22.6%	7.6%	3.7%	0.7%	0.0%	1.4%	0.6%	#DIV/0!	#DIV/0!
70-74	4.3%	#DIV/0!	12.4%	13.8%	0.4%	0.9%	0.0%	0.0%	0.0%	0.0%	#DIV/0!	#DIV/0!
>=75	4.0%	#DIV/0!	7.8%	15.9%	2.5%	0.5%	0.7%	0.0%	0.0%	0.0%	#DIV/0!	#DIV/0!
Total # of vehicles	1512	0	283	195	238	218	143	134	141	160	0	0
Average speed	51.7	#DIV/0!	62.7	65.8	52.5	47.6	47.1	43.2	39.9	41.6	#DIV/0!	#DIV/0!
St. Dev.	13.1	#DIV/0!	8.0	8.7	11.2	11.1	8.7	8.7	9.1	9.1	#DIV/0!	#DIV/0!
85th percentile	65.7	#NUM!	70.9	74.8	63.1	57.9	55.3	51.4	47.5	51.4	#NUM!	#NUM!
Min	12.4	0.0	37.1	41.0	28.0	16.3	25.4	21.5	12.4	20.2	0.0	0.0
Max	103.4	0.0	83.9	91.7	103.4	83.9	85.2	64.4	67.0	67.0	0.0	0.0
Range	91.0	0.0	46.8	50.7	75.4	67.6	59.8	42.9	54.6	46.8	0.0	0.0

Vehicle Speed (0-25 FT Vehicles)	Hour											
	Total	20:00-21:00	21:00-22:00	22:00-23:00	23:00-00:00	00:00-01:00	01:00-02:00	02:00-03:00	03:00-04:00	04:00-05:00	05:00-06:00	06:00-07:00
MPH												
< 10	0.0%	#DIV/0!	0.0%	0.0%	0.0%	0.0%	0.0%	0.0%	0.0%	0.0%	#DIV/0!	#DIV/0!
10-14	0.0%	#DIV/0!	0.0%	0.0%	0.0%	0.0%	0.0%	0.0%	0.0%	0.0%	#DIV/0!	#DIV/0!
15-19	0.1%	#DIV/0!	0.0%	0.0%	0.0%	0.6%	0.0%	0.0%	0.0%	0.0%	#DIV/0!	#DIV/0!
20-24	1.0%	#DIV/0!	0.0%	0.0%	0.0%	2.5%	0.0%	6.3%	1.2%	1.0%	#DIV/0!	#DIV/0!
25-29	2.6%	#DIV/0!	0.0%	0.0%	0.0%	4.3%	2.0%	6.3%	10.6%	6.7%	#DIV/0!	#DIV/0!
30-34	3.2%	#DIV/0!	0.0%	0.0%	4.3%	1.9%	4.1%	2.5%	11.8%	8.7%	#DIV/0!	#DIV/0!
35-39	7.5%	#DIV/0!	0.4%	0.0%	7.6%	8.0%	8.2%	17.5%	18.8%	18.3%	#DIV/0!	#DIV/0!
40-44	12.0%	#DIV/0!	1.6%	1.2%	11.4%	17.3%	23.5%	17.5%	28.2%	20.2%	#DIV/0!	#DIV/0!
45-49	11.1%	#DIV/0!	2.8%	0.0%	15.1%	16.7%	19.4%	21.3%	16.5%	13.5%	#DIV/0!	#DIV/0!
50-54	13.7%	#DIV/0!	7.6%	3.5%	17.3%	18.5%	25.5%	23.8%	7.1%	18.3%	#DIV/0!	#DIV/0!
55-59	12.5%	#DIV/0!	17.9%	13.9%	10.8%	15.4%	11.2%	3.8%	3.5%	10.6%	#DIV/0!	#DIV/0!
60-64	14.9%	#DIV/0!	25.1%	26.6%	20.5%	8.6%	5.1%	1.3%	0.0%	1.9%	#DIV/0!	#DIV/0!
65-69	11.2%	#DIV/0!	23.1%	23.1%	9.2%	4.9%	1.0%	0.0%	2.4%	1.0%	#DIV/0!	#DIV/0!
70-74	5.4%	#DIV/0!	13.1%	14.5%	0.5%	1.2%	0.0%	0.0%	0.0%	0.0%	#DIV/0!	#DIV/0!
>=75	5.0%	#DIV/0!	8.4%	17.3%	3.2%	0.0%	0.0%	0.0%	0.0%	0.0%	#DIV/0!	#DIV/0!
Total # of vehicles	1138	0	251	173	185	162	98	80	85	104	0	0
Average speed	54.0	#DIV/0!	63.3	66.7	53.9	48.8	47.7	43.1	41.4	44.1	#DIV/0!	#DIV/0!
St. Dev.	12.9	#DIV/0!	7.9	8.2	11.5	10.7	7.9	9.2	8.6	9.2	#DIV/0!	#DIV/0!
85th percentile	67.0	#NUM!	71.8	76.1	64.4	59.2	55.3	51.4	48.8	54.0	#NUM!	#NUM!
Min	18.9	0.0	37.1	41.0	31.9	18.9	25.4	21.5	22.8	22.8	0.0	0.0
Max	103.4	0.0	83.9	91.7	103.4	73.5	68.3	61.8	67.0	67.0	0.0	0.0
Range	84.5	0.0	46.8	50.7	71.5	54.6	42.9	40.3	44.2	44.2	0.0	0.0

		Hour										
Vehicle Speed (25-50 FT Vehicles)	Total	20:00-21:00	21:00-22:00	22:00-23:00	23:00-00:00	00:00-01:00	01:00-02:00	02:00-03:00	03:00-04:00	04:00-05:00	05:00-06:00	06:00-07:00
		MPH										
< 10	0.0%	#DIV/0!	0.0%	0.0%	0.0%	0.0%	0.0%	0.0%	0.0%	0.0%	#DIV/0!	#DIV/0!
10-14	0.5%	#DIV/0!	0.0%	0.0%	0.0%	0.0%	0.0%	0.0%	3.4%	0.0%	#DIV/0!	#DIV/0!
15-19	0.5%	#DIV/0!	0.0%	0.0%	0.0%	3.3%	0.0%	0.0%	0.0%	0.0%	#DIV/0!	#DIV/0!
20-24	1.9%	#DIV/0!	0.0%	0.0%	0.0%	3.3%	0.0%	3.2%	3.4%	3.4%	#DIV/0!	#DIV/0!
25-29	4.8%	#DIV/0!	0.0%	0.0%	3.2%	6.7%	0.0%	6.5%	13.8%	3.4%	#DIV/0!	#DIV/0!
30-34	6.7%	#DIV/0!	0.0%	0.0%	0.0%	3.3%	4.3%	6.5%	13.8%	20.7%	#DIV/0!	#DIV/0!
35-39	13.8%	#DIV/0!	0.0%	0.0%	12.9%	6.7%	8.7%	12.9%	27.6%	31.0%	#DIV/0!	#DIV/0!
40-44	17.6%	#DIV/0!	0.0%	0.0%	16.1%	20.0%	30.4%	22.6%	20.7%	20.7%	#DIV/0!	#DIV/0!
45-49	17.6%	#DIV/0!	4.3%	14.3%	25.8%	20.0%	26.1%	19.4%	10.3%	17.2%	#DIV/0!	#DIV/0!
50-54	15.7%	#DIV/0!	34.8%	14.3%	19.4%	26.7%	8.7%	19.4%	0.0%	3.4%	#DIV/0!	#DIV/0!
55-59	11.0%	#DIV/0!	39.1%	14.3%	9.7%	10.0%	17.4%	3.2%	3.4%	0.0%	#DIV/0!	#DIV/0!
60-64	5.7%	#DIV/0!	13.0%	14.3%	9.7%	0.0%	4.3%	6.5%	3.4%	0.0%	#DIV/0!	#DIV/0!
65-69	2.4%	#DIV/0!	0.0%	28.6%	3.2%	0.0%	0.0%	0.0%	0.0%	0.0%	#DIV/0!	#DIV/0!
70-74	1.0%	#DIV/0!	4.3%	7.1%	0.0%	0.0%	0.0%	0.0%	0.0%	0.0%	#DIV/0!	#DIV/0!
>=75	1.0%	#DIV/0!	4.3%	7.1%	0.0%	0.0%	0.0%	0.0%	0.0%	0.0%	#DIV/0!	#DIV/0!
Total # of vehicle	210	0	23	14	31	30	23	31	29	29	0	0
Average speed	46.4	#DIV/0!	58.0	61.7	48.8	44.1	47.7	44.3	38.1	38.8	#DIV/0!	#DIV/0!
St. Dev.	11.1	#DIV/0!	7.3	9.4	8.4	10.3	7.3	9.1	10.0	6.9	#DIV/0!	#DIV/0!
85th percentile	57.9	#NUM!	64.0	69.6	57.2	52.7	58.0	51.4	45.9	46.2	#NUM!	#NUM!
Min	12.4	0.0	48.8	48.8	28.0	16.3	34.5	24.1	12.4	21.5	0.0	0.0
Max	81.3	0.0	80.0	81.3	67.0	56.6	60.5	64.4	61.8	51.4	0.0	0.0
Range	68.9	0.0	31.2	32.5	39.0	40.3	26.0	40.3	49.4	29.9	0.0	0.0

		Hour										
Vehicle Speed (50-75 FT Vehicles)	Total	20:00-21:00	21:00-22:00	22:00-23:00	23:00-00:00	00:00-01:00	01:00-02:00	02:00-03:00	03:00-04:00	04:00-05:00	05:00-06:00	06:00-07:00
		MPH										
< 10	0.0%	#DIV/0!	0.0%	0.0%	0.0%	0.0%	0.0%	0.0%	0.0%	0.0%	#DIV/0!	#DIV/0!
10-14	0.0%	#DIV/0!	0.0%	0.0%	0.0%	0.0%	0.0%	0.0%	0.0%	0.0%	#DIV/0!	#DIV/0!
15-19	0.7%	#DIV/0!	0.0%	0.0%	0.0%	4.8%	0.0%	0.0%	0.0%	0.0%	#DIV/0!	#DIV/0!
20-24	3.6%	#DIV/0!	0.0%	0.0%	0.0%	9.5%	0.0%	0.0%	9.1%	4.8%	#DIV/0!	#DIV/0!
25-29	10.1%	#DIV/0!	0.0%	0.0%	4.8%	0.0%	10.5%	0.0%	22.7%	28.6%	#DIV/0!	#DIV/0!
30-34	15.9%	#DIV/0!	0.0%	0.0%	0.0%	4.8%	10.5%	28.6%	27.3%	33.3%	#DIV/0!	#DIV/0!
35-39	15.2%	#DIV/0!	0.0%	0.0%	19.0%	23.8%	21.1%	14.3%	4.5%	19.0%	#DIV/0!	#DIV/0!
40-44	20.3%	#DIV/0!	0.0%	14.3%	28.6%	9.5%	31.6%	33.3%	22.7%	4.8%	#DIV/0!	#DIV/0!
45-49	9.4%	#DIV/0!	0.0%	0.0%	9.5%	14.3%	10.5%	9.5%	9.1%	9.5%	#DIV/0!	#DIV/0!
50-54	15.2%	#DIV/0!	50.0%	57.1%	19.0%	28.6%	5.3%	9.5%	4.5%	0.0%	#DIV/0!	#DIV/0!
55-59	6.5%	#DIV/0!	50.0%	14.3%	9.5%	4.8%	5.3%	4.8%	0.0%	0.0%	#DIV/0!	#DIV/0!
60-64	1.4%	#DIV/0!	0.0%	0.0%	9.5%	0.0%	0.0%	0.0%	0.0%	0.0%	#DIV/0!	#DIV/0!
65-69	0.0%	#DIV/0!	0.0%	0.0%	0.0%	0.0%	0.0%	0.0%	0.0%	0.0%	#DIV/0!	#DIV/0!
70-74	0.7%	#DIV/0!	0.0%	14.3%	0.0%	0.0%	0.0%	0.0%	0.0%	0.0%	#DIV/0!	#DIV/0!
>=75	0.7%	#DIV/0!	0.0%	0.0%	0.0%	0.0%	5.3%	0.0%	0.0%	0.0%	#DIV/0!	#DIV/0!
Total # of vehicle	138	0	6	7	21	21	19	21	22	21	0	0
Average speed	41.6	#DIV/0!	54.4	55.1	46.2	41.6	42.9	41.6	35.5	33.8	#DIV/0!	#DIV/0!
St. Dev.	10.5	#DIV/0!	1.1	8.1	8.8	11.0	12.8	6.7	8.0	6.5	#DIV/0!	#DIV/0!
85th percentile	51.9	#NUM!	55.3	60.3	55.3	51.4	49.2	47.5	44.5	38.4	#NUM!	#NUM!
Min	18.9	0.0	52.7	44.9	29.3	18.9	25.4	31.9	21.5	20.2	0.0	0.0
Max	85.2	0.0	55.3	70.9	61.8	56.6	85.2	56.6	50.1	48.8	0.0	0.0
Range	66.3	0.0	2.6	26.0	32.5	37.7	59.8	24.7	28.6	28.6	0.0	0.0

Vehicle Speed (+75 FT Vehicles)	Hour											
	Total	20:00-21:00	21:00-22:00	22:00-23:00	23:00-00:00	00:00-01:00	01:00-02:00	02:00-03:00	03:00-04:00	04:00-05:00	05:00-06:00	06:00-07:00
MPH												
< 10	0.0%	#DIV/0!	0.0%	0.0%	0.0%	0.0%	0.0%	0.0%	0.0%	0.0%	#DIV/0!	#DIV/0!
10-14	0.0%	#DIV/0!	0.0%	0.0%	0.0%	0.0%	0.0%	0.0%	0.0%	0.0%	#DIV/0!	#DIV/0!
15-19	0.0%	#DIV/0!	0.0%	0.0%	0.0%	0.0%	0.0%	0.0%	0.0%	0.0%	#DIV/0!	#DIV/0!
20-24	0.0%	#DIV/0!	0.0%	0.0%	0.0%	0.0%	0.0%	0.0%	0.0%	0.0%	#DIV/0!	#DIV/0!
25-29	3.8%	#DIV/0!	0.0%	0.0%	0.0%	0.0%	0.0%	0.0%	0.0%	16.7%	#DIV/0!	#DIV/0!
30-34	3.8%	#DIV/0!	0.0%	0.0%	0.0%	0.0%	0.0%	0.0%	20.0%	0.0%	#DIV/0!	#DIV/0!
35-39	7.7%	#DIV/0!	0.0%	0.0%	0.0%	20.0%	0.0%	0.0%	0.0%	16.7%	#DIV/0!	#DIV/0!
40-44	34.6%	#DIV/0!	0.0%	0.0%	0.0%	20.0%	33.3%	50.0%	60.0%	50.0%	#DIV/0!	#DIV/0!
45-49	15.4%	#DIV/0!	0.0%	0.0%	100.0%	0.0%	33.3%	50.0%	0.0%	16.7%	#DIV/0!	#DIV/0!
50-54	7.7%	#DIV/0!	0.0%	100.0%	0.0%	20.0%	0.0%	0.0%	0.0%	0.0%	#DIV/0!	#DIV/0!
55-59	11.5%	#DIV/0!	0.0%	0.0%	0.0%	20.0%	33.3%	0.0%	20.0%	0.0%	#DIV/0!	#DIV/0!
60-64	3.8%	#DIV/0!	33.3%	0.0%	0.0%	0.0%	0.0%	0.0%	0.0%	0.0%	#DIV/0!	#DIV/0!
65-69	3.8%	#DIV/0!	33.3%	0.0%	0.0%	0.0%	0.0%	0.0%	0.0%	0.0%	#DIV/0!	#DIV/0!
70-74	3.8%	#DIV/0!	33.3%	0.0%	0.0%	0.0%	0.0%	0.0%	0.0%	0.0%	#DIV/0!	#DIV/0!
>=75	3.8%	#DIV/0!	0.0%	0.0%	0.0%	20.0%	0.0%	0.0%	0.0%	0.0%	#DIV/0!	#DIV/0!
Total # of vehicle	26	0	3	1	1	5	3	2	5	6	0	0
Average speed	48.7	#DIV/0!	67.4	51.4	47.5	54.0	48.8	44.2	44.1	39.9	#DIV/0!	#DIV/0!
St. Dev.	12.4	#DIV/0!	5.9	#DIV/0!	#DIV/0!	18.5	7.2	2.8	8.0	6.5	#DIV/0!	#DIV/0!
85th percentile	57.9	#NUM!	71.5	51.4	47.5	67.5	53.8	45.6	49.5	45.2	#NUM!	#NUM!
Min	28.0	0.0	61.8	51.4	47.5	37.1	42.3	42.3	34.5	28.0	0.0	0.0
Max	83.9	0.0	73.5	51.4	47.5	83.9	56.6	46.2	56.6	46.2	0.0	0.0
Range	55.9	0.0	11.7	0.0	0.0	46.8	14.3	3.9	22.1	18.2	0.0	0.0



Day 12 Before RWA

Vehicle Speed (all vehicles)	Hour											
	Total	20:00-21:00	21:00-22:00	22:00-23:00	23:00-00:00	00:00-01:00	01:00-02:00	02:00-03:00	03:00-04:00	04:00-05:00	05:00-06:00	06:00-07:00
MPH												
< 10	0.0%	#DIV/0!	0.0%	0.0%	0.0%	0.0%	0.0%	0.0%	0.0%	0.0%	#DIV/0!	#DIV/0!
10-14	0.0%	#DIV/0!	0.0%	0.0%	0.0%	0.0%	0.0%	0.0%	0.0%	0.0%	#DIV/0!	#DIV/0!
15-19	0.0%	#DIV/0!	0.0%	0.0%	0.0%	0.0%	0.0%	0.0%	0.0%	0.0%	#DIV/0!	#DIV/0!
20-24	0.0%	#DIV/0!	0.0%	0.0%	0.0%	0.0%	0.0%	0.0%	0.0%	0.0%	#DIV/0!	#DIV/0!
25-29	0.1%	#DIV/0!	0.2%	0.4%	0.0%	0.0%	0.0%	0.0%	0.0%	0.0%	#DIV/0!	#DIV/0!
30-34	0.5%	#DIV/0!	0.2%	1.1%	0.0%	0.7%	1.1%	0.0%	0.0%	1.1%	#DIV/0!	#DIV/0!
35-39	1.6%	#DIV/0!	3.0%	0.7%	2.1%	1.3%	1.1%	0.0%	0.0%	1.1%	#DIV/0!	#DIV/0!
40-44	3.7%	#DIV/0!	4.2%	4.0%	2.1%	3.3%	3.3%	5.6%	6.3%	1.1%	#DIV/0!	#DIV/0!
45-49	9.6%	#DIV/0!	14.4%	6.1%	8.6%	7.8%	8.9%	7.9%	6.3%	8.4%	#DIV/0!	#DIV/0!
50-54	12.2%	#DIV/0!	14.2%	10.8%	14.4%	5.9%	14.4%	12.4%	12.5%	11.6%	#DIV/0!	#DIV/0!
55-59	20.0%	#DIV/0!	18.2%	22.7%	23.0%	22.9%	14.4%	14.6%	25.0%	16.8%	#DIV/0!	#DIV/0!
60-64	16.1%	#DIV/0!	13.7%	20.6%	13.4%	19.0%	11.1%	14.6%	20.3%	16.8%	#DIV/0!	#DIV/0!
65-69	15.3%	#DIV/0!	12.9%	14.8%	15.0%	18.3%	20.0%	19.1%	10.9%	16.8%	#DIV/0!	#DIV/0!
70-74	9.9%	#DIV/0!	8.7%	9.4%	9.1%	12.4%	14.4%	11.2%	7.8%	9.5%	#DIV/0!	#DIV/0!
>=75	11.0%	#DIV/0!	10.2%	9.4%	12.3%	8.5%	11.1%	14.6%	10.9%	16.8%	#DIV/0!	#DIV/0!
Total # of vehicles	1357	0	402	277	187	153	90	89	64	95	0	0
Average speed	61.0	#DIV/0!	59.4	61.0	61.2	62.1	61.2	62.5	61.2	63.2	#DIV/0!	#DIV/0!
St. Dev.	10.6	#DIV/0!	11.3	9.8	9.9	10.0	10.9	10.8	10.1	11.1	#DIV/0!	#DIV/0!
85th percentile	71.9	#NUM!	71.0	71.0	73.0	72.6	72.0	73.6	70.6	75.0	#NUM!	#NUM!
Min	28.1	0.0	28.1	29.7	38.4	34.6	33.8	41.0	42.7	33.8	0.0	0.0
Max	89.0	0.0	89.0	85.2	83.9	84.7	85.5	88.2	88.8	88.8	0.0	0.0
Range	60.9	0.0	60.9	55.5	45.5	50.2	51.8	47.2	46.1	55.0	0.0	0.0

Vehicle Speed (0-25 FT Vehicles)	Hour											
	Total	20:00-21:00	21:00-22:00	22:00-23:00	23:00-00:00	00:00-01:00	01:00-02:00	02:00-03:00	03:00-04:00	04:00-05:00	05:00-06:00	06:00-07:00
MPH												
< 10	0.0%	#DIV/0!	0.0%	0.0%	0.0%	0.0%	0.0%	0.0%	0.0%	0.0%	#DIV/0!	#DIV/0!
10-14	0.0%	#DIV/0!	0.0%	0.0%	0.0%	0.0%	0.0%	0.0%	0.0%	0.0%	#DIV/0!	#DIV/0!
15-19	0.0%	#DIV/0!	0.0%	0.0%	0.0%	0.0%	0.0%	0.0%	0.0%	0.0%	#DIV/0!	#DIV/0!
20-24	0.0%	#DIV/0!	0.0%	0.0%	0.0%	0.0%	0.0%	0.0%	0.0%	0.0%	#DIV/0!	#DIV/0!
25-29	0.2%	#DIV/0!	0.3%	0.5%	0.0%	0.0%	0.0%	0.0%	0.0%	0.0%	#DIV/0!	#DIV/0!
30-34	0.7%	#DIV/0!	0.3%	1.4%	0.0%	1.0%	1.5%	0.0%	0.0%	2.3%	#DIV/0!	#DIV/0!
35-39	1.8%	#DIV/0!	3.7%	0.5%	2.2%	1.0%	1.5%	0.0%	0.0%	0.0%	#DIV/0!	#DIV/0!
40-44	3.8%	#DIV/0!	4.3%	3.9%	2.9%	2.0%	3.1%	4.8%	7.7%	2.3%	#DIV/0!	#DIV/0!
45-49	7.9%	#DIV/0!	13.7%	4.8%	4.3%	6.1%	4.6%	8.1%	2.6%	7.0%	#DIV/0!	#DIV/0!
50-54	10.6%	#DIV/0!	13.3%	10.1%	14.5%	4.0%	9.2%	8.1%	7.7%	4.7%	#DIV/0!	#DIV/0!
55-59	21.5%	#DIV/0!	19.7%	24.6%	25.4%	23.2%	15.4%	12.9%	30.8%	16.3%	#DIV/0!	#DIV/0!
60-64	18.3%	#DIV/0!	16.3%	22.2%	16.7%	18.2%	15.4%	14.5%	23.1%	23.3%	#DIV/0!	#DIV/0!
65-69	17.0%	#DIV/0!	14.0%	14.5%	17.4%	24.2%	23.1%	22.6%	12.8%	18.6%	#DIV/0!	#DIV/0!
70-74	9.9%	#DIV/0!	7.0%	10.6%	8.7%	13.1%	16.9%	14.5%	2.6%	11.6%	#DIV/0!	#DIV/0!
>=75	8.4%	#DIV/0!	7.3%	6.8%	8.0%	7.1%	9.2%	14.5%	12.8%	14.0%	#DIV/0!	#DIV/0!
Total # of vehicles	953	0	300	207	138	99	65	62	39	43	0	0
Average speed	60.8	#DIV/0!	58.6	60.7	61.0	62.8	62.1	63.5	61.8	63.3	#DIV/0!	#DIV/0!
St. Dev.	10.1	#DIV/0!	10.5	9.4	9.0	9.4	10.1	10.6	10.5	10.5	#DIV/0!	#DIV/0!
85th percentile	71.0	#NUM!	69.5	70.3	70.2	72.2	71.8	73.6	70.0	73.2	#NUM!	#NUM!
Min	28.1	0.0	28.1	29.7	38.4	34.6	33.8	41.0	42.7	33.8	0.0	0.0
Max	89.0	0.0	89.0	84.7	81.5	84.7	83.1	88.2	88.8	86.3	0.0	0.0
Range	60.9	0.0	60.9	55.0	43.1	50.2	49.4	47.2	46.1	52.6	0.0	0.0

Vehicle Speed (25-50 FT Vehicles)	Hour											
	Total	20:00-21:00	21:00-22:00	22:00-23:00	23:00-00:00	00:00-01:00	01:00-02:00	02:00-03:00	03:00-04:00	04:00-05:00	05:00-06:00	06:00-07:00
MPH												
< 10	0.0%	#DIV/0!	0.0%	0.0%	0.0%	0.0%	0.0%	0.0%	0.0%	0.0%	#DIV/0!	#DIV/0!
10-14	0.0%	#DIV/0!	0.0%	0.0%	0.0%	0.0%	0.0%	0.0%	0.0%	0.0%	#DIV/0!	#DIV/0!
15-19	0.0%	#DIV/0!	0.0%	0.0%	0.0%	0.0%	0.0%	0.0%	0.0%	0.0%	#DIV/0!	#DIV/0!
20-24	0.0%	#DIV/0!	0.0%	0.0%	0.0%	0.0%	0.0%	0.0%	0.0%	0.0%	#DIV/0!	#DIV/0!
25-29	0.0%	#DIV/0!	0.0%	0.0%	0.0%	0.0%	0.0%	0.0%	0.0%	0.0%	#DIV/0!	#DIV/0!
30-34	0.0%	#DIV/0!	0.0%	0.0%	0.0%	0.0%	0.0%	0.0%	0.0%	0.0%	#DIV/0!	#DIV/0!
35-39	1.8%	#DIV/0!	1.2%	1.9%	2.9%	2.9%	0.0%	0.0%	0.0%	3.2%	#DIV/0!	#DIV/0!
40-44	3.2%	#DIV/0!	3.7%	5.7%	0.0%	2.9%	5.6%	0.0%	6.7%	0.0%	#DIV/0!	#DIV/0!
45-49	12.2%	#DIV/0!	15.9%	9.4%	20.0%	8.8%	11.1%	10.0%	13.3%	3.2%	#DIV/0!	#DIV/0!
50-54	10.4%	#DIV/0!	12.2%	9.4%	8.6%	2.9%	27.8%	10.0%	6.7%	9.7%	#DIV/0!	#DIV/0!
55-59	14.7%	#DIV/0!	13.4%	13.2%	17.1%	17.6%	11.1%	10.0%	13.3%	19.4%	#DIV/0!	#DIV/0!
60-64	11.2%	#DIV/0!	4.9%	18.9%	5.7%	23.5%	0.0%	10.0%	20.0%	9.7%	#DIV/0!	#DIV/0!
65-69	11.9%	#DIV/0!	11.0%	13.2%	5.7%	8.8%	16.7%	30.0%	6.7%	16.1%	#DIV/0!	#DIV/0!
70-74	11.9%	#DIV/0!	17.1%	5.7%	8.6%	17.6%	15.6%	0.0%	20.0%	9.7%	#DIV/0!	#DIV/0!
>=75	22.7%	#DIV/0!	20.7%	22.6%	31.4%	14.7%	22.2%	30.0%	13.3%	29.0%	#DIV/0!	#DIV/0!
Total # of vehicle	278	0	82	53	35	34	18	10	15	31	0	0
Average speed	63.4	#DIV/0!	63.2	62.9	62.7	63.6	60.9	66.3	62.0	66.8	#DIV/0!	#DIV/0!
St. Dev.	12.4	#DIV/0!	13.3	11.8	13.0	10.9	13.6	12.4	11.0	12.4	#DIV/0!	#DIV/0!
85th percentile	77.6	#NUM!	79.3	76.0	78.3	73.5	79.1	76.9	73.3	81.5	#NUM!	#NUM!
Min	37.0	0.0	37.0	39.4	39.4	38.6	40.2	45.1	44.3	37.8	0.0	0.0
Max	88.8	0.0	88.8	85.2	83.9	80.8	85.5	86.3	81.5	88.8	0.0	0.0
Range	51.8	0.0	51.8	45.8	44.5	42.2	45.3	41.3	37.2	51.0	0.0	0.0

Vehicle Speed (50-75 FT Vehicles)	Hour											
	Total	20:00-21:00	21:00-22:00	22:00-23:00	23:00-00:00	00:00-01:00	01:00-02:00	02:00-03:00	03:00-04:00	04:00-05:00	05:00-06:00	06:00-07:00
MPH												
< 10	0.0%	#DIV/0!	0.0%	0.0%	0.0%	0.0%	0.0%	0.0%	0.0%	0.0%	#DIV/0!	#DIV/0!
10-14	0.0%	#DIV/0!	0.0%	0.0%	0.0%	0.0%	0.0%	0.0%	0.0%	0.0%	#DIV/0!	#DIV/0!
15-19	0.0%	#DIV/0!	0.0%	0.0%	0.0%	0.0%	0.0%	0.0%	0.0%	0.0%	#DIV/0!	#DIV/0!
20-24	0.0%	#DIV/0!	0.0%	0.0%	0.0%	0.0%	0.0%	0.0%	0.0%	0.0%	#DIV/0!	#DIV/0!
25-29	0.0%	#DIV/0!	0.0%	0.0%	0.0%	0.0%	0.0%	0.0%	0.0%	0.0%	#DIV/0!	#DIV/0!
30-34	0.0%	#DIV/0!	0.0%	0.0%	0.0%	0.0%	0.0%	0.0%	0.0%	0.0%	#DIV/0!	#DIV/0!
35-39	0.0%	#DIV/0!	0.0%	0.0%	0.0%	0.0%	0.0%	0.0%	0.0%	0.0%	#DIV/0!	#DIV/0!
40-44	5.3%	#DIV/0!	0.0%	0.0%	0.0%	10.0%	0.0%	22.2%	0.0%	0.0%	#DIV/0!	#DIV/0!
45-49	21.1%	#DIV/0!	25.0%	14.3%	37.5%	20.0%	0.0%	0.0%	20.0%	37.5%	#DIV/0!	#DIV/0!
50-54	24.6%	#DIV/0!	12.5%	42.9%	12.5%	30.0%	50.0%	33.3%	20.0%	12.5%	#DIV/0!	#DIV/0!
55-59	26.3%	#DIV/0!	12.5%	28.6%	25.0%	30.0%	50.0%	33.3%	20.0%	25.0%	#DIV/0!	#DIV/0!
60-64	12.3%	#DIV/0!	25.0%	0.0%	0.0%	10.0%	0.0%	11.1%	20.0%	25.0%	#DIV/0!	#DIV/0!
65-69	3.5%	#DIV/0!	0.0%	14.3%	12.5%	0.0%	0.0%	0.0%	0.0%	0.0%	#DIV/0!	#DIV/0!
70-74	3.5%	#DIV/0!	0.0%	0.0%	12.5%	0.0%	0.0%	0.0%	20.0%	0.0%	#DIV/0!	#DIV/0!
>=75	3.5%	#DIV/0!	25.0%	0.0%	0.0%	0.0%	0.0%	0.0%	0.0%	0.0%	#DIV/0!	#DIV/0!
Total # of vehicle	57	0	8	7	8	10	2	9	5	8	0	0
Average speed	55.7	#DIV/0!	61.6	55.4	56.5	52.8	55.6	52.7	58.7	54.5	#DIV/0!	#DIV/0!
St. Dev.	8.6	#DIV/0!	15.1	5.6	8.9	6.3	2.3	6.7	8.2	6.6	#DIV/0!	#DIV/0!
85th percentile	62.2	#NUM!	82.7	59.5	65.8	56.4	56.7	58.4	64.8	60.4	#NUM!	#NUM!
Min	41.8	0.0	46.7	47.3	46.7	44.3	54.0	41.8	48.3	45.1	0.0	0.0
Max	84.7	0.0	84.7	65.3	71.0	64.5	57.2	60.5	70.2	62.9	0.0	0.0
Range	42.9	0.0	38.0	18.0	24.3	20.2	3.2	18.6	21.8	17.8	0.0	0.0

Vehicle Speed (+75 FT Vehicles)	Hour											
	Total	20:00-21:00	21:00-22:00	22:00-23:00	23:00-00:00	00:00-01:00	01:00-02:00	02:00-03:00	03:00-04:00	04:00-05:00	05:00-06:00	06:00-07:00
MPH												
< 10	0.0%	#DIV/0!	0.0%	0.0%	0.0%	0.0%	0.0%	0.0%	0.0%	0.0%	#DIV/0!	#DIV/0!
10-14	0.0%	#DIV/0!	0.0%	0.0%	0.0%	0.0%	0.0%	0.0%	0.0%	0.0%	#DIV/0!	#DIV/0!
15-19	0.0%	#DIV/0!	0.0%	0.0%	0.0%	0.0%	0.0%	0.0%	0.0%	0.0%	#DIV/0!	#DIV/0!
20-24	0.0%	#DIV/0!	0.0%	0.0%	0.0%	0.0%	0.0%	0.0%	0.0%	0.0%	#DIV/0!	#DIV/0!
25-29	0.0%	#DIV/0!	0.0%	0.0%	0.0%	0.0%	0.0%	0.0%	0.0%	0.0%	#DIV/0!	#DIV/0!
30-34	0.0%	#DIV/0!	0.0%	0.0%	0.0%	0.0%	0.0%	0.0%	0.0%	0.0%	#DIV/0!	#DIV/0!
35-39	0.0%	#DIV/0!	0.0%	0.0%	0.0%	0.0%	0.0%	0.0%	0.0%	0.0%	#DIV/0!	#DIV/0!
40-44	2.9%	#DIV/0!	8.3%	0.0%	0.0%	10.0%	0.0%	0.0%	0.0%	0.0%	#DIV/0!	#DIV/0!
45-49	13.0%	#DIV/0!	16.7%	10.0%	0.0%	10.0%	60.0%	12.5%	0.0%	7.7%	#DIV/0!	#DIV/0!
50-54	31.9%	#DIV/0!	50.0%	10.0%	50.0%	10.0%	20.0%	25.0%	60.0%	38.5%	#DIV/0!	#DIV/0!
55-59	15.9%	#DIV/0!	16.7%	30.0%	0.0%	30.0%	0.0%	12.5%	20.0%	7.7%	#DIV/0!	#DIV/0!
60-64	8.7%	#DIV/0!	0.0%	10.0%	0.0%	20.0%	0.0%	25.0%	0.0%	7.7%	#DIV/0!	#DIV/0!
65-69	14.5%	#DIV/0!	8.3%	30.0%	16.7%	10.0%	0.0%	0.0%	20.0%	23.1%	#DIV/0!	#DIV/0!
70-74	7.2%	#DIV/0!	0.0%	10.0%	16.7%	0.0%	20.0%	12.5%	0.0%	7.7%	#DIV/0!	#DIV/0!
>=75	5.8%	#DIV/0!	0.0%	0.0%	16.7%	10.0%	0.0%	12.5%	0.0%	7.7%	#DIV/0!	#DIV/0!
Total # of vehicle	69	0	12	10	6	10	5	8	5	13	0	0
Average speed	58.1	#DIV/0!	52.6	60.7	62.1	58.8	53.2	60.7	56.7	59.8	#DIV/0!	#DIV/0!
St. Dev.	9.0	#DIV/0!	6.0	7.5	11.0	11.2	9.9	9.5	5.1	8.7	#DIV/0!	#DIV/0!
85th percentile	67.7	#NUM!	57.5	68.3	72.8	65.3	60.0	70.5	60.5	68.2	#NUM!	#NUM!
Min	41.8	0.0	41.8	47.3	50.7	42.7	45.1	47.5	52.4	49.9	0.0	0.0
Max	82.3	0.0	65.3	71.0	75.8	82.3	70.2	77.4	65.3	75.8	0.0	0.0
Range	40.5	0.0	23.5	23.6	25.1	39.7	25.1	29.9	12.9	25.9	0.0	0.0

Day 12 RWA

		Hour											
Vehicle Speed (all vehicles)	Total	20:00-21:00	21:00-22:00	22:00-23:00	23:00-00:00	00:00-01:00	01:00-02:00	02:00-03:00	03:00-04:00	04:00-05:00	05:00-06:00	06:00-07:00	
		MPH											
< 10	0.0%	#DIV/0!	0.0%	0.0%	0.0%	0.0%	0.0%	0.0%	0.0%	0.0%	#DIV/0!	#DIV/0!	
10-14	0.0%	#DIV/0!	0.0%	0.0%	0.0%	0.0%	0.0%	0.0%	0.0%	0.0%	#DIV/0!	#DIV/0!	
15-19	0.0%	#DIV/0!	0.0%	0.0%	0.0%	0.0%	0.0%	0.0%	0.0%	0.0%	#DIV/0!	#DIV/0!	
20-24	0.0%	#DIV/0!	0.0%	0.0%	0.0%	0.0%	0.0%	0.0%	0.0%	0.0%	#DIV/0!	#DIV/0!	
25-29	0.1%	#DIV/0!	0.0%	0.0%	0.0%	0.0%	1.1%	0.0%	0.0%	0.0%	#DIV/0!	#DIV/0!	
30-34	0.1%	#DIV/0!	0.2%	0.3%	0.0%	0.0%	0.0%	0.0%	0.0%	0.0%	#DIV/0!	#DIV/0!	
35-39	0.3%	#DIV/0!	0.5%	0.0%	0.5%	0.0%	0.0%	1.1%	0.0%	0.0%	#DIV/0!	#DIV/0!	
40-44	1.4%	#DIV/0!	1.8%	1.7%	2.1%	1.2%	0.0%	1.1%	0.0%	1.1%	#DIV/0!	#DIV/0!	
45-49	4.8%	#DIV/0!	3.2%	5.6%	4.6%	3.1%	4.6%	3.3%	9.9%	10.6%	#DIV/0!	#DIV/0!	
50-54	10.7%	#DIV/0!	11.0%	8.9%	10.8%	11.1%	10.3%	17.6%	9.9%	8.5%	#DIV/0!	#DIV/0!	
55-59	15.7%	#DIV/0!	19.0%	15.2%	10.3%	17.9%	11.5%	11.0%	12.3%	20.2%	#DIV/0!	#DIV/0!	
60-64	22.8%	#DIV/0!	26.1%	22.8%	25.8%	17.3%	18.4%	23.1%	19.8%	18.1%	#DIV/0!	#DIV/0!	
65-69	20.9%	#DIV/0!	21.1%	20.5%	21.1%	20.4%	24.1%	18.7%	29.6%	13.8%	#DIV/0!	#DIV/0!	
70-74	13.3%	#DIV/0!	11.2%	14.5%	14.9%	16.0%	16.1%	13.2%	6.2%	13.8%	#DIV/0!	#DIV/0!	
>=75	9.9%	#DIV/0!	5.9%	10.6%	9.8%	13.0%	13.8%	11.0%	12.3%	13.8%	#DIV/0!	#DIV/0!	
Total # of vehicles	1449	0	437	303	194	162	87	91	81	94	0	0	
Average speed	63.1	#DIV/0!	62.2	63.4	63.8	63.9	64.2	62.8	62.8	63.0	#DIV/0!	#DIV/0!	
St. Dev.	9.0	#DIV/0!	8.5	9.2	9.3	8.9	9.4	9.1	8.9	10.1	#DIV/0!	#DIV/0!	
85th percentile	72.0	#NUM!	70.0	72.2	73.0	74.0	73.1	72.2	70.0	73.4	#NUM!	#NUM!	
Min	29.0	0.0	31.0	34.0	39.4	40.0	29.0	39.0	45.0	43.0	0.0	0.0	
Max	97.0	0.0	94.7	97.0	93.0	86.0	81.0	81.0	85.0	92.0	0.0	0.0	
Range	68.0	0.0	63.7	63.0	53.6	46.0	52.0	42.0	40.0	49.0	0.0	0.0	

		Hour											
Vehicle Speed (0-25 FT Vehicles)	Total	20:00-21:00	21:00-22:00	22:00-23:00	23:00-00:00	00:00-01:00	01:00-02:00	02:00-03:00	03:00-04:00	04:00-05:00	05:00-06:00	06:00-07:00	
		MPH											
< 10	0.0%	#DIV/0!	0.0%	0.0%	0.0%	0.0%	0.0%	0.0%	0.0%	0.0%	#DIV/0!	#DIV/0!	
10-14	0.0%	#DIV/0!	0.0%	0.0%	0.0%	0.0%	0.0%	0.0%	0.0%	0.0%	#DIV/0!	#DIV/0!	
15-19	0.0%	#DIV/0!	0.0%	0.0%	0.0%	0.0%	0.0%	0.0%	0.0%	0.0%	#DIV/0!	#DIV/0!	
20-24	0.0%	#DIV/0!	0.0%	0.0%	0.0%	0.0%	0.0%	0.0%	0.0%	0.0%	#DIV/0!	#DIV/0!	
25-29	0.0%	#DIV/0!	0.0%	0.0%	0.0%	0.0%	0.0%	0.0%	0.0%	0.0%	#DIV/0!	#DIV/0!	
30-34	0.1%	#DIV/0!	0.3%	0.0%	0.0%	0.0%	0.0%	0.0%	0.0%	0.0%	#DIV/0!	#DIV/0!	
35-39	0.3%	#DIV/0!	0.5%	0.0%	0.6%	0.0%	0.0%	1.5%	0.0%	0.0%	#DIV/0!	#DIV/0!	
40-44	1.2%	#DIV/0!	1.8%	1.2%	1.2%	0.8%	0.0%	1.5%	0.0%	0.0%	#DIV/0!	#DIV/0!	
45-49	2.4%	#DIV/0!	2.0%	3.1%	1.9%	1.6%	0.0%	3.1%	3.3%	6.7%	#DIV/0!	#DIV/0!	
50-54	6.5%	#DIV/0!	9.0%	5.9%	6.8%	3.9%	3.1%	7.7%	1.6%	5.0%	#DIV/0!	#DIV/0!	
55-59	13.5%	#DIV/0!	17.6%	13.3%	9.9%	15.7%	10.8%	6.2%	6.6%	10.0%	#DIV/0!	#DIV/0!	
60-64	25.3%	#DIV/0!	27.6%	25.9%	27.8%	18.9%	21.5%	24.6%	24.6%	20.0%	#DIV/0!	#DIV/0!	
65-69	24.7%	#DIV/0!	23.0%	23.5%	25.3%	23.6%	30.8%	24.6%	39.3%	20.0%	#DIV/0!	#DIV/0!	
70-74	15.0%	#DIV/0!	11.8%	15.7%	16.7%	19.7%	21.5%	15.4%	8.2%	18.3%	#DIV/0!	#DIV/0!	
>=75	11.0%	#DIV/0!	6.4%	11.4%	9.9%	15.7%	12.3%	15.4%	16.4%	20.0%	#DIV/0!	#DIV/0!	
Total # of vehicles	1186	0	391	255	162	127	65	65	61	60	0	0	
Average speed	64.6	#DIV/0!	62.9	64.7	65.1	65.9	66.7	65.2	66.2	66.5	#DIV/0!	#DIV/0!	
St. Dev.	8.3	#DIV/0!	8.3	8.2	7.9	7.9	6.8	9.1	7.5	9.8	#DIV/0!	#DIV/0!	
85th percentile	73.0	#NUM!	71.0	73.0	73.0	74.1	73.0	74.4	75.0	75.0	#NUM!	#NUM!	
Min	31.0	0.0	31.0	42.2	39.4	44.0	50.0	39.0	46.0	47.0	0.0	0.0	
Max	94.7	0.0	94.7	88.1	83.4	84.0	81.0	81.0	85.0	92.0	0.0	0.0	
Range	63.7	0.0	63.7	45.9	44.0	40.0	31.0	42.0	39.0	45.0	0.0	0.0	

Vehicle Speed (25-50 FT Vehicles)	Hour											
	Total	20:00-21:00	21:00-22:00	22:00-23:00	23:00-00:00	00:00-01:00	01:00-02:00	02:00-03:00	03:00-04:00	04:00-05:00	05:00-06:00	06:00-07:00
MPH												
< 10	0.0%	#DIV/0!	0.0%	0.0%	0.0%	0.0%	0.0%	0.0%	0.0%	0.0%	#DIV/0!	#DIV/0!
10-14	0.0%	#DIV/0!	0.0%	0.0%	0.0%	0.0%	0.0%	0.0%	0.0%	0.0%	#DIV/0!	#DIV/0!
15-19	0.0%	#DIV/0!	0.0%	0.0%	0.0%	0.0%	0.0%	0.0%	0.0%	0.0%	#DIV/0!	#DIV/0!
20-24	0.0%	#DIV/0!	0.0%	0.0%	0.0%	0.0%	0.0%	0.0%	0.0%	0.0%	#DIV/0!	#DIV/0!
25-29	0.5%	#DIV/0!	0.0%	0.0%	0.0%	0.0%	5.0%	0.0%	0.0%	0.0%	#DIV/0!	#DIV/0!
30-34	0.0%	#DIV/0!	0.0%	0.0%	0.0%	0.0%	0.0%	0.0%	0.0%	0.0%	#DIV/0!	#DIV/0!
35-39	0.0%	#DIV/0!	0.0%	0.0%	0.0%	0.0%	0.0%	0.0%	0.0%	0.0%	#DIV/0!	#DIV/0!
40-44	2.2%	#DIV/0!	2.6%	2.9%	4.2%	0.0%	0.0%	0.0%	0.0%	5.6%	#DIV/0!	#DIV/0!
45-49	11.9%	#DIV/0!	12.8%	11.4%	16.7%	8.3%	15.0%	0.0%	30.0%	5.6%	#DIV/0!	#DIV/0!
50-54	29.7%	#DIV/0!	28.2%	28.6%	33.3%	37.5%	35.0%	26.7%	30.0%	16.7%	#DIV/0!	#DIV/0!
55-59	27.6%	#DIV/0!	33.3%	22.9%	16.7%	29.2%	15.0%	33.3%	30.0%	44.4%	#DIV/0!	#DIV/0!
60-64	11.4%	#DIV/0!	10.3%	8.6%	12.5%	8.3%	10.0%	10.0%	10.0%	16.7%	#DIV/0!	#DIV/0!
65-69	3.8%	#DIV/0!	2.6%	5.7%	0.0%	8.3%	5.0%	6.7%	0.0%	0.0%	#DIV/0!	#DIV/0!
70-74	7.0%	#DIV/0!	7.7%	11.4%	4.2%	4.2%	0.0%	13.3%	0.0%	11.1%	#DIV/0!	#DIV/0!
>=75	5.9%	#DIV/0!	2.6%	8.6%	12.5%	4.2%	15.0%	0.0%	0.0%	0.0%	#DIV/0!	#DIV/0!
Total # of vehicle	185	0	39	35	24	24	20	15	10	18	0	0
Average speed	57.3	#DIV/0!	56.0	58.7	58.4	57.4	56.5	58.9	53.5	57.8	#DIV/0!	#DIV/0!
St. Dev.	9.5	#DIV/0!	7.8	10.6	13.7	8.5	11.8	6.5	4.6	7.0	#DIV/0!	#DIV/0!
85th percentile	65.3	#NUM!	62.3	70.1	67.4	63.2	69.2	64.9	57.7	62.9	#NUM!	#NUM!
Min	29.0	0.0	40.0	44.0	41.0	46.0	29.0	51.0	48.0	43.0	0.0	0.0
Max	97.0	0.0	75.0	97.0	93.0	86.0	79.0	71.0	62.0	72.0	0.0	0.0
Range	68.0	0.0	35.0	53.0	52.0	40.0	50.0	20.0	14.0	29.0	0.0	0.0

Vehicle Speed (50-75 FT Vehicles)	Hour											
	Total	20:00-21:00	21:00-22:00	22:00-23:00	23:00-00:00	00:00-01:00	01:00-02:00	02:00-03:00	03:00-04:00	04:00-05:00	05:00-06:00	06:00-07:00
MPH												
< 10	0.0%	#DIV/0!	0.0%	0.0%	0.0%	0.0%	0.0%	0.0%	0.0%	0.0%	#DIV/0!	#DIV/0!
10-14	0.0%	#DIV/0!	0.0%	0.0%	0.0%	0.0%	0.0%	0.0%	0.0%	0.0%	#DIV/0!	#DIV/0!
15-19	0.0%	#DIV/0!	0.0%	0.0%	0.0%	0.0%	0.0%	0.0%	0.0%	0.0%	#DIV/0!	#DIV/0!
20-24	0.0%	#DIV/0!	0.0%	0.0%	0.0%	0.0%	0.0%	0.0%	0.0%	0.0%	#DIV/0!	#DIV/0!
25-29	0.0%	#DIV/0!	0.0%	0.0%	0.0%	0.0%	0.0%	0.0%	0.0%	0.0%	#DIV/0!	#DIV/0!
30-34	1.8%	#DIV/0!	0.0%	11.1%	0.0%	0.0%	0.0%	0.0%	0.0%	0.0%	#DIV/0!	#DIV/0!
35-39	0.0%	#DIV/0!	0.0%	0.0%	0.0%	0.0%	0.0%	0.0%	0.0%	0.0%	#DIV/0!	#DIV/0!
40-44	3.6%	#DIV/0!	0.0%	0.0%	16.7%	12.5%	0.0%	0.0%	0.0%	0.0%	#DIV/0!	#DIV/0!
45-49	27.3%	#DIV/0!	14.3%	33.3%	33.3%	12.5%	100.0%	16.7%	28.6%	36.4%	#DIV/0!	#DIV/0!
50-54	30.9%	#DIV/0!	28.6%	22.2%	16.7%	50.0%	0.0%	66.7%	28.6%	18.2%	#DIV/0!	#DIV/0!
55-59	18.2%	#DIV/0!	14.3%	33.3%	0.0%	0.0%	0.0%	16.7%	42.9%	18.2%	#DIV/0!	#DIV/0!
60-64	12.7%	#DIV/0!	28.6%	0.0%	16.7%	25.0%	0.0%	0.0%	0.0%	18.2%	#DIV/0!	#DIV/0!
65-69	3.6%	#DIV/0!	14.3%	0.0%	0.0%	0.0%	0.0%	0.0%	0.0%	9.1%	#DIV/0!	#DIV/0!
70-74	1.8%	#DIV/0!	0.0%	0.0%	16.7%	0.0%	0.0%	0.0%	0.0%	0.0%	#DIV/0!	#DIV/0!
>=75	0.0%	#DIV/0!	0.0%	0.0%	0.0%	0.0%	0.0%	0.0%	0.0%	0.0%	#DIV/0!	#DIV/0!
Total # of vehicle	55	0	7	9	6	8	1	6	7	11	0	0
Average speed	53.3	#DIV/0!	57.1	50.3	54.0	53.0	48.0	52.9	52.9	54.2	#DIV/0!	#DIV/0!
St. Dev.	6.8	#DIV/0!	7.5	7.6	10.0	7.5	#DIV/0!	3.2	3.5	6.6	#DIV/0!	#DIV/0!
85th percentile	60.9	#NUM!	64.8	56.0	62.8	60.7	48.0	55.0	56.0	61.5	#NUM!	#NUM!
Min	34.0	0.0	47.0	34.0	44.0	40.0	48.0	49.0	47.0	45.0	0.0	0.0
Max	71.0	0.0	66.0	59.0	71.0	64.0	48.0	58.0	56.0	65.0	0.0	0.0
Range	37.0	0.0	19.0	25.0	27.0	24.0	0.0	9.0	9.0	20.0	0.0	0.0

Vehicle Speed (+75 FT Vehicles)	Hour											
	Total	20:00-21:00	21:00-22:00	22:00-23:00	23:00-00:00	00:00-01:00	01:00-02:00	02:00-03:00	03:00-04:00	04:00-05:00	05:00-06:00	06:00-07:00
MPH												
< 10	0.0%	#DIV/0!	#DIV/0!	0.0%	0.0%	0.0%	0.0%	0.0%	0.0%	0.0%	#DIV/0!	#DIV/0!
10-14	0.0%	#DIV/0!	#DIV/0!	0.0%	0.0%	0.0%	0.0%	0.0%	0.0%	0.0%	#DIV/0!	#DIV/0!
15-19	0.0%	#DIV/0!	#DIV/0!	0.0%	0.0%	0.0%	0.0%	0.0%	0.0%	0.0%	#DIV/0!	#DIV/0!
20-24	0.0%	#DIV/0!	#DIV/0!	0.0%	0.0%	0.0%	0.0%	0.0%	0.0%	0.0%	#DIV/0!	#DIV/0!
25-29	0.0%	#DIV/0!	#DIV/0!	0.0%	0.0%	0.0%	0.0%	0.0%	0.0%	0.0%	#DIV/0!	#DIV/0!
30-34	0.0%	#DIV/0!	#DIV/0!	0.0%	0.0%	0.0%	0.0%	0.0%	0.0%	0.0%	#DIV/0!	#DIV/0!
35-39	0.0%	#DIV/0!	#DIV/0!	0.0%	0.0%	0.0%	0.0%	0.0%	0.0%	0.0%	#DIV/0!	#DIV/0!
40-44	4.3%	#DIV/0!	#DIV/0!	25.0%	0.0%	0.0%	0.0%	0.0%	0.0%	0.0%	#DIV/0!	#DIV/0!
45-49	17.4%	#DIV/0!	#DIV/0!	50.0%	0.0%	0.0%	0.0%	33.3%	20.0%	#DIV/0!	#DIV/0!	
50-54	26.1%	#DIV/0!	#DIV/0!	0.0%	50.0%	0.0%	0.0%	60.0%	66.7%	0.0%	#DIV/0!	#DIV/0!
55-59	26.1%	#DIV/0!	#DIV/0!	25.0%	0.0%	66.7%	0.0%	0.0%	0.0%	60.0%	#DIV/0!	#DIV/0!
60-64	13.0%	#DIV/0!	#DIV/0!	0.0%	50.0%	0.0%	0.0%	40.0%	0.0%	0.0%	#DIV/0!	#DIV/0!
65-69	4.3%	#DIV/0!	#DIV/0!	0.0%	0.0%	33.3%	0.0%	0.0%	0.0%	0.0%	#DIV/0!	#DIV/0!
70-74	0.0%	#DIV/0!	#DIV/0!	0.0%	0.0%	0.0%	0.0%	0.0%	0.0%	0.0%	#DIV/0!	#DIV/0!
>=75	8.7%	#DIV/0!	#DIV/0!	0.0%	0.0%	0.0%	100.0%	0.0%	0.0%	20.0%	#DIV/0!	#DIV/0!
Total # of vehicle	23	0	0	4	2	3	1	5	3	5	0	0
Average speed	56.2	#DIV/0!	#DIV/0!	48.3	56.4	59.7	75.0	55.8	50.3	60.5	#DIV/0!	#DIV/0!
St. Dev.	9.2	#DIV/0!	#DIV/0!	6.6	9.1	7.2	#DIV/0!	5.3	4.6	11.9	#DIV/0!	#DIV/0!
85th percentile	62.6	#NUM!	#NUM!	53.0	60.9	64.4	75.0	61.4	53.0	67.6	#NUM!	#NUM!
Min	41.0	0.0	0.0	41.0	50.0	55.0	75.0	51.0	45.0	49.0	0.0	0.0
Max	80.6	0.0	0.0	57.0	62.8	68.0	75.0	62.0	53.0	80.6	0.0	0.0
Range	39.6	0.0	0.0	16.0	12.8	13.0	0.0	11.0	8.0	31.6	0.0	0.0

Day 12 Beginning of Taper

Vehicle Speed (all vehicles)	Hour											
	Total	20:00-21:00	21:00-22:00	22:00-23:00	23:00-00:00	00:00-01:00	01:00-02:00	02:00-03:00	03:00-04:00	04:00-05:00	05:00-06:00	06:00-07:00
MPH												
< 10	0.5%	#DIV/0!	1.6%	0.0%	0.0%	0.0%	0.0%	0.0%	0.0%	0.0%	#DIV/0!	#DIV/0!
10-14	1.0%	#DIV/0!	2.9%	0.0%	0.0%	0.0%	1.0%	1.0%	0.0%	0.0%	#DIV/0!	#DIV/0!
15-19	1.7%	#DIV/0!	4.8%	0.6%	0.5%	0.0%	0.0%	0.0%	2.0%	0.0%	#DIV/0!	#DIV/0!
20-24	3.1%	#DIV/0!	7.3%	1.2%	1.0%	1.7%	2.1%	2.0%	1.0%	1.9%	#DIV/0!	#DIV/0!
25-29	3.7%	#DIV/0!	3.6%	3.3%	2.9%	4.0%	4.1%	6.9%	4.1%	1.9%	#DIV/0!	#DIV/0!
30-34	4.0%	#DIV/0!	2.3%	3.0%	4.9%	4.6%	7.2%	3.9%	9.2%	3.8%	#DIV/0!	#DIV/0!
35-39	7.0%	#DIV/0!	6.8%	6.7%	4.9%	8.6%	10.3%	2.0%	11.2%	8.6%	#DIV/0!	#DIV/0!
40-44	9.9%	#DIV/0!	8.4%	10.0%	8.7%	9.7%	9.3%	12.7%	12.2%	14.3%	#DIV/0!	#DIV/0!
45-49	14.7%	#DIV/0!	12.9%	11.5%	22.3%	14.9%	14.4%	18.6%	11.2%	17.1%	#DIV/0!	#DIV/0!
50-54	16.3%	#DIV/0!	17.2%	16.7%	17.0%	13.1%	15.5%	19.6%	15.3%	14.3%	#DIV/0!	#DIV/0!
55-59	15.8%	#DIV/0!	13.8%	18.2%	16.0%	20.0%	15.5%	13.7%	11.2%	15.2%	#DIV/0!	#DIV/0!
60-64	10.4%	#DIV/0!	8.2%	14.5%	10.2%	9.7%	11.3%	8.8%	8.2%	10.5%	#DIV/0!	#DIV/0!
65-69	7.1%	#DIV/0!	7.5%	7.6%	9.2%	8.0%	4.1%	4.9%	5.1%	5.7%	#DIV/0!	#DIV/0!
70-74	2.5%	#DIV/0!	1.6%	4.2%	1.9%	2.9%	2.1%	1.0%	4.1%	1.9%	#DIV/0!	#DIV/0!
>=75	2.4%	#DIV/0!	1.1%	2.4%	0.5%	2.9%	3.1%	4.9%	5.1%	4.8%	#DIV/0!	#DIV/0!
Total # of vehicles	1554	0	441	330	206	175	97	102	98	105	0	0
Average speed	49.8	#DIV/0!	46.0	52.8	51.4	51.2	48.9	50.4	49.4	51.3	#DIV/0!	#DIV/0!
St. Dev.	13.7	#DIV/0!	16.0	12.0	10.8	12.4	12.6	13.8	14.4	11.6	#DIV/0!	#DIV/0!
85th percentile	62.7	#NUM!	61.6	63.9	62.7	63.9	61.6	62.7	63.4	63.4	#NUM!	#NUM!
Min	4.7	0.0	4.7	18.4	17.3	20.6	14.1	12.0	16.1	24.1	0.0	0.0
Max	90.0	0.0	87.8	87.8	83.2	90.0	80.9	90.0	88.9	83.2	0.0	0.0
Range	85.3	0.0	83.0	69.5	65.9	69.4	66.8	78.0	72.8	59.2	0.0	0.0

Vehicle Speed (0-25 FT Vehicles)	Hour											
	Total	20:00-21:00	21:00-22:00	22:00-23:00	23:00-00:00	00:00-01:00	01:00-02:00	02:00-03:00	03:00-04:00	04:00-05:00	05:00-06:00	06:00-07:00
MPH												
< 10	0.6%	#DIV/0!	1.9%	0.0%	0.0%	0.0%	0.0%	0.0%	0.0%	0.0%	#DIV/0!	#DIV/0!
10-14	1.1%	#DIV/0!	3.2%	0.0%	0.0%	0.0%	1.4%	0.0%	0.0%	0.0%	#DIV/0!	#DIV/0!
15-19	1.6%	#DIV/0!	4.5%	0.4%	0.6%	0.0%	0.0%	0.0%	1.5%	0.0%	#DIV/0!	#DIV/0!
20-24	2.8%	#DIV/0!	7.7%	0.7%	0.6%	0.7%	1.4%	0.0%	0.0%	1.4%	#DIV/0!	#DIV/0!
25-29	2.0%	#DIV/0!	3.7%	1.1%	1.2%	0.7%	2.9%	0.0%	3.1%	1.4%	#DIV/0!	#DIV/0!
30-34	2.5%	#DIV/0!	1.1%	1.9%	4.1%	5.0%	4.3%	4.5%	3.1%	0.0%	#DIV/0!	#DIV/0!
35-39	5.5%	#DIV/0!	5.8%	4.5%	3.5%	7.9%	7.1%	0.0%	12.3%	5.8%	#DIV/0!	#DIV/0!
40-44	7.4%	#DIV/0!	7.1%	6.3%	6.4%	7.9%	5.7%	7.5%	9.2%	14.5%	#DIV/0!	#DIV/0!
45-49	13.8%	#DIV/0!	13.5%	11.5%	20.5%	12.9%	10.0%	20.9%	9.2%	11.6%	#DIV/0!	#DIV/0!
50-54	17.9%	#DIV/0!	16.4%	17.8%	19.9%	15.7%	18.6%	25.4%	20.0%	15.9%	#DIV/0!	#DIV/0!
55-59	18.2%	#DIV/0!	15.1%	21.6%	18.7%	22.1%	20.0%	16.4%	13.8%	17.4%	#DIV/0!	#DIV/0!
60-64	12.4%	#DIV/0!	9.3%	17.5%	11.1%	10.7%	15.7%	11.9%	10.8%	15.9%	#DIV/0!	#DIV/0!
65-69	8.6%	#DIV/0!	8.5%	8.9%	11.1%	10.0%	5.7%	6.0%	7.7%	5.8%	#DIV/0!	#DIV/0!
70-74	2.8%	#DIV/0!	1.3%	4.8%	2.3%	2.9%	2.9%	1.5%	6.2%	2.9%	#DIV/0!	#DIV/0!
>=75	2.5%	#DIV/0!	1.1%	3.0%	0.0%	3.6%	4.3%	6.0%	3.1%	7.2%	#DIV/0!	#DIV/0!
Total # of vehicles	1229	0	378	269	171	140	70	67	65	69	0	0
Average speed	51.6	#DIV/0!	46.5	55.4	53.0	53.3	52.2	54.7	52.0	54.4	#DIV/0!	#DIV/0!
St. Dev.	13.4	#DIV/0!	16.4	10.6	9.9	11.5	12.5	10.8	13.0	11.5	#DIV/0!	#DIV/0!
85th percentile	63.9	#NUM!	62.7	65.0	63.9	64.8	62.7	64.0	64.5	63.9	#NUM!	#NUM!
Min	4.7	0.0	4.7	19.5	17.3	24.6	14.1	31.0	16.1	24.6	0.0	0.0
Max	90.0	0.0	87.8	87.8	73.0	90.0	80.9	83.6	88.9	83.2	0.0	0.0
Range	85.3	0.0	83.0	68.3	55.7	65.4	66.8	52.7	72.8	58.6	0.0	0.0

Vehicle Speed (25-50 FT Vehicles)	Hour											
	Total	20:00-21:00	21:00-22:00	22:00-23:00	23:00-00:00	00:00-01:00	01:00-02:00	02:00-03:00	03:00-04:00	04:00-05:00	05:00-06:00	06:00-07:00
MPH												
< 10	0.0%	#DIV/0!	0.0%	0.0%	0.0%	0.0%	0.0%	0.0%	0.0%	0.0%	#DIV/0!	#DIV/0!
10-14	1.1%	#DIV/0!	2.4%	0.0%	0.0%	0.0%	0.0%	5.9%	0.0%	0.0%	#DIV/0!	#DIV/0!
15-19	1.1%	#DIV/0!	2.4%	0.0%	0.0%	0.0%	0.0%	0.0%	5.6%	0.0%	#DIV/0!	#DIV/0!
20-24	2.1%	#DIV/0!	2.4%	3.0%	0.0%	0.0%	0.0%	5.9%	0.0%	4.5%	#DIV/0!	#DIV/0!
25-29	5.9%	#DIV/0!	2.4%	9.1%	20.0%	4.5%	0.0%	11.8%	0.0%	0.0%	#DIV/0!	#DIV/0!
30-34	3.7%	#DIV/0!	2.4%	6.1%	0.0%	0.0%	14.3%	0.0%	11.1%	0.0%	#DIV/0!	#DIV/0!
35-39	11.8%	#DIV/0!	9.8%	15.2%	10.0%	13.6%	28.6%	0.0%	11.1%	9.1%	#DIV/0!	#DIV/0!
40-44	18.7%	#DIV/0!	17.1%	24.2%	20.0%	27.3%	14.3%	11.8%	16.7%	13.6%	#DIV/0!	#DIV/0!
45-49	21.9%	#DIV/0!	9.8%	15.2%	30.0%	27.3%	28.6%	29.4%	16.7%	36.4%	#DIV/0!	#DIV/0!
50-54	13.9%	#DIV/0!	29.3%	18.2%	5.0%	0.0%	7.1%	5.9%	11.1%	13.6%	#DIV/0!	#DIV/0!
55-59	8.6%	#DIV/0!	9.8%	3.0%	5.0%	13.6%	7.1%	11.8%	5.6%	13.6%	#DIV/0!	#DIV/0!
60-64	3.7%	#DIV/0!	2.4%	0.0%	10.0%	9.1%	0.0%	5.9%	5.6%	0.0%	#DIV/0!	#DIV/0!
65-69	2.7%	#DIV/0!	2.4%	3.0%	0.0%	0.0%	0.0%	5.9%	0.0%	9.1%	#DIV/0!	#DIV/0!
70-74	2.1%	#DIV/0!	4.9%	3.0%	0.0%	4.5%	0.0%	0.0%	0.0%	0.0%	#DIV/0!	#DIV/0!
>=75	2.7%	#DIV/0!	2.4%	0.0%	0.0%	0.0%	0.0%	5.9%	16.7%	0.0%	#DIV/0!	#DIV/0!
Total # of vehicle	187	0	41	33	20	22	14	17	18	22	0	0
Average speed	46.6	#DIV/0!	47.2	44.4	44.1	47.9	42.6	47.1	50.4	48.8	#DIV/0!	#DIV/0!
St. Dev.	12.5	#DIV/0!	12.8	11.1	10.6	10.0	7.7	18.3	17.7	9.0	#DIV/0!	#DIV/0!
85th percentile	58.2	#NUM!	57.1	53.9	52.4	59.2	49.4	60.8	69.6	57.8	#NUM!	#NUM!
Min	12.0	0.0	15.0	24.6	26.3	29.7	32.0	12.0	19.5	24.1	0.0	0.0
Max	90.0	0.0	74.1	71.8	63.9	70.7	55.9	90.0	85.7	65.0	0.0	0.0
Range	78.0	0.0	59.2	47.2	37.5	41.0	23.9	78.0	66.2	41.0	0.0	0.0

Vehicle Speed (50-75 FT Vehicles)	Hour											
	Total	20:00-21:00	21:00-22:00	22:00-23:00	23:00-00:00	00:00-01:00	01:00-02:00	02:00-03:00	03:00-04:00	04:00-05:00	05:00-06:00	06:00-07:00
MPH												
< 10	0.0%	#DIV/0!	0.0%	0.0%	0.0%	0.0%	0.0%	0.0%	0.0%	0.0%	#DIV/0!	#DIV/0!
10-14	0.0%	#DIV/0!	0.0%	0.0%	0.0%	0.0%	0.0%	0.0%	0.0%	0.0%	#DIV/0!	#DIV/0!
15-19	3.3%	#DIV/0!	14.3%	4.0%	0.0%	0.0%	0.0%	0.0%	0.0%	0.0%	#DIV/0!	#DIV/0!
20-24	7.4%	#DIV/0!	9.5%	4.0%	7.7%	16.7%	8.3%	7.1%	8.3%	0.0%	#DIV/0!	#DIV/0!
25-29	16.4%	#DIV/0!	4.8%	16.0%	0.0%	41.7%	16.7%	35.7%	16.7%	7.7%	#DIV/0!	#DIV/0!
30-34	17.2%	#DIV/0!	23.8%	12.0%	23.1%	0.0%	16.7%	0.0%	33.3%	30.8%	#DIV/0!	#DIV/0!
35-39	13.1%	#DIV/0!	19.0%	20.0%	7.7%	8.3%	8.3%	7.1%	8.3%	15.4%	#DIV/0!	#DIV/0!
40-44	18.0%	#DIV/0!	14.3%	24.0%	23.1%	0.0%	16.7%	28.6%	16.7%	15.4%	#DIV/0!	#DIV/0!
45-49	13.1%	#DIV/0!	4.8%	8.0%	38.5%	16.7%	25.0%	0.0%	8.3%	15.4%	#DIV/0!	#DIV/0!
50-54	6.6%	#DIV/0!	9.5%	4.0%	0.0%	8.3%	8.3%	14.3%	0.0%	7.7%	#DIV/0!	#DIV/0!
55-59	4.1%	#DIV/0!	0.0%	4.0%	0.0%	8.3%	0.0%	7.1%	8.3%	7.7%	#DIV/0!	#DIV/0!
60-64	0.8%	#DIV/0!	0.0%	4.0%	0.0%	0.0%	0.0%	0.0%	0.0%	0.0%	#DIV/0!	#DIV/0!
65-69	0.0%	#DIV/0!	0.0%	0.0%	0.0%	0.0%	0.0%	0.0%	0.0%	0.0%	#DIV/0!	#DIV/0!
70-74	0.0%	#DIV/0!	0.0%	0.0%	0.0%	0.0%	0.0%	0.0%	0.0%	0.0%	#DIV/0!	#DIV/0!
>=75	0.0%	#DIV/0!	0.0%	0.0%	0.0%	0.0%	0.0%	0.0%	0.0%	0.0%	#DIV/0!	#DIV/0!
Total # of vehicle	122	0	21	25	13	12	12	14	12	13	0	0
Average speed	37.5	#DIV/0!	34.5	38.5	40.4	34.5	38.1	37.3	36.7	40.4	#DIV/0!	#DIV/0!
St. Dev.	10.4	#DIV/0!	10.7	11.0	8.3	13.0	9.5	11.6	9.8	8.6	#DIV/0!	#DIV/0!
85th percentile	47.9	#NUM!	43.4	47.7	48.1	49.1	47.6	50.4	44.6	47.5	#NUM!	#NUM!
Min	17.2	0.0	17.2	18.4	22.9	20.6	21.8	21.8	23.6	29.7	0.0	0.0
Max	62.6	0.0	51.4	62.6	49.1	58.2	50.2	57.0	58.2	58.2	0.0	0.0
Range	45.3	0.0	34.1	44.2	26.2	37.5	28.4	35.3	34.6	28.4	0.0	0.0



Vehicle Speed (+75 FT Vehicles)	Hour											
	Total	20:00-21:00	21:00-22:00	22:00-23:00	23:00-00:00	00:00-01:00	01:00-02:00	02:00-03:00	03:00-04:00	04:00-05:00	05:00-06:00	06:00-07:00
MPH												
< 10	0.0%	#DIV/0!	0.0%	0.0%	0.0%	0.0%	0.0%	0.0%	0.0%	0.0%	#DIV/0!	#DIV/0!
10-14	0.0%	#DIV/0!	0.0%	0.0%	0.0%	0.0%	0.0%	0.0%	0.0%	0.0%	#DIV/0!	#DIV/0!
15-19	0.0%	#DIV/0!	0.0%	0.0%	0.0%	0.0%	0.0%	0.0%	0.0%	0.0%	#DIV/0!	#DIV/0!
20-24	0.0%	#DIV/0!	0.0%	0.0%	0.0%	0.0%	0.0%	0.0%	0.0%	0.0%	#DIV/0!	#DIV/0!
25-29	6.3%	#DIV/0!	0.0%	33.3%	0.0%	0.0%	0.0%	0.0%	0.0%	0.0%	#DIV/0!	#DIV/0!
30-34	18.8%	#DIV/0!	0.0%	0.0%	0.0%	100.0%	0.0%	25.0%	33.3%	0.0%	#DIV/0!	#DIV/0!
35-39	18.8%	#DIV/0!	0.0%	0.0%	50.0%	0.0%	0.0%	25.0%	0.0%	100.0%	#DIV/0!	#DIV/0!
40-44	37.5%	#DIV/0!	0.0%	66.7%	0.0%	0.0%	100.0%	50.0%	33.3%	0.0%	#DIV/0!	#DIV/0!
45-49	12.5%	#DIV/0!	100.0%	0.0%	0.0%	0.0%	0.0%	0.0%	33.3%	0.0%	#DIV/0!	#DIV/0!
50-54	0.0%	#DIV/0!	0.0%	0.0%	0.0%	0.0%	0.0%	0.0%	0.0%	0.0%	#DIV/0!	#DIV/0!
55-59	0.0%	#DIV/0!	0.0%	0.0%	0.0%	0.0%	0.0%	0.0%	0.0%	0.0%	#DIV/0!	#DIV/0!
60-64	0.0%	#DIV/0!	0.0%	0.0%	0.0%	0.0%	0.0%	0.0%	0.0%	0.0%	#DIV/0!	#DIV/0!
65-69	0.0%	#DIV/0!	0.0%	0.0%	0.0%	0.0%	0.0%	0.0%	0.0%	0.0%	#DIV/0!	#DIV/0!
70-74	0.0%	#DIV/0!	0.0%	0.0%	0.0%	0.0%	0.0%	0.0%	0.0%	0.0%	#DIV/0!	#DIV/0!
>=75	6.3%	#DIV/0!	0.0%	0.0%	50.0%	0.0%	0.0%	0.0%	0.0%	0.0%	#DIV/0!	#DIV/0!
Total # of vehicle	16	0	1	3	2	1	1	4	3	1	0	0
Average speed	42.0	#DIV/0!	46.8	36.9	60.5	33.2	42.3	38.8	41.1	40.0	#DIV/0!	#DIV/0!
St. Dev.	12.1	#DIV/0!	#DIV/0!	7.2	32.2	#DIV/0!	#DIV/0!	3.8	7.5	#DIV/0!	#DIV/0!	#DIV/0!
85th percentile	45.7	#NUM!	46.8	41.1	76.4	33.2	42.3	41.1	46.2	40.0	#NUM!	#NUM!
Min	28.6	0.0	46.8	28.6	37.7	33.2	42.3	33.2	33.2	40.0	0.0	0.0
Max	83.2	0.0	46.8	41.1	83.2	33.2	42.3	41.1	47.9	40.0	0.0	0.0
Range	54.6	0.0	0.0	12.5	45.5	0.0	0.0	8.0	14.8	0.0	0.0	0.0

Day 12 End of Taper

Vehicle Speed (all vehicles)	Hour											
	Total	20:00-21:00	21:00-22:00	22:00-23:00	23:00-00:00	00:00-01:00	01:00-02:00	02:00-03:00	03:00-04:00	04:00-05:00	05:00-06:00	06:00-07:00
MPH												
< 10	0.0%	#DIV/0!	0.0%	0.0%	0.0%	0.0%	0.0%	0.0%	0.0%	0.0%	#DIV/0!	#DIV/0!
10-14	0.4%	#DIV/0!	0.9%	0.0%	0.5%	0.0%	0.0%	0.9%	1.0%	0.0%	#DIV/0!	#DIV/0!
15-19	4.0%	#DIV/0!	7.3%	2.2%	3.7%	1.7%	3.8%	2.8%	3.0%	2.7%	#DIV/0!	#DIV/0!
20-24	9.5%	#DIV/0!	13.3%	11.1%	7.8%	3.4%	7.5%	8.4%	11.1%	3.6%	#DIV/0!	#DIV/0!
25-29	15.3%	#DIV/0!	17.1%	22.3%	9.1%	11.2%	16.0%	12.1%	10.1%	13.6%	#DIV/0!	#DIV/0!
30-34	11.9%	#DIV/0!	10.4%	20.1%	11.4%	10.1%	7.5%	10.3%	5.1%	10.0%	#DIV/0!	#DIV/0!
35-39	12.8%	#DIV/0!	11.3%	12.4%	15.5%	13.5%	14.2%	13.1%	15.2%	10.0%	#DIV/0!	#DIV/0!
40-44	16.9%	#DIV/0!	13.5%	15.8%	22.4%	19.1%	15.1%	20.6%	20.2%	15.5%	#DIV/0!	#DIV/0!
45-49	11.9%	#DIV/0!	11.1%	9.0%	12.3%	14.6%	11.3%	15.0%	9.1%	19.1%	#DIV/0!	#DIV/0!
50-54	10.3%	#DIV/0!	8.0%	5.9%	11.0%	15.2%	15.1%	8.4%	20.2%	11.8%	#DIV/0!	#DIV/0!
55-59	4.0%	#DIV/0!	3.3%	0.6%	5.9%	3.4%	5.7%	5.6%	5.1%	9.1%	#DIV/0!	#DIV/0!
60-64	1.4%	#DIV/0!	2.4%	0.0%	0.5%	3.9%	0.9%	0.9%	0.0%	0.9%	#DIV/0!	#DIV/0!
65-69	0.6%	#DIV/0!	0.9%	0.3%	0.0%	1.7%	0.9%	0.9%	0.0%	0.0%	#DIV/0!	#DIV/0!
70-74	0.6%	#DIV/0!	0.0%	0.3%	0.0%	1.7%	0.9%	0.9%	0.0%	2.7%	#DIV/0!	#DIV/0!
>=75	0.3%	#DIV/0!	0.4%	0.0%	0.0%	0.6%	0.9%	0.0%	0.0%	0.9%	#DIV/0!	#DIV/0!
Total # of vehicles	1593	0	451	323	219	178	106	107	99	110	0	0
Average speed	38.3	#DIV/0!	36.4	35.1	39.5	42.7	39.9	39.7	39.7	42.2	#DIV/0!	#DIV/0!
St. Dev.	11.5	#DIV/0!	12.4	9.4	10.4	11.3	12.1	11.5	11.4	11.4	#DIV/0!	#DIV/0!
85th percentile	50.6	#NUM!	50.0	46.0	50.6	52.9	52.9	50.6	52.1	52.6	#NUM!	#NUM!
Min	11.7	0.0	11.7	16.2	12.8	17.4	17.4	14.0	12.8	18.5	0.0	0.0
Max	76.9	0.0	76.9	70.1	62.0	74.6	74.6	71.2	59.7	74.6	0.0	0.0
Range	65.3	0.0	65.3	53.8	49.2	57.2	57.2	57.2	46.9	56.1	0.0	0.0

Vehicle Speed (0-25 FT Vehicles)	Hour											
	Total	20:00-21:00	21:00-22:00	22:00-23:00	23:00-00:00	00:00-01:00	01:00-02:00	02:00-03:00	03:00-04:00	04:00-05:00	05:00-06:00	06:00-07:00
MPH												
< 10	0.0%	#DIV/0!	0.0%	0.0%	0.0%	0.0%	0.0%	0.0%	0.0%	0.0%	#DIV/0!	#DIV/0!
10-14	0.3%	#DIV/0!	0.7%	0.0%	0.5%	0.0%	0.0%	0.0%	0.0%	0.0%	#DIV/0!	#DIV/0!
15-19	3.5%	#DIV/0!	7.1%	1.1%	2.7%	0.7%	2.6%	1.3%	3.9%	2.6%	#DIV/0!	#DIV/0!
20-24	8.7%	#DIV/0!	13.5%	10.7%	7.1%	2.1%	6.4%	2.5%	6.6%	2.6%	#DIV/0!	#DIV/0!
25-29	14.0%	#DIV/0!	16.5%	20.7%	8.7%	8.3%	12.8%	11.3%	6.6%	11.7%	#DIV/0!	#DIV/0!
30-34	11.6%	#DIV/0!	9.9%	20.7%	11.5%	8.3%	6.4%	10.0%	3.9%	9.1%	#DIV/0!	#DIV/0!
35-39	12.0%	#DIV/0!	10.3%	12.5%	13.1%	13.1%	11.5%	15.0%	13.2%	10.4%	#DIV/0!	#DIV/0!
40-44	18.0%	#DIV/0!	14.5%	16.8%	24.0%	20.0%	17.9%	21.3%	23.7%	13.0%	#DIV/0!	#DIV/0!
45-49	13.1%	#DIV/0!	11.6%	10.0%	13.7%	15.9%	11.5%	18.8%	10.5%	24.7%	#DIV/0!	#DIV/0!
50-54	11.5%	#DIV/0!	8.6%	6.4%	12.0%	17.9%	17.9%	10.0%	26.3%	11.7%	#DIV/0!	#DIV/0!
55-59	4.3%	#DIV/0!	3.4%	0.7%	6.0%	4.1%	7.7%	6.3%	5.3%	11.7%	#DIV/0!	#DIV/0!
60-64	1.6%	#DIV/0!	2.5%	0.0%	0.5%	4.8%	1.3%	1.3%	0.0%	1.3%	#DIV/0!	#DIV/0!
65-69	0.7%	#DIV/0!	1.0%	0.0%	0.0%	2.1%	1.3%	1.3%	0.0%	0.0%	#DIV/0!	#DIV/0!
70-74	0.5%	#DIV/0!	0.0%	0.4%	0.0%	2.1%	1.3%	1.3%	0.0%	1.3%	#DIV/0!	#DIV/0!
>=75	0.2%	#DIV/0!	0.2%	0.0%	0.0%	0.7%	1.3%	0.0%	0.0%	0.0%	#DIV/0!	#DIV/0!
Total # of vehicles	1325	0	406	280	183	145	78	80	76	77	0	0
Average speed	39.2	#DIV/0!	36.8	35.7	40.2	44.8	42.1	42.3	42.1	43.0	#DIV/0!	#DIV/0!
St. Dev.	11.4	#DIV/0!	12.4	9.2	10.2	10.8	12.1	10.3	10.7	10.7	#DIV/0!	#DIV/0!
85th percentile	50.6	#NUM!	50.6	46.0	50.6	54.0	53.6	50.8	52.9	53.6	#NUM!	#NUM!
Min	11.7	0.0	11.7	17.4	12.8	18.5	17.4	19.7	16.2	18.5	0.0	0.0
Max	76.9	0.0	76.9	70.1	62.0	74.6	74.6	71.2	59.7	71.2	0.0	0.0
Range	65.3	0.0	65.3	52.7	49.2	56.1	57.2	51.5	43.5	52.7	0.0	0.0

		Hour										
Vehicle Speed (25-50 FT Vehicles)	Total	20:00-21:00	21:00-22:00	22:00-23:00	23:00-00:00	00:00-01:00	01:00-02:00	02:00-03:00	03:00-04:00	04:00-05:00	05:00-06:00	06:00-07:00
		MPH										
< 10	0.0%	#DIV/0!	0.0%	0.0%	0.0%	0.0%	0.0%	0.0%	0.0%	0.0%	#DIV/0!	#DIV/0!
10-14	1.8%	#DIV/0!	3.2%	0.0%	0.0%	0.0%	0.0%	6.7%	9.1%	0.0%	#DIV/0!	#DIV/0!
15-19	10.7%	#DIV/0!	12.9%	14.3%	11.5%	8.7%	14.3%	13.3%	0.0%	4.8%	#DIV/0!	#DIV/0!
20-24	11.8%	#DIV/0!	6.5%	10.7%	11.5%	8.7%	7.1%	33.3%	18.2%	9.5%	#DIV/0!	#DIV/0!
25-29	17.8%	#DIV/0!	25.8%	35.7%	7.7%	21.7%	14.3%	6.7%	9.1%	4.8%	#DIV/0!	#DIV/0!
30-34	10.7%	#DIV/0!	16.1%	7.1%	7.7%	13.0%	14.3%	6.7%	9.1%	9.5%	#DIV/0!	#DIV/0!
35-39	16.6%	#DIV/0!	19.4%	10.7%	23.1%	17.4%	21.4%	6.7%	27.3%	9.5%	#DIV/0!	#DIV/0!
40-44	14.2%	#DIV/0!	3.2%	14.3%	19.2%	21.7%	0.0%	13.3%	18.2%	23.8%	#DIV/0!	#DIV/0!
45-49	7.1%	#DIV/0!	6.5%	3.6%	7.7%	4.3%	21.4%	6.7%	9.1%	4.8%	#DIV/0!	#DIV/0!
50-54	5.3%	#DIV/0!	3.2%	3.6%	3.8%	4.3%	7.1%	6.7%	0.0%	14.3%	#DIV/0!	#DIV/0!
55-59	1.8%	#DIV/0!	0.0%	0.0%	7.7%	0.0%	0.0%	0.0%	0.0%	4.8%	#DIV/0!	#DIV/0!
60-64	0.6%	#DIV/0!	3.2%	0.0%	0.0%	0.0%	0.0%	0.0%	0.0%	0.0%	#DIV/0!	#DIV/0!
65-69	0.0%	#DIV/0!	0.0%	0.0%	0.0%	0.0%	0.0%	0.0%	0.0%	0.0%	#DIV/0!	#DIV/0!
70-74	1.2%	#DIV/0!	0.0%	0.0%	0.0%	0.0%	0.0%	0.0%	0.0%	9.5%	#DIV/0!	#DIV/0!
>=75	0.6%	#DIV/0!	0.0%	0.0%	0.0%	0.0%	0.0%	0.0%	0.0%	4.8%	#DIV/0!	#DIV/0!
Total # of vehicle	169	0	31	28	26	23	14	15	11	21	0	0
Average speed	34.2	#DIV/0!	31.9	30.7	36.6	33.9	35.0	30.1	33.2	42.9	#DIV/0!	#DIV/0!
St. Dev.	11.7	#DIV/0!	11.0	9.5	11.6	9.5	11.5	12.4	10.8	14.4	#DIV/0!	#DIV/0!
85th percentile	46.0	#NUM!	39.7	41.4	46.9	42.6	48.3	44.7	44.3	52.6	#NUM!	#NUM!
Min	11.7	0.0	11.7	16.2	18.5	17.4	18.5	14.0	12.8	19.7	0.0	0.0
Max	74.6	0.0	64.3	51.7	59.7	54.0	54.0	52.9	47.2	74.6	0.0	0.0
Range	63.0	0.0	52.7	35.5	41.2	36.6	35.5	38.9	34.3	55.0	0.0	0.0

		Hour										
Vehicle Speed (50-75 FT Vehicles)	Total	20:00-21:00	21:00-22:00	22:00-23:00	23:00-00:00	00:00-01:00	01:00-02:00	02:00-03:00	03:00-04:00	04:00-05:00	05:00-06:00	06:00-07:00
		MPH										
< 10	0.0%	#DIV/0!	0.0%	0.0%	0.0%	0.0%	0.0%	0.0%	0.0%	0.0%	#DIV/0!	#DIV/0!
10-14	0.0%	#DIV/0!	0.0%	0.0%	0.0%	0.0%	0.0%	0.0%	0.0%	0.0%	#DIV/0!	#DIV/0!
15-19	0.0%	#DIV/0!	0.0%	0.0%	0.0%	0.0%	0.0%	0.0%	0.0%	0.0%	#DIV/0!	#DIV/0!
20-24	18.4%	#DIV/0!	23.1%	21.4%	10.0%	10.0%	16.7%	28.6%	36.4%	0.0%	#DIV/0!	#DIV/0!
25-29	29.9%	#DIV/0!	15.4%	28.6%	20.0%	30.0%	41.7%	28.6%	27.3%	50.0%	#DIV/0!	#DIV/0!
30-34	19.5%	#DIV/0!	15.4%	35.7%	20.0%	30.0%	8.3%	28.6%	9.1%	10.0%	#DIV/0!	#DIV/0!
35-39	18.4%	#DIV/0!	23.1%	14.3%	40.0%	10.0%	16.7%	14.3%	18.2%	10.0%	#DIV/0!	#DIV/0!
40-44	3.4%	#DIV/0!	7.7%	0.0%	0.0%	0.0%	8.3%	0.0%	0.0%	10.0%	#DIV/0!	#DIV/0!
45-49	3.4%	#DIV/0!	0.0%	0.0%	0.0%	20.0%	0.0%	0.0%	0.0%	10.0%	#DIV/0!	#DIV/0!
50-54	3.4%	#DIV/0!	0.0%	0.0%	10.0%	0.0%	8.3%	0.0%	0.0%	10.0%	#DIV/0!	#DIV/0!
55-59	2.3%	#DIV/0!	7.7%	0.0%	0.0%	0.0%	0.0%	0.0%	9.1%	0.0%	#DIV/0!	#DIV/0!
60-64	0.0%	#DIV/0!	0.0%	0.0%	0.0%	0.0%	0.0%	0.0%	0.0%	0.0%	#DIV/0!	#DIV/0!
65-69	0.0%	#DIV/0!	0.0%	0.0%	0.0%	0.0%	0.0%	0.0%	0.0%	0.0%	#DIV/0!	#DIV/0!
70-74	0.0%	#DIV/0!	0.0%	0.0%	0.0%	0.0%	0.0%	0.0%	0.0%	0.0%	#DIV/0!	#DIV/0!
>=75	1.1%	#DIV/0!	7.7%	0.0%	0.0%	0.0%	0.0%	0.0%	0.0%	0.0%	#DIV/0!	#DIV/0!
Total # of vehicle	87	0	13	14	10	10	12	7	11	10	0	0
Average speed	32.6	#DIV/0!	35.8	29.7	34.1	33.4	31.9	29.0	30.7	35.5	#DIV/0!	#DIV/0!
St. Dev.	9.6	#DIV/0!	15.4	5.1	8.2	8.8	8.8	5.7	10.5	9.9	#DIV/0!	#DIV/0!
85th percentile	39.1	#NUM!	43.5	34.7	38.3	43.5	38.5	34.9	38.0	47.8	#NUM!	#NUM!
Min	20.8	0.0	20.8	23.1	23.1	24.3	22.0	23.1	20.8	25.4	0.0	0.0
Max	75.8	0.0	75.8	39.1	51.7	49.4	52.9	38.0	57.5	50.6	0.0	0.0
Range	55.0	0.0	55.0	16.0	28.6	25.2	30.9	14.9	36.6	25.2	0.0	0.0

Vehicle Speed (+75 FT Vehicles)	Hour											
	Total	20:00-21:00	21:00-22:00	22:00-23:00	23:00-00:00	00:00-01:00	01:00-02:00	02:00-03:00	03:00-04:00	04:00-05:00	05:00-06:00	06:00-07:00
MPH												
< 10	0.0%	#DIV/0!	0.0%	0.0%	#DIV/0!	#DIV/0!	0.0%	0.0%	0.0%	0.0%	#DIV/0!	#DIV/0!
10-14	0.0%	#DIV/0!	0.0%	0.0%	#DIV/0!	#DIV/0!	0.0%	0.0%	0.0%	0.0%	#DIV/0!	#DIV/0!
15-19	0.0%	#DIV/0!	0.0%	0.0%	#DIV/0!	#DIV/0!	0.0%	0.0%	0.0%	0.0%	#DIV/0!	#DIV/0!
20-24	0.0%	#DIV/0!	0.0%	0.0%	#DIV/0!	#DIV/0!	0.0%	0.0%	0.0%	0.0%	#DIV/0!	#DIV/0!
25-29	16.7%	#DIV/0!	0.0%	0.0%	#DIV/0!	#DIV/0!	0.0%	20.0%	100.0%	0.0%	#DIV/0!	#DIV/0!
30-34	8.3%	#DIV/0!	0.0%	0.0%	#DIV/0!	#DIV/0!	0.0%	0.0%	0.0%	50.0%	#DIV/0!	#DIV/0!
35-39	8.3%	#DIV/0!	0.0%	0.0%	#DIV/0!	#DIV/0!	50.0%	0.0%	0.0%	0.0%	#DIV/0!	#DIV/0!
40-44	41.7%	#DIV/0!	0.0%	0.0%	#DIV/0!	#DIV/0!	50.0%	60.0%	0.0%	50.0%	#DIV/0!	#DIV/0!
45-49	8.3%	#DIV/0!	100.0%	0.0%	#DIV/0!	#DIV/0!	0.0%	0.0%	0.0%	0.0%	#DIV/0!	#DIV/0!
50-54	0.0%	#DIV/0!	0.0%	0.0%	#DIV/0!	#DIV/0!	0.0%	0.0%	0.0%	0.0%	#DIV/0!	#DIV/0!
55-59	8.3%	#DIV/0!	0.0%	0.0%	#DIV/0!	#DIV/0!	0.0%	20.0%	0.0%	0.0%	#DIV/0!	#DIV/0!
60-64	0.0%	#DIV/0!	0.0%	0.0%	#DIV/0!	#DIV/0!	0.0%	0.0%	0.0%	0.0%	#DIV/0!	#DIV/0!
65-69	8.3%	#DIV/0!	0.0%	100.0%	#DIV/0!	#DIV/0!	0.0%	0.0%	0.0%	0.0%	#DIV/0!	#DIV/0!
70-74	0.0%	#DIV/0!	0.0%	0.0%	#DIV/0!	#DIV/0!	0.0%	0.0%	0.0%	0.0%	#DIV/0!	#DIV/0!
>=75	0.0%	#DIV/0!	0.0%	0.0%	#DIV/0!	#DIV/0!	0.0%	0.0%	0.0%	0.0%	#DIV/0!	#DIV/0!
Total # of vehicle	12	0	1	1	0	0	2	5	1	2	0	0
Average speed	42.2	#DIV/0!	48.3	66.6	#DIV/0!	#DIV/0!	39.1	41.9	28.8	37.4	#DIV/0!	#DIV/0!
St. Dev.	11.7	#DIV/0!	#DIV/0!	#DIV/0!	#DIV/0!	#DIV/0!	4.9	11.4	#DIV/0!	8.9	#DIV/0!	#DIV/0!
85th percentile	51.5	#NUM!	48.3	66.6	#NUM!	#NUM!	41.5	49.2	28.8	41.8	#NUM!	#NUM!
Min	25.4	0.0	48.3	66.6	0.0	0.0	35.7	25.4	28.8	31.1	0.0	0.0
Max	66.6	0.0	48.3	66.6	0.0	0.0	42.6	57.5	28.8	43.7	0.0	0.0
Range	41.2	0.0	0.0	0.0	0.0	0.0	6.9	32.1	0.0	12.6	0.0	0.0

Day 12 1<sup>st</sup> WZ

Vehicle Speed (all vehicles)	Hour											
	Total	20:00-21:00	21:00-22:00	22:00-23:00	23:00-00:00	00:00-01:00	01:00-02:00	02:00-03:00	03:00-04:00	04:00-05:00	05:00-06:00	06:00-07:00
MPH												
< 10	0.0%	#DIV/0!	0.0%	0.0%	0.0%	0.0%	0.0%	0.0%	0.0%	0.0%	#DIV/0!	#DIV/0!
10-14	0.0%	#DIV/0!	0.0%	0.0%	0.0%	0.0%	0.0%	0.0%	0.0%	0.0%	#DIV/0!	#DIV/0!
15-19	1.0%	#DIV/0!	0.0%	0.0%	0.4%	3.2%	1.9%	0.0%	3.0%	4.2%	#DIV/0!	#DIV/0!
20-24	2.1%	#DIV/0!	0.2%	0.0%	0.0%	5.3%	6.7%	0.0%	6.1%	10.0%	#DIV/0!	#DIV/0!
25-29	4.4%	#DIV/0!	1.2%	0.3%	3.1%	9.1%	11.5%	8.9%	11.1%	8.3%	#DIV/0!	#DIV/0!
30-34	8.2%	#DIV/0!	4.6%	3.6%	7.5%	20.3%	14.4%	11.6%	7.1%	10.8%	#DIV/0!	#DIV/0!
35-39	16.0%	#DIV/0!	14.6%	14.4%	15.4%	28.3%	18.3%	10.7%	21.2%	7.5%	#DIV/0!	#DIV/0!
40-44	27.2%	#DIV/0!	30.2%	29.4%	30.7%	18.7%	21.2%	24.1%	22.2%	27.5%	#DIV/0!	#DIV/0!
45-49	19.5%	#DIV/0!	24.0%	21.9%	20.2%	9.1%	10.6%	22.3%	17.2%	15.8%	#DIV/0!	#DIV/0!
50-54	13.5%	#DIV/0!	15.8%	16.5%	15.4%	3.7%	11.5%	16.1%	10.1%	10.0%	#DIV/0!	#DIV/0!
55-59	4.6%	#DIV/0!	4.2%	8.4%	3.9%	2.1%	1.9%	4.5%	2.0%	5.8%	#DIV/0!	#DIV/0!
60-64	2.3%	#DIV/0!	3.2%	4.2%	3.1%	0.0%	0.0%	1.8%	0.0%	0.0%	#DIV/0!	#DIV/0!
65-69	0.7%	#DIV/0!	1.0%	1.2%	0.4%	0.0%	1.9%	0.0%	0.0%	0.0%	#DIV/0!	#DIV/0!
70-74	0.2%	#DIV/0!	0.8%	0.0%	0.0%	0.0%	0.0%	0.0%	0.0%	0.0%	#DIV/0!	#DIV/0!
>=75	0.1%	#DIV/0!	0.2%	0.0%	0.0%	0.0%	0.0%	0.0%	0.0%	0.0%	#DIV/0!	#DIV/0!
Total # of vehicles	1683	0	500	333	228	187	104	112	99	120	0	0
Average speed	43.2	#DIV/0!	45.5	46.6	44.3	36.8	38.8	43.4	39.2	39.4	#DIV/0!	#DIV/0!
St. Dev.	8.9	#DIV/0!	7.6	7.4	7.8	8.3	10.0	8.3	9.5	10.7	#DIV/0!	#DIV/0!
85th percentile	52.0	#NUM!	52.9	54.7	52.9	45.0	49.8	51.1	48.7	50.3	#NUM!	#NUM!
Min	15.5	0.0	24.4	29.7	19.1	15.5	18.2	26.2	17.3	17.3	0.0	0.0
Max	74.3	0.0	74.3	69.9	68.1	58.3	68.1	62.7	57.4	59.2	0.0	0.0
Range	58.8	0.0	49.9	40.1	49.0	42.8	49.9	36.5	40.1	41.9	0.0	0.0

Vehicle Speed (0-25 FT Vehicles)	Hour											
	Total	20:00-21:00	21:00-22:00	22:00-23:00	23:00-00:00	00:00-01:00	01:00-02:00	02:00-03:00	03:00-04:00	04:00-05:00	05:00-06:00	06:00-07:00
MPH												
< 10	0.0%	#DIV/0!	0.0%	0.0%	0.0%	0.0%	0.0%	0.0%	0.0%	0.0%	#DIV/0!	#DIV/0!
10-14	0.0%	#DIV/0!	0.0%	0.0%	0.0%	0.0%	0.0%	0.0%	0.0%	0.0%	#DIV/0!	#DIV/0!
15-19	0.6%	#DIV/0!	0.0%	0.0%	0.0%	2.0%	1.4%	0.0%	2.9%	2.8%	#DIV/0!	#DIV/0!
20-24	1.6%	#DIV/0!	0.2%	0.0%	0.0%	6.1%	4.1%	0.0%	4.3%	7.0%	#DIV/0!	#DIV/0!
25-29	3.5%	#DIV/0!	1.5%	0.4%	1.7%	10.1%	6.8%	7.9%	8.7%	4.2%	#DIV/0!	#DIV/0!
30-34	6.8%	#DIV/0!	3.6%	1.9%	5.0%	19.6%	16.4%	9.2%	5.8%	9.9%	#DIV/0!	#DIV/0!
35-39	13.9%	#DIV/0!	13.1%	10.3%	12.3%	26.4%	16.4%	7.9%	18.8%	8.5%	#DIV/0!	#DIV/0!
40-44	28.0%	#DIV/0!	30.6%	30.9%	31.8%	17.6%	24.7%	22.4%	24.6%	26.8%	#DIV/0!	#DIV/0!
45-49	20.9%	#DIV/0!	24.3%	23.7%	21.8%	10.8%	11.0%	22.4%	18.8%	19.7%	#DIV/0!	#DIV/0!
50-54	15.5%	#DIV/0!	17.0%	17.9%	17.9%	4.7%	13.7%	21.1%	13.0%	12.7%	#DIV/0!	#DIV/0!
55-59	5.6%	#DIV/0!	4.4%	9.9%	5.0%	2.7%	2.7%	6.6%	2.9%	8.5%	#DIV/0!	#DIV/0!
60-64	2.6%	#DIV/0!	3.4%	4.2%	3.9%	0.0%	0.0%	2.6%	0.0%	0.0%	#DIV/0!	#DIV/0!
65-69	0.8%	#DIV/0!	1.2%	0.8%	0.6%	0.0%	2.7%	0.0%	0.0%	0.0%	#DIV/0!	#DIV/0!
70-74	0.2%	#DIV/0!	0.5%	0.0%	0.0%	0.0%	0.0%	0.0%	0.0%	0.0%	#DIV/0!	#DIV/0!
>=75	0.1%	#DIV/0!	0.2%	0.0%	0.0%	0.0%	0.0%	0.0%	0.0%	0.0%	#DIV/0!	#DIV/0!
Total # of vehicles	1290	0	412	262	179	148	73	76	69	71	0	0
Average speed	44.3	#DIV/0!	45.8	47.3	45.7	37.3	40.7	45.0	40.8	41.8	#DIV/0!	#DIV/0!
St. Dev.	8.6	#DIV/0!	7.6	6.9	7.3	8.5	9.9	8.4	9.3	10.2	#DIV/0!	#DIV/0!
85th percentile	52.9	#NUM!	52.9	54.7	53.2	46.7	50.4	53.8	50.1	51.1	#NUM!	#NUM!
Min	16.4	0.0	24.4	29.7	28.0	16.4	19.1	29.7	19.1	19.9	0.0	0.0
Max	74.3	0.0	74.3	69.0	68.1	58.3	68.1	62.7	57.4	59.2	0.0	0.0
Range	57.9	0.0	49.9	39.2	40.1	41.9	49.0	33.0	38.3	39.2	0.0	0.0

		Hour										
Vehicle Speed (25-50 FT Vehicles)	Total	20:00-21:00	21:00-22:00	22:00-23:00	23:00-00:00	00:00-01:00	01:00-02:00	02:00-03:00	03:00-04:00	04:00-05:00	05:00-06:00	06:00-07:00
		MPH										
< 10	0.0%	#DIV/0!	0.0%	0.0%	0.0%	0.0%	0.0%	0.0%	0.0%	0.0%	#DIV/0!	#DIV/0!
10-14	0.0%	#DIV/0!	0.0%	0.0%	0.0%	0.0%	0.0%	0.0%	0.0%	0.0%	#DIV/0!	#DIV/0!
15-19	2.7%	#DIV/0!	0.0%	0.0%	3.7%	11.5%	5.6%	0.0%	0.0%	3.4%	#DIV/0!	#DIV/0!
20-24	4.1%	#DIV/0!	0.0%	0.0%	0.0%	0.0%	16.7%	0.0%	7.7%	17.2%	#DIV/0!	#DIV/0!
25-29	4.1%	#DIV/0!	0.0%	0.0%	0.0%	3.8%	16.7%	0.0%	15.4%	10.3%	#DIV/0!	#DIV/0!
30-34	8.1%	#DIV/0!	9.6%	5.3%	3.7%	15.4%	11.1%	15.8%	0.0%	3.4%	#DIV/0!	#DIV/0!
35-39	19.4%	#DIV/0!	9.6%	15.8%	29.6%	42.3%	22.2%	15.8%	30.8%	6.9%	#DIV/0!	#DIV/0!
40-44	27.0%	#DIV/0!	26.9%	34.2%	37.0%	23.1%	5.6%	21.1%	23.1%	31.0%	#DIV/0!	#DIV/0!
45-49	18.0%	#DIV/0!	28.8%	13.2%	14.8%	3.8%	11.1%	36.8%	15.4%	13.8%	#DIV/0!	#DIV/0!
50-54	10.8%	#DIV/0!	13.5%	15.8%	11.1%	0.0%	11.1%	10.5%	7.7%	10.3%	#DIV/0!	#DIV/0!
55-59	1.8%	#DIV/0!	3.8%	2.6%	0.0%	0.0%	0.0%	0.0%	0.0%	3.4%	#DIV/0!	#DIV/0!
60-64	2.3%	#DIV/0!	3.8%	7.9%	0.0%	0.0%	0.0%	0.0%	0.0%	0.0%	#DIV/0!	#DIV/0!
65-69	0.9%	#DIV/0!	0.0%	5.3%	0.0%	0.0%	0.0%	0.0%	0.0%	0.0%	#DIV/0!	#DIV/0!
70-74	0.9%	#DIV/0!	3.8%	0.0%	0.0%	0.0%	0.0%	0.0%	0.0%	0.0%	#DIV/0!	#DIV/0!
>=75	0.0%	#DIV/0!	0.0%	0.0%	0.0%	0.0%	0.0%	0.0%	0.0%	0.0%	#DIV/0!	#DIV/0!
Total # of vehicle	222	0	52	38	27	26	18	19	13	29	0	0
Average speed	41.8	#DIV/0!	46.3	46.7	41.7	35.2	34.7	43.2	38.5	38.0	#DIV/0!	#DIV/0!
St. Dev.	9.8	#DIV/0!	8.4	9.0	7.0	8.1	10.4	6.1	8.2	11.3	#DIV/0!	#DIV/0!
85th percentile	50.3	#NUM!	52.9	55.9	48.6	41.6	46.6	48.7	46.0	48.3	#NUM!	#NUM!
Min	15.5	0.0	30.6	34.2	19.1	15.5	18.2	32.4	24.4	17.3	0.0	0.0
Max	71.6	0.0	71.6	69.9	53.8	49.4	52.9	51.1	52.9	57.4	0.0	0.0
Range	56.2	0.0	41.0	35.7	34.8	33.9	34.8	18.7	28.5	40.1	0.0	0.0

		Hour										
Vehicle Speed (50-75 FT Vehicles)	Total	20:00-21:00	21:00-22:00	22:00-23:00	23:00-00:00	00:00-01:00	01:00-02:00	02:00-03:00	03:00-04:00	04:00-05:00	05:00-06:00	06:00-07:00
		MPH										
< 10	0.0%	#DIV/0!	0.0%	0.0%	0.0%	0.0%	0.0%	0.0%	0.0%	0.0%	#DIV/0!	#DIV/0!
10-14	0.0%	#DIV/0!	0.0%	0.0%	0.0%	0.0%	0.0%	0.0%	0.0%	0.0%	#DIV/0!	#DIV/0!
15-19	2.6%	#DIV/0!	0.0%	0.0%	0.0%	0.0%	0.0%	8.3%	12.5%	#DIV/0!	#DIV/0!	
20-24	4.4%	#DIV/0!	0.0%	0.0%	0.0%	20.0%	12.5%	0.0%	16.7%	6.3%	#DIV/0!	#DIV/0!
25-29	14.9%	#DIV/0!	0.0%	0.0%	23.5%	0.0%	50.0%	25.0%	25.0%	25.0%	#DIV/0!	#DIV/0!
30-34	17.5%	#DIV/0!	8.7%	20.0%	35.3%	20.0%	12.5%	12.5%	8.3%	18.8%	#DIV/0!	#DIV/0!
35-39	28.1%	#DIV/0!	43.5%	44.0%	23.5%	40.0%	12.5%	12.5%	16.7%	6.3%	#DIV/0!	#DIV/0!
40-44	20.2%	#DIV/0!	30.4%	12.0%	17.6%	20.0%	0.0%	37.5%	16.7%	25.0%	#DIV/0!	#DIV/0!
45-49	8.8%	#DIV/0!	13.0%	12.0%	0.0%	0.0%	12.5%	12.5%	8.3%	6.3%	#DIV/0!	#DIV/0!
50-54	2.6%	#DIV/0!	4.3%	8.0%	0.0%	0.0%	0.0%	0.0%	0.0%	0.0%	#DIV/0!	#DIV/0!
55-59	0.9%	#DIV/0!	0.0%	4.0%	0.0%	0.0%	0.0%	0.0%	0.0%	0.0%	#DIV/0!	#DIV/0!
60-64	0.0%	#DIV/0!	0.0%	0.0%	0.0%	0.0%	0.0%	0.0%	0.0%	0.0%	#DIV/0!	#DIV/0!
65-69	0.0%	#DIV/0!	0.0%	0.0%	0.0%	0.0%	0.0%	0.0%	0.0%	0.0%	#DIV/0!	#DIV/0!
70-74	0.0%	#DIV/0!	0.0%	0.0%	0.0%	0.0%	0.0%	0.0%	0.0%	0.0%	#DIV/0!	#DIV/0!
>=75	0.0%	#DIV/0!	0.0%	0.0%	0.0%	0.0%	0.0%	0.0%	0.0%	0.0%	#DIV/0!	#DIV/0!
Total # of vehicle	114	0	23	25	17	5	8	8	12	16	0	0
Average speed	36.3	#DIV/0!	40.4	40.1	34.2	34.0	30.9	37.8	31.3	33.0	#DIV/0!	#DIV/0!
St. Dev.	7.8	#DIV/0!	4.6	6.8	5.3	7.6	7.3	8.1	9.6	8.8	#DIV/0!	#DIV/0!
85th percentile	44.1	#NUM!	45.0	47.8	40.6	39.6	36.7	44.9	42.9	42.2	#NUM!	#NUM!
Min	17.3	0.0	33.3	30.6	25.3	22.6	23.5	26.2	17.3	19.1	0.0	0.0
Max	55.6	0.0	53.8	55.6	42.2	42.2	45.8	47.6	45.8	47.6	0.0	0.0
Range	38.3	0.0	20.5	25.0	16.9	19.6	22.3	21.4	28.5	28.5	0.0	0.0

Vehicle Speed (+75 FT Vehicles)	Hour											
	Total	20:00-21:00	21:00-22:00	22:00-23:00	23:00-00:00	00:00-01:00	01:00-02:00	02:00-03:00	03:00-04:00	04:00-05:00	05:00-06:00	06:00-07:00
MPH												
< 10		0.0% #DIV/0!	0.0%	0.0%	0.0%	0.0%	0.0%	0.0%	0.0%	0.0%	#DIV/0!	#DIV/0!
10-14		0.0% #DIV/0!	0.0%	0.0%	0.0%	0.0%	0.0%	0.0%	0.0%	0.0%	#DIV/0!	#DIV/0!
15-19		0.0% #DIV/0!	0.0%	0.0%	0.0%	0.0%	0.0%	0.0%	0.0%	0.0%	#DIV/0!	#DIV/0!
20-24		1.8% #DIV/0!	0.0%	0.0%	0.0%	0.0%	0.0%	0.0%	0.0%	25.0%	#DIV/0!	#DIV/0!
25-29		5.3% #DIV/0!	0.0%	0.0%	0.0%	12.5%	0.0%	22.2%	0.0%	0.0%	#DIV/0!	#DIV/0!
30-34		21.1% #DIV/0!	7.7%	0.0%	20.0%	50.0%	0.0%	22.2%	40.0%	50.0%	#DIV/0!	#DIV/0!
35-39		28.1% #DIV/0!	30.8%	50.0%	20.0%	12.5%	40.0%	22.2%	40.0%	0.0%	#DIV/0!	#DIV/0!
40-44		24.6% #DIV/0!	30.8%	12.5%	0.0%	25.0%	60.0%	33.3%	0.0%	25.0%	#DIV/0!	#DIV/0!
45-49		15.8% #DIV/0!	15.4%	37.5%	60.0%	0.0%	0.0%	0.0%	20.0%	0.0%	#DIV/0!	#DIV/0!
50-54		1.8% #DIV/0!	7.7%	0.0%	0.0%	0.0%	0.0%	0.0%	0.0%	0.0%	#DIV/0!	#DIV/0!
55-59		1.8% #DIV/0!	7.7%	0.0%	0.0%	0.0%	0.0%	0.0%	0.0%	0.0%	#DIV/0!	#DIV/0!
60-64		0.0% #DIV/0!	0.0%	0.0%	0.0%	0.0%	0.0%	0.0%	0.0%	0.0%	#DIV/0!	#DIV/0!
65-69		0.0% #DIV/0!	0.0%	0.0%	0.0%	0.0%	0.0%	0.0%	0.0%	0.0%	#DIV/0!	#DIV/0!
70-74		0.0% #DIV/0!	0.0%	0.0%	0.0%	0.0%	0.0%	0.0%	0.0%	0.0%	#DIV/0!	#DIV/0!
>=75		0.0% #DIV/0!	0.0%	0.0%	0.0%	0.0%	0.0%	0.0%	0.0%	0.0%	#DIV/0!	#DIV/0!
Total # of vehicle	57	0	13	8	5	8	5	9	5	4	0	0
Average speed	38.8	#DIV/0!	42.3	41.7	42.2	34.5	39.7	35.5	37.8	32.9	#DIV/0!	#DIV/0!
St. Dev.	6.5	#DIV/0!	6.8	4.8	6.6	5.0	1.9	5.1	7.1	8.4	#DIV/0!	#DIV/0!
85th percentile	45.8	#NUM!	49.0	45.8	47.6	40.2	41.3	41.2	42.9	38.8	#NUM!	#NUM!
Min	23.5	0.0	32.4	36.0	34.2	26.2	36.9	28.9	31.5	23.5	0.0	0.0
Max	56.5	0.0	56.5	49.4	47.6	42.2	41.3	41.3	49.4	44.0	0.0	0.0
Range	33.0	0.0	24.1	13.4	13.4	16.0	4.5	12.5	17.8	20.5	0.0	0.0

Day 12 2<sup>nd</sup> WZ

Vehicle Speed (all vehicles)	Hour											
	Total	20:00-21:00	21:00-22:00	22:00-23:00	23:00-00:00	00:00-01:00	01:00-02:00	02:00-03:00	03:00-04:00	04:00-05:00	05:00-06:00	06:00-07:00
MPH												
< 10	0.0%	#DIV/0!	0.0%	0.0%	0.0%	0.0%	0.0%	0.0%	0.0%	0.0%	#DIV/0!	#DIV/0!
10-14	0.0%	#DIV/0!	0.0%	0.0%	0.0%	0.0%	0.0%	0.0%	0.0%	0.0%	#DIV/0!	#DIV/0!
15-19	0.1%	#DIV/0!	0.0%	0.0%	0.0%	0.0%	0.0%	0.0%	1.1%	0.0%	#DIV/0!	#DIV/0!
20-24	0.5%	#DIV/0!	0.0%	0.0%	0.4%	0.0%	0.0%	1.0%	4.2%	1.8%	#DIV/0!	#DIV/0!
25-29	0.8%	#DIV/0!	0.4%	0.0%	0.0%	0.5%	2.1%	1.0%	3.2%	3.6%	#DIV/0!	#DIV/0!
30-34	3.6%	#DIV/0!	1.9%	0.9%	3.5%	3.3%	1.1%	9.5%	4.2%	15.5%	#DIV/0!	#DIV/0!
35-39	7.2%	#DIV/0!	4.6%	4.4%	5.7%	5.4%	6.3%	17.1%	13.7%	18.2%	#DIV/0!	#DIV/0!
40-44	13.8%	#DIV/0!	12.2%	12.9%	15.2%	9.2%	12.6%	8.6%	24.2%	24.5%	#DIV/0!	#DIV/0!
45-49	23.3%	#DIV/0!	26.3%	21.7%	21.7%	23.4%	14.7%	21.9%	30.5%	20.0%	#DIV/0!	#DIV/0!
50-54	22.1%	#DIV/0!	25.7%	23.9%	24.8%	17.9%	23.2%	21.0%	11.6%	12.7%	#DIV/0!	#DIV/0!
55-59	13.5%	#DIV/0!	11.8%	18.2%	16.5%	16.8%	20.0%	11.4%	3.2%	0.9%	#DIV/0!	#DIV/0!
60-64	8.8%	#DIV/0!	10.3%	11.0%	7.0%	11.4%	12.6%	4.8%	2.1%	1.8%	#DIV/0!	#DIV/0!
65-69	4.2%	#DIV/0!	4.4%	4.1%	3.9%	7.6%	5.3%	2.9%	1.1%	0.9%	#DIV/0!	#DIV/0!
70-74	1.4%	#DIV/0!	1.3%	2.2%	0.4%	3.3%	2.1%	0.0%	0.0%	0.0%	#DIV/0!	#DIV/0!
>=75	0.8%	#DIV/0!	1.1%	0.6%	0.9%	1.1%	0.0%	1.0%	1.1%	0.0%	#DIV/0!	#DIV/0!
Total # of vehicles	1612	0	475	318	230	184	95	105	95	110	0	0
Average speed	50.0	#DIV/0!	51.1	52.1	50.1	52.3	51.7	46.8	43.7	41.6	#DIV/0!	#DIV/0!
St. Dev.	9.3	#DIV/0!	8.5	8.4	8.8	9.6	9.2	10.0	9.3	8.1	#DIV/0!	#DIV/0!
85th percentile	60.0	#NUM!	60.0	60.5	59.0	62.0	60.9	56.0	51.0	50.0	#NUM!	#NUM!
Min	19.0	0.0	27.0	30.0	21.0	28.0	26.0	21.0	19.0	24.0	0.0	0.0
Max	82.0	0.0	78.0	82.0	82.0	75.0	73.0	81.0	76.0	66.0	0.0	0.0
Range	63.0	0.0	51.0	52.0	61.0	47.0	47.0	60.0	57.0	42.0	0.0	0.0

Vehicle Speed (0-25 FT Vehicles)	Hour											
	Total	20:00-21:00	21:00-22:00	22:00-23:00	23:00-00:00	00:00-01:00	01:00-02:00	02:00-03:00	03:00-04:00	04:00-05:00	05:00-06:00	06:00-07:00
MPH												
< 10	0.0%	#DIV/0!	0.0%	0.0%	0.0%	0.0%	0.0%	0.0%	0.0%	0.0%	#DIV/0!	#DIV/0!
10-14	0.0%	#DIV/0!	0.0%	0.0%	0.0%	0.0%	0.0%	0.0%	0.0%	0.0%	#DIV/0!	#DIV/0!
15-19	0.0%	#DIV/0!	0.0%	0.0%	0.0%	0.0%	0.0%	0.0%	0.0%	0.0%	#DIV/0!	#DIV/0!
20-24	0.6%	#DIV/0!	0.0%	0.0%	0.6%	0.0%	0.0%	1.4%	5.3%	1.3%	#DIV/0!	#DIV/0!
25-29	0.9%	#DIV/0!	0.5%	0.0%	0.0%	0.7%	2.9%	0.0%	2.6%	5.3%	#DIV/0!	#DIV/0!
30-34	2.6%	#DIV/0!	1.8%	0.8%	3.4%	0.7%	0.0%	4.2%	3.9%	13.2%	#DIV/0!	#DIV/0!
35-39	6.6%	#DIV/0!	4.8%	4.4%	5.1%	5.2%	2.9%	15.3%	15.8%	15.8%	#DIV/0!	#DIV/0!
40-44	12.2%	#DIV/0!	10.8%	11.6%	13.1%	9.0%	14.5%	4.2%	18.4%	25.0%	#DIV/0!	#DIV/0!
45-49	22.9%	#DIV/0!	25.6%	21.2%	21.6%	19.4%	13.0%	23.6%	32.9%	22.4%	#DIV/0!	#DIV/0!
50-54	22.9%	#DIV/0!	26.6%	24.0%	23.9%	17.9%	23.2%	23.6%	13.2%	14.5%	#DIV/0!	#DIV/0!
55-59	14.5%	#DIV/0!	12.1%	18.8%	17.6%	19.4%	21.7%	16.7%	2.6%	0.0%	#DIV/0!	#DIV/0!
60-64	10.2%	#DIV/0!	10.8%	12.0%	9.1%	14.9%	14.5%	6.9%	2.6%	2.6%	#DIV/0!	#DIV/0!
65-69	4.5%	#DIV/0!	4.8%	4.4%	4.0%	7.5%	7.2%	4.2%	1.3%	0.0%	#DIV/0!	#DIV/0!
70-74	1.3%	#DIV/0!	1.3%	2.0%	0.6%	3.7%	0.0%	0.0%	0.0%	0.0%	#DIV/0!	#DIV/0!
>=75	0.9%	#DIV/0!	1.0%	0.8%	1.1%	1.5%	0.0%	0.0%	1.3%	0.0%	#DIV/0!	#DIV/0!
Total # of vehicles	1251	0	398	250	176	134	69	72	76	76	0	0
Average speed	50.6	#DIV/0!	51.3	52.5	50.6	53.6	52.2	48.9	44.2	41.9	#DIV/0!	#DIV/0!
St. Dev.	9.2	#DIV/0!	8.5	8.4	9.0	9.3	8.8	9.2	9.4	8.0	#DIV/0!	#DIV/0!
85th percentile	60.0	#NUM!	61.0	61.0	59.0	62.0	61.0	57.4	51.0	50.0	#NUM!	#NUM!
Min	20.0	0.0	27.0	30.0	21.0	28.0	26.0	21.0	20.0	24.0	0.0	0.0
Max	82.0	0.0	78.0	82.0	82.0	75.0	69.0	69.0	76.0	62.0	0.0	0.0
Range	62.0	0.0	51.0	52.0	61.0	47.0	43.0	48.0	56.0	38.0	0.0	0.0



Vehicle Speed (25-50 FT Vehicles)	Hour											
	Total	20:00-21:00	21:00-22:00	22:00-23:00	23:00-00:00	00:00-01:00	01:00-02:00	02:00-03:00	03:00-04:00	04:00-05:00	05:00-06:00	06:00-07:00
MPH												
< 10	0.0%	#DIV/0!	0.0%	0.0%	0.0%	0.0%	0.0%	0.0%	0.0%	0.0%	#DIV/0!	#DIV/0!
10-14	0.0%	#DIV/0!	0.0%	0.0%	0.0%	0.0%	0.0%	0.0%	0.0%	0.0%	#DIV/0!	#DIV/0!
15-19	0.5%	#DIV/0!	0.0%	0.0%	0.0%	0.0%	0.0%	0.0%	10.0%	0.0%	#DIV/0!	#DIV/0!
20-24	0.5%	#DIV/0!	0.0%	0.0%	0.0%	0.0%	0.0%	0.0%	0.0%	5.3%	#DIV/0!	#DIV/0!
25-29	0.0%	#DIV/0!	0.0%	0.0%	0.0%	0.0%	0.0%	0.0%	0.0%	0.0%	#DIV/0!	#DIV/0!
30-34	5.7%	#DIV/0!	4.0%	0.0%	3.3%	6.5%	5.9%	11.8%	0.0%	21.1%	#DIV/0!	#DIV/0!
35-39	6.6%	#DIV/0!	2.0%	5.4%	0.0%	3.2%	5.9%	23.5%	10.0%	21.1%	#DIV/0!	#DIV/0!
40-44	17.1%	#DIV/0!	16.0%	16.2%	20.0%	9.7%	11.8%	17.6%	40.0%	21.1%	#DIV/0!	#DIV/0!
45-49	25.6%	#DIV/0!	24.0%	18.9%	26.7%	38.7%	23.5%	23.5%	30.0%	21.1%	#DIV/0!	#DIV/0!
50-54	20.9%	#DIV/0!	26.0%	21.6%	30.0%	22.6%	17.6%	17.6%	0.0%	5.3%	#DIV/0!	#DIV/0!
55-59	11.8%	#DIV/0!	10.0%	18.9%	13.3%	12.9%	17.6%	0.0%	10.0%	5.3%	#DIV/0!	#DIV/0!
60-64	4.7%	#DIV/0!	10.0%	8.1%	0.0%	0.0%	11.8%	0.0%	0.0%	0.0%	#DIV/0!	#DIV/0!
65-69	3.3%	#DIV/0!	4.0%	5.4%	6.7%	3.2%	0.0%	0.0%	0.0%	0.0%	#DIV/0!	#DIV/0!
70-74	2.4%	#DIV/0!	2.0%	5.4%	0.0%	3.2%	5.9%	0.0%	0.0%	0.0%	#DIV/0!	#DIV/0!
>=75	0.9%	#DIV/0!	2.0%	0.0%	0.0%	0.0%	0.0%	5.9%	0.0%	0.0%	#DIV/0!	#DIV/0!
Total # of vehicle	211	0	50	37	30	31	17	17	10	19	0	0
Average speed	49.0	#DIV/0!	51.2	52.2	50.0	49.3	50.6	45.5	42.8	40.4	#DIV/0!	#DIV/0!
St. Dev.	9.6	#DIV/0!	9.3	9.0	7.8	8.6	10.2	11.3	9.6	7.6	#DIV/0!	#DIV/0!
85th percentile	58.0	#NUM!	61.7	60.0	57.0	57.0	59.6	51.2	48.0	47.6	#NUM!	#NUM!
Min	19.0	0.0	31.0	35.0	30.0	32.0	30.0	33.0	19.0	24.0	0.0	0.0
Max	81.0	0.0	76.0	71.0	69.0	72.0	73.0	81.0	56.0	55.0	0.0	0.0
Range	62.0	0.0	45.0	36.0	39.0	40.0	43.0	48.0	37.0	31.0	0.0	0.0

Vehicle Speed (50-75 FT Vehicles)	Hour											
	Total	20:00-21:00	21:00-22:00	22:00-23:00	23:00-00:00	00:00-01:00	01:00-02:00	02:00-03:00	03:00-04:00	04:00-05:00	05:00-06:00	06:00-07:00
MPH												
< 10	0.0%	#DIV/0!	0.0%	0.0%	0.0%	0.0%	0.0%	0.0%	0.0%	0.0%	#DIV/0!	#DIV/0!
10-14	0.0%	#DIV/0!	0.0%	0.0%	0.0%	0.0%	0.0%	0.0%	0.0%	0.0%	#DIV/0!	#DIV/0!
15-19	0.0%	#DIV/0!	0.0%	0.0%	0.0%	0.0%	0.0%	0.0%	0.0%	0.0%	#DIV/0!	#DIV/0!
20-24	0.0%	#DIV/0!	0.0%	0.0%	0.0%	0.0%	0.0%	0.0%	0.0%	0.0%	#DIV/0!	#DIV/0!
25-29	1.9%	#DIV/0!	0.0%	0.0%	0.0%	0.0%	0.0%	10.0%	25.0%	0.0%	#DIV/0!	#DIV/0!
30-34	10.3%	#DIV/0!	0.0%	3.8%	5.9%	20.0%	0.0%	30.0%	25.0%	25.0%	#DIV/0!	#DIV/0!
35-39	12.1%	#DIV/0!	8.3%	3.8%	23.5%	13.3%	33.3%	20.0%	0.0%	12.5%	#DIV/0!	#DIV/0!
40-44	20.6%	#DIV/0!	29.2%	19.2%	17.6%	13.3%	0.0%	10.0%	25.0%	37.5%	#DIV/0!	#DIV/0!
45-49	29.9%	#DIV/0!	45.8%	30.8%	23.5%	33.3%	33.3%	10.0%	25.0%	12.5%	#DIV/0!	#DIV/0!
50-54	15.9%	#DIV/0!	4.2%	26.9%	23.5%	6.7%	33.3%	20.0%	0.0%	12.5%	#DIV/0!	#DIV/0!
55-59	5.6%	#DIV/0!	8.3%	11.5%	5.9%	0.0%	0.0%	0.0%	0.0%	0.0%	#DIV/0!	#DIV/0!
60-64	2.8%	#DIV/0!	4.2%	3.8%	0.0%	6.7%	0.0%	0.0%	0.0%	0.0%	#DIV/0!	#DIV/0!
65-69	0.9%	#DIV/0!	0.0%	0.0%	0.0%	6.7%	0.0%	0.0%	0.0%	0.0%	#DIV/0!	#DIV/0!
70-74	0.0%	#DIV/0!	0.0%	0.0%	0.0%	0.0%	0.0%	0.0%	0.0%	0.0%	#DIV/0!	#DIV/0!
>=75	0.0%	#DIV/0!	0.0%	0.0%	0.0%	0.0%	0.0%	0.0%	0.0%	0.0%	#DIV/0!	#DIV/0!
Total # of vehicle	107	0	24	26	17	15	3	10	4	8	0	0
Average speed	44.9	#DIV/0!	46.5	48.3	44.8	44.9	46.3	38.5	37.5	41.0	#DIV/0!	#DIV/0!
St. Dev.	7.9	#DIV/0!	5.7	6.4	7.0	10.0	8.0	9.2	10.2	6.8	#DIV/0!	#DIV/0!
85th percentile	53.0	#NUM!	51.2	53.8	52.6	50.8	51.9	48.6	46.2	47.8	#NUM!	#NUM!
Min	26.0	0.0	37.0	34.0	32.0	32.0	38.0	26.0	26.0	33.0	0.0	0.0
Max	68.0	0.0	61.0	60.0	56.0	68.0	54.0	52.0	48.0	51.0	0.0	0.0
Range	42.0	0.0	24.0	26.0	24.0	36.0	16.0	26.0	22.0	18.0	0.0	0.0

Vehicle Speed (+75 FT Vehicles)	Hour											
	Total	20:00-21:00	21:00-22:00	22:00-23:00	23:00-00:00	00:00-01:00	01:00-02:00	02:00-03:00	03:00-04:00	04:00-05:00	05:00-06:00	06:00-07:00
MPH												
< 10	0.0%	#DIV/0!	0.0%	0.0%	0.0%	0.0%	0.0%	0.0%	0.0%	0.0%	#DIV/0!	#DIV/0!
10-14	0.0%	#DIV/0!	0.0%	0.0%	0.0%	0.0%	0.0%	0.0%	0.0%	0.0%	#DIV/0!	#DIV/0!
15-19	0.0%	#DIV/0!	0.0%	0.0%	0.0%	0.0%	0.0%	0.0%	0.0%	0.0%	#DIV/0!	#DIV/0!
20-24	0.0%	#DIV/0!	0.0%	0.0%	0.0%	0.0%	0.0%	0.0%	0.0%	0.0%	#DIV/0!	#DIV/0!
25-29	0.0%	#DIV/0!	0.0%	0.0%	0.0%	0.0%	0.0%	0.0%	0.0%	0.0%	#DIV/0!	#DIV/0!
30-34	7.0%	#DIV/0!	0.0%	0.0%	0.0%	0.0%	0.0%	33.3%	0.0%	14.3%	#DIV/0!	#DIV/0!
35-39	14.0%	#DIV/0!	0.0%	0.0%	0.0%	0.0%	33.3%	16.7%	0.0%	42.9%	#DIV/0!	#DIV/0!
40-44	25.6%	#DIV/0!	0.0%	20.0%	42.9%	0.0%	0.0%	33.3%	80.0%	14.3%	#DIV/0!	#DIV/0!
45-49	4.7%	#DIV/0!	0.0%	20.0%	0.0%	0.0%	0.0%	16.7%	0.0%	0.0%	#DIV/0!	#DIV/0!
50-54	23.3%	#DIV/0!	66.7%	20.0%	28.6%	25.0%	33.3%	0.0%	20.0%	14.3%	#DIV/0!	#DIV/0!
55-59	14.0%	#DIV/0!	33.3%	20.0%	28.6%	25.0%	16.7%	0.0%	0.0%	0.0%	#DIV/0!	#DIV/0!
60-64	2.3%	#DIV/0!	0.0%	20.0%	0.0%	0.0%	0.0%	0.0%	0.0%	0.0%	#DIV/0!	#DIV/0!
65-69	7.0%	#DIV/0!	0.0%	0.0%	0.0%	50.0%	0.0%	0.0%	0.0%	14.3%	#DIV/0!	#DIV/0!
70-74	2.3%	#DIV/0!	0.0%	0.0%	0.0%	0.0%	16.7%	0.0%	0.0%	0.0%	#DIV/0!	#DIV/0!
>=75	0.0%	#DIV/0!	0.0%	0.0%	0.0%	0.0%	0.0%	0.0%	0.0%	0.0%	#DIV/0!	#DIV/0!
Total # of vehicle	43	0	3	5	7	4	6	6	5	7	0	0
Average speed	48.1	#DIV/0!	53.0	52.2	49.6	60.8	52.0	38.7	43.0	42.7	#DIV/0!	#DIV/0!
St. Dev.	10.2	#DIV/0!	3.0	7.7	7.4	7.4	12.6	5.5	4.6	11.7	#DIV/0!	#DIV/0!
85th percentile	59.0	#NUM!	55.1	59.4	56.3	67.1	62.3	43.0	45.6	51.6	#NUM!	#NUM!
Min	31.0	0.0	50.0	42.0	40.0	53.0	39.0	31.0	40.0	32.0	0.0	0.0
Max	72.0	0.0	56.0	60.0	59.0	68.0	72.0	46.0	51.0	66.0	0.0	0.0
Range	41.0	0.0	6.0	18.0	19.0	15.0	33.0	15.0	11.0	34.0	0.0	0.0

Day 12 3<sup>rd</sup> WZ

Vehicle Speed (all vehicles)	Hour											
	Total	20:00-21:00	21:00-22:00	22:00-23:00	23:00-00:00	00:00-01:00	01:00-02:00	02:00-03:00	03:00-04:00	04:00-05:00	05:00-06:00	06:00-07:00
MPH												
< 10	0.0%	#DIV/0!	0.0%	0.0%	0.0%	0.0%	0.0%	0.0%	0.0%	0.0%	#DIV/0!	#DIV/0!
10-14	0.1%	#DIV/0!	0.0%	0.0%	0.0%	0.5%	0.0%	0.0%	0.0%	0.0%	#DIV/0!	#DIV/0!
15-19	0.1%	#DIV/0!	0.2%	0.0%	0.0%	0.5%	0.0%	0.0%	0.0%	0.0%	#DIV/0!	#DIV/0!
20-24	0.4%	#DIV/0!	0.7%	0.0%	0.9%	1.1%	0.0%	0.0%	0.0%	0.0%	#DIV/0!	#DIV/0!
25-29	1.6%	#DIV/0!	3.1%	0.9%	0.4%	1.6%	2.0%	0.9%	1.1%	0.0%	#DIV/0!	#DIV/0!
30-34	4.2%	#DIV/0!	9.9%	2.7%	2.2%	1.1%	2.0%	0.9%	2.1%	0.9%	#DIV/0!	#DIV/0!
35-39	8.7%	#DIV/0!	12.1%	6.0%	11.4%	5.4%	6.1%	4.7%	9.6%	7.5%	#DIV/0!	#DIV/0!
40-44	13.5%	#DIV/0!	10.4%	16.0%	13.6%	19.9%	7.1%	14.2%	10.6%	15.1%	#DIV/0!	#DIV/0!
45-49	12.2%	#DIV/0!	10.8%	11.8%	12.7%	15.1%	6.1%	11.3%	17.0%	15.1%	#DIV/0!	#DIV/0!
50-54	20.8%	#DIV/0!	14.5%	19.6%	27.6%	17.2%	26.5%	28.3%	24.5%	26.4%	#DIV/0!	#DIV/0!
55-59	16.8%	#DIV/0!	12.1%	21.8%	18.0%	14.5%	21.4%	13.2%	21.3%	17.9%	#DIV/0!	#DIV/0!
60-64	10.4%	#DIV/0!	9.9%	11.5%	7.5%	13.4%	12.2%	14.2%	7.4%	7.5%	#DIV/0!	#DIV/0!
65-69	5.4%	#DIV/0!	7.0%	4.2%	3.1%	5.9%	8.2%	5.7%	2.1%	6.6%	#DIV/0!	#DIV/0!
70-74	3.1%	#DIV/0!	5.5%	1.5%	1.8%	2.2%	5.1%	2.8%	3.2%	0.0%	#DIV/0!	#DIV/0!
>=75	2.9%	#DIV/0!	3.7%	3.9%	0.9%	1.6%	3.1%	3.8%	1.1%	2.8%	#DIV/0!	#DIV/0!
Total # of vehicles	1603	0	454	331	228	186	98	106	94	106	0	0
Average speed	51.7	#DIV/0!	50.6	52.7	50.6	51.4	54.6	53.7	51.9	51.9	#DIV/0!	#DIV/0!
St. Dev.	11.3	#DIV/0!	13.3	10.5	9.6	11.6	10.8	10.3	10.1	9.3	#DIV/0!	#DIV/0!
85th percentile	63.1	#NUM!	65.7	61.8	59.2	63.1	64.4	61.8	59.2	60.5	#NUM!	#NUM!
Min	11.0	0.0	18.9	25.4	22.8	11.0	28.0	28.0	25.4	33.2	0.0	0.0
Max	99.5	0.0	95.6	90.4	95.6	94.3	93.0	99.5	95.6	85.2	0.0	0.0
Range	88.4	0.0	76.7	65.0	72.8	83.2	65.0	71.5	70.2	52.0	0.0	0.0

Vehicle Speed (0-25 FT Vehicles)	Hour											
	Total	20:00-21:00	21:00-22:00	22:00-23:00	23:00-00:00	00:00-01:00	01:00-02:00	02:00-03:00	03:00-04:00	04:00-05:00	05:00-06:00	06:00-07:00
MPH												
< 10	0.0%	#DIV/0!	0.0%	0.0%	0.0%	0.0%	0.0%	0.0%	0.0%	0.0%	#DIV/0!	#DIV/0!
10-14	0.1%	#DIV/0!	0.0%	0.0%	0.0%	0.7%	0.0%	0.0%	0.0%	0.0%	#DIV/0!	#DIV/0!
15-19	0.1%	#DIV/0!	0.2%	0.0%	0.0%	0.0%	0.0%	0.0%	0.0%	0.0%	#DIV/0!	#DIV/0!
20-24	0.5%	#DIV/0!	0.5%	0.0%	1.1%	1.5%	0.0%	0.0%	0.0%	0.0%	#DIV/0!	#DIV/0!
25-29	1.7%	#DIV/0!	3.2%	1.1%	0.6%	1.5%	1.4%	1.4%	0.0%	0.0%	#DIV/0!	#DIV/0!
30-34	4.6%	#DIV/0!	10.4%	2.5%	2.2%	0.0%	1.4%	1.4%	2.9%	1.5%	#DIV/0!	#DIV/0!
35-39	8.7%	#DIV/0!	12.8%	5.1%	11.2%	6.0%	4.2%	1.4%	10.0%	7.7%	#DIV/0!	#DIV/0!
40-44	11.8%	#DIV/0!	9.1%	16.4%	11.2%	19.4%	8.3%	7.1%	8.6%	7.7%	#DIV/0!	#DIV/0!
45-49	11.7%	#DIV/0!	10.9%	12.7%	10.6%	12.7%	5.6%	11.4%	15.7%	15.4%	#DIV/0!	#DIV/0!
50-54	20.1%	#DIV/0!	14.1%	18.5%	28.5%	15.7%	25.0%	30.0%	27.1%	26.2%	#DIV/0!	#DIV/0!
55-59	16.9%	#DIV/0!	10.4%	21.5%	20.1%	16.4%	22.2%	15.7%	20.0%	23.1%	#DIV/0!	#DIV/0!
60-64	10.9%	#DIV/0!	10.4%	11.6%	7.8%	14.2%	12.5%	14.3%	10.0%	9.2%	#DIV/0!	#DIV/0!
65-69	6.1%	#DIV/0!	7.9%	4.4%	3.4%	6.7%	9.7%	8.6%	1.4%	6.2%	#DIV/0!	#DIV/0!
70-74	3.6%	#DIV/0!	5.9%	1.8%	2.2%	3.0%	5.6%	2.9%	4.3%	0.0%	#DIV/0!	#DIV/0!
>=75	3.4%	#DIV/0!	4.2%	4.4%	1.1%	2.2%	4.2%	5.7%	0.0%	3.1%	#DIV/0!	#DIV/0!
Total # of vehicles	1270	0	405	275	179	134	72	70	70	65	0	0
Average speed	52.2	#DIV/0!	50.9	52.9	51.2	52.4	55.8	55.7	52.1	52.9	#DIV/0!	#DIV/0!
St. Dev.	11.7	#DIV/0!	13.6	10.6	10.0	12.1	10.7	10.7	9.1	9.5	#DIV/0!	#DIV/0!
85th percentile	64.4	#NUM!	65.7	61.8	59.2	63.1	65.7	65.7	60.9	60.5	#NUM!	#NUM!
Min	11.0	0.0	18.9	25.4	22.8	11.0	28.0	28.0	34.5	33.2	0.0	0.0
Max	99.5	0.0	95.6	86.5	95.6	94.3	93.0	99.5	73.5	85.2	0.0	0.0
Range	88.4	0.0	76.7	61.1	72.8	83.2	65.0	71.5	39.0	52.0	0.0	0.0

Vehicle Speed (25-50 FT Vehicles)	Hour											
	Total	20:00-21:00	21:00-22:00	22:00-23:00	23:00-00:00	00:00-01:00	01:00-02:00	02:00-03:00	03:00-04:00	04:00-05:00	05:00-06:00	06:00-07:00
MPH												
< 10	0.0%	#DIV/0!	0.0%	0.0%	0.0%	0.0%	0.0%	0.0%	0.0%	0.0%	#DIV/0!	#DIV/0!
10-14	0.0%	#DIV/0!	0.0%	0.0%	0.0%	0.0%	0.0%	0.0%	0.0%	0.0%	#DIV/0!	#DIV/0!
15-19	0.5%	#DIV/0!	0.0%	0.0%	0.0%	2.9%	0.0%	0.0%	0.0%	0.0%	#DIV/0!	#DIV/0!
20-24	0.5%	#DIV/0!	3.4%	0.0%	0.0%	0.0%	0.0%	0.0%	0.0%	0.0%	#DIV/0!	#DIV/0!
25-29	1.6%	#DIV/0!	0.0%	0.0%	0.0%	2.9%	7.7%	0.0%	9.1%	0.0%	#DIV/0!	#DIV/0!
30-34	3.8%	#DIV/0!	3.4%	6.7%	3.8%	5.9%	7.7%	0.0%	0.0%	0.0%	#DIV/0!	#DIV/0!
35-39	10.3%	#DIV/0!	6.9%	20.0%	11.5%	5.9%	7.7%	14.3%	9.1%	4.8%	#DIV/0!	#DIV/0!
40-44	19.5%	#DIV/0!	20.7%	6.7%	19.2%	23.5%	0.0%	28.6%	18.2%	33.3%	#DIV/0!	#DIV/0!
45-49	14.6%	#DIV/0!	13.8%	6.7%	19.2%	17.6%	7.7%	19.0%	9.1%	19.0%	#DIV/0!	#DIV/0!
50-54	23.8%	#DIV/0!	17.2%	26.7%	26.9%	14.7%	38.5%	23.8%	27.3%	28.6%	#DIV/0!	#DIV/0!
55-59	14.1%	#DIV/0!	27.6%	13.3%	11.5%	11.8%	15.4%	4.8%	27.3%	4.8%	#DIV/0!	#DIV/0!
60-64	7.0%	#DIV/0!	3.4%	13.3%	7.7%	11.8%	0.0%	9.5%	0.0%	0.0%	#DIV/0!	#DIV/0!
65-69	2.7%	#DIV/0!	0.0%	3.3%	0.0%	2.9%	7.7%	0.0%	0.0%	9.5%	#DIV/0!	#DIV/0!
70-74	1.1%	#DIV/0!	3.4%	0.0%	0.0%	0.0%	7.7%	0.0%	0.0%	0.0%	#DIV/0!	#DIV/0!
>=75	0.5%	#DIV/0!	0.0%	3.3%	0.0%	0.0%	0.0%	0.0%	0.0%	0.0%	#DIV/0!	#DIV/0!
Total # of vehicle	185	0	29	30	26	34	13	21	11	21	0	0
Average speed	48.8	#DIV/0!	49.2	50.6	48.4	47.3	50.3	47.6	47.7	49.2	#DIV/0!	#DIV/0!
St. Dev.	9.8	#DIV/0!	10.1	12.0	8.1	10.8	11.9	7.1	9.5	7.8	#DIV/0!	#DIV/0!
85th percentile	57.1	#NUM!	58.6	61.3	55.3	59.2	58.4	54.0	55.9	54.0	#NUM!	#NUM!
Min	18.9	0.0	22.8	31.9	31.9	18.9	29.3	35.8	25.4	39.7	0.0	0.0
Max	90.4	0.0	72.2	90.4	64.4	67.0	70.9	63.1	57.9	69.6	0.0	0.0
Range	71.5	0.0	49.4	58.5	32.5	48.1	41.6	27.3	32.5	29.9	0.0	0.0

Vehicle Speed (50-75 FT Vehicles)	Hour											
	Total	20:00-21:00	21:00-22:00	22:00-23:00	23:00-00:00	00:00-01:00	01:00-02:00	02:00-03:00	03:00-04:00	04:00-05:00	05:00-06:00	06:00-07:00
MPH												
< 10	0.0%	#DIV/0!	0.0%	0.0%	0.0%	0.0%	0.0%	0.0%	0.0%	0.0%	#DIV/0!	#DIV/0!
10-14	0.0%	#DIV/0!	0.0%	0.0%	0.0%	0.0%	0.0%	0.0%	0.0%	0.0%	#DIV/0!	#DIV/0!
15-19	0.0%	#DIV/0!	0.0%	0.0%	0.0%	0.0%	0.0%	0.0%	0.0%	0.0%	#DIV/0!	#DIV/0!
20-24	0.0%	#DIV/0!	0.0%	0.0%	0.0%	0.0%	0.0%	0.0%	0.0%	0.0%	#DIV/0!	#DIV/0!
25-29	0.8%	#DIV/0!	5.0%	0.0%	0.0%	0.0%	0.0%	0.0%	0.0%	0.0%	#DIV/0!	#DIV/0!
30-34	1.5%	#DIV/0!	10.0%	0.0%	0.0%	0.0%	0.0%	0.0%	0.0%	0.0%	#DIV/0!	#DIV/0!
35-39	7.5%	#DIV/0!	5.0%	0.0%	13.6%	0.0%	15.4%	7.7%	10.0%	11.8%	#DIV/0!	#DIV/0!
40-44	20.3%	#DIV/0!	20.0%	19.0%	27.3%	17.6%	7.7%	30.8%	10.0%	23.5%	#DIV/0!	#DIV/0!
45-49	14.3%	#DIV/0!	5.0%	9.5%	22.7%	29.4%	7.7%	0.0%	30.0%	11.8%	#DIV/0!	#DIV/0!
50-54	23.3%	#DIV/0!	20.0%	23.8%	18.2%	35.3%	23.1%	30.8%	10.0%	23.5%	#DIV/0!	#DIV/0!
55-59	19.5%	#DIV/0!	25.0%	33.3%	9.1%	5.9%	23.1%	15.4%	30.0%	17.6%	#DIV/0!	#DIV/0!
60-64	9.8%	#DIV/0!	10.0%	9.5%	4.5%	11.8%	23.1%	7.7%	0.0%	11.8%	#DIV/0!	#DIV/0!
65-69	2.3%	#DIV/0!	0.0%	4.8%	4.5%	0.0%	0.0%	0.0%	10.0%	0.0%	#DIV/0!	#DIV/0!
70-74	0.8%	#DIV/0!	0.0%	0.0%	0.0%	0.0%	0.0%	7.7%	0.0%	0.0%	#DIV/0!	#DIV/0!
>=75	0.0%	#DIV/0!	0.0%	0.0%	0.0%	0.0%	0.0%	0.0%	0.0%	0.0%	#DIV/0!	#DIV/0!
Total # of vehicle	133	0	20	21	22	17	13	13	10	17	0	0
Average speed	50.5	#DIV/0!	48.1	53.1	48.2	50.8	52.9	51.2	51.9	49.4	#DIV/0!	#DIV/0!
St. Dev.	8.0	#DIV/0!	10.0	6.8	7.7	5.5	8.9	8.8	8.6	7.8	#DIV/0!	#DIV/0!
85th percentile	59.2	#NUM!	55.7	59.2	56.0	55.5	61.2	59.4	58.7	56.6	#NUM!	#NUM!
Min	25.4	0.0	25.4	41.0	38.4	41.0	38.4	39.7	38.4	35.8	0.0	0.0
Max	70.9	0.0	61.8	65.7	65.7	61.8	64.4	70.9	67.0	64.4	0.0	0.0
Range	45.5	0.0	36.4	24.7	27.3	20.8	26.0	31.2	28.6	28.6	0.0	0.0

Vehicle Speed (+75 FT Vehicles)	Hour											
	Total	20:00-21:00	21:00-22:00	22:00-23:00	23:00-00:00	00:00-01:00	01:00-02:00	02:00-03:00	03:00-04:00	04:00-05:00	05:00-06:00	06:00-07:00
MPH												
< 10	0.0%	#DIV/0!	#DIV/0!	0.0%	0.0%	0.0%	#DIV/0!	0.0%	0.0%	0.0%	#DIV/0!	#DIV/0!
10-14	0.0%	#DIV/0!	#DIV/0!	0.0%	0.0%	0.0%	#DIV/0!	0.0%	0.0%	0.0%	#DIV/0!	#DIV/0!
15-19	0.0%	#DIV/0!	#DIV/0!	0.0%	0.0%	0.0%	#DIV/0!	0.0%	0.0%	0.0%	#DIV/0!	#DIV/0!
20-24	0.0%	#DIV/0!	#DIV/0!	0.0%	0.0%	0.0%	#DIV/0!	0.0%	0.0%	0.0%	#DIV/0!	#DIV/0!
25-29	0.0%	#DIV/0!	#DIV/0!	0.0%	0.0%	0.0%	#DIV/0!	0.0%	0.0%	0.0%	#DIV/0!	#DIV/0!
30-34	0.0%	#DIV/0!	#DIV/0!	0.0%	0.0%	0.0%	#DIV/0!	0.0%	0.0%	0.0%	#DIV/0!	#DIV/0!
35-39	0.0%	#DIV/0!	#DIV/0!	0.0%	0.0%	0.0%	#DIV/0!	0.0%	0.0%	0.0%	#DIV/0!	#DIV/0!
40-44	20.0%	#DIV/0!	#DIV/0!	40.0%	0.0%	0.0%	#DIV/0!	0.0%	33.3%	0.0%	#DIV/0!	#DIV/0!
45-49	6.7%	#DIV/0!	#DIV/0!	0.0%	0.0%	0.0%	#DIV/0!	0.0%	33.3%	0.0%	#DIV/0!	#DIV/0!
50-54	20.0%	#DIV/0!	#DIV/0!	20.0%	100.0%	0.0%	#DIV/0!	0.0%	0.0%	33.3%	#DIV/0!	#DIV/0!
55-59	13.3%	#DIV/0!	#DIV/0!	40.0%	0.0%	0.0%	#DIV/0!	0.0%	0.0%	0.0%	#DIV/0!	#DIV/0!
60-64	13.3%	#DIV/0!	#DIV/0!	0.0%	0.0%	0.0%	#DIV/0!	100.0%	0.0%	0.0%	#DIV/0!	#DIV/0!
65-69	13.3%	#DIV/0!	#DIV/0!	0.0%	0.0%	100.0%	#DIV/0!	0.0%	0.0%	33.3%	#DIV/0!	#DIV/0!
70-74	0.0%	#DIV/0!	#DIV/0!	0.0%	0.0%	0.0%	#DIV/0!	0.0%	0.0%	0.0%	#DIV/0!	#DIV/0!
>=75	13.3%	#DIV/0!	#DIV/0!	0.0%	0.0%	0.0%	#DIV/0!	0.0%	33.3%	33.3%	#DIV/0!	#DIV/0!
Total # of vehicle	15	0	0	5	1	1	0	2	3	3	0	0
Average speed	58.5	#DIV/0!	#DIV/0!	51.4	50.1	69.6	#DIV/0!	61.1	61.3	64.8	#DIV/0!	#DIV/0!
St. Dev.	14.3	#DIV/0!	#DIV/0!	6.1	#DIV/0!	#DIV/0!	#DIV/0!	0.9	29.8	13.0	#DIV/0!	#DIV/0!
85th percentile	69.2	#NUM!	#NUM!	56.3	50.1	69.6	#NUM!	61.6	81.1	73.9	#NUM!	#NUM!
Min	41.0	0.0	0.0	44.9	50.1	69.6	0.0	60.5	41.0	51.4	0.0	0.0
Max	95.6	0.0	0.0	57.9	50.1	69.6	0.0	61.8	95.6	77.4	0.0	0.0
Range	54.6	0.0	0.0	13.0	0.0	0.0	0.0	1.3	54.6	26.0	0.0	0.0



**APPENDIX C**

**SPEED DATA SUMMARY FOR I-5 ROCK POINT-SEVEN OAKS  
PROJECT**





### 3.0 APPENDIX C – SPEED DATA SUMMARY FOR I-5 ROCK POINT-SEVEN OAKS PROJECT

Day 1 Before RWA

Vehicle Speed (all vehicles)	Hour											
	Total	20:00-21:00	21:00-22:00	22:00-23:00	23:00-00:00	00:00-01:00	01:00-02:00	02:00-03:00	03:00-04:00	04:00-05:00	05:00-06:00	06:00-07:00
MPH												
< 10	0.0%	#DIV/0!	#DIV/0!	#DIV/0!	0.0%	0.0%	0.0%	0.0%	0.0%	0.0%	#DIV/0!	#DIV/0!
10-14	0.0%	#DIV/0!	#DIV/0!	#DIV/0!	0.0%	0.0%	0.0%	0.0%	0.0%	0.0%	#DIV/0!	#DIV/0!
15-19	0.0%	#DIV/0!	#DIV/0!	#DIV/0!	0.0%	0.0%	0.0%	0.0%	0.0%	0.0%	#DIV/0!	#DIV/0!
20-24	0.0%	#DIV/0!	#DIV/0!	#DIV/0!	0.0%	0.0%	0.0%	0.0%	0.0%	0.0%	#DIV/0!	#DIV/0!
25-29	0.1%	#DIV/0!	#DIV/0!	#DIV/0!	0.4%	0.0%	0.0%	0.0%	0.0%	0.0%	#DIV/0!	#DIV/0!
30-34	0.0%	#DIV/0!	#DIV/0!	#DIV/0!	0.0%	0.0%	0.0%	0.0%	0.0%	0.0%	#DIV/0!	#DIV/0!
35-39	0.6%	#DIV/0!	#DIV/0!	#DIV/0!	0.0%	1.3%	0.0%	1.1%	1.9%	0.0%	#DIV/0!	#DIV/0!
40-44	0.6%	#DIV/0!	#DIV/0!	#DIV/0!	0.4%	0.6%	0.9%	1.1%	0.0%	0.7%	#DIV/0!	#DIV/0!
45-49	3.3%	#DIV/0!	#DIV/0!	#DIV/0!	3.0%	3.8%	4.3%	3.3%	1.9%	3.4%	#DIV/0!	#DIV/0!
50-54	11.6%	#DIV/0!	#DIV/0!	#DIV/0!	7.7%	10.6%	14.8%	14.4%	13.1%	13.7%	#DIV/0!	#DIV/0!
55-59	18.6%	#DIV/0!	#DIV/0!	#DIV/0!	19.3%	15.6%	19.1%	26.7%	8.4%	22.6%	#DIV/0!	#DIV/0!
60-64	24.8%	#DIV/0!	#DIV/0!	#DIV/0!	21.0%	25.6%	23.5%	24.4%	29.9%	27.4%	#DIV/0!	#DIV/0!
65-69	22.0%	#DIV/0!	#DIV/0!	#DIV/0!	26.6%	22.5%	19.1%	14.4%	30.8%	14.4%	#DIV/0!	#DIV/0!
70-74	9.5%	#DIV/0!	#DIV/0!	#DIV/0!	12.9%	10.0%	7.8%	7.8%	6.5%	8.2%	#DIV/0!	#DIV/0!
>=75	8.9%	#DIV/0!	#DIV/0!	#DIV/0!	8.6%	10.0%	10.4%	6.7%	7.5%	9.6%	#DIV/0!	#DIV/0!
Total # of vehicles	851	0	0	0	233	160	115	90	107	146	0	0
Average speed	62.9	#DIV/0!	#DIV/0!	#DIV/0!	63.6	63.5	62.6	61.0	63.4	62.3	#DIV/0!	#DIV/0!
St. Dev.	8.5	#DIV/0!	#DIV/0!	#DIV/0!	8.0	8.9	9.1	8.1	8.3	8.6	#DIV/0!	#DIV/0!
85th percentile	70.6	#NUM!	#NUM!	#NUM!	71.3	70.6	70.1	69.3	69.5	69.5	#NUM!	#NUM!
Min	29.5	0.0	0.0	0.0	29.5	36.3	40.9	37.5	36.6	40.9	0.0	0.0
Max	99.4	0.0	0.0	0.0	91.2	93.5	95.8	82.1	93.5	99.4	0.0	0.0
Range	69.9	0.0	0.0	0.0	61.8	57.2	54.9	44.6	56.9	58.4	0.0	0.0

		Hour										
Vehicle Speed (0-25 FT Vehicles)	Total	20:00-21:00	21:00-22:00	22:00-23:00	23:00-00:00	00:00-01:00	01:00-02:00	02:00-03:00	03:00-04:00	04:00-05:00	05:00-06:00	06:00-07:00
		MPH										
< 10	0.0%	#DIV/0!	#DIV/0!	#DIV/0!	0.0%	0.0%	0.0%	0.0%	0.0%	0.0%	#DIV/0!	#DIV/0!
10-14	0.0%	#DIV/0!	#DIV/0!	#DIV/0!	0.0%	0.0%	0.0%	0.0%	0.0%	0.0%	#DIV/0!	#DIV/0!
15-19	0.0%	#DIV/0!	#DIV/0!	#DIV/0!	0.0%	0.0%	0.0%	0.0%	0.0%	0.0%	#DIV/0!	#DIV/0!
20-24	0.0%	#DIV/0!	#DIV/0!	#DIV/0!	0.0%	0.0%	0.0%	0.0%	0.0%	0.0%	#DIV/0!	#DIV/0!
25-29	0.2%	#DIV/0!	#DIV/0!	#DIV/0!	0.5%	0.0%	0.0%	0.0%	0.0%	0.0%	#DIV/0!	#DIV/0!
30-34	0.0%	#DIV/0!	#DIV/0!	#DIV/0!	0.0%	0.0%	0.0%	0.0%	0.0%	0.0%	#DIV/0!	#DIV/0!
35-39	0.6%	#DIV/0!	#DIV/0!	#DIV/0!	0.0%	1.5%	0.0%	1.6%	1.2%	0.0%	#DIV/0!	#DIV/0!
40-44	0.5%	#DIV/0!	#DIV/0!	#DIV/0!	0.5%	0.0%	1.1%	0.0%	0.0%	1.0%	#DIV/0!	#DIV/0!
45-49	1.8%	#DIV/0!	#DIV/0!	#DIV/0!	0.5%	2.3%	3.3%	1.6%	1.2%	3.0%	#DIV/0!	#DIV/0!
50-54	5.1%	#DIV/0!	#DIV/0!	#DIV/0!	3.8%	4.6%	5.5%	4.8%	4.8%	7.9%	#DIV/0!	#DIV/0!
55-59	14.9%	#DIV/0!	#DIV/0!	#DIV/0!	14.5%	12.3%	19.8%	24.2%	6.0%	15.8%	#DIV/0!	#DIV/0!
60-64	26.8%	#DIV/0!	#DIV/0!	#DIV/0!	23.1%	29.2%	25.3%	29.0%	31.3%	26.7%	#DIV/0!	#DIV/0!
65-69	27.6%	#DIV/0!	#DIV/0!	#DIV/0!	32.8%	26.2%	23.1%	19.4%	37.3%	20.8%	#DIV/0!	#DIV/0!
70-74	11.8%	#DIV/0!	#DIV/0!	#DIV/0!	14.5%	12.3%	8.8%	11.3%	8.4%	11.9%	#DIV/0!	#DIV/0!
>=75	10.9%	#DIV/0!	#DIV/0!	#DIV/0!	9.7%	11.5%	13.2%	8.1%	9.6%	12.9%	#DIV/0!	#DIV/0!
Total # of vehicles	653	0	0	0	186	130	91	62	83	101	0	0
Average speed	64.9	#DIV/0!	#DIV/0!	#DIV/0!	65.3	65.3	64.3	63.4	65.5	64.5	#DIV/0!	#DIV/0!
St. Dev.	8.1	#DIV/0!	#DIV/0!	#DIV/0!	7.3	8.4	9.1	7.7	7.6	9.1	#DIV/0!	#DIV/0!
85th percentile	71.3	#NUM!	#NUM!	#NUM!	71.3	71.3	71.8	71.3	70.6	71.8	#NUM!	#NUM!
Min	29.5	0.0	0.0	0.0	29.5	36.3	40.9	37.5	36.6	40.9	0.0	0.0
Max	99.4	0.0	0.0	0.0	91.2	93.5	95.8	82.1	93.5	99.4	0.0	0.0
Range	69.9	0.0	0.0	0.0	61.8	57.2	54.9	44.6	56.9	58.4	0.0	0.0

		Hour										
Vehicle Speed (25-50 FT Vehicles)	Total	20:00-21:00	21:00-22:00	22:00-23:00	23:00-00:00	00:00-01:00	01:00-02:00	02:00-03:00	03:00-04:00	04:00-05:00	05:00-06:00	06:00-07:00
		MPH										
< 10	0.0%	#DIV/0!	#DIV/0!	#DIV/0!	0.0%	0.0%	0.0%	0.0%	0.0%	0.0%	#DIV/0!	#DIV/0!
10-14	0.0%	#DIV/0!	#DIV/0!	#DIV/0!	0.0%	0.0%	0.0%	0.0%	0.0%	0.0%	#DIV/0!	#DIV/0!
15-19	0.0%	#DIV/0!	#DIV/0!	#DIV/0!	0.0%	0.0%	0.0%	0.0%	0.0%	0.0%	#DIV/0!	#DIV/0!
20-24	0.0%	#DIV/0!	#DIV/0!	#DIV/0!	0.0%	0.0%	0.0%	0.0%	0.0%	0.0%	#DIV/0!	#DIV/0!
25-29	0.0%	#DIV/0!	#DIV/0!	#DIV/0!	0.0%	0.0%	0.0%	0.0%	0.0%	0.0%	#DIV/0!	#DIV/0!
30-34	0.0%	#DIV/0!	#DIV/0!	#DIV/0!	0.0%	0.0%	0.0%	0.0%	0.0%	0.0%	#DIV/0!	#DIV/0!
35-39	0.0%	#DIV/0!	#DIV/0!	#DIV/0!	0.0%	0.0%	0.0%	0.0%	0.0%	0.0%	#DIV/0!	#DIV/0!
40-44	0.0%	#DIV/0!	#DIV/0!	#DIV/0!	0.0%	0.0%	0.0%	0.0%	0.0%	0.0%	#DIV/0!	#DIV/0!
45-49	4.2%	#DIV/0!	#DIV/0!	#DIV/0!	6.7%	5.0%	0.0%	7.1%	0.0%	3.4%	#DIV/0!	#DIV/0!
50-54	26.3%	#DIV/0!	#DIV/0!	#DIV/0!	20.0%	25.0%	38.5%	35.7%	33.3%	20.7%	#DIV/0!	#DIV/0!
55-59	33.9%	#DIV/0!	#DIV/0!	#DIV/0!	36.7%	45.0%	23.1%	21.4%	16.7%	41.4%	#DIV/0!	#DIV/0!
60-64	24.6%	#DIV/0!	#DIV/0!	#DIV/0!	16.7%	15.0%	23.1%	21.4%	41.7%	34.5%	#DIV/0!	#DIV/0!
65-69	4.2%	#DIV/0!	#DIV/0!	#DIV/0!	3.3%	5.0%	7.7%	7.1%	8.3%	0.0%	#DIV/0!	#DIV/0!
70-74	3.4%	#DIV/0!	#DIV/0!	#DIV/0!	10.0%	0.0%	7.7%	0.0%	0.0%	0.0%	#DIV/0!	#DIV/0!
>=75	3.4%	#DIV/0!	#DIV/0!	#DIV/0!	6.7%	5.0%	0.0%	7.1%	0.0%	0.0%	#DIV/0!	#DIV/0!
Total # of vehicle	118	0	0	0	30	20	13	14	12	29	0	0
Average speed	58.4	#DIV/0!	#DIV/0!	#DIV/0!	58.9	57.6	59.4	58.2	58.3	58.2	#DIV/0!	#DIV/0!
St. Dev.	6.0	#DIV/0!	#DIV/0!	#DIV/0!	7.4	6.2	6.1	7.2	5.0	4.3	#DIV/0!	#DIV/0!
85th percentile	64.5	#NUM!	#NUM!	#NUM!	66.7	60.5	65.2	65.0	62.7	62.6	#NUM!	#NUM!
Min	45.5	0.0	0.0	0.0	45.5	47.8	53.5	47.8	50.1	46.6	0.0	0.0
Max	76.4	0.0	0.0	0.0	76.4	76.4	72.9	75.2	66.1	64.9	0.0	0.0
Range	30.9	0.0	0.0	0.0	30.9	28.6	19.4	27.4	16.0	18.3	0.0	0.0

Vehicle Speed (50-75 FT Vehicles)	Hour											
	Total	20:00-21:00	21:00-22:00	22:00-23:00	23:00-00:00	00:00-01:00	01:00-02:00	02:00-03:00	03:00-04:00	04:00-05:00	05:00-06:00	06:00-07:00
MPH												
< 10	0.0%	#DIV/0!	#DIV/0!	#DIV/0!	0.0%	0.0%	0.0%	0.0%	0.0%	0.0%	#DIV/0!	#DIV/0!
10-14	0.0%	#DIV/0!	#DIV/0!	#DIV/0!	0.0%	0.0%	0.0%	0.0%	0.0%	0.0%	#DIV/0!	#DIV/0!
15-19	0.0%	#DIV/0!	#DIV/0!	#DIV/0!	0.0%	0.0%	0.0%	0.0%	0.0%	0.0%	#DIV/0!	#DIV/0!
20-24	0.0%	#DIV/0!	#DIV/0!	#DIV/0!	0.0%	0.0%	0.0%	0.0%	0.0%	0.0%	#DIV/0!	#DIV/0!
25-29	0.0%	#DIV/0!	#DIV/0!	#DIV/0!	0.0%	0.0%	0.0%	0.0%	0.0%	0.0%	#DIV/0!	#DIV/0!
30-34	0.0%	#DIV/0!	#DIV/0!	#DIV/0!	0.0%	0.0%	0.0%	0.0%	0.0%	0.0%	#DIV/0!	#DIV/0!
35-39	1.5%	#DIV/0!	#DIV/0!	#DIV/0!	0.0%	0.0%	0.0%	0.0%	8.3%	0.0%	#DIV/0!	#DIV/0!
40-44	2.9%	#DIV/0!	#DIV/0!	#DIV/0!	0.0%	11.1%	0.0%	9.1%	0.0%	0.0%	#DIV/0!	#DIV/0!
45-49	16.2%	#DIV/0!	#DIV/0!	#DIV/0!	28.6%	22.2%	20.0%	9.1%	8.3%	8.3%	#DIV/0!	#DIV/0!
50-54	45.6%	#DIV/0!	#DIV/0!	#DIV/0!	28.6%	55.6%	60.0%	45.5%	50.0%	41.7%	#DIV/0!	#DIV/0!
55-59	23.5%	#DIV/0!	#DIV/0!	#DIV/0!	35.7%	0.0%	10.0%	36.4%	16.7%	33.3%	#DIV/0!	#DIV/0!
60-64	7.4%	#DIV/0!	#DIV/0!	#DIV/0!	7.1%	0.0%	10.0%	0.0%	8.3%	16.7%	#DIV/0!	#DIV/0!
65-69	2.9%	#DIV/0!	#DIV/0!	#DIV/0!	0.0%	11.1%	0.0%	0.0%	8.3%	0.0%	#DIV/0!	#DIV/0!
70-74	0.0%	#DIV/0!	#DIV/0!	#DIV/0!	0.0%	0.0%	0.0%	0.0%	0.0%	0.0%	#DIV/0!	#DIV/0!
>=75	0.0%	#DIV/0!	#DIV/0!	#DIV/0!	0.0%	0.0%	0.0%	0.0%	0.0%	0.0%	#DIV/0!	#DIV/0!
Total # of vehicle	68	0	0	0	14	9	10	11	12	12	0	0
Average speed	53.4	#DIV/0!	#DIV/0!	#DIV/0!	53.1	52.0	53.1	52.2	54.2	55.4	#DIV/0!	#DIV/0!
St. Dev.	5.4	#DIV/0!	#DIV/0!	#DIV/0!	4.7	7.0	4.6	4.2	7.6	3.7	#DIV/0!	#DIV/0!
85th percentile	56.9	#NUM!	#NUM!	#NUM!	57.0	53.5	56.1	55.8	59.3	59.6	#NUM!	#NUM!
Min	38.6	0.0	0.0	0.0	45.5	40.9	45.5	43.2	38.6	48.9	0.0	0.0
Max	69.5	0.0	0.0	0.0	61.5	67.2	61.5	58.1	69.5	61.5	0.0	0.0
Range	30.9	0.0	0.0	0.0	16.0	26.3	16.0	14.9	30.9	12.6	0.0	0.0

Vehicle Speed (+75 FT Vehicles)	Hour											
	Total	20:00-21:00	21:00-22:00	22:00-23:00	23:00-00:00	00:00-01:00	01:00-02:00	02:00-03:00	03:00-04:00	04:00-05:00	05:00-06:00	06:00-07:00
MPH												
< 10	0.0%	#DIV/0!	#DIV/0!	#DIV/0!	0.0%	0.0%	0.0%	0.0%	#DIV/0!	0.0%	#DIV/0!	#DIV/0!
10-14	0.0%	#DIV/0!	#DIV/0!	#DIV/0!	0.0%	0.0%	0.0%	0.0%	#DIV/0!	0.0%	#DIV/0!	#DIV/0!
15-19	0.0%	#DIV/0!	#DIV/0!	#DIV/0!	0.0%	0.0%	0.0%	0.0%	#DIV/0!	0.0%	#DIV/0!	#DIV/0!
20-24	0.0%	#DIV/0!	#DIV/0!	#DIV/0!	0.0%	0.0%	0.0%	0.0%	#DIV/0!	0.0%	#DIV/0!	#DIV/0!
25-29	0.0%	#DIV/0!	#DIV/0!	#DIV/0!	0.0%	0.0%	0.0%	0.0%	#DIV/0!	0.0%	#DIV/0!	#DIV/0!
30-34	0.0%	#DIV/0!	#DIV/0!	#DIV/0!	0.0%	0.0%	0.0%	0.0%	#DIV/0!	0.0%	#DIV/0!	#DIV/0!
35-39	0.0%	#DIV/0!	#DIV/0!	#DIV/0!	0.0%	0.0%	0.0%	0.0%	#DIV/0!	0.0%	#DIV/0!	#DIV/0!
40-44	0.0%	#DIV/0!	#DIV/0!	#DIV/0!	0.0%	0.0%	0.0%	0.0%	#DIV/0!	0.0%	#DIV/0!	#DIV/0!
45-49	0.0%	#DIV/0!	#DIV/0!	#DIV/0!	0.0%	0.0%	0.0%	0.0%	#DIV/0!	0.0%	#DIV/0!	#DIV/0!
50-54	33.3%	#DIV/0!	#DIV/0!	#DIV/0!	33.3%	100.0%	100.0%	0.0%	#DIV/0!	25.0%	#DIV/0!	#DIV/0!
55-59	41.7%	#DIV/0!	#DIV/0!	#DIV/0!	66.7%	0.0%	0.0%	66.7%	#DIV/0!	25.0%	#DIV/0!	#DIV/0!
60-64	16.7%	#DIV/0!	#DIV/0!	#DIV/0!	0.0%	0.0%	0.0%	33.3%	#DIV/0!	25.0%	#DIV/0!	#DIV/0!
65-69	0.0%	#DIV/0!	#DIV/0!	#DIV/0!	0.0%	0.0%	0.0%	0.0%	#DIV/0!	0.0%	#DIV/0!	#DIV/0!
70-74	0.0%	#DIV/0!	#DIV/0!	#DIV/0!	0.0%	0.0%	0.0%	0.0%	#DIV/0!	0.0%	#DIV/0!	#DIV/0!
>=75	8.3%	#DIV/0!	#DIV/0!	#DIV/0!	0.0%	0.0%	0.0%	0.0%	#DIV/0!	25.0%	#DIV/0!	#DIV/0!
Total # of vehicle	12	0	0	0	3	1	1	3	0	4	0	0
Average speed	57.9	#DIV/0!	#DIV/0!	#DIV/0!	54.2	54.6	52.3	58.1	#DIV/0!	62.6	#DIV/0!	#DIV/0!
St. Dev.	6.9	#DIV/0!	#DIV/0!	#DIV/0!	2.6	#DIV/0!	#DIV/0!	2.3	#DIV/0!	10.5	#DIV/0!	#DIV/0!
85th percentile	61.1	#NUM!	#NUM!	#NUM!	55.8	54.6	52.3	59.7	#NUM!	70.8	#NUM!	#NUM!
Min	51.2	0.0	0.0	0.0	51.2	54.6	52.3	55.8	0.0	54.6	0.0	0.0
Max	77.5	0.0	0.0	0.0	55.8	54.6	52.3	60.3	0.0	77.5	0.0	0.0
Range	26.3	0.0	0.0	0.0	4.6	0.0	0.0	4.6	0.0	22.9	0.0	0.0

Day 1 RWA

Vehicle Speed (all vehicles)	Hour											
	Total	20:00-21:00	21:00-22:00	22:00-23:00	23:00-00:00	00:00-01:00	01:00-02:00	02:00-03:00	03:00-04:00	04:00-05:00	05:00-06:00	06:00-07:00
MPH												
< 10	0.0%	#DIV/0!	#DIV/0!	#DIV/0!	0.0%	0.0%	0.0%	0.0%	0.0%	0.0%	#DIV/0!	#DIV/0!
10-14	0.0%	#DIV/0!	#DIV/0!	#DIV/0!	0.0%	0.0%	0.0%	0.0%	0.0%	0.0%	#DIV/0!	#DIV/0!
15-19	0.0%	#DIV/0!	#DIV/0!	#DIV/0!	0.0%	0.0%	0.0%	0.0%	0.0%	0.0%	#DIV/0!	#DIV/0!
20-24	0.0%	#DIV/0!	#DIV/0!	#DIV/0!	0.0%	0.0%	0.0%	0.0%	0.0%	0.0%	#DIV/0!	#DIV/0!
25-29	0.0%	#DIV/0!	#DIV/0!	#DIV/0!	0.0%	0.0%	0.0%	0.0%	0.0%	0.0%	#DIV/0!	#DIV/0!
30-34	0.0%	#DIV/0!	#DIV/0!	#DIV/0!	0.0%	0.0%	0.0%	0.0%	0.0%	0.0%	#DIV/0!	#DIV/0!
35-39	0.1%	#DIV/0!	#DIV/0!	#DIV/0!	0.4%	0.0%	0.0%	0.0%	0.0%	0.0%	#DIV/0!	#DIV/0!
40-44	1.7%	#DIV/0!	#DIV/0!	#DIV/0!	1.3%	2.6%	1.9%	1.3%	2.0%	1.5%	#DIV/0!	#DIV/0!
45-49	7.0%	#DIV/0!	#DIV/0!	#DIV/0!	6.1%	6.5%	7.8%	11.3%	6.1%	6.6%	#DIV/0!	#DIV/0!
50-54	12.2%	#DIV/0!	#DIV/0!	#DIV/0!	10.4%	9.8%	12.6%	12.5%	18.2%	13.2%	#DIV/0!	#DIV/0!
55-59	21.6%	#DIV/0!	#DIV/0!	#DIV/0!	15.7%	25.5%	19.4%	31.3%	19.2%	25.0%	#DIV/0!	#DIV/0!
60-64	16.7%	#DIV/0!	#DIV/0!	#DIV/0!	17.0%	15.0%	19.4%	20.0%	14.1%	16.2%	#DIV/0!	#DIV/0!
65-69	16.7%	#DIV/0!	#DIV/0!	#DIV/0!	23.0%	15.7%	17.5%	10.0%	12.1%	14.0%	#DIV/0!	#DIV/0!
70-74	13.7%	#DIV/0!	#DIV/0!	#DIV/0!	15.2%	12.4%	11.7%	7.5%	17.2%	15.4%	#DIV/0!	#DIV/0!
>=75	10.1%	#DIV/0!	#DIV/0!	#DIV/0!	10.9%	12.4%	9.7%	6.3%	11.1%	8.1%	#DIV/0!	#DIV/0!
Total # of vehicles	801	0	0	0	230	153	103	80	99	136	0	0
Average speed	62.5	#DIV/0!	#DIV/0!	#DIV/0!	63.8	62.7	62.0	59.9	62.0	62.2	#DIV/0!	#DIV/0!
St. Dev.	9.2	#DIV/0!	#DIV/0!	#DIV/0!	9.2	9.8	9.0	8.3	9.4	8.9	#DIV/0!	#DIV/0!
85th percentile	72.6	#NUM!	#NUM!	#NUM!	73.4	73.6	72.6	68.9	72.0	72.5	#NUM!	#NUM!
Min	36.9	0.0	0.0	0.0	36.9	42.9	43.6	42.9	43.6	41.4	0.0	0.0
Max	94.0	0.0	0.0	0.0	86.7	94.0	83.0	81.5	82.3	83.8	0.0	0.0
Range	57.1	0.0	0.0	0.0	49.8	51.1	39.4	38.7	38.7	42.4	0.0	0.0

Vehicle Speed (0-25 FT Vehicles)	Hour											
	Total	20:00-21:00	21:00-22:00	22:00-23:00	23:00-00:00	00:00-01:00	01:00-02:00	02:00-03:00	03:00-04:00	04:00-05:00	05:00-06:00	06:00-07:00
MPH												
< 10	0.0%	#DIV/0!	#DIV/0!	#DIV/0!	0.0%	0.0%	0.0%	0.0%	0.0%	0.0%	#DIV/0!	#DIV/0!
10-14	0.0%	#DIV/0!	#DIV/0!	#DIV/0!	0.0%	0.0%	0.0%	0.0%	0.0%	0.0%	#DIV/0!	#DIV/0!
15-19	0.0%	#DIV/0!	#DIV/0!	#DIV/0!	0.0%	0.0%	0.0%	0.0%	0.0%	0.0%	#DIV/0!	#DIV/0!
20-24	0.0%	#DIV/0!	#DIV/0!	#DIV/0!	0.0%	0.0%	0.0%	0.0%	0.0%	0.0%	#DIV/0!	#DIV/0!
25-29	0.0%	#DIV/0!	#DIV/0!	#DIV/0!	0.0%	0.0%	0.0%	0.0%	0.0%	0.0%	#DIV/0!	#DIV/0!
30-34	0.0%	#DIV/0!	#DIV/0!	#DIV/0!	0.0%	0.0%	0.0%	0.0%	0.0%	0.0%	#DIV/0!	#DIV/0!
35-39	0.0%	#DIV/0!	#DIV/0!	#DIV/0!	0.0%	0.0%	0.0%	0.0%	0.0%	0.0%	#DIV/0!	#DIV/0!
40-44	1.5%	#DIV/0!	#DIV/0!	#DIV/0!	1.2%	3.6%	1.4%	0.0%	0.0%	1.3%	#DIV/0!	#DIV/0!
45-49	5.4%	#DIV/0!	#DIV/0!	#DIV/0!	2.9%	7.1%	2.9%	12.8%	4.8%	6.5%	#DIV/0!	#DIV/0!
50-54	9.4%	#DIV/0!	#DIV/0!	#DIV/0!	8.7%	6.3%	14.5%	6.4%	14.3%	9.1%	#DIV/0!	#DIV/0!
55-59	20.3%	#DIV/0!	#DIV/0!	#DIV/0!	16.8%	24.1%	17.4%	29.8%	17.5%	22.1%	#DIV/0!	#DIV/0!
60-64	17.7%	#DIV/0!	#DIV/0!	#DIV/0!	16.2%	16.1%	20.3%	23.4%	19.0%	16.9%	#DIV/0!	#DIV/0!
65-69	20.7%	#DIV/0!	#DIV/0!	#DIV/0!	26.6%	17.9%	21.7%	14.9%	17.5%	16.9%	#DIV/0!	#DIV/0!
70-74	14.6%	#DIV/0!	#DIV/0!	#DIV/0!	17.3%	11.6%	11.6%	8.5%	14.3%	19.5%	#DIV/0!	#DIV/0!
>=75	10.4%	#DIV/0!	#DIV/0!	#DIV/0!	10.4%	13.4%	10.1%	4.3%	12.7%	7.8%	#DIV/0!	#DIV/0!
Total # of vehicles	541	0	0	0	173	112	69	47	63	77	0	0
Average speed	63.5	#DIV/0!	#DIV/0!	#DIV/0!	64.8	63.2	63.0	60.4	63.3	63.4	#DIV/0!	#DIV/0!
St. Dev.	8.7	#DIV/0!	#DIV/0!	#DIV/0!	8.3	10.0	8.5	7.4	8.7	8.4	#DIV/0!	#DIV/0!
85th percentile	73.0	#NUM!	#NUM!	#NUM!	73.8	74.0	73.0	67.2	71.9	73.0	#NUM!	#NUM!
Min	41.4	0.0	0.0	0.0	42.9	42.9	44.4	47.3	47.3	41.4	0.0	0.0
Max	94.0	0.0	0.0	0.0	85.0	94.0	83.0	75.0	81.5	80.0	0.0	0.0
Range	52.6	0.0	0.0	0.0	42.1	51.1	38.6	27.7	34.2	38.7	0.0	0.0

Vehicle Speed (25-50 FT Vehicles)	Hour											
	Total	20:00-21:00	21:00-22:00	22:00-23:00	23:00-00:00	00:00-01:00	01:00-02:00	02:00-03:00	03:00-04:00	04:00-05:00	05:00-06:00	06:00-07:00
MPH												
< 10	0.0%	#DIV/0!	#DIV/0!	#DIV/0!	0.0%	0.0%	0.0%	0.0%	0.0%	0.0%	#DIV/0!	#DIV/0!
10-14	0.0%	#DIV/0!	#DIV/0!	#DIV/0!	0.0%	0.0%	0.0%	0.0%	0.0%	0.0%	#DIV/0!	#DIV/0!
15-19	0.0%	#DIV/0!	#DIV/0!	#DIV/0!	0.0%	0.0%	0.0%	0.0%	0.0%	0.0%	#DIV/0!	#DIV/0!
20-24	0.0%	#DIV/0!	#DIV/0!	#DIV/0!	0.0%	0.0%	0.0%	0.0%	0.0%	0.0%	#DIV/0!	#DIV/0!
25-29	0.0%	#DIV/0!	#DIV/0!	#DIV/0!	0.0%	0.0%	0.0%	0.0%	0.0%	0.0%	#DIV/0!	#DIV/0!
30-34	0.0%	#DIV/0!	#DIV/0!	#DIV/0!	0.0%	0.0%	0.0%	0.0%	0.0%	0.0%	#DIV/0!	#DIV/0!
35-39	0.0%	#DIV/0!	#DIV/0!	#DIV/0!	0.0%	0.0%	0.0%	0.0%	0.0%	0.0%	#DIV/0!	#DIV/0!
40-44	1.2%	#DIV/0!	#DIV/0!	#DIV/0!	0.0%	0.0%	0.0%	5.0%	4.3%	0.0%	#DIV/0!	#DIV/0!
45-49	8.6%	#DIV/0!	#DIV/0!	#DIV/0!	9.1%	3.8%	20.0%	5.0%	8.7%	7.5%	#DIV/0!	#DIV/0!
50-54	15.4%	#DIV/0!	#DIV/0!	#DIV/0!	18.2%	15.4%	5.0%	10.0%	17.4%	20.0%	#DIV/0!	#DIV/0!
55-59	22.8%	#DIV/0!	#DIV/0!	#DIV/0!	9.1%	26.9%	25.0%	40.0%	17.4%	25.0%	#DIV/0!	#DIV/0!
60-64	14.2%	#DIV/0!	#DIV/0!	#DIV/0!	21.2%	7.7%	20.0%	15.0%	0.0%	17.5%	#DIV/0!	#DIV/0!
65-69	11.1%	#DIV/0!	#DIV/0!	#DIV/0!	18.2%	15.4%	10.0%	5.0%	4.3%	10.0%	#DIV/0!	#DIV/0!
70-74	14.8%	#DIV/0!	#DIV/0!	#DIV/0!	9.1%	19.2%	10.0%	5.0%	34.8%	12.5%	#DIV/0!	#DIV/0!
>=75	11.7%	#DIV/0!	#DIV/0!	#DIV/0!	15.2%	11.5%	10.0%	15.0%	13.0%	7.5%	#DIV/0!	#DIV/0!
Total # of vehicle	162	0	0	0	33	26	20	20	23	40	0	0
Average speed	62.2	#DIV/0!	#DIV/0!	#DIV/0!	63.4	63.5	60.9	61.5	62.4	61.2	#DIV/0!	#DIV/0!
St. Dev.	9.9	#DIV/0!	#DIV/0!	#DIV/0!	10.3	9.4	9.5	10.5	11.3	9.2	#DIV/0!	#DIV/0!
85th percentile	72.6	#NUM!	#NUM!	#NUM!	74.1	72.1	72.0	72.5	73.4	71.2	#NUM!	#NUM!
Min	42.9	0.0	0.0	0.0	45.1	47.3	46.6	42.9	43.6	45.1	0.0	0.0
Max	86.7	0.0	0.0	0.0	86.7	82.3	77.1	81.5	82.3	83.8	0.0	0.0
Range	43.9	0.0	0.0	0.0	41.6	34.9	30.5	38.7	38.7	38.7	0.0	0.0

Vehicle Speed (50-75 FT Vehicles)	Hour											
	Total	20:00-21:00	21:00-22:00	22:00-23:00	23:00-00:00	00:00-01:00	01:00-02:00	02:00-03:00	03:00-04:00	04:00-05:00	05:00-06:00	06:00-07:00
MPH												
< 10	0.0%	#DIV/0!	#DIV/0!	#DIV/0!	0.0%	0.0%	0.0%	0.0%	0.0%	0.0%	#DIV/0!	#DIV/0!
10-14	0.0%	#DIV/0!	#DIV/0!	#DIV/0!	0.0%	0.0%	0.0%	0.0%	0.0%	0.0%	#DIV/0!	#DIV/0!
15-19	0.0%	#DIV/0!	#DIV/0!	#DIV/0!	0.0%	0.0%	0.0%	0.0%	0.0%	0.0%	#DIV/0!	#DIV/0!
20-24	0.0%	#DIV/0!	#DIV/0!	#DIV/0!	0.0%	0.0%	0.0%	0.0%	0.0%	0.0%	#DIV/0!	#DIV/0!
25-29	0.0%	#DIV/0!	#DIV/0!	#DIV/0!	0.0%	0.0%	0.0%	0.0%	0.0%	0.0%	#DIV/0!	#DIV/0!
30-34	0.0%	#DIV/0!	#DIV/0!	#DIV/0!	0.0%	0.0%	0.0%	0.0%	0.0%	0.0%	#DIV/0!	#DIV/0!
35-39	1.9%	#DIV/0!	#DIV/0!	#DIV/0!	9.1%	0.0%	0.0%	0.0%	0.0%	0.0%	#DIV/0!	#DIV/0!
40-44	7.7%	#DIV/0!	#DIV/0!	#DIV/0!	9.1%	0.0%	14.3%	0.0%	20.0%	8.3%	#DIV/0!	#DIV/0!
45-49	21.2%	#DIV/0!	#DIV/0!	#DIV/0!	36.4%	12.5%	28.6%	22.2%	20.0%	8.3%	#DIV/0!	#DIV/0!
50-54	15.4%	#DIV/0!	#DIV/0!	#DIV/0!	0.0%	25.0%	0.0%	22.2%	40.0%	16.7%	#DIV/0!	#DIV/0!
55-59	15.4%	#DIV/0!	#DIV/0!	#DIV/0!	0.0%	12.5%	28.6%	33.3%	0.0%	16.7%	#DIV/0!	#DIV/0!
60-64	15.4%	#DIV/0!	#DIV/0!	#DIV/0!	9.1%	25.0%	14.3%	11.1%	20.0%	16.7%	#DIV/0!	#DIV/0!
65-69	3.8%	#DIV/0!	#DIV/0!	#DIV/0!	9.1%	0.0%	0.0%	0.0%	0.0%	8.3%	#DIV/0!	#DIV/0!
70-74	9.6%	#DIV/0!	#DIV/0!	#DIV/0!	18.2%	12.5%	0.0%	11.1%	0.0%	8.3%	#DIV/0!	#DIV/0!
>=75	9.6%	#DIV/0!	#DIV/0!	#DIV/0!	9.1%	12.5%	14.3%	0.0%	0.0%	16.7%	#DIV/0!	#DIV/0!
Total # of vehicle	52	0	0	0	11	8	7	9	5	12	0	0
Average speed	57.4	#DIV/0!	#DIV/0!	#DIV/0!	57.2	60.2	56.2	55.8	51.6	60.2	#DIV/0!	#DIV/0!
St. Dev.	11.2	#DIV/0!	#DIV/0!	#DIV/0!	15.0	10.7	11.4	8.0	7.7	11.8	#DIV/0!	#DIV/0!
85th percentile	70.8	#NUM!	#NUM!	#NUM!	71.1	70.7	64.3	61.8	57.0	70.8	#NUM!	#NUM!
Min	36.9	0.0	0.0	0.0	36.9	45.1	43.6	45.9	43.6	41.4	0.0	0.0
Max	84.5	0.0	0.0	0.0	84.5	77.8	76.3	71.9	63.7	83.8	0.0	0.0
Range	47.6	0.0	0.0	0.0	47.6	32.7	32.7	26.0	20.1	42.4	0.0	0.0

Vehicle Speed (+75 FT Vehicles)	Hour											
	Total	20:00-21:00	21:00-22:00	22:00-23:00	23:00-00:00	00:00-01:00	01:00-02:00	02:00-03:00	03:00-04:00	04:00-05:00	05:00-06:00	06:00-07:00
MPH												
< 10	0.0%	#DIV/0!	#DIV/0!	#DIV/0!	0.0%	0.0%	0.0%	0.0%	0.0%	0.0%	#DIV/0!	#DIV/0!
10-14	0.0%	#DIV/0!	#DIV/0!	#DIV/0!	0.0%	0.0%	0.0%	0.0%	0.0%	0.0%	#DIV/0!	#DIV/0!
15-19	0.0%	#DIV/0!	#DIV/0!	#DIV/0!	0.0%	0.0%	0.0%	0.0%	0.0%	0.0%	#DIV/0!	#DIV/0!
20-24	0.0%	#DIV/0!	#DIV/0!	#DIV/0!	0.0%	0.0%	0.0%	0.0%	0.0%	0.0%	#DIV/0!	#DIV/0!
25-29	0.0%	#DIV/0!	#DIV/0!	#DIV/0!	0.0%	0.0%	0.0%	0.0%	0.0%	0.0%	#DIV/0!	#DIV/0!
30-34	0.0%	#DIV/0!	#DIV/0!	#DIV/0!	0.0%	0.0%	0.0%	0.0%	0.0%	0.0%	#DIV/0!	#DIV/0!
35-39	0.0%	#DIV/0!	#DIV/0!	#DIV/0!	0.0%	0.0%	0.0%	0.0%	0.0%	0.0%	#DIV/0!	#DIV/0!
40-44	0.0%	#DIV/0!	#DIV/0!	#DIV/0!	0.0%	0.0%	0.0%	0.0%	0.0%	0.0%	#DIV/0!	#DIV/0!
45-49	4.3%	#DIV/0!	#DIV/0!	#DIV/0!	15.4%	0.0%	0.0%	0.0%	0.0%	0.0%	#DIV/0!	#DIV/0!
50-54	30.4%	#DIV/0!	#DIV/0!	#DIV/0!	23.1%	28.6%	28.6%	75.0%	37.5%	14.3%	#DIV/0!	#DIV/0!
55-59	39.1%	#DIV/0!	#DIV/0!	#DIV/0!	30.8%	57.1%	14.3%	0.0%	50.0%	71.4%	#DIV/0!	#DIV/0!
60-64	15.2%	#DIV/0!	#DIV/0!	#DIV/0!	23.1%	14.3%	14.3%	25.0%	12.5%	0.0%	#DIV/0!	#DIV/0!
65-69	4.3%	#DIV/0!	#DIV/0!	#DIV/0!	0.0%	0.0%	14.3%	0.0%	0.0%	14.3%	#DIV/0!	#DIV/0!
70-74	4.3%	#DIV/0!	#DIV/0!	#DIV/0!	0.0%	0.0%	28.6%	0.0%	0.0%	0.0%	#DIV/0!	#DIV/0!
>=75	2.2%	#DIV/0!	#DIV/0!	#DIV/0!	7.7%	0.0%	0.0%	0.0%	0.0%	0.0%	#DIV/0!	#DIV/0!
Total # of vehicle	46	0	0	0	13	7	7	4	8	7	0	0
Average speed	57.6	#DIV/0!	#DIV/0!	#DIV/0!	57.1	55.8	62.0	56.1	56.9	58.0	#DIV/0!	#DIV/0!
St. Dev.	6.1	#DIV/0!	#DIV/0!	#DIV/0!	7.6	3.7	8.7	3.6	3.9	4.9	#DIV/0!	#DIV/0!
85th percentile	63.1	#NUM!	#NUM!	#NUM!	62.4	58.2	70.6	58.4	59.2	58.2	#NUM!	#NUM!
Min	46.6	0.0	0.0	0.0	46.6	50.3	50.3	54.0	51.1	54.8	0.0	0.0
Max	75.6	0.0	0.0	0.0	75.6	62.2	72.6	61.5	63.7	68.9	0.0	0.0
Range	29.0	0.0	0.0	0.0	29.0	11.9	22.3	7.4	12.6	14.1	0.0	0.0

Day 1 Beginning of taper

		Hour										
Vehicle Speed (all vehicles)	Total	20:00-21:00	21:00-22:00	22:00-23:00	23:00-00:00	00:00-01:00	01:00-02:00	02:00-03:00	03:00-04:00	04:00-05:00	05:00-06:00	06:00-07:00
		MPH										
< 10	0.4%	#DIV/0!	#DIV/0!	#DIV/0!	0.4%	0.6%	0.0%	0.9%	0.0%	0.6%	#DIV/0!	#DIV/0!
10-14	0.0%	#DIV/0!	#DIV/0!	#DIV/0!	0.0%	0.0%	0.0%	0.0%	0.0%	0.0%	#DIV/0!	#DIV/0!
15-19	0.0%	#DIV/0!	#DIV/0!	#DIV/0!	0.0%	0.0%	0.0%	0.0%	0.0%	0.0%	#DIV/0!	#DIV/0!
20-24	0.0%	#DIV/0!	#DIV/0!	#DIV/0!	0.0%	0.0%	0.0%	0.0%	0.0%	0.0%	#DIV/0!	#DIV/0!
25-29	0.0%	#DIV/0!	#DIV/0!	#DIV/0!	0.0%	0.0%	0.0%	0.0%	0.0%	0.0%	#DIV/0!	#DIV/0!
30-34	0.3%	#DIV/0!	#DIV/0!	#DIV/0!	0.4%	0.6%	0.0%	0.9%	0.0%	0.0%	#DIV/0!	#DIV/0!
35-39	3.4%	#DIV/0!	#DIV/0!	#DIV/0!	3.9%	4.0%	2.1%	5.4%	2.5%	2.3%	#DIV/0!	#DIV/0!
40-44	7.3%	#DIV/0!	#DIV/0!	#DIV/0!	5.2%	2.3%	10.6%	9.9%	10.0%	8.8%	#DIV/0!	#DIV/0!
45-49	20.9%	#DIV/0!	#DIV/0!	#DIV/0!	17.8%	18.9%	16.2%	26.1%	28.3%	22.2%	#DIV/0!	#DIV/0!
50-54	27.2%	#DIV/0!	#DIV/0!	#DIV/0!	28.3%	29.7%	29.6%	30.6%	22.5%	22.2%	#DIV/0!	#DIV/0!
55-59	18.7%	#DIV/0!	#DIV/0!	#DIV/0!	16.5%	21.1%	19.0%	19.8%	15.8%	19.9%	#DIV/0!	#DIV/0!
60-64	10.1%	#DIV/0!	#DIV/0!	#DIV/0!	13.9%	8.0%	9.2%	4.5%	11.7%	10.5%	#DIV/0!	#DIV/0!
65-69	6.0%	#DIV/0!	#DIV/0!	#DIV/0!	7.4%	5.7%	9.9%	0.0%	3.3%	7.0%	#DIV/0!	#DIV/0!
70-74	3.2%	#DIV/0!	#DIV/0!	#DIV/0!	3.0%	4.6%	1.4%	1.8%	3.3%	4.1%	#DIV/0!	#DIV/0!
>=75	2.6%	#DIV/0!	#DIV/0!	#DIV/0!	3.0%	4.6%	2.1%	0.0%	2.5%	2.3%	#DIV/0!	#DIV/0!
Total # of vehicles	949	0	0	0	230	175	142	111	120	171	0	0
Average speed	54.1	#DIV/0!	#DIV/0!	#DIV/0!	54.9	54.9	54.7	50.5	53.5	54.4	#DIV/0!	#DIV/0!
St. Dev.	9.4	#DIV/0!	#DIV/0!	#DIV/0!	9.7	10.1	8.6	8.2	8.4	9.8	#DIV/0!	#DIV/0!
85th percentile	62.7	#NUM!	#NUM!	#NUM!	63.6	64.4	62.6	57.4	62.7	62.7	#NUM!	#NUM!
Min	1.2	0.0	0.0	0.0	1.2	1.2	36.9	1.2	38.7	1.2	0.0	0.0
Max	101.0	0.0	0.0	0.0	91.8	91.8	85.9	71.6	78.8	101.0	0.0	0.0
Range	99.7	0.0	0.0	0.0	90.6	90.6	49.0	70.4	40.1	99.7	0.0	0.0

		Hour										
Vehicle Speed (0-25 FT Vehicles)	Total	20:00-21:00	21:00-22:00	22:00-23:00	23:00-00:00	00:00-01:00	01:00-02:00	02:00-03:00	03:00-04:00	04:00-05:00	05:00-06:00	06:00-07:00
		MPH										
< 10	0.6%	#DIV/0!	#DIV/0!	#DIV/0!	0.6%	0.8%	0.0%	1.4%	0.0%	1.0%	#DIV/0!	#DIV/0!
10-14	0.0%	#DIV/0!	#DIV/0!	#DIV/0!	0.0%	0.0%	0.0%	0.0%	0.0%	0.0%	#DIV/0!	#DIV/0!
15-19	0.0%	#DIV/0!	#DIV/0!	#DIV/0!	0.0%	0.0%	0.0%	0.0%	0.0%	0.0%	#DIV/0!	#DIV/0!
20-24	0.0%	#DIV/0!	#DIV/0!	#DIV/0!	0.0%	0.0%	0.0%	0.0%	0.0%	0.0%	#DIV/0!	#DIV/0!
25-29	0.0%	#DIV/0!	#DIV/0!	#DIV/0!	0.0%	0.0%	0.0%	0.0%	0.0%	0.0%	#DIV/0!	#DIV/0!
30-34	0.5%	#DIV/0!	#DIV/0!	#DIV/0!	0.6%	0.8%	0.0%	1.4%	0.0%	0.0%	#DIV/0!	#DIV/0!
35-39	2.1%	#DIV/0!	#DIV/0!	#DIV/0!	2.3%	2.3%	1.0%	4.2%	1.3%	1.9%	#DIV/0!	#DIV/0!
40-44	4.1%	#DIV/0!	#DIV/0!	#DIV/0!	3.4%	2.3%	4.2%	5.6%	6.4%	4.8%	#DIV/0!	#DIV/0!
45-49	16.5%	#DIV/0!	#DIV/0!	#DIV/0!	12.5%	15.4%	13.5%	25.4%	20.5%	18.3%	#DIV/0!	#DIV/0!
50-54	27.3%	#DIV/0!	#DIV/0!	#DIV/0!	27.8%	26.2%	32.3%	35.2%	24.4%	20.2%	#DIV/0!	#DIV/0!
55-59	20.9%	#DIV/0!	#DIV/0!	#DIV/0!	18.2%	24.6%	24.0%	19.7%	17.9%	21.2%	#DIV/0!	#DIV/0!
60-64	12.1%	#DIV/0!	#DIV/0!	#DIV/0!	17.0%	8.5%	8.3%	4.2%	17.9%	12.5%	#DIV/0!	#DIV/0!
65-69	8.1%	#DIV/0!	#DIV/0!	#DIV/0!	9.7%	6.9%	12.5%	0.0%	3.8%	11.5%	#DIV/0!	#DIV/0!
70-74	4.3%	#DIV/0!	#DIV/0!	#DIV/0!	4.0%	6.2%	2.1%	2.8%	5.1%	4.8%	#DIV/0!	#DIV/0!
>=75	3.5%	#DIV/0!	#DIV/0!	#DIV/0!	4.0%	6.2%	2.1%	0.0%	2.6%	3.8%	#DIV/0!	#DIV/0!
Total # of vehicles	655	0	0	0	176	130	96	71	78	104	0	0
Average speed	56.1	#DIV/0!	#DIV/0!	#DIV/0!	56.6	56.3	56.3	50.9	55.6	56.3	#DIV/0!	#DIV/0!
St. Dev.	8.9	#DIV/0!	#DIV/0!	#DIV/0!	10.0	10.8	8.0	9.0	8.3	10.9	#DIV/0!	#DIV/0!
85th percentile	65.4	#NUM!	#NUM!	#NUM!	66.3	66.3	66.5	57.4	63.9	65.9	#NUM!	#NUM!
Min	32.3	0.0	0.0	0.0	1.2	1.2	36.9	1.2	39.6	1.2	0.0	0.0
Max	101.0	0.0	0.0	0.0	91.8	91.8	81.5	71.6	77.9	101.0	0.0	0.0
Range	68.7	0.0	0.0	0.0	90.6	90.6	44.6	70.4	38.3	99.7	0.0	0.0



Vehicle Speed (25-50 FT Vehicles)	Hour											
	Total	20:00-21:00	21:00-22:00	22:00-23:00	23:00-00:00	00:00-01:00	01:00-02:00	02:00-03:00	03:00-04:00	04:00-05:00	05:00-06:00	06:00-07:00
MPH												
< 10	0.0%	#DIV/0!	#DIV/0!	#DIV/0!	0.0%	0.0%	0.0%	0.0%	0.0%	0.0%	#DIV/0!	#DIV/0!
10-14	0.0%	#DIV/0!	#DIV/0!	#DIV/0!	0.0%	0.0%	0.0%	0.0%	0.0%	0.0%	#DIV/0!	#DIV/0!
15-19	0.0%	#DIV/0!	#DIV/0!	#DIV/0!	0.0%	0.0%	0.0%	0.0%	0.0%	0.0%	#DIV/0!	#DIV/0!
20-24	0.0%	#DIV/0!	#DIV/0!	#DIV/0!	0.0%	0.0%	0.0%	0.0%	0.0%	0.0%	#DIV/0!	#DIV/0!
25-29	0.0%	#DIV/0!	#DIV/0!	#DIV/0!	0.0%	0.0%	0.0%	0.0%	0.0%	0.0%	#DIV/0!	#DIV/0!
30-34	0.0%	#DIV/0!	#DIV/0!	#DIV/0!	0.0%	0.0%	0.0%	0.0%	0.0%	0.0%	#DIV/0!	#DIV/0!
35-39	5.8%	#DIV/0!	#DIV/0!	#DIV/0!	11.8%	10.0%	3.6%	7.1%	4.2%	0.0%	#DIV/0!	#DIV/0!
40-44	10.1%	#DIV/0!	#DIV/0!	#DIV/0!	5.9%	0.0%	17.9%	17.9%	8.3%	11.1%	#DIV/0!	#DIV/0!
45-49	27.0%	#DIV/0!	#DIV/0!	#DIV/0!	35.3%	26.7%	14.3%	17.9%	41.7%	26.7%	#DIV/0!	#DIV/0!
50-54	29.1%	#DIV/0!	#DIV/0!	#DIV/0!	29.4%	40.0%	25.0%	25.0%	25.0%	28.9%	#DIV/0!	#DIV/0!
55-59	18.0%	#DIV/0!	#DIV/0!	#DIV/0!	14.7%	10.0%	14.3%	28.6%	12.5%	24.4%	#DIV/0!	#DIV/0!
60-64	6.9%	#DIV/0!	#DIV/0!	#DIV/0!	2.9%	10.0%	17.9%	3.6%	0.0%	6.7%	#DIV/0!	#DIV/0!
65-69	1.6%	#DIV/0!	#DIV/0!	#DIV/0!	0.0%	3.3%	3.6%	0.0%	4.2%	0.0%	#DIV/0!	#DIV/0!
70-74	0.5%	#DIV/0!	#DIV/0!	#DIV/0!	0.0%	0.0%	0.0%	0.0%	0.0%	2.2%	#DIV/0!	#DIV/0!
>=75	1.1%	#DIV/0!	#DIV/0!	#DIV/0!	0.0%	0.0%	3.6%	0.0%	4.2%	0.0%	#DIV/0!	#DIV/0!
Total # of vehicle	189	0	0	0	34	30	28	28	24	45	0	0
Average speed	51.5	#DIV/0!	#DIV/0!	#DIV/0!	49.4	51.6	53.9	50.7	51.5	52.2	#DIV/0!	#DIV/0!
St. Dev.	7.3	#DIV/0!	#DIV/0!	#DIV/0!	6.1	7.1	9.7	6.5	8.4	6.1	#DIV/0!	#DIV/0!
85th percentile	57.4	#NUM!	#NUM!	#NUM!	55.6	58.5	60.9	57.4	55.6	57.7	#NUM!	#NUM!
Min	36.8	0.0	0.0	0.0	36.8	36.9	36.9	38.7	39.6	41.3	0.0	0.0
Max	85.9	0.0	0.0	0.0	60.9	67.2	85.9	61.8	78.8	73.5	0.0	0.0
Range	49.1	0.0	0.0	0.0	24.1	30.3	49.0	23.2	39.2	32.2	0.0	0.0

Vehicle Speed (50-75 FT Vehicles)	Hour											
	Total	20:00-21:00	21:00-22:00	22:00-23:00	23:00-00:00	00:00-01:00	01:00-02:00	02:00-03:00	03:00-04:00	04:00-05:00	05:00-06:00	06:00-07:00
MPH												
< 10	0.0%	#DIV/0!	#DIV/0!	#DIV/0!	0.0%	0.0%	0.0%	0.0%	0.0%	0.0%	#DIV/0!	#DIV/0!
10-14	0.0%	#DIV/0!	#DIV/0!	#DIV/0!	0.0%	0.0%	0.0%	0.0%	0.0%	0.0%	#DIV/0!	#DIV/0!
15-19	0.0%	#DIV/0!	#DIV/0!	#DIV/0!	0.0%	0.0%	0.0%	0.0%	0.0%	0.0%	#DIV/0!	#DIV/0!
20-24	0.0%	#DIV/0!	#DIV/0!	#DIV/0!	0.0%	0.0%	0.0%	0.0%	0.0%	0.0%	#DIV/0!	#DIV/0!
25-29	0.0%	#DIV/0!	#DIV/0!	#DIV/0!	0.0%	0.0%	0.0%	0.0%	0.0%	0.0%	#DIV/0!	#DIV/0!
30-34	0.0%	#DIV/0!	#DIV/0!	#DIV/0!	0.0%	0.0%	0.0%	0.0%	0.0%	0.0%	#DIV/0!	#DIV/0!
35-39	7.4%	#DIV/0!	#DIV/0!	#DIV/0!	6.7%	10.0%	0.0%	12.5%	6.7%	10.5%	#DIV/0!	#DIV/0!
40-44	25.9%	#DIV/0!	#DIV/0!	#DIV/0!	26.7%	10.0%	35.7%	12.5%	33.3%	26.3%	#DIV/0!	#DIV/0!
45-49	34.6%	#DIV/0!	#DIV/0!	#DIV/0!	33.3%	40.0%	28.6%	50.0%	40.0%	26.3%	#DIV/0!	#DIV/0!
50-54	22.2%	#DIV/0!	#DIV/0!	#DIV/0!	26.7%	30.0%	28.6%	12.5%	13.3%	21.1%	#DIV/0!	#DIV/0!
55-59	4.9%	#DIV/0!	#DIV/0!	#DIV/0!	6.7%	10.0%	0.0%	0.0%	6.7%	5.3%	#DIV/0!	#DIV/0!
60-64	2.5%	#DIV/0!	#DIV/0!	#DIV/0!	0.0%	0.0%	0.0%	12.5%	0.0%	5.3%	#DIV/0!	#DIV/0!
65-69	1.2%	#DIV/0!	#DIV/0!	#DIV/0!	0.0%	0.0%	7.1%	0.0%	0.0%	0.0%	#DIV/0!	#DIV/0!
70-74	1.2%	#DIV/0!	#DIV/0!	#DIV/0!	0.0%	0.0%	0.0%	0.0%	0.0%	5.3%	#DIV/0!	#DIV/0!
>=75	0.0%	#DIV/0!	#DIV/0!	#DIV/0!	0.0%	0.0%	0.0%	0.0%	0.0%	0.0%	#DIV/0!	#DIV/0!
Total # of vehicle	81	0	0	0	15	10	14	8	15	19	0	0
Average speed	48.0	#DIV/0!	#DIV/0!	#DIV/0!	48.0	48.2	47.8	48.2	46.4	49.2	#DIV/0!	#DIV/0!
St. Dev.	6.3	#DIV/0!	#DIV/0!	#DIV/0!	5.3	5.8	6.5	8.1	4.8	7.8	#DIV/0!	#DIV/0!
85th percentile	53.8	#NUM!	#NUM!	#NUM!	53.7	52.6	52.1	50.2	50.2	55.0	#NUM!	#NUM!
Min	35.1	0.0	0.0	0.0	35.1	37.8	40.4	36.0	38.7	37.8	0.0	0.0
Max	70.8	0.0	0.0	0.0	55.6	57.4	65.4	64.5	55.6	70.8	0.0	0.0
Range	35.7	0.0	0.0	0.0	20.5	19.6	25.0	28.5	16.9	33.0	0.0	0.0

Vehicle Speed (+75 FT Vehicles)	Hour											
	Total	20:00-21:00	21:00-22:00	22:00-23:00	23:00-00:00	00:00-01:00	01:00-02:00	02:00-03:00	03:00-04:00	04:00-05:00	05:00-06:00	06:00-07:00
MPH												
< 10	0.0%	#DIV/0!	#DIV/0!	#DIV/0!	0.0%	0.0%	0.0%	0.0%	0.0%	0.0%	#DIV/0!	#DIV/0!
10-14	0.0%	#DIV/0!	#DIV/0!	#DIV/0!	0.0%	0.0%	0.0%	0.0%	0.0%	0.0%	#DIV/0!	#DIV/0!
15-19	0.0%	#DIV/0!	#DIV/0!	#DIV/0!	0.0%	0.0%	0.0%	0.0%	0.0%	0.0%	#DIV/0!	#DIV/0!
20-24	0.0%	#DIV/0!	#DIV/0!	#DIV/0!	0.0%	0.0%	0.0%	0.0%	0.0%	0.0%	#DIV/0!	#DIV/0!
25-29	0.0%	#DIV/0!	#DIV/0!	#DIV/0!	0.0%	0.0%	0.0%	0.0%	0.0%	0.0%	#DIV/0!	#DIV/0!
30-34	0.0%	#DIV/0!	#DIV/0!	#DIV/0!	0.0%	0.0%	0.0%	0.0%	0.0%	0.0%	#DIV/0!	#DIV/0!
35-39	4.2%	#DIV/0!	#DIV/0!	#DIV/0!	0.0%	0.0%	25.0%	0.0%	0.0%	0.0%	#DIV/0!	#DIV/0!
40-44	8.3%	#DIV/0!	#DIV/0!	#DIV/0!	0.0%	0.0%	25.0%	25.0%	0.0%	0.0%	#DIV/0!	#DIV/0!
45-49	45.8%	#DIV/0!	#DIV/0!	#DIV/0!	40.0%	20.0%	50.0%	50.0%	66.7%	66.7%	#DIV/0!	#DIV/0!
50-54	25.0%	#DIV/0!	#DIV/0!	#DIV/0!	40.0%	60.0%	0.0%	25.0%	0.0%	0.0%	#DIV/0!	#DIV/0!
55-59	8.3%	#DIV/0!	#DIV/0!	#DIV/0!	0.0%	20.0%	0.0%	0.0%	33.3%	0.0%	#DIV/0!	#DIV/0!
60-64	8.3%	#DIV/0!	#DIV/0!	#DIV/0!	20.0%	0.0%	0.0%	0.0%	0.0%	33.3%	#DIV/0!	#DIV/0!
65-69	0.0%	#DIV/0!	#DIV/0!	#DIV/0!	0.0%	0.0%	0.0%	0.0%	0.0%	0.0%	#DIV/0!	#DIV/0!
70-74	0.0%	#DIV/0!	#DIV/0!	#DIV/0!	0.0%	0.0%	0.0%	0.0%	0.0%	0.0%	#DIV/0!	#DIV/0!
>=75	0.0%	#DIV/0!	#DIV/0!	#DIV/0!	0.0%	0.0%	0.0%	0.0%	0.0%	0.0%	#DIV/0!	#DIV/0!
Total # of vehicle	24	0	0	0	5	5	4	4	3	3	0	0
Average speed	43.5	#DIV/0!	#DIV/0!	#DIV/0!	53.8	52.9	45.1	46.9	50.8	52.6	#DIV/0!	#DIV/0!
St. Dev.	18.3	#DIV/0!	#DIV/0!	#DIV/0!	5.1	3.6	4.7	4.3	5.7	8.7	#DIV/0!	#DIV/0!
85th percentile	54.7	#NUM!	#NUM!	#NUM!	57.6	55.8	48.6	50.3	54.4	58.2	#NUM!	#NUM!
Min	1.2	0.0	0.0	0.0	49.4	48.5	38.7	41.3	47.6	47.6	0.0	0.0
Max	62.7	0.0	0.0	0.0	61.8	57.4	49.4	51.1	57.4	62.7	0.0	0.0
Range	61.5	0.0	0.0	0.0	12.5	8.9	10.7	9.8	9.8	15.2	0.0	0.0

Day 1 End of Taper

Vehicle Speed (all vehicles)	Hour											
	Total	20:00-21:00	21:00-22:00	22:00-23:00	23:00-00:00	00:00-01:00	01:00-02:00	02:00-03:00	03:00-04:00	04:00-05:00	05:00-06:00	06:00-07:00
MPH												
< 10	0.0%	#DIV/0!	#DIV/0!	#DIV/0!	0.0%	0.0%	0.0%	0.0%	0.0%	0.0%	#DIV/0!	#DIV/0!
10-14	0.0%	#DIV/0!	#DIV/0!	#DIV/0!	0.0%	0.0%	0.0%	0.0%	0.0%	0.0%	#DIV/0!	#DIV/0!
15-19	0.0%	#DIV/0!	#DIV/0!	#DIV/0!	0.0%	0.0%	0.0%	0.0%	0.0%	0.0%	#DIV/0!	#DIV/0!
20-24	0.2%	#DIV/0!	#DIV/0!	#DIV/0!	0.0%	0.7%	0.0%	0.0%	0.0%	0.6%	#DIV/0!	#DIV/0!
25-29	1.6%	#DIV/0!	#DIV/0!	#DIV/0!	2.2%	2.1%	2.6%	1.1%	0.0%	0.6%	#DIV/0!	#DIV/0!
30-34	1.7%	#DIV/0!	#DIV/0!	#DIV/0!	0.4%	2.9%	4.3%	0.0%	2.9%	0.6%	#DIV/0!	#DIV/0!
35-39	5.1%	#DIV/0!	#DIV/0!	#DIV/0!	4.9%	5.7%	11.1%	2.2%	3.8%	2.6%	#DIV/0!	#DIV/0!
40-44	11.2%	#DIV/0!	#DIV/0!	#DIV/0!	11.7%	11.4%	14.5%	12.1%	14.4%	5.2%	#DIV/0!	#DIV/0!
45-49	20.9%	#DIV/0!	#DIV/0!	#DIV/0!	19.3%	17.9%	20.5%	27.5%	23.1%	20.8%	#DIV/0!	#DIV/0!
50-54	22.8%	#DIV/0!	#DIV/0!	#DIV/0!	23.8%	23.6%	18.8%	17.6%	25.0%	25.3%	#DIV/0!	#DIV/0!
55-59	13.3%	#DIV/0!	#DIV/0!	#DIV/0!	12.6%	11.4%	11.1%	15.4%	9.6%	18.8%	#DIV/0!	#DIV/0!
60-64	8.2%	#DIV/0!	#DIV/0!	#DIV/0!	8.1%	10.0%	6.0%	8.8%	3.8%	11.0%	#DIV/0!	#DIV/0!
65-69	7.4%	#DIV/0!	#DIV/0!	#DIV/0!	7.6%	7.1%	5.1%	11.0%	6.7%	7.1%	#DIV/0!	#DIV/0!
70-74	2.9%	#DIV/0!	#DIV/0!	#DIV/0!	4.0%	3.6%	0.9%	0.0%	3.8%	3.2%	#DIV/0!	#DIV/0!
>=75	4.8%	#DIV/0!	#DIV/0!	#DIV/0!	5.4%	3.6%	5.1%	4.4%	6.7%	3.9%	#DIV/0!	#DIV/0!
Total # of vehicles	829	0	0	0	223	140	117	91	104	154	0	0
Average speed	53.1	#DIV/0!	#DIV/0!	#DIV/0!	53.5	52.8	50.4	53.7	53.1	54.4	#DIV/0!	#DIV/0!
St. Dev.	10.8	#DIV/0!	#DIV/0!	#DIV/0!	10.8	11.6	11.1	10.2	11.7	9.5	#DIV/0!	#DIV/0!
85th percentile	63.9	#NUM!	#NUM!	#NUM!	65.0	63.9	61.6	64.4	65.8	63.9	#NUM!	#NUM!
Min	21.8	0.0	0.0	0.0	25.2	22.9	27.5	25.2	30.9	21.8	0.0	0.0
Max	90.0	0.0	0.0	0.0	88.9	87.8	79.8	88.9	90.0	80.9	0.0	0.0
Range	68.3	0.0	0.0	0.0	63.7	64.8	52.3	63.7	59.2	59.2	0.0	0.0

Vehicle Speed (0-25 FT Vehicles)	Hour											
	Total	20:00-21:00	21:00-22:00	22:00-23:00	23:00-00:00	00:00-01:00	01:00-02:00	02:00-03:00	03:00-04:00	04:00-05:00	05:00-06:00	06:00-07:00
MPH												
< 10	0.0%	#DIV/0!	#DIV/0!	#DIV/0!	0.0%	0.0%	0.0%	0.0%	0.0%	0.0%	#DIV/0!	#DIV/0!
10-14	0.0%	#DIV/0!	#DIV/0!	#DIV/0!	0.0%	0.0%	0.0%	0.0%	0.0%	0.0%	#DIV/0!	#DIV/0!
15-19	0.0%	#DIV/0!	#DIV/0!	#DIV/0!	0.0%	0.0%	0.0%	0.0%	0.0%	0.0%	#DIV/0!	#DIV/0!
20-24	0.4%	#DIV/0!	#DIV/0!	#DIV/0!	0.0%	1.0%	0.0%	0.0%	0.0%	1.2%	#DIV/0!	#DIV/0!
25-29	2.0%	#DIV/0!	#DIV/0!	#DIV/0!	1.7%	3.0%	3.8%	1.9%	0.0%	1.2%	#DIV/0!	#DIV/0!
30-34	2.0%	#DIV/0!	#DIV/0!	#DIV/0!	0.0%	3.0%	5.1%	0.0%	4.3%	1.2%	#DIV/0!	#DIV/0!
35-39	5.0%	#DIV/0!	#DIV/0!	#DIV/0!	3.5%	5.1%	11.5%	3.8%	4.3%	3.5%	#DIV/0!	#DIV/0!
40-44	8.4%	#DIV/0!	#DIV/0!	#DIV/0!	8.1%	9.1%	10.3%	11.5%	12.9%	1.2%	#DIV/0!	#DIV/0!
45-49	18.8%	#DIV/0!	#DIV/0!	#DIV/0!	19.1%	17.2%	19.2%	19.2%	20.0%	18.6%	#DIV/0!	#DIV/0!
50-54	19.7%	#DIV/0!	#DIV/0!	#DIV/0!	23.7%	19.2%	14.1%	15.4%	21.4%	18.6%	#DIV/0!	#DIV/0!
55-59	14.3%	#DIV/0!	#DIV/0!	#DIV/0!	13.3%	13.1%	15.4%	17.3%	11.4%	17.4%	#DIV/0!	#DIV/0!
60-64	9.9%	#DIV/0!	#DIV/0!	#DIV/0!	8.7%	12.1%	5.1%	11.5%	5.7%	16.3%	#DIV/0!	#DIV/0!
65-69	9.0%	#DIV/0!	#DIV/0!	#DIV/0!	9.8%	8.1%	7.7%	15.4%	4.3%	9.3%	#DIV/0!	#DIV/0!
70-74	4.3%	#DIV/0!	#DIV/0!	#DIV/0!	5.2%	5.1%	1.3%	0.0%	5.7%	5.8%	#DIV/0!	#DIV/0!
>=75	6.3%	#DIV/0!	#DIV/0!	#DIV/0!	6.9%	4.0%	6.4%	3.8%	10.0%	5.8%	#DIV/0!	#DIV/0!
Total # of vehicles	558	0	0	0	173	99	78	52	70	86	0	0
Average speed	54.3	#DIV/0!	#DIV/0!	#DIV/0!	55.3	53.6	51.3	54.7	54.3	55.8	#DIV/0!	#DIV/0!
St. Dev.	11.7	#DIV/0!	#DIV/0!	#DIV/0!	10.9	12.1	12.2	11.1	13.1	10.9	#DIV/0!	#DIV/0!
85th percentile	66.1	#NUM!	#NUM!	#NUM!	66.1	65.7	63.8	65.0	69.6	65.0	#NUM!	#NUM!
Min	21.8	0.0	0.0	0.0	25.2	22.9	27.5	25.2	30.9	21.8	0.0	0.0
Max	90.0	0.0	0.0	0.0	88.9	85.5	79.8	88.9	90.0	80.9	0.0	0.0
Range	68.3	0.0	0.0	0.0	63.7	62.6	52.3	63.7	59.2	59.2	0.0	0.0

Vehicle Speed (25-50 FT Vehicles)	Hour											
	Total	20:00-21:00	21:00-22:00	22:00-23:00	23:00-00:00	00:00-01:00	01:00-02:00	02:00-03:00	03:00-04:00	04:00-05:00	05:00-06:00	06:00-07:00
MPH												
< 10	0.0%	#DIV/0!	#DIV/0!	#DIV/0!	0.0%	0.0%	0.0%	0.0%	0.0%	0.0%	#DIV/0!	#DIV/0!
10-14	0.0%	#DIV/0!	#DIV/0!	#DIV/0!	0.0%	0.0%	0.0%	0.0%	0.0%	0.0%	#DIV/0!	#DIV/0!
15-19	0.0%	#DIV/0!	#DIV/0!	#DIV/0!	0.0%	0.0%	0.0%	0.0%	0.0%	0.0%	#DIV/0!	#DIV/0!
20-24	0.0%	#DIV/0!	#DIV/0!	#DIV/0!	0.0%	0.0%	0.0%	0.0%	0.0%	0.0%	#DIV/0!	#DIV/0!
25-29	1.1%	#DIV/0!	#DIV/0!	#DIV/0!	6.1%	0.0%	0.0%	0.0%	0.0%	0.0%	#DIV/0!	#DIV/0!
30-34	1.1%	#DIV/0!	#DIV/0!	#DIV/0!	3.0%	0.0%	3.8%	0.0%	0.0%	0.0%	#DIV/0!	#DIV/0!
35-39	5.6%	#DIV/0!	#DIV/0!	#DIV/0!	9.1%	11.5%	7.7%	0.0%	4.5%	2.1%	#DIV/0!	#DIV/0!
40-44	14.6%	#DIV/0!	#DIV/0!	#DIV/0!	24.2%	7.7%	19.2%	8.7%	13.6%	12.5%	#DIV/0!	#DIV/0!
45-49	23.0%	#DIV/0!	#DIV/0!	#DIV/0!	21.2%	15.4%	26.9%	34.8%	27.3%	18.8%	#DIV/0!	#DIV/0!
50-54	29.8%	#DIV/0!	#DIV/0!	#DIV/0!	21.2%	34.6%	34.6%	21.7%	31.8%	33.3%	#DIV/0!	#DIV/0!
55-59	11.2%	#DIV/0!	#DIV/0!	#DIV/0!	12.1%	11.5%	0.0%	8.7%	4.5%	20.8%	#DIV/0!	#DIV/0!
60-64	5.1%	#DIV/0!	#DIV/0!	#DIV/0!	3.0%	7.7%	7.7%	8.7%	0.0%	4.2%	#DIV/0!	#DIV/0!
65-69	6.2%	#DIV/0!	#DIV/0!	#DIV/0!	0.0%	7.7%	0.0%	8.7%	18.2%	6.3%	#DIV/0!	#DIV/0!
70-74	0.0%	#DIV/0!	#DIV/0!	#DIV/0!	0.0%	0.0%	0.0%	0.0%	0.0%	0.0%	#DIV/0!	#DIV/0!
>=75	2.2%	#DIV/0!	#DIV/0!	#DIV/0!	0.0%	3.8%	0.0%	8.7%	0.0%	2.1%	#DIV/0!	#DIV/0!
Total # of vehicle	178	0	0	0	33	26	26	23	22	48	0	0
Average speed	51.3	#DIV/0!	#DIV/0!	#DIV/0!	46.9	52.8	48.2	54.7	51.9	53.2	#DIV/0!	#DIV/0!
St. Dev.	9.1	#DIV/0!	#DIV/0!	#DIV/0!	8.0	11.2	6.7	10.3	8.7	7.8	#DIV/0!	#DIV/0!
85th percentile	59.3	#NUM!	#NUM!	#NUM!	54.1	63.9	54.8	65.1	64.0	59.3	#NUM!	#NUM!
Min	29.7	0.0	0.0	0.0	29.7	35.4	33.2	42.3	38.8	37.7	0.0	0.0
Max	87.8	0.0	0.0	0.0	62.7	87.8	61.6	82.1	69.6	78.7	0.0	0.0
Range	58.0	0.0	0.0	0.0	33.0	52.3	28.4	39.8	30.7	41.0	0.0	0.0

Vehicle Speed (50-75 FT Vehicles)	Hour											
	Total	20:00-21:00	21:00-22:00	22:00-23:00	23:00-00:00	00:00-01:00	01:00-02:00	02:00-03:00	03:00-04:00	04:00-05:00	05:00-06:00	06:00-07:00
MPH												
< 10	0.0%	#DIV/0!	#DIV/0!	#DIV/0!	0.0%	0.0%	0.0%	0.0%	0.0%	0.0%	#DIV/0!	#DIV/0!
10-14	0.0%	#DIV/0!	#DIV/0!	#DIV/0!	0.0%	0.0%	0.0%	0.0%	0.0%	0.0%	#DIV/0!	#DIV/0!
15-19	0.0%	#DIV/0!	#DIV/0!	#DIV/0!	0.0%	0.0%	0.0%	0.0%	0.0%	0.0%	#DIV/0!	#DIV/0!
20-24	0.0%	#DIV/0!	#DIV/0!	#DIV/0!	0.0%	0.0%	0.0%	0.0%	0.0%	0.0%	#DIV/0!	#DIV/0!
25-29	0.0%	#DIV/0!	#DIV/0!	#DIV/0!	0.0%	0.0%	0.0%	0.0%	0.0%	0.0%	#DIV/0!	#DIV/0!
30-34	1.2%	#DIV/0!	#DIV/0!	#DIV/0!	0.0%	6.7%	0.0%	0.0%	0.0%	0.0%	#DIV/0!	#DIV/0!
35-39	3.7%	#DIV/0!	#DIV/0!	#DIV/0!	14.3%	0.0%	10.0%	0.0%	0.0%	0.0%	#DIV/0!	#DIV/0!
40-44	23.5%	#DIV/0!	#DIV/0!	#DIV/0!	28.6%	33.3%	40.0%	14.3%	30.0%	5.6%	#DIV/0!	#DIV/0!
45-49	29.6%	#DIV/0!	#DIV/0!	#DIV/0!	21.4%	26.7%	10.0%	50.0%	30.0%	33.3%	#DIV/0!	#DIV/0!
50-54	28.4%	#DIV/0!	#DIV/0!	#DIV/0!	28.6%	33.3%	20.0%	14.3%	40.0%	33.3%	#DIV/0!	#DIV/0!
55-59	11.1%	#DIV/0!	#DIV/0!	#DIV/0!	7.1%	0.0%	10.0%	21.4%	0.0%	22.2%	#DIV/0!	#DIV/0!
60-64	2.5%	#DIV/0!	#DIV/0!	#DIV/0!	0.0%	0.0%	10.0%	0.0%	0.0%	5.6%	#DIV/0!	#DIV/0!
65-69	0.0%	#DIV/0!	#DIV/0!	#DIV/0!	0.0%	0.0%	0.0%	0.0%	0.0%	0.0%	#DIV/0!	#DIV/0!
70-74	0.0%	#DIV/0!	#DIV/0!	#DIV/0!	0.0%	0.0%	0.0%	0.0%	0.0%	0.0%	#DIV/0!	#DIV/0!
>=75	0.0%	#DIV/0!	#DIV/0!	#DIV/0!	0.0%	0.0%	0.0%	0.0%	0.0%	0.0%	#DIV/0!	#DIV/0!
Total # of vehicle	81	0	0	0	14	15	10	14	10	18	0	0
Average speed	48.5	#DIV/0!	#DIV/0!	#DIV/0!	46.2	47.1	48.2	49.5	47.6	51.6	#DIV/0!	#DIV/0!
St. Dev.	5.9	#DIV/0!	#DIV/0!	#DIV/0!	6.1	5.8	8.2	4.7	4.1	5.1	#DIV/0!	#DIV/0!
85th percentile	54.8	#NUM!	#NUM!	#NUM!	52.6	52.5	57.0	55.9	51.4	57.0	#NUM!	#NUM!
Min	34.3	0.0	0.0	0.0	35.4	34.3	37.7	42.3	41.1	41.1	0.0	0.0
Max	62.7	0.0	0.0	0.0	55.9	54.8	62.7	58.2	53.6	60.5	0.0	0.0
Range	28.4	0.0	0.0	0.0	20.5	20.5	25.0	15.9	12.5	19.3	0.0	0.0

Vehicle Speed (+75 FT Vehicles)	Hour											
	Total	20:00-21:00	21:00-22:00	22:00-23:00	23:00-00:00	00:00-01:00	01:00-02:00	02:00-03:00	03:00-04:00	04:00-05:00	05:00-06:00	06:00-07:00
MPH												
< 10	0.0%	#DIV/0!	#DIV/0!	#DIV/0!	0.0%	#DIV/0!	0.0%	0.0%	0.0%	0.0%	#DIV/0!	#DIV/0!
10-14	0.0%	#DIV/0!	#DIV/0!	#DIV/0!	0.0%	#DIV/0!	0.0%	0.0%	0.0%	0.0%	#DIV/0!	#DIV/0!
15-19	0.0%	#DIV/0!	#DIV/0!	#DIV/0!	0.0%	#DIV/0!	0.0%	0.0%	0.0%	0.0%	#DIV/0!	#DIV/0!
20-24	0.0%	#DIV/0!	#DIV/0!	#DIV/0!	0.0%	#DIV/0!	0.0%	0.0%	0.0%	0.0%	#DIV/0!	#DIV/0!
25-29	0.0%	#DIV/0!	#DIV/0!	#DIV/0!	0.0%	#DIV/0!	0.0%	0.0%	0.0%	0.0%	#DIV/0!	#DIV/0!
30-34	0.0%	#DIV/0!	#DIV/0!	#DIV/0!	0.0%	#DIV/0!	0.0%	0.0%	0.0%	0.0%	#DIV/0!	#DIV/0!
35-39	8.3%	#DIV/0!	#DIV/0!	#DIV/0!	0.0%	#DIV/0!	33.3%	0.0%	0.0%	0.0%	#DIV/0!	#DIV/0!
40-44	8.3%	#DIV/0!	#DIV/0!	#DIV/0!	0.0%	#DIV/0!	0.0%	50.0%	0.0%	0.0%	#DIV/0!	#DIV/0!
45-49	25.0%	#DIV/0!	#DIV/0!	#DIV/0!	0.0%	#DIV/0!	33.3%	0.0%	50.0%	50.0%	#DIV/0!	#DIV/0!
50-54	25.0%	#DIV/0!	#DIV/0!	#DIV/0!	33.3%	#DIV/0!	0.0%	50.0%	0.0%	50.0%	#DIV/0!	#DIV/0!
55-59	8.3%	#DIV/0!	#DIV/0!	#DIV/0!	0.0%	#DIV/0!	0.0%	0.0%	50.0%	0.0%	#DIV/0!	#DIV/0!
60-64	16.7%	#DIV/0!	#DIV/0!	#DIV/0!	66.7%	#DIV/0!	0.0%	0.0%	0.0%	0.0%	#DIV/0!	#DIV/0!
65-69	0.0%	#DIV/0!	#DIV/0!	#DIV/0!	0.0%	#DIV/0!	0.0%	0.0%	0.0%	0.0%	#DIV/0!	#DIV/0!
70-74	0.0%	#DIV/0!	#DIV/0!	#DIV/0!	0.0%	#DIV/0!	0.0%	0.0%	0.0%	0.0%	#DIV/0!	#DIV/0!
>=75	8.3%	#DIV/0!	#DIV/0!	#DIV/0!	0.0%	#DIV/0!	33.3%	0.0%	0.0%	0.0%	#DIV/0!	#DIV/0!
Total # of vehicle	12	0	0	0	3	0	3	2	2	2	0	0
Average speed	53.0	#DIV/0!	#DIV/0!	#DIV/0!	58.6	#DIV/0!	53.6	46.2	52.5	50.8	#DIV/0!	#DIV/0!
St. Dev.	9.7	#DIV/0!	#DIV/0!	#DIV/0!	3.3	#DIV/0!	18.9	5.6	8.0	2.4	#DIV/0!	#DIV/0!
85th percentile	60.5	#NUM!	#NUM!	#NUM!	60.5	#NUM!	66.4	49.0	56.5	52.0	#NUM!	#NUM!
Min	40.0	0.0	0.0	0.0	54.8	0.0	40.0	42.3	46.8	49.1	0.0	0.0
Max	75.2	0.0	0.0	0.0	60.5	0.0	75.2	50.2	58.2	52.5	0.0	0.0
Range	35.3	0.0	0.0	0.0	5.7	0.0	35.3	8.0	11.4	3.4	0.0	0.0

Day 1 1<sup>st</sup> WZ

Vehicle Speed (all vehicles)	Hour											
	Total	20:00-21:00	21:00-22:00	22:00-23:00	23:00-00:00	00:00-01:00	01:00-02:00	02:00-03:00	03:00-04:00	04:00-05:00	05:00-06:00	06:00-07:00
MPH												
< 10	0.3%	#DIV/0!	#DIV/0!	#DIV/0!	0.8%	0.0%	0.0%	0.0%	0.0%	0.6%	#DIV/0!	#DIV/0!
10-14	0.6%	#DIV/0!	#DIV/0!	#DIV/0!	0.4%	1.9%	1.4%	0.0%	0.0%	0.0%	#DIV/0!	#DIV/0!
15-19	1.0%	#DIV/0!	#DIV/0!	#DIV/0!	0.8%	2.6%	2.1%	0.0%	0.0%	0.0%	#DIV/0!	#DIV/0!
20-24	2.3%	#DIV/0!	#DIV/0!	#DIV/0!	2.4%	4.5%	5.6%	0.9%	0.0%	0.0%	#DIV/0!	#DIV/0!
25-29	7.6%	#DIV/0!	#DIV/0!	#DIV/0!	8.8%	7.8%	15.5%	8.1%	5.0%	0.6%	#DIV/0!	#DIV/0!
30-34	13.1%	#DIV/0!	#DIV/0!	#DIV/0!	14.7%	14.9%	21.8%	11.7%	6.7%	7.2%	#DIV/0!	#DIV/0!
35-39	20.4%	#DIV/0!	#DIV/0!	#DIV/0!	20.7%	23.4%	19.0%	32.4%	25.2%	7.2%	#DIV/0!	#DIV/0!
40-44	23.6%	#DIV/0!	#DIV/0!	#DIV/0!	25.1%	25.3%	16.9%	23.4%	21.0%	27.5%	#DIV/0!	#DIV/0!
45-49	15.4%	#DIV/0!	#DIV/0!	#DIV/0!	14.7%	11.7%	9.9%	15.3%	16.8%	23.4%	#DIV/0!	#DIV/0!
50-54	8.4%	#DIV/0!	#DIV/0!	#DIV/0!	6.0%	5.2%	3.5%	6.3%	13.4%	16.8%	#DIV/0!	#DIV/0!
55-59	3.3%	#DIV/0!	#DIV/0!	#DIV/0!	2.8%	2.6%	0.7%	0.9%	5.0%	7.2%	#DIV/0!	#DIV/0!
60-64	2.3%	#DIV/0!	#DIV/0!	#DIV/0!	1.6%	0.0%	2.1%	0.9%	5.9%	4.2%	#DIV/0!	#DIV/0!
65-69	0.7%	#DIV/0!	#DIV/0!	#DIV/0!	0.4%	0.0%	0.7%	0.0%	0.8%	2.4%	#DIV/0!	#DIV/0!
70-74	0.4%	#DIV/0!	#DIV/0!	#DIV/0!	0.4%	0.0%	0.7%	0.0%	0.0%	1.2%	#DIV/0!	#DIV/0!
>=75	0.4%	#DIV/0!	#DIV/0!	#DIV/0!	0.4%	0.0%	0.0%	0.0%	0.0%	1.8%	#DIV/0!	#DIV/0!
Total # of vehicles	944	0	0	0	251	154	142	111	119	167	0	0
Average speed	41.0	#DIV/0!	#DIV/0!	#DIV/0!	40.0	38.0	36.9	40.0	44.2	47.1	#DIV/0!	#DIV/0!
St. Dev.	9.8	#DIV/0!	#DIV/0!	#DIV/0!	9.4	8.9	10.3	7.0	8.6	9.4	#DIV/0!	#DIV/0!
85th percentile	50.1	#NUM!	#NUM!	#NUM!	47.5	46.2	46.2	47.5	52.7	55.3	#NUM!	#NUM!
Min	4.5	0.0	0.0	0.0	8.4	13.7	12.4	24.1	25.4	4.5	0.0	0.0
Max	76.1	0.0	0.0	0.0	74.8	56.6	72.2	60.5	65.7	76.1	0.0	0.0
Range	71.5	0.0	0.0	0.0	66.3	42.9	59.8	36.4	40.3	71.5	0.0	0.0

Vehicle Speed (0-25 FT Vehicles)	Hour											
	Total	20:00-21:00	21:00-22:00	22:00-23:00	23:00-00:00	00:00-01:00	01:00-02:00	02:00-03:00	03:00-04:00	04:00-05:00	05:00-06:00	06:00-07:00
MPH												
< 10	0.3%	#DIV/0!	#DIV/0!	#DIV/0!	0.5%	0.0%	0.0%	0.0%	0.0%	0.9%	#DIV/0!	#DIV/0!
10-14	0.4%	#DIV/0!	#DIV/0!	#DIV/0!	0.5%	0.0%	1.8%	0.0%	0.0%	0.0%	#DIV/0!	#DIV/0!
15-19	0.7%	#DIV/0!	#DIV/0!	#DIV/0!	0.5%	0.8%	2.7%	0.0%	0.0%	0.0%	#DIV/0!	#DIV/0!
20-24	1.4%	#DIV/0!	#DIV/0!	#DIV/0!	1.4%	2.5%	2.7%	1.4%	0.0%	0.0%	#DIV/0!	#DIV/0!
25-29	6.3%	#DIV/0!	#DIV/0!	#DIV/0!	8.6%	6.6%	10.9%	4.1%	3.5%	0.9%	#DIV/0!	#DIV/0!
30-34	11.4%	#DIV/0!	#DIV/0!	#DIV/0!	12.0%	14.9%	20.9%	8.2%	5.8%	3.6%	#DIV/0!	#DIV/0!
35-39	19.3%	#DIV/0!	#DIV/0!	#DIV/0!	19.1%	25.6%	18.2%	28.8%	20.9%	6.3%	#DIV/0!	#DIV/0!
40-44	25.2%	#DIV/0!	#DIV/0!	#DIV/0!	27.3%	28.9%	20.0%	26.0%	17.4%	27.7%	#DIV/0!	#DIV/0!
45-49	17.9%	#DIV/0!	#DIV/0!	#DIV/0!	16.7%	13.2%	12.7%	20.5%	23.3%	24.1%	#DIV/0!	#DIV/0!
50-54	8.9%	#DIV/0!	#DIV/0!	#DIV/0!	7.2%	4.1%	4.5%	9.6%	15.1%	16.1%	#DIV/0!	#DIV/0!
55-59	3.5%	#DIV/0!	#DIV/0!	#DIV/0!	2.9%	3.3%	0.9%	1.4%	4.7%	8.0%	#DIV/0!	#DIV/0!
60-64	2.8%	#DIV/0!	#DIV/0!	#DIV/0!	1.9%	0.0%	2.7%	0.0%	8.1%	5.4%	#DIV/0!	#DIV/0!
65-69	0.8%	#DIV/0!	#DIV/0!	#DIV/0!	0.5%	0.0%	0.9%	0.0%	1.2%	2.7%	#DIV/0!	#DIV/0!
70-74	0.6%	#DIV/0!	#DIV/0!	#DIV/0!	0.5%	0.0%	0.9%	0.0%	0.0%	1.8%	#DIV/0!	#DIV/0!
>=75	0.6%	#DIV/0!	#DIV/0!	#DIV/0!	0.5%	0.0%	0.0%	0.0%	0.0%	2.7%	#DIV/0!	#DIV/0!
Total # of vehicles	711	0	0	0	209	121	110	73	86	112	0	0
Average speed	42.2	#DIV/0!	#DIV/0!	#DIV/0!	41.1	39.5	38.6	41.7	45.7	48.3	#DIV/0!	#DIV/0!
St. Dev.	9.6	#DIV/0!	#DIV/0!	#DIV/0!	9.2	7.5	10.7	6.7	8.6	9.9	#DIV/0!	#DIV/0!
85th percentile	50.1	#NUM!	#NUM!	#NUM!	48.8	46.2	47.5	47.7	54.0	56.6	#NUM!	#NUM!
Min	4.5	0.0	0.0	0.0	9.7	16.3	12.4	24.1	25.4	4.5	0.0	0.0
Max	76.1	0.0	0.0	0.0	74.8	56.6	72.2	57.9	65.7	76.1	0.0	0.0
Range	71.5	0.0	0.0	0.0	65.0	40.3	59.8	33.8	40.3	71.5	0.0	0.0

Vehicle Speed (25-50 FT Vehicles)	Hour											
	Total	20:00-21:00	21:00-22:00	22:00-23:00	23:00-00:00	00:00-01:00	01:00-02:00	02:00-03:00	03:00-04:00	04:00-05:00	05:00-06:00	06:00-07:00
MPH												
< 10	0.8%	#DIV/0!	#DIV/0!	#DIV/0!	4.3%	0.0%	0.0%	0.0%	0.0%	0.0%	#DIV/0!	#DIV/0!
10-14	1.6%	#DIV/0!	#DIV/0!	#DIV/0!	0.0%	12.5%	0.0%	0.0%	0.0%	0.0%	#DIV/0!	#DIV/0!
15-19	2.3%	#DIV/0!	#DIV/0!	#DIV/0!	4.3%	12.5%	0.0%	0.0%	0.0%	0.0%	#DIV/0!	#DIV/0!
20-24	3.9%	#DIV/0!	#DIV/0!	#DIV/0!	4.3%	6.3%	16.7%	0.0%	0.0%	0.0%	#DIV/0!	#DIV/0!
25-29	4.7%	#DIV/0!	#DIV/0!	#DIV/0!	0.0%	6.3%	22.2%	0.0%	5.6%	0.0%	#DIV/0!	#DIV/0!
30-34	16.3%	#DIV/0!	#DIV/0!	#DIV/0!	30.4%	0.0%	16.7%	11.8%	11.1%	18.9%	#DIV/0!	#DIV/0!
35-39	27.9%	#DIV/0!	#DIV/0!	#DIV/0!	26.1%	25.0%	33.3%	52.9%	38.9%	10.8%	#DIV/0!	#DIV/0!
40-44	19.4%	#DIV/0!	#DIV/0!	#DIV/0!	17.4%	18.8%	11.1%	17.6%	27.8%	21.6%	#DIV/0!	#DIV/0!
45-49	12.4%	#DIV/0!	#DIV/0!	#DIV/0!	8.7%	12.5%	0.0%	11.8%	0.0%	27.0%	#DIV/0!	#DIV/0!
50-54	7.0%	#DIV/0!	#DIV/0!	#DIV/0!	0.0%	6.3%	0.0%	0.0%	11.1%	16.2%	#DIV/0!	#DIV/0!
55-59	1.6%	#DIV/0!	#DIV/0!	#DIV/0!	4.3%	0.0%	0.0%	0.0%	5.6%	0.0%	#DIV/0!	#DIV/0!
60-64	1.6%	#DIV/0!	#DIV/0!	#DIV/0!	0.0%	0.0%	0.0%	5.9%	0.0%	2.7%	#DIV/0!	#DIV/0!
65-69	0.8%	#DIV/0!	#DIV/0!	#DIV/0!	0.0%	0.0%	0.0%	0.0%	0.0%	2.7%	#DIV/0!	#DIV/0!
70-74	0.0%	#DIV/0!	#DIV/0!	#DIV/0!	0.0%	0.0%	0.0%	0.0%	0.0%	0.0%	#DIV/0!	#DIV/0!
>=75	0.0%	#DIV/0!	#DIV/0!	#DIV/0!	0.0%	0.0%	0.0%	0.0%	0.0%	0.0%	#DIV/0!	#DIV/0!
Total # of vehicle	129	0	0	0	23	16	18	17	18	37	0	0
Average speed	38.6	#DIV/0!	#DIV/0!	#DIV/0!	35.6	33.9	32.3	40.2	40.5	44.0	#DIV/0!	#DIV/0!
St. Dev.	9.6	#DIV/0!	#DIV/0!	#DIV/0!	10.3	12.8	7.2	6.4	7.2	7.9	#DIV/0!	#DIV/0!
85th percentile	47.5	#NUM!	#NUM!	#NUM!	43.2	45.8	38.9	44.6	47.2	50.1	#NUM!	#NUM!
Min	8.4	0.0	0.0	0.0	8.4	13.7	21.5	33.2	29.3	30.6	0.0	0.0
Max	65.7	0.0	0.0	0.0	57.9	52.7	43.6	60.5	56.6	65.7	0.0	0.0
Range	57.2	0.0	0.0	0.0	49.4	39.0	22.1	27.3	27.3	35.1	0.0	0.0

Vehicle Speed (50-75 FT Vehicles)	Hour											
	Total	20:00-21:00	21:00-22:00	22:00-23:00	23:00-00:00	00:00-01:00	01:00-02:00	02:00-03:00	03:00-04:00	04:00-05:00	05:00-06:00	06:00-07:00
MPH												
< 10	0.0%	#DIV/0!	#DIV/0!	#DIV/0!	0.0%	0.0%	0.0%	0.0%	0.0%	0.0%	#DIV/0!	#DIV/0!
10-14	1.1%	#DIV/0!	#DIV/0!	#DIV/0!	0.0%	6.7%	0.0%	0.0%	0.0%	0.0%	#DIV/0!	#DIV/0!
15-19	1.1%	#DIV/0!	#DIV/0!	#DIV/0!	0.0%	6.7%	0.0%	0.0%	0.0%	0.0%	#DIV/0!	#DIV/0!
20-24	7.8%	#DIV/0!	#DIV/0!	#DIV/0!	12.5%	20.0%	15.4%	0.0%	0.0%	0.0%	#DIV/0!	#DIV/0!
25-29	22.2%	#DIV/0!	#DIV/0!	#DIV/0!	25.0%	20.0%	46.2%	29.4%	15.4%	0.0%	#DIV/0!	#DIV/0!
30-34	23.3%	#DIV/0!	#DIV/0!	#DIV/0!	25.0%	33.3%	38.5%	29.4%	7.7%	6.3%	#DIV/0!	#DIV/0!
35-39	21.1%	#DIV/0!	#DIV/0!	#DIV/0!	37.5%	6.7%	0.0%	35.3%	38.5%	6.3%	#DIV/0!	#DIV/0!
40-44	13.3%	#DIV/0!	#DIV/0!	#DIV/0!	0.0%	0.0%	0.0%	5.9%	30.8%	43.8%	#DIV/0!	#DIV/0!
45-49	1.1%	#DIV/0!	#DIV/0!	#DIV/0!	0.0%	0.0%	0.0%	0.0%	0.0%	6.3%	#DIV/0!	#DIV/0!
50-54	6.7%	#DIV/0!	#DIV/0!	#DIV/0!	0.0%	6.7%	0.0%	0.0%	7.7%	25.0%	#DIV/0!	#DIV/0!
55-59	2.2%	#DIV/0!	#DIV/0!	#DIV/0!	0.0%	0.0%	0.0%	0.0%	0.0%	12.5%	#DIV/0!	#DIV/0!
60-64	0.0%	#DIV/0!	#DIV/0!	#DIV/0!	0.0%	0.0%	0.0%	0.0%	0.0%	0.0%	#DIV/0!	#DIV/0!
65-69	0.0%	#DIV/0!	#DIV/0!	#DIV/0!	0.0%	0.0%	0.0%	0.0%	0.0%	0.0%	#DIV/0!	#DIV/0!
70-74	0.0%	#DIV/0!	#DIV/0!	#DIV/0!	0.0%	0.0%	0.0%	0.0%	0.0%	0.0%	#DIV/0!	#DIV/0!
>=75	0.0%	#DIV/0!	#DIV/0!	#DIV/0!	0.0%	0.0%	0.0%	0.0%	0.0%	0.0%	#DIV/0!	#DIV/0!
Total # of vehicle	90	0	0	0	16	15	13	17	13	16	0	0
Average speed	34.7	#DIV/0!	#DIV/0!	#DIV/0!	31.9	29.3	29.0	33.1	38.6	46.0	#DIV/0!	#DIV/0!
St. Dev.	8.7	#DIV/0!	#DIV/0!	#DIV/0!	5.2	9.0	3.4	4.8	7.2	7.2	#DIV/0!	#DIV/0!
85th percentile	43.1	#NUM!	#NUM!	#NUM!	37.1	34.3	31.9	38.4	43.8	52.3	#NUM!	#NUM!
Min	15.0	0.0	0.0	0.0	22.8	15.0	21.5	25.4	25.4	30.6	0.0	0.0
Max	59.2	0.0	0.0	0.0	39.7	54.0	34.5	41.0	52.7	59.2	0.0	0.0
Range	44.2	0.0	0.0	0.0	16.9	39.0	13.0	15.6	27.3	28.6	0.0	0.0

Vehicle Speed (+75 FT Vehicles)	Hour											
	Total	20:00-21:00	21:00-22:00	22:00-23:00	23:00-00:00	00:00-01:00	01:00-02:00	02:00-03:00	03:00-04:00	04:00-05:00	05:00-06:00	06:00-07:00
MPH												
< 10	0.0%	#DIV/0!	#DIV/0!	#DIV/0!	0.0%	0.0%	0.0%	0.0%	0.0%	0.0%	#DIV/0!	#DIV/0!
10-14	0.0%	#DIV/0!	#DIV/0!	#DIV/0!	0.0%	0.0%	0.0%	0.0%	0.0%	0.0%	#DIV/0!	#DIV/0!
15-19	0.0%	#DIV/0!	#DIV/0!	#DIV/0!	0.0%	0.0%	0.0%	0.0%	0.0%	0.0%	#DIV/0!	#DIV/0!
20-24	0.0%	#DIV/0!	#DIV/0!	#DIV/0!	0.0%	0.0%	0.0%	0.0%	0.0%	0.0%	#DIV/0!	#DIV/0!
25-29	7.1%	#DIV/0!	#DIV/0!	#DIV/0!	0.0%	0.0%	0.0%	25.0%	0.0%	0.0%	#DIV/0!	#DIV/0!
30-34	7.1%	#DIV/0!	#DIV/0!	#DIV/0!	33.3%	0.0%	0.0%	0.0%	0.0%	0.0%	#DIV/0!	#DIV/0!
35-39	7.1%	#DIV/0!	#DIV/0!	#DIV/0!	0.0%	0.0%	100.0%	0.0%	0.0%	0.0%	#DIV/0!	#DIV/0!
40-44	50.0%	#DIV/0!	#DIV/0!	#DIV/0!	66.7%	50.0%	0.0%	75.0%	50.0%	0.0%	#DIV/0!	#DIV/0!
45-49	7.1%	#DIV/0!	#DIV/0!	#DIV/0!	0.0%	0.0%	0.0%	0.0%	0.0%	50.0%	#DIV/0!	#DIV/0!
50-54	7.1%	#DIV/0!	#DIV/0!	#DIV/0!	0.0%	50.0%	0.0%	0.0%	0.0%	0.0%	#DIV/0!	#DIV/0!
55-59	14.3%	#DIV/0!	#DIV/0!	#DIV/0!	0.0%	0.0%	0.0%	0.0%	50.0%	50.0%	#DIV/0!	#DIV/0!
60-64	0.0%	#DIV/0!	#DIV/0!	#DIV/0!	0.0%	0.0%	0.0%	0.0%	0.0%	0.0%	#DIV/0!	#DIV/0!
65-69	0.0%	#DIV/0!	#DIV/0!	#DIV/0!	0.0%	0.0%	0.0%	0.0%	0.0%	0.0%	#DIV/0!	#DIV/0!
70-74	0.0%	#DIV/0!	#DIV/0!	#DIV/0!	0.0%	0.0%	0.0%	0.0%	0.0%	0.0%	#DIV/0!	#DIV/0!
>=75	0.0%	#DIV/0!	#DIV/0!	#DIV/0!	0.0%	0.0%	0.0%	0.0%	0.0%	0.0%	#DIV/0!	#DIV/0!
Total # of vehicle	14	0	0	0	3	2	1	4	2	2	0	0
Average speed	43.7	#DIV/0!	#DIV/0!	#DIV/0!	40.5	48.1	35.8	38.7	49.4	52.7	#DIV/0!	#DIV/0!
St. Dev.	8.1	#DIV/0!	#DIV/0!	#DIV/0!	6.4	6.4	#DIV/0!	6.3	8.3	9.2	#DIV/0!	#DIV/0!
85th percentile	52.8	#NUM!	#NUM!	#NUM!	44.5	51.3	35.8	42.3	53.5	57.2	#NUM!	#NUM!
Min	29.3	0.0	0.0	0.0	33.2	43.6	35.8	29.3	43.6	46.2	0.0	0.0
Max	59.2	0.0	0.0	0.0	44.9	52.7	35.8	42.3	55.3	59.2	0.0	0.0
Range	29.9	0.0	0.0	0.0	11.7	9.1	0.0	13.0	11.7	13.0	0.0	0.0



Day 1 2<sup>nd</sup> WZ

Vehicle Speed (all vehicles)	Hour											
	Total	20:00-21:00	21:00-22:00	22:00-23:00	23:00-00:00	00:00-01:00	01:00-02:00	02:00-03:00	03:00-04:00	04:00-05:00	05:00-06:00	06:00-07:00
MPH												
< 10	0.1%	#DIV/0!	#DIV/0!	#DIV/0!	0.0%	0.0%	0.8%	0.0%	0.0%	0.0%	#DIV/0!	#DIV/0!
10-14	0.8%	#DIV/0!	#DIV/0!	#DIV/0!	0.0%	0.0%	0.8%	2.9%	0.0%	1.3%	#DIV/0!	#DIV/0!
15-19	3.0%	#DIV/0!	#DIV/0!	#DIV/0!	3.6%	2.9%	4.1%	1.0%	2.0%	3.8%	#DIV/0!	#DIV/0!
20-24	7.3%	#DIV/0!	#DIV/0!	#DIV/0!	8.0%	5.0%	6.5%	8.7%	7.1%	8.3%	#DIV/0!	#DIV/0!
25-29	10.7%	#DIV/0!	#DIV/0!	#DIV/0!	11.7%	7.9%	11.4%	18.4%	10.1%	7.0%	#DIV/0!	#DIV/0!
30-34	14.5%	#DIV/0!	#DIV/0!	#DIV/0!	5.8%	11.5%	17.9%	22.3%	14.1%	17.2%	#DIV/0!	#DIV/0!
35-39	21.6%	#DIV/0!	#DIV/0!	#DIV/0!	11.7%	25.2%	23.6%	19.4%	26.3%	24.2%	#DIV/0!	#DIV/0!
40-44	17.9%	#DIV/0!	#DIV/0!	#DIV/0!	15.3%	19.4%	17.9%	11.7%	13.1%	26.1%	#DIV/0!	#DIV/0!
45-49	12.5%	#DIV/0!	#DIV/0!	#DIV/0!	20.4%	12.9%	10.6%	4.9%	17.2%	8.9%	#DIV/0!	#DIV/0!
50-54	5.3%	#DIV/0!	#DIV/0!	#DIV/0!	8.8%	7.2%	4.1%	4.9%	5.1%	1.9%	#DIV/0!	#DIV/0!
55-59	2.8%	#DIV/0!	#DIV/0!	#DIV/0!	5.1%	4.3%	0.8%	2.9%	3.0%	0.6%	#DIV/0!	#DIV/0!
60-64	2.1%	#DIV/0!	#DIV/0!	#DIV/0!	6.6%	2.2%	0.8%	0.0%	2.0%	0.6%	#DIV/0!	#DIV/0!
65-69	0.8%	#DIV/0!	#DIV/0!	#DIV/0!	2.2%	0.0%	0.8%	1.9%	0.0%	0.0%	#DIV/0!	#DIV/0!
70-74	0.3%	#DIV/0!	#DIV/0!	#DIV/0!	0.7%	0.0%	0.0%	1.0%	0.0%	0.0%	#DIV/0!	#DIV/0!
>=75	0.3%	#DIV/0!	#DIV/0!	#DIV/0!	0.0%	1.4%	0.0%	0.0%	0.0%	0.0%	#DIV/0!	#DIV/0!
Total # of vehicles	758	0	0	0	137	139	123	103	99	157	0	0
Average speed	38.2	#DIV/0!	#DIV/0!	#DIV/0!	41.9	40.2	36.3	35.5	38.6	36.3	#DIV/0!	#DIV/0!
St. Dev.	10.7	#DIV/0!	#DIV/0!	#DIV/0!	12.6	10.7	9.7	10.9	9.7	8.8	#DIV/0!	#DIV/0!
85th percentile	48.9	#NUM!	#NUM!	#NUM!	53.7	50.2	45.7	45.4	48.9	43.6	#NUM!	#NUM!
Min	9.9	0.0	0.0	0.0	18.3	16.2	9.9	11.0	15.2	12.0	0.0	0.0
Max	76.3	0.0	0.0	0.0	73.1	76.3	67.8	73.1	63.6	61.5	0.0	0.0
Range	66.4	0.0	0.0	0.0	54.8	60.0	57.9	62.1	48.5	49.5	0.0	0.0

Vehicle Speed (0-25 FT Vehicles)	Hour											
	Total	20:00-21:00	21:00-22:00	22:00-23:00	23:00-00:00	00:00-01:00	01:00-02:00	02:00-03:00	03:00-04:00	04:00-05:00	05:00-06:00	06:00-07:00
MPH												
< 10	0.2%	#DIV/0!	#DIV/0!	#DIV/0!	0.0%	0.0%	1.0%	0.0%	0.0%	0.0%	#DIV/0!	#DIV/0!
10-14	0.8%	#DIV/0!	#DIV/0!	#DIV/0!	0.0%	0.0%	1.0%	2.6%	0.0%	1.7%	#DIV/0!	#DIV/0!
15-19	3.2%	#DIV/0!	#DIV/0!	#DIV/0!	4.6%	3.5%	4.0%	0.0%	1.3%	4.2%	#DIV/0!	#DIV/0!
20-24	7.4%	#DIV/0!	#DIV/0!	#DIV/0!	6.5%	4.4%	6.1%	9.0%	8.0%	11.0%	#DIV/0!	#DIV/0!
25-29	10.6%	#DIV/0!	#DIV/0!	#DIV/0!	13.9%	7.9%	9.1%	20.5%	10.7%	5.1%	#DIV/0!	#DIV/0!
30-34	13.3%	#DIV/0!	#DIV/0!	#DIV/0!	4.6%	9.6%	18.2%	21.8%	12.0%	16.1%	#DIV/0!	#DIV/0!
35-39	20.3%	#DIV/0!	#DIV/0!	#DIV/0!	13.0%	20.2%	24.2%	16.7%	22.7%	24.6%	#DIV/0!	#DIV/0!
40-44	18.2%	#DIV/0!	#DIV/0!	#DIV/0!	14.8%	21.9%	17.2%	15.4%	12.0%	24.6%	#DIV/0!	#DIV/0!
45-49	13.5%	#DIV/0!	#DIV/0!	#DIV/0!	19.4%	14.0%	12.1%	5.1%	21.3%	9.3%	#DIV/0!	#DIV/0!
50-54	5.6%	#DIV/0!	#DIV/0!	#DIV/0!	8.3%	8.8%	5.1%	2.6%	6.7%	1.7%	#DIV/0!	#DIV/0!
55-59	2.9%	#DIV/0!	#DIV/0!	#DIV/0!	4.6%	5.3%	1.0%	2.6%	2.7%	0.8%	#DIV/0!	#DIV/0!
60-64	2.2%	#DIV/0!	#DIV/0!	#DIV/0!	6.5%	2.6%	0.0%	0.0%	2.7%	0.8%	#DIV/0!	#DIV/0!
65-69	1.0%	#DIV/0!	#DIV/0!	#DIV/0!	2.8%	0.0%	1.0%	2.6%	0.0%	0.0%	#DIV/0!	#DIV/0!
70-74	0.3%	#DIV/0!	#DIV/0!	#DIV/0!	0.9%	0.0%	0.0%	1.3%	0.0%	0.0%	#DIV/0!	#DIV/0!
>=75	0.3%	#DIV/0!	#DIV/0!	#DIV/0!	0.0%	1.8%	0.0%	0.0%	0.0%	0.0%	#DIV/0!	#DIV/0!
Total # of vehicles	592	0	0	0	108	114	99	78	75	118	0	0
Average speed	38.6	#DIV/0!	#DIV/0!	#DIV/0!	41.8	41.3	36.8	35.7	39.4	36.0	#DIV/0!	#DIV/0!
St. Dev.	11.0	#DIV/0!	#DIV/0!	#DIV/0!	12.8	11.2	9.7	11.0	10.1	9.2	#DIV/0!	#DIV/0!
85th percentile	48.9	#NUM!	#NUM!	#NUM!	54.1	52.0	45.7	44.1	48.9	43.0	#NUM!	#NUM!
Min	9.9	0.0	0.0	0.0	18.3	16.2	9.9	11.0	15.2	12.0	0.0	0.0
Max	76.3	0.0	0.0	0.0	73.1	76.3	67.8	73.1	63.6	61.5	0.0	0.0
Range	66.4	0.0	0.0	0.0	54.8	60.0	57.9	62.1	48.5	49.5	0.0	0.0

Vehicle Speed (25-50 FT Vehicles)	Hour											
	Total	20:00-21:00	21:00-22:00	22:00-23:00	23:00-00:00	00:00-01:00	01:00-02:00	02:00-03:00	03:00-04:00	04:00-05:00	05:00-06:00	06:00-07:00
MPH												
< 10	0.0%	#DIV/0!	#DIV/0!	#DIV/0!	0.0%	0.0%	0.0%	0.0%	0.0%	0.0%	#DIV/0!	#DIV/0!
10-14	1.0%	#DIV/0!	#DIV/0!	#DIV/0!	0.0%	0.0%	0.0%	6.7%	0.0%	0.0%	#DIV/0!	#DIV/0!
15-19	3.8%	#DIV/0!	#DIV/0!	#DIV/0!	0.0%	0.0%	6.7%	6.7%	5.9%	4.0%	#DIV/0!	#DIV/0!
20-24	7.6%	#DIV/0!	#DIV/0!	#DIV/0!	18.8%	11.8%	6.7%	6.7%	5.9%	0.0%	#DIV/0!	#DIV/0!
25-29	5.7%	#DIV/0!	#DIV/0!	#DIV/0!	0.0%	5.9%	6.7%	20.0%	0.0%	4.0%	#DIV/0!	#DIV/0!
30-34	18.1%	#DIV/0!	#DIV/0!	#DIV/0!	0.0%	29.4%	20.0%	26.7%	17.6%	16.0%	#DIV/0!	#DIV/0!
35-39	28.6%	#DIV/0!	#DIV/0!	#DIV/0!	12.5%	35.3%	26.7%	26.7%	41.2%	28.0%	#DIV/0!	#DIV/0!
40-44	20.0%	#DIV/0!	#DIV/0!	#DIV/0!	25.0%	5.9%	20.0%	0.0%	23.5%	36.0%	#DIV/0!	#DIV/0!
45-49	9.5%	#DIV/0!	#DIV/0!	#DIV/0!	25.0%	11.8%	6.7%	0.0%	5.9%	8.0%	#DIV/0!	#DIV/0!
50-54	2.9%	#DIV/0!	#DIV/0!	#DIV/0!	12.5%	0.0%	0.0%	0.0%	0.0%	4.0%	#DIV/0!	#DIV/0!
55-59	1.0%	#DIV/0!	#DIV/0!	#DIV/0!	0.0%	0.0%	0.0%	6.7%	0.0%	0.0%	#DIV/0!	#DIV/0!
60-64	1.9%	#DIV/0!	#DIV/0!	#DIV/0!	6.3%	0.0%	6.7%	0.0%	0.0%	0.0%	#DIV/0!	#DIV/0!
65-69	0.0%	#DIV/0!	#DIV/0!	#DIV/0!	0.0%	0.0%	0.0%	0.0%	0.0%	0.0%	#DIV/0!	#DIV/0!
70-74	0.0%	#DIV/0!	#DIV/0!	#DIV/0!	0.0%	0.0%	0.0%	0.0%	0.0%	0.0%	#DIV/0!	#DIV/0!
>=75	0.0%	#DIV/0!	#DIV/0!	#DIV/0!	0.0%	0.0%	0.0%	0.0%	0.0%	0.0%	#DIV/0!	#DIV/0!
Total # of vehicle	105	0	0	0	16	17	15	15	17	25	0	0
Average speed	36.7	#DIV/0!	#DIV/0!	#DIV/0!	42.0	34.5	36.4	31.7	36.0	38.6	#DIV/0!	#DIV/0!
St. Dev.	9.5	#DIV/0!	#DIV/0!	#DIV/0!	11.4	7.2	11.1	10.7	7.2	7.5	#DIV/0!	#DIV/0!
85th percentile	45.1	#NUM!	#NUM!	#NUM!	50.4	39.6	42.5	37.2	42.1	44.0	#NUM!	#NUM!
Min	11.0	0.0	0.0	0.0	21.5	21.5	16.2	11.0	18.3	17.3	0.0	0.0
Max	64.7	0.0	0.0	0.0	64.7	48.9	62.6	58.3	46.8	53.1	0.0	0.0
Range	53.7	0.0	0.0	0.0	43.2	27.4	46.3	47.4	28.4	35.8	0.0	0.0

Vehicle Speed (50-75 FT Vehicles)	Hour											
	Total	20:00-21:00	21:00-22:00	22:00-23:00	23:00-00:00	00:00-01:00	01:00-02:00	02:00-03:00	03:00-04:00	04:00-05:00	05:00-06:00	06:00-07:00
MPH												
< 10	0.0%	#DIV/0!	#DIV/0!	#DIV/0!	0.0%	0.0%	0.0%	0.0%	0.0%	0.0%	#DIV/0!	#DIV/0!
10-14	0.0%	#DIV/0!	#DIV/0!	#DIV/0!	0.0%	0.0%	0.0%	0.0%	0.0%	0.0%	#DIV/0!	#DIV/0!
15-19	0.0%	#DIV/0!	#DIV/0!	#DIV/0!	0.0%	0.0%	0.0%	0.0%	0.0%	0.0%	#DIV/0!	#DIV/0!
20-24	6.5%	#DIV/0!	#DIV/0!	#DIV/0!	12.5%	0.0%	14.3%	12.5%	0.0%	0.0%	#DIV/0!	#DIV/0!
25-29	26.1%	#DIV/0!	#DIV/0!	#DIV/0!	12.5%	16.7%	57.1%	0.0%	33.3%	36.4%	#DIV/0!	#DIV/0!
30-34	21.7%	#DIV/0!	#DIV/0!	#DIV/0!	37.5%	0.0%	14.3%	12.5%	33.3%	27.3%	#DIV/0!	#DIV/0!
35-39	23.9%	#DIV/0!	#DIV/0!	#DIV/0!	0.0%	83.3%	0.0%	37.5%	16.7%	18.2%	#DIV/0!	#DIV/0!
40-44	6.5%	#DIV/0!	#DIV/0!	#DIV/0!	12.5%	0.0%	14.3%	0.0%	0.0%	9.1%	#DIV/0!	#DIV/0!
45-49	4.3%	#DIV/0!	#DIV/0!	#DIV/0!	0.0%	0.0%	0.0%	12.5%	0.0%	9.1%	#DIV/0!	#DIV/0!
50-54	4.3%	#DIV/0!	#DIV/0!	#DIV/0!	0.0%	0.0%	0.0%	25.0%	0.0%	0.0%	#DIV/0!	#DIV/0!
55-59	6.5%	#DIV/0!	#DIV/0!	#DIV/0!	25.0%	0.0%	0.0%	0.0%	16.7%	0.0%	#DIV/0!	#DIV/0!
60-64	0.0%	#DIV/0!	#DIV/0!	#DIV/0!	0.0%	0.0%	0.0%	0.0%	0.0%	0.0%	#DIV/0!	#DIV/0!
65-69	0.0%	#DIV/0!	#DIV/0!	#DIV/0!	0.0%	0.0%	0.0%	0.0%	0.0%	0.0%	#DIV/0!	#DIV/0!
70-74	0.0%	#DIV/0!	#DIV/0!	#DIV/0!	0.0%	0.0%	0.0%	0.0%	0.0%	0.0%	#DIV/0!	#DIV/0!
>=75	0.0%	#DIV/0!	#DIV/0!	#DIV/0!	0.0%	0.0%	0.0%	0.0%	0.0%	0.0%	#DIV/0!	#DIV/0!
Total # of vehicle	46	0	0	0	8	6	7	8	6	11	0	0
Average speed	35.4	#DIV/0!	#DIV/0!	#DIV/0!	38.1	35.4	29.6	39.4	35.9	33.8	#DIV/0!	#DIV/0!
St. Dev.	8.8	#DIV/0!	#DIV/0!	#DIV/0!	12.4	4.0	6.6	9.3	10.8	6.9	#DIV/0!	#DIV/0!
85th percentile	44.1	#NUM!	#NUM!	#NUM!	54.6	37.8	35.0	50.7	41.5	40.4	#NUM!	#NUM!
Min	23.6	0.0	0.0	0.0	23.6	27.8	23.6	24.6	28.9	25.7	0.0	0.0
Max	57.3	0.0	0.0	0.0	56.2	39.4	42.5	51.0	57.3	46.8	0.0	0.0
Range	33.7	0.0	0.0	0.0	32.7	11.6	19.0	26.3	28.4	21.1	0.0	0.0

Vehicle Speed (+75 FT Vehicles)	Hour											
	Total	20:00-21:00	21:00-22:00	22:00-23:00	23:00-00:00	00:00-01:00	01:00-02:00	02:00-03:00	03:00-04:00	04:00-05:00	05:00-06:00	06:00-07:00
MPH												
< 10	0.0%	#DIV/0!	#DIV/0!	#DIV/0!	0.0%	0.0%	0.0%	0.0%	0.0%	0.0%	#DIV/0!	#DIV/0!
10-14	0.0%	#DIV/0!	#DIV/0!	#DIV/0!	0.0%	0.0%	0.0%	0.0%	0.0%	0.0%	#DIV/0!	#DIV/0!
15-19	0.0%	#DIV/0!	#DIV/0!	#DIV/0!	0.0%	0.0%	0.0%	0.0%	0.0%	0.0%	#DIV/0!	#DIV/0!
20-24	0.0%	#DIV/0!	#DIV/0!	#DIV/0!	0.0%	0.0%	0.0%	0.0%	0.0%	0.0%	#DIV/0!	#DIV/0!
25-29	0.0%	#DIV/0!	#DIV/0!	#DIV/0!	0.0%	0.0%	0.0%	0.0%	0.0%	0.0%	#DIV/0!	#DIV/0!
30-34	13.3%	#DIV/0!	#DIV/0!	#DIV/0!	0.0%	0.0%	0.0%	50.0%	0.0%	33.3%	#DIV/0!	#DIV/0!
35-39	20.0%	#DIV/0!	#DIV/0!	#DIV/0!	0.0%	50.0%	50.0%	0.0%	100.0%	0.0%	#DIV/0!	#DIV/0!
40-44	26.7%	#DIV/0!	#DIV/0!	#DIV/0!	0.0%	50.0%	50.0%	0.0%	0.0%	66.7%	#DIV/0!	#DIV/0!
45-49	20.0%	#DIV/0!	#DIV/0!	#DIV/0!	60.0%	0.0%	0.0%	0.0%	0.0%	0.0%	#DIV/0!	#DIV/0!
50-54	13.3%	#DIV/0!	#DIV/0!	#DIV/0!	20.0%	0.0%	0.0%	50.0%	0.0%	0.0%	#DIV/0!	#DIV/0!
55-59	0.0%	#DIV/0!	#DIV/0!	#DIV/0!	0.0%	0.0%	0.0%	0.0%	0.0%	0.0%	#DIV/0!	#DIV/0!
60-64	6.7%	#DIV/0!	#DIV/0!	#DIV/0!	20.0%	0.0%	0.0%	0.0%	0.0%	0.0%	#DIV/0!	#DIV/0!
65-69	0.0%	#DIV/0!	#DIV/0!	#DIV/0!	0.0%	0.0%	0.0%	0.0%	0.0%	0.0%	#DIV/0!	#DIV/0!
70-74	0.0%	#DIV/0!	#DIV/0!	#DIV/0!	0.0%	0.0%	0.0%	0.0%	0.0%	0.0%	#DIV/0!	#DIV/0!
>=75	0.0%	#DIV/0!	#DIV/0!	#DIV/0!	0.0%	0.0%	0.0%	0.0%	0.0%	0.0%	#DIV/0!	#DIV/0!
Total # of vehicle	15	0	0	0	5	2	2	2	1	3	0	0
Average speed	43.3	#DIV/0!	#DIV/0!	#DIV/0!	51.8	41.0	38.3	41.5	36.2	37.6	#DIV/0!	#DIV/0!
St. Dev.	8.4	#DIV/0!	#DIV/0!	#DIV/0!	6.3	2.2	3.0	13.4	#DIV/0!	5.8	#DIV/0!	#DIV/0!
85th percentile	50.8	#NUM!	#NUM!	#NUM!	56.2	42.1	39.8	48.1	36.2	41.2	#NUM!	#NUM!
Min	31.0	0.0	0.0	0.0	46.8	39.4	36.2	32.0	36.2	31.0	0.0	0.0
Max	62.6	0.0	0.0	0.0	62.6	42.5	40.4	51.0	36.2	41.5	0.0	0.0
Range	31.6	0.0	0.0	0.0	15.8	3.2	4.2	19.0	0.0	10.5	0.0	0.0

Day 1 3<sup>rd</sup> WZ

Vehicle Speed (all vehicles)	Hour											
	Total	20:00-21:00	21:00-22:00	22:00-23:00	23:00-00:00	00:00-01:00	01:00-02:00	02:00-03:00	03:00-04:00	04:00-05:00	05:00-06:00	06:00-07:00
MPH												
< 10	0.0%	#DIV/0!	#DIV/0!	#DIV/0!	0.0%	0.0%	0.0%	0.0%	0.0%	0.0%	#DIV/0!	#DIV/0!
10-14	0.0%	#DIV/0!	#DIV/0!	#DIV/0!	0.0%	0.0%	0.0%	0.0%	0.0%	0.0%	#DIV/0!	#DIV/0!
15-19	0.0%	#DIV/0!	#DIV/0!	#DIV/0!	0.0%	0.0%	0.0%	0.0%	0.0%	0.0%	#DIV/0!	#DIV/0!
20-24	0.3%	#DIV/0!	#DIV/0!	#DIV/0!	0.0%	0.0%	0.0%	1.1%	0.0%	0.7%	#DIV/0!	#DIV/0!
25-29	0.8%	#DIV/0!	#DIV/0!	#DIV/0!	1.4%	0.7%	0.0%	1.1%	0.0%	1.5%	#DIV/0!	#DIV/0!
30-34	2.3%	#DIV/0!	#DIV/0!	#DIV/0!	1.4%	2.2%	3.3%	0.0%	2.9%	3.0%	#DIV/0!	#DIV/0!
35-39	4.2%	#DIV/0!	#DIV/0!	#DIV/0!	6.8%	2.9%	5.7%	4.3%	4.8%	2.2%	#DIV/0!	#DIV/0!
40-44	12.4%	#DIV/0!	#DIV/0!	#DIV/0!	13.7%	11.8%	9.0%	16.0%	19.2%	7.5%	#DIV/0!	#DIV/0!
45-49	21.6%	#DIV/0!	#DIV/0!	#DIV/0!	34.2%	19.1%	27.0%	13.8%	21.2%	17.9%	#DIV/0!	#DIV/0!
50-54	21.3%	#DIV/0!	#DIV/0!	#DIV/0!	16.4%	22.8%	22.1%	29.8%	12.5%	22.4%	#DIV/0!	#DIV/0!
55-59	16.3%	#DIV/0!	#DIV/0!	#DIV/0!	12.3%	19.1%	15.6%	13.8%	15.4%	18.7%	#DIV/0!	#DIV/0!
60-64	9.2%	#DIV/0!	#DIV/0!	#DIV/0!	4.1%	5.9%	7.4%	9.6%	12.5%	14.2%	#DIV/0!	#DIV/0!
65-69	5.4%	#DIV/0!	#DIV/0!	#DIV/0!	4.1%	4.4%	6.6%	6.4%	7.7%	3.7%	#DIV/0!	#DIV/0!
70-74	3.5%	#DIV/0!	#DIV/0!	#DIV/0!	2.7%	4.4%	3.3%	3.2%	2.9%	3.7%	#DIV/0!	#DIV/0!
>=75	2.9%	#DIV/0!	#DIV/0!	#DIV/0!	2.7%	6.6%	0.0%	1.1%	1.0%	4.5%	#DIV/0!	#DIV/0!
Total # of vehicles	663	0	0	0	73	136	122	94	104	134	0	0
Average speed	52.6	#DIV/0!	#DIV/0!	#DIV/0!	50.9	53.5	51.9	52.3	52.4	53.7	#DIV/0!	#DIV/0!
St. Dev.	9.8	#DIV/0!	#DIV/0!	#DIV/0!	9.4	10.2	9.1	9.8	9.9	10.2	#DIV/0!	#DIV/0!
85th percentile	62.9	#NUM!	#NUM!	#NUM!	58.8	63.4	61.1	62.1	64.1	63.2	#NUM!	#NUM!
Min	23.2	0.0	0.0	0.0	27.3	28.9	32.1	23.2	31.3	24.8	0.0	0.0
Max	79.9	0.0	0.0	0.0	76.6	79.9	73.4	78.3	78.3	78.3	0.0	0.0
Range	56.6	0.0	0.0	0.0	49.4	51.0	41.3	55.0	46.9	53.4	0.0	0.0

Vehicle Speed (0-25 FT Vehicles)	Hour											
	Total	20:00-21:00	21:00-22:00	22:00-23:00	23:00-00:00	00:00-01:00	01:00-02:00	02:00-03:00	03:00-04:00	04:00-05:00	05:00-06:00	06:00-07:00
MPH												
< 10	0.0%	#DIV/0!	#DIV/0!	#DIV/0!	0.0%	0.0%	0.0%	0.0%	0.0%	0.0%	#DIV/0!	#DIV/0!
10-14	0.0%	#DIV/0!	#DIV/0!	#DIV/0!	0.0%	0.0%	0.0%	0.0%	0.0%	0.0%	#DIV/0!	#DIV/0!
15-19	0.0%	#DIV/0!	#DIV/0!	#DIV/0!	0.0%	0.0%	0.0%	0.0%	0.0%	0.0%	#DIV/0!	#DIV/0!
20-24	0.5%	#DIV/0!	#DIV/0!	#DIV/0!	0.0%	0.0%	0.0%	2.1%	0.0%	1.5%	#DIV/0!	#DIV/0!
25-29	1.4%	#DIV/0!	#DIV/0!	#DIV/0!	2.6%	1.2%	0.0%	2.1%	0.0%	3.0%	#DIV/0!	#DIV/0!
30-34	2.5%	#DIV/0!	#DIV/0!	#DIV/0!	2.6%	1.2%	3.8%	0.0%	5.9%	1.5%	#DIV/0!	#DIV/0!
35-39	4.9%	#DIV/0!	#DIV/0!	#DIV/0!	5.3%	3.5%	6.4%	4.3%	7.8%	3.0%	#DIV/0!	#DIV/0!
40-44	13.1%	#DIV/0!	#DIV/0!	#DIV/0!	18.4%	15.1%	7.7%	21.3%	11.8%	9.1%	#DIV/0!	#DIV/0!
45-49	25.1%	#DIV/0!	#DIV/0!	#DIV/0!	36.8%	20.9%	28.2%	12.8%	29.4%	25.8%	#DIV/0!	#DIV/0!
50-54	21.3%	#DIV/0!	#DIV/0!	#DIV/0!	13.2%	23.3%	21.8%	27.7%	11.8%	25.8%	#DIV/0!	#DIV/0!
55-59	16.7%	#DIV/0!	#DIV/0!	#DIV/0!	18.4%	17.4%	16.7%	19.1%	15.7%	13.6%	#DIV/0!	#DIV/0!
60-64	6.8%	#DIV/0!	#DIV/0!	#DIV/0!	0.0%	4.7%	7.7%	6.4%	9.8%	10.6%	#DIV/0!	#DIV/0!
65-69	4.4%	#DIV/0!	#DIV/0!	#DIV/0!	2.6%	5.8%	5.1%	0.0%	7.8%	3.0%	#DIV/0!	#DIV/0!
70-74	2.2%	#DIV/0!	#DIV/0!	#DIV/0!	0.0%	3.5%	2.6%	4.3%	0.0%	1.5%	#DIV/0!	#DIV/0!
>=75	1.1%	#DIV/0!	#DIV/0!	#DIV/0!	0.0%	3.5%	0.0%	0.0%	0.0%	1.5%	#DIV/0!	#DIV/0!
Total # of vehicles	366	0	0	0	38	86	78	47	51	66	0	0
Average speed	51.0	#DIV/0!	#DIV/0!	#DIV/0!	48.4	52.5	51.5	50.1	50.6	51.3	#DIV/0!	#DIV/0!
St. Dev.	9.3	#DIV/0!	#DIV/0!	#DIV/0!	7.9	9.4	8.9	9.7	9.4	9.7	#DIV/0!	#DIV/0!
85th percentile	59.6	#NUM!	#NUM!	#NUM!	56.8	60.1	60.0	58.8	60.5	60.5	#NUM!	#NUM!
Min	23.2	0.0	0.0	0.0	27.3	28.9	32.9	23.2	31.3	24.8	0.0	0.0
Max	78.3	0.0	0.0	0.0	67.7	78.3	71.8	72.6	69.4	78.3	0.0	0.0
Range	55.0	0.0	0.0	0.0	40.5	49.4	38.8	49.4	38.0	53.4	0.0	0.0

Vehicle Speed (25-50 FT Vehicles)	Hour											
	Total	20:00-21:00	21:00-22:00	22:00-23:00	23:00-00:00	00:00-01:00	01:00-02:00	02:00-03:00	03:00-04:00	04:00-05:00	05:00-06:00	06:00-07:00
MPH												
< 10	0.0%	#DIV/0!	#DIV/0!	#DIV/0!	0.0%	0.0%	0.0%	0.0%	0.0%	0.0%	#DIV/0!	#DIV/0!
10-14	0.0%	#DIV/0!	#DIV/0!	#DIV/0!	0.0%	0.0%	0.0%	0.0%	0.0%	0.0%	#DIV/0!	#DIV/0!
15-19	0.0%	#DIV/0!	#DIV/0!	#DIV/0!	0.0%	0.0%	0.0%	0.0%	0.0%	0.0%	#DIV/0!	#DIV/0!
20-24	0.0%	#DIV/0!	#DIV/0!	#DIV/0!	0.0%	0.0%	0.0%	0.0%	0.0%	0.0%	#DIV/0!	#DIV/0!
25-29	0.0%	#DIV/0!	#DIV/0!	#DIV/0!	0.0%	0.0%	0.0%	0.0%	0.0%	0.0%	#DIV/0!	#DIV/0!
30-34	3.8%	#DIV/0!	#DIV/0!	#DIV/0!	0.0%	8.0%	3.8%	0.0%	0.0%	6.7%	#DIV/0!	#DIV/0!
35-39	2.5%	#DIV/0!	#DIV/0!	#DIV/0!	10.0%	0.0%	3.8%	4.3%	0.0%	2.2%	#DIV/0!	#DIV/0!
40-44	15.1%	#DIV/0!	#DIV/0!	#DIV/0!	20.0%	8.0%	15.4%	17.4%	26.7%	8.9%	#DIV/0!	#DIV/0!
45-49	11.3%	#DIV/0!	#DIV/0!	#DIV/0!	30.0%	16.0%	7.7%	13.0%	10.0%	6.7%	#DIV/0!	#DIV/0!
50-54	20.8%	#DIV/0!	#DIV/0!	#DIV/0!	10.0%	20.0%	30.8%	21.7%	16.7%	20.0%	#DIV/0!	#DIV/0!
55-59	16.4%	#DIV/0!	#DIV/0!	#DIV/0!	10.0%	20.0%	11.5%	13.0%	13.3%	22.2%	#DIV/0!	#DIV/0!
60-64	11.3%	#DIV/0!	#DIV/0!	#DIV/0!	10.0%	4.0%	7.7%	13.0%	13.3%	15.6%	#DIV/0!	#DIV/0!
65-69	5.0%	#DIV/0!	#DIV/0!	#DIV/0!	0.0%	0.0%	11.5%	8.7%	10.0%	0.0%	#DIV/0!	#DIV/0!
70-74	7.5%	#DIV/0!	#DIV/0!	#DIV/0!	10.0%	8.0%	7.7%	4.3%	6.7%	8.9%	#DIV/0!	#DIV/0!
>=75	6.3%	#DIV/0!	#DIV/0!	#DIV/0!	0.0%	16.0%	0.0%	4.3%	3.3%	8.9%	#DIV/0!	#DIV/0!
Total # of vehicle	159	0	0	0	10	25	26	23	30	45	0	0
Average speed	54.8	#DIV/0!	#DIV/0!	#DIV/0!	51.4	55.2	54.1	54.8	55.3	55.4	#DIV/0!	#DIV/0!
St. Dev.	11.1	#DIV/0!	#DIV/0!	#DIV/0!	10.0	13.2	10.6	10.8	10.5	11.4	#DIV/0!	#DIV/0!
85th percentile	67.7	#NUM!	#NUM!	#NUM!	61.5	72.4	67.9	67.9	66.4	64.3	#NUM!	#NUM!
Min	30.5	0.0	0.0	0.0	37.0	30.5	32.1	38.6	40.2	31.3	0.0	0.0
Max	79.9	0.0	0.0	0.0	70.2	79.9	73.4	78.3	78.3	77.4	0.0	0.0
Range	49.4	0.0	0.0	0.0	33.2	49.4	41.3	39.7	38.0	46.1	0.0	0.0

Vehicle Speed (50-75 FT Vehicles)	Hour											
	Total	20:00-21:00	21:00-22:00	22:00-23:00	23:00-00:00	00:00-01:00	01:00-02:00	02:00-03:00	03:00-04:00	04:00-05:00	05:00-06:00	06:00-07:00
MPH												
< 10	0.0%	#DIV/0!	#DIV/0!	#DIV/0!	0.0%	0.0%	0.0%	0.0%	0.0%	0.0%	#DIV/0!	#DIV/0!
10-14	0.0%	#DIV/0!	#DIV/0!	#DIV/0!	0.0%	0.0%	0.0%	0.0%	0.0%	0.0%	#DIV/0!	#DIV/0!
15-19	0.0%	#DIV/0!	#DIV/0!	#DIV/0!	0.0%	0.0%	0.0%	0.0%	0.0%	0.0%	#DIV/0!	#DIV/0!
20-24	0.0%	#DIV/0!	#DIV/0!	#DIV/0!	0.0%	0.0%	0.0%	0.0%	0.0%	0.0%	#DIV/0!	#DIV/0!
25-29	0.0%	#DIV/0!	#DIV/0!	#DIV/0!	0.0%	0.0%	0.0%	0.0%	0.0%	0.0%	#DIV/0!	#DIV/0!
30-34	0.0%	#DIV/0!	#DIV/0!	#DIV/0!	0.0%	0.0%	0.0%	0.0%	0.0%	0.0%	#DIV/0!	#DIV/0!
35-39	6.8%	#DIV/0!	#DIV/0!	#DIV/0!	6.7%	7.1%	10.0%	8.3%	7.1%	0.0%	#DIV/0!	#DIV/0!
40-44	11.0%	#DIV/0!	#DIV/0!	#DIV/0!	0.0%	7.1%	10.0%	8.3%	35.7%	0.0%	#DIV/0!	#DIV/0!
45-49	34.2%	#DIV/0!	#DIV/0!	#DIV/0!	53.3%	14.3%	50.0%	33.3%	28.6%	25.0%	#DIV/0!	#DIV/0!
50-54	16.4%	#DIV/0!	#DIV/0!	#DIV/0!	20.0%	35.7%	0.0%	33.3%	0.0%	0.0%	#DIV/0!	#DIV/0!
55-59	15.1%	#DIV/0!	#DIV/0!	#DIV/0!	6.7%	21.4%	20.0%	0.0%	21.4%	25.0%	#DIV/0!	#DIV/0!
60-64	11.0%	#DIV/0!	#DIV/0!	#DIV/0!	6.7%	14.3%	0.0%	16.7%	7.1%	25.0%	#DIV/0!	#DIV/0!
65-69	4.1%	#DIV/0!	#DIV/0!	#DIV/0!	0.0%	0.0%	10.0%	0.0%	0.0%	25.0%	#DIV/0!	#DIV/0!
70-74	0.0%	#DIV/0!	#DIV/0!	#DIV/0!	0.0%	0.0%	0.0%	0.0%	0.0%	0.0%	#DIV/0!	#DIV/0!
>=75	1.4%	#DIV/0!	#DIV/0!	#DIV/0!	6.7%	0.0%	0.0%	0.0%	0.0%	0.0%	#DIV/0!	#DIV/0!
Total # of vehicle	73	0	0	0	15	14	10	12	14	8	0	0
Average speed	51.3	#DIV/0!	#DIV/0!	#DIV/0!	51.7	52.2	49.0	50.4	48.0	58.4	#DIV/0!	#DIV/0!
St. Dev.	8.3	#DIV/0!	#DIV/0!	#DIV/0!	8.9	7.6	8.8	7.5	7.5	8.1	#DIV/0!	#DIV/0!
85th percentile	60.6	#NUM!	#NUM!	#NUM!	58.4	59.7	56.9	57.1	57.3	66.0	#NUM!	#NUM!
Min	35.4	0.0	0.0	0.0	37.8	37.0	36.2	35.4	38.6	46.7	0.0	0.0
Max	75.8	0.0	0.0	0.0	75.8	64.5	66.9	61.3	61.3	66.9	0.0	0.0
Range	40.5	0.0	0.0	0.0	38.0	27.5	30.7	25.9	22.7	20.2	0.0	0.0

Vehicle Speed (+75 FT Vehicles)	Hour											
	Total	20:00-21:00	21:00-22:00	22:00-23:00	23:00-00:00	00:00-01:00	01:00-02:00	02:00-03:00	03:00-04:00	04:00-05:00	05:00-06:00	06:00-07:00
MPH												
< 10	0.0%	#DIV/0!	#DIV/0!	#DIV/0!	0.0%	0.0%	0.0%	0.0%	0.0%	0.0%	#DIV/0!	#DIV/0!
10-14	0.0%	#DIV/0!	#DIV/0!	#DIV/0!	0.0%	0.0%	0.0%	0.0%	0.0%	0.0%	#DIV/0!	#DIV/0!
15-19	0.0%	#DIV/0!	#DIV/0!	#DIV/0!	0.0%	0.0%	0.0%	0.0%	0.0%	0.0%	#DIV/0!	#DIV/0!
20-24	0.0%	#DIV/0!	#DIV/0!	#DIV/0!	0.0%	0.0%	0.0%	0.0%	0.0%	0.0%	#DIV/0!	#DIV/0!
25-29	0.0%	#DIV/0!	#DIV/0!	#DIV/0!	0.0%	0.0%	0.0%	0.0%	0.0%	0.0%	#DIV/0!	#DIV/0!
30-34	0.0%	#DIV/0!	#DIV/0!	#DIV/0!	0.0%	0.0%	0.0%	0.0%	0.0%	0.0%	#DIV/0!	#DIV/0!
35-39	1.5%	#DIV/0!	#DIV/0!	#DIV/0!	10.0%	0.0%	0.0%	0.0%	0.0%	0.0%	#DIV/0!	#DIV/0!
40-44	3.1%	#DIV/0!	#DIV/0!	#DIV/0!	10.0%	0.0%	0.0%	0.0%	11.1%	0.0%	#DIV/0!	#DIV/0!
45-49	12.3%	#DIV/0!	#DIV/0!	#DIV/0!	0.0%	18.2%	50.0%	0.0%	0.0%	13.3%	#DIV/0!	#DIV/0!
50-54	27.7%	#DIV/0!	#DIV/0!	#DIV/0!	30.0%	9.1%	25.0%	50.0%	22.2%	26.7%	#DIV/0!	#DIV/0!
55-59	15.4%	#DIV/0!	#DIV/0!	#DIV/0!	0.0%	27.3%	12.5%	8.3%	11.1%	26.7%	#DIV/0!	#DIV/0!
60-64	15.4%	#DIV/0!	#DIV/0!	#DIV/0!	10.0%	9.1%	12.5%	8.3%	33.3%	20.0%	#DIV/0!	#DIV/0!
65-69	13.8%	#DIV/0!	#DIV/0!	#DIV/0!	20.0%	9.1%	0.0%	33.3%	11.1%	6.7%	#DIV/0!	#DIV/0!
70-74	4.6%	#DIV/0!	#DIV/0!	#DIV/0!	10.0%	9.1%	0.0%	0.0%	11.1%	0.0%	#DIV/0!	#DIV/0!
>=75	6.2%	#DIV/0!	#DIV/0!	#DIV/0!	10.0%	18.2%	0.0%	0.0%	0.0%	6.7%	#DIV/0!	#DIV/0!
Total # of vehicle	65	0	0	0	10	11	8	12	9	15	0	0
Average speed	57.7	#DIV/0!	#DIV/0!	#DIV/0!	58.3	60.3	52.1	58.6	59.5	56.9	#DIV/0!	#DIV/0!
St. Dev.	8.4	#DIV/0!	#DIV/0!	#DIV/0!	11.7	9.4	5.8	6.6	8.4	7.3	#DIV/0!	#DIV/0!
85th percentile	65.8	#NUM!	#NUM!	#NUM!	69.0	71.1	58.6	66.4	65.1	64.3	#NUM!	#NUM!
Min	39.4	0.0	0.0	0.0	39.4	49.9	45.9	50.7	44.3	48.3	0.0	0.0
Max	76.6	0.0	0.0	0.0	76.6	76.6	61.3	66.9	72.6	75.0	0.0	0.0
Range	37.2	0.0	0.0	0.0	37.2	26.7	15.4	16.2	28.3	26.7	0.0	0.0

Day 2 Before RWA

		Hour											
Vehicle Speed (all vehicles)	Total	20:00-21:00	21:00-22:00	22:00-23:00	23:00-00:00	00:00-01:00	01:00-02:00	02:00-03:00	03:00-04:00	04:00-05:00	05:00-06:00	06:00-07:00	
		MPH											
< 10	0.0%	#DIV/0!	0.0%	0.0%	0.0%	0.0%	0.0%	0.0%	0.0%	0.0%	#DIV/0!	#DIV/0!	
10-14	0.0%	#DIV/0!	0.0%	0.0%	0.0%	0.0%	0.0%	0.0%	0.0%	0.0%	#DIV/0!	#DIV/0!	
15-19	0.0%	#DIV/0!	0.0%	0.0%	0.0%	0.0%	0.0%	0.0%	0.0%	0.0%	#DIV/0!	#DIV/0!	
20-24	0.0%	#DIV/0!	0.0%	0.0%	0.0%	0.0%	0.0%	0.0%	0.0%	0.0%	#DIV/0!	#DIV/0!	
25-29	0.0%	#DIV/0!	0.0%	0.0%	0.0%	0.0%	0.0%	0.0%	0.0%	0.0%	#DIV/0!	#DIV/0!	
30-34	0.1%	#DIV/0!	0.0%	0.0%	0.0%	0.0%	0.0%	0.0%	0.0%	0.8%	#DIV/0!	#DIV/0!	
35-39	0.6%	#DIV/0!	0.0%	0.4%	1.5%	0.0%	1.3%	0.0%	0.0%	2.3%	#DIV/0!	#DIV/0!	
40-44	2.0%	#DIV/0!	2.2%	2.0%	0.5%	2.3%	1.3%	2.0%	3.0%	3.1%	#DIV/0!	#DIV/0!	
45-49	8.0%	#DIV/0!	6.7%	8.0%	7.2%	7.0%	11.5%	7.0%	16.2%	6.1%	#DIV/0!	#DIV/0!	
50-54	16.1%	#DIV/0!	14.2%	15.6%	17.5%	18.6%	12.8%	25.0%	15.2%	14.5%	#DIV/0!	#DIV/0!	
55-59	23.4%	#DIV/0!	27.0%	21.6%	20.6%	23.3%	24.4%	20.0%	20.2%	23.7%	#DIV/0!	#DIV/0!	
60-64	17.1%	#DIV/0!	18.8%	15.2%	18.0%	16.3%	19.2%	17.0%	13.1%	16.8%	#DIV/0!	#DIV/0!	
65-69	12.8%	#DIV/0!	13.7%	11.2%	13.4%	17.1%	12.8%	9.0%	12.1%	10.7%	#DIV/0!	#DIV/0!	
70-74	9.0%	#DIV/0!	7.7%	11.2%	11.3%	8.5%	5.1%	11.0%	7.1%	8.4%	#DIV/0!	#DIV/0!	
>=75	11.0%	#DIV/0!	9.6%	14.8%	9.8%	7.0%	11.5%	9.0%	13.1%	13.7%	#DIV/0!	#DIV/0!	
Total # of vehicles	1396	0	415	250	194	129	78	100	99	131	0	0	
Average speed	61.1	#DIV/0!	61.2	62.1	61.1	60.8	61.2	60.2	60.3	60.7	#DIV/0!	#DIV/0!	
St. Dev.	9.6	#DIV/0!	9.0	10.3	9.6	9.1	10.6	8.7	10.3	10.1	#DIV/0!	#DIV/0!	
85th percentile	71.8	#NUM!	70.3	73.8	71.8	69.6	70.5	71.5	72.3	73.4	#NUM!	#NUM!	
Min	34.0	0.0	41.4	39.2	36.2	40.6	39.2	42.9	43.5	34.0	0.0	0.0	
Max	92.8	0.0	92.0	92.0	92.8	88.8	90.4	80.0	88.0	82.3	0.0	0.0	
Range	58.9	0.0	50.6	52.9	56.6	48.1	51.2	37.2	44.5	48.3	0.0	0.0	

		Hour											
Vehicle Speed (0-25 FT Vehicles)	Total	20:00-21:00	21:00-22:00	22:00-23:00	23:00-00:00	00:00-01:00	01:00-02:00	02:00-03:00	03:00-04:00	04:00-05:00	05:00-06:00	06:00-07:00	
		MPH											
< 10	0.0%	#DIV/0!	0.0%	0.0%	0.0%	0.0%	0.0%	0.0%	0.0%	0.0%	#DIV/0!	#DIV/0!	
10-14	0.0%	#DIV/0!	0.0%	0.0%	0.0%	0.0%	0.0%	0.0%	0.0%	0.0%	#DIV/0!	#DIV/0!	
15-19	0.0%	#DIV/0!	0.0%	0.0%	0.0%	0.0%	0.0%	0.0%	0.0%	0.0%	#DIV/0!	#DIV/0!	
20-24	0.0%	#DIV/0!	0.0%	0.0%	0.0%	0.0%	0.0%	0.0%	0.0%	0.0%	#DIV/0!	#DIV/0!	
25-29	0.0%	#DIV/0!	0.0%	0.0%	0.0%	0.0%	0.0%	0.0%	0.0%	0.0%	#DIV/0!	#DIV/0!	
30-34	0.1%	#DIV/0!	0.0%	0.0%	0.0%	0.0%	0.0%	0.0%	0.0%	1.3%	#DIV/0!	#DIV/0!	
35-39	0.6%	#DIV/0!	0.0%	0.0%	1.5%	0.0%	2.8%	0.0%	0.0%	2.5%	#DIV/0!	#DIV/0!	
40-44	2.3%	#DIV/0!	2.1%	2.8%	0.8%	1.2%	2.8%	1.9%	6.1%	3.8%	#DIV/0!	#DIV/0!	
45-49	5.9%	#DIV/0!	4.8%	6.3%	6.8%	6.0%	5.6%	9.6%	10.2%	2.5%	#DIV/0!	#DIV/0!	
50-54	14.0%	#DIV/0!	12.1%	15.9%	17.3%	16.9%	5.6%	17.3%	10.2%	12.5%	#DIV/0!	#DIV/0!	
55-59	24.8%	#DIV/0!	29.3%	24.4%	18.8%	25.3%	19.4%	15.4%	26.5%	26.3%	#DIV/0!	#DIV/0!	
60-64	18.8%	#DIV/0!	21.4%	14.8%	21.1%	18.1%	22.2%	19.2%	14.3%	16.8%	#DIV/0!	#DIV/0!	
65-69	13.2%	#DIV/0!	13.8%	12.5%	14.3%	18.1%	13.9%	11.5%	8.2%	10.0%	#DIV/0!	#DIV/0!	
70-74	10.2%	#DIV/0!	7.9%	11.4%	11.3%	10.8%	8.3%	15.4%	12.2%	10.0%	#DIV/0!	#DIV/0!	
>=75	10.0%	#DIV/0!	8.6%	11.9%	8.3%	3.6%	19.4%	9.6%	12.2%	15.0%	#DIV/0!	#DIV/0!	
Total # of vehicles	899	0	290	176	133	83	36	52	49	80	0	0	
Average speed	61.4	#DIV/0!	61.4	61.5	61.0	61.1	64.0	61.3	60.8	61.2	#DIV/0!	#DIV/0!	
St. Dev.	9.2	#DIV/0!	8.5	9.4	9.2	8.4	11.7	9.0	10.0	10.3	#DIV/0!	#DIV/0!	
85th percentile	71.8	#NUM!	70.2	71.8	71.1	69.6	74.9	72.3	71.9	73.8	#NUM!	#NUM!	
Min	34.0	0.0	41.4	40.6	37.7	40.6	39.2	42.9	43.5	34.0	0.0	0.0	
Max	92.0	0.0	89.6	92.0	81.5	88.8	88.8	77.1	88.0	81.5	0.0	0.0	
Range	58.1	0.0	48.2	51.4	43.9	48.1	49.6	34.2	44.5	47.6	0.0	0.0	

		Hour										
Vehicle Speed (25-50 FT Vehicles)	Total	20:00-21:00	21:00-22:00	22:00-23:00	23:00-00:00	00:00-01:00	01:00-02:00	02:00-03:00	03:00-04:00	04:00-05:00	05:00-06:00	06:00-07:00
		MPH										
< 10	0.0%	#DIV/0!	0.0%	0.0%	0.0%	0.0%	0.0%	0.0%	0.0%	0.0%	#DIV/0!	#DIV/0!
10-14	0.0%	#DIV/0!	0.0%	0.0%	0.0%	0.0%	0.0%	0.0%	0.0%	0.0%	#DIV/0!	#DIV/0!
15-19	0.0%	#DIV/0!	0.0%	0.0%	0.0%	0.0%	0.0%	0.0%	0.0%	0.0%	#DIV/0!	#DIV/0!
20-24	0.0%	#DIV/0!	0.0%	0.0%	0.0%	0.0%	0.0%	0.0%	0.0%	0.0%	#DIV/0!	#DIV/0!
25-29	0.0%	#DIV/0!	0.0%	0.0%	0.0%	0.0%	0.0%	0.0%	0.0%	0.0%	#DIV/0!	#DIV/0!
30-34	0.0%	#DIV/0!	0.0%	0.0%	0.0%	0.0%	0.0%	0.0%	0.0%	0.0%	#DIV/0!	#DIV/0!
35-39	0.6%	#DIV/0!	0.0%	2.3%	0.0%	0.0%	0.0%	0.0%	0.0%	0.0%	3.7%	#DIV/0!
40-44	1.6%	#DIV/0!	2.3%	0.0%	0.0%	3.4%	0.0%	3.1%	0.0%	3.7%	#DIV/0!	#DIV/0!
45-49	11.2%	#DIV/0!	10.2%	13.6%	9.4%	6.9%	14.8%	3.1%	23.5%	7.4%	#DIV/0!	#DIV/0!
50-54	14.7%	#DIV/0!	18.2%	16.8%	9.4%	13.8%	18.5%	25.0%	14.7%	7.4%	#DIV/0!	#DIV/0!
55-59	19.5%	#DIV/0!	17.0%	13.6%	28.1%	17.2%	25.9%	25.0%	14.7%	22.2%	#DIV/0!	#DIV/0!
60-64	13.4%	#DIV/0!	10.2%	13.6%	12.5%	13.8%	18.5%	15.6%	8.8%	22.2%	#DIV/0!	#DIV/0!
65-69	14.4%	#DIV/0!	17.0%	9.1%	6.3%	20.7%	14.8%	6.3%	20.6%	18.5%	#DIV/0!	#DIV/0!
70-74	8.0%	#DIV/0!	9.1%	11.4%	15.6%	6.9%	0.0%	9.4%	2.9%	3.7%	#DIV/0!	#DIV/0!
>=75	16.6%	#DIV/0!	15.9%	29.5%	18.8%	17.2%	7.4%	12.5%	14.7%	11.1%	#DIV/0!	#DIV/0!
Total # of vehicle	313	0	88	44	32	29	27	32	34	27	0	0
Average speed	62.1	#DIV/0!	62.3	65.4	63.0	62.2	59.6	60.6	60.3	61.1	#DIV/0!	#DIV/0!
St. Dev.	11.0	#DIV/0!	10.9	12.9	11.1	10.5	10.2	9.3	10.9	10.6	#DIV/0!	#DIV/0!
85th percentile	74.5	#NUM!	74.1	80.5	74.6	74.1	66.1	71.0	73.5	68.5	#NUM!	#NUM!
Min	38.4	0.0	44.4	39.2	45.1	42.1	45.9	43.6	45.1	38.4	0.0	0.0
Max	92.8	0.0	92.0	91.2	92.8	81.5	90.4	80.0	79.9	82.3	0.0	0.0
Range	54.4	0.0	47.6	52.0	47.7	39.4	44.5	36.4	34.8	43.9	0.0	0.0

		Hour										
Vehicle Speed (50-75 FT Vehicles)	Total	20:00-21:00	21:00-22:00	22:00-23:00	23:00-00:00	00:00-01:00	01:00-02:00	02:00-03:00	03:00-04:00	04:00-05:00	05:00-06:00	06:00-07:00
		MPH										
< 10	0.0%	#DIV/0!	0.0%	0.0%	0.0%	0.0%	0.0%	0.0%	0.0%	0.0%	#DIV/0!	#DIV/0!
10-14	0.0%	#DIV/0!	0.0%	0.0%	0.0%	0.0%	0.0%	0.0%	0.0%	0.0%	#DIV/0!	#DIV/0!
15-19	0.0%	#DIV/0!	0.0%	0.0%	0.0%	0.0%	0.0%	0.0%	0.0%	0.0%	#DIV/0!	#DIV/0!
20-24	0.0%	#DIV/0!	0.0%	0.0%	0.0%	0.0%	0.0%	0.0%	0.0%	0.0%	#DIV/0!	#DIV/0!
25-29	0.0%	#DIV/0!	0.0%	0.0%	0.0%	0.0%	0.0%	0.0%	0.0%	0.0%	#DIV/0!	#DIV/0!
30-34	0.0%	#DIV/0!	0.0%	0.0%	0.0%	0.0%	0.0%	0.0%	0.0%	0.0%	#DIV/0!	#DIV/0!
35-39	1.1%	#DIV/0!	0.0%	0.0%	7.1%	0.0%	0.0%	0.0%	0.0%	0.0%	#DIV/0!	#DIV/0!
40-44	1.1%	#DIV/0!	0.0%	0.0%	0.0%	14.3%	0.0%	0.0%	0.0%	0.0%	#DIV/0!	#DIV/0!
45-49	16.1%	#DIV/0!	16.7%	7.7%	0.0%	28.6%	33.3%	12.5%	37.5%	15.4%	#DIV/0!	#DIV/0!
50-54	29.9%	#DIV/0!	22.2%	15.4%	42.9%	28.6%	50.0%	62.5%	12.5%	23.1%	#DIV/0!	#DIV/0!
55-59	14.9%	#DIV/0!	22.2%	15.4%	7.1%	14.3%	16.7%	12.5%	12.5%	15.4%	#DIV/0!	#DIV/0!
60-64	13.8%	#DIV/0!	22.2%	15.4%	14.3%	0.0%	0.0%	12.5%	12.5%	15.4%	#DIV/0!	#DIV/0!
65-69	8.0%	#DIV/0!	5.6%	7.7%	21.4%	14.3%	0.0%	0.0%	12.5%	0.0%	#DIV/0!	#DIV/0!
70-74	5.7%	#DIV/0!	5.6%	15.4%	0.0%	0.0%	0.0%	0.0%	0.0%	15.4%	#DIV/0!	#DIV/0!
>=75	9.2%	#DIV/0!	5.6%	23.1%	7.1%	0.0%	0.0%	0.0%	12.5%	15.4%	#DIV/0!	#DIV/0!
Total # of vehicle	87	0	18	13	14	7	6	8	8	13	0	0
Average speed	58.5	#DIV/0!	58.2	65.4	59.0	52.5	52.3	54.6	58.7	59.7	#DIV/0!	#DIV/0!
St. Dev.	9.9	#DIV/0!	8.6	11.8	10.9	7.9	4.5	4.9	12.0	9.7	#DIV/0!	#DIV/0!
85th percentile	69.1	#NUM!	65.7	79.6	68.2	59.2	55.7	59.7	69.2	71.7	#NUM!	#NUM!
Min	36.2	0.0	45.1	48.1	36.2	43.6	46.6	48.1	45.1	48.8	0.0	0.0
Max	85.2	0.0	77.8	85.2	82.3	65.9	58.5	62.9	81.5	77.4	0.0	0.0
Range	49.1	0.0	32.7	37.2	46.1	22.3	11.9	14.9	36.4	28.6	0.0	0.0



Vehicle Speed (+75 FT Vehicles)	Hour											
	Total	20:00-21:00	21:00-22:00	22:00-23:00	23:00-00:00	00:00-01:00	01:00-02:00	02:00-03:00	03:00-04:00	04:00-05:00	05:00-06:00	06:00-07:00
MPH												
< 10	0.0%	#DIV/0!	0.0%	0.0%	0.0%	0.0%	0.0%	0.0%	0.0%	0.0%	#DIV/0!	#DIV/0!
10-14	0.0%	#DIV/0!	0.0%	0.0%	0.0%	0.0%	0.0%	0.0%	0.0%	0.0%	#DIV/0!	#DIV/0!
15-19	0.0%	#DIV/0!	0.0%	0.0%	0.0%	0.0%	0.0%	0.0%	0.0%	0.0%	#DIV/0!	#DIV/0!
20-24	0.0%	#DIV/0!	0.0%	0.0%	0.0%	0.0%	0.0%	0.0%	0.0%	0.0%	#DIV/0!	#DIV/0!
25-29	0.0%	#DIV/0!	0.0%	0.0%	0.0%	0.0%	0.0%	0.0%	0.0%	0.0%	#DIV/0!	#DIV/0!
30-34	0.0%	#DIV/0!	0.0%	0.0%	0.0%	0.0%	0.0%	0.0%	0.0%	0.0%	#DIV/0!	#DIV/0!
35-39	0.0%	#DIV/0!	0.0%	0.0%	0.0%	0.0%	0.0%	0.0%	0.0%	0.0%	#DIV/0!	#DIV/0!
40-44	1.0%	#DIV/0!	5.3%	0.0%	0.0%	0.0%	0.0%	0.0%	0.0%	0.0%	#DIV/0!	#DIV/0!
45-49	9.3%	#DIV/0!	10.5%	11.8%	13.3%	0.0%	11.1%	0.0%	0.0%	18.2%	#DIV/0!	#DIV/0!
50-54	27.8%	#DIV/0!	21.1%	35.3%	13.3%	40.0%	0.0%	37.5%	50.0%	36.4%	#DIV/0!	#DIV/0!
55-59	29.9%	#DIV/0!	42.1%	17.6%	33.3%	30.0%	44.4%	37.5%	12.5%	18.2%	#DIV/0!	#DIV/0!
60-64	16.5%	#DIV/0!	15.8%	23.5%	6.7%	20.0%	22.2%	12.5%	25.0%	9.1%	#DIV/0!	#DIV/0!
65-69	7.2%	#DIV/0!	5.3%	5.9%	13.3%	0.0%	11.1%	12.5%	0.0%	9.1%	#DIV/0!	#DIV/0!
70-74	4.1%	#DIV/0!	0.0%	5.9%	13.3%	0.0%	11.1%	0.0%	0.0%	0.0%	#DIV/0!	#DIV/0!
>=75	4.1%	#DIV/0!	0.0%	0.0%	6.7%	10.0%	0.0%	0.0%	12.5%	9.1%	#DIV/0!	#DIV/0!
Total # of vehicle	97	0	19	17	15	10	9	8	8	11	0	0
Average speed	58.2	#DIV/0!	55.9	56.9	60.4	59.5	61.0	57.6	59.0	57.2	#DIV/0!	#DIV/0!
St. Dev.	7.5	#DIV/0!	5.9	6.6	9.2	9.3	5.9	4.9	9.2	8.6	#DIV/0!	#DIV/0!
85th percentile	64.9	#NUM!	61.9	63.8	70.7	63.7	65.6	61.3	62.9	65.2	#NUM!	#NUM!
Min	42.9	0.0	42.9	48.1	48.1	51.1	49.6	50.3	50.3	49.6	0.0	0.0
Max	83.0	0.0	65.2	70.2	79.3	83.0	71.1	65.9	78.6	76.3	0.0	0.0
Range	40.1	0.0	22.3	22.1	31.2	32.0	21.6	15.6	28.2	26.8	0.0	0.0

Day 2 RWA signs

		Hour										
Vehicle Speed (all vehicles)	Total	20:00-21:00	21:00-22:00	22:00-23:00	23:00-00:00	00:00-01:00	01:00-02:00	02:00-03:00	03:00-04:00	04:00-05:00	05:00-06:00	06:00-07:00
		MPH										
< 10	0.0%	#DIV/0!	0.0%	0.0%	0.0%	0.0%	0.0%	0.0%	0.0%	0.0%	#DIV/0!	#DIV/0!
10-14	0.0%	#DIV/0!	0.0%	0.0%	0.0%	0.0%	0.0%	0.0%	0.0%	0.0%	#DIV/0!	#DIV/0!
15-19	0.0%	#DIV/0!	0.0%	0.0%	0.0%	0.0%	0.0%	0.0%	0.0%	0.0%	#DIV/0!	#DIV/0!
20-24	0.0%	#DIV/0!	0.0%	0.0%	0.0%	0.0%	0.0%	0.0%	0.0%	0.0%	#DIV/0!	#DIV/0!
25-29	0.0%	#DIV/0!	0.0%	0.0%	0.0%	0.0%	0.0%	0.0%	0.0%	0.0%	#DIV/0!	#DIV/0!
30-34	0.1%	#DIV/0!	0.0%	0.0%	0.5%	0.0%	0.0%	0.0%	0.0%	0.0%	#DIV/0!	#DIV/0!
35-39	0.2%	#DIV/0!	0.5%	0.0%	0.0%	0.0%	0.0%	0.0%	0.9%	0.0%	#DIV/0!	#DIV/0!
40-44	0.5%	#DIV/0!	0.2%	1.1%	0.0%	1.4%	1.3%	0.0%	0.0%	0.8%	#DIV/0!	#DIV/0!
45-49	3.2%	#DIV/0!	1.4%	1.5%	3.3%	3.4%	6.3%	1.9%	7.0%	7.7%	#DIV/0!	#DIV/0!
50-54	10.3%	#DIV/0!	6.8%	9.9%	14.4%	10.3%	11.3%	9.7%	15.8%	10.8%	#DIV/0!	#DIV/0!
55-59	16.4%	#DIV/0!	14.4%	13.0%	13.9%	17.9%	18.8%	20.4%	22.8%	21.5%	#DIV/0!	#DIV/0!
60-64	21.3%	#DIV/0!	21.5%	23.7%	22.5%	25.5%	17.5%	21.4%	17.5%	15.4%	#DIV/0!	#DIV/0!
65-69	22.3%	#DIV/0!	26.9%	22.5%	23.9%	15.2%	20.0%	18.4%	16.7%	21.5%	#DIV/0!	#DIV/0!
70-74	13.0%	#DIV/0!	13.4%	14.9%	12.0%	13.1%	12.5%	10.7%	6.1%	17.7%	#DIV/0!	#DIV/0!
>=75	12.7%	#DIV/0!	14.9%	13.4%	9.6%	13.1%	12.5%	17.5%	13.2%	4.6%	#DIV/0!	#DIV/0!
Total # of vehicles	1467	0	424	262	209	145	80	103	114	130	0	0
Average speed	64.3	#DIV/0!	65.7	65.2	63.5	63.8	63.4	64.8	61.8	61.9	#DIV/0!	#DIV/0!
St. Dev.	9.2	#DIV/0!	8.9	9.2	9.0	9.2	10.4	9.2	9.6	8.3	#DIV/0!	#DIV/0!
85th percentile	73.0	#NUM!	74.0	73.0	71.0	74.0	73.0	75.9	72.0	70.9	#NUM!	#NUM!
Min	34.0	0.0	35.0	40.9	34.0	42.0	44.0	46.0	39.0	40.0	0.0	0.0
Max	103.8	0.0	100.4	103.8	100.4	95.0	98.1	91.0	86.6	83.2	0.0	0.0
Range	69.8	0.0	65.4	62.9	66.3	53.0	54.1	45.0	47.6	43.2	0.0	0.0

		Hour										
Vehicle Speed (0-25 FT Vehicles)	Total	20:00-21:00	21:00-22:00	22:00-23:00	23:00-00:00	00:00-01:00	01:00-02:00	02:00-03:00	03:00-04:00	04:00-05:00	05:00-06:00	06:00-07:00
		MPH										
< 10	0.0%	#DIV/0!	0.0%	0.0%	0.0%	0.0%	0.0%	0.0%	0.0%	0.0%	#DIV/0!	#DIV/0!
10-14	0.0%	#DIV/0!	0.0%	0.0%	0.0%	0.0%	0.0%	0.0%	0.0%	0.0%	#DIV/0!	#DIV/0!
15-19	0.0%	#DIV/0!	0.0%	0.0%	0.0%	0.0%	0.0%	0.0%	0.0%	0.0%	#DIV/0!	#DIV/0!
20-24	0.0%	#DIV/0!	0.0%	0.0%	0.0%	0.0%	0.0%	0.0%	0.0%	0.0%	#DIV/0!	#DIV/0!
25-29	0.0%	#DIV/0!	0.0%	0.0%	0.0%	0.0%	0.0%	0.0%	0.0%	0.0%	#DIV/0!	#DIV/0!
30-34	0.1%	#DIV/0!	0.0%	0.0%	0.6%	0.0%	0.0%	0.0%	0.0%	0.0%	#DIV/0!	#DIV/0!
35-39	0.2%	#DIV/0!	0.3%	0.0%	0.0%	0.0%	0.0%	0.0%	1.5%	0.0%	#DIV/0!	#DIV/0!
40-44	0.3%	#DIV/0!	0.3%	0.5%	0.0%	1.0%	0.0%	0.0%	0.0%	0.0%	#DIV/0!	#DIV/0!
45-49	1.8%	#DIV/0!	0.6%	0.5%	3.2%	2.9%	2.2%	0.0%	7.6%	2.2%	#DIV/0!	#DIV/0!
50-54	4.4%	#DIV/0!	2.3%	3.9%	6.4%	6.7%	2.2%	8.2%	6.1%	5.6%	#DIV/0!	#DIV/0!
55-59	10.6%	#DIV/0!	12.0%	9.7%	8.9%	11.5%	6.7%	4.9%	12.1%	13.5%	#DIV/0!	#DIV/0!
60-64	22.2%	#DIV/0!	21.1%	25.6%	25.5%	24.0%	20.0%	19.7%	15.2%	19.1%	#DIV/0!	#DIV/0!
65-69	28.5%	#DIV/0!	31.4%	27.1%	30.6%	19.2%	31.1%	24.6%	27.3%	29.2%	#DIV/0!	#DIV/0!
70-74	16.5%	#DIV/0!	16.3%	17.4%	13.4%	18.3%	17.8%	16.4%	9.1%	23.6%	#DIV/0!	#DIV/0!
>=75	15.5%	#DIV/0!	15.7%	15.5%	11.5%	16.3%	20.0%	26.2%	21.2%	6.7%	#DIV/0!	#DIV/0!
Total # of vehicles	1079	0	350	207	157	104	45	61	66	89	0	0
Average speed	66.6	#DIV/0!	67.1	66.9	65.4	65.9	68.1	68.5	65.4	65.0	#DIV/0!	#DIV/0!
St. Dev.	8.4	#DIV/0!	8.1	8.1	8.7	8.8	8.5	8.8	10.4	7.1	#DIV/0!	#DIV/0!
85th percentile	74.1	#NUM!	74.1	74.3	71.9	74.1	76.6	77.5	77.1	72.0	#NUM!	#NUM!
Min	34.0	0.0	36.0	40.9	34.0	43.2	49.0	51.0	39.0	45.0	0.0	0.0
Max	100.4	0.0	100.4	98.1	100.4	95.0	92.4	91.0	86.6	83.2	0.0	0.0
Range	66.3	0.0	64.4	57.2	66.3	51.8	43.4	40.0	47.6	38.2	0.0	0.0

Vehicle Speed (25-50 FT Vehicles)	Hour											
	Total	20:00-21:00	21:00-22:00	22:00-23:00	23:00-00:00	00:00-01:00	01:00-02:00	02:00-03:00	03:00-04:00	04:00-05:00	05:00-06:00	06:00-07:00
MPH												
< 10	0.0%	#DIV/0!	0.0%	0.0%	0.0%	0.0%	0.0%	0.0%	0.0%	0.0%	#DIV/0!	#DIV/0!
10-14	0.0%	#DIV/0!	0.0%	0.0%	0.0%	0.0%	0.0%	0.0%	0.0%	0.0%	#DIV/0!	#DIV/0!
15-19	0.0%	#DIV/0!	0.0%	0.0%	0.0%	0.0%	0.0%	0.0%	0.0%	0.0%	#DIV/0!	#DIV/0!
20-24	0.0%	#DIV/0!	0.0%	0.0%	0.0%	0.0%	0.0%	0.0%	0.0%	0.0%	#DIV/0!	#DIV/0!
25-29	0.0%	#DIV/0!	0.0%	0.0%	0.0%	0.0%	0.0%	0.0%	0.0%	0.0%	#DIV/0!	#DIV/0!
30-34	0.0%	#DIV/0!	0.0%	0.0%	0.0%	0.0%	0.0%	0.0%	0.0%	0.0%	#DIV/0!	#DIV/0!
35-39	0.4%	#DIV/0!	2.0%	0.0%	0.0%	0.0%	0.0%	0.0%	0.0%	0.0%	#DIV/0!	#DIV/0!
40-44	1.2%	#DIV/0!	0.0%	2.7%	0.0%	0.0%	4.5%	0.0%	0.0%	3.2%	#DIV/0!	#DIV/0!
45-49	7.5%	#DIV/0!	4.0%	2.7%	0.0%	0.0%	13.6%	6.7%	9.1%	25.8%	#DIV/0!	#DIV/0!
50-54	24.9%	#DIV/0!	28.0%	32.4%	26.9%	25.0%	27.3%	6.7%	30.3%	19.4%	#DIV/0!	#DIV/0!
55-59	32.0%	#DIV/0!	24.0%	29.7%	38.5%	29.2%	36.4%	40.0%	33.3%	32.3%	#DIV/0!	#DIV/0!
60-64	19.0%	#DIV/0!	20.0%	13.5%	19.2%	37.5%	9.1%	26.7%	18.2%	9.7%	#DIV/0!	#DIV/0!
65-69	4.7%	#DIV/0!	8.0%	5.4%	0.0%	4.2%	0.0%	10.0%	3.0%	3.2%	#DIV/0!	#DIV/0!
70-74	3.6%	#DIV/0!	0.0%	5.4%	7.7%	0.0%	4.5%	3.3%	3.0%	6.5%	#DIV/0!	#DIV/0!
>=75	6.7%	#DIV/0!	14.0%	8.1%	7.7%	4.2%	4.5%	6.7%	3.0%	0.0%	#DIV/0!	#DIV/0!
Total # of vehicle	253	0	50	37	26	24	22	30	33	31	0	0
Average speed	58.4	#DIV/0!	59.7	59.9	58.9	59.6	56.2	59.9	57.1	54.9	#DIV/0!	#DIV/0!
St. Dev.	9.1	#DIV/0!	10.6	11.4	7.2	7.7	11.0	7.7	6.5	7.3	#DIV/0!	#DIV/0!
85th percentile	63.4	#NUM!	67.7	67.6	61.8	63.0	59.9	64.8	61.0	60.5	#NUM!	#NUM!
Min	35.0	0.0	35.0	44.0	50.0	52.0	44.0	46.0	47.0	40.0	0.0	0.0
Max	103.8	0.0	94.7	103.8	79.0	91.0	98.1	88.0	80.9	73.0	0.0	0.0
Range	68.8	0.0	59.7	59.8	29.0	39.0	54.1	42.0	33.9	33.0	0.0	0.0

Vehicle Speed (50-75 FT Vehicles)	Hour											
	Total	20:00-21:00	21:00-22:00	22:00-23:00	23:00-00:00	00:00-01:00	01:00-02:00	02:00-03:00	03:00-04:00	04:00-05:00	05:00-06:00	06:00-07:00
MPH												
< 10	0.0%	#DIV/0!	0.0%	0.0%	0.0%	0.0%	0.0%	0.0%	0.0%	0.0%	#DIV/0!	#DIV/0!
10-14	0.0%	#DIV/0!	0.0%	0.0%	0.0%	0.0%	0.0%	0.0%	0.0%	0.0%	#DIV/0!	#DIV/0!
15-19	0.0%	#DIV/0!	0.0%	0.0%	0.0%	0.0%	0.0%	0.0%	0.0%	0.0%	#DIV/0!	#DIV/0!
20-24	0.0%	#DIV/0!	0.0%	0.0%	0.0%	0.0%	0.0%	0.0%	0.0%	0.0%	#DIV/0!	#DIV/0!
25-29	0.0%	#DIV/0!	0.0%	0.0%	0.0%	0.0%	0.0%	0.0%	0.0%	0.0%	#DIV/0!	#DIV/0!
30-34	0.0%	#DIV/0!	0.0%	0.0%	0.0%	0.0%	0.0%	0.0%	0.0%	0.0%	#DIV/0!	#DIV/0!
35-39	0.0%	#DIV/0!	0.0%	0.0%	0.0%	0.0%	0.0%	0.0%	0.0%	0.0%	#DIV/0!	#DIV/0!
40-44	2.0%	#DIV/0!	0.0%	6.3%	0.0%	10.0%	0.0%	0.0%	0.0%	0.0%	#DIV/0!	#DIV/0!
45-49	8.9%	#DIV/0!	11.8%	12.5%	11.1%	20.0%	12.5%	0.0%	0.0%	0.0%	#DIV/0!	#DIV/0!
50-54	35.6%	#DIV/0!	35.3%	37.5%	66.7%	10.0%	12.5%	27.3%	33.3%	33.3%	#DIV/0!	#DIV/0!
55-59	34.7%	#DIV/0!	23.5%	12.5%	16.7%	40.0%	50.0%	54.5%	50.0%	66.7%	#DIV/0!	#DIV/0!
60-64	14.9%	#DIV/0!	23.5%	18.8%	5.6%	20.0%	25.0%	9.1%	16.7%	0.0%	#DIV/0!	#DIV/0!
65-69	2.0%	#DIV/0!	0.0%	6.3%	0.0%	0.0%	0.0%	9.1%	0.0%	0.0%	#DIV/0!	#DIV/0!
70-74	1.0%	#DIV/0!	0.0%	6.3%	0.0%	0.0%	0.0%	0.0%	0.0%	0.0%	#DIV/0!	#DIV/0!
>=75	1.0%	#DIV/0!	5.9%	0.0%	0.0%	0.0%	0.0%	0.0%	0.0%	0.0%	#DIV/0!	#DIV/0!
Total # of vehicle	101	0	17	16	18	10	8	11	12	9	0	0
Average speed	55.4	#DIV/0!	56.0	55.9	53.2	53.9	56.6	57.5	55.8	55.2	#DIV/0!	#DIV/0!
St. Dev.	5.4	#DIV/0!	7.0	7.7	3.9	5.8	4.5	3.9	3.2	2.4	#DIV/0!	#DIV/0!
85th percentile	61.0	#NUM!	61.6	63.0	56.9	58.6	60.9	60.0	59.4	57.6	#NUM!	#NUM!
Min	41.0	0.0	46.0	41.0	47.0	42.0	48.0	52.0	51.0	52.0	0.0	0.0
Max	75.0	0.0	75.0	73.0	63.0	62.0	62.0	66.0	61.0	59.0	0.0	0.0
Range	34.0	0.0	29.0	32.0	16.0	20.0	14.0	14.0	10.0	7.0	0.0	0.0

Vehicle Speed (+75 FT Vehicles)	Hour											
	Total	20:00-21:00	21:00-22:00	22:00-23:00	23:00-00:00	00:00-01:00	01:00-02:00	02:00-03:00	03:00-04:00	04:00-05:00	05:00-06:00	06:00-07:00
MPH												
< 10	0.0%	#DIV/0!	0.0%	0.0%	0.0%	0.0%	0.0%	0.0%	0.0%	0.0%	#DIV/0!	#DIV/0!
10-14	0.0%	#DIV/0!	0.0%	0.0%	0.0%	0.0%	0.0%	0.0%	0.0%	0.0%	#DIV/0!	#DIV/0!
15-19	0.0%	#DIV/0!	0.0%	0.0%	0.0%	0.0%	0.0%	0.0%	0.0%	0.0%	#DIV/0!	#DIV/0!
20-24	0.0%	#DIV/0!	0.0%	0.0%	0.0%	0.0%	0.0%	0.0%	0.0%	0.0%	#DIV/0!	#DIV/0!
25-29	0.0%	#DIV/0!	0.0%	0.0%	0.0%	0.0%	0.0%	0.0%	0.0%	0.0%	#DIV/0!	#DIV/0!
30-34	0.0%	#DIV/0!	0.0%	0.0%	0.0%	0.0%	0.0%	0.0%	0.0%	0.0%	#DIV/0!	#DIV/0!
35-39	0.0%	#DIV/0!	0.0%	0.0%	0.0%	0.0%	0.0%	0.0%	0.0%	0.0%	#DIV/0!	#DIV/0!
40-44	0.0%	#DIV/0!	0.0%	0.0%	0.0%	0.0%	0.0%	0.0%	0.0%	0.0%	#DIV/0!	#DIV/0!
45-49	0.0%	#DIV/0!	0.0%	0.0%	0.0%	0.0%	0.0%	0.0%	0.0%	0.0%	#DIV/0!	#DIV/0!
50-54	11.8%	#DIV/0!	14.3%	0.0%	12.5%	14.3%	20.0%	0.0%	0.0%	0.0%	#DIV/0!	#DIV/0!
55-59	29.4%	#DIV/0!	42.9%	50.0%	25.0%	42.9%	0.0%	0.0%	33.3%	0.0%	#DIV/0!	#DIV/0!
60-64	29.4%	#DIV/0!	42.9%	50.0%	12.5%	14.3%	20.0%	100.0%	66.7%	0.0%	#DIV/0!	#DIV/0!
65-69	17.6%	#DIV/0!	0.0%	0.0%	25.0%	14.3%	40.0%	0.0%	0.0%	100.0%	#DIV/0!	#DIV/0!
70-74	8.8%	#DIV/0!	0.0%	0.0%	25.0%	0.0%	20.0%	0.0%	0.0%	0.0%	#DIV/0!	#DIV/0!
>=75	2.9%	#DIV/0!	0.0%	0.0%	0.0%	14.3%	0.0%	0.0%	0.0%	0.0%	#DIV/0!	#DIV/0!
Total # of vehicle	34	0	7	2	8	7	5	1	3	1	0	0
Average speed	61.6	#DIV/0!	59.3	60.5	62.6	61.1	64.0	62.0	59.7	69.0	#DIV/0!	#DIV/0!
St. Dev.	6.4	#DIV/0!	4.7	2.1	7.7	8.7	7.4	#DIV/0!	1.5	#DIV/0!	#DIV/0!	#DIV/0!
85th percentile	69.0	#NUM!	64.1	61.6	70.5	66.2	69.4	62.0	60.7	69.0	#NUM!	#NUM!
Min	50.0	0.0	53.0	59.0	51.0	50.0	52.0	62.0	58.0	69.0	0.0	0.0
Max	77.0	0.0	64.9	62.0	71.8	77.0	70.0	62.0	61.0	69.0	0.0	0.0
Range	27.0	0.0	11.9	3.0	20.8	27.0	18.0	0.0	3.0	0.0	0.0	0.0



















## Day 2 Beginning of Taper

Vehicle Speed (all vehicles)	Hour											
	Total	20:00-21:00	21:00-22:00	22:00-23:00	23:00-00:00	00:00-01:00	01:00-02:00	02:00-03:00	03:00-04:00	04:00-05:00	05:00-06:00	06:00-07:00
MPH												
< 10	0.0%	#DIV/0!	0.0%	0.0%	0.0%	0.0%	0.0%	0.0%	0.0%	0.0%	#DIV/0!	#DIV/0!
10-14	0.0%	#DIV/0!	0.0%	0.0%	0.0%	0.0%	0.0%	0.0%	0.0%	0.0%	#DIV/0!	#DIV/0!
15-19	0.5%	#DIV/0!	0.5%	0.0%	0.5%	0.7%	1.0%	0.8%	0.8%	0.6%	#DIV/0!	#DIV/0!
20-24	0.7%	#DIV/0!	0.5%	0.7%	0.5%	0.0%	1.0%	2.4%	0.8%	0.6%	#DIV/0!	#DIV/0!
25-29	2.7%	#DIV/0!	1.2%	2.6%	3.8%	3.4%	3.0%	4.1%	2.3%	4.3%	#DIV/0!	#DIV/0!
30-34	2.2%	#DIV/0!	1.6%	3.0%	1.4%	3.4%	1.0%	2.4%	1.5%	3.7%	#DIV/0!	#DIV/0!
35-39	6.3%	#DIV/0!	5.8%	6.3%	4.8%	7.4%	5.0%	8.1%	7.6%	6.8%	#DIV/0!	#DIV/0!
40-44	13.1%	#DIV/0!	11.1%	12.6%	12.9%	15.4%	15.8%	12.2%	14.4%	15.5%	#DIV/0!	#DIV/0!
45-49	22.2%	#DIV/0!	25.5%	21.1%	19.5%	24.2%	19.8%	21.1%	21.2%	19.9%	#DIV/0!	#DIV/0!
50-54	17.4%	#DIV/0!	18.6%	14.8%	17.6%	16.1%	21.8%	12.2%	19.7%	19.3%	#DIV/0!	#DIV/0!
55-59	14.6%	#DIV/0!	13.9%	15.6%	16.7%	12.8%	12.9%	17.1%	12.9%	14.3%	#DIV/0!	#DIV/0!
60-64	8.6%	#DIV/0!	9.5%	9.3%	10.5%	8.1%	7.9%	5.7%	8.3%	6.2%	#DIV/0!	#DIV/0!
65-69	5.6%	#DIV/0!	6.0%	5.9%	5.7%	4.7%	5.0%	8.1%	6.8%	1.9%	#DIV/0!	#DIV/0!
70-74	2.5%	#DIV/0!	1.6%	3.7%	1.9%	2.7%	3.0%	2.4%	2.3%	3.1%	#DIV/0!	#DIV/0!
>=75	3.6%	#DIV/0!	4.2%	4.4%	4.3%	1.3%	3.0%	3.3%	1.5%	3.7%	#DIV/0!	#DIV/0!
Total # of vehicles	1577	0	431	270	210	149	101	123	132	161	0	0
Average speed	51.5	#DIV/0!	52.4	52.1	52.3	50.0	50.9	50.2	50.6	50.2	#DIV/0!	#DIV/0!
St. Dev.	11.4	#DIV/0!	11.1	11.9	11.6	10.4	11.2	12.2	10.5	11.9	#DIV/0!	#DIV/0!
85th percentile	62.6	#NUM!	62.6	64.6	63.1	60.5	60.6	62.4	60.5	59.4	#NUM!	#NUM!
Min	17.3	0.0	18.3	20.4	17.3	18.3	19.4	18.3	18.3	19.4	0.0	0.0
Max	98.0	0.0	98.0	93.5	86.6	82.1	84.3	76.3	75.2	94.6	0.0	0.0
Range	80.7	0.0	79.7	73.0	69.4	63.8	65.0	57.9	56.9	75.2	0.0	0.0

Vehicle Speed (0-25 FT Vehicles)	Hour											
	Total	20:00-21:00	21:00-22:00	22:00-23:00	23:00-00:00	00:00-01:00	01:00-02:00	02:00-03:00	03:00-04:00	04:00-05:00	05:00-06:00	06:00-07:00
MPH												
< 10	0.0%	#DIV/0!	0.0%	0.0%	0.0%	0.0%	0.0%	0.0%	0.0%	0.0%	#DIV/0!	#DIV/0!
10-14	0.0%	#DIV/0!	0.0%	0.0%	0.0%	0.0%	0.0%	0.0%	0.0%	0.0%	#DIV/0!	#DIV/0!
15-19	0.4%	#DIV/0!	0.6%	0.0%	0.6%	0.0%	1.7%	1.2%	0.0%	0.0%	#DIV/0!	#DIV/0!
20-24	0.6%	#DIV/0!	0.3%	0.5%	0.6%	0.0%	0.0%	2.4%	1.1%	0.9%	#DIV/0!	#DIV/0!
25-29	1.9%	#DIV/0!	0.8%	1.8%	3.6%	2.7%	0.0%	3.6%	1.1%	2.8%	#DIV/0!	#DIV/0!
30-34	2.4%	#DIV/0!	2.0%	2.8%	1.8%	3.6%	1.7%	2.4%	2.2%	3.7%	#DIV/0!	#DIV/0!
35-39	6.1%	#DIV/0!	5.1%	6.0%	4.8%	9.1%	6.7%	8.4%	6.6%	5.6%	#DIV/0!	#DIV/0!
40-44	11.4%	#DIV/0!	10.7%	11.9%	12.1%	8.2%	10.0%	13.3%	12.1%	13.1%	#DIV/0!	#DIV/0!
45-49	19.9%	#DIV/0!	22.8%	19.3%	17.6%	20.0%	18.3%	18.1%	18.7%	18.7%	#DIV/0!	#DIV/0!
50-54	17.5%	#DIV/0!	19.4%	15.1%	17.6%	16.4%	18.3%	9.6%	22.0%	18.7%	#DIV/0!	#DIV/0!
55-59	15.6%	#DIV/0!	14.9%	17.0%	15.8%	17.3%	15.0%	16.9%	12.1%	15.9%	#DIV/0!	#DIV/0!
60-64	10.1%	#DIV/0!	9.6%	10.1%	11.5%	10.9%	13.3%	7.2%	12.1%	7.5%	#DIV/0!	#DIV/0!
65-69	6.5%	#DIV/0!	6.8%	6.4%	6.7%	6.4%	6.7%	9.6%	6.6%	2.8%	#DIV/0!	#DIV/0!
70-74	3.1%	#DIV/0!	2.0%	4.1%	2.4%	3.6%	5.0%	2.4%	3.3%	4.7%	#DIV/0!	#DIV/0!
>=75	4.5%	#DIV/0!	5.1%	5.0%	4.8%	1.8%	3.3%	4.8%	2.2%	5.6%	#DIV/0!	#DIV/0!
Total # of vehicles	1189	0	355	218	165	110	60	83	91	107	0	0
Average speed	52.7	#DIV/0!	53.3	53.1	52.8	52.0	53.1	50.7	51.9	52.2	#DIV/0!	#DIV/0!
St. Dev.	11.7	#DIV/0!	11.4	11.8	12.0	10.6	11.4	12.9	10.5	12.6	#DIV/0!	#DIV/0!
85th percentile	63.9	#NUM!	63.9	64.7	64.7	62.7	63.3	64.8	62.2	62.7	#NUM!	#NUM!
Min	17.3	0.0	18.3	20.4	17.3	27.8	19.4	18.3	22.5	21.5	0.0	0.0
Max	98.0	0.0	98.0	93.5	86.6	82.1	84.3	76.3	75.2	94.6	0.0	0.0
Range	80.7	0.0	79.7	73.0	69.4	54.3	65.0	57.9	52.7	73.1	0.0	0.0

Vehicle Speed (25-50 FT Vehicles)	Hour											
	Total	20:00-21:00	21:00-22:00	22:00-23:00	23:00-00:00	00:00-01:00	01:00-02:00	02:00-03:00	03:00-04:00	04:00-05:00	05:00-06:00	06:00-07:00
MPH												
< 10	0.0%	#DIV/0!	0.0%	0.0%	0.0%	0.0%	0.0%	0.0%	0.0%	0.0%	#DIV/0!	#DIV/0!
10-14	0.0%	#DIV/0!	0.0%	0.0%	0.0%	0.0%	0.0%	0.0%	0.0%	0.0%	#DIV/0!	#DIV/0!
15-19	1.2%	#DIV/0!	0.0%	0.0%	0.0%	4.2%	0.0%	0.0%	3.4%	2.8%	#DIV/0!	#DIV/0!
20-24	1.5%	#DIV/0!	2.0%	2.9%	0.0%	0.0%	3.7%	3.4%	0.0%	0.0%	#DIV/0!	#DIV/0!
25-29	7.7%	#DIV/0!	4.0%	8.8%	6.7%	8.3%	11.1%	6.9%	6.9%	11.1%	#DIV/0!	#DIV/0!
30-34	1.5%	#DIV/0!	0.0%	5.9%	0.0%	0.0%	0.0%	3.4%	0.0%	2.8%	#DIV/0!	#DIV/0!
35-39	7.7%	#DIV/0!	12.0%	8.8%	3.3%	4.2%	0.0%	6.9%	10.3%	11.1%	#DIV/0!	#DIV/0!
40-44	17.4%	#DIV/0!	12.0%	17.6%	20.0%	33.3%	22.2%	6.9%	17.2%	16.7%	#DIV/0!	#DIV/0!
45-49	27.8%	#DIV/0!	36.0%	29.4%	23.3%	37.5%	22.2%	27.6%	24.1%	19.4%	#DIV/0!	#DIV/0!
50-54	16.2%	#DIV/0!	14.0%	11.8%	16.7%	12.5%	25.9%	20.7%	10.3%	19.4%	#DIV/0!	#DIV/0!
55-59	10.4%	#DIV/0!	8.0%	5.9%	16.7%	0.0%	7.4%	17.2%	17.2%	11.1%	#DIV/0!	#DIV/0!
60-64	3.1%	#DIV/0!	8.0%	0.0%	6.7%	0.0%	0.0%	0.0%	0.0%	5.6%	#DIV/0!	#DIV/0!
65-69	3.9%	#DIV/0!	4.0%	5.9%	3.3%	0.0%	3.7%	3.4%	10.3%	0.0%	#DIV/0!	#DIV/0!
70-74	0.4%	#DIV/0!	0.0%	0.0%	0.0%	0.0%	0.0%	3.4%	0.0%	0.0%	#DIV/0!	#DIV/0!
>=75	1.2%	#DIV/0!	0.0%	2.9%	3.3%	0.0%	3.7%	0.0%	0.0%	0.0%	#DIV/0!	#DIV/0!
Total # of vehicle	259	0	50	34	30	24	27	29	29	36	0	0
Average speed	47.1	#DIV/0!	48.0	45.5	50.3	43.6	47.5	48.0	47.7	45.4	#DIV/0!	#DIV/0!
St. Dev.	10.8	#DIV/0!	9.5	12.2	11.0	8.5	12.0	11.0	11.7	10.6	#DIV/0!	#DIV/0!
85th percentile	56.2	#NUM!	56.9	53.2	58.3	49.9	54.7	56.9	58.1	54.7	#NUM!	#NUM!
Min	18.3	0.0	20.4	23.6	27.8	18.3	23.6	21.5	18.3	19.4	0.0	0.0
Max	81.5	0.0	67.8	77.5	81.5	54.1	78.4	70.7	68.9	64.7	0.0	0.0
Range	63.2	0.0	47.4	53.9	53.7	35.8	54.8	49.2	50.6	45.3	0.0	0.0

Vehicle Speed (50-75 FT Vehicles)	Hour											
	Total	20:00-21:00	21:00-22:00	22:00-23:00	23:00-00:00	00:00-01:00	01:00-02:00	02:00-03:00	03:00-04:00	04:00-05:00	05:00-06:00	06:00-07:00
MPH												
< 10	0.0%	#DIV/0!	0.0%	0.0%	0.0%	0.0%	0.0%	0.0%	0.0%	0.0%	#DIV/0!	#DIV/0!
10-14	0.0%	#DIV/0!	0.0%	0.0%	0.0%	0.0%	0.0%	0.0%	0.0%	0.0%	#DIV/0!	#DIV/0!
15-19	0.0%	#DIV/0!	0.0%	0.0%	0.0%	0.0%	0.0%	0.0%	0.0%	0.0%	#DIV/0!	#DIV/0!
20-24	0.0%	#DIV/0!	0.0%	0.0%	0.0%	0.0%	0.0%	0.0%	0.0%	0.0%	#DIV/0!	#DIV/0!
25-29	0.0%	#DIV/0!	0.0%	0.0%	0.0%	0.0%	0.0%	0.0%	0.0%	0.0%	#DIV/0!	#DIV/0!
30-34	1.7%	#DIV/0!	0.0%	0.0%	0.0%	6.7%	0.0%	0.0%	0.0%	5.9%	#DIV/0!	#DIV/0!
35-39	6.0%	#DIV/0!	5.0%	6.3%	7.7%	0.0%	7.7%	10.0%	8.3%	5.9%	#DIV/0!	#DIV/0!
40-44	21.6%	#DIV/0!	15.0%	12.5%	7.7%	40.0%	30.8%	20.0%	25.0%	23.5%	#DIV/0!	#DIV/0!
45-49	31.9%	#DIV/0!	40.0%	31.3%	30.8%	33.3%	23.1%	30.0%	33.3%	29.4%	#DIV/0!	#DIV/0!
50-54	20.7%	#DIV/0!	20.0%	18.8%	23.1%	20.0%	23.1%	10.0%	25.0%	23.5%	#DIV/0!	#DIV/0!
55-59	12.9%	#DIV/0!	10.0%	18.8%	23.1%	0.0%	15.4%	20.0%	8.3%	11.8%	#DIV/0!	#DIV/0!
60-64	5.2%	#DIV/0!	10.0%	12.5%	7.7%	0.0%	0.0%	10.0%	0.0%	0.0%	#DIV/0!	#DIV/0!
65-69	0.0%	#DIV/0!	0.0%	0.0%	0.0%	0.0%	0.0%	0.0%	0.0%	0.0%	#DIV/0!	#DIV/0!
70-74	0.0%	#DIV/0!	0.0%	0.0%	0.0%	0.0%	0.0%	0.0%	0.0%	0.0%	#DIV/0!	#DIV/0!
>=75	0.0%	#DIV/0!	0.0%	0.0%	0.0%	0.0%	0.0%	0.0%	0.0%	0.0%	#DIV/0!	#DIV/0!
Total # of vehicle	116	0	20	16	13	15	13	10	12	17	0	0
Average speed	48.8	#DIV/0!	49.4	50.8	50.5	46.0	48.1	50.1	47.7	47.7	#DIV/0!	#DIV/0!
St. Dev.	6.4	#DIV/0!	6.5	7.2	6.6	5.7	5.8	7.8	5.7	6.1	#DIV/0!	#DIV/0!
85th percentile	56.0	#NUM!	55.3	57.8	56.2	51.8	53.7	59.0	52.1	52.7	#NUM!	#NUM!
Min	32.0	0.0	37.3	37.3	35.2	32.0	36.2	39.4	37.3	34.1	0.0	0.0
Max	63.6	0.0	61.5	63.6	60.5	54.1	56.2	60.5	59.4	57.3	0.0	0.0
Range	31.6	0.0	24.2	26.3	25.3	22.1	20.0	21.1	22.1	23.2	0.0	0.0

Vehicle Speed (+75 FT Vehicles)	Hour											
	Total	20:00-21:00	21:00-22:00	22:00-23:00	23:00-00:00	00:00-01:00	01:00-02:00	02:00-03:00	03:00-04:00	04:00-05:00	05:00-06:00	06:00-07:00
MPH												
< 10	0.0%	#DIV/0!	0.0%	0.0%	0.0%	#DIV/0!	0.0%	0.0%	#DIV/0!	0.0%	#DIV/0!	#DIV/0!
10-14	0.0%	#DIV/0!	0.0%	0.0%	0.0%	#DIV/0!	0.0%	0.0%	#DIV/0!	0.0%	#DIV/0!	#DIV/0!
15-19	0.0%	#DIV/0!	0.0%	0.0%	0.0%	#DIV/0!	0.0%	0.0%	#DIV/0!	0.0%	#DIV/0!	#DIV/0!
20-24	0.0%	#DIV/0!	0.0%	0.0%	0.0%	#DIV/0!	0.0%	0.0%	#DIV/0!	0.0%	#DIV/0!	#DIV/0!
25-29	0.0%	#DIV/0!	0.0%	0.0%	0.0%	#DIV/0!	0.0%	0.0%	#DIV/0!	0.0%	#DIV/0!	#DIV/0!
30-34	0.0%	#DIV/0!	0.0%	0.0%	0.0%	#DIV/0!	0.0%	0.0%	#DIV/0!	0.0%	#DIV/0!	#DIV/0!
35-39	0.0%	#DIV/0!	0.0%	0.0%	0.0%	#DIV/0!	0.0%	0.0%	#DIV/0!	0.0%	#DIV/0!	#DIV/0!
40-44	 15.4%	#DIV/0!	 16.7%	0.0%	0.0%	#DIV/0!	0.0%	0.0%	#DIV/0!	 100.0%	#DIV/0!	#DIV/0!
45-49	 30.8%	#DIV/0!	 50.0%	0.0%	 50.0%	#DIV/0!	0.0%	0.0%	#DIV/0!	0.0%	#DIV/0!	#DIV/0!
50-54	 7.7%	#DIV/0!	0.0%	0.0%	0.0%	#DIV/0!	 100.0%	0.0%	#DIV/0!	0.0%	#DIV/0!	#DIV/0!
55-59	 15.4%	#DIV/0!	 16.7%	0.0%	 50.0%	#DIV/0!	0.0%	0.0%	#DIV/0!	0.0%	#DIV/0!	#DIV/0!
60-64	 15.4%	#DIV/0!	 16.7%	 50.0%	0.0%	#DIV/0!	0.0%	0.0%	#DIV/0!	0.0%	#DIV/0!	#DIV/0!
65-69	 7.7%	#DIV/0!	0.0%	0.0%	0.0%	#DIV/0!	0.0%	 100.0%	#DIV/0!	0.0%	#DIV/0!	#DIV/0!
70-74	 7.7%	#DIV/0!	0.0%	 50.0%	0.0%	#DIV/0!	0.0%	0.0%	#DIV/0!	0.0%	#DIV/0!	#DIV/0!
>=75	0.0%	#DIV/0!	0.0%	0.0%	0.0%	#DIV/0!	0.0%	0.0%	#DIV/0!	0.0%	#DIV/0!	#DIV/0!
Total # of vehicle	13	0	6	2	2	0	1	1	0	1	0	0
Average speed	54.4	#DIV/0!	50.4	68.4	51.5	#DIV/0!	51.0	69.9	#DIV/0!	43.6	#DIV/0!	#DIV/0!
St. Dev.	9.9	#DIV/0!	6.3	6.7	8.2	#DIV/0!	#DIV/0!	#DIV/0!	#DIV/0!	#DIV/0!	#DIV/0!	#DIV/0!
85th percentile	64.9	#NUM!	56.5	71.7	55.6	#NUM!	51.0	69.9	#NUM!	43.6	#NUM!	#NUM!
Min	42.5	0.0	42.5	63.6	45.7	0.0	51.0	69.9	0.0	43.6	0.0	0.0
Max	73.1	0.0	60.5	73.1	57.3	0.0	51.0	69.9	0.0	43.6	0.0	0.0
Range	30.5	0.0	17.9	9.5	11.6	0.0	0.0	0.0	0.0	0.0	0.0	0.0

Day 2 End of Taper

		Hour										
Vehicle Speed (all vehicles)	Total	20:00-21:00	21:00-22:00	22:00-23:00	23:00-00:00	00:00-01:00	01:00-02:00	02:00-03:00	03:00-04:00	04:00-05:00	05:00-06:00	06:00-07:00
MPH												
< 10	0.0%	#DIV/0!	0.0%	0.0%	0.0%	0.0%	0.0%	0.0%	0.0%	0.0%	#DIV/0!	#DIV/0!
10-14	0.0%	#DIV/0!	0.0%	0.0%	0.0%	0.0%	0.0%	0.0%	0.0%	0.0%	#DIV/0!	#DIV/0!
15-19	0.0%	#DIV/0!	0.0%	0.0%	0.0%	0.0%	0.0%	0.0%	0.0%	0.0%	#DIV/0!	#DIV/0!
20-24	0.1%	#DIV/0!	0.0%	0.4%	0.0%	0.7%	0.0%	0.0%	0.0%	0.0%	#DIV/0!	#DIV/0!
25-29	0.8%	#DIV/0!	0.8%	0.8%	1.1%	0.0%	2.0%	0.8%	1.6%	0.0%	#DIV/0!	#DIV/0!
30-34	1.2%	#DIV/0!	1.3%	1.6%	0.5%	0.7%	2.0%	0.8%	1.6%	0.7%	#DIV/0!	#DIV/0!
35-39	2.7%	#DIV/0!	3.1%	2.7%	1.1%	2.2%	4.1%	4.2%	1.6%	2.6%	#DIV/0!	#DIV/0!
40-44	9.0%	#DIV/0!	9.6%	10.5%	9.8%	7.4%	8.2%	9.2%	4.7%	9.2%	#DIV/0!	#DIV/0!
45-49	21.3%	#DIV/0!	22.9%	21.7%	18.5%	20.0%	15.3%	21.0%	21.3%	25.0%	#DIV/0!	#DIV/0!
50-54	24.4%	#DIV/0!	25.3%	21.3%	26.1%	20.7%	29.6%	18.5%	28.3%	26.3%	#DIV/0!	#DIV/0!
55-59	17.3%	#DIV/0!	15.4%	20.2%	19.0%	15.6%	17.3%	21.8%	20.5%	10.5%	#DIV/0!	#DIV/0!
60-64	10.6%	#DIV/0!	10.4%	7.8%	9.2%	20.7%	10.2%	9.2%	8.7%	11.2%	#DIV/0!	#DIV/0!
65-69	7.1%	#DIV/0!	7.3%	7.0%	7.6%	5.2%	7.1%	5.9%	5.5%	10.5%	#DIV/0!	#DIV/0!
70-74	2.3%	#DIV/0!	1.6%	2.3%	2.2%	3.7%	0.0%	5.0%	3.1%	1.3%	#DIV/0!	#DIV/0!
>=75	3.3%	#DIV/0!	2.3%	3.9%	4.9%	3.0%	4.1%	3.4%	3.1%	2.6%	#DIV/0!	#DIV/0!
Total # of vehicles	1457	0	384	258	184	135	98	119	127	152	0	0
Average speed	53.9	#DIV/0!	53.2	53.6	54.5	54.9	53.5	54.2	54.0	54.0	#DIV/0!	#DIV/0!
St. Dev.	9.4	#DIV/0!	9.1	10.0	9.1	8.9	9.9	10.0	9.6	8.9	#DIV/0!	#DIV/0!
85th percentile	63.6	#NUM!	62.7	63.6	64.5	63.6	61.8	63.9	61.8	64.5	#NUM!	#NUM!
Min	23.5	0.0	26.2	23.5	28.9	24.4	28.9	28.9	25.3	34.2	0.0	0.0
Max	85.0	0.0	81.4	82.3	78.8	77.0	80.6	82.3	85.0	82.3	0.0	0.0
Range	61.5	0.0	55.3	58.8	49.9	52.6	51.7	53.5	59.7	48.1	0.0	0.0

		Hour										
Vehicle Speed (0-25 FT Vehicles)	Total	20:00-21:00	21:00-22:00	22:00-23:00	23:00-00:00	00:00-01:00	01:00-02:00	02:00-03:00	03:00-04:00	04:00-05:00	05:00-06:00	06:00-07:00
MPH												
< 10	0.0%	#DIV/0!	0.0%	0.0%	0.0%	0.0%	0.0%	0.0%	0.0%	0.0%	#DIV/0!	#DIV/0!
10-14	0.0%	#DIV/0!	0.0%	0.0%	0.0%	0.0%	0.0%	0.0%	0.0%	0.0%	#DIV/0!	#DIV/0!
15-19	0.0%	#DIV/0!	0.0%	0.0%	0.0%	0.0%	0.0%	0.0%	0.0%	0.0%	#DIV/0!	#DIV/0!
20-24	0.2%	#DIV/0!	0.0%	0.6%	0.0%	1.2%	0.0%	0.0%	0.0%	0.0%	#DIV/0!	#DIV/0!
25-29	1.0%	#DIV/0!	1.1%	0.6%	1.7%	0.0%	2.6%	0.0%	2.9%	0.0%	#DIV/0!	#DIV/0!
30-34	1.8%	#DIV/0!	1.4%	2.3%	0.9%	1.2%	5.3%	1.6%	2.9%	1.4%	#DIV/0!	#DIV/0!
35-39	3.4%	#DIV/0!	3.3%	3.4%	1.7%	3.6%	7.9%	4.9%	2.9%	2.7%	#DIV/0!	#DIV/0!
40-44	8.0%	#DIV/0!	9.8%	9.1%	9.4%	6.0%	5.3%	3.3%	4.4%	6.8%	#DIV/0!	#DIV/0!
45-49	19.6%	#DIV/0!	20.3%	19.9%	18.8%	13.1%	10.5%	24.6%	25.0%	20.5%	#DIV/0!	#DIV/0!
50-54	22.5%	#DIV/0!	25.7%	22.7%	20.5%	15.5%	28.9%	13.1%	19.1%	28.8%	#DIV/0!	#DIV/0!
55-59	16.9%	#DIV/0!	14.9%	19.9%	17.1%	17.9%	15.8%	23.0%	22.1%	6.8%	#DIV/0!	#DIV/0!
60-64	12.9%	#DIV/0!	12.3%	10.8%	9.4%	26.2%	15.8%	8.2%	8.8%	16.4%	#DIV/0!	#DIV/0!
65-69	7.7%	#DIV/0!	8.0%	8.5%	9.4%	6.0%	2.6%	8.2%	5.9%	8.2%	#DIV/0!	#DIV/0!
70-74	2.6%	#DIV/0!	1.4%	0.6%	3.4%	6.0%	0.0%	8.2%	2.9%	2.7%	#DIV/0!	#DIV/0!
>=75	3.5%	#DIV/0!	1.8%	1.7%	7.7%	3.6%	5.3%	4.9%	2.9%	5.5%	#DIV/0!	#DIV/0!
Total # of vehicles	893	0	276	176	117	84	38	61	68	73	0	0
Average speed	54.1	#DIV/0!	53.3	53.2	55.1	56.1	52.6	55.8	53.3	55.0	#DIV/0!	#DIV/0!
St. Dev.	9.9	#DIV/0!	9.3	9.4	10.3	9.8	11.1	10.8	11.0	10.0	#DIV/0!	#DIV/0!
85th percentile	64.5	#NUM!	63.4	63.4	66.3	64.5	60.9	68.1	61.8	64.8	#NUM!	#NUM!
Min	23.5	0.0	26.2	23.5	28.9	24.4	28.9	33.3	25.3	34.2	0.0	0.0
Max	85.0	0.0	80.6	81.4	78.8	76.1	80.6	82.3	85.0	82.3	0.0	0.0
Range	61.5	0.0	54.4	57.9	49.9	51.7	51.7	49.0	59.7	48.1	0.0	0.0



		Hour										
Vehicle Speed (25-50 FT Vehicles)	Total	20:00-21:00	21:00-22:00	22:00-23:00	23:00-00:00	00:00-01:00	01:00-02:00	02:00-03:00	03:00-04:00	04:00-05:00	05:00-06:00	06:00-07:00
		MPH										
< 10	0.0%	#DIV/0!	0.0%	0.0%	0.0%	0.0%	0.0%	0.0%	0.0%	0.0%	#DIV/0!	#DIV/0!
10-14	0.0%	#DIV/0!	0.0%	0.0%	0.0%	0.0%	0.0%	0.0%	0.0%	0.0%	#DIV/0!	#DIV/0!
15-19	0.0%	#DIV/0!	0.0%	0.0%	0.0%	0.0%	0.0%	0.0%	0.0%	0.0%	#DIV/0!	#DIV/0!
20-24	0.0%	#DIV/0!	0.0%	0.0%	0.0%	0.0%	0.0%	0.0%	0.0%	0.0%	#DIV/0!	#DIV/0!
25-29	0.6%	#DIV/0!	0.0%	0.0%	0.0%	0.0%	2.9%	3.0%	0.0%	0.0%	#DIV/0!	#DIV/0!
30-34	0.3%	#DIV/0!	1.7%	0.0%	0.0%	0.0%	0.0%	0.0%	0.0%	0.0%	#DIV/0!	#DIV/0!
35-39	1.6%	#DIV/0!	1.7%	0.0%	0.0%	0.0%	2.9%	3.0%	0.0%	4.3%	#DIV/0!	#DIV/0!
40-44	9.7%	#DIV/0!	5.2%	14.9%	8.6%	11.1%	11.8%	15.2%	5.0%	8.5%	#DIV/0!	#DIV/0!
45-49	24.0%	#DIV/0!	29.3%	21.3%	22.9%	29.6%	20.6%	21.2%	15.0%	29.8%	#DIV/0!	#DIV/0!
50-54	23.7%	#DIV/0!	22.4%	14.9%	34.3%	25.9%	29.4%	15.2%	35.0%	17.0%	#DIV/0!	#DIV/0!
55-59	15.6%	#DIV/0!	10.3%	19.1%	20.0%	7.4%	11.8%	18.2%	22.5%	14.9%	#DIV/0!	#DIV/0!
60-64	8.4%	#DIV/0!	10.3%	2.1%	5.7%	14.8%	2.9%	15.2%	7.5%	10.6%	#DIV/0!	#DIV/0!
65-69	9.0%	#DIV/0!	8.6%	6.4%	8.6%	7.4%	11.8%	6.1%	7.5%	14.9%	#DIV/0!	#DIV/0!
70-74	2.5%	#DIV/0!	3.4%	8.5%	0.0%	0.0%	0.0%	3.0%	2.5%	0.0%	#DIV/0!	#DIV/0!
>=75	4.7%	#DIV/0!	6.9%	12.8%	0.0%	3.7%	5.9%	0.0%	5.0%	0.0%	#DIV/0!	#DIV/0!
Total # of vehicle	321	0	58	47	35	27	34	33	40	47	0	0
Average speed	54.6	#DIV/0!	55.2	56.9	53.7	54.0	53.6	52.5	55.6	54.1	#DIV/0!	#DIV/0!
St. Dev.	9.5	#DIV/0!	10.3	11.9	6.7	8.0	11.0	9.3	8.2	8.4	#DIV/0!	#DIV/0!
85th percentile	65.4	#NUM!	66.3	72.8	59.1	61.8	65.6	61.1	62.4	64.6	#NUM!	#NUM!
Min	28.9	0.0	34.2	43.1	41.3	44.0	29.7	28.9	44.0	38.7	0.0	0.0
Max	85.0	0.0	81.4	82.3	69.9	77.0	79.7	72.5	85.0	69.9	0.0	0.0
Range	56.2	0.0	47.2	39.2	28.5	33.0	49.9	43.7	41.0	31.2	0.0	0.0

		Hour										
Vehicle Speed (50-75 FT Vehicles)	Total	20:00-21:00	21:00-22:00	22:00-23:00	23:00-00:00	00:00-01:00	01:00-02:00	02:00-03:00	03:00-04:00	04:00-05:00	05:00-06:00	06:00-07:00
		MPH										
< 10	0.0%	#DIV/0!	0.0%	0.0%	0.0%	0.0%	0.0%	0.0%	0.0%	0.0%	#DIV/0!	#DIV/0!
10-14	0.0%	#DIV/0!	0.0%	0.0%	0.0%	0.0%	0.0%	0.0%	0.0%	0.0%	#DIV/0!	#DIV/0!
15-19	0.0%	#DIV/0!	0.0%	0.0%	0.0%	0.0%	0.0%	0.0%	0.0%	0.0%	#DIV/0!	#DIV/0!
20-24	0.0%	#DIV/0!	0.0%	0.0%	0.0%	0.0%	0.0%	0.0%	0.0%	0.0%	#DIV/0!	#DIV/0!
25-29	0.6%	#DIV/0!	0.0%	5.3%	0.0%	0.0%	0.0%	0.0%	0.0%	0.0%	#DIV/0!	#DIV/0!
30-34	0.0%	#DIV/0!	0.0%	0.0%	0.0%	0.0%	0.0%	0.0%	0.0%	0.0%	#DIV/0!	#DIV/0!
35-39	1.3%	#DIV/0!	6.9%	0.0%	0.0%	0.0%	0.0%	0.0%	0.0%	0.0%	#DIV/0!	#DIV/0!
40-44	14.1%	#DIV/0!	13.8%	15.8%	17.4%	14.3%	14.3%	20.0%	0.0%	14.8%	#DIV/0!	#DIV/0!
45-49	27.6%	#DIV/0!	37.9%	26.3%	17.4%	42.9%	28.6%	13.3%	20.0%	29.6%	#DIV/0!	#DIV/0!
50-54	35.9%	#DIV/0!	24.1%	31.6%	39.1%	28.6%	28.6%	46.7%	60.0%	37.0%	#DIV/0!	#DIV/0!
55-59	16.0%	#DIV/0!	13.8%	21.1%	17.4%	14.3%	28.6%	20.0%	6.7%	11.1%	#DIV/0!	#DIV/0!
60-64	1.9%	#DIV/0!	0.0%	0.0%	8.7%	0.0%	0.0%	0.0%	6.7%	0.0%	#DIV/0!	#DIV/0!
65-69	1.9%	#DIV/0!	3.4%	0.0%	0.0%	0.0%	0.0%	0.0%	0.0%	7.4%	#DIV/0!	#DIV/0!
70-74	0.6%	#DIV/0!	0.0%	0.0%	0.0%	0.0%	0.0%	0.0%	6.7%	0.0%	#DIV/0!	#DIV/0!
>=75	0.0%	#DIV/0!	0.0%	0.0%	0.0%	0.0%	0.0%	0.0%	0.0%	0.0%	#DIV/0!	#DIV/0!
Total # of vehicle	156	0	29	19	23	14	14	15	15	27	0	0
Average speed	50.9	#DIV/0!	49.2	49.6	51.3	49.7	51.9	51.3	53.6	51.4	#DIV/0!	#DIV/0!
St. Dev.	6.0	#DIV/0!	6.3	7.5	6.0	4.3	5.0	4.8	6.7	5.9	#DIV/0!	#DIV/0!
85th percentile	56.5	#NUM!	54.9	56.8	57.7	54.8	57.4	56.3	57.1	55.6	#NUM!	#NUM!
Min	26.2	0.0	36.9	26.2	42.2	44.0	43.1	44.0	46.7	43.1	0.0	0.0
Max	73.4	0.0	69.9	59.2	63.6	56.5	59.2	58.3	73.4	69.9	0.0	0.0
Range	47.2	0.0	33.0	33.0	21.4	12.5	16.0	14.3	26.7	26.7	0.0	0.0

Vehicle Speed (+75 FT Vehicles)	Hour											
	Total	20:00-21:00	21:00-22:00	22:00-23:00	23:00-00:00	00:00-01:00	01:00-02:00	02:00-03:00	03:00-04:00	04:00-05:00	05:00-06:00	06:00-07:00
MPH												
< 10	0.0%	#DIV/0!	0.0%	0.0%	0.0%	0.0%	0.0%	0.0%	0.0%	0.0%	#DIV/0!	#DIV/0!
10-14	0.0%	#DIV/0!	0.0%	0.0%	0.0%	0.0%	0.0%	0.0%	0.0%	0.0%	#DIV/0!	#DIV/0!
15-19	0.0%	#DIV/0!	0.0%	0.0%	0.0%	0.0%	0.0%	0.0%	0.0%	0.0%	#DIV/0!	#DIV/0!
20-24	0.0%	#DIV/0!	0.0%	0.0%	0.0%	0.0%	0.0%	0.0%	0.0%	0.0%	#DIV/0!	#DIV/0!
25-29	0.0%	#DIV/0!	0.0%	0.0%	0.0%	0.0%	0.0%	0.0%	0.0%	0.0%	#DIV/0!	#DIV/0!
30-34	0.0%	#DIV/0!	0.0%	0.0%	0.0%	0.0%	0.0%	0.0%	0.0%	0.0%	#DIV/0!	#DIV/0!
35-39	2.3%	#DIV/0!	0.0%	6.3%	0.0%	0.0%	0.0%	10.0%	0.0%	0.0%	#DIV/0!	#DIV/0!
40-44	8.0%	#DIV/0!	14.3%	6.3%	0.0%	0.0%	0.0%	10.0%	25.0%	20.0%	#DIV/0!	#DIV/0!
45-49	17.2%	#DIV/0!	19.0%	37.5%	0.0%	20.0%	0.0%	10.0%	25.0%	20.0%	#DIV/0!	#DIV/0!
50-54	25.3%	#DIV/0!	28.6%	12.5%	33.3%	40.0%	33.3%	20.0%	0.0%	20.0%	#DIV/0!	#DIV/0!
55-59	29.9%	#DIV/0!	38.1%	25.0%	44.4%	20.0%	25.0%	30.0%	25.0%	20.0%	#DIV/0!	#DIV/0!
60-64	10.3%	#DIV/0!	0.0%	0.0%	22.2%	20.0%	25.0%	10.0%	25.0%	0.0%	#DIV/0!	#DIV/0!
65-69	3.4%	#DIV/0!	0.0%	0.0%	0.0%	0.0%	16.7%	0.0%	0.0%	20.0%	#DIV/0!	#DIV/0!
70-74	1.1%	#DIV/0!	0.0%	6.3%	0.0%	0.0%	0.0%	0.0%	0.0%	0.0%	#DIV/0!	#DIV/0!
>=75	2.3%	#DIV/0!	0.0%	6.3%	0.0%	0.0%	0.0%	10.0%	0.0%	0.0%	#DIV/0!	#DIV/0!
Total # of vehicle	87	0	21	16	9	10	12	10	4	5	0	0
Average speed	54.4	#DIV/0!	52.2	53.4	56.9	54.6	58.2	54.4	52.5	54.2	#DIV/0!	#DIV/0!
St. Dev.	7.8	#DIV/0!	5.4	10.7	4.8	5.5	5.0	11.9	8.7	8.5	#DIV/0!	#DIV/0!
85th percentile	60.9	#NUM!	58.3	58.3	62.6	60.0	63.1	61.7	59.7	61.7	#NUM!	#NUM!
Min	36.9	0.0	40.4	37.8	50.3	45.8	51.1	36.9	42.2	44.0	0.0	0.0
Max	79.7	0.0	59.2	78.8	64.5	63.6	65.4	79.7	60.9	65.4	0.0	0.0
Range	42.8	0.0	18.7	41.0	14.3	17.8	14.3	42.8	18.7	21.4	0.0	0.0

Day 2 1<sup>st</sup> WZ

		Hour										
Vehicle Speed (all vehicles)	Total	20:00-21:00	21:00-22:00	22:00-23:00	23:00-00:00	00:00-01:00	01:00-02:00	02:00-03:00	03:00-04:00	04:00-05:00	05:00-06:00	06:00-07:00
		MPH										
< 10	0.7%	#DIV/0!	0.2%	0.8%	0.7%	2.8%	0.0%	0.0%	0.0%	0.7%	#DIV/0!	#DIV/0!
10-14	0.7%	#DIV/0!	0.0%	1.1%	0.7%	2.8%	0.0%	0.0%	0.0%	0.7%	#DIV/0!	#DIV/0!
15-19	1.6%	#DIV/0!	0.9%	1.1%	2.6%	6.1%	1.0%	0.8%	0.0%	0.0%	#DIV/0!	#DIV/0!
20-24	3.6%	#DIV/0!	2.9%	3.4%	4.6%	10.3%	0.0%	3.9%	0.7%	0.0%	#DIV/0!	#DIV/0!
25-29	5.8%	#DIV/0!	5.7%	5.0%	6.0%	17.4%	1.0%	2.3%	2.2%	0.7%	#DIV/0!	#DIV/0!
30-34	10.6%	#DIV/0!	13.9%	8.8%	11.3%	18.3%	6.8%	5.5%	6.0%	3.3%	#DIV/0!	#DIV/0!
35-39	14.7%	#DIV/0!	20.5%	18.0%	19.2%	11.3%	15.5%	7.8%	9.0%	2.0%	#DIV/0!	#DIV/0!
40-44	21.6%	#DIV/0!	22.0%	20.7%	26.5%	13.6%	28.2%	25.0%	17.9%	24.7%	#DIV/0!	#DIV/0!
45-49	13.4%	#DIV/0!	13.9%	16.1%	9.3%	5.6%	13.6%	14.8%	16.4%	18.7%	#DIV/0!	#DIV/0!
50-54	12.8%	#DIV/0!	12.1%	13.4%	9.9%	3.3%	16.5%	16.4%	20.1%	18.0%	#DIV/0!	#DIV/0!
55-59	7.1%	#DIV/0!	4.4%	4.6%	4.0%	3.8%	5.8%	10.9%	14.9%	18.0%	#DIV/0!	#DIV/0!
60-64	2.8%	#DIV/0!	1.5%	3.4%	0.7%	0.9%	2.9%	5.5%	4.5%	6.0%	#DIV/0!	#DIV/0!
65-69	2.2%	#DIV/0!	0.9%	1.5%	3.3%	1.9%	3.9%	3.9%	3.0%	3.3%	#DIV/0!	#DIV/0!
70-74	0.9%	#DIV/0!	0.4%	0.8%	0.7%	0.9%	1.9%	0.8%	2.2%	0.7%	#DIV/0!	#DIV/0!
>=75	1.5%	#DIV/0!	0.7%	1.1%	0.7%	0.9%	2.9%	2.3%	3.0%	3.3%	#DIV/0!	#DIV/0!
Total # of vehicles	1594	0	454	261	151	213	103	128	134	150	0	0
Average speed	43.1	#DIV/0!	41.8	43.0	40.7	34.3	46.7	47.5	49.5	50.3	#DIV/0!	#DIV/0!
St. Dev.	12.2	#DIV/0!	10.0	11.5	11.3	13.4	10.7	12.4	11.5	10.6	#DIV/0!	#DIV/0!
85th percentile	54.0	#NUM!	51.4	51.6	51.4	47.5	55.3	57.9	59.2	59.2	#NUM!	#NUM!
Min	3.2	0.0	9.7	8.4	3.2	5.8	18.9	18.9	20.2	7.1	0.0	0.0
Max	90.4	0.0	86.5	82.6	74.8	76.1	82.6	90.4	89.1	83.9	0.0	0.0
Range	87.1	0.0	76.7	74.1	71.5	70.2	63.7	71.5	68.9	76.7	0.0	0.0

		Hour										
Vehicle Speed (0-25 FT Vehicles)	Total	20:00-21:00	21:00-22:00	22:00-23:00	23:00-00:00	00:00-01:00	01:00-02:00	02:00-03:00	03:00-04:00	04:00-05:00	05:00-06:00	06:00-07:00
		MPH										
< 10	0.8%	#DIV/0!	0.3%	0.9%	0.9%	2.5%	0.0%	0.0%	0.0%	1.1%	#DIV/0!	#DIV/0!
10-14	0.9%	#DIV/0!	0.0%	0.9%	0.9%	3.8%	0.0%	0.0%	0.0%	1.1%	#DIV/0!	#DIV/0!
15-19	1.5%	#DIV/0!	0.8%	0.9%	0.9%	6.4%	1.8%	0.0%	0.0%	0.0%	#DIV/0!	#DIV/0!
20-24	3.7%	#DIV/0!	3.0%	2.8%	5.4%	10.8%	0.0%	2.5%	1.2%	0.0%	#DIV/0!	#DIV/0!
25-29	5.7%	#DIV/0!	6.0%	2.4%	5.4%	17.8%	0.0%	2.5%	3.6%	0.0%	#DIV/0!	#DIV/0!
30-34	10.3%	#DIV/0!	12.8%	8.5%	12.5%	19.1%	8.8%	2.5%	3.6%	1.1%	#DIV/0!	#DIV/0!
35-39	13.9%	#DIV/0!	19.3%	19.0%	14.3%	9.6%	12.3%	3.8%	9.6%	1.1%	#DIV/0!	#DIV/0!
40-44	21.5%	#DIV/0!	22.1%	20.9%	25.9%	14.0%	26.3%	27.8%	13.3%	26.6%	#DIV/0!	#DIV/0!
45-49	12.8%	#DIV/0!	14.7%	17.1%	8.9%	5.1%	7.0%	12.7%	15.7%	13.8%	#DIV/0!	#DIV/0!
50-54	14.3%	#DIV/0!	13.4%	16.1%	12.5%	3.8%	22.8%	16.5%	21.7%	20.2%	#DIV/0!	#DIV/0!
55-59	7.6%	#DIV/0!	4.9%	4.3%	5.4%	3.2%	10.5%	13.9%	18.1%	19.1%	#DIV/0!	#DIV/0!
60-64	2.7%	#DIV/0!	1.4%	3.3%	0.9%	0.6%	1.8%	6.3%	4.8%	7.4%	#DIV/0!	#DIV/0!
65-69	2.3%	#DIV/0!	0.8%	1.4%	4.5%	1.9%	3.5%	6.3%	2.4%	4.3%	#DIV/0!	#DIV/0!
70-74	0.7%	#DIV/0!	0.0%	0.5%	0.9%	0.6%	1.8%	1.3%	2.4%	1.1%	#DIV/0!	#DIV/0!
>=75	1.5%	#DIV/0!	0.5%	0.9%	0.9%	0.6%	3.5%	3.8%	3.6%	3.2%	#DIV/0!	#DIV/0!
Total # of vehicles	1160	0	367	211	112	157	57	79	83	94	0	0
Average speed	43.3	#DIV/0!	42.0	43.5	41.9	33.8	47.8	50.3	50.3	51.0	#DIV/0!	#DIV/0!
St. Dev.	12.3	#DIV/0!	9.9	10.8	11.9	13.2	11.6	12.6	12.0	11.0	#DIV/0!	#DIV/0!
85th percentile	54.0	#NUM!	51.4	51.4	52.7	46.9	56.6	61.8	59.2	60.5	#NUM!	#NUM!
Min	3.2	0.0	9.7	8.4	3.2	7.1	18.9	21.5	20.2	7.1	0.0	0.0
Max	90.4	0.0	86.5	78.7	74.8	76.1	82.6	90.4	89.1	83.9	0.0	0.0
Range	87.1	0.0	76.7	70.2	71.5	68.9	63.7	68.9	68.9	76.7	0.0	0.0

		Hour										
Vehicle Speed (25-50 FT Vehicles)	Total	20:00-21:00	21:00-22:00	22:00-23:00	23:00-00:00	00:00-01:00	01:00-02:00	02:00-03:00	03:00-04:00	04:00-05:00	05:00-06:00	06:00-07:00
		MPH										
< 10	0.9%	#DIV/0!	0.0%	0.0%	0.0%	10.0%	0.0%	0.0%	0.0%	0.0%	#DIV/0!	#DIV/0!
10-14	0.4%	#DIV/0!	0.0%	4.0%	0.0%	0.0%	0.0%	0.0%	0.0%	0.0%	#DIV/0!	#DIV/0!
15-19	1.3%	#DIV/0!	2.0%	0.0%	9.1%	0.0%	0.0%	3.2%	0.0%	0.0%	#DIV/0!	#DIV/0!
20-24	2.2%	#DIV/0!	0.0%	4.0%	0.0%	5.0%	0.0%	9.7%	0.0%	0.0%	#DIV/0!	#DIV/0!
25-29	3.0%	#DIV/0!	2.0%	8.0%	0.0%	15.0%	0.0%	0.0%	0.0%	2.9%	#DIV/0!	#DIV/0!
30-34	9.1%	#DIV/0!	16.3%	16.0%	0.0%	0.0%	0.0%	12.9%	7.1%	8.6%	#DIV/0!	#DIV/0!
35-39	13.5%	#DIV/0!	18.4%	16.0%	18.2%	20.0%	19.4%	12.9%	3.6%	2.9%	#DIV/0!	#DIV/0!
40-44	26.5%	#DIV/0!	30.6%	20.0%	45.5%	20.0%	35.5%	16.1%	28.6%	22.9%	#DIV/0!	#DIV/0!
45-49	15.7%	#DIV/0!	10.2%	12.0%	18.2%	15.0%	12.9%	19.4%	17.9%	22.9%	#DIV/0!	#DIV/0!
50-54	12.2%	#DIV/0!	8.2%	4.0%	9.1%	5.0%	12.9%	19.4%	17.9%	17.1%	#DIV/0!	#DIV/0!
55-59	6.1%	#DIV/0!	2.0%	4.0%	0.0%	5.0%	0.0%	6.5%	14.3%	14.3%	#DIV/0!	#DIV/0!
60-64	3.0%	#DIV/0!	4.1%	8.0%	0.0%	0.0%	6.5%	0.0%	0.0%	2.9%	#DIV/0!	#DIV/0!
65-69	2.2%	#DIV/0!	0.0%	0.0%	0.0%	5.0%	6.5%	0.0%	3.6%	2.9%	#DIV/0!	#DIV/0!
70-74	1.7%	#DIV/0!	4.1%	0.0%	0.0%	0.0%	3.2%	0.0%	3.6%	0.0%	#DIV/0!	#DIV/0!
>=75	2.2%	#DIV/0!	2.0%	4.0%	0.0%	0.0%	3.2%	0.0%	3.6%	2.9%	#DIV/0!	#DIV/0!
Total # of vehicle	230	0	49	25	11	20	31	31	28	35	0	0
Average speed	44.5	#DIV/0!	43.2	41.8	41.0	38.7	47.7	41.4	49.7	48.7	#DIV/0!	#DIV/0!
St. Dev.	11.8	#DIV/0!	10.6	14.3	8.9	15.0	9.9	11.1	11.0	10.4	#DIV/0!	#DIV/0!
85th percentile	54.0	#NUM!	52.5	52.9	46.2	49.3	58.6	52.0	59.1	57.7	#NUM!	#NUM!
Min	5.8	0.0	18.9	11.0	17.6	5.8	35.8	18.9	30.6	28.0	0.0	0.0
Max	82.6	0.0	74.8	82.6	52.7	69.6	74.8	57.9	78.7	80.0	0.0	0.0
Range	76.7	0.0	55.9	71.5	35.1	63.7	39.0	39.0	48.1	52.0	0.0	0.0

		Hour										
Vehicle Speed (50-75 FT Vehicles)	Total	20:00-21:00	21:00-22:00	22:00-23:00	23:00-00:00	00:00-01:00	01:00-02:00	02:00-03:00	03:00-04:00	04:00-05:00	05:00-06:00	06:00-07:00
		MPH										
< 10	0.0%	#DIV/0!	0.0%	0.0%	0.0%	0.0%	0.0%	0.0%	0.0%	0.0%	#DIV/0!	#DIV/0!
10-14	0.0%	#DIV/0!	0.0%	0.0%	0.0%	0.0%	0.0%	0.0%	0.0%	0.0%	#DIV/0!	#DIV/0!
15-19	2.8%	#DIV/0!	0.0%	4.3%	7.7%	6.5%	0.0%	0.0%	0.0%	0.0%	#DIV/0!	#DIV/0!
20-24	5.1%	#DIV/0!	6.3%	8.7%	3.8%	12.9%	0.0%	0.0%	0.0%	0.0%	#DIV/0!	#DIV/0!
25-29	11.2%	#DIV/0!	9.4%	26.1%	11.5%	19.4%	8.3%	6.7%	0.0%	0.0%	#DIV/0!	#DIV/0!
30-34	14.6%	#DIV/0!	21.9%	4.3%	7.7%	29.0%	16.7%	6.7%	14.3%	5.6%	#DIV/0!	#DIV/0!
35-39	21.3%	#DIV/0!	37.5%	13.0%	38.5%	12.9%	25.0%	13.3%	14.3%	5.6%	#DIV/0!	#DIV/0!
40-44	18.0%	#DIV/0!	9.4%	17.4%	23.1%	9.7%	25.0%	33.3%	19.0%	22.2%	#DIV/0!	#DIV/0!
45-49	14.6%	#DIV/0!	9.4%	13.0%	7.7%	3.2%	25.0%	20.0%	19.0%	38.9%	#DIV/0!	#DIV/0!
50-54	5.1%	#DIV/0!	3.1%	0.0%	0.0%	0.0%	0.0%	13.3%	19.0%	11.1%	#DIV/0!	#DIV/0!
55-59	5.6%	#DIV/0!	3.1%	8.7%	0.0%	6.5%	0.0%	6.7%	4.8%	16.7%	#DIV/0!	#DIV/0!
60-64	1.1%	#DIV/0!	0.0%	0.0%	0.0%	0.0%	0.0%	0.0%	9.5%	0.0%	#DIV/0!	#DIV/0!
65-69	0.6%	#DIV/0!	0.0%	4.3%	0.0%	0.0%	0.0%	0.0%	0.0%	0.0%	#DIV/0!	#DIV/0!
70-74	0.0%	#DIV/0!	0.0%	0.0%	0.0%	0.0%	0.0%	0.0%	0.0%	0.0%	#DIV/0!	#DIV/0!
>=75	0.0%	#DIV/0!	0.0%	0.0%	0.0%	0.0%	0.0%	0.0%	0.0%	0.0%	#DIV/0!	#DIV/0!
Total # of vehicle	178	0	32	23	26	31	12	15	21	18	0	0
Average speed	39.1	#DIV/0!	37.1	37.9	36.2	32.7	39.6	43.8	45.8	47.4	#DIV/0!	#DIV/0!
St. Dev.	10.2	#DIV/0!	8.2	12.8	8.1	10.1	6.4	8.5	9.2	5.6	#DIV/0!	#DIV/0!
85th percentile	48.8	#NUM!	45.3	48.4	43.6	42.9	46.2	49.9	54.0	54.5	#NUM!	#NUM!
Min	16.3	0.0	21.5	17.6	16.3	17.6	26.7	25.4	30.6	34.5	0.0	0.0
Max	69.6	0.0	55.3	69.6	48.8	59.2	47.5	59.2	63.1	55.3	0.0	0.0
Range	53.3	0.0	33.8	52.0	32.5	41.6	20.8	33.8	32.5	20.8	0.0	0.0

Vehicle Speed (+75 FT Vehicles)	Hour											
	Total	20:00-21:00	21:00-22:00	22:00-23:00	23:00-00:00	00:00-01:00	01:00-02:00	02:00-03:00	03:00-04:00	04:00-05:00	05:00-06:00	06:00-07:00
MPH												
< 10	0.0%	#DIV/0!	0.0%	0.0%	0.0%	0.0%	0.0%	0.0%	0.0%	0.0%	#DIV/0!	#DIV/0!
10-14	0.0%	#DIV/0!	0.0%	0.0%	0.0%	0.0%	0.0%	0.0%	0.0%	0.0%	#DIV/0!	#DIV/0!
15-19	3.8%	#DIV/0!	0.0%	0.0%	0.0%	20.0%	0.0%	0.0%	0.0%	0.0%	#DIV/0!	#DIV/0!
20-24	0.0%	#DIV/0!	0.0%	0.0%	0.0%	0.0%	0.0%	0.0%	0.0%	0.0%	#DIV/0!	#DIV/0!
25-29	0.0%	#DIV/0!	0.0%	0.0%	0.0%	0.0%	0.0%	0.0%	0.0%	0.0%	#DIV/0!	#DIV/0!
30-34	7.7%	#DIV/0!	16.7%	0.0%	50.0%	0.0%	0.0%	0.0%	0.0%	0.0%	#DIV/0!	#DIV/0!
35-39	15.4%	#DIV/0!	16.7%	0.0%	50.0%	20.0%	0.0%	33.3%	0.0%	0.0%	#DIV/0!	#DIV/0!
40-44	11.5%	#DIV/0!	16.7%	50.0%	0.0%	0.0%	0.0%	0.0%	50.0%	0.0%	#DIV/0!	#DIV/0!
45-49	15.4%	#DIV/0!	16.7%	0.0%	0.0%	0.0%	100.0%	0.0%	0.0%	0.0%	#DIV/0!	#DIV/0!
50-54	3.8%	#DIV/0!	16.7%	0.0%	0.0%	0.0%	0.0%	0.0%	0.0%	0.0%	#DIV/0!	#DIV/0!
55-59	3.8%	#DIV/0!	0.0%	0.0%	0.0%	0.0%	0.0%	0.0%	33.3%	#DIV/0!	#DIV/0!	
60-64	15.4%	#DIV/0!	0.0%	0.0%	0.0%	20.0%	0.0%	66.7%	0.0%	33.3%	#DIV/0!	#DIV/0!
65-69	7.7%	#DIV/0!	16.7%	0.0%	0.0%	0.0%	0.0%	50.0%	0.0%	0.0%	#DIV/0!	#DIV/0!
70-74	7.7%	#DIV/0!	0.0%	50.0%	0.0%	20.0%	0.0%	0.0%	0.0%	0.0%	#DIV/0!	#DIV/0!
>=75	7.7%	#DIV/0!	0.0%	0.0%	0.0%	20.0%	0.0%	0.0%	0.0%	33.3%	#DIV/0!	#DIV/0!
Total # of vehicle	26	0	6	2	2	5	3	3	2	3	0	0
Average speed	50.8	#DIV/0!	46.8	58.5	33.8	48.1	46.2	55.7	54.6	66.1	#DIV/0!	#DIV/0!
St. Dev.	15.4	#DIV/0!	12.5	21.1	4.6	24.6	0.0	13.9	19.3	10.1	#DIV/0!	#DIV/0!
85th percentile	68.3	#NUM!	55.6	69.0	36.1	68.3	46.2	64.0	64.2	73.1	#NUM!	#NUM!
Min	18.9	0.0	33.2	43.6	30.6	18.9	46.2	39.7	41.0	57.9	0.0	0.0
Max	77.4	0.0	68.3	73.5	37.1	74.8	46.2	64.4	68.3	77.4	0.0	0.0
Range	58.5	0.0	35.1	29.9	6.5	55.9	0.0	24.7	27.3	19.5	0.0	0.0

Day 2 2<sup>nd</sup> WZ

Vehicle Speed (all vehicles)	Hour											
	Total	20:00-21:00	21:00-22:00	22:00-23:00	23:00-00:00	00:00-01:00	01:00-02:00	02:00-03:00	03:00-04:00	04:00-05:00	05:00-06:00	06:00-07:00
MPH												
< 10	0.0%	#DIV/0!	0.0%	0.0%	0.0%	0.0%	0.0%	0.0%	0.0%	0.0%	#DIV/0!	#DIV/0!
10-14	0.1%	#DIV/0!	0.0%	0.0%	0.0%	0.0%	1.1%	0.0%	0.8%	0.0%	#DIV/0!	#DIV/0!
15-19	0.8%	#DIV/0!	0.0%	0.4%	0.0%	0.0%	1.1%	1.7%	4.2%	2.0%	#DIV/0!	#DIV/0!
20-24	1.2%	#DIV/0!	0.0%	0.4%	0.0%	0.6%	3.2%	0.9%	5.9%	3.3%	#DIV/0!	#DIV/0!
25-29	4.2%	#DIV/0!	1.0%	3.8%	0.7%	2.8%	6.5%	6.9%	13.4%	7.2%	#DIV/0!	#DIV/0!
30-34	6.4%	#DIV/0!	3.2%	3.3%	4.2%	8.5%	10.8%	6.9%	10.1%	13.2%	#DIV/0!	#DIV/0!
35-39	11.7%	#DIV/0!	7.2%	7.5%	11.9%	9.6%	18.3%	18.1%	17.6%	19.1%	#DIV/0!	#DIV/0!
40-44	21.0%	#DIV/0!	20.6%	15.5%	18.9%	22.6%	19.4%	32.8%	21.8%	21.7%	#DIV/0!	#DIV/0!
45-49	18.3%	#DIV/0!	24.6%	17.2%	18.2%	19.8%	12.9%	14.7%	5.9%	17.8%	#DIV/0!	#DIV/0!
50-54	14.6%	#DIV/0!	17.9%	20.1%	14.7%	17.5%	11.8%	7.8%	5.0%	8.6%	#DIV/0!	#DIV/0!
55-59	11.0%	#DIV/0!	15.7%	13.8%	12.6%	9.0%	6.5%	5.2%	7.6%	5.3%	#DIV/0!	#DIV/0!
60-64	5.1%	#DIV/0!	4.2%	11.3%	7.7%	4.0%	1.1%	3.4%	3.4%	1.3%	#DIV/0!	#DIV/0!
65-69	2.2%	#DIV/0!	2.5%	2.9%	4.9%	2.3%	3.2%	0.0%	0.0%	0.0%	#DIV/0!	#DIV/0!
70-74	1.6%	#DIV/0!	2.0%	1.3%	2.1%	0.6%	0.6%	2.2%	0.9%	3.4%	#DIV/0!	#DIV/0!
>=75	1.7%	#DIV/0!	1.0%	2.5%	4.2%	2.8%	2.2%	0.9%	0.8%	0.0%	#DIV/0!	#DIV/0!
Total # of vehicles	1441	0	402	239	143	177	93	116	119	152	0	0
Average speed	46.9	#DIV/0!	49.5	50.3	50.4	47.4	43.8	43.2	40.0	41.0	#DIV/0!	#DIV/0!
St. Dev.	11.2	#DIV/0!	9.1	10.9	11.1	10.9	12.8	9.5	13.2	9.5	#DIV/0!	#DIV/0!
85th percentile	57.5	#NUM!	58.6	60.9	60.9	57.5	54.3	51.4	54.4	50.6	#NUM!	#NUM!
Min	10.5	0.0	28.8	17.4	28.8	24.3	10.5	19.7	14.0	18.5	0.0	0.0
Max	89.5	0.0	87.2	89.5	88.4	88.4	83.8	82.6	78.1	70.1	0.0	0.0
Range	79.0	0.0	58.4	72.1	59.5	64.1	73.3	63.0	64.1	51.5	0.0	0.0

Vehicle Speed (0-25 FT Vehicles)	Hour											
	Total	20:00-21:00	21:00-22:00	22:00-23:00	23:00-00:00	00:00-01:00	01:00-02:00	02:00-03:00	03:00-04:00	04:00-05:00	05:00-06:00	06:00-07:00
MPH												
< 10	0.0%	#DIV/0!	0.0%	0.0%	0.0%	0.0%	0.0%	0.0%	0.0%	0.0%	#DIV/0!	#DIV/0!
10-14	0.2%	#DIV/0!	0.0%	0.0%	0.0%	0.0%	1.6%	0.0%	1.3%	0.0%	#DIV/0!	#DIV/0!
15-19	0.8%	#DIV/0!	0.0%	0.5%	0.0%	0.0%	1.6%	1.2%	5.0%	1.9%	#DIV/0!	#DIV/0!
20-24	0.8%	#DIV/0!	0.0%	0.0%	0.0%	0.8%	1.6%	1.2%	5.0%	1.9%	#DIV/0!	#DIV/0!
25-29	4.4%	#DIV/0!	1.2%	4.7%	1.0%	3.2%	6.5%	7.4%	15.0%	6.5%	#DIV/0!	#DIV/0!
30-34	5.9%	#DIV/0!	2.5%	4.1%	4.9%	5.6%	11.3%	6.2%	8.8%	15.7%	#DIV/0!	#DIV/0!
35-39	11.0%	#DIV/0!	8.3%	6.2%	11.8%	9.5%	17.7%	18.5%	18.8%	13.0%	#DIV/0!	#DIV/0!
40-44	21.6%	#DIV/0!	20.4%	15.0%	17.6%	26.2%	21.0%	33.3%	21.3%	26.9%	#DIV/0!	#DIV/0!
45-49	18.6%	#DIV/0!	25.0%	18.7%	17.6%	17.5%	12.9%	13.6%	3.8%	19.4%	#DIV/0!	#DIV/0!
50-54	15.2%	#DIV/0!	18.2%	20.2%	15.7%	17.5%	9.7%	8.6%	6.3%	9.3%	#DIV/0!	#DIV/0!
55-59	10.8%	#DIV/0!	14.8%	13.5%	11.8%	7.9%	8.1%	2.5%	8.8%	5.6%	#DIV/0!	#DIV/0!
60-64	5.3%	#DIV/0!	4.3%	9.8%	8.8%	5.6%	1.6%	4.9%	3.8%	0.0%	#DIV/0!	#DIV/0!
65-69	2.5%	#DIV/0!	3.1%	3.1%	5.9%	3.2%	1.6%	0.0%	0.0%	0.0%	#DIV/0!	#DIV/0!
70-74	1.3%	#DIV/0!	1.9%	1.0%	1.0%	0.8%	3.2%	1.2%	1.3%	0.0%	#DIV/0!	#DIV/0!
>=75	1.6%	#DIV/0!	0.3%	3.1%	3.9%	2.4%	1.6%	1.2%	1.3%	0.0%	#DIV/0!	#DIV/0!
Total # of vehicles	1076	0	324	193	102	126	62	81	80	108	0	0
Average speed	47.1	#DIV/0!	49.3	50.2	50.4	47.9	43.6	43.3	39.5	41.2	#DIV/0!	#DIV/0!
St. Dev.	11.0	#DIV/0!	8.7	11.1	11.0	10.9	12.7	10.0	13.1	8.7	#DIV/0!	#DIV/0!
85th percentile	57.5	#NUM!	58.1	60.9	62.0	58.6	55.0	50.6	54.2	49.4	#NUM!	#NUM!
Min	10.5	0.0	28.8	17.4	28.8	24.3	10.5	19.7	14.0	19.7	0.0	0.0
Max	89.5	0.0	80.4	89.5	82.6	88.4	79.2	82.6	78.1	58.6	0.0	0.0
Range	79.0	0.0	51.5	72.1	53.8	64.1	68.7	63.0	64.1	38.9	0.0	0.0

Vehicle Speed (25-50 FT Vehicles)	Hour											
	Total	20:00-21:00	21:00-22:00	22:00-23:00	23:00-00:00	00:00-01:00	01:00-02:00	02:00-03:00	03:00-04:00	04:00-05:00	05:00-06:00	06:00-07:00
MPH												
< 10	0.0%	#DIV/0!	0.0%	0.0%	0.0%	0.0%	0.0%	0.0%	0.0%	0.0%	#DIV/0!	#DIV/0!
10-14	0.0%	#DIV/0!	0.0%	0.0%	0.0%	0.0%	0.0%	0.0%	0.0%	0.0%	#DIV/0!	#DIV/0!
15-19	0.9%	#DIV/0!	0.0%	0.0%	0.0%	0.0%	0.0%	0.0%	0.0%	4.8%	#DIV/0!	#DIV/0!
20-24	2.3%	#DIV/0!	0.0%	3.3%	0.0%	0.0%	5.9%	0.0%	8.7%	4.8%	#DIV/0!	#DIV/0!
25-29	3.2%	#DIV/0!	0.0%	0.0%	0.0%	0.0%	5.9%	4.0%	13.0%	9.5%	#DIV/0!	#DIV/0!
30-34	4.6%	#DIV/0!	6.1%	0.0%	0.0%	16.1%	0.0%	4.0%	4.3%	0.0%	#DIV/0!	#DIV/0!
35-39	13.8%	#DIV/0!	4.1%	10.0%	18.2%	9.7%	17.6%	20.0%	17.4%	28.6%	#DIV/0!	#DIV/0!
40-44	20.2%	#DIV/0!	28.6%	13.3%	18.2%	12.9%	5.9%	32.0%	26.1%	14.3%	#DIV/0!	#DIV/0!
45-49	17.0%	#DIV/0!	20.4%	10.0%	13.6%	25.8%	17.6%	20.0%	13.0%	9.5%	#DIV/0!	#DIV/0!
50-54	16.3%	#DIV/0!	16.3%	20.0%	18.2%	9.7%	23.5%	4.0%	4.3%	9.5%	#DIV/0!	#DIV/0!
55-59	12.4%	#DIV/0!	16.3%	16.7%	9.1%	19.4%	5.9%	12.0%	4.3%	4.8%	#DIV/0!	#DIV/0!
60-64	5.0%	#DIV/0!	2.0%	23.3%	4.5%	0.0%	0.0%	0.0%	0.0%	9.5%	#DIV/0!	#DIV/0!
65-69	1.4%	#DIV/0!	0.0%	0.0%	4.5%	0.0%	11.8%	0.0%	0.0%	0.0%	#DIV/0!	#DIV/0!
70-74	2.8%	#DIV/0!	2.0%	3.3%	4.5%	0.0%	0.0%	0.0%	8.7%	4.8%	#DIV/0!	#DIV/0!
>=75	3.2%	#DIV/0!	4.1%	0.0%	9.1%	6.5%	5.9%	0.0%	0.0%	0.0%	#DIV/0!	#DIV/0!
Total # of vehicle	218	0	49	30	22	31	17	25	23	21	0	0
Average speed	47.6	#DIV/0!	49.5	51.7	51.6	47.7	49.0	43.6	42.1	42.7	#DIV/0!	#DIV/0!
St. Dev.	12.2	#DIV/0!	10.8	10.9	13.1	12.1	14.8	8.4	13.0	13.6	#DIV/0!	#DIV/0!
85th percentile	58.6	#NUM!	58.6	62.8	63.2	56.3	63.0	50.8	52.3	59.7	#NUM!	#NUM!
Min	18.5	0.0	32.3	20.8	35.7	31.1	20.8	19.7	22.0	18.5	0.0	0.0
Max	88.4	0.0	87.2	72.3	88.4	83.8	83.8	57.5	71.2	70.1	0.0	0.0
Range	69.8	0.0	55.0	51.5	52.7	52.7	63.0	37.8	49.2	51.5	0.0	0.0

Vehicle Speed (50-75 FT Vehicles)	Hour											
	Total	20:00-21:00	21:00-22:00	22:00-23:00	23:00-00:00	00:00-01:00	01:00-02:00	02:00-03:00	03:00-04:00	04:00-05:00	05:00-06:00	06:00-07:00
MPH												
< 10	0.0%	#DIV/0!	0.0%	0.0%	0.0%	0.0%	0.0%	0.0%	0.0%	0.0%	#DIV/0!	#DIV/0!
10-14	0.0%	#DIV/0!	0.0%	0.0%	0.0%	0.0%	0.0%	0.0%	0.0%	0.0%	#DIV/0!	#DIV/0!
15-19	0.8%	#DIV/0!	0.0%	0.0%	0.0%	0.0%	0.0%	0.0%	7.1%	0.0%	#DIV/0!	#DIV/0!
20-24	3.3%	#DIV/0!	0.0%	0.0%	0.0%	0.0%	7.7%	0.0%	7.1%	10.5%	#DIV/0!	#DIV/0!
25-29	5.0%	#DIV/0!	0.0%	0.0%	0.0%	5.6%	7.7%	14.3%	7.1%	10.5%	#DIV/0!	#DIV/0!
30-34	14.2%	#DIV/0!	10.0%	0.0%	6.7%	16.7%	23.1%	28.6%	21.4%	15.8%	#DIV/0!	#DIV/0!
35-39	15.8%	#DIV/0!	0.0%	21.4%	6.7%	11.1%	23.1%	14.3%	14.3%	36.8%	#DIV/0!	#DIV/0!
40-44	17.5%	#DIV/0!	15.0%	28.6%	26.7%	11.1%	23.1%	28.6%	14.3%	5.3%	#DIV/0!	#DIV/0!
45-49	18.3%	#DIV/0!	35.0%	14.3%	26.7%	27.8%	7.7%	0.0%	7.1%	10.5%	#DIV/0!	#DIV/0!
50-54	13.3%	#DIV/0!	25.0%	14.3%	6.7%	27.8%	7.7%	14.3%	0.0%	5.3%	#DIV/0!	#DIV/0!
55-59	7.5%	#DIV/0!	15.0%	7.1%	20.0%	0.0%	0.0%	0.0%	7.1%	5.3%	#DIV/0!	#DIV/0!
60-64	2.5%	#DIV/0!	0.0%	7.1%	6.7%	0.0%	0.0%	0.0%	7.1%	0.0%	#DIV/0!	#DIV/0!
65-69	0.8%	#DIV/0!	0.0%	7.1%	0.0%	0.0%	0.0%	0.0%	0.0%	0.0%	#DIV/0!	#DIV/0!
70-74	0.8%	#DIV/0!	0.0%	0.0%	0.0%	0.0%	0.0%	0.0%	7.1%	0.0%	#DIV/0!	#DIV/0!
>=75	0.0%	#DIV/0!	0.0%	0.0%	0.0%	0.0%	0.0%	0.0%	0.0%	0.0%	#DIV/0!	#DIV/0!
Total # of vehicle	120	0	20	14	15	18	13	7	14	19	0	0
Average speed	43.0	#DIV/0!	47.9	47.3	47.7	43.5	37.7	38.2	40.3	38.0	#DIV/0!	#DIV/0!
St. Dev.	10.1	#DIV/0!	7.2	9.1	8.4	8.1	8.2	8.2	15.3	9.2	#DIV/0!	#DIV/0!
85th percentile	52.9	#NUM!	54.2	56.6	58.4	51.7	44.6	42.6	57.6	48.6	#NUM!	#NUM!
Min	15.1	0.0	32.3	38.0	32.3	27.7	23.1	26.5	15.1	22.0	0.0	0.0
Max	72.3	0.0	59.7	66.6	60.9	54.0	52.9	52.9	72.3	56.3	0.0	0.0
Range	57.2	0.0	27.5	28.6	28.6	26.3	29.8	26.3	57.2	34.3	0.0	0.0

Vehicle Speed (+75 FT Vehicles)	Hour											
	Total	20:00-21:00	21:00-22:00	22:00-23:00	23:00-00:00	00:00-01:00	01:00-02:00	02:00-03:00	03:00-04:00	04:00-05:00	05:00-06:00	06:00-07:00
MPH												
< 10	0.0%	#DIV/0!	0.0%	0.0%	0.0%	0.0%	0.0%	0.0%	0.0%	0.0%	#DIV/0!	#DIV/0!
10-14	0.0%	#DIV/0!	0.0%	0.0%	0.0%	0.0%	0.0%	0.0%	0.0%	0.0%	#DIV/0!	#DIV/0!
15-19	0.0%	#DIV/0!	0.0%	0.0%	0.0%	0.0%	0.0%	0.0%	0.0%	0.0%	#DIV/0!	#DIV/0!
20-24	0.0%	#DIV/0!	0.0%	0.0%	0.0%	0.0%	0.0%	0.0%	0.0%	0.0%	#DIV/0!	#DIV/0!
25-29	0.0%	#DIV/0!	0.0%	0.0%	0.0%	0.0%	0.0%	0.0%	0.0%	0.0%	#DIV/0!	#DIV/0!
30-34	3.7%	#DIV/0!	0.0%	0.0%	0.0%	0.0%	0.0%	0.0%	50.0%	0.0%	#DIV/0!	#DIV/0!
35-39	7.4%	#DIV/0!	0.0%	0.0%	0.0%	0.0%	0.0%	0.0%	0.0%	50.0%	#DIV/0!	#DIV/0!
40-44	18.5%	#DIV/0!	0.0%	0.0%	25.0%	50.0%	100.0%	33.3%	50.0%	0.0%	#DIV/0!	#DIV/0!
45-49	18.5%	#DIV/0!	11.1%	0.0%	25.0%	0.0%	0.0%	33.3%	0.0%	50.0%	#DIV/0!	#DIV/0!
50-54	7.4%	#DIV/0!	0.0%	50.0%	0.0%	50.0%	0.0%	0.0%	0.0%	0.0%	#DIV/0!	#DIV/0!
55-59	25.9%	#DIV/0!	44.4%	50.0%	25.0%	0.0%	0.0%	33.3%	0.0%	0.0%	#DIV/0!	#DIV/0!
60-64	7.4%	#DIV/0!	22.2%	0.0%	0.0%	0.0%	0.0%	0.0%	0.0%	0.0%	#DIV/0!	#DIV/0!
65-69	0.0%	#DIV/0!	0.0%	0.0%	0.0%	0.0%	0.0%	0.0%	0.0%	0.0%	#DIV/0!	#DIV/0!
70-74	7.4%	#DIV/0!	11.1%	0.0%	25.0%	0.0%	0.0%	0.0%	0.0%	0.0%	#DIV/0!	#DIV/0!
>=75	3.7%	#DIV/0!	11.1%	0.0%	0.0%	0.0%	0.0%	0.0%	0.0%	0.0%	#DIV/0!	#DIV/0!
Total # of vehicle	27	0	9	2	4	2	1	3	2	4	0	0
Average speed	52.7	#DIV/0!	61.8	56.9	55.5	47.2	42.6	49.4	36.8	43.1	#DIV/0!	#DIV/0!
St. Dev.	11.5	#DIV/0!	10.1	4.0	11.8	8.1	#DIV/0!	7.2	8.1	4.6	#DIV/0!	#DIV/0!
85th percentile	61.2	#NUM!	71.7	58.9	65.0	51.2	42.6	54.4	40.9	47.2	#NUM!	#NUM!
Min	31.1	0.0	46.0	54.0	44.9	41.4	42.6	43.7	31.1	39.1	0.0	0.0
Max	80.4	0.0	80.4	59.7	71.2	52.9	42.6	57.5	42.6	47.2	0.0	0.0
Range	49.2	0.0	34.3	5.7	26.3	11.4	0.0	13.7	11.4	8.0	0.0	0.0



Day 2 3<sup>rd</sup> WZ

Vehicle Speed (all vehicles)	Hour											
	Total	20:00-21:00	21:00-22:00	22:00-23:00	23:00-00:00	00:00-01:00	01:00-02:00	02:00-03:00	03:00-04:00	04:00-05:00	05:00-06:00	06:00-07:00
MPH												
< 10	0.0%	#DIV/0!	0.0%	0.0%	0.0%	0.0%	0.0%	0.0%	0.0%	0.0%	#DIV/0!	#DIV/0!
10-14	0.0%	#DIV/0!	0.0%	0.0%	0.0%	0.0%	0.0%	0.0%	0.0%	0.0%	#DIV/0!	#DIV/0!
15-19	0.1%	#DIV/0!	0.0%	0.0%	0.0%	0.0%	1.2%	0.0%	0.0%	0.0%	#DIV/0!	#DIV/0!
20-24	0.2%	#DIV/0!	0.5%	0.4%	0.0%	0.0%	0.0%	0.0%	0.0%	0.0%	#DIV/0!	#DIV/0!
25-29	0.7%	#DIV/0!	0.7%	1.3%	0.0%	0.0%	0.0%	1.4%	1.3%	1.3%	#DIV/0!	#DIV/0!
30-34	2.2%	#DIV/0!	3.0%	2.5%	0.0%	2.8%	2.4%	0.0%	2.7%	1.3%	#DIV/0!	#DIV/0!
35-39	4.3%	#DIV/0!	3.5%	3.8%	4.6%	4.5%	9.8%	5.8%	2.7%	3.8%	#DIV/0!	#DIV/0!
40-44	12.5%	#DIV/0!	13.1%	11.3%	16.6%	13.4%	7.3%	10.1%	10.7%	11.5%	#DIV/0!	#DIV/0!
45-49	28.3%	#DIV/0!	34.2%	32.8%	30.5%	25.7%	32.9%	15.9%	10.7%	6.4%	#DIV/0!	#DIV/0!
50-54	21.4%	#DIV/0!	21.1%	24.8%	19.9%	25.1%	18.3%	17.4%	18.7%	16.7%	#DIV/0!	#DIV/0!
55-59	12.7%	#DIV/0!	11.7%	11.8%	11.9%	15.1%	13.4%	14.5%	9.3%	17.9%	#DIV/0!	#DIV/0!
60-64	8.2%	#DIV/0!	7.3%	5.9%	6.0%	6.7%	7.3%	14.5%	13.3%	17.9%	#DIV/0!	#DIV/0!
65-69	4.1%	#DIV/0!	1.9%	2.1%	4.0%	1.7%	4.9%	10.1%	16.0%	10.3%	#DIV/0!	#DIV/0!
70-74	2.8%	#DIV/0!	1.9%	2.1%	2.6%	2.2%	0.0%	4.3%	9.3%	6.4%	#DIV/0!	#DIV/0!
>=75	2.6%	#DIV/0!	1.2%	1.3%	4.0%	2.8%	2.4%	5.8%	5.3%	6.4%	#DIV/0!	#DIV/0!
Total # of vehicles	1299	0	427	238	151	179	82	69	75	78	0	0
Average speed	51.5	#DIV/0!	50.1	50.3	51.8	51.1	50.2	54.8	56.5	56.6	#DIV/0!	#DIV/0!
St. Dev.	9.4	#DIV/0!	8.4	8.4	9.2	8.9	9.5	10.8	12.0	11.3	#DIV/0!	#DIV/0!
85th percentile	60.0	#NUM!	58.1	57.2	60.0	59.1	59.1	65.7	68.5	68.4	#NUM!	#NUM!
Min	18.8	0.0	24.4	23.5	36.6	30.0	18.8	25.4	27.2	29.1	0.0	0.0
Max	85.3	0.0	84.4	79.7	82.5	82.5	76.9	79.7	82.5	85.3	0.0	0.0
Range	66.5	0.0	59.9	56.2	45.9	52.5	58.1	54.3	55.3	56.2	0.0	0.0

Vehicle Speed (0-25 FT Vehicles)	Hour											
	Total	20:00-21:00	21:00-22:00	22:00-23:00	23:00-00:00	00:00-01:00	01:00-02:00	02:00-03:00	03:00-04:00	04:00-05:00	05:00-06:00	06:00-07:00
MPH												
< 10	0.0%	#DIV/0!	0.0%	0.0%	0.0%	0.0%	0.0%	0.0%	0.0%	0.0%	#DIV/0!	#DIV/0!
10-14	0.0%	#DIV/0!	0.0%	0.0%	0.0%	0.0%	0.0%	0.0%	0.0%	0.0%	#DIV/0!	#DIV/0!
15-19	0.0%	#DIV/0!	0.0%	0.0%	0.0%	0.0%	0.0%	0.0%	0.0%	0.0%	#DIV/0!	#DIV/0!
20-24	0.4%	#DIV/0!	0.6%	0.6%	0.0%	0.0%	0.0%	0.0%	0.0%	0.0%	#DIV/0!	#DIV/0!
25-29	1.1%	#DIV/0!	0.9%	1.8%	0.0%	0.0%	0.0%	3.8%	4.2%	3.3%	#DIV/0!	#DIV/0!
30-34	2.8%	#DIV/0!	3.6%	3.0%	0.0%	2.7%	2.6%	0.0%	4.2%	3.3%	#DIV/0!	#DIV/0!
35-39	4.6%	#DIV/0!	3.9%	3.0%	5.9%	5.3%	7.9%	7.7%	4.2%	6.7%	#DIV/0!	#DIV/0!
40-44	11.1%	#DIV/0!	12.7%	7.7%	14.9%	10.6%	2.6%	7.7%	20.8%	6.7%	#DIV/0!	#DIV/0!
45-49	28.6%	#DIV/0!	32.1%	32.0%	29.7%	23.9%	34.2%	19.2%	0.0%	10.0%	#DIV/0!	#DIV/0!
50-54	23.1%	#DIV/0!	23.3%	26.6%	21.8%	26.5%	13.2%	15.4%	29.2%	6.7%	#DIV/0!	#DIV/0!
55-59	12.8%	#DIV/0!	11.5%	13.6%	13.9%	15.0%	13.2%	15.4%	4.2%	13.3%	#DIV/0!	#DIV/0!
60-64	8.1%	#DIV/0!	7.6%	6.5%	3.0%	8.0%	13.2%	11.5%	8.3%	30.0%	#DIV/0!	#DIV/0!
65-69	2.9%	#DIV/0!	1.2%	1.2%	3.0%	2.7%	7.9%	11.5%	16.7%	6.7%	#DIV/0!	#DIV/0!
70-74	2.5%	#DIV/0!	1.5%	3.0%	3.0%	2.7%	0.0%	3.8%	4.2%	10.0%	#DIV/0!	#DIV/0!
>=75	2.2%	#DIV/0!	0.9%	1.2%	5.0%	2.7%	5.3%	3.8%	4.2%	3.3%	#DIV/0!	#DIV/0!
Total # of vehicles	831	0	330	169	101	113	38	26	24	30	0	0
Average speed	51.0	#DIV/0!	49.7	50.6	51.8	51.5	52.7	53.2	53.2	56.5	#DIV/0!	#DIV/0!
St. Dev.	9.3	#DIV/0!	8.3	8.5	9.5	9.0	10.3	11.7	13.2	12.9	#DIV/0!	#DIV/0!
85th percentile	59.1	#NUM!	58.1	58.1	58.3	59.4	61.8	65.4	66.1	68.7	#NUM!	#NUM!
Min	23.5	0.0	24.4	23.5	36.6	30.0	31.0	25.4	27.2	29.1	0.0	0.0
Max	85.3	0.0	81.6	75.0	82.5	82.5	76.9	74.1	82.5	85.3	0.0	0.0
Range	61.8	0.0	57.1	51.5	45.9	52.5	45.9	48.7	55.3	56.2	0.0	0.0

		Hour										
Vehicle Speed (25-50 FT Vehicles)	Total	20:00-21:00	21:00-22:00	22:00-23:00	23:00-00:00	00:00-01:00	01:00-02:00	02:00-03:00	03:00-04:00	04:00-05:00	05:00-06:00	06:00-07:00
		MPH										
< 10	0.0%	#DIV/0!	0.0%	0.0%	0.0%	0.0%	0.0%	0.0%	0.0%	0.0%	#DIV/0!	#DIV/0!
10-14	0.0%	#DIV/0!	0.0%	0.0%	0.0%	0.0%	0.0%	0.0%	0.0%	0.0%	#DIV/0!	#DIV/0!
15-19	0.4%	#DIV/0!	0.0%	0.0%	0.0%	0.0%	3.8%	0.0%	0.0%	0.0%	#DIV/0!	#DIV/0!
20-24	0.0%	#DIV/0!	0.0%	0.0%	0.0%	0.0%	0.0%	0.0%	0.0%	0.0%	#DIV/0!	#DIV/0!
25-29	0.0%	#DIV/0!	0.0%	0.0%	0.0%	0.0%	0.0%	0.0%	0.0%	0.0%	#DIV/0!	#DIV/0!
30-34	1.3%	#DIV/0!	0.0%	2.5%	0.0%	0.0%	3.8%	0.0%	5.3%	0.0%	#DIV/0!	#DIV/0!
35-39	4.3%	#DIV/0!	1.8%	5.0%	0.0%	3.7%	11.5%	4.5%	5.3%	4.5%	#DIV/0!	#DIV/0!
40-44	14.7%	#DIV/0!	16.1%	20.0%	15.0%	18.5%	3.8%	18.2%	10.5%	9.1%	#DIV/0!	#DIV/0!
45-49	28.9%	#DIV/0!	41.1%	32.5%	40.0%	33.3%	38.5%	9.1%	5.3%	4.5%	#DIV/0!	#DIV/0!
50-54	18.1%	#DIV/0!	12.5%	20.0%	15.0%	18.5%	30.8%	22.7%	5.3%	22.7%	#DIV/0!	#DIV/0!
55-59	9.9%	#DIV/0!	10.7%	7.5%	5.0%	14.8%	7.7%	13.6%	10.5%	9.1%	#DIV/0!	#DIV/0!
60-64	7.3%	#DIV/0!	5.4%	5.0%	10.0%	3.7%	0.0%	9.1%	21.1%	13.6%	#DIV/0!	#DIV/0!
65-69	6.9%	#DIV/0!	3.6%	5.0%	10.0%	0.0%	0.0%	9.1%	21.1%	18.2%	#DIV/0!	#DIV/0!
70-74	3.9%	#DIV/0!	5.4%	0.0%	5.0%	3.7%	0.0%	4.5%	10.5%	4.5%	#DIV/0!	#DIV/0!
>=75	4.3%	#DIV/0!	3.6%	2.5%	0.0%	3.7%	0.0%	9.1%	5.3%	13.6%	#DIV/0!	#DIV/0!
Total # of vehicle	232	0	56	40	20	27	26	22	19	22	0	0
Average speed	52.2	#DIV/0!	51.9	49.7	52.2	51.4	47.1	53.8	58.1	58.4	#DIV/0!	#DIV/0!
St. Dev.	10.3	#DIV/0!	9.6	9.0	9.0	8.9	8.4	10.6	13.2	11.6	#DIV/0!	#DIV/0!
85th percentile	63.8	#NUM!	59.9	56.4	61.1	57.2	53.7	65.6	68.6	68.4	#NUM!	#NUM!
Min	18.8	0.0	37.5	33.8	40.3	39.4	18.8	39.4	30.0	35.7	0.0	0.0
Max	84.4	0.0	84.4	79.7	70.3	81.6	59.1	76.9	81.6	78.7	0.0	0.0
Range	65.6	0.0	46.8	45.9	30.0	42.2	40.3	37.5	51.5	43.1	0.0	0.0

		Hour										
Vehicle Speed (50-75 FT Vehicles)	Total	20:00-21:00	21:00-22:00	22:00-23:00	23:00-00:00	00:00-01:00	01:00-02:00	02:00-03:00	03:00-04:00	04:00-05:00	05:00-06:00	06:00-07:00
		MPH										
< 10	0.0%	#DIV/0!	0.0%	0.0%	0.0%	0.0%	0.0%	0.0%	0.0%	0.0%	#DIV/0!	#DIV/0!
10-14	0.0%	#DIV/0!	0.0%	0.0%	0.0%	0.0%	0.0%	0.0%	0.0%	0.0%	#DIV/0!	#DIV/0!
15-19	0.0%	#DIV/0!	0.0%	0.0%	0.0%	0.0%	0.0%	0.0%	0.0%	0.0%	#DIV/0!	#DIV/0!
20-24	0.0%	#DIV/0!	0.0%	0.0%	0.0%	0.0%	0.0%	0.0%	0.0%	0.0%	#DIV/0!	#DIV/0!
25-29	0.0%	#DIV/0!	0.0%	0.0%	0.0%	0.0%	0.0%	0.0%	0.0%	0.0%	#DIV/0!	#DIV/0!
30-34	1.7%	#DIV/0!	3.2%	0.0%	0.0%	7.4%	0.0%	0.0%	0.0%	0.0%	#DIV/0!	#DIV/0!
35-39	3.4%	#DIV/0!	3.2%	4.3%	4.5%	3.7%	7.1%	7.1%	0.0%	0.0%	#DIV/0!	#DIV/0!
40-44	16.0%	#DIV/0!	9.7%	17.4%	27.3%	14.8%	28.6%	7.1%	4.0%	26.3%	#DIV/0!	#DIV/0!
45-49	32.0%	#DIV/0!	41.9%	47.8%	36.4%	29.6%	28.6%	28.6%	28.0%	5.3%	#DIV/0!	#DIV/0!
50-54	22.3%	#DIV/0!	19.4%	21.7%	18.2%	29.6%	14.3%	14.3%	24.0%	31.6%	#DIV/0!	#DIV/0!
55-59	12.0%	#DIV/0!	9.7%	4.3%	4.5%	14.8%	14.3%	21.4%	12.0%	21.1%	#DIV/0!	#DIV/0!
60-64	7.4%	#DIV/0!	9.7%	0.0%	9.1%	0.0%	7.1%	14.3%	12.0%	10.5%	#DIV/0!	#DIV/0!
65-69	3.4%	#DIV/0!	3.2%	4.3%	0.0%	0.0%	0.0%	7.1%	12.0%	0.0%	#DIV/0!	#DIV/0!
70-74	1.7%	#DIV/0!	0.0%	0.0%	0.0%	0.0%	0.0%	0.0%	8.0%	5.3%	#DIV/0!	#DIV/0!
>=75	0.0%	#DIV/0!	0.0%	0.0%	0.0%	0.0%	0.0%	0.0%	0.0%	0.0%	#DIV/0!	#DIV/0!
Total # of vehicle	175	0	31	23	22	27	14	14	25	19	0	0
Average speed	50.6	#DIV/0!	50.0	48.9	48.6	48.2	48.4	53.4	55.4	52.3	#DIV/0!	#DIV/0!
St. Dev.	7.6	#DIV/0!	7.4	6.0	6.4	6.7	7.1	7.4	8.9	7.8	#DIV/0!	#DIV/0!
85th percentile	59.1	#NUM!	58.1	52.5	52.5	53.8	55.5	61.0	66.8	59.4	#NUM!	#NUM!
Min	32.8	0.0	32.8	39.4	39.4	34.7	39.4	39.4	42.2	40.3	0.0	0.0
Max	71.3	0.0	67.5	67.5	62.8	59.1	61.9	66.6	71.3	70.3	0.0	0.0
Range	38.4	0.0	34.7	28.1	23.4	24.4	22.5	27.2	29.0	30.0	0.0	0.0

Vehicle Speed (+75 FT Vehicles)	Hour											
	Total	20:00-21:00	21:00-22:00	22:00-23:00	23:00-00:00	00:00-01:00	01:00-02:00	02:00-03:00	03:00-04:00	04:00-05:00	05:00-06:00	06:00-07:00
MPH												
< 10	0.0%	#DIV/0!	0.0%	0.0%	0.0%	0.0%	0.0%	0.0%	0.0%	0.0%	#DIV/0!	#DIV/0!
10-14	0.0%	#DIV/0!	0.0%	0.0%	0.0%	0.0%	0.0%	0.0%	0.0%	0.0%	#DIV/0!	#DIV/0!
15-19	0.0%	#DIV/0!	0.0%	0.0%	0.0%	0.0%	0.0%	0.0%	0.0%	0.0%	#DIV/0!	#DIV/0!
20-24	0.0%	#DIV/0!	0.0%	0.0%	0.0%	0.0%	0.0%	0.0%	0.0%	0.0%	#DIV/0!	#DIV/0!
25-29	0.0%	#DIV/0!	0.0%	0.0%	0.0%	0.0%	0.0%	0.0%	0.0%	0.0%	#DIV/0!	#DIV/0!
30-34	0.0%	#DIV/0!	0.0%	0.0%	0.0%	0.0%	0.0%	0.0%	0.0%	0.0%	#DIV/0!	#DIV/0!
35-39	3.3%	#DIV/0!	0.0%	16.7%	0.0%	0.0%	25.0%	0.0%	0.0%	0.0%	#DIV/0!	#DIV/0!
40-44	13.1%	#DIV/0!	20.0%	33.3%	12.5%	25.0%	0.0%	0.0%	0.0%	0.0%	#DIV/0!	#DIV/0!
45-49	9.8%	#DIV/0!	40.0%	0.0%	0.0%	16.7%	0.0%	0.0%	0.0%	0.0%	#DIV/0!	#DIV/0!
50-54	8.2%	#DIV/0!	0.0%	16.7%	12.5%	16.7%	0.0%	14.3%	0.0%	0.0%	#DIV/0!	#DIV/0!
55-59	24.6%	#DIV/0!	30.0%	16.7%	25.0%	16.7%	50.0%	0.0%	14.3%	57.1%	#DIV/0!	#DIV/0!
60-64	14.8%	#DIV/0!	0.0%	16.7%	25.0%	16.7%	0.0%	42.9%	14.3%	0.0%	#DIV/0!	#DIV/0!
65-69	11.5%	#DIV/0!	10.0%	0.0%	12.5%	0.0%	25.0%	14.3%	14.3%	28.6%	#DIV/0!	#DIV/0!
70-74	4.9%	#DIV/0!	0.0%	0.0%	0.0%	0.0%	0.0%	14.3%	28.6%	0.0%	#DIV/0!	#DIV/0!
>=75	9.8%	#DIV/0!	0.0%	0.0%	12.5%	8.3%	0.0%	14.3%	28.6%	14.3%	#DIV/0!	#DIV/0!
Total # of vehicle	61	0	10	6	8	12	4	7	7	7	0	0
Average speed	57.9	#DIV/0!	52.0	49.4	60.0	53.8	53.2	66.2	68.8	63.1	#DIV/0!	#DIV/0!
St. Dev.	11.0	#DIV/0!	8.4	9.5	9.8	11.0	12.1	7.9	8.3	8.8	#DIV/0!	#DIV/0!
85th percentile	68.6	#NUM!	58.1	59.3	66.5	60.3	61.0	72.1	76.2	70.2	#NUM!	#NUM!
Min	36.6	0.0	41.3	36.6	44.1	43.2	36.6	54.4	59.1	55.3	0.0	0.0
Max	81.6	0.0	68.4	60.0	76.9	81.6	65.6	79.7	79.7	77.8	0.0	0.0
Range	45.0	0.0	27.2	23.4	32.8	38.4	29.0	25.3	20.6	22.5	0.0	0.0











Day 3 Before RWA

Vehicle Speed (all vehicles)	Hour											
	Total	20:00-21:00	21:00-22:00	22:00-23:00	23:00-00:00	00:00-01:00	01:00-02:00	02:00-03:00	03:00-04:00	04:00-05:00	05:00-06:00	06:00-07:00
MPH												
< 10	0.0%	#DIV/0!	0.0%	0.0%	0.0%	0.0%	0.0%	0.0%	0.0%	0.0%	#DIV/0!	#DIV/0!
10-14	0.0%	#DIV/0!	0.0%	0.0%	0.0%	0.0%	0.0%	0.0%	0.0%	0.0%	#DIV/0!	#DIV/0!
15-19	0.0%	#DIV/0!	0.0%	0.0%	0.0%	0.0%	0.0%	0.0%	0.0%	0.0%	#DIV/0!	#DIV/0!
20-24	0.0%	#DIV/0!	0.0%	0.0%	0.0%	0.0%	0.0%	0.0%	0.0%	0.0%	#DIV/0!	#DIV/0!
25-29	0.2%	#DIV/0!	0.0%	0.3%	0.0%	0.0%	0.0%	0.0%	0.7%	0.5%	#DIV/0!	#DIV/0!
30-34	0.7%	#DIV/0!	1.2%	0.9%	0.4%	0.6%	0.0%	0.0%	1.3%	0.0%	#DIV/0!	#DIV/0!
35-39	3.0%	#DIV/0!	3.3%	4.1%	1.6%	0.6%	4.5%	5.5%	3.3%	1.1%	#DIV/0!	#DIV/0!
40-44	6.7%	#DIV/0!	9.0%	3.8%	2.9%	7.6%	9.8%	7.3%	7.9%	6.8%	#DIV/0!	#DIV/0!
45-49	15.8%	#DIV/0!	18.4%	14.6%	8.6%	11.5%	13.4%	24.8%	17.1%	19.5%	#DIV/0!	#DIV/0!
50-54	17.5%	#DIV/0!	18.0%	15.2%	17.6%	19.1%	14.3%	11.9%	24.3%	18.9%	#DIV/0!	#DIV/0!
55-59	19.4%	#DIV/0!	18.9%	21.6%	23.7%	19.1%	17.9%	15.6%	16.4%	16.8%	#DIV/0!	#DIV/0!
60-64	16.4%	#DIV/0!	16.0%	18.4%	19.2%	17.2%	17.0%	14.7%	9.9%	15.3%	#DIV/0!	#DIV/0!
65-69	11.0%	#DIV/0!	8.2%	9.6%	14.3%	15.3%	13.4%	15.6%	9.9%	9.5%	#DIV/0!	#DIV/0!
70-74	5.2%	#DIV/0!	4.3%	5.8%	6.5%	4.5%	5.4%	1.8%	5.3%	7.4%	#DIV/0!	#DIV/0!
>=75	4.1%	#DIV/0!	2.7%	5.6%	5.3%	4.5%	4.5%	2.8%	3.9%	4.2%	#DIV/0!	#DIV/0!
Total # of vehicles	1795	0	488	342	245	157	112	109	152	190	0	0
Average speed	56.7	#DIV/0!	55.0	57.5	59.3	57.9	56.9	55.8	55.0	56.9	#DIV/0!	#DIV/0!
St. Dev.	10.2	#DIV/0!	9.9	10.6	9.6	9.8	10.9	10.4	10.3	10.1	#DIV/0!	#DIV/0!
85th percentile	66.6	#NUM!	64.7	67.0	67.5	67.4	66.8	67.3	65.7	68.2	#NUM!	#NUM!
Min	26.3	0.0	30.0	29.1	34.7	34.7	35.7	36.6	26.3	29.3	0.0	0.0
Max	103.4	0.0	94.3	94.3	103.4	94.3	93.0	93.0	90.4	90.4	0.0	0.0
Range	77.1	0.0	64.2	65.2	68.7	59.6	57.3	56.4	64.1	61.1	0.0	0.0

Vehicle Speed (0-25 FT Vehicles)	Hour											
	Total	20:00-21:00	21:00-22:00	22:00-23:00	23:00-00:00	00:00-01:00	01:00-02:00	02:00-03:00	03:00-04:00	04:00-05:00	05:00-06:00	06:00-07:00
MPH												
< 10	0.0%	#DIV/0!	0.0%	0.0%	0.0%	0.0%	0.0%	0.0%	0.0%	0.0%	#DIV/0!	#DIV/0!
10-14	0.0%	#DIV/0!	0.0%	0.0%	0.0%	0.0%	0.0%	0.0%	0.0%	0.0%	#DIV/0!	#DIV/0!
15-19	0.0%	#DIV/0!	0.0%	0.0%	0.0%	0.0%	0.0%	0.0%	0.0%	0.0%	#DIV/0!	#DIV/0!
20-24	0.0%	#DIV/0!	0.0%	0.0%	0.0%	0.0%	0.0%	0.0%	0.0%	0.0%	#DIV/0!	#DIV/0!
25-29	0.1%	#DIV/0!	0.0%	0.0%	0.0%	0.0%	0.0%	0.0%	0.0%	0.9%	#DIV/0!	#DIV/0!
30-34	0.4%	#DIV/0!	0.8%	0.4%	0.0%	0.0%	0.0%	0.0%	1.2%	0.0%	#DIV/0!	#DIV/0!
35-39	0.9%	#DIV/0!	1.4%	1.1%	0.5%	0.0%	1.5%	1.6%	0.0%	0.0%	#DIV/0!	#DIV/0!
40-44	1.8%	#DIV/0!	4.2%	0.4%	0.0%	0.9%	1.5%	1.6%	0.0%	2.7%	#DIV/0!	#DIV/0!
45-49	8.5%	#DIV/0!	11.3%	12.5%	3.2%	4.7%	4.6%	8.2%	4.9%	8.2%	#DIV/0!	#DIV/0!
50-54	16.8%	#DIV/0!	19.4%	15.9%	12.4%	15.9%	13.8%	14.8%	25.9%	14.5%	#DIV/0!	#DIV/0!
55-59	22.4%	#DIV/0!	22.8%	23.1%	25.8%	21.5%	13.8%	23.0%	23.5%	18.2%	#DIV/0!	#DIV/0!
60-64	22.2%	#DIV/0!	20.8%	21.6%	25.3%	22.4%	29.2%	21.3%	16.0%	23.6%	#DIV/0!	#DIV/0!
65-69	14.5%	#DIV/0!	10.1%	11.4%	17.7%	22.4%	21.5%	21.3%	14.8%	14.5%	#DIV/0!	#DIV/0!
70-74	7.3%	#DIV/0!	5.6%	7.2%	8.6%	6.5%	7.7%	3.3%	8.6%	12.7%	#DIV/0!	#DIV/0!
>=75	5.1%	#DIV/0!	3.4%	6.4%	6.5%	5.6%	6.2%	4.9%	4.9%	4.5%	#DIV/0!	#DIV/0!
Total # of vehicles	1229	0	355	264	186	107	65	61	81	110	0	0
Average speed	59.9	#DIV/0!	57.6	59.7	62.0	61.4	61.8	60.6	60.0	60.7	#DIV/0!	#DIV/0!
St. Dev.	9.2	#DIV/0!	9.2	9.6	8.5	7.9	9.1	9.4	8.9	9.1	#DIV/0!	#DIV/0!
85th percentile	68.4	#NUM!	66.6	68.3	68.4	68.4	68.4	68.3	69.4	70.3	#NUM!	#NUM!
Min	29.3	0.0	30.0	30.0	37.5	44.1	37.5	36.6	31.9	29.3	0.0	0.0
Max	103.4	0.0	94.3	94.3	103.4	83.9	93.0	93.0	90.4	90.4	0.0	0.0
Range	74.1	0.0	64.2	64.2	65.8	39.8	55.4	56.4	58.5	61.1	0.0	0.0

Vehicle Speed (25-50 FT Vehicles)	Hour											
	Total	20:00-21:00	21:00-22:00	22:00-23:00	23:00-00:00	00:00-01:00	01:00-02:00	02:00-03:00	03:00-04:00	04:00-05:00	05:00-06:00	06:00-07:00
MPH												
< 10	0.0%	#DIV/0!	0.0%	0.0%	0.0%	0.0%	0.0%	0.0%	0.0%	0.0%	#DIV/0!	#DIV/0!
10-14	0.0%	#DIV/0!	0.0%	0.0%	0.0%	0.0%	0.0%	0.0%	0.0%	0.0%	#DIV/0!	#DIV/0!
15-19	0.0%	#DIV/0!	0.0%	0.0%	0.0%	0.0%	0.0%	0.0%	0.0%	0.0%	#DIV/0!	#DIV/0!
20-24	0.0%	#DIV/0!	0.0%	0.0%	0.0%	0.0%	0.0%	0.0%	0.0%	0.0%	#DIV/0!	#DIV/0!
25-29	0.3%	#DIV/0!	0.0%	2.0%	0.0%	0.0%	0.0%	0.0%	0.0%	0.0%	#DIV/0!	#DIV/0!
30-34	1.1%	#DIV/0!	1.3%	2.0%	3.3%	0.0%	0.0%	0.0%	0.0%	0.0%	#DIV/0!	#DIV/0!
35-39	5.6%	#DIV/0!	7.9%	7.8%	6.7%	0.0%	6.1%	10.7%	4.1%	1.8%	#DIV/0!	#DIV/0!
40-44	16.6%	#DIV/0!	21.1%	11.8%	16.7%	16.1%	24.2%	14.3%	14.3%	14.0%	#DIV/0!	#DIV/0!
45-49	34.6%	#DIV/0!	39.5%	29.4%	26.7%	29.0%	33.3%	50.0%	32.7%	35.1%	#DIV/0!	#DIV/0!
50-54	17.7%	#DIV/0!	10.5%	9.8%	30.0%	29.0%	12.1%	10.7%	24.5%	22.8%	#DIV/0!	#DIV/0!
55-59	14.4%	#DIV/0!	10.5%	23.5%	13.3%	16.1%	21.2%	3.6%	8.2%	17.5%	#DIV/0!	#DIV/0!
60-64	3.7%	#DIV/0!	3.9%	7.8%	0.0%	6.5%	0.0%	3.6%	2.0%	3.5%	#DIV/0!	#DIV/0!
65-69	3.9%	#DIV/0!	5.3%	3.9%	3.3%	0.0%	0.0%	7.1%	6.1%	3.5%	#DIV/0!	#DIV/0!
70-74	0.3%	#DIV/0!	0.0%	0.0%	0.0%	0.0%	0.0%	0.0%	2.0%	0.0%	#DIV/0!	#DIV/0!
>=75	1.7%	#DIV/0!	0.0%	2.0%	0.0%	3.2%	3.0%	0.0%	4.1%	1.8%	#DIV/0!	#DIV/0!
Total # of vehicle	355	0	76	51	30	31	33	28	49	57	0	0
Average speed	50.1	#DIV/0!	48.7	50.8	48.9	52.3	49.4	48.8	50.8	51.1	#DIV/0!	#DIV/0!
St. Dev.	8.5	#DIV/0!	7.8	9.7	7.1	9.7	9.1	7.8	9.0	8.0	#DIV/0!	#DIV/0!
85th percentile	57.2	#NUM!	56.0	58.6	55.6	57.2	56.5	53.5	58.1	57.2	#NUM!	#NUM!
Min	29.1	0.0	32.8	29.1	34.7	40.3	36.6	36.6	34.7	38.5	0.0	0.0
Max	94.3	0.0	69.4	83.4	65.7	94.3	86.2	68.4	76.9	87.2	0.0	0.0
Range	65.2	0.0	36.5	54.3	30.9	53.9	49.6	31.8	42.2	48.7	0.0	0.0

Vehicle Speed (50-75 FT Vehicles)	Hour											
	Total	20:00-21:00	21:00-22:00	22:00-23:00	23:00-00:00	00:00-01:00	01:00-02:00	02:00-03:00	03:00-04:00	04:00-05:00	05:00-06:00	06:00-07:00
MPH												
< 10	0.0%	#DIV/0!	0.0%	0.0%	0.0%	0.0%	0.0%	0.0%	0.0%	0.0%	#DIV/0!	#DIV/0!
10-14	0.0%	#DIV/0!	0.0%	0.0%	0.0%	0.0%	0.0%	0.0%	0.0%	0.0%	#DIV/0!	#DIV/0!
15-19	0.0%	#DIV/0!	0.0%	0.0%	0.0%	0.0%	0.0%	0.0%	0.0%	0.0%	#DIV/0!	#DIV/0!
20-24	0.0%	#DIV/0!	0.0%	0.0%	0.0%	0.0%	0.0%	0.0%	0.0%	0.0%	#DIV/0!	#DIV/0!
25-29	0.6%	#DIV/0!	0.0%	0.0%	0.0%	0.0%	0.0%	0.0%	5.3%	0.0%	#DIV/0!	#DIV/0!
30-34	1.3%	#DIV/0!	2.3%	0.0%	0.0%	5.9%	0.0%	0.0%	0.0%	0.0%	#DIV/0!	#DIV/0!
35-39	8.8%	#DIV/0!	9.3%	15.8%	4.2%	5.9%	18.2%	7.1%	10.5%	0.0%	#DIV/0!	#DIV/0!
40-44	21.3%	#DIV/0!	27.9%	21.1%	8.3%	29.4%	18.2%	21.4%	26.3%	7.7%	#DIV/0!	#DIV/0!
45-49	30.0%	#DIV/0!	37.2%	10.5%	29.2%	23.5%	9.1%	50.0%	31.6%	38.5%	#DIV/0!	#DIV/0!
50-54	21.9%	#DIV/0!	20.9%	26.3%	37.5%	17.6%	9.1%	7.1%	10.5%	38.5%	#DIV/0!	#DIV/0!
55-59	8.8%	#DIV/0!	0.0%	5.3%	12.5%	11.8%	36.4%	7.1%	10.5%	7.7%	#DIV/0!	#DIV/0!
60-64	2.5%	#DIV/0!	0.0%	5.3%	0.0%	5.9%	0.0%	0.0%	5.3%	7.7%	#DIV/0!	#DIV/0!
65-69	2.5%	#DIV/0!	0.0%	5.3%	4.2%	0.0%	9.1%	7.1%	0.0%	0.0%	#DIV/0!	#DIV/0!
70-74	1.3%	#DIV/0!	2.3%	5.3%	0.0%	0.0%	0.0%	0.0%	0.0%	0.0%	#DIV/0!	#DIV/0!
>=75	1.3%	#DIV/0!	0.0%	5.3%	4.2%	0.0%	0.0%	0.0%	0.0%	0.0%	#DIV/0!	#DIV/0!
Total # of vehicle	160	0	43	19	24	17	11	14	19	13	0	0
Average speed	48.6	#DIV/0!	45.9	51.4	52.1	47.1	50.0	48.5	46.4	50.7	#DIV/0!	#DIV/0!
St. Dev.	8.2	#DIV/0!	6.4	11.2	8.3	7.5	10.2	6.6	8.4	5.3	#DIV/0!	#DIV/0!
85th percentile	55.3	#NUM!	51.6	65.5	57.4	55.3	58.1	53.5	54.0	54.2	#NUM!	#NUM!
Min	26.3	0.0	32.8	38.5	39.4	34.7	35.7	37.5	26.3	42.2	0.0	0.0
Max	80.6	0.0	70.3	75.9	80.6	60.0	66.6	65.6	62.8	62.8	0.0	0.0
Range	54.3	0.0	37.5	37.5	41.2	25.3	30.9	28.1	36.5	20.6	0.0	0.0

Vehicle Speed (+75 FT Vehicles)	Hour											
	Total	20:00-21:00	21:00-22:00	22:00-23:00	23:00-00:00	00:00-01:00	01:00-02:00	02:00-03:00	03:00-04:00	04:00-05:00	05:00-06:00	06:00-07:00
MPH												
< 10		0.0% #DIV/0!	0.0%	0.0%	0.0%	0.0%	0.0%	0.0%	0.0%	0.0%	0.0% #DIV/0!	0.0% #DIV/0!
10-14		0.0% #DIV/0!	0.0%	0.0%	0.0%	0.0%	0.0%	0.0%	0.0%	0.0%	0.0% #DIV/0!	0.0% #DIV/0!
15-19		0.0% #DIV/0!	0.0%	0.0%	0.0%	0.0%	0.0%	0.0%	0.0%	0.0%	0.0% #DIV/0!	0.0% #DIV/0!
20-24		0.0% #DIV/0!	0.0%	0.0%	0.0%	0.0%	0.0%	0.0%	0.0%	0.0%	0.0% #DIV/0!	0.0% #DIV/0!
25-29		0.0% #DIV/0!	0.0%	0.0%	0.0%	0.0%	0.0%	0.0%	0.0%	0.0%	0.0% #DIV/0!	0.0% #DIV/0!
30-34		3.9% #DIV/0!	7.1%	12.5%	0.0%	0.0%	0.0%	0.0%	0.0%	0.0%	0.0% #DIV/0!	0.0% #DIV/0!
35-39		15.7% #DIV/0!	7.1%	50.0%	0.0%	0.0%	0.0%	16.7%	33.3%	10.0%	0.0% #DIV/0!	0.0% #DIV/0!
40-44		9.8% #DIV/0!	7.1%	25.0%	0.0%	50.0%	0.0%	0.0%	0.0%	10.0%	0.0% #DIV/0!	0.0% #DIV/0!
45-49		15.7% #DIV/0!	28.6%	0.0%	0.0%	0.0%	0.0%	16.7%	0.0%	30.0%	0.0% #DIV/0!	0.0% #DIV/0!
50-54		21.6% #DIV/0!	14.3%	0.0%	40.0%	50.0%	66.7%	0.0%	66.7%	20.0%	0.0% #DIV/0!	0.0% #DIV/0!
55-59		15.7% #DIV/0!	21.4%	0.0%	60.0%	0.0%	0.0%	16.7%	0.0%	10.0%	0.0% #DIV/0!	0.0% #DIV/0!
60-64		7.8% #DIV/0!	7.1%	12.5%	0.0%	0.0%	0.0%	33.3%	0.0%	0.0%	0.0% #DIV/0!	0.0% #DIV/0!
65-69		2.0% #DIV/0!	0.0%	0.0%	0.0%	0.0%	0.0%	16.7%	0.0%	0.0%	0.0% #DIV/0!	0.0% #DIV/0!
70-74		2.0% #DIV/0!	0.0%	0.0%	0.0%	0.0%	33.3%	0.0%	0.0%	0.0%	0.0% #DIV/0!	0.0% #DIV/0!
>=75		5.9% #DIV/0!	7.1%	0.0%	0.0%	0.0%	0.0%	0.0%	0.0%	20.0%	0.0% #DIV/0!	0.0% #DIV/0!
Total # of vehicle	51	0	14	8	5	2	3	6	3	10	0	0
Average speed	52.2	#DIV/0!	51.9	41.7	56.3	47.4	59.4	56.9	47.2	56.5	#DIV/0!	#DIV/0!
St. Dev.	12.5	#DIV/0!	13.6	8.2	1.9	9.9	11.9	11.0	6.8	15.8	#DIV/0!	#DIV/0!
85th percentile	60.9	#NUM!	58.3	43.1	58.1	52.3	66.9	64.9	51.3	73.7	#NUM!	#NUM!
Min	33.8	0.0	33.8	33.8	54.4	40.3	52.5	38.5	39.4	37.5	0.0	0.0
Max	89.1	0.0	89.1	60.9	58.1	54.4	73.1	68.4	51.6	87.2	0.0	0.0
Range	55.3	0.0	55.3	27.2	3.7	14.1	20.6	30.0	12.2	49.6	0.0	0.0

Day 3 RWA

		Hour										
Vehicle Speed (all vehicles)	Total	20:00-21:00	21:00-22:00	22:00-23:00	23:00-00:00	00:00-01:00	01:00-02:00	02:00-03:00	03:00-04:00	04:00-05:00	05:00-06:00	06:00-07:00
		MPH										
< 10	0.0%	#DIV/0!	0.0%	0.0%	0.0%	0.0%	0.0%	0.0%	0.0%	0.0%	#DIV/0!	#DIV/0!
10-14	0.0%	#DIV/0!	0.0%	0.0%	0.0%	0.0%	0.0%	0.0%	0.0%	0.0%	#DIV/0!	#DIV/0!
15-19	0.0%	#DIV/0!	0.0%	0.0%	0.0%	0.0%	0.0%	0.0%	0.0%	0.0%	#DIV/0!	#DIV/0!
20-24	0.0%	#DIV/0!	0.0%	0.0%	0.0%	0.0%	0.0%	0.0%	0.0%	0.0%	#DIV/0!	#DIV/0!
25-29	0.1%	#DIV/0!	0.0%	0.0%	0.4%	0.0%	0.0%	0.0%	0.0%	0.0%	#DIV/0!	#DIV/0!
30-34	0.7%	#DIV/0!	1.1%	0.3%	0.4%	0.7%	1.0%	0.0%	2.2%	0.0%	#DIV/0!	#DIV/0!
35-39	2.3%	#DIV/0!	1.9%	2.2%	0.8%	4.6%	5.0%	2.7%	4.4%	0.6%	#DIV/0!	#DIV/0!
40-44	7.8%	#DIV/0!	6.5%	5.9%	5.4%	9.8%	10.0%	10.6%	11.1%	10.5%	#DIV/0!	#DIV/0!
45-49	13.1%	#DIV/0!	12.3%	12.5%	9.2%	12.4%	17.0%	19.5%	11.1%	17.1%	#DIV/0!	#DIV/0!
50-54	19.2%	#DIV/0!	20.6%	17.1%	17.9%	22.2%	14.0%	15.9%	25.2%	19.3%	#DIV/0!	#DIV/0!
55-59	22.1%	#DIV/0!	23.8%	24.9%	26.3%	18.3%	19.0%	19.5%	15.6%	18.2%	#DIV/0!	#DIV/0!
60-64	14.7%	#DIV/0!	11.9%	15.9%	17.5%	15.7%	12.0%	15.0%	17.0%	14.9%	#DIV/0!	#DIV/0!
65-69	8.6%	#DIV/0!	9.7%	6.9%	10.8%	7.2%	10.0%	8.0%	6.7%	7.7%	#DIV/0!	#DIV/0!
70-74	6.0%	#DIV/0!	6.1%	8.1%	6.7%	3.9%	7.0%	5.3%	3.7%	4.4%	#DIV/0!	#DIV/0!
>=75	5.5%	#DIV/0!	6.1%	6.2%	4.6%	5.2%	5.0%	3.5%	3.0%	7.2%	#DIV/0!	#DIV/0!
Total # of vehicles	1705	0	462	321	240	153	100	113	135	181	0	0
Average speed	56.9	#DIV/0!	57.2	57.8	58.3	55.4	56.1	55.7	54.5	56.8	#DIV/0!	#DIV/0!
St. Dev.	9.8	#DIV/0!	9.7	9.5	9.4	9.9	10.8	9.9	9.6	10.4	#DIV/0!	#DIV/0!
85th percentile	66.6	#NUM!	66.7	68.9	67.8	64.4	68.9	65.5	64.3	66.6	#NUM!	#NUM!
Min	30.0	0.0	34.0	34.7	30.0	34.7	34.6	36.8	32.3	38.0	0.0	0.0
Max	96.4	0.0	89.5	82.6	96.4	83.8	87.2	87.2	76.9	93.0	0.0	0.0
Range	66.4	0.0	55.6	47.9	66.4	49.1	52.7	50.4	44.7	55.0	0.0	0.0

		Hour										
Vehicle Speed (0-25 FT Vehicles)	Total	20:00-21:00	21:00-22:00	22:00-23:00	23:00-00:00	00:00-01:00	01:00-02:00	02:00-03:00	03:00-04:00	04:00-05:00	05:00-06:00	06:00-07:00
		MPH										
< 10	0.0%	#DIV/0!	0.0%	0.0%	0.0%	0.0%	0.0%	0.0%	0.0%	0.0%	#DIV/0!	#DIV/0!
10-14	0.0%	#DIV/0!	0.0%	0.0%	0.0%	0.0%	0.0%	0.0%	0.0%	0.0%	#DIV/0!	#DIV/0!
15-19	0.0%	#DIV/0!	0.0%	0.0%	0.0%	0.0%	0.0%	0.0%	0.0%	0.0%	#DIV/0!	#DIV/0!
20-24	0.0%	#DIV/0!	0.0%	0.0%	0.0%	0.0%	0.0%	0.0%	0.0%	0.0%	#DIV/0!	#DIV/0!
25-29	0.1%	#DIV/0!	0.0%	0.0%	0.5%	0.0%	0.0%	0.0%	0.0%	0.0%	#DIV/0!	#DIV/0!
30-34	0.6%	#DIV/0!	1.5%	0.4%	0.0%	0.8%	1.5%	0.0%	0.0%	0.0%	#DIV/0!	#DIV/0!
35-39	1.7%	#DIV/0!	2.1%	0.4%	1.1%	3.4%	1.5%	1.3%	4.8%	0.8%	#DIV/0!	#DIV/0!
40-44	5.6%	#DIV/0!	4.1%	4.1%	2.6%	7.6%	2.9%	7.9%	10.8%	11.9%	#DIV/0!	#DIV/0!
45-49	10.9%	#DIV/0!	10.9%	9.8%	5.8%	10.2%	16.2%	19.7%	8.4%	15.3%	#DIV/0!	#DIV/0!
50-54	19.2%	#DIV/0!	21.9%	17.9%	20.5%	22.0%	16.2%	7.9%	19.3%	18.6%	#DIV/0!	#DIV/0!
55-59	23.4%	#DIV/0!	24.3%	27.6%	27.4%	20.3%	20.6%	23.7%	14.5%	16.1%	#DIV/0!	#DIV/0!
60-64	15.9%	#DIV/0!	13.6%	16.7%	15.8%	17.8%	8.8%	19.7%	24.1%	15.3%	#DIV/0!	#DIV/0!
65-69	10.1%	#DIV/0!	10.9%	8.1%	12.6%	7.6%	14.7%	9.2%	8.4%	9.3%	#DIV/0!	#DIV/0!
70-74	6.7%	#DIV/0!	6.2%	7.7%	7.9%	4.2%	10.3%	6.6%	6.0%	5.1%	#DIV/0!	#DIV/0!
>=75	5.7%	#DIV/0!	4.4%	7.3%	5.8%	5.9%	7.4%	3.9%	3.6%	7.6%	#DIV/0!	#DIV/0!
Total # of vehicles	1237	0	338	246	190	118	68	76	83	118	0	0
Average speed	57.9	#DIV/0!	57.5	58.9	59.5	56.6	58.8	57.4	56.5	57.0	#DIV/0!	#DIV/0!
St. Dev.	9.6	#DIV/0!	9.3	9.0	9.3	9.8	10.6	9.8	9.7	10.8	#DIV/0!	#DIV/0!
85th percentile	67.8	#NUM!	66.6	69.6	68.9	65.5	70.5	67.8	65.9	66.6	#NUM!	#NUM!
Min	30.0	0.0	34.0	34.7	30.0	34.7	34.6	38.0	38.0	38.0	0.0	0.0
Max	96.4	0.0	89.5	82.6	96.4	83.8	87.2	87.2	76.9	93.0	0.0	0.0
Range	66.4	0.0	55.6	47.9	66.4	49.1	52.7	49.2	38.9	55.0	0.0	0.0

Vehicle Speed (25-50 FT Vehicles)	Hour											
	Total	20:00-21:00	21:00-22:00	22:00-23:00	23:00-00:00	00:00-01:00	01:00-02:00	02:00-03:00	03:00-04:00	04:00-05:00	05:00-06:00	06:00-07:00
MPH												
< 10	0.0%	#DIV/0!	0.0%	0.0%	0.0%	0.0%	0.0%	0.0%	0.0%	0.0%	#DIV/0!	#DIV/0!
10-14	0.0%	#DIV/0!	0.0%	0.0%	0.0%	0.0%	0.0%	0.0%	0.0%	0.0%	#DIV/0!	#DIV/0!
15-19	0.0%	#DIV/0!	0.0%	0.0%	0.0%	0.0%	0.0%	0.0%	0.0%	0.0%	#DIV/0!	#DIV/0!
20-24	0.0%	#DIV/0!	0.0%	0.0%	0.0%	0.0%	0.0%	0.0%	0.0%	0.0%	#DIV/0!	#DIV/0!
25-29	0.0%	#DIV/0!	0.0%	0.0%	0.0%	0.0%	0.0%	0.0%	0.0%	0.0%	#DIV/0!	#DIV/0!
30-34	1.1%	#DIV/0!	0.0%	0.0%	2.6%	0.0%	0.0%	0.0%	7.7%	0.0%	#DIV/0!	#DIV/0!
35-39	4.2%	#DIV/0!	2.2%	8.8%	0.0%	12.0%	10.7%	3.3%	2.6%	0.0%	#DIV/0!	#DIV/0!
40-44	13.6%	#DIV/0!	14.1%	8.8%	18.4%	16.0%	28.6%	16.7%	15.4%	1.9%	#DIV/0!	#DIV/0!
45-49	18.3%	#DIV/0!	10.9%	22.8%	23.7%	16.0%	17.9%	23.3%	15.4%	23.1%	#DIV/0!	#DIV/0!
50-54	18.6%	#DIV/0!	18.5%	15.8%	2.6%	24.0%	10.7%	33.3%	28.2%	19.2%	#DIV/0!	#DIV/0!
55-59	18.8%	#DIV/0!	22.8%	14.0%	23.7%	16.0%	10.7%	6.7%	20.5%	25.0%	#DIV/0!	#DIV/0!
60-64	11.1%	#DIV/0!	7.6%	12.3%	26.3%	4.0%	21.4%	3.3%	2.6%	13.5%	#DIV/0!	#DIV/0!
65-69	4.7%	#DIV/0!	6.5%	3.5%	2.6%	4.0%	0.0%	6.7%	5.1%	5.8%	#DIV/0!	#DIV/0!
70-74	4.4%	#DIV/0!	6.5%	10.5%	0.0%	4.0%	0.0%	3.3%	0.0%	3.8%	#DIV/0!	#DIV/0!
>=75	5.3%	#DIV/0!	10.9%	3.5%	0.0%	4.0%	0.0%	3.3%	2.6%	7.7%	#DIV/0!	#DIV/0!
Total # of vehicle	361	0	92	57	38	25	28	30	39	52	0	0
Average speed	54.4	#DIV/0!	56.9	54.7	53.4	51.1	50.4	52.2	51.1	57.6	#DIV/0!	#DIV/0!
St. Dev.	10.3	#DIV/0!	11.0	10.8	8.6	9.3	9.0	9.4	9.4	9.8	#DIV/0!	#DIV/0!
85th percentile	64.3	#NUM!	69.9	67.5	63.2	57.6	63.1	61.9	59.7	67.0	#NUM!	#NUM!
Min	31.1	0.0	39.1	36.8	31.1	36.8	36.8	36.8	32.3	44.9	0.0	0.0
Max	90.7	0.0	83.8	78.6	67.8	74.1	64.4	78.1	76.9	90.7	0.0	0.0
Range	59.5	0.0	44.6	41.7	36.6	37.2	27.6	41.2	44.7	45.8	0.0	0.0

Vehicle Speed (50-75 FT Vehicles)	Hour											
	Total	20:00-21:00	21:00-22:00	22:00-23:00	23:00-00:00	00:00-01:00	01:00-02:00	02:00-03:00	03:00-04:00	04:00-05:00	05:00-06:00	06:00-07:00
MPH												
< 10	0.0%	#DIV/0!	0.0%	0.0%	0.0%	0.0%	0.0%	0.0%	0.0%	0.0%	#DIV/0!	#DIV/0!
10-14	0.0%	#DIV/0!	0.0%	0.0%	0.0%	0.0%	0.0%	0.0%	0.0%	0.0%	#DIV/0!	#DIV/0!
15-19	0.0%	#DIV/0!	0.0%	0.0%	0.0%	0.0%	0.0%	0.0%	0.0%	0.0%	#DIV/0!	#DIV/0!
20-24	0.0%	#DIV/0!	0.0%	0.0%	0.0%	0.0%	0.0%	0.0%	0.0%	0.0%	#DIV/0!	#DIV/0!
25-29	0.0%	#DIV/0!	0.0%	0.0%	0.0%	0.0%	0.0%	0.0%	0.0%	0.0%	#DIV/0!	#DIV/0!
30-34	0.0%	#DIV/0!	0.0%	0.0%	0.0%	0.0%	0.0%	0.0%	0.0%	0.0%	#DIV/0!	#DIV/0!
35-39	4.5%	#DIV/0!	0.0%	7.7%	0.0%	0.0%	25.0%	16.7%	8.3%	0.0%	#DIV/0!	#DIV/0!
40-44	11.4%	#DIV/0!	4.2%	23.1%	9.1%	12.5%	0.0%	16.7%	0.0%	30.0%	#DIV/0!	#DIV/0!
45-49	23.9%	#DIV/0!	37.5%	23.1%	18.2%	37.5%	25.0%	0.0%	16.7%	10.0%	#DIV/0!	#DIV/0!
50-54	23.9%	#DIV/0!	12.5%	7.7%	27.3%	25.0%	0.0%	33.3%	58.3%	30.0%	#DIV/0!	#DIV/0!
55-59	18.2%	#DIV/0!	20.8%	23.1%	18.2%	0.0%	50.0%	33.3%	8.3%	10.0%	#DIV/0!	#DIV/0!
60-64	11.4%	#DIV/0!	8.3%	15.4%	18.2%	12.5%	0.0%	0.0%	8.3%	20.0%	#DIV/0!	#DIV/0!
65-69	3.4%	#DIV/0!	8.3%	0.0%	0.0%	12.5%	0.0%	0.0%	0.0%	0.0%	#DIV/0!	#DIV/0!
70-74	2.3%	#DIV/0!	4.2%	0.0%	9.1%	0.0%	0.0%	0.0%	0.0%	0.0%	#DIV/0!	#DIV/0!
>=75	1.1%	#DIV/0!	4.2%	0.0%	0.0%	0.0%	0.0%	0.0%	0.0%	0.0%	#DIV/0!	#DIV/0!
Total # of vehicle	88	0	24	13	11	8	4	6	12	10	0	0
Average speed	52.4	#DIV/0!	54.3	51.1	54.4	51.9	48.9	49.8	51.6	51.7	#DIV/0!	#DIV/0!
St. Dev.	7.7	#DIV/0!	8.2	7.8	8.0	8.2	9.5	8.1	5.5	7.6	#DIV/0!	#DIV/0!
85th percentile	60.9	#NUM!	62.5	60.2	61.5	61.6	55.8	56.6	55.3	59.6	#NUM!	#NUM!
Min	35.7	0.0	41.4	38.0	43.7	41.4	35.7	38.0	39.1	41.4	0.0	0.0
Max	74.1	0.0	74.1	62.0	70.1	65.5	56.3	57.5	60.9	64.3	0.0	0.0
Range	38.4	0.0	32.7	24.0	26.3	24.0	20.6	19.5	21.8	22.9	0.0	0.0



Vehicle Speed (+75 FT Vehicles)	Hour											
	Total	20:00-21:00	21:00-22:00	22:00-23:00	23:00-00:00	00:00-01:00	01:00-02:00	02:00-03:00	03:00-04:00	04:00-05:00	05:00-06:00	06:00-07:00
MPH												
< 10	0.0%	#DIV/0!	0.0%	0.0%	0.0%	0.0%	#DIV/0!	0.0%	0.0%	0.0%	#DIV/0!	#DIV/0!
10-14	0.0%	#DIV/0!	0.0%	0.0%	0.0%	0.0%	#DIV/0!	0.0%	0.0%	0.0%	#DIV/0!	#DIV/0!
15-19	0.0%	#DIV/0!	0.0%	0.0%	0.0%	0.0%	#DIV/0!	0.0%	0.0%	0.0%	#DIV/0!	#DIV/0!
20-24	0.0%	#DIV/0!	0.0%	0.0%	0.0%	0.0%	#DIV/0!	0.0%	0.0%	0.0%	#DIV/0!	#DIV/0!
25-29	0.0%	#DIV/0!	0.0%	0.0%	0.0%	0.0%	#DIV/0!	0.0%	0.0%	0.0%	#DIV/0!	#DIV/0!
30-34	0.0%	#DIV/0!	0.0%	0.0%	0.0%	0.0%	#DIV/0!	0.0%	0.0%	0.0%	#DIV/0!	#DIV/0!
35-39	0.0%	#DIV/0!	0.0%	0.0%	0.0%	0.0%	#DIV/0!	0.0%	0.0%	0.0%	#DIV/0!	#DIV/0!
40-44	26.3%	#DIV/0!	25.0%	20.0%	0.0%	50.0%	#DIV/0!	0.0%	0.0%	100.0%	#DIV/0!	#DIV/0!
45-49	5.3%	#DIV/0!	12.5%	0.0%	0.0%	0.0%	#DIV/0!	0.0%	0.0%	0.0%	#DIV/0!	#DIV/0!
50-54	10.5%	#DIV/0!	12.5%	20.0%	0.0%	0.0%	#DIV/0!	0.0%	0.0%	0.0%	#DIV/0!	#DIV/0!
55-59	15.8%	#DIV/0!	25.0%	20.0%	0.0%	0.0%	#DIV/0!	0.0%	0.0%	0.0%	#DIV/0!	#DIV/0!
60-64	21.1%	#DIV/0!	0.0%	20.0%	0.0%	50.0%	#DIV/0!	100.0%	100.0%	0.0%	#DIV/0!	#DIV/0!
65-69	5.3%	#DIV/0!	0.0%	0.0%	100.0%	0.0%	#DIV/0!	0.0%	0.0%	0.0%	#DIV/0!	#DIV/0!
70-74	5.3%	#DIV/0!	0.0%	20.0%	0.0%	0.0%	#DIV/0!	0.0%	0.0%	0.0%	#DIV/0!	#DIV/0!
>=75	10.5%	#DIV/0!	25.0%	0.0%	0.0%	0.0%	#DIV/0!	0.0%	0.0%	0.0%	#DIV/0!	#DIV/0!
Total # of vehicle	19	0	8	5	1	2	0	1	1	1	0	0
Average speed	57.0	#DIV/0!	57.2	58.1	67.8	51.7	#DIV/0!	60.9	60.9	42.6	#DIV/0!	#DIV/0!
St. Dev.	11.8	#DIV/0!	14.1	10.2	#DIV/0!	16.2	#DIV/0!	#DIV/0!	#DIV/0!	#DIV/0!	#DIV/0!	#DIV/0!
85th percentile	68.8	#NUM!	74.7	65.8	67.8	59.7	#NUM!	60.9	60.9	42.6	#NUM!	#NUM!
Min	40.3	0.0	43.7	43.7	67.8	40.3	0.0	60.9	60.9	42.6	0.0	0.0
Max	81.5	0.0	81.5	71.2	67.8	63.2	0.0	60.9	60.9	42.6	0.0	0.0
Range	41.2	0.0	37.8	27.5	0.0	22.9	0.0	0.0	0.0	0.0	0.0	0.0

Day 3 Beginning of Taper

Vehicle Speed (all vehicles)	Hour											
	Total	20:00-21:00	21:00-22:00	22:00-23:00	23:00-00:00	00:00-01:00	01:00-02:00	02:00-03:00	03:00-04:00	04:00-05:00	05:00-06:00	06:00-07:00
MPH												
< 10	0.0%	#DIV/0!	0.0%	0.0%	0.0%	0.0%	0.0%	0.0%	0.0%	0.0%	#DIV/0!	#DIV/0!
10-14	0.0%	#DIV/0!	0.0%	0.0%	0.0%	0.0%	0.0%	0.0%	0.0%	0.0%	#DIV/0!	#DIV/0!
15-19	0.1%	#DIV/0!	0.2%	0.0%	0.0%	0.0%	0.0%	0.0%	0.0%	0.5%	#DIV/0!	#DIV/0!
20-24	0.0%	#DIV/0!	0.0%	0.0%	0.0%	0.0%	0.0%	0.0%	0.0%	0.0%	#DIV/0!	#DIV/0!
25-29	0.1%	#DIV/0!	0.4%	0.0%	0.0%	0.0%	0.0%	0.0%	0.0%	0.0%	#DIV/0!	#DIV/0!
30-34	0.4%	#DIV/0!	0.8%	0.0%	0.4%	0.0%	0.0%	0.0%	0.7%	0.5%	#DIV/0!	#DIV/0!
35-39	2.5%	#DIV/0!	4.9%	2.8%	0.0%	0.6%	1.9%	3.5%	0.7%	1.5%	#DIV/0!	#DIV/0!
40-44	6.4%	#DIV/0!	8.5%	5.6%	3.6%	5.8%	7.4%	5.2%	5.3%	7.5%	#DIV/0!	#DIV/0!
45-49	17.2%	#DIV/0!	21.5%	15.1%	11.5%	10.4%	17.6%	14.8%	22.0%	20.5%	#DIV/0!	#DIV/0!
50-54	27.8%	#DIV/0!	26.4%	27.9%	29.8%	35.7%	30.6%	20.0%	25.3%	27.5%	#DIV/0!	#DIV/0!
55-59	18.4%	#DIV/0!	16.1%	18.7%	23.4%	17.5%	16.7%	21.7%	20.0%	16.0%	#DIV/0!	#DIV/0!
60-64	12.6%	#DIV/0!	13.2%	13.7%	13.5%	11.0%	7.4%	14.8%	11.3%	12.0%	#DIV/0!	#DIV/0!
65-69	9.1%	#DIV/0!	6.7%	8.9%	13.1%	14.3%	13.0%	12.2%	6.0%	4.5%	#DIV/0!	#DIV/0!
70-74	2.3%	#DIV/0!	0.4%	3.9%	1.6%	1.3%	1.9%	2.6%	4.7%	4.0%	#DIV/0!	#DIV/0!
>=75	3.1%	#DIV/0!	0.8%	3.4%	3.2%	3.2%	3.7%	5.2%	4.0%	5.5%	#DIV/0!	#DIV/0!
Total # of vehicles	1829	0	492	358	252	154	108	115	150	200	0	0
Average speed	55.1	#DIV/0!	52.8	55.9	57.1	56.5	55.2	56.9	55.6	54.6	#DIV/0!	#DIV/0!
St. Dev.	8.7	#DIV/0!	8.4	8.5	8.0	8.4	8.5	9.3	9.1	9.1	#DIV/0!	#DIV/0!
85th percentile	63.9	#NUM!	61.6	65.0	65.0	65.0	66.1	66.1	63.9	63.9	#NUM!	#NUM!
Min	19.5	0.0	19.5	35.4	34.3	37.7	35.4	37.7	34.3	19.5	0.0	0.0
Max	96.3	0.0	78.7	83.6	96.3	90.0	77.5	84.3	86.8	86.6	0.0	0.0
Range	76.8	0.0	59.2	48.2	62.0	52.3	42.1	46.6	52.5	67.1	0.0	0.0

Vehicle Speed (0-25 FT Vehicles)	Hour											
	Total	20:00-21:00	21:00-22:00	22:00-23:00	23:00-00:00	00:00-01:00	01:00-02:00	02:00-03:00	03:00-04:00	04:00-05:00	05:00-06:00	06:00-07:00
MPH												
< 10	0.0%	#DIV/0!	0.0%	0.0%	0.0%	0.0%	0.0%	0.0%	0.0%	0.0%	#DIV/0!	#DIV/0!
10-14	0.0%	#DIV/0!	0.0%	0.0%	0.0%	0.0%	0.0%	0.0%	0.0%	0.0%	#DIV/0!	#DIV/0!
15-19	0.1%	#DIV/0!	0.0%	0.0%	0.0%	0.0%	0.0%	0.0%	0.0%	0.8%	#DIV/0!	#DIV/0!
20-24	0.0%	#DIV/0!	0.0%	0.0%	0.0%	0.0%	0.0%	0.0%	0.0%	0.0%	#DIV/0!	#DIV/0!
25-29	0.1%	#DIV/0!	0.3%	0.0%	0.0%	0.0%	0.0%	0.0%	0.0%	0.0%	#DIV/0!	#DIV/0!
30-34	0.4%	#DIV/0!	0.8%	0.0%	0.5%	0.0%	0.0%	0.0%	0.0%	0.8%	#DIV/0!	#DIV/0!
35-39	2.1%	#DIV/0!	3.7%	2.2%	0.0%	0.9%	1.5%	4.1%	1.2%	0.8%	#DIV/0!	#DIV/0!
40-44	4.2%	#DIV/0!	5.8%	4.4%	2.6%	3.6%	3.0%	1.4%	1.2%	6.6%	#DIV/0!	#DIV/0!
45-49	13.7%	#DIV/0!	19.3%	13.5%	7.2%	8.2%	13.4%	9.6%	12.8%	15.6%	#DIV/0!	#DIV/0!
50-54	24.9%	#DIV/0!	25.3%	23.3%	28.4%	30.0%	28.4%	15.1%	22.1%	23.0%	#DIV/0!	#DIV/0!
55-59	19.2%	#DIV/0!	18.5%	20.4%	23.2%	16.4%	16.4%	17.8%	18.6%	18.0%	#DIV/0!	#DIV/0!
60-64	16.2%	#DIV/0!	16.4%	16.4%	16.0%	14.5%	10.4%	20.5%	18.6%	15.6%	#DIV/0!	#DIV/0!
65-69	12.3%	#DIV/0!	8.4%	11.3%	16.5%	20.0%	17.9%	19.2%	10.5%	6.6%	#DIV/0!	#DIV/0!
70-74	3.0%	#DIV/0!	0.5%	4.7%	2.1%	1.8%	3.0%	4.1%	8.1%	4.9%	#DIV/0!	#DIV/0!
>=75	4.0%	#DIV/0!	1.1%	4.0%	3.6%	4.5%	6.0%	8.2%	7.0%	7.4%	#DIV/0!	#DIV/0!
Total # of vehicles	1306	0	379	275	194	110	67	73	86	122	0	0
Average speed	56.8	#DIV/0!	54.3	57.1	58.3	58.4	57.7	59.9	59.3	56.2	#DIV/0!	#DIV/0!
St. Dev.	8.9	#DIV/0!	8.2	8.6	8.2	8.9	8.8	9.7	9.6	9.8	#DIV/0!	#DIV/0!
85th percentile	65.0	#NUM!	62.7	66.1	65.7	66.9	67.3	69.6	68.7	65.0	#NUM!	#NUM!
Min	19.5	0.0	25.2	35.4	34.3	37.7	35.4	38.8	40.0	19.5	0.0	0.0
Max	96.3	0.0	78.7	83.6	96.3	90.0	77.5	84.3	86.8	86.6	0.0	0.0
Range	76.8	0.0	53.5	48.2	62.0	52.3	42.1	45.5	46.8	67.1	0.0	0.0

Vehicle Speed (25-50 FT Vehicles)	Hour											
	Total	20:00-21:00	21:00-22:00	22:00-23:00	23:00-00:00	00:00-01:00	01:00-02:00	02:00-03:00	03:00-04:00	04:00-05:00	05:00-06:00	06:00-07:00
MPH												
< 10	0.0%	#DIV/0!	0.0%	0.0%	0.0%	0.0%	0.0%	0.0%	0.0%	0.0%	#DIV/0!	#DIV/0!
10-14	0.0%	#DIV/0!	0.0%	0.0%	0.0%	0.0%	0.0%	0.0%	0.0%	0.0%	#DIV/0!	#DIV/0!
15-19	0.3%	#DIV/0!	1.3%	0.0%	0.0%	0.0%	0.0%	0.0%	0.0%	0.0%	#DIV/0!	#DIV/0!
20-24	0.0%	#DIV/0!	0.0%	0.0%	0.0%	0.0%	0.0%	0.0%	0.0%	0.0%	#DIV/0!	#DIV/0!
25-29	0.0%	#DIV/0!	0.0%	0.0%	0.0%	0.0%	0.0%	0.0%	0.0%	0.0%	#DIV/0!	#DIV/0!
30-34	0.5%	#DIV/0!	1.3%	0.0%	0.0%	0.0%	0.0%	0.0%	2.2%	0.0%	#DIV/0!	#DIV/0!
35-39	4.2%	#DIV/0!	11.3%	5.5%	0.0%	0.0%	3.4%	3.3%	0.0%	3.2%	#DIV/0!	#DIV/0!
40-44	12.4%	#DIV/0!	20.0%	10.9%	6.8%	15.6%	17.2%	6.7%	8.7%	9.7%	#DIV/0!	#DIV/0!
45-49	24.3%	#DIV/0!	23.8%	16.4%	25.0%	15.6%	20.7%	26.7%	34.8%	29.0%	#DIV/0!	#DIV/0!
50-54	36.0%	#DIV/0!	30.0%	45.5%	31.8%	50.0%	37.9%	36.7%	28.3%	35.5%	#DIV/0!	#DIV/0!
55-59	16.4%	#DIV/0!	8.8%	12.7%	25.0%	18.8%	13.8%	26.7%	23.9%	12.9%	#DIV/0!	#DIV/0!
60-64	3.7%	#DIV/0!	2.5%	5.5%	6.8%	0.0%	3.4%	0.0%	2.2%	6.5%	#DIV/0!	#DIV/0!
65-69	1.1%	#DIV/0!	1.3%	0.0%	2.3%	0.0%	3.4%	0.0%	0.0%	1.6%	#DIV/0!	#DIV/0!
70-74	0.3%	#DIV/0!	0.0%	1.8%	0.0%	0.0%	0.0%	0.0%	0.0%	0.0%	#DIV/0!	#DIV/0!
>=75	0.8%	#DIV/0!	0.0%	1.8%	2.3%	0.0%	0.0%	0.0%	0.0%	1.6%	#DIV/0!	#DIV/0!
Total # of vehicle	378	0	80	55	44	32	29	30	46	62	0	0
Average speed	50.8	#DIV/0!	47.6	52.0	53.4	51.3	50.9	51.2	51.1	51.5	#DIV/0!	#DIV/0!
St. Dev.	6.7	#DIV/0!	7.2	7.1	6.4	4.6	6.5	5.0	5.6	6.9	#DIV/0!	#DIV/0!
85th percentile	57.0	#NUM!	53.6	57.0	58.2	55.9	58.0	55.9	57.0	58.0	#NUM!	#NUM!
Min	19.5	0.0	19.5	38.8	43.4	42.3	38.8	37.7	34.3	40.0	0.0	0.0
Max	78.7	0.0	65.0	77.5	77.5	57.0	67.3	58.2	63.9	78.7	0.0	0.0
Range	59.2	0.0	45.5	38.7	34.1	14.8	28.4	20.5	29.6	38.7	0.0	0.0

Vehicle Speed (50-75 FT Vehicles)	Hour											
	Total	20:00-21:00	21:00-22:00	22:00-23:00	23:00-00:00	00:00-01:00	01:00-02:00	02:00-03:00	03:00-04:00	04:00-05:00	05:00-06:00	06:00-07:00
MPH												
< 10	0.0%	#DIV/0!	0.0%	0.0%	0.0%	0.0%	0.0%	0.0%	0.0%	0.0%	#DIV/0!	#DIV/0!
10-14	0.0%	#DIV/0!	0.0%	0.0%	0.0%	0.0%	0.0%	0.0%	0.0%	0.0%	#DIV/0!	#DIV/0!
15-19	0.0%	#DIV/0!	0.0%	0.0%	0.0%	0.0%	0.0%	0.0%	0.0%	0.0%	#DIV/0!	#DIV/0!
20-24	0.0%	#DIV/0!	0.0%	0.0%	0.0%	0.0%	0.0%	0.0%	0.0%	0.0%	#DIV/0!	#DIV/0!
25-29	0.9%	#DIV/0!	3.8%	0.0%	0.0%	0.0%	0.0%	0.0%	0.0%	0.0%	#DIV/0!	#DIV/0!
30-34	0.0%	#DIV/0!	0.0%	0.0%	0.0%	0.0%	0.0%	0.0%	0.0%	0.0%	#DIV/0!	#DIV/0!
35-39	0.9%	#DIV/0!	0.0%	4.5%	0.0%	0.0%	0.0%	0.0%	0.0%	0.0%	#DIV/0!	#DIV/0!
40-44	12.8%	#DIV/0!	15.4%	9.1%	7.7%	0.0%	8.3%	33.3%	21.4%	9.1%	#DIV/0!	#DIV/0!
45-49	29.9%	#DIV/0!	46.2%	27.3%	30.8%	20.0%	33.3%	11.1%	28.6%	18.2%	#DIV/0!	#DIV/0!
50-54	35.0%	#DIV/0!	26.9%	45.5%	38.5%	50.0%	25.0%	11.1%	35.7%	45.5%	#DIV/0!	#DIV/0!
55-59	14.5%	#DIV/0!	7.7%	4.5%	23.1%	20.0%	25.0%	33.3%	14.3%	9.1%	#DIV/0!	#DIV/0!
60-64	3.4%	#DIV/0!	0.0%	4.5%	0.0%	10.0%	0.0%	11.1%	0.0%	9.1%	#DIV/0!	#DIV/0!
65-69	1.7%	#DIV/0!	0.0%	4.5%	0.0%	0.0%	8.3%	0.0%	0.0%	0.0%	#DIV/0!	#DIV/0!
70-74	0.9%	#DIV/0!	0.0%	0.0%	0.0%	0.0%	0.0%	0.0%	0.0%	9.1%	#DIV/0!	#DIV/0!
>=75	0.0%	#DIV/0!	0.0%	0.0%	0.0%	0.0%	0.0%	0.0%	0.0%	0.0%	#DIV/0!	#DIV/0!
Total # of vehicle	117	0	26	22	13	10	12	9	14	11	0	0
Average speed	51.0	#DIV/0!	48.5	51.0	51.8	53.3	51.6	52.5	49.3	54.0	#DIV/0!	#DIV/0!
St. Dev.	6.0	#DIV/0!	6.3	5.8	4.4	5.1	6.5	7.2	5.0	7.0	#DIV/0!	#DIV/0!
85th percentile	57.0	#NUM!	53.6	54.6	56.1	57.0	56.7	59.3	53.7	58.8	#NUM!	#NUM!
Min	26.3	0.0	26.3	40.0	44.5	46.8	43.4	44.5	41.1	44.5	0.0	0.0
Max	70.7	0.0	58.2	65.0	58.2	63.9	66.1	62.7	58.2	70.7	0.0	0.0
Range	44.4	0.0	31.9	25.0	13.7	17.1	22.8	18.2	17.1	26.2	0.0	0.0

Vehicle Speed (+75 FT Vehicles)	Hour											
	Total	20:00-21:00	21:00-22:00	22:00-23:00	23:00-00:00	00:00-01:00	01:00-02:00	02:00-03:00	03:00-04:00	04:00-05:00	05:00-06:00	06:00-07:00
MPH												
< 10	0.0%	#DIV/0!	0.0%	0.0%	0.0%	0.0%	#DIV/0!	0.0%	0.0%	0.0%	#DIV/0!	#DIV/0!
10-14	0.0%	#DIV/0!	0.0%	0.0%	0.0%	0.0%	#DIV/0!	0.0%	0.0%	0.0%	#DIV/0!	#DIV/0!
15-19	0.0%	#DIV/0!	0.0%	0.0%	0.0%	0.0%	#DIV/0!	0.0%	0.0%	0.0%	#DIV/0!	#DIV/0!
20-24	0.0%	#DIV/0!	0.0%	0.0%	0.0%	0.0%	#DIV/0!	0.0%	0.0%	0.0%	#DIV/0!	#DIV/0!
25-29	0.0%	#DIV/0!	0.0%	0.0%	0.0%	0.0%	#DIV/0!	0.0%	0.0%	0.0%	#DIV/0!	#DIV/0!
30-34	0.0%	#DIV/0!	0.0%	0.0%	0.0%	0.0%	#DIV/0!	0.0%	0.0%	0.0%	#DIV/0!	#DIV/0!
35-39	3.6%	#DIV/0!	14.3%	0.0%	0.0%	0.0%	#DIV/0!	0.0%	0.0%	0.0%	#DIV/0!	#DIV/0!
40-44	0.0%	#DIV/0!	0.0%	0.0%	0.0%	0.0%	#DIV/0!	0.0%	0.0%	0.0%	#DIV/0!	#DIV/0!
45-49	32.1%	#DIV/0!	28.6%	33.3%	0.0%	0.0%	#DIV/0!	33.3%	50.0%	40.0%	#DIV/0!	#DIV/0!
50-54	25.0%	#DIV/0!	42.9%	16.7%	100.0%	50.0%	#DIV/0!	0.0%	25.0%	0.0%	#DIV/0!	#DIV/0!
55-59	25.0%	#DIV/0!	0.0%	50.0%	0.0%	50.0%	#DIV/0!	33.3%	25.0%	20.0%	#DIV/0!	#DIV/0!
60-64	7.1%	#DIV/0!	14.3%	0.0%	0.0%	0.0%	#DIV/0!	33.3%	0.0%	0.0%	#DIV/0!	#DIV/0!
65-69	0.0%	#DIV/0!	0.0%	0.0%	0.0%	0.0%	#DIV/0!	0.0%	0.0%	0.0%	#DIV/0!	#DIV/0!
70-74	3.6%	#DIV/0!	0.0%	0.0%	0.0%	0.0%	#DIV/0!	0.0%	0.0%	20.0%	#DIV/0!	#DIV/0!
>=75	3.6%	#DIV/0!	0.0%	0.0%	0.0%	0.0%	#DIV/0!	0.0%	0.0%	20.0%	#DIV/0!	#DIV/0!
Total # of vehicle	28	0	7	6	1	2	0	3	4	5	0	0
Average speed	52.6	#DIV/0!	49.7	52.7	53.6	54.2	#DIV/0!	56.3	50.5	55.9	#DIV/0!	#DIV/0!
St. Dev.	7.1	#DIV/0!	6.8	5.1	#DIV/0!	4.0	#DIV/0!	7.6	4.3	13.5	#DIV/0!	#DIV/0!
85th percentile	58.3	#NUM!	52.4	56.8	53.6	56.2	#NUM!	61.4	53.9	66.9	#NUM!	#NUM!
Min	38.8	0.0	38.8	46.8	53.6	51.4	0.0	47.9	45.7	45.7	0.0	0.0
Max	74.1	0.0	61.6	59.3	53.6	57.0	0.0	62.7	55.9	74.1	0.0	0.0
Range	35.3	0.0	22.8	12.5	0.0	5.7	0.0	14.8	10.2	28.4	0.0	0.0

Day 3 End of Taper

		Hour										
Vehicle Speed (all vehicles)	Total	20:00-21:00	21:00-22:00	22:00-23:00	23:00-00:00	00:00-01:00	01:00-02:00	02:00-03:00	03:00-04:00	04:00-05:00	05:00-06:00	06:00-07:00
		MPH										
< 10	0.0%	#DIV/0!	0.0%	0.0%	0.0%	0.0%	0.0%	0.0%	0.0%	0.0%	#DIV/0!	#DIV/0!
10-14	0.0%	#DIV/0!	0.0%	0.0%	0.0%	0.0%	0.0%	0.0%	0.0%	0.0%	#DIV/0!	#DIV/0!
15-19	0.1%	#DIV/0!	0.2%	0.0%	0.0%	0.0%	0.0%	0.0%	0.0%	0.0%	#DIV/0!	#DIV/0!
20-24	0.0%	#DIV/0!	0.0%	0.0%	0.0%	0.0%	0.0%	0.0%	0.0%	0.0%	#DIV/0!	#DIV/0!
25-29	1.8%	#DIV/0!	4.9%	1.6%	0.5%	0.7%	0.0%	0.0%	0.0%	0.0%	#DIV/0!	#DIV/0!
30-34	3.5%	#DIV/0!	9.6%	1.6%	0.5%	3.4%	2.0%	0.0%	0.8%	0.7%	#DIV/0!	#DIV/0!
35-39	8.0%	#DIV/0!	15.0%	7.8%	3.2%	4.1%	7.1%	3.7%	3.1%	7.9%	#DIV/0!	#DIV/0!
40-44	14.4%	#DIV/0!	16.6%	19.8%	11.9%	15.0%	13.1%	7.3%	13.1%	7.2%	#DIV/0!	#DIV/0!
45-49	20.1%	#DIV/0!	18.7%	19.8%	25.7%	16.3%	18.2%	25.7%	15.4%	21.1%	#DIV/0!	#DIV/0!
50-54	18.6%	#DIV/0!	15.0%	18.8%	18.3%	14.3%	25.3%	16.5%	23.1%	26.3%	#DIV/0!	#DIV/0!
55-59	13.6%	#DIV/0!	10.3%	13.3%	14.2%	18.4%	17.2%	11.9%	16.9%	13.8%	#DIV/0!	#DIV/0!
60-64	9.8%	#DIV/0!	4.7%	8.1%	11.0%	18.4%	9.1%	18.3%	11.5%	10.5%	#DIV/0!	#DIV/0!
65-69	5.1%	#DIV/0!	3.3%	5.5%	8.3%	3.4%	3.0%	5.5%	3.1%	9.2%	#DIV/0!	#DIV/0!
70-74	2.4%	#DIV/0!	0.7%	1.9%	2.8%	3.4%	2.0%	5.5%	6.9%	0.7%	#DIV/0!	#DIV/0!
>=75	2.7%	#DIV/0!	1.2%	1.6%	3.7%	2.7%	3.0%	5.5%	6.2%	2.6%	#DIV/0!	#DIV/0!
Total # of vehicles	1591	0	428	308	218	147	99	109	130	152	0	0
Average speed	51.2	#DIV/0!	46.1	50.8	53.9	53.5	52.1	55.6	55.4	53.4	#DIV/0!	#DIV/0!
St. Dev.	10.6	#DIV/0!	10.4	9.8	9.6	10.3	9.4	10.1	10.7	9.6	#DIV/0!	#DIV/0!
85th percentile	62.1	#NUM!	56.5	60.9	64.5	62.7	61.2	65.4	65.9	63.6	#NUM!	#NUM!
Min	19.1	0.0	19.1	28.0	29.7	29.7	30.6	35.1	30.6	33.3	0.0	0.0
Max	85.9	0.0	76.1	80.6	78.8	83.2	80.6	83.2	85.9	84.1	0.0	0.0
Range	66.9	0.0	57.1	52.6	49.0	53.5	49.9	48.1	55.3	50.8	0.0	0.0

		Hour										
Vehicle Speed (0-25 FT Vehicles)	Total	20:00-21:00	21:00-22:00	22:00-23:00	23:00-00:00	00:00-01:00	01:00-02:00	02:00-03:00	03:00-04:00	04:00-05:00	05:00-06:00	06:00-07:00
		MPH										
< 10	0.0%	#DIV/0!	0.0%	0.0%	0.0%	0.0%	0.0%	0.0%	0.0%	0.0%	#DIV/0!	#DIV/0!
10-14	0.0%	#DIV/0!	0.0%	0.0%	0.0%	0.0%	0.0%	0.0%	0.0%	0.0%	#DIV/0!	#DIV/0!
15-19	0.1%	#DIV/0!	0.3%	0.0%	0.0%	0.0%	0.0%	0.0%	0.0%	0.0%	#DIV/0!	#DIV/0!
20-24	0.0%	#DIV/0!	0.0%	0.0%	0.0%	0.0%	0.0%	0.0%	0.0%	0.0%	#DIV/0!	#DIV/0!
25-29	2.0%	#DIV/0!	4.7%	1.9%	0.6%	1.0%	0.0%	0.0%	0.0%	0.0%	#DIV/0!	#DIV/0!
30-34	3.6%	#DIV/0!	7.7%	2.4%	0.6%	5.2%	1.9%	0.0%	0.0%	1.3%	#DIV/0!	#DIV/0!
35-39	8.5%	#DIV/0!	14.5%	6.2%	2.5%	5.2%	9.6%	7.4%	3.7%	11.7%	#DIV/0!	#DIV/0!
40-44	14.1%	#DIV/0!	14.5%	19.9%	12.3%	16.7%	13.5%	5.6%	13.0%	3.9%	#DIV/0!	#DIV/0!
45-49	18.4%	#DIV/0!	19.2%	18.5%	22.8%	15.6%	17.3%	16.7%	11.1%	16.9%	#DIV/0!	#DIV/0!
50-54	17.5%	#DIV/0!	16.8%	18.0%	16.7%	13.5%	23.1%	14.8%	18.5%	23.4%	#DIV/0!	#DIV/0!
55-59	13.6%	#DIV/0!	10.4%	13.7%	14.2%	16.7%	11.5%	9.3%	25.9%	15.6%	#DIV/0!	#DIV/0!
60-64	10.5%	#DIV/0!	5.4%	8.5%	13.0%	16.7%	11.5%	22.2%	7.4%	15.6%	#DIV/0!	#DIV/0!
65-69	5.7%	#DIV/0!	3.7%	7.1%	8.6%	4.2%	5.8%	5.6%	3.7%	6.5%	#DIV/0!	#DIV/0!
70-74	2.5%	#DIV/0!	1.0%	1.4%	3.7%	3.1%	1.9%	9.3%	5.6%	1.3%	#DIV/0!	#DIV/0!
>=75	3.6%	#DIV/0!	1.7%	2.4%	4.9%	2.1%	3.8%	9.3%	11.1%	3.9%	#DIV/0!	#DIV/0!
Total # of vehicles	1003	0	297	211	162	96	52	54	54	77	0	0
Average speed	51.5	#DIV/0!	47.0	51.3	54.8	52.1	52.4	57.3	56.8	53.9	#DIV/0!	#DIV/0!
St. Dev.	11.0	#DIV/0!	10.7	10.3	10.1	10.4	10.2	11.7	11.6	10.4	#DIV/0!	#DIV/0!
85th percentile	62.7	#NUM!	57.4	61.8	66.2	62.7	61.8	70.9	67.2	62.7	#NUM!	#NUM!
Min	19.1	0.0	19.1	28.0	29.7	29.7	32.4	35.1	39.6	33.3	0.0	0.0
Max	85.9	0.0	76.1	80.6	78.8	80.6	77.9	83.2	85.9	81.4	0.0	0.0
Range	66.9	0.0	57.1	52.6	49.0	50.8	45.5	48.1	46.4	48.1	0.0	0.0

Vehicle Speed (25-50 FT Vehicles)	Hour											
	Total	20:00-21:00	21:00-22:00	22:00-23:00	23:00-00:00	00:00-01:00	01:00-02:00	02:00-03:00	03:00-04:00	04:00-05:00	05:00-06:00	06:00-07:00
MPH												
< 10	0.0%	#DIV/0!	0.0%	0.0%	0.0%	0.0%	0.0%	0.0%	0.0%	0.0%	#DIV/0!	#DIV/0!
10-14	0.0%	#DIV/0!	0.0%	0.0%	0.0%	0.0%	0.0%	0.0%	0.0%	0.0%	#DIV/0!	#DIV/0!
15-19	0.0%	#DIV/0!	0.0%	0.0%	0.0%	0.0%	0.0%	0.0%	0.0%	0.0%	#DIV/0!	#DIV/0!
20-24	0.0%	#DIV/0!	0.0%	0.0%	0.0%	0.0%	0.0%	0.0%	0.0%	0.0%	#DIV/0!	#DIV/0!
25-29	1.2%	#DIV/0!	4.5%	1.7%	0.0%	0.0%	0.0%	0.0%	0.0%	0.0%	#DIV/0!	#DIV/0!
30-34	1.8%	#DIV/0!	7.6%	0.0%	0.0%	0.0%	0.0%	0.0%	2.3%	0.0%	#DIV/0!	#DIV/0!
35-39	7.2%	#DIV/0!	15.2%	15.5%	4.2%	3.8%	6.9%	0.0%	0.0%	1.9%	#DIV/0!	#DIV/0!
40-44	12.7%	#DIV/0!	22.7%	10.3%	8.3%	11.5%	13.8%	5.9%	7.0%	13.5%	#DIV/0!	#DIV/0!
45-49	24.7%	#DIV/0!	22.7%	22.4%	33.3%	23.1%	24.1%	32.4%	18.6%	26.9%	#DIV/0!	#DIV/0!
50-54	23.2%	#DIV/0!	13.6%	24.1%	33.3%	19.2%	27.6%	20.6%	25.6%	28.8%	#DIV/0!	#DIV/0!
55-59	12.7%	#DIV/0!	12.1%	8.6%	12.5%	11.5%	17.2%	17.6%	11.6%	13.5%	#DIV/0!	#DIV/0!
60-64	8.1%	#DIV/0!	1.5%	8.6%	0.0%	23.1%	6.9%	11.8%	18.6%	1.9%	#DIV/0!	#DIV/0!
65-69	3.9%	#DIV/0!	0.0%	3.4%	8.3%	0.0%	0.0%	5.9%	2.3%	11.5%	#DIV/0!	#DIV/0!
70-74	2.7%	#DIV/0!	0.0%	5.2%	0.0%	0.0%	0.0%	2.9%	11.6%	0.0%	#DIV/0!	#DIV/0!
>=75	1.8%	#DIV/0!	0.0%	0.0%	0.0%	7.7%	3.4%	2.9%	2.3%	1.9%	#DIV/0!	#DIV/0!
Total # of vehicle	332	0	66	58	24	26	29	34	43	52	0	0
Average speed	51.3	#DIV/0!	44.7	50.4	51.0	55.2	51.5	55.1	56.1	52.5	#DIV/0!	#DIV/0!
St. Dev.	9.7	#DIV/0!	8.4	9.6	7.0	11.1	8.7	8.5	9.9	8.8	#DIV/0!	#DIV/0!
85th percentile	60.9	#NUM!	53.8	60.5	57.9	64.5	57.4	62.8	66.1	61.0	#NUM!	#NUM!
Min	28.0	0.0	28.0	29.7	37.8	36.9	36.9	44.9	30.6	36.9	0.0	0.0
Max	84.1	0.0	60.9	71.6	67.2	83.2	80.6	80.6	80.6	84.1	0.0	0.0
Range	56.2	0.0	33.0	41.9	29.4	46.4	43.7	35.7	49.9	47.2	0.0	0.0

Vehicle Speed (50-75 FT Vehicles)	Hour											
	Total	20:00-21:00	21:00-22:00	22:00-23:00	23:00-00:00	00:00-01:00	01:00-02:00	02:00-03:00	03:00-04:00	04:00-05:00	05:00-06:00	06:00-07:00
MPH												
< 10	0.0%	#DIV/0!	0.0%	0.0%	0.0%	0.0%	0.0%	0.0%	0.0%	0.0%	#DIV/0!	#DIV/0!
10-14	0.0%	#DIV/0!	0.0%	0.0%	0.0%	0.0%	0.0%	0.0%	0.0%	0.0%	#DIV/0!	#DIV/0!
15-19	0.0%	#DIV/0!	0.0%	0.0%	0.0%	0.0%	0.0%	0.0%	0.0%	0.0%	#DIV/0!	#DIV/0!
20-24	0.0%	#DIV/0!	0.0%	0.0%	0.0%	0.0%	0.0%	0.0%	0.0%	0.0%	#DIV/0!	#DIV/0!
25-29	2.5%	#DIV/0!	10.0%	0.0%	0.0%	0.0%	0.0%	0.0%	0.0%	0.0%	#DIV/0!	#DIV/0!
30-34	7.6%	#DIV/0!	26.7%	0.0%	0.0%	0.0%	11.1%	0.0%	0.0%	0.0%	#DIV/0!	#DIV/0!
35-39	6.8%	#DIV/0!	13.3%	0.0%	8.7%	0.0%	0.0%	0.0%	11.1%	0.0%	#DIV/0!	#DIV/0!
40-44	22.9%	#DIV/0!	20.0%	42.9%	8.7%	50.0%	11.1%	18.2%	38.9%	0.0%	#DIV/0!	#DIV/0!
45-49	24.6%	#DIV/0!	10.0%	28.6%	39.1%	16.7%	0.0%	54.5%	22.2%	28.6%	#DIV/0!	#DIV/0!
50-54	12.7%	#DIV/0!	10.0%	0.0%	13.0%	0.0%	33.3%	9.1%	16.7%	28.6%	#DIV/0!	#DIV/0!
55-59	12.7%	#DIV/0!	6.7%	28.6%	17.4%	0.0%	33.3%	9.1%	5.6%	0.0%	#DIV/0!	#DIV/0!
60-64	5.9%	#DIV/0!	3.3%	0.0%	8.7%	16.7%	0.0%	9.1%	5.6%	14.3%	#DIV/0!	#DIV/0!
65-69	2.5%	#DIV/0!	0.0%	0.0%	4.3%	0.0%	0.0%	0.0%	0.0%	28.6%	#DIV/0!	#DIV/0!
70-74	1.7%	#DIV/0!	0.0%	0.0%	0.0%	16.7%	11.1%	0.0%	0.0%	0.0%	#DIV/0!	#DIV/0!
>=75	0.0%	#DIV/0!	0.0%	0.0%	0.0%	0.0%	0.0%	0.0%	0.0%	0.0%	#DIV/0!	#DIV/0!
Total # of vehicle	118	0	30	14	23	6	9	11	18	7	0	0
Average speed	48.0	#DIV/0!	41.5	48.5	50.9	52.0	52.5	48.5	47.2	57.3	#DIV/0!	#DIV/0!
St. Dev.	9.3	#DIV/0!	9.4	6.4	7.6	12.6	11.4	5.3	6.6	10.0	#DIV/0!	#DIV/0!
85th percentile	57.4	#NUM!	53.8	57.4	58.9	64.1	58.5	53.4	51.9	69.1	#NUM!	#NUM!
Min	28.9	0.0	28.9	40.4	39.6	40.4	30.6	43.1	37.8	45.8	0.0	0.0
Max	73.4	0.0	63.6	59.2	66.3	73.4	72.5	60.1	62.7	69.9	0.0	0.0
Range	44.6	0.0	34.8	18.7	26.7	33.0	41.9	16.9	25.0	24.1	0.0	0.0

Vehicle Speed (+75 FT Vehicles)	Hour											
	Total	20:00-21:00	21:00-22:00	22:00-23:00	23:00-00:00	00:00-01:00	01:00-02:00	02:00-03:00	03:00-04:00	04:00-05:00	05:00-06:00	06:00-07:00
MPH												
< 10	0.0%	#DIV/0!	0.0%	0.0%	0.0%	0.0%	0.0%	0.0%	0.0%	0.0%	#DIV/0!	#DIV/0!
10-14	0.0%	#DIV/0!	0.0%	0.0%	0.0%	0.0%	0.0%	0.0%	0.0%	0.0%	#DIV/0!	#DIV/0!
15-19	0.0%	#DIV/0!	0.0%	0.0%	0.0%	0.0%	0.0%	0.0%	0.0%	0.0%	#DIV/0!	#DIV/0!
20-24	0.0%	#DIV/0!	0.0%	0.0%	0.0%	0.0%	0.0%	0.0%	0.0%	0.0%	#DIV/0!	#DIV/0!
25-29	0.7%	#DIV/0!	2.9%	0.0%	0.0%	0.0%	0.0%	0.0%	0.0%	0.0%	#DIV/0!	#DIV/0!
30-34	3.6%	#DIV/0!	14.3%	0.0%	0.0%	0.0%	0.0%	0.0%	0.0%	0.0%	#DIV/0!	#DIV/0!
35-39	8.0%	#DIV/0!	20.0%	8.0%	0.0%	0.0%	0.0%	0.0%	0.0%	12.5%	#DIV/0!	#DIV/0!
40-44	13.8%	#DIV/0!	20.0%	28.0%	22.2%	0.0%	11.1%	10.0%	0.0%	6.3%	#DIV/0!	#DIV/0!
45-49	16.7%	#DIV/0!	14.3%	20.0%	22.2%	10.5%	22.2%	20.0%	13.3%	18.8%	#DIV/0!	#DIV/0!
50-54	20.3%	#DIV/0!	5.7%	24.0%	22.2%	15.8%	22.2%	20.0%	40.0%	31.3%	#DIV/0!	#DIV/0!
55-59	16.7%	#DIV/0!	8.6%	12.0%	11.1%	42.1%	33.3%	10.0%	13.3%	12.5%	#DIV/0!	#DIV/0!
60-64	12.3%	#DIV/0!	5.7%	8.0%	11.1%	21.1%	11.1%	30.0%	13.3%	12.5%	#DIV/0!	#DIV/0!
65-69	5.8%	#DIV/0!	8.6%	0.0%	11.1%	5.3%	0.0%	10.0%	6.7%	6.3%	#DIV/0!	#DIV/0!
70-74	1.4%	#DIV/0!	0.0%	0.0%	0.0%	5.3%	0.0%	0.0%	6.7%	0.0%	#DIV/0!	#DIV/0!
>=75	0.7%	#DIV/0!	0.0%	0.0%	0.0%	0.0%	0.0%	0.0%	6.7%	0.0%	#DIV/0!	#DIV/0!
Total # of vehicle	138	0	35	25	9	19	9	10	15	16	0	0
Average speed	51.7	#DIV/0!	45.4	48.9	52.5	58.3	52.3	56.2	57.9	52.3	#DIV/0!	#DIV/0!
St. Dev.	9.9	#DIV/0!	11.3	7.6	8.7	6.3	5.9	7.4	9.5	8.5	#DIV/0!	#DIV/0!
85th percentile	62.7	#NUM!	58.1	57.2	62.2	64.5	57.2	64.5	67.7	61.6	#NUM!	#NUM!
Min	28.9	0.0	28.9	35.1	40.4	47.6	41.3	44.9	46.7	35.1	0.0	0.0
Max	78.8	0.0	68.1	62.7	67.2	72.5	60.9	65.4	78.8	66.3	0.0	0.0
Range	49.9	0.0	39.2	27.6	26.7	25.0	19.6	20.5	32.1	31.2	0.0	0.0

Day 3 1<sup>st</sup> WZ

Vehicle Speed (all vehicles)	Hour											
	Total	20:00-21:00	21:00-22:00	22:00-23:00	23:00-00:00	00:00-01:00	01:00-02:00	02:00-03:00	03:00-04:00	04:00-05:00	05:00-06:00	06:00-07:00
MPH												
< 10	0.1%	#DIV/0!	0.4%	0.0%	0.0%	0.0%	0.0%	0.0%	0.0%	0.0%	#DIV/0!	#DIV/0!
10-14	0.7%	#DIV/0!	2.4%	0.3%	0.4%	0.0%	0.0%	0.0%	0.0%	0.0%	#DIV/0!	#DIV/0!
15-19	1.2%	#DIV/0!	3.8%	1.1%	0.4%	0.0%	0.0%	0.0%	0.0%	0.0%	#DIV/0!	#DIV/0!
20-24	3.6%	#DIV/0!	7.5%	4.5%	3.5%	1.8%	0.0%	0.0%	0.0%	1.0%	#DIV/0!	#DIV/0!
25-29	5.7%	#DIV/0!	11.5%	7.4%	6.3%	0.6%	1.7%	0.0%	0.0%	2.5%	#DIV/0!	#DIV/0!
30-34	8.6%	#DIV/0!	14.1%	12.6%	7.0%	5.9%	2.6%	3.8%	1.8%	3.9%	#DIV/0!	#DIV/0!
35-39	19.2%	#DIV/0!	28.2%	26.8%	15.5%	16.5%	18.1%	6.1%	9.4%	7.8%	#DIV/0!	#DIV/0!
40-44	19.1%	#DIV/0!	17.9%	21.3%	19.0%	20.6%	25.0%	19.1%	15.2%	16.7%	#DIV/0!	#DIV/0!
45-49	19.6%	#DIV/0!	9.5%	15.0%	23.6%	28.8%	23.3%	29.0%	29.2%	24.0%	#DIV/0!	#DIV/0!
50-54	13.7%	#DIV/0!	4.2%	7.6%	17.3%	18.2%	17.2%	27.5%	21.6%	22.5%	#DIV/0!	#DIV/0!
55-59	4.4%	#DIV/0!	0.4%	1.6%	3.9%	5.3%	6.0%	6.9%	8.2%	13.7%	#DIV/0!	#DIV/0!
60-64	2.7%	#DIV/0!	0.0%	1.3%	2.1%	1.8%	5.2%	4.6%	8.8%	5.4%	#DIV/0!	#DIV/0!
65-69	0.6%	#DIV/0!	0.2%	0.3%	0.7%	0.6%	0.0%	1.5%	0.6%	1.5%	#DIV/0!	#DIV/0!
70-74	0.4%	#DIV/0!	0.0%	0.3%	0.4%	0.0%	0.0%	0.8%	2.9%	0.0%	#DIV/0!	#DIV/0!
>=75	0.4%	#DIV/0!	0.0%	0.0%	0.0%	0.0%	0.9%	0.8%	2.3%	1.0%	#DIV/0!	#DIV/0!
Total # of vehicles	1960	0	504	380	284	170	116	131	171	204	0	0
Average speed	42.4	#DIV/0!	35.6	39.5	43.2	45.2	46.0	48.4	50.0	48.4	#DIV/0!	#DIV/0!
St. Dev.	10.2	#DIV/0!	9.3	8.7	9.4	7.6	8.0	8.1	8.7	9.2	#DIV/0!	#DIV/0!
85th percentile	52.3	#NUM!	44.3	47.8	51.2	52.3	53.5	54.6	57.8	56.9	#NUM!	#NUM!
Min	8.9	0.0	8.9	14.6	13.5	21.5	29.5	30.6	32.9	21.5	0.0	0.0
Max	85.5	0.0	69.5	71.8	70.6	66.1	77.5	85.5	76.4	84.4	0.0	0.0
Range	76.6	0.0	60.6	57.2	57.2	44.6	48.0	54.9	43.5	62.9	0.0	0.0

Vehicle Speed (0-25 FT Vehicles)	Hour											
	Total	20:00-21:00	21:00-22:00	22:00-23:00	23:00-00:00	00:00-01:00	01:00-02:00	02:00-03:00	03:00-04:00	04:00-05:00	05:00-06:00	06:00-07:00
MPH												
< 10	0.2%	#DIV/0!	0.5%	0.0%	0.0%	0.0%	0.0%	0.0%	0.0%	0.0%	#DIV/0!	#DIV/0!
10-14	0.9%	#DIV/0!	2.9%	0.3%	0.0%	0.0%	0.0%	0.0%	0.0%	0.0%	#DIV/0!	#DIV/0!
15-19	1.5%	#DIV/0!	4.5%	0.7%	0.5%	0.0%	0.0%	0.0%	0.0%	0.0%	#DIV/0!	#DIV/0!
20-24	3.7%	#DIV/0!	6.3%	4.9%	3.3%	1.9%	0.0%	0.0%	0.0%	0.9%	#DIV/0!	#DIV/0!
25-29	6.1%	#DIV/0!	10.8%	7.7%	5.7%	0.9%	0.0%	0.0%	0.0%	3.4%	#DIV/0!	#DIV/0!
30-34	7.9%	#DIV/0!	12.7%	10.8%	6.6%	4.7%	0.0%	4.5%	0.0%	2.6%	#DIV/0!	#DIV/0!
35-39	18.9%	#DIV/0!	29.0%	24.1%	15.6%	10.3%	14.3%	6.0%	4.6%	6.8%	#DIV/0!	#DIV/0!
40-44	18.3%	#DIV/0!	17.4%	22.0%	19.9%	19.6%	21.4%	11.9%	14.9%	12.8%	#DIV/0!	#DIV/0!
45-49	18.6%	#DIV/0!	10.8%	16.4%	23.2%	30.8%	26.8%	22.4%	23.0%	20.5%	#DIV/0!	#DIV/0!
50-54	13.9%	#DIV/0!	4.7%	8.7%	19.0%	21.5%	17.9%	31.3%	21.8%	22.2%	#DIV/0!	#DIV/0!
55-59	5.1%	#DIV/0!	0.3%	2.1%	3.3%	7.5%	8.9%	10.4%	11.5%	19.7%	#DIV/0!	#DIV/0!
60-64	3.2%	#DIV/0!	0.0%	1.4%	2.4%	1.9%	8.9%	7.5%	13.8%	7.7%	#DIV/0!	#DIV/0!
65-69	0.5%	#DIV/0!	0.0%	0.3%	0.5%	0.9%	0.0%	3.0%	0.0%	1.7%	#DIV/0!	#DIV/0!
70-74	0.5%	#DIV/0!	0.0%	0.3%	0.0%	0.0%	0.0%	1.5%	5.7%	0.0%	#DIV/0!	#DIV/0!
>=75	0.6%	#DIV/0!	0.0%	0.0%	0.0%	0.0%	1.8%	1.5%	4.6%	1.7%	#DIV/0!	#DIV/0!
Total # of vehicles	1310	0	379	286	211	107	56	67	87	117	0	0
Average speed	42.5	#DIV/0!	35.7	40.0	43.4	46.4	48.4	50.7	52.9	50.0	#DIV/0!	#DIV/0!
St. Dev.	10.8	#DIV/0!	9.5	9.0	9.0	7.7	8.3	9.3	9.2	9.9	#DIV/0!	#DIV/0!
85th percentile	52.3	#NUM!	45.5	47.8	51.2	53.5	55.8	58.1	62.6	58.7	#NUM!	#NUM!
Min	8.9	0.0	8.9	14.6	18.0	21.5	35.2	30.6	36.3	21.5	0.0	0.0
Max	85.5	0.0	55.8	71.8	66.1	66.1	77.5	85.5	76.4	84.4	0.0	0.0
Range	76.6	0.0	46.9	57.2	48.0	44.6	42.3	54.9	40.0	62.9	0.0	0.0



Vehicle Speed (25-50 FT Vehicles)	Hour											
	Total	20:00-21:00	21:00-22:00	22:00-23:00	23:00-00:00	00:00-01:00	01:00-02:00	02:00-03:00	03:00-04:00	04:00-05:00	05:00-06:00	06:00-07:00
MPH												
< 10	0.0%	#DIV/0!	0.0%	0.0%	0.0%	0.0%	0.0%	0.0%	0.0%	0.0%	#DIV/0!	#DIV/0!
10-14	0.0%	#DIV/0!	0.0%	0.0%	0.0%	0.0%	0.0%	0.0%	0.0%	0.0%	#DIV/0!	#DIV/0!
15-19	0.6%	#DIV/0!	3.2%	0.0%	0.0%	0.0%	0.0%	0.0%	0.0%	0.0%	#DIV/0!	#DIV/0!
20-24	2.3%	#DIV/0!	9.5%	0.0%	2.4%	2.9%	0.0%	0.0%	0.0%	0.0%	#DIV/0!	#DIV/0!
25-29	3.1%	#DIV/0!	11.1%	2.0%	4.9%	0.0%	0.0%	0.0%	0.0%	1.9%	#DIV/0!	#DIV/0!
30-34	6.5%	#DIV/0!	15.9%	13.7%	4.9%	5.9%	0.0%	2.6%	2.3%	0.0%	#DIV/0!	#DIV/0!
35-39	17.6%	#DIV/0!	23.8%	43.1%	9.8%	17.6%	17.9%	5.1%	6.8%	9.6%	#DIV/0!	#DIV/0!
40-44	22.4%	#DIV/0!	20.6%	21.6%	19.5%	20.6%	39.3%	20.5%	18.2%	25.0%	#DIV/0!	#DIV/0!
45-49	24.1%	#DIV/0!	7.9%	13.7%	31.7%	32.4%	17.9%	38.5%	31.8%	28.8%	#DIV/0!	#DIV/0!
50-54	16.2%	#DIV/0!	4.8%	5.9%	14.6%	14.7%	17.9%	28.2%	29.5%	21.2%	#DIV/0!	#DIV/0!
55-59	4.0%	#DIV/0!	1.6%	0.0%	7.3%	2.9%	3.6%	5.1%	4.5%	7.7%	#DIV/0!	#DIV/0!
60-64	2.3%	#DIV/0!	0.0%	0.0%	2.4%	2.9%	3.6%	0.0%	6.8%	3.8%	#DIV/0!	#DIV/0!
65-69	0.9%	#DIV/0!	1.6%	0.0%	2.4%	0.0%	0.0%	0.0%	0.0%	1.9%	#DIV/0!	#DIV/0!
70-74	0.0%	#DIV/0!	0.0%	0.0%	0.0%	0.0%	0.0%	0.0%	0.0%	0.0%	#DIV/0!	#DIV/0!
>=75	0.0%	#DIV/0!	0.0%	0.0%	0.0%	0.0%	0.0%	0.0%	0.0%	0.0%	#DIV/0!	#DIV/0!
Total # of vehicle	352	0	63	51	41	34	28	39	44	52	0	0
Average speed	43.9	#DIV/0!	37.0	40.1	45.3	44.9	45.1	46.6	48.6	47.6	#DIV/0!	#DIV/0!
St. Dev.	8.5	#DIV/0!	9.7	5.1	9.2	7.4	6.6	5.5	6.8	7.2	#DIV/0!	#DIV/0!
85th percentile	52.3	#NUM!	45.1	46.0	52.3	51.3	53.4	52.3	54.1	54.6	#NUM!	#NUM!
Min	16.9	0.0	16.9	29.5	20.3	24.9	35.2	30.6	32.9	28.3	0.0	0.0
Max	69.5	0.0	69.5	51.2	66.1	63.8	62.6	56.9	64.9	66.1	0.0	0.0
Range	52.6	0.0	52.6	21.7	45.7	38.9	27.4	26.3	32.0	37.7	0.0	0.0

Vehicle Speed (50-75 FT Vehicles)	Hour											
	Total	20:00-21:00	21:00-22:00	22:00-23:00	23:00-00:00	00:00-01:00	01:00-02:00	02:00-03:00	03:00-04:00	04:00-05:00	05:00-06:00	06:00-07:00
MPH												
< 10	0.0%	#DIV/0!	0.0%	0.0%	0.0%	0.0%	0.0%	0.0%	0.0%	0.0%	#DIV/0!	#DIV/0!
10-14	0.9%	#DIV/0!	2.0%	0.0%	3.6%	0.0%	0.0%	0.0%	0.0%	0.0%	#DIV/0!	#DIV/0!
15-19	0.4%	#DIV/0!	0.0%	3.4%	0.0%	0.0%	0.0%	0.0%	0.0%	0.0%	#DIV/0!	#DIV/0!
20-24	5.1%	#DIV/0!	16.3%	6.9%	7.1%	0.0%	0.0%	0.0%	0.0%	0.0%	#DIV/0!	#DIV/0!
25-29	8.1%	#DIV/0!	18.4%	17.2%	14.3%	0.0%	3.7%	0.0%	0.0%	0.0%	#DIV/0!	#DIV/0!
30-34	16.2%	#DIV/0!	24.5%	27.6%	14.3%	13.0%	11.1%	5.0%	6.1%	19.2%	#DIV/0!	#DIV/0!
35-39	21.7%	#DIV/0!	24.5%	20.7%	17.9%	43.5%	25.9%	10.0%	21.2%	7.7%	#DIV/0!	#DIV/0!
40-44	16.2%	#DIV/0!	10.2%	10.3%	14.3%	21.7%	14.8%	40.0%	12.1%	19.2%	#DIV/0!	#DIV/0!
45-49	20.9%	#DIV/0!	4.1%	6.9%	17.9%	8.7%	25.9%	35.0%	45.5%	34.6%	#DIV/0!	#DIV/0!
50-54	9.4%	#DIV/0!	0.0%	3.4%	7.1%	13.0%	14.8%	10.0%	15.2%	19.2%	#DIV/0!	#DIV/0!
55-59	0.4%	#DIV/0!	0.0%	0.0%	0.0%	0.0%	3.7%	0.0%	0.0%	0.0%	#DIV/0!	#DIV/0!
60-64	0.4%	#DIV/0!	0.0%	3.4%	0.0%	0.0%	0.0%	0.0%	0.0%	0.0%	#DIV/0!	#DIV/0!
65-69	0.0%	#DIV/0!	0.0%	0.0%	0.0%	0.0%	0.0%	0.0%	0.0%	0.0%	#DIV/0!	#DIV/0!
70-74	0.4%	#DIV/0!	0.0%	0.0%	3.6%	0.0%	0.0%	0.0%	0.0%	0.0%	#DIV/0!	#DIV/0!
>=75	0.0%	#DIV/0!	0.0%	0.0%	0.0%	0.0%	0.0%	0.0%	0.0%	0.0%	#DIV/0!	#DIV/0!
Total # of vehicle	235	0	49	29	28	23	27	20	33	26	0	0
Average speed	39.3	#DIV/0!	32.4	34.9	38.0	40.3	43.1	43.4	44.5	43.7	#DIV/0!	#DIV/0!
St. Dev.	8.9	#DIV/0!	7.1	9.2	11.5	6.2	7.7	4.6	5.9	7.0	#DIV/0!	#DIV/0!
85th percentile	48.9	#NUM!	39.8	43.0	47.7	47.9	52.3	46.8	49.1	50.3	#NUM!	#NUM!
Min	13.5	0.0	13.5	18.0	13.5	30.6	29.5	32.9	32.9	30.6	0.0	0.0
Max	70.6	0.0	47.8	61.5	70.6	52.3	56.9	51.2	53.5	54.6	0.0	0.0
Range	57.2	0.0	34.3	43.5	57.2	21.7	27.4	18.3	20.6	24.0	0.0	0.0

Vehicle Speed (+75 FT Vehicles)	Hour											
	Total	20:00-21:00	21:00-22:00	22:00-23:00	23:00-00:00	00:00-01:00	01:00-02:00	02:00-03:00	03:00-04:00	04:00-05:00	05:00-06:00	06:00-07:00
MPH												
< 10		0.0% #DIV/0!	0.0%	0.0%	0.0%	0.0%	0.0%	0.0%	0.0%	0.0%	#DIV/0!	#DIV/0!
10-14		0.0% #DIV/0!	0.0%	0.0%	0.0%	0.0%	0.0%	0.0%	0.0%	0.0%	#DIV/0!	#DIV/0!
15-19		1.6% #DIV/0!	0.0%	7.1%	0.0%	0.0%	0.0%	0.0%	0.0%	0.0%	#DIV/0!	#DIV/0!
20-24		3.2% #DIV/0!	0.0%	7.1%	0.0%	0.0%	0.0%	0.0%	0.0%	11.1%	#DIV/0!	#DIV/0!
25-29		3.2% #DIV/0!	7.7%	0.0%	0.0%	0.0%	20.0%	0.0%	0.0%	0.0%	#DIV/0!	#DIV/0!
30-34		4.8% #DIV/0!	7.7%	14.3%	0.0%	0.0%	0.0%	0.0%	0.0%	0.0%	#DIV/0!	#DIV/0!
35-39		27.0% #DIV/0!	38.5%	35.7%	50.0%	16.7%	20.0%	0.0%	28.6%	11.1%	#DIV/0!	#DIV/0!
40-44		27.0% #DIV/0!	46.2%	28.6%	0.0%	33.3%	40.0%	20.0%	14.3%	11.1%	#DIV/0!	#DIV/0!
45-49		11.1% #DIV/0!	0.0%	7.1%	0.0%	50.0%	0.0%	20.0%	14.3%	11.1%	#DIV/0!	#DIV/0!
50-54		12.7% #DIV/0!	0.0%	0.0%	25.0%	0.0%	20.0%	40.0%	0.0%	44.4%	#DIV/0!	#DIV/0!
55-59		6.3% #DIV/0!	0.0%	0.0%	25.0%	0.0%	0.0%	0.0%	28.6%	11.1%	#DIV/0!	#DIV/0!
60-64		1.6% #DIV/0!	0.0%	0.0%	0.0%	0.0%	0.0%	20.0%	0.0%	0.0%	#DIV/0!	#DIV/0!
65-69		1.6% #DIV/0!	0.0%	0.0%	0.0%	0.0%	0.0%	0.0%	14.3%	0.0%	#DIV/0!	#DIV/0!
70-74		0.0% #DIV/0!	0.0%	0.0%	0.0%	0.0%	0.0%	0.0%	0.0%	0.0%	#DIV/0!	#DIV/0!
>=75		0.0% #DIV/0!	0.0%	0.0%	0.0%	0.0%	0.0%	0.0%	0.0%	0.0%	#DIV/0!	#DIV/0!
Total # of vehicle	63	0	13	14	4	6	5	5	7	9	0	0
Average speed	43.1	#DIV/0!	39.1	36.5	48.1	44.5	41.1	52.1	49.9	46.6	#DIV/0!	#DIV/0!
St. Dev.	9.3	#DIV/0!	4.8	7.8	10.4	2.8	7.6	6.9	11.6	10.8	#DIV/0!	#DIV/0!
85th percentile	53.1	#NUM!	43.4	43.2	57.1	46.9	46.6	57.8	59.2	54.4	#NUM!	#NUM!
Min	16.9	0.0	28.3	16.9	38.6	39.8	29.5	44.3	38.6	24.9	0.0	0.0
Max	69.5	0.0	44.3	45.5	59.2	47.8	50.1	62.6	69.5	59.2	0.0	0.0
Range	52.6	0.0	16.0	28.6	20.6	8.0	20.6	18.3	30.9	34.3	0.0	0.0

Day 3 2<sup>nd</sup> WZ

		Hour										
Vehicle Speed (all vehicles)	Total	20:00-21:00	21:00-22:00	22:00-23:00	23:00-00:00	00:00-01:00	01:00-02:00	02:00-03:00	03:00-04:00	04:00-05:00	05:00-06:00	06:00-07:00
		MPH										
< 10	0.0%	#DIV/0!	0.0%	0.0%	0.0%	0.0%	0.0%	0.0%	0.0%	0.0%	#DIV/0!	#DIV/0!
10-14	0.3%	#DIV/0!	0.0%	0.0%	0.4%	0.6%	1.7%	0.8%	0.0%	0.0%	#DIV/0!	#DIV/0!
15-19	0.5%	#DIV/0!	0.0%	0.3%	0.7%	0.0%	3.3%	1.6%	0.0%	0.0%	#DIV/0!	#DIV/0!
20-24	1.0%	#DIV/0!	0.0%	0.0%	3.2%	2.5%	2.5%	1.6%	1.1%	0.0%	#DIV/0!	#DIV/0!
25-29	2.7%	#DIV/0!	0.2%	1.6%	2.8%	2.5%	9.9%	5.6%	7.3%	0.5%	#DIV/0!	#DIV/0!
30-34	7.7%	#DIV/0!	1.9%	7.3%	6.7%	12.4%	13.2%	11.1%	14.0%	8.6%	#DIV/0!	#DIV/0!
35-39	17.0%	#DIV/0!	12.2%	20.8%	14.5%	19.9%	21.5%	19.0%	20.7%	14.8%	#DIV/0!	#DIV/0!
40-44	26.9%	#DIV/0!	31.7%	25.3%	32.0%	24.8%	20.7%	26.2%	23.5%	32.5%	#DIV/0!	#DIV/0!
45-49	24.3%	#DIV/0!	28.5%	21.6%	27.9%	17.4%	17.4%	19.0%	22.9%	28.2%	#DIV/0!	#DIV/0!
50-54	11.5%	#DIV/0!	15.2%	14.3%	12.4%	8.7%	5.8%	7.9%	6.1%	9.1%	#DIV/0!	#DIV/0!
55-59	4.6%	#DIV/0!	6.4%	5.4%	3.9%	6.8%	2.5%	1.6%	1.1%	4.3%	#DIV/0!	#DIV/0!
60-64	1.7%	#DIV/0!	1.9%	2.2%	0.7%	1.9%	1.7%	4.0%	1.7%	0.5%	#DIV/0!	#DIV/0!
65-69	1.0%	#DIV/0!	1.1%	0.5%	1.4%	1.2%	0.0%	1.6%	1.7%	0.5%	#DIV/0!	#DIV/0!
70-74	0.6%	#DIV/0!	0.4%	0.5%	1.8%	0.6%	0.0%	0.0%	0.0%	1.0%	#DIV/0!	#DIV/0!
>=75	0.3%	#DIV/0!	0.4%	0.3%	0.7%	0.6%	0.0%	0.0%	0.0%	0.0%	#DIV/0!	#DIV/0!
Total # of vehicles	1917	0	467	371	283	161	121	126	179	209	0	0
Average speed	43.5	#DIV/0!	46.1	44.0	43.7	42.5	38.6	41.4	40.9	43.7	#DIV/0!	#DIV/0!
St. Dev.	8.6	#DIV/0!	7.0	8.0	9.9	9.7	9.9	9.6	8.2	7.0	#DIV/0!	#DIV/0!
85th percentile	51.0	#NUM!	53.0	52.5	51.0	52.0	48.0	49.3	48.0	49.8	#NUM!	#NUM!
Min	11.0	0.0	28.0	15.0	14.0	13.0	11.0	14.0	20.0	26.0	0.0	0.0
Max	78.0	0.0	77.0	77.0	78.0	75.0	64.0	69.0	67.0	73.0	0.0	0.0
Range	67.0	0.0	49.0	62.0	64.0	62.0	53.0	55.0	47.0	47.0	0.0	0.0

		Hour										
Vehicle Speed (0-25 FT Vehicles)	Total	20:00-21:00	21:00-22:00	22:00-23:00	23:00-00:00	00:00-01:00	01:00-02:00	02:00-03:00	03:00-04:00	04:00-05:00	05:00-06:00	06:00-07:00
		MPH										
< 10	0.0%	#DIV/0!	0.0%	0.0%	0.0%	0.0%	0.0%	0.0%	0.0%	0.0%	#DIV/0!	#DIV/0!
10-14	0.1%	#DIV/0!	0.0%	0.0%	0.0%	0.9%	0.0%	0.0%	0.0%	0.0%	#DIV/0!	#DIV/0!
15-19	0.4%	#DIV/0!	0.0%	0.4%	0.5%	0.0%	2.8%	1.4%	0.0%	0.0%	#DIV/0!	#DIV/0!
20-24	0.8%	#DIV/0!	0.0%	0.0%	2.3%	1.9%	1.4%	1.4%	1.1%	0.0%	#DIV/0!	#DIV/0!
25-29	2.2%	#DIV/0!	0.3%	1.5%	3.2%	1.9%	12.5%	5.6%	2.1%	0.0%	#DIV/0!	#DIV/0!
30-34	7.5%	#DIV/0!	2.6%	5.8%	7.8%	13.1%	12.5%	15.5%	10.6%	8.9%	#DIV/0!	#DIV/0!
35-39	14.5%	#DIV/0!	10.8%	16.8%	12.4%	16.8%	22.2%	15.5%	20.2%	12.1%	#DIV/0!	#DIV/0!
40-44	24.8%	#DIV/0!	27.2%	25.2%	22.6%	21.5%	19.4%	22.5%	24.5%	28.2%	#DIV/0!	#DIV/0!
45-49	26.3%	#DIV/0!	30.4%	22.6%	28.1%	19.6%	16.7%	23.9%	25.5%	33.1%	#DIV/0!	#DIV/0!
50-54	13.5%	#DIV/0!	17.3%	16.4%	13.8%	11.2%	8.3%	5.6%	10.6%	8.1%	#DIV/0!	#DIV/0!
55-59	5.8%	#DIV/0!	7.3%	6.9%	4.1%	7.5%	4.2%	1.4%	2.1%	6.5%	#DIV/0!	#DIV/0!
60-64	2.0%	#DIV/0!	2.3%	2.9%	0.9%	1.9%	0.0%	4.2%	2.1%	0.8%	#DIV/0!	#DIV/0!
65-69	1.2%	#DIV/0!	1.2%	0.7%	1.8%	1.9%	0.0%	2.8%	1.1%	0.8%	#DIV/0!	#DIV/0!
70-74	0.8%	#DIV/0!	0.6%	0.4%	1.8%	0.9%	0.0%	0.0%	0.0%	1.6%	#DIV/0!	#DIV/0!
>=75	0.2%	#DIV/0!	0.0%	0.4%	0.5%	0.9%	0.0%	0.0%	0.0%	0.0%	#DIV/0!	#DIV/0!
Total # of vehicles	1301	0	342	274	217	107	72	71	94	124	0	0
Average speed	44.5	#DIV/0!	46.5	45.0	44.2	43.6	39.3	41.9	42.7	44.9	#DIV/0!	#DIV/0!
St. Dev.	8.6	#DIV/0!	7.1	8.2	9.6	10.3	9.0	9.9	7.6	7.5	#DIV/0!	#DIV/0!
85th percentile	52.0	#NUM!	53.0	53.0	52.0	53.0	49.0	49.0	50.0	50.6	#NUM!	#NUM!
Min	13.0	0.0	28.0	15.0	19.0	13.0	18.0	17.0	24.0	31.0	0.0	0.0
Max	78.0	0.0	73.0	77.0	78.0	75.0	58.0	69.0	67.0	73.0	0.0	0.0
Range	65.0	0.0	45.0	62.0	59.0	62.0	40.0	52.0	43.0	42.0	0.0	0.0

Vehicle Speed (25-50 FT Vehicles)	Hour											
	Total	20:00-21:00	21:00-22:00	22:00-23:00	23:00-00:00	00:00-01:00	01:00-02:00	02:00-03:00	03:00-04:00	04:00-05:00	05:00-06:00	06:00-07:00
MPH												
< 10	0.0%	#DIV/0!	0.0%	0.0%	0.0%	0.0%	0.0%	0.0%	0.0%	0.0%	#DIV/0!	#DIV/0!
10-14	0.8%	#DIV/0!	0.0%	0.0%	2.3%	0.0%	6.7%	0.0%	0.0%	0.0%	#DIV/0!	#DIV/0!
15-19	0.8%	#DIV/0!	0.0%	0.0%	0.0%	0.0%	6.7%	3.0%	0.0%	0.0%	#DIV/0!	#DIV/0!
20-24	1.3%	#DIV/0!	0.0%	0.0%	0.0%	3.3%	6.7%	3.0%	2.0%	0.0%	#DIV/0!	#DIV/0!
25-29	2.1%	#DIV/0!	0.0%	0.0%	2.3%	0.0%	3.3%	6.1%	8.2%	0.0%	#DIV/0!	#DIV/0!
30-34	4.8%	#DIV/0!	0.0%	8.3%	0.0%	3.3%	6.7%	6.1%	14.3%	3.5%	#DIV/0!	#DIV/0!
35-39	17.3%	#DIV/0!	11.9%	20.8%	15.9%	26.7%	23.3%	21.2%	14.3%	15.8%	#DIV/0!	#DIV/0!
40-44	35.5%	#DIV/0!	46.4%	33.3%	31.8%	36.7%	23.3%	30.3%	22.4%	43.9%	#DIV/0!	#DIV/0!
45-49	22.9%	#DIV/0!	21.4%	20.8%	31.8%	16.7%	20.0%	15.2%	30.6%	22.8%	#DIV/0!	#DIV/0!
50-54	8.5%	#DIV/0!	9.5%	12.5%	9.1%	3.3%	3.3%	12.1%	2.0%	12.3%	#DIV/0!	#DIV/0!
55-59	2.7%	#DIV/0!	6.0%	2.1%	2.3%	6.7%	0.0%	0.0%	0.0%	1.8%	#DIV/0!	#DIV/0!
60-64	1.1%	#DIV/0!	1.2%	0.0%	0.0%	3.3%	0.0%	3.0%	0.0%	0.0%	#DIV/0!	#DIV/0!
65-69	0.8%	#DIV/0!	1.2%	0.0%	0.0%	0.0%	0.0%	0.0%	4.1%	0.0%	#DIV/0!	#DIV/0!
70-74	0.5%	#DIV/0!	0.0%	2.1%	2.3%	0.0%	0.0%	0.0%	0.0%	0.0%	#DIV/0!	#DIV/0!
>=75	0.8%	#DIV/0!	2.4%	0.0%	2.3%	0.0%	0.0%	0.0%	0.0%	0.0%	#DIV/0!	#DIV/0!
Total # of vehicle	375	0	84	48	44	30	30	33	49	57	0	0
Average speed	42.8	#DIV/0!	45.6	43.4	44.6	42.4	35.9	40.5	41.5	43.1	#DIV/0!	#DIV/0!
St. Dev.	8.6	#DIV/0!	7.5	7.4	9.8	7.5	11.3	8.7	9.3	5.4	#DIV/0!	#DIV/0!
85th percentile	49.0	#NUM!	51.1	50.0	50.1	47.7	45.7	48.4	48.8	48.6	#NUM!	#NUM!
Min	11.0	0.0	35.0	31.0	14.0	24.0	11.0	18.0	20.0	30.0	0.0	0.0
Max	77.0	0.0	77.0	74.0	77.0	61.0	53.0	61.0	66.0	56.0	0.0	0.0
Range	66.0	0.0	42.0	43.0	63.0	37.0	42.0	43.0	46.0	26.0	0.0	0.0

Vehicle Speed (50-75 FT Vehicles)	Hour											
	Total	20:00-21:00	21:00-22:00	22:00-23:00	23:00-00:00	00:00-01:00	01:00-02:00	02:00-03:00	03:00-04:00	04:00-05:00	05:00-06:00	06:00-07:00
MPH												
< 10	0.0%	#DIV/0!	0.0%	0.0%	0.0%	0.0%	0.0%	0.0%	0.0%	0.0%	#DIV/0!	#DIV/0!
10-14	0.6%	#DIV/0!	0.0%	0.0%	0.0%	0.0%	0.0%	7.1%	0.0%	0.0%	#DIV/0!	#DIV/0!
15-19	0.6%	#DIV/0!	0.0%	0.0%	5.9%	0.0%	0.0%	0.0%	0.0%	0.0%	#DIV/0!	#DIV/0!
20-24	2.8%	#DIV/0!	0.0%	0.0%	23.5%	5.0%	0.0%	0.0%	0.0%	0.0%	#DIV/0!	#DIV/0!
25-29	8.0%	#DIV/0!	0.0%	5.4%	0.0%	10.0%	7.7%	7.1%	21.9%	5.0%	#DIV/0!	#DIV/0!
30-34	15.3%	#DIV/0!	0.0%	16.2%	11.8%	20.0%	30.8%	0.0%	21.9%	20.0%	#DIV/0!	#DIV/0!
35-39	31.8%	#DIV/0!	43.5%	43.2%	23.5%	25.0%	23.1%	35.7%	28.1%	20.0%	#DIV/0!	#DIV/0!
40-44	19.9%	#DIV/0!	39.1%	10.8%	5.9%	25.0%	7.7%	21.4%	21.9%	25.0%	#DIV/0!	#DIV/0!
45-49	14.2%	#DIV/0!	17.4%	18.9%	17.6%	10.0%	15.4%	7.1%	6.3%	20.0%	#DIV/0!	#DIV/0!
50-54	4.5%	#DIV/0!	0.0%	5.4%	5.9%	5.0%	0.0%	14.3%	0.0%	10.0%	#DIV/0!	#DIV/0!
55-59	1.1%	#DIV/0!	0.0%	0.0%	5.9%	0.0%	0.0%	7.1%	0.0%	0.0%	#DIV/0!	#DIV/0!
60-64	1.1%	#DIV/0!	0.0%	0.0%	0.0%	0.0%	15.4%	0.0%	0.0%	0.0%	#DIV/0!	#DIV/0!
65-69	0.0%	#DIV/0!	0.0%	0.0%	0.0%	0.0%	0.0%	0.0%	0.0%	0.0%	#DIV/0!	#DIV/0!
70-74	0.0%	#DIV/0!	0.0%	0.0%	0.0%	0.0%	0.0%	0.0%	0.0%	0.0%	#DIV/0!	#DIV/0!
>=75	0.0%	#DIV/0!	0.0%	0.0%	0.0%	0.0%	0.0%	0.0%	0.0%	0.0%	#DIV/0!	#DIV/0!
Total # of vehicle	176	0	23	37	17	20	13	14	32	20	0	0
Average speed	38.5	#DIV/0!	41.1	39.1	35.7	37.2	40.9	40.6	35.3	39.9	#DIV/0!	#DIV/0!
St. Dev.	7.8	#DIV/0!	3.5	6.1	11.4	7.9	11.6	10.8	5.7	6.5	#DIV/0!	#DIV/0!
85th percentile	46.0	#NUM!	45.4	46.2	46.6	44.3	51.8	53.0	41.4	46.2	#NUM!	#NUM!
Min	14.0	0.0	36.0	26.0	19.0	22.0	29.0	14.0	27.0	26.0	0.0	0.0
Max	64.0	0.0	48.0	54.0	57.0	54.0	64.0	56.0	48.0	51.0	0.0	0.0
Range	50.0	0.0	12.0	28.0	38.0	32.0	35.0	42.0	21.0	25.0	0.0	0.0

Vehicle Speed (+75 FT Vehicles)	Hour											
	Total	20:00-21:00	21:00-22:00	22:00-23:00	23:00-00:00	00:00-01:00	01:00-02:00	02:00-03:00	03:00-04:00	04:00-05:00	05:00-06:00	06:00-07:00
MPH												
< 10	0.0%	#DIV/0!	0.0%	0.0%	0.0%	0.0%	0.0%	0.0%	0.0%	0.0%	#DIV/0!	#DIV/0!
10-14	0.0%	#DIV/0!	0.0%	0.0%	0.0%	0.0%	0.0%	0.0%	0.0%	0.0%	#DIV/0!	#DIV/0!
15-19	0.0%	#DIV/0!	0.0%	0.0%	0.0%	0.0%	0.0%	0.0%	0.0%	0.0%	#DIV/0!	#DIV/0!
20-24	0.0%	#DIV/0!	0.0%	0.0%	0.0%	0.0%	0.0%	0.0%	0.0%	0.0%	#DIV/0!	#DIV/0!
25-29	1.5%	#DIV/0!	0.0%	0.0%	0.0%	0.0%	16.7%	0.0%	0.0%	0.0%	#DIV/0!	#DIV/0!
30-34	9.2%	#DIV/0!	0.0%	8.3%	0.0%	25.0%	16.7%	12.5%	25.0%	12.5%	#DIV/0!	#DIV/0!
35-39	23.1%	#DIV/0!	0.0%	41.7%	60.0%	25.0%	0.0%	12.5%	50.0%	37.5%	#DIV/0!	#DIV/0!
40-44	38.5%	#DIV/0!	38.9%	41.7%	20.0%	25.0%	50.0%	50.0%	25.0%	37.5%	#DIV/0!	#DIV/0!
45-49	18.5%	#DIV/0!	38.9%	8.3%	20.0%	0.0%	16.7%	12.5%	0.0%	12.5%	#DIV/0!	#DIV/0!
50-54	6.2%	#DIV/0!	22.2%	0.0%	0.0%	0.0%	0.0%	0.0%	0.0%	0.0%	#DIV/0!	#DIV/0!
55-59	1.5%	#DIV/0!	0.0%	0.0%	0.0%	25.0%	0.0%	0.0%	0.0%	0.0%	#DIV/0!	#DIV/0!
60-64	1.5%	#DIV/0!	0.0%	0.0%	0.0%	0.0%	0.0%	12.5%	0.0%	0.0%	#DIV/0!	#DIV/0!
65-69	0.0%	#DIV/0!	0.0%	0.0%	0.0%	0.0%	0.0%	0.0%	0.0%	0.0%	#DIV/0!	#DIV/0!
70-74	0.0%	#DIV/0!	0.0%	0.0%	0.0%	0.0%	0.0%	0.0%	0.0%	0.0%	#DIV/0!	#DIV/0!
>=75	0.0%	#DIV/0!	0.0%	0.0%	0.0%	0.0%	0.0%	0.0%	0.0%	0.0%	#DIV/0!	#DIV/0!
Total # of vehicle	65	0	18	12	5	4	6	8	4	8	0	0
Average speed	41.4	#DIV/0!	46.0	39.2	40.2	41.3	39.0	42.4	36.0	39.1	#DIV/0!	#DIV/0!
St. Dev.	6.4	#DIV/0!	4.1	3.8	5.4	9.9	7.9	9.0	5.4	4.2	#DIV/0!	#DIV/0!
85th percentile	47.4	#NUM!	51.5	42.0	45.0	49.2	45.0	46.7	39.9	42.9	#NUM!	#NUM!
Min	27.0	0.0	40.0	31.0	35.0	33.0	27.0	32.0	30.0	33.0	0.0	0.0
Max	62.0	0.0	53.0	46.0	48.0	55.0	48.0	62.0	43.0	46.0	0.0	0.0
Range	35.0	0.0	13.0	15.0	13.0	22.0	21.0	30.0	13.0	13.0	0.0	0.0

Day 3 3<sup>rd</sup> WZ

Vehicle Speed (all vehicles)	Hour											
	Total	20:00-21:00	21:00-22:00	22:00-23:00	23:00-00:00	00:00-01:00	01:00-02:00	02:00-03:00	03:00-04:00	04:00-05:00	05:00-06:00	06:00-07:00
MPH												
< 10	0.0%	#DIV/0!	0.0%	0.0%	0.0%	0.0%	0.0%	0.0%	0.0%	0.0%	#DIV/0!	#DIV/0!
10-14	0.4%	#DIV/0!	0.0%	0.0%	0.0%	0.0%	0.0%	1.0%	0.7%	2.1%	#DIV/0!	#DIV/0!
15-19	1.8%	#DIV/0!	0.6%	0.9%	1.2%	1.0%	1.2%	0.0%	5.5%	4.3%	#DIV/0!	#DIV/0!
20-24	3.2%	#DIV/0!	0.6%	2.8%	0.0%	1.0%	4.7%	3.9%	10.3%	5.9%	#DIV/0!	#DIV/0!
25-29	7.2%	#DIV/0!	4.1%	9.7%	2.9%	1.0%	4.7%	3.9%	14.5%	14.9%	#DIV/0!	#DIV/0!
30-34	10.4%	#DIV/0!	8.7%	10.6%	7.6%	5.8%	11.6%	5.8%	17.2%	14.9%	#DIV/0!	#DIV/0!
35-39	16.9%	#DIV/0!	17.4%	17.1%	8.8%	12.5%	24.4%	16.5%	15.9%	22.9%	#DIV/0!	#DIV/0!
40-44	23.1%	#DIV/0!	27.6%	23.6%	24.0%	18.3%	23.3%	27.2%	20.0%	16.5%	#DIV/0!	#DIV/0!
45-49	19.1%	#DIV/0!	23.0%	19.9%	22.2%	26.0%	17.4%	21.4%	11.0%	10.1%	#DIV/0!	#DIV/0!
50-54	8.3%	#DIV/0!	9.6%	7.4%	15.2%	12.5%	5.8%	3.9%	2.8%	6.4%	#DIV/0!	#DIV/0!
55-59	4.8%	#DIV/0!	6.4%	2.8%	7.0%	8.7%	3.5%	6.8%	1.4%	2.1%	#DIV/0!	#DIV/0!
60-64	2.8%	#DIV/0!	0.9%	4.2%	5.3%	7.7%	2.3%	5.8%	0.7%	0.0%	#DIV/0!	#DIV/0!
65-69	1.3%	#DIV/0!	0.9%	0.9%	2.9%	2.9%	1.2%	2.9%	0.0%	0.0%	#DIV/0!	#DIV/0!
70-74	0.7%	#DIV/0!	0.3%	0.0%	2.9%	2.9%	0.0%	1.0%	0.0%	0.0%	#DIV/0!	#DIV/0!
>=75	0.0%	#DIV/0!	0.0%	0.0%	0.0%	0.0%	0.0%	0.0%	0.0%	0.0%	#DIV/0!	#DIV/0!
Total # of vehicles	1357	0	344	216	171	104	86	103	145	188	0	0
Average speed	41.9	#DIV/0!	43.3	41.6	46.8	47.6	40.9	44.2	35.4	36.0	#DIV/0!	#DIV/0!
St. Dev.	10.2	#DIV/0!	8.2	9.4	10.4	10.3	9.2	10.6	9.5	9.8	#DIV/0!	#DIV/0!
85th percentile	51.6	#NUM!	51.6	50.5	56.8	58.8	48.7	56.7	45.1	45.1	#NUM!	#NUM!
Min	11.9	0.0	15.1	20.0	18.4	20.0	17.6	14.3	14.3	11.9	0.0	0.0
Max	73.4	0.0	70.2	68.5	73.4	70.2	66.9	72.6	64.5	58.0	0.0	0.0
Range	61.5	0.0	55.0	48.6	55.0	50.2	49.4	58.3	50.2	46.1	0.0	0.0

Vehicle Speed (0-25 FT Vehicles)	Hour											
	Total	20:00-21:00	21:00-22:00	22:00-23:00	23:00-00:00	00:00-01:00	01:00-02:00	02:00-03:00	03:00-04:00	04:00-05:00	05:00-06:00	06:00-07:00
MPH												
< 10	0.0%	#DIV/0!	0.0%	0.0%	0.0%	0.0%	0.0%	0.0%	0.0%	0.0%	#DIV/0!	#DIV/0!
10-14	0.7%	#DIV/0!	0.0%	0.0%	0.0%	0.0%	0.0%	2.4%	1.4%	2.9%	#DIV/0!	#DIV/0!
15-19	2.0%	#DIV/0!	0.0%	1.5%	1.9%	0.0%	2.6%	0.0%	5.6%	5.8%	#DIV/0!	#DIV/0!
20-24	3.7%	#DIV/0!	1.0%	3.0%	0.0%	2.1%	7.7%	4.8%	13.9%	5.8%	#DIV/0!	#DIV/0!
25-29	8.0%	#DIV/0!	6.2%	10.6%	2.8%	0.0%	5.1%	2.4%	19.4%	12.6%	#DIV/0!	#DIV/0!
30-34	11.2%	#DIV/0!	9.5%	12.9%	5.7%	6.4%	12.8%	7.1%	19.4%	15.5%	#DIV/0!	#DIV/0!
35-39	18.5%	#DIV/0!	18.6%	20.5%	10.4%	14.9%	23.1%	21.4%	13.9%	26.2%	#DIV/0!	#DIV/0!
40-44	22.1%	#DIV/0!	27.6%	20.5%	26.4%	17.0%	20.5%	21.4%	12.5%	18.4%	#DIV/0!	#DIV/0!
45-49	18.1%	#DIV/0!	21.9%	17.4%	22.6%	29.8%	12.8%	21.4%	11.1%	6.8%	#DIV/0!	#DIV/0!
50-54	7.2%	#DIV/0!	9.5%	3.0%	15.1%	8.5%	5.1%	7.1%	1.4%	3.9%	#DIV/0!	#DIV/0!
55-59	4.1%	#DIV/0!	4.8%	4.5%	4.7%	10.6%	5.1%	2.4%	0.0%	1.9%	#DIV/0!	#DIV/0!
60-64	2.8%	#DIV/0!	0.5%	6.1%	3.8%	6.4%	2.6%	7.1%	1.4%	0.0%	#DIV/0!	#DIV/0!
65-69	0.9%	#DIV/0!	0.0%	0.0%	3.8%	2.1%	2.6%	2.4%	0.0%	0.0%	#DIV/0!	#DIV/0!
70-74	0.7%	#DIV/0!	0.5%	0.0%	2.8%	2.1%	0.0%	0.0%	0.0%	0.0%	#DIV/0!	#DIV/0!
>=75	0.0%	#DIV/0!	0.0%	0.0%	0.0%	0.0%	0.0%	0.0%	0.0%	0.0%	#DIV/0!	#DIV/0!
Total # of vehicles	751	0	210	132	106	47	39	42	72	103	0	0
Average speed	41.0	#DIV/0!	42.5	40.7	46.2	46.8	39.9	42.7	33.6	35.0	#DIV/0!	#DIV/0!
St. Dev.	10.3	#DIV/0!	8.0	9.9	10.4	10.0	10.8	11.1	9.5	9.4	#DIV/0!	#DIV/0!
85th percentile	50.7	#NUM!	50.5	49.9	55.0	56.5	49.0	53.1	42.7	43.5	#NUM!	#NUM!
Min	12.7	0.0	22.4	20.0	18.4	21.6	17.6	14.3	14.3	12.7	0.0	0.0
Max	73.4	0.0	70.2	63.7	73.4	70.2	66.9	67.7	64.5	58.0	0.0	0.0
Range	60.7	0.0	47.7	43.7	55.0	48.6	49.4	53.4	50.2	45.3	0.0	0.0

Vehicle Speed (25-50 FT Vehicles)	Hour											
	Total	20:00-21:00	21:00-22:00	22:00-23:00	23:00-00:00	00:00-01:00	01:00-02:00	02:00-03:00	03:00-04:00	04:00-05:00	05:00-06:00	06:00-07:00
MPH												
< 10	0.0%	#DIV/0!	0.0%	0.0%	0.0%	0.0%	0.0%	0.0%	0.0%	0.0%	#DIV/0!	#DIV/0!
10-14	0.3%	#DIV/0!	0.0%	0.0%	0.0%	0.0%	0.0%	0.0%	0.0%	1.6%	#DIV/0!	#DIV/0!
15-19	1.1%	#DIV/0!	2.4%	0.0%	0.0%	3.3%	0.0%	0.0%	0.0%	1.6%	#DIV/0!	#DIV/0!
20-24	2.3%	#DIV/0!	0.0%	2.5%	0.0%	0.0%	0.0%	2.9%	4.3%	6.3%	#DIV/0!	#DIV/0!
25-29	7.2%	#DIV/0!	0.0%	7.5%	7.4%	3.3%	4.5%	5.7%	10.9%	17.2%	#DIV/0!	#DIV/0!
30-34	9.8%	#DIV/0!	8.3%	5.0%	7.4%	6.7%	13.6%	2.9%	17.4%	14.1%	#DIV/0!	#DIV/0!
35-39	15.2%	#DIV/0!	14.3%	15.0%	0.0%	13.3%	31.8%	11.4%	17.4%	18.8%	#DIV/0!	#DIV/0!
40-44	25.0%	#DIV/0!	28.6%	25.0%	25.9%	16.7%	18.2%	34.3%	34.8%	14.1%	#DIV/0!	#DIV/0!
45-49	19.3%	#DIV/0!	22.6%	30.0%	14.8%	16.7%	22.7%	28.6%	8.7%	12.5%	#DIV/0!	#DIV/0!
50-54	8.3%	#DIV/0!	8.3%	7.5%	11.1%	20.0%	4.5%	2.9%	2.2%	10.9%	#DIV/0!	#DIV/0!
55-59	5.7%	#DIV/0!	10.7%	0.0%	11.1%	3.3%	4.5%	5.7%	4.3%	3.1%	#DIV/0!	#DIV/0!
60-64	2.9%	#DIV/0!	2.4%	2.5%	14.8%	6.7%	0.0%	2.9%	0.0%	0.0%	#DIV/0!	#DIV/0!
65-69	2.0%	#DIV/0!	2.4%	5.0%	3.7%	3.3%	0.0%	2.9%	0.0%	0.0%	#DIV/0!	#DIV/0!
70-74	0.9%	#DIV/0!	0.0%	0.0%	3.7%	6.7%	0.0%	0.0%	0.0%	0.0%	#DIV/0!	#DIV/0!
>=75	0.0%	#DIV/0!	0.0%	0.0%	0.0%	0.0%	0.0%	0.0%	0.0%	0.0%	#DIV/0!	#DIV/0!
Total # of vehicle	348	0	84	40	27	30	22	35	46	64	0	0
Average speed	42.7	#DIV/0!	44.6	43.5	48.5	47.2	41.6	44.2	38.3	37.6	#DIV/0!	#DIV/0!
St. Dev.	10.2	#DIV/0!	9.2	9.2	12.4	11.9	7.1	8.6	7.9	10.4	#DIV/0!	#DIV/0!
85th percentile	52.4	#NUM!	54.9	49.5	63.0	60.4	49.7	49.9	44.5	49.2	#NUM!	#NUM!
Min	11.9	0.0	15.1	24.8	25.7	20.0	28.1	24.8	21.6	11.9	0.0	0.0
Max	72.6	0.0	69.4	68.5	72.6	70.2	55.6	65.3	57.2	58.0	0.0	0.0
Range	60.7	0.0	54.2	43.7	46.9	50.2	27.5	40.5	35.6	46.1	0.0	0.0

Vehicle Speed (50-75 FT Vehicles)	Hour											
	Total	20:00-21:00	21:00-22:00	22:00-23:00	23:00-00:00	00:00-01:00	01:00-02:00	02:00-03:00	03:00-04:00	04:00-05:00	05:00-06:00	06:00-07:00
MPH												
< 10	0.0%	#DIV/0!	0.0%	0.0%	0.0%	0.0%	0.0%	0.0%	0.0%	0.0%	#DIV/0!	#DIV/0!
10-14	0.0%	#DIV/0!	0.0%	0.0%	0.0%	0.0%	0.0%	0.0%	0.0%	0.0%	#DIV/0!	#DIV/0!
15-19	3.1%	#DIV/0!	0.0%	0.0%	0.0%	0.0%	0.0%	0.0%	23.1%	11.1%	#DIV/0!	#DIV/0!
20-24	4.7%	#DIV/0!	0.0%	5.6%	0.0%	0.0%	9.1%	7.1%	15.4%	11.1%	#DIV/0!	#DIV/0!
25-29	7.0%	#DIV/0!	3.4%	11.1%	0.0%	0.0%	9.1%	7.1%	15.4%	22.2%	#DIV/0!	#DIV/0!
30-34	13.2%	#DIV/0!	10.3%	16.7%	15.4%	11.1%	9.1%	14.3%	15.4%	11.1%	#DIV/0!	#DIV/0!
35-39	21.7%	#DIV/0!	27.6%	22.2%	15.4%	11.1%	36.4%	28.6%	7.7%	22.2%	#DIV/0!	#DIV/0!
40-44	19.4%	#DIV/0!	20.7%	11.1%	19.2%	33.3%	27.3%	21.4%	15.4%	11.1%	#DIV/0!	#DIV/0!
45-49	14.0%	#DIV/0!	20.7%	11.1%	26.9%	11.1%	0.0%	0.0%	7.7%	11.1%	#DIV/0!	#DIV/0!
50-54	8.5%	#DIV/0!	13.8%	22.2%	11.5%	0.0%	0.0%	0.0%	0.0%	0.0%	#DIV/0!	#DIV/0!
55-59	3.1%	#DIV/0!	0.0%	0.0%	7.7%	11.1%	0.0%	7.1%	0.0%	0.0%	#DIV/0!	#DIV/0!
60-64	4.7%	#DIV/0!	0.0%	0.0%	3.8%	22.2%	9.1%	14.3%	0.0%	0.0%	#DIV/0!	#DIV/0!
65-69	0.8%	#DIV/0!	3.4%	0.0%	0.0%	0.0%	0.0%	0.0%	0.0%	0.0%	#DIV/0!	#DIV/0!
70-74	0.0%	#DIV/0!	0.0%	0.0%	0.0%	0.0%	0.0%	0.0%	0.0%	0.0%	#DIV/0!	#DIV/0!
>=75	0.0%	#DIV/0!	0.0%	0.0%	0.0%	0.0%	0.0%	0.0%	0.0%	0.0%	#DIV/0!	#DIV/0!
Total # of vehicle	129	0	29	18	26	9	11	14	13	9	0	0
Average speed	40.7	#DIV/0!	42.7	40.5	44.9	47.5	39.0	41.2	30.1	32.4	#DIV/0!	#DIV/0!
St. Dev.	10.4	#DIV/0!	7.9	9.5	8.4	11.2	9.7	11.4	10.0	10.0	#DIV/0!	#DIV/0!
85th percentile	51.6	#NUM!	50.6	51.9	54.0	61.4	43.5	57.4	43.0	41.7	#NUM!	#NUM!
Min	15.9	0.0	28.1	23.2	31.3	32.1	23.2	24.8	16.8	15.9	0.0	0.0
Max	66.9	0.0	66.9	54.8	61.3	63.7	62.1	60.5	47.5	47.5	0.0	0.0
Range	51.0	0.0	38.8	31.6	29.9	31.6	38.8	35.6	30.7	31.6	0.0	0.0

Vehicle Speed (+75 FT Vehicles)	Hour											
	Total	20:00-21:00	21:00-22:00	22:00-23:00	23:00-00:00	00:00-01:00	01:00-02:00	02:00-03:00	03:00-04:00	04:00-05:00	05:00-06:00	06:00-07:00
MPH												
< 10	0.0%	#DIV/0!	0.0%	0.0%	0.0%	0.0%	0.0%	0.0%	0.0%	0.0%	#DIV/0!	#DIV/0!
10-14	0.0%	#DIV/0!	0.0%	0.0%	0.0%	0.0%	0.0%	0.0%	0.0%	0.0%	#DIV/0!	#DIV/0!
15-19	0.8%	#DIV/0!	0.0%	0.0%	0.0%	0.0%	0.0%	0.0%	7.1%	0.0%	#DIV/0!	#DIV/0!
20-24	0.8%	#DIV/0!	0.0%	0.0%	0.0%	0.0%	0.0%	0.0%	7.1%	0.0%	#DIV/0!	#DIV/0!
25-29	3.1%	#DIV/0!	0.0%	7.7%	0.0%	0.0%	0.0%	0.0%	0.0%	16.7%	#DIV/0!	#DIV/0!
30-34	4.7%	#DIV/0!	0.0%	3.8%	8.3%	0.0%	7.1%	0.0%	7.1%	16.7%	#DIV/0!	#DIV/0!
35-39	7.0%	#DIV/0!	4.8%	0.0%	0.0%	5.6%	7.1%	0.0%	28.6%	16.7%	#DIV/0!	#DIV/0!
40-44	27.9%	#DIV/0!	33.3%	46.2%	8.3%	16.7%	35.7%	33.3%	14.3%	16.7%	#DIV/0!	#DIV/0!
45-49	29.5%	#DIV/0!	38.1%	23.1%	25.0%	38.9%	35.7%	25.0%	21.4%	25.0%	#DIV/0!	#DIV/0!
50-54	14.7%	#DIV/0!	9.5%	19.2%	33.3%	16.7%	14.3%	0.0%	14.3%	8.3%	#DIV/0!	#DIV/0!
55-59	7.8%	#DIV/0!	14.3%	0.0%	16.7%	11.1%	0.0%	25.0%	0.0%	0.0%	#DIV/0!	#DIV/0!
60-64	0.8%	#DIV/0!	0.0%	0.0%	0.0%	5.6%	0.0%	0.0%	0.0%	0.0%	#DIV/0!	#DIV/0!
65-69	1.6%	#DIV/0!	0.0%	0.0%	0.0%	5.6%	0.0%	8.3%	0.0%	0.0%	#DIV/0!	#DIV/0!
70-74	1.6%	#DIV/0!	0.0%	0.0%	8.3%	0.0%	0.0%	8.3%	0.0%	0.0%	#DIV/0!	#DIV/0!
>=75	0.0%	#DIV/0!	0.0%	0.0%	0.0%	0.0%	0.0%	0.0%	0.0%	0.0%	#DIV/0!	#DIV/0!
Total # of vehicle	129	0	21	26	12	18	14	12	14	12	0	0
Average speed	46.1	#DIV/0!	47.1	43.9	51.6	50.6	44.3	52.8	40.2	39.7	#DIV/0!	#DIV/0!
St. Dev.	8.6	#DIV/0!	5.5	6.2	8.9	7.6	6.0	9.7	9.7	8.7	#DIV/0!	#DIV/0!
85th percentile	54.0	#NUM!	54.8	50.7	57.3	57.9	48.6	61.7	50.0	48.9	#NUM!	#NUM!
Min	20.0	0.0	37.8	29.7	33.8	37.0	32.9	44.3	20.0	26.5	0.0	0.0
Max	72.6	0.0	58.0	54.0	71.0	65.3	54.0	72.6	54.0	52.4	0.0	0.0
Range	52.6	0.0	20.2	24.3	37.2	28.3	21.0	28.3	34.0	25.9	0.0	0.0



Day 4 Before RWA

Vehicle Speed (all vehicles)	Hour											
	Total	20:00-21:00	21:00-22:00	22:00-23:00	23:00-00:00	00:00-01:00	01:00-02:00	02:00-03:00	03:00-04:00	04:00-05:00	05:00-06:00	06:00-07:00
MPH												
< 10	0.0%	#DIV/0!	0.0%	0.0%	0.0%	0.0%	0.0%	0.0%	0.0%	0.0%	#DIV/0!	#DIV/0!
10-14	0.0%	#DIV/0!	0.0%	0.0%	0.0%	0.0%	0.0%	0.0%	0.0%	0.0%	#DIV/0!	#DIV/0!
15-19	0.0%	#DIV/0!	0.0%	0.0%	0.0%	0.0%	0.0%	0.0%	0.0%	0.0%	#DIV/0!	#DIV/0!
20-24	0.0%	#DIV/0!	0.0%	0.0%	0.0%	0.0%	0.0%	0.0%	0.0%	0.0%	#DIV/0!	#DIV/0!
25-29	0.0%	#DIV/0!	0.0%	0.0%	0.0%	0.0%	0.0%	0.0%	0.0%	0.0%	#DIV/0!	#DIV/0!
30-34	0.4%	#DIV/0!	0.4%	0.3%	0.9%	0.0%	0.9%	0.0%	0.9%	0.0%	#DIV/0!	#DIV/0!
35-39	0.6%	#DIV/0!	0.9%	0.6%	1.4%	0.0%	0.0%	1.1%	0.0%	0.0%	#DIV/0!	#DIV/0!
40-44	2.8%	#DIV/0!	1.1%	2.0%	4.1%	4.4%	3.5%	2.2%	1.8%	7.2%	#DIV/0!	#DIV/0!
45-49	7.0%	#DIV/0!	5.6%	7.1%	7.7%	8.8%	6.1%	7.8%	9.8%	6.5%	#DIV/0!	#DIV/0!
50-54	14.7%	#DIV/0!	10.5%	14.6%	14.9%	17.0%	17.4%	20.0%	17.0%	18.1%	#DIV/0!	#DIV/0!
55-59	17.8%	#DIV/0!	21.3%	17.4%	17.1%	11.9%	13.9%	22.2%	17.9%	15.9%	#DIV/0!	#DIV/0!
60-64	16.5%	#DIV/0!	15.7%	15.4%	18.5%	18.2%	16.5%	13.3%	26.8%	10.1%	#DIV/0!	#DIV/0!
65-69	16.4%	#DIV/0!	15.9%	17.4%	15.8%	18.9%	17.4%	14.4%	8.0%	21.0%	#DIV/0!	#DIV/0!
70-74	12.8%	#DIV/0!	15.0%	13.7%	11.7%	13.2%	14.8%	10.0%	6.3%	10.1%	#DIV/0!	#DIV/0!
>=75	10.8%	#DIV/0!	13.5%	11.4%	8.1%	7.5%	9.6%	8.9%	11.6%	10.9%	#DIV/0!	#DIV/0!
Total # of vehicles	1632	0	446	350	222	159	115	90	112	138	0	0
Average speed	62.0	#DIV/0!	63.3	62.3	60.7	61.6	62.3	60.8	60.7	61.3	#DIV/0!	#DIV/0!
St. Dev.	10.0	#DIV/0!	9.9	9.8	9.9	10.0	10.3	9.6	9.7	10.7	#DIV/0!	#DIV/0!
85th percentile	72.0	#NUM!	73.4	72.0	71.0	71.2	72.5	71.6	71.0	72.3	#NUM!	#NUM!
Min	30.5	0.0	30.5	33.8	30.5	40.2	33.8	37.8	34.6	40.2	0.0	0.0
Max	103.0	0.0	103.0	94.0	92.0	98.0	100.0	83.9	85.5	95.0	0.0	0.0
Range	72.5	0.0	72.5	60.2	61.5	57.8	66.2	46.1	51.0	54.8	0.0	0.0

Vehicle Speed (0-25 FT Vehicles)	Hour											
	Total	20:00-21:00	21:00-22:00	22:00-23:00	23:00-00:00	00:00-01:00	01:00-02:00	02:00-03:00	03:00-04:00	04:00-05:00	05:00-06:00	06:00-07:00
MPH												
< 10	0.0%	#DIV/0!	0.0%	0.0%	0.0%	0.0%	0.0%	0.0%	0.0%	0.0%	#DIV/0!	#DIV/0!
10-14	0.0%	#DIV/0!	0.0%	0.0%	0.0%	0.0%	0.0%	0.0%	0.0%	0.0%	#DIV/0!	#DIV/0!
15-19	0.0%	#DIV/0!	0.0%	0.0%	0.0%	0.0%	0.0%	0.0%	0.0%	0.0%	#DIV/0!	#DIV/0!
20-24	0.0%	#DIV/0!	0.0%	0.0%	0.0%	0.0%	0.0%	0.0%	0.0%	0.0%	#DIV/0!	#DIV/0!
25-29	0.0%	#DIV/0!	0.0%	0.0%	0.0%	0.0%	0.0%	0.0%	0.0%	0.0%	#DIV/0!	#DIV/0!
30-34	0.4%	#DIV/0!	0.6%	0.4%	0.0%	0.0%	1.3%	0.0%	0.0%	0.0%	#DIV/0!	#DIV/0!
35-39	0.6%	#DIV/0!	1.3%	0.4%	1.4%	0.0%	0.0%	0.0%	0.0%	0.0%	#DIV/0!	#DIV/0!
40-44	1.9%	#DIV/0!	0.6%	0.8%	5.5%	0.9%	2.6%	0.0%	1.7%	5.6%	#DIV/0!	#DIV/0!
45-49	4.5%	#DIV/0!	4.4%	4.4%	5.5%	6.4%	3.9%	2.1%	3.4%	2.8%	#DIV/0!	#DIV/0!
50-54	10.0%	#DIV/0!	7.2%	12.0%	11.6%	10.0%	11.7%	12.5%	6.9%	11.1%	#DIV/0!	#DIV/0!
55-59	16.1%	#DIV/0!	18.2%	16.5%	11.0%	10.9%	11.7%	25.0%	22.4%	18.1%	#DIV/0!	#DIV/0!
60-64	18.2%	#DIV/0!	15.7%	16.5%	22.6%	21.8%	23.4%	14.6%	27.6%	9.7%	#DIV/0!	#DIV/0!
65-69	19.5%	#DIV/0!	19.2%	20.5%	19.9%	23.6%	18.2%	16.7%	12.1%	19.4%	#DIV/0!	#DIV/0!
70-74	16.3%	#DIV/0!	17.6%	16.1%	15.1%	16.4%	16.9%	16.7%	10.3%	18.1%	#DIV/0!	#DIV/0!
>=75	12.5%	#DIV/0!	15.1%	12.4%	7.5%	10.0%	10.4%	12.5%	15.5%	15.3%	#DIV/0!	#DIV/0!
Total # of vehicles	1078	0	318	249	146	110	77	48	58	72	0	0
Average speed	63.9	#DIV/0!	64.6	63.8	62.1	64.2	63.6	64.1	63.9	64.1	#DIV/0!	#DIV/0!
St. Dev.	9.6	#DIV/0!	9.9	9.3	9.7	8.8	10.2	8.6	9.1	10.5	#DIV/0!	#DIV/0!
85th percentile	73.0	#NUM!	74.2	73.0	71.0	71.9	73.0	73.1	73.4	74.4	#NUM!	#NUM!
Min	30.5	0.0	30.5	33.8	37.0	40.2	33.8	47.5	40.2	41.0	0.0	0.0
Max	103.0	0.0	103.0	87.0	92.0	89.0	100.0	81.0	85.5	89.0	0.0	0.0
Range	72.5	0.0	72.5	53.2	55.0	48.8	66.2	33.5	45.3	48.0	0.0	0.0

Vehicle Speed (25-50 FT Vehicles)	Hour											
	Total	20:00-21:00	21:00-22:00	22:00-23:00	23:00-00:00	00:00-01:00	01:00-02:00	02:00-03:00	03:00-04:00	04:00-05:00	05:00-06:00	06:00-07:00
MPH												
< 10	0.0%	#DIV/0!	0.0%	0.0%	0.0%	0.0%	0.0%	0.0%	0.0%	0.0%	#DIV/0!	#DIV/0!
10-14	0.0%	#DIV/0!	0.0%	0.0%	0.0%	0.0%	0.0%	0.0%	0.0%	0.0%	#DIV/0!	#DIV/0!
15-19	0.0%	#DIV/0!	0.0%	0.0%	0.0%	0.0%	0.0%	0.0%	0.0%	0.0%	#DIV/0!	#DIV/0!
20-24	0.0%	#DIV/0!	0.0%	0.0%	0.0%	0.0%	0.0%	0.0%	0.0%	0.0%	#DIV/0!	#DIV/0!
25-29	0.0%	#DIV/0!	0.0%	0.0%	0.0%	0.0%	0.0%	0.0%	0.0%	0.0%	#DIV/0!	#DIV/0!
30-34	0.3%	#DIV/0!	0.0%	0.0%	0.0%	0.0%	0.0%	0.0%	3.7%	0.0%	#DIV/0!	#DIV/0!
35-39	0.7%	#DIV/0!	0.0%	2.0%	2.8%	0.0%	0.0%	0.0%	0.0%	0.0%	#DIV/0!	#DIV/0!
40-44	5.6%	#DIV/0!	2.5%	7.8%	2.8%	16.7%	4.0%	6.3%	11.1%	15.0%	#DIV/0!	#DIV/0!
45-49	10.8%	#DIV/0!	6.2%	15.7%	13.9%	6.7%	16.0%	6.3%	22.2%	5.0%	#DIV/0!	#DIV/0!
50-54	25.5%	#DIV/0!	17.3%	15.7%	27.8%	36.7%	32.0%	37.5%	33.3%	30.0%	#DIV/0!	#DIV/0!
55-59	17.6%	#DIV/0!	28.4%	13.7%	16.7%	13.3%	8.0%	31.3%	14.8%	17.5%	#DIV/0!	#DIV/0!
60-64	10.5%	#DIV/0!	11.1%	11.8%	8.3%	13.3%	4.0%	0.0%	11.1%	15.0%	#DIV/0!	#DIV/0!
65-69	11.1%	#DIV/0!	7.4%	11.8%	5.6%	6.7%	20.0%	18.8%	3.7%	22.5%	#DIV/0!	#DIV/0!
70-74	7.2%	#DIV/0!	13.6%	7.8%	5.6%	3.3%	8.0%	0.0%	3.7%	2.5%	#DIV/0!	#DIV/0!
>=75	10.8%	#DIV/0!	13.6%	13.7%	16.7%	3.3%	8.0%	0.0%	7.4%	10.0%	#DIV/0!	#DIV/0!
Total # of vehicle	306	0	81	51	36	30	25	16	27	40	0	0
Average speed	59.0	#DIV/0!	61.6	59.6	58.1	55.8	58.9	56.6	55.1	59.9	#DIV/0!	#DIV/0!
St. Dev.	10.8	#DIV/0!	10.3	12.4	11.0	10.9	10.1	6.7	8.9	11.2	#DIV/0!	#DIV/0!
85th percentile	70.7	#NUM!	73.4	71.0	73.9	63.4	69.5	64.3	63.9	68.5	#NUM!	#NUM!
Min	34.6	0.0	41.0	38.6	39.4	41.0	42.7	43.5	34.6	40.2	0.0	0.0
Max	98.0	0.0	89.0	94.0	79.1	98.0	82.3	69.4	76.6	95.0	0.0	0.0
Range	63.4	0.0	48.0	55.4	39.7	57.0	39.7	25.9	42.1	54.8	0.0	0.0

Vehicle Speed (50-75 FT Vehicles)	Hour											
	Total	20:00-21:00	21:00-22:00	22:00-23:00	23:00-00:00	00:00-01:00	01:00-02:00	02:00-03:00	03:00-04:00	04:00-05:00	05:00-06:00	06:00-07:00
MPH												
< 10	0.0%	#DIV/0!	0.0%	0.0%	0.0%	0.0%	0.0%	0.0%	0.0%	0.0%	#DIV/0!	#DIV/0!
10-14	0.0%	#DIV/0!	0.0%	0.0%	0.0%	0.0%	0.0%	0.0%	0.0%	0.0%	#DIV/0!	#DIV/0!
15-19	0.0%	#DIV/0!	0.0%	0.0%	0.0%	0.0%	0.0%	0.0%	0.0%	0.0%	#DIV/0!	#DIV/0!
20-24	0.0%	#DIV/0!	0.0%	0.0%	0.0%	0.0%	0.0%	0.0%	0.0%	0.0%	#DIV/0!	#DIV/0!
25-29	0.0%	#DIV/0!	0.0%	0.0%	0.0%	0.0%	0.0%	0.0%	0.0%	0.0%	#DIV/0!	#DIV/0!
30-34	0.9%	#DIV/0!	0.0%	0.0%	6.7%	0.0%	0.0%	0.0%	0.0%	0.0%	#DIV/0!	#DIV/0!
35-39	0.9%	#DIV/0!	0.0%	0.0%	0.0%	0.0%	0.0%	0.0%	0.0%	0.0%	#DIV/0!	#DIV/0!
40-44	6.3%	#DIV/0!	0.0%	3.4%	0.0%	11.1%	33.3%	7.1%	11.1%	18.2%	#DIV/0!	#DIV/0!
45-49	25.2%	#DIV/0!	23.8%	17.2%	13.3%	44.4%	0.0%	35.7%	33.3%	36.4%	#DIV/0!	#DIV/0!
50-54	14.4%	#DIV/0!	19.0%	24.1%	13.3%	11.1%	0.0%	7.1%	11.1%	0.0%	#DIV/0!	#DIV/0!
55-59	18.0%	#DIV/0!	19.0%	24.1%	20.0%	22.2%	33.3%	7.1%	0.0%	18.2%	#DIV/0!	#DIV/0!
60-64	17.1%	#DIV/0!	33.3%	13.8%	26.7%	0.0%	0.0%	7.1%	33.3%	0.0%	#DIV/0!	#DIV/0!
65-69	7.2%	#DIV/0!	4.8%	6.9%	6.7%	0.0%	0.0%	7.1%	0.0%	27.3%	#DIV/0!	#DIV/0!
70-74	4.5%	#DIV/0!	0.0%	3.4%	13.3%	11.1%	0.0%	7.1%	0.0%	0.0%	#DIV/0!	#DIV/0!
>=75	5.4%	#DIV/0!	0.0%	6.9%	0.0%	0.0%	33.3%	14.3%	11.1%	0.0%	#DIV/0!	#DIV/0!
Total # of vehicle	111	0	21	29	15	9	3	14	9	11	0	0
Average speed	56.4	#DIV/0!	56.1	56.8	58.5	52.6	61.8	57.1	56.3	53.8	#DIV/0!	#DIV/0!
St. Dev.	9.7	#DIV/0!	6.7	8.2	9.9	9.3	18.7	14.1	11.3	9.4	#DIV/0!	#DIV/0!
85th percentile	66.4	#NUM!	62.1	64.4	66.6	59.0	74.9	73.7	64.5	66.1	#NUM!	#NUM!
Min	34.6	0.0	45.1	42.7	34.6	44.3	44.3	37.8	43.5	42.7	0.0	0.0
Max	83.9	0.0	69.4	76.6	73.4	73.4	81.5	83.9	75.8	66.9	0.0	0.0
Range	49.4	0.0	24.3	34.0	38.8	29.1	37.2	46.1	32.4	24.3	0.0	0.0

Vehicle Speed (+75 FT Vehicles)	Hour											
	Total	20:00-21:00	21:00-22:00	22:00-23:00	23:00-00:00	00:00-01:00	01:00-02:00	02:00-03:00	03:00-04:00	04:00-05:00	05:00-06:00	06:00-07:00
MPH												
< 10	0.0%	#DIV/0!	0.0%	0.0%	0.0%	0.0%	0.0%	0.0%	0.0%	0.0%	#DIV/0!	#DIV/0!
10-14	0.0%	#DIV/0!	0.0%	0.0%	0.0%	0.0%	0.0%	0.0%	0.0%	0.0%	#DIV/0!	#DIV/0!
15-19	0.0%	#DIV/0!	0.0%	0.0%	0.0%	0.0%	0.0%	0.0%	0.0%	0.0%	#DIV/0!	#DIV/0!
20-24	0.0%	#DIV/0!	0.0%	0.0%	0.0%	0.0%	0.0%	0.0%	0.0%	0.0%	#DIV/0!	#DIV/0!
25-29	0.0%	#DIV/0!	0.0%	0.0%	0.0%	0.0%	0.0%	0.0%	0.0%	0.0%	#DIV/0!	#DIV/0!
30-34	0.7%	#DIV/0!	0.0%	0.0%	4.0%	0.0%	0.0%	0.0%	0.0%	0.0%	#DIV/0!	#DIV/0!
35-39	0.0%	#DIV/0!	0.0%	0.0%	0.0%	0.0%	0.0%	0.0%	0.0%	0.0%	#DIV/0!	#DIV/0!
40-44	1.5%	#DIV/0!	3.8%	0.0%	0.0%	0.0%	0.0%	0.0%	0.0%	6.7%	#DIV/0!	#DIV/0!
45-49	4.4%	#DIV/0!	3.8%	4.8%	8.0%	10.0%	0.0%	0.0%	0.0%	6.7%	#DIV/0!	#DIV/0!
50-54	27.7%	#DIV/0!	23.1%	28.6%	16.0%	40.0%	30.0%	41.7%	27.8%	33.3%	#DIV/0!	#DIV/0!
55-59	31.4%	#DIV/0!	38.5%	28.6%	52.0%	10.0%	40.0%	16.7%	16.7%	26.7%	#DIV/0!	#DIV/0!
60-64	16.1%	#DIV/0!	15.4%	14.3%	4.0%	10.0%	0.0%	33.3%	44.4%	6.7%	#DIV/0!	#DIV/0!
65-69	11.7%	#DIV/0!	11.5%	9.5%	12.0%	20.0%	10.0%	8.3%	5.6%	20.0%	#DIV/0!	#DIV/0!
70-74	4.4%	#DIV/0!	0.0%	14.3%	0.0%	10.0%	20.0%	0.0%	0.0%	0.0%	#DIV/0!	#DIV/0!
>=75	2.2%	#DIV/0!	3.8%	0.0%	4.0%	0.0%	0.0%	0.0%	5.6%	0.0%	#DIV/0!	#DIV/0!
Total # of vehicle	137	0	26	21	25	10	10	12	18	15	0	0
Average speed	58.6	#DIV/0!	58.6	59.3	57.2	58.2	60.8	57.7	60.7	56.6	#DIV/0!	#DIV/0!
St. Dev.	7.3	#DIV/0!	7.2	6.9	8.2	7.9	8.1	5.1	7.6	6.7	#DIV/0!	#DIV/0!
85th percentile	65.3	#NUM!	64.5	68.5	63.9	68.2	71.5	64.0	64.1	64.9	#NUM!	#NUM!
Min	30.5	0.0	43.5	49.9	30.5	48.3	50.7	51.6	51.6	42.7	0.0	0.0
Max	84.7	0.0	81.5	73.4	77.4	70.2	73.4	65.3	84.7	66.9	0.0	0.0
Range	54.2	0.0	38.0	23.5	46.9	21.8	22.7	13.8	33.2	24.3	0.0	0.0

Day 4 RWA

Vehicle Speed (all vehicles)	Hour											
	Total	20:00-21:00	21:00-22:00	22:00-23:00	23:00-00:00	00:00-01:00	01:00-02:00	02:00-03:00	03:00-04:00	04:00-05:00	05:00-06:00	06:00-07:00
MPH												
< 10	0.0%	#DIV/0!	0.0%	0.0%	0.0%	0.0%	0.0%	0.0%	0.0%	0.0%	#DIV/0!	#DIV/0!
10-14	0.0%	#DIV/0!	0.0%	0.0%	0.0%	0.0%	0.0%	0.0%	0.0%	0.0%	#DIV/0!	#DIV/0!
15-19	0.0%	#DIV/0!	0.0%	0.0%	0.0%	0.0%	0.0%	0.0%	0.0%	0.0%	#DIV/0!	#DIV/0!
20-24	0.0%	#DIV/0!	0.0%	0.0%	0.0%	0.0%	0.0%	0.0%	0.0%	0.0%	#DIV/0!	#DIV/0!
25-29	0.0%	#DIV/0!	0.0%	0.0%	0.0%	0.0%	0.0%	0.0%	0.0%	0.0%	#DIV/0!	#DIV/0!
30-34	0.2%	#DIV/0!	0.2%	0.3%	0.0%	0.6%	0.0%	0.0%	0.9%	0.0%	#DIV/0!	#DIV/0!
35-39	0.2%	#DIV/0!	0.2%	0.0%	0.4%	0.0%	0.0%	1.1%	0.0%	0.0%	#DIV/0!	#DIV/0!
40-44	0.9%	#DIV/0!	1.1%	1.7%	0.4%	0.0%	0.8%	0.0%	1.8%	0.0%	#DIV/0!	#DIV/0!
45-49	2.9%	#DIV/0!	2.5%	2.6%	4.2%	2.4%	1.6%	2.2%	5.4%	3.2%	#DIV/0!	#DIV/0!
50-54	10.4%	#DIV/0!	11.1%	9.9%	10.2%	7.1%	13.2%	17.8%	7.1%	9.1%	#DIV/0!	#DIV/0!
55-59	14.4%	#DIV/0!	12.6%	14.2%	15.7%	12.5%	17.8%	20.0%	16.1%	13.6%	#DIV/0!	#DIV/0!
60-64	21.5%	#DIV/0!	20.4%	23.0%	22.0%	26.2%	14.7%	16.7%	20.5%	24.7%	#DIV/0!	#DIV/0!
65-69	23.4%	#DIV/0!	25.4%	25.6%	24.6%	25.0%	21.7%	13.3%	18.8%	19.5%	#DIV/0!	#DIV/0!
70-74	12.1%	#DIV/0!	13.7%	9.9%	11.0%	11.9%	10.9%	11.1%	12.5%	14.9%	#DIV/0!	#DIV/0!
>=75	13.9%	#DIV/0!	12.8%	12.8%	11.4%	14.3%	19.4%	17.8%	17.0%	14.3%	#DIV/0!	#DIV/0!
Total # of vehicles	1717	0	476	352	236	168	129	90	112	154	0	0
Average speed	64.6	#DIV/0!	64.7	64.5	64.1	65.1	65.1	63.9	64.5	64.9	#DIV/0!	#DIV/0!
St. Dev.	9.2	#DIV/0!	8.9	9.0	9.0	9.0	9.3	9.8	10.5	9.4	#DIV/0!	#DIV/0!
85th percentile	73.4	#NUM!	72.9	71.8	71.8	73.5	75.2	75.2	75.2	73.6	#NUM!	#NUM!
Min	31.8	0.0	34.0	32.9	35.2	32.9	43.2	39.8	31.8	44.3	0.0	0.0
Max	102.7	0.0	98.4	91.2	100.4	96.6	85.5	86.6	96.9	102.7	0.0	0.0
Range	70.9	0.0	64.3	58.3	65.2	63.7	42.3	46.9	65.2	58.3	0.0	0.0

Vehicle Speed (0-25 FT Vehicles)	Hour											
	Total	20:00-21:00	21:00-22:00	22:00-23:00	23:00-00:00	00:00-01:00	01:00-02:00	02:00-03:00	03:00-04:00	04:00-05:00	05:00-06:00	06:00-07:00
MPH												
< 10	0.0%	#DIV/0!	0.0%	0.0%	0.0%	0.0%	0.0%	0.0%	0.0%	0.0%	#DIV/0!	#DIV/0!
10-14	0.0%	#DIV/0!	0.0%	0.0%	0.0%	0.0%	0.0%	0.0%	0.0%	0.0%	#DIV/0!	#DIV/0!
15-19	0.0%	#DIV/0!	0.0%	0.0%	0.0%	0.0%	0.0%	0.0%	0.0%	0.0%	#DIV/0!	#DIV/0!
20-24	0.0%	#DIV/0!	0.0%	0.0%	0.0%	0.0%	0.0%	0.0%	0.0%	0.0%	#DIV/0!	#DIV/0!
25-29	0.0%	#DIV/0!	0.0%	0.0%	0.0%	0.0%	0.0%	0.0%	0.0%	0.0%	#DIV/0!	#DIV/0!
30-34	0.3%	#DIV/0!	0.3%	0.4%	0.0%	0.9%	0.0%	0.0%	1.6%	0.0%	#DIV/0!	#DIV/0!
35-39	0.1%	#DIV/0!	0.3%	0.0%	0.0%	0.0%	0.0%	0.0%	0.0%	0.0%	#DIV/0!	#DIV/0!
40-44	0.5%	#DIV/0!	1.4%	0.0%	0.0%	0.0%	0.0%	0.0%	1.6%	0.0%	#DIV/0!	#DIV/0!
45-49	1.6%	#DIV/0!	1.4%	2.0%	1.3%	3.4%	0.0%	0.0%	3.1%	1.1%	#DIV/0!	#DIV/0!
50-54	4.3%	#DIV/0!	5.0%	4.5%	5.1%	2.6%	4.6%	2.3%	3.1%	3.2%	#DIV/0!	#DIV/0!
55-59	8.1%	#DIV/0!	7.2%	9.4%	8.9%	3.4%	16.1%	7.0%	3.1%	8.6%	#DIV/0!	#DIV/0!
60-64	20.6%	#DIV/0!	20.2%	24.5%	20.3%	22.4%	13.8%	14.0%	10.9%	25.8%	#DIV/0!	#DIV/0!
65-69	30.7%	#DIV/0!	31.9%	31.4%	32.9%	33.6%	25.3%	20.9%	29.7%	26.9%	#DIV/0!	#DIV/0!
70-74	15.9%	#DIV/0!	17.2%	12.7%	15.2%	16.4%	13.8%	20.9%	20.3%	17.2%	#DIV/0!	#DIV/0!
>=75	17.9%	#DIV/0!	15.2%	15.1%	16.5%	17.2%	26.4%	34.9%	26.6%	17.2%	#DIV/0!	#DIV/0!
Total # of vehicles	1167	0	361	245	158	116	87	43	64	93	0	0
Average speed	67.2	#DIV/0!	66.8	66.5	67.1	67.1	68.0	70.8	68.8	67.1	#DIV/0!	#DIV/0!
St. Dev.	8.3	#DIV/0!	8.4	8.0	7.8	8.4	8.2	8.4	10.6	7.2	#DIV/0!	#DIV/0!
85th percentile	75.2	#NUM!	74.1	74.1	74.1	74.1	77.2	78.8	78.6	74.1	#NUM!	#NUM!
Min	31.8	0.0	34.0	32.9	45.5	32.9	51.2	53.5	31.8	46.6	0.0	0.0
Max	98.4	0.0	98.4	91.2	87.8	87.8	85.5	86.6	96.9	85.9	0.0	0.0
Range	66.6	0.0	64.3	58.3	42.3	54.9	34.3	33.2	65.2	39.3	0.0	0.0

Vehicle Speed (25-50 FT Vehicles)	Hour											
	Total	20:00-21:00	21:00-22:00	22:00-23:00	23:00-00:00	00:00-01:00	01:00-02:00	02:00-03:00	03:00-04:00	04:00-05:00	05:00-06:00	06:00-07:00
MPH												
< 10	0.0%	#DIV/0!	0.0%	0.0%	0.0%	0.0%	0.0%	0.0%	0.0%	0.0%	#DIV/0!	#DIV/0!
10-14	0.0%	#DIV/0!	0.0%	0.0%	0.0%	0.0%	0.0%	0.0%	0.0%	0.0%	#DIV/0!	#DIV/0!
15-19	0.0%	#DIV/0!	0.0%	0.0%	0.0%	0.0%	0.0%	0.0%	0.0%	0.0%	#DIV/0!	#DIV/0!
20-24	0.0%	#DIV/0!	0.0%	0.0%	0.0%	0.0%	0.0%	0.0%	0.0%	0.0%	#DIV/0!	#DIV/0!
25-29	0.0%	#DIV/0!	0.0%	0.0%	0.0%	0.0%	0.0%	0.0%	0.0%	0.0%	#DIV/0!	#DIV/0!
30-34	0.0%	#DIV/0!	0.0%	0.0%	0.0%	0.0%	0.0%	0.0%	0.0%	0.0%	#DIV/0!	#DIV/0!
35-39	0.6%	#DIV/0!	0.0%	0.0%	3.1%	0.0%	0.0%	4.2%	0.0%	0.0%	#DIV/0!	#DIV/0!
40-44	1.6%	#DIV/0!	0.0%	4.7%	0.0%	0.0%	3.4%	0.0%	0.0%	2.4%	#DIV/0!	#DIV/0!
45-49	4.4%	#DIV/0!	5.6%	4.7%	3.1%	0.0%	6.9%	4.2%	4.2%	4.8%	#DIV/0!	#DIV/0!
50-54	20.0%	#DIV/0!	26.4%	20.3%	9.4%	14.3%	27.6%	29.2%	12.5%	14.3%	#DIV/0!	#DIV/0!
55-59	27.0%	#DIV/0!	27.8%	21.9%	31.3%	32.1%	17.2%	33.3%	41.7%	21.4%	#DIV/0!	#DIV/0!
60-64	23.8%	#DIV/0!	22.2%	21.9%	34.4%	28.6%	17.2%	12.5%	33.3%	23.8%	#DIV/0!	#DIV/0!
65-69	9.2%	#DIV/0!	6.9%	9.4%	12.5%	7.1%	17.2%	12.5%	0.0%	9.5%	#DIV/0!	#DIV/0!
70-74	5.4%	#DIV/0!	4.2%	4.7%	3.1%	3.6%	6.9%	4.2%	4.2%	11.9%	#DIV/0!	#DIV/0!
>=75	7.9%	#DIV/0!	6.9%	12.5%	3.1%	14.3%	3.4%	0.0%	4.2%	11.9%	#DIV/0!	#DIV/0!
Total # of vehicle	315	0	72	64	32	28	29	24	24	42	0	0
Average speed	60.5	#DIV/0!	59.6	61.1	60.6	62.8	59.4	57.5	59.2	62.9	#DIV/0!	#DIV/0!
St. Dev.	9.7	#DIV/0!	8.0	11.0	9.7	11.1	8.6	7.0	6.8	12.1	#DIV/0!	#DIV/0!
85th percentile	69.0	#NUM!	66.6	71.2	65.6	68.9	69.8	65.5	62.7	70.6	#NUM!	#NUM!
Min	35.2	0.0	46.6	42.0	35.2	51.2	43.2	39.8	47.8	44.3	0.0	0.0
Max	102.7	0.0	85.0	91.2	100.4	96.6	75.2	72.9	79.8	102.7	0.0	0.0
Range	67.5	0.0	38.4	49.2	65.2	45.4	32.0	33.2	32.0	58.3	0.0	0.0

Vehicle Speed (50-75 FT Vehicles)	Hour											
	Total	20:00-21:00	21:00-22:00	22:00-23:00	23:00-00:00	00:00-01:00	01:00-02:00	02:00-03:00	03:00-04:00	04:00-05:00	05:00-06:00	06:00-07:00
MPH												
< 10	0.0%	#DIV/0!	0.0%	0.0%	0.0%	0.0%	0.0%	0.0%	0.0%	0.0%	#DIV/0!	#DIV/0!
10-14	0.0%	#DIV/0!	0.0%	0.0%	0.0%	0.0%	0.0%	0.0%	0.0%	0.0%	#DIV/0!	#DIV/0!
15-19	0.0%	#DIV/0!	0.0%	0.0%	0.0%	0.0%	0.0%	0.0%	0.0%	0.0%	#DIV/0!	#DIV/0!
20-24	0.0%	#DIV/0!	0.0%	0.0%	0.0%	0.0%	0.0%	0.0%	0.0%	0.0%	#DIV/0!	#DIV/0!
25-29	0.0%	#DIV/0!	0.0%	0.0%	0.0%	0.0%	0.0%	0.0%	0.0%	0.0%	#DIV/0!	#DIV/0!
30-34	0.0%	#DIV/0!	0.0%	0.0%	0.0%	0.0%	0.0%	0.0%	0.0%	0.0%	#DIV/0!	#DIV/0!
35-39	0.0%	#DIV/0!	0.0%	0.0%	0.0%	0.0%	0.0%	0.0%	0.0%	0.0%	#DIV/0!	#DIV/0!
40-44	2.9%	#DIV/0!	0.0%	9.1%	2.8%	0.0%	0.0%	0.0%	5.3%	0.0%	#DIV/0!	#DIV/0!
45-49	9.2%	#DIV/0!	10.3%	3.0%	16.7%	0.0%	0.0%	5.9%	15.8%	14.3%	#DIV/0!	#DIV/0!
50-54	35.1%	#DIV/0!	48.3%	33.3%	33.3%	27.8%	62.5%	47.1%	10.5%	28.6%	#DIV/0!	#DIV/0!
55-59	29.3%	#DIV/0!	31.0%	30.3%	30.6%	27.8%	25.0%	29.4%	31.6%	21.4%	#DIV/0!	#DIV/0!
60-64	19.0%	#DIV/0!	10.3%	15.2%	16.7%	38.9%	12.5%	17.6%	26.3%	21.4%	#DIV/0!	#DIV/0!
65-69	4.0%	#DIV/0!	0.0%	9.1%	0.0%	5.6%	0.0%	0.0%	10.5%	7.1%	#DIV/0!	#DIV/0!
70-74	0.6%	#DIV/0!	0.0%	0.0%	0.0%	0.0%	0.0%	0.0%	0.0%	7.1%	#DIV/0!	#DIV/0!
>=75	0.0%	#DIV/0!	0.0%	0.0%	0.0%	0.0%	0.0%	0.0%	0.0%	0.0%	#DIV/0!	#DIV/0!
Total # of vehicle	174	0	29	33	36	18	8	17	19	14	0	0
Average speed	56.0	#DIV/0!	54.7	56.5	54.9	57.9	54.8	56.4	56.9	57.4	#DIV/0!	#DIV/0!
St. Dev.	5.6	#DIV/0!	4.2	6.7	5.2	5.0	3.8	3.8	7.2	7.0	#DIV/0!	#DIV/0!
85th percentile	61.5	#NUM!	59.0	61.9	60.1	62.6	56.9	60.6	63.8	64.1	#NUM!	#NUM!
Min	42.0	0.0	45.5	42.0	43.2	50.1	51.2	48.9	42.0	48.9	0.0	0.0
Max	70.6	0.0	64.9	69.5	64.9	66.1	62.6	62.6	69.5	70.6	0.0	0.0
Range	28.6	0.0	19.4	27.4	21.7	16.0	11.4	13.7	27.4	21.7	0.0	0.0

Vehicle Speed (+75 FT Vehicles)	Hour											
	Total	20:00-21:00	21:00-22:00	22:00-23:00	23:00-00:00	00:00-01:00	01:00-02:00	02:00-03:00	03:00-04:00	04:00-05:00	05:00-06:00	06:00-07:00
MPH												
< 10	0.0%	#DIV/0!	0.0%	0.0%	0.0%	0.0%	0.0%	0.0%	0.0%	0.0%	#DIV/0!	#DIV/0!
10-14	0.0%	#DIV/0!	0.0%	0.0%	0.0%	0.0%	0.0%	0.0%	0.0%	0.0%	#DIV/0!	#DIV/0!
15-19	0.0%	#DIV/0!	0.0%	0.0%	0.0%	0.0%	0.0%	0.0%	0.0%	0.0%	#DIV/0!	#DIV/0!
20-24	0.0%	#DIV/0!	0.0%	0.0%	0.0%	0.0%	0.0%	0.0%	0.0%	0.0%	#DIV/0!	#DIV/0!
25-29	0.0%	#DIV/0!	0.0%	0.0%	0.0%	0.0%	0.0%	0.0%	0.0%	0.0%	#DIV/0!	#DIV/0!
30-34	0.0%	#DIV/0!	0.0%	0.0%	0.0%	0.0%	0.0%	0.0%	0.0%	0.0%	#DIV/0!	#DIV/0!
35-39	0.0%	#DIV/0!	0.0%	0.0%	0.0%	0.0%	0.0%	0.0%	0.0%	0.0%	#DIV/0!	#DIV/0!
40-44	0.0%	#DIV/0!	0.0%	0.0%	0.0%	0.0%	0.0%	0.0%	0.0%	0.0%	#DIV/0!	#DIV/0!
45-49	1.6%	#DIV/0!	0.0%	0.0%	10.0%	0.0%	0.0%	0.0%	0.0%	0.0%	#DIV/0!	#DIV/0!
50-54	8.2%	#DIV/0!	14.3%	0.0%	10.0%	0.0%	0.0%	0.0%	20.0%	20.0%	#DIV/0!	#DIV/0!
55-59	29.5%	#DIV/0!	35.7%	30.0%	20.0%	50.0%	40.0%	33.3%	0.0%	20.0%	#DIV/0!	#DIV/0!
60-64	34.4%	#DIV/0!	35.7%	20.0%	30.0%	50.0%	20.0%	50.0%	60.0%	20.0%	#DIV/0!	#DIV/0!
65-69	13.1%	#DIV/0!	7.1%	40.0%	20.0%	0.0%	20.0%	0.0%	0.0%	0.0%	#DIV/0!	#DIV/0!
70-74	4.9%	#DIV/0!	0.0%	10.0%	10.0%	0.0%	0.0%	0.0%	0.0%	20.0%	#DIV/0!	#DIV/0!
>=75	8.2%	#DIV/0!	7.1%	0.0%	0.0%	0.0%	20.0%	16.7%	20.0%	20.0%	#DIV/0!	#DIV/0!
Total # of vehicle	61	0	14	10	10	6	5	6	5	5	0	0
Average speed	62.7	#DIV/0!	61.1	64.0	61.4	60.7	66.1	62.6	63.5	65.4	#DIV/0!	#DIV/0!
St. Dev.	7.2	#DIV/0!	6.9	5.6	7.5	3.3	10.7	7.3	7.8	10.9	#DIV/0!	#DIV/0!
85th percentile	69.5	#NUM!	65.1	69.3	68.7	63.2	73.4	66.9	69.0	75.0	#NUM!	#NUM!
Min	48.9	0.0	53.5	55.8	48.9	55.8	58.1	55.8	53.5	52.3	0.0	0.0
Max	84.4	0.0	79.8	70.6	72.9	64.9	84.4	76.4	75.2	79.8	0.0	0.0
Range	35.5	0.0	26.3	14.9	24.0	9.1	26.3	20.6	21.7	27.4	0.0	0.0

Day 4 Beginning of Taper

Vehicle Speed (all vehicles)	Hour											
	Total	20:00-21:00	21:00-22:00	22:00-23:00	23:00-00:00	00:00-01:00	01:00-02:00	02:00-03:00	03:00-04:00	04:00-05:00	05:00-06:00	06:00-07:00
MPH												
< 10	0.0%	#DIV/0!	0.0%	0.0%	0.0%	0.0%	0.0%	0.0%	0.0%	0.0%	#DIV/0!	#DIV/0!
10-14	0.0%	#DIV/0!	0.0%	0.0%	0.0%	0.0%	0.0%	0.0%	0.0%	0.0%	#DIV/0!	#DIV/0!
15-19	0.1%	#DIV/0!	0.0%	0.0%	0.0%	0.0%	0.0%	0.0%	0.7%	0.0%	#DIV/0!	#DIV/0!
20-24	0.2%	#DIV/0!	0.0%	0.3%	0.0%	0.0%	0.0%	0.0%	0.9%	0.0%	#DIV/0!	#DIV/0!
25-29	0.3%	#DIV/0!	0.2%	0.3%	0.4%	0.0%	0.7%	0.0%	0.0%	1.2%	#DIV/0!	#DIV/0!
30-34	1.5%	#DIV/0!	1.2%	1.5%	2.6%	0.6%	0.7%	3.7%	1.5%	1.2%	#DIV/0!	#DIV/0!
35-39	2.8%	#DIV/0!	2.1%	2.1%	4.3%	2.3%	2.8%	2.8%	4.5%	3.0%	#DIV/0!	#DIV/0!
40-44	10.4%	#DIV/0!	8.1%	11.2%	9.0%	15.6%	11.2%	10.2%	12.7%	9.0%	#DIV/0!	#DIV/0!
45-49	23.6%	#DIV/0!	23.0%	27.1%	24.5%	17.9%	28.0%	25.0%	18.7%	21.6%	#DIV/0!	#DIV/0!
50-54	21.3%	#DIV/0!	24.7%	17.4%	19.3%	24.9%	23.1%	24.1%	17.2%	19.8%	#DIV/0!	#DIV/0!
55-59	17.5%	#DIV/0!	15.3%	20.9%	16.7%	16.2%	11.2%	15.7%	20.9%	22.2%	#DIV/0!	#DIV/0!
60-64	10.4%	#DIV/0!	11.6%	10.3%	13.7%	8.1%	7.0%	6.5%	11.2%	9.6%	#DIV/0!	#DIV/0!
65-69	6.3%	#DIV/0!	7.9%	4.7%	4.3%	6.9%	7.7%	7.4%	6.0%	6.0%	#DIV/0!	#DIV/0!
70-74	3.0%	#DIV/0!	2.6%	3.2%	2.6%	4.6%	3.5%	0.9%	2.2%	4.2%	#DIV/0!	#DIV/0!
>=75	2.7%	#DIV/0!	3.3%	1.2%	2.6%	2.9%	4.2%	2.8%	4.5%	1.8%	#DIV/0!	#DIV/0!
Total # of vehicles	1728	0	430	340	233	173	143	108	134	167	0	0
Average speed	53.3	#DIV/0!	54.2	52.6	53.0	53.5	53.3	51.8	53.4	53.4	#DIV/0!	#DIV/0!
St. Dev.	9.4	#DIV/0!	9.2	8.6	9.6	9.3	10.2	9.8	10.5	9.9	#DIV/0!	#DIV/0!
85th percentile	62.8	#NUM!	64.6	60.4	62.8	63.8	64.7	60.1	61.9	62.8	#NUM!	#NUM!
Min	17.3	0.0	29.9	23.6	27.8	30.0	26.3	20.4	17.3	22.5	0.0	0.0
Max	87.8	0.0	86.2	78.7	85.3	85.3	83.4	84.4	87.8	83.4	0.0	0.0
Range	70.6	0.0	56.3	55.2	57.5	55.3	57.1	63.9	70.6	60.9	0.0	0.0

Vehicle Speed (0-25 FT Vehicles)	Hour											
	Total	20:00-21:00	21:00-22:00	22:00-23:00	23:00-00:00	00:00-01:00	01:00-02:00	02:00-03:00	03:00-04:00	04:00-05:00	05:00-06:00	06:00-07:00
MPH												
< 10	0.0%	#DIV/0!	0.0%	0.0%	0.0%	0.0%	0.0%	0.0%	0.0%	0.0%	#DIV/0!	#DIV/0!
10-14	0.0%	#DIV/0!	0.0%	0.0%	0.0%	0.0%	0.0%	0.0%	0.0%	0.0%	#DIV/0!	#DIV/0!
15-19	0.1%	#DIV/0!	0.0%	0.0%	0.0%	0.0%	0.0%	0.0%	1.5%	0.0%	#DIV/0!	#DIV/0!
20-24	0.3%	#DIV/0!	0.0%	0.4%	0.0%	0.0%	0.0%	2.0%	0.0%	1.0%	#DIV/0!	#DIV/0!
25-29	0.4%	#DIV/0!	0.3%	0.4%	0.7%	0.0%	1.2%	0.0%	0.0%	1.0%	#DIV/0!	#DIV/0!
30-34	1.7%	#DIV/0!	1.6%	1.2%	2.6%	0.9%	0.0%	7.8%	3.0%	0.0%	#DIV/0!	#DIV/0!
35-39	1.5%	#DIV/0!	1.6%	0.4%	2.0%	0.9%	1.2%	3.9%	3.0%	2.1%	#DIV/0!	#DIV/0!
40-44	5.8%	#DIV/0!	5.9%	6.6%	7.9%	8.0%	3.6%	3.9%	1.5%	3.1%	#DIV/0!	#DIV/0!
45-49	21.4%	#DIV/0!	19.6%	26.9%	21.2%	15.2%	28.6%	15.7%	16.7%	21.6%	#DIV/0!	#DIV/0!
50-54	20.9%	#DIV/0!	23.0%	17.4%	18.5%	27.7%	26.2%	25.5%	16.7%	14.4%	#DIV/0!	#DIV/0!
55-59	20.7%	#DIV/0!	18.3%	24.0%	20.5%	21.4%	10.7%	17.6%	24.2%	27.8%	#DIV/0!	#DIV/0!
60-64	13.4%	#DIV/0!	14.6%	12.0%	17.2%	11.6%	11.9%	3.9%	18.2%	12.4%	#DIV/0!	#DIV/0!
65-69	7.7%	#DIV/0!	9.6%	5.4%	4.6%	7.1%	7.1%	13.7%	10.6%	8.2%	#DIV/0!	#DIV/0!
70-74	3.6%	#DIV/0!	2.5%	4.1%	2.6%	6.3%	4.8%	2.0%	1.5%	6.2%	#DIV/0!	#DIV/0!
>=75	2.4%	#DIV/0!	3.1%	1.2%	2.0%	0.9%	4.8%	3.9%	3.0%	2.1%	#DIV/0!	#DIV/0!
Total # of vehicles	1125	0	322	242	151	112	84	51	66	97	0	0
Average speed	54.7	#DIV/0!	55.2	53.9	54.0	54.9	55.0	52.9	55.5	55.6	#DIV/0!	#DIV/0!
St. Dev.	9.2	#DIV/0!	9.1	8.4	9.0	8.5	9.9	11.9	10.4	9.8	#DIV/0!	#DIV/0!
85th percentile	64.7	#NUM!	64.7	61.9	62.8	64.1	65.4	66.6	64.9	66.2	#NUM!	#NUM!
Min	17.3	0.0	29.9	23.6	27.8	30.0	26.3	20.4	17.3	22.5	0.0	0.0
Max	84.4	0.0	81.6	75.9	78.7	75.2	83.4	84.4	83.4	83.4	0.0	0.0
Range	67.1	0.0	51.6	52.3	50.9	45.2	57.1	63.9	66.2	60.9	0.0	0.0

Vehicle Speed (25-50 FT Vehicles)	Hour											
	Total	20:00-21:00	21:00-22:00	22:00-23:00	23:00-00:00	00:00-01:00	01:00-02:00	02:00-03:00	03:00-04:00	04:00-05:00	05:00-06:00	06:00-07:00
MPH												
< 10	0.0%	#DIV/0!	0.0%	0.0%	0.0%	0.0%	0.0%	0.0%	0.0%	0.0%	#DIV/0!	#DIV/0!
10-14	0.0%	#DIV/0!	0.0%	0.0%	0.0%	0.0%	0.0%	0.0%	0.0%	0.0%	#DIV/0!	#DIV/0!
15-19	0.0%	#DIV/0!	0.0%	0.0%	0.0%	0.0%	0.0%	0.0%	0.0%	0.0%	#DIV/0!	#DIV/0!
20-24	0.0%	#DIV/0!	0.0%	0.0%	0.0%	0.0%	0.0%	0.0%	0.0%	0.0%	#DIV/0!	#DIV/0!
25-29	0.3%	#DIV/0!	0.0%	0.0%	0.0%	0.0%	0.0%	0.0%	0.0%	2.0%	#DIV/0!	#DIV/0!
30-34	1.7%	#DIV/0!	0.0%	3.5%	5.6%	0.0%	3.1%	0.0%	0.0%	2.0%	#DIV/0!	#DIV/0!
35-39	4.5%	#DIV/0!	0.0%	7.0%	11.1%	5.3%	3.1%	3.0%	3.1%	6.0%	#DIV/0!	#DIV/0!
40-44	17.2%	#DIV/0!	14.5%	22.8%	8.3%	23.7%	25.0%	9.1%	18.8%	16.0%	#DIV/0!	#DIV/0!
45-49	27.4%	#DIV/0!	38.2%	21.1%	27.8%	21.1%	28.1%	39.4%	18.8%	20.0%	#DIV/0!	#DIV/0!
50-54	23.4%	#DIV/0!	28.9%	21.1%	16.7%	26.3%	18.8%	24.2%	18.8%	26.0%	#DIV/0!	#DIV/0!
55-59	11.0%	#DIV/0!	6.6%	8.8%	8.3%	5.3%	9.4%	15.2%	28.1%	14.0%	#DIV/0!	#DIV/0!
60-64	5.1%	#DIV/0!	3.9%	8.8%	11.1%	2.6%	0.0%	3.0%	3.1%	6.0%	#DIV/0!	#DIV/0!
65-69	3.7%	#DIV/0!	1.3%	3.5%	5.6%	5.3%	9.4%	3.0%	0.0%	4.0%	#DIV/0!	#DIV/0!
70-74	2.0%	#DIV/0!	2.6%	1.8%	0.0%	2.6%	3.1%	0.0%	3.1%	2.0%	#DIV/0!	#DIV/0!
>=75	3.7%	#DIV/0!	3.9%	1.8%	5.6%	7.9%	0.0%	3.0%	6.3%	2.0%	#DIV/0!	#DIV/0!
Total # of vehicle	354	0	76	57	36	38	32	33	32	50	0	0
Average speed	51.0	#DIV/0!	51.5	49.8	51.3	51.6	50.0	51.1	52.7	50.7	#DIV/0!	#DIV/0!
St. Dev.	9.5	#DIV/0!	8.5	9.2	11.5	10.7	9.2	8.0	10.1	10.0	#DIV/0!	#DIV/0!
85th percentile	59.1	#NUM!	57.0	59.3	61.7	59.9	57.9	57.6	59.1	58.7	#NUM!	#NUM!
Min	27.8	0.0	40.3	32.0	32.8	38.5	32.0	36.6	38.5	27.8	0.0	0.0
Max	87.8	0.0	86.2	78.7	84.4	85.3	70.3	75.9	87.8	78.4	0.0	0.0
Range	60.0	0.0	45.9	46.7	51.5	46.8	38.3	39.3	49.4	50.6	0.0	0.0

Vehicle Speed (50-75 FT Vehicles)	Hour											
	Total	20:00-21:00	21:00-22:00	22:00-23:00	23:00-00:00	00:00-01:00	01:00-02:00	02:00-03:00	03:00-04:00	04:00-05:00	05:00-06:00	06:00-07:00
MPH												
< 10	0.0%	#DIV/0!	0.0%	0.0%	0.0%	0.0%	0.0%	0.0%	0.0%	0.0%	#DIV/0!	#DIV/0!
10-14	0.0%	#DIV/0!	0.0%	0.0%	0.0%	0.0%	0.0%	0.0%	0.0%	0.0%	#DIV/0!	#DIV/0!
15-19	0.0%	#DIV/0!	0.0%	0.0%	0.0%	0.0%	0.0%	0.0%	0.0%	0.0%	#DIV/0!	#DIV/0!
20-24	0.0%	#DIV/0!	0.0%	0.0%	0.0%	0.0%	0.0%	0.0%	0.0%	0.0%	#DIV/0!	#DIV/0!
25-29	0.0%	#DIV/0!	0.0%	0.0%	0.0%	0.0%	0.0%	0.0%	0.0%	0.0%	#DIV/0!	#DIV/0!
30-34	0.5%	#DIV/0!	0.0%	0.0%	0.0%	0.0%	0.0%	0.0%	0.0%	5.9%	#DIV/0!	#DIV/0!
35-39	7.9%	#DIV/0!	18.2%	6.1%	8.8%	5.3%	8.7%	0.0%	11.1%	0.0%	#DIV/0!	#DIV/0!
40-44	26.2%	#DIV/0!	18.2%	27.3%	17.6%	47.4%	21.7%	31.3%	33.3%	17.6%	#DIV/0!	#DIV/0!
45-49	28.8%	#DIV/0!	13.6%	36.4%	32.4%	31.6%	30.4%	31.3%	22.2%	29.4%	#DIV/0!	#DIV/0!
50-54	22.5%	#DIV/0!	36.4%	12.1%	26.5%	5.3%	21.7%	25.0%	22.2%	35.3%	#DIV/0!	#DIV/0!
55-59	9.4%	#DIV/0!	9.1%	18.2%	8.8%	5.3%	4.3%	6.3%	7.4%	11.8%	#DIV/0!	#DIV/0!
60-64	0.5%	#DIV/0!	0.0%	0.0%	0.0%	0.0%	0.0%	6.3%	0.0%	0.0%	#DIV/0!	#DIV/0!
65-69	1.6%	#DIV/0!	0.0%	0.0%	0.0%	0.0%	0.0%	0.0%	3.7%	0.0%	#DIV/0!	#DIV/0!
70-74	0.5%	#DIV/0!	0.0%	0.0%	2.9%	0.0%	0.0%	0.0%	0.0%	0.0%	#DIV/0!	#DIV/0!
>=75	2.1%	#DIV/0!	4.5%	0.0%	2.9%	5.3%	4.3%	0.0%	0.0%	0.0%	#DIV/0!	#DIV/0!
Total # of vehicle	191	0	22	33	34	19	23	16	27	17	0	0
Average speed	48.5	#DIV/0!	49.0	47.8	49.6	46.9	50.3	48.0	47.1	48.6	#DIV/0!	#DIV/0!
St. Dev.	8.2	#DIV/0!	10.0	5.9	9.4	8.3	10.7	5.9	7.2	6.8	#DIV/0!	#DIV/0!
85th percentile	54.4	#NUM!	53.0	55.5	54.5	49.3	55.0	53.9	54.4	54.3	#NUM!	#NUM!
Min	30.0	0.0	36.6	36.6	36.6	39.4	37.5	41.3	35.7	30.0	0.0	0.0
Max	85.3	0.0	83.6	59.1	85.3	76.9	81.6	60.9	65.7	59.1	0.0	0.0
Range	55.3	0.0	47.0	22.5	48.7	37.5	44.0	19.7	30.1	29.0	0.0	0.0



Vehicle Speed (+75 FT Vehicles)	Hour											
	Total	20:00-21:00	21:00-22:00	22:00-23:00	23:00-00:00	00:00-01:00	01:00-02:00	02:00-03:00	03:00-04:00	04:00-05:00	05:00-06:00	06:00-07:00
MPH												
< 10	0.0%	#DIV/0!	0.0%	0.0%	0.0%	0.0%	0.0%	0.0%	0.0%	0.0%	#DIV/0!	#DIV/0!
10-14	0.0%	#DIV/0!	0.0%	0.0%	0.0%	0.0%	0.0%	0.0%	0.0%	0.0%	#DIV/0!	#DIV/0!
15-19	0.0%	#DIV/0!	0.0%	0.0%	0.0%	0.0%	0.0%	0.0%	0.0%	0.0%	#DIV/0!	#DIV/0!
20-24	0.0%	#DIV/0!	0.0%	0.0%	0.0%	0.0%	0.0%	0.0%	0.0%	0.0%	#DIV/0!	#DIV/0!
25-29	0.0%	#DIV/0!	0.0%	0.0%	0.0%	0.0%	0.0%	0.0%	0.0%	0.0%	#DIV/0!	#DIV/0!
30-34	0.0%	#DIV/0!	0.0%	0.0%	0.0%	0.0%	0.0%	0.0%	0.0%	0.0%	#DIV/0!	#DIV/0!
35-39	0.0%	#DIV/0!	0.0%	0.0%	0.0%	0.0%	0.0%	0.0%	0.0%	0.0%	#DIV/0!	#DIV/0!
40-44	6.9%	#DIV/0!	10.0%	0.0%	0.0%	0.0%	0.0%	12.5%	11.1%	33.3%	#DIV/0!	#DIV/0!
45-49	24.1%	#DIV/0!	40.0%	37.5%	33.3%	0.0%	0.0%	12.5%	22.2%	0.0%	#DIV/0!	#DIV/0!
50-54	12.1%	#DIV/0!	20.0%	12.5%	16.7%	25.0%	0.0%	12.5%	0.0%	0.0%	#DIV/0!	#DIV/0!
55-59	20.7%	#DIV/0!	0.0%	25.0%	16.7%	25.0%	75.0%	25.0%	11.1%	33.3%	#DIV/0!	#DIV/0!
60-64	15.5%	#DIV/0!	0.0%	12.5%	16.7%	0.0%	0.0%	37.5%	22.2%	33.3%	#DIV/0!	#DIV/0!
65-69	10.3%	#DIV/0!	20.0%	12.5%	8.3%	50.0%	0.0%	0.0%	0.0%	0.0%	#DIV/0!	#DIV/0!
70-74	5.2%	#DIV/0!	10.0%	0.0%	8.3%	0.0%	0.0%	0.0%	11.1%	0.0%	#DIV/0!	#DIV/0!
>=75	5.2%	#DIV/0!	0.0%	0.0%	0.0%	0.0%	25.0%	0.0%	22.2%	0.0%	#DIV/0!	#DIV/0!
Total # of vehicle	58	0	10	8	12	4	4	8	9	3	0	0
Average speed	56.6	#DIV/0!	54.8	54.4	56.0	59.8	62.7	55.3	59.8	53.3	#DIV/0!	#DIV/0!
St. Dev.	9.2	#DIV/0!	11.0	7.1	9.0	7.3	8.9	6.3	13.3	7.9	#DIV/0!	#DIV/0!
85th percentile	66.2	#NUM!	69.1	60.8	66.3	65.6	68.5	60.9	73.4	58.6	#NUM!	#NUM!
Min	43.2	0.0	43.2	46.0	45.7	50.6	57.2	44.1	43.2	44.7	0.0	0.0
Max	82.5	0.0	73.1	66.6	71.3	65.6	75.9	60.9	82.5	60.0	0.0	0.0
Range	39.3	0.0	29.9	20.6	25.5	15.0	18.7	16.9	39.3	15.4	0.0	0.0

Day 4 End of Taper

Vehicle Speed (all vehicles)	Hour											
	Total	20:00-21:00	21:00-22:00	22:00-23:00	23:00-00:00	00:00-01:00	01:00-02:00	02:00-03:00	03:00-04:00	04:00-05:00	05:00-06:00	06:00-07:00
MPH												
< 10	0.0%	#DIV/0!	0.0%	0.0%	0.0%	0.0%	0.0%	0.0%	0.0%	0.0%	#DIV/0!	#DIV/0!
10-14	0.0%	#DIV/0!	0.0%	0.0%	0.0%	0.0%	0.0%	0.0%	0.0%	0.0%	#DIV/0!	#DIV/0!
15-19	0.2%	#DIV/0!	0.2%	0.0%	0.0%	0.5%	0.7%	0.0%	0.0%	0.5%	#DIV/0!	#DIV/0!
20-24	0.3%	#DIV/0!	0.6%	0.0%	0.0%	0.0%	0.7%	0.0%	0.0%	0.0%	#DIV/0!	#DIV/0!
25-29	2.0%	#DIV/0!	1.6%	5.6%	1.1%	1.5%	2.0%	0.8%	0.0%	0.0%	#DIV/0!	#DIV/0!
30-34	3.6%	#DIV/0!	3.4%	7.9%	5.1%	0.0%	3.3%	2.5%	0.7%	0.5%	#DIV/0!	#DIV/0!
35-39	13.9%	#DIV/0!	19.0%	19.6%	13.6%	9.8%	11.3%	11.9%	6.2%	3.1%	#DIV/0!	#DIV/0!
40-44	21.3%	#DIV/0!	25.5%	22.2%	20.9%	18.1%	19.3%	16.9%	23.3%	15.1%	#DIV/0!	#DIV/0!
45-49	25.2%	#DIV/0!	24.4%	22.7%	27.5%	25.0%	28.7%	23.7%	24.0%	28.6%	#DIV/0!	#DIV/0!
50-54	19.0%	#DIV/0!	16.0%	13.5%	19.0%	24.5%	19.3%	22.9%	22.6%	27.1%	#DIV/0!	#DIV/0!
55-59	6.9%	#DIV/0!	5.8%	4.3%	6.6%	9.3%	6.7%	5.1%	11.6%	10.4%	#DIV/0!	#DIV/0!
60-64	4.6%	#DIV/0!	2.4%	3.6%	4.0%	5.9%	6.0%	8.5%	6.8%	6.3%	#DIV/0!	#DIV/0!
65-69	2.2%	#DIV/0!	0.8%	0.3%	1.5%	4.9%	2.0%	5.9%	3.4%	5.2%	#DIV/0!	#DIV/0!
70-74	0.3%	#DIV/0!	0.0%	0.0%	0.4%	0.5%	0.0%	0.0%	0.0%	1.6%	#DIV/0!	#DIV/0!
>=75	0.5%	#DIV/0!	0.2%	0.3%	0.4%	0.0%	0.0%	1.7%	1.4%	1.0%	#DIV/0!	#DIV/0!
Total # of vehicles	1974	0	499	392	273	204	150	118	146	192	0	0
Average speed	47.0	#DIV/0!	45.4	44.0	46.9	49.3	47.0	49.6	50.1	51.1	#DIV/0!	#DIV/0!
St. Dev.	8.5	#DIV/0!	7.7	8.2	8.0	8.3	8.5	9.3	8.1	8.6	#DIV/0!	#DIV/0!
85th percentile	54.8	#NUM!	53.6	52.5	54.8	57.0	54.8	60.5	57.3	59.3	#NUM!	#NUM!
Min	17.2	0.0	17.2	25.2	25.2	17.2	18.4	29.7	34.3	18.4	0.0	0.0
Max	87.8	0.0	79.8	78.7	80.9	71.8	67.3	82.1	87.8	84.3	0.0	0.0
Range	70.5	0.0	62.6	53.5	55.7	54.6	48.9	52.3	53.5	66.0	0.0	0.0

Vehicle Speed (0-25 FT Vehicles)	Hour											
	Total	20:00-21:00	21:00-22:00	22:00-23:00	23:00-00:00	00:00-01:00	01:00-02:00	02:00-03:00	03:00-04:00	04:00-05:00	05:00-06:00	06:00-07:00
MPH												
< 10	0.0%	#DIV/0!	0.0%	0.0%	0.0%	0.0%	0.0%	0.0%	0.0%	0.0%	#DIV/0!	#DIV/0!
10-14	0.0%	#DIV/0!	0.0%	0.0%	0.0%	0.0%	0.0%	0.0%	0.0%	0.0%	#DIV/0!	#DIV/0!
15-19	0.2%	#DIV/0!	0.3%	0.0%	0.0%	0.7%	0.0%	0.0%	0.0%	0.8%	#DIV/0!	#DIV/0!
20-24	0.3%	#DIV/0!	0.8%	0.0%	0.0%	0.0%	0.0%	0.0%	0.0%	0.8%	#DIV/0!	#DIV/0!
25-29	1.7%	#DIV/0!	1.5%	4.5%	1.1%	0.7%	2.2%	0.0%	0.0%	0.0%	#DIV/0!	#DIV/0!
30-34	3.1%	#DIV/0!	3.1%	6.5%	2.7%	0.0%	3.2%	2.9%	1.3%	0.8%	#DIV/0!	#DIV/0!
35-39	12.5%	#DIV/0!	16.9%	18.2%	10.2%	9.4%	5.4%	10.3%	5.1%	3.2%	#DIV/0!	#DIV/0!
40-44	18.2%	#DIV/0!	23.1%	22.3%	16.6%	10.1%	17.2%	11.8%	15.4%	11.3%	#DIV/0!	#DIV/0!
45-49	25.9%	#DIV/0!	26.4%	23.4%	32.6%	26.8%	30.1%	17.6%	21.8%	23.4%	#DIV/0!	#DIV/0!
50-54	19.6%	#DIV/0!	16.9%	14.4%	20.3%	26.8%	20.4%	23.5%	20.5%	27.4%	#DIV/0!	#DIV/0!
55-59	8.4%	#DIV/0!	6.7%	5.5%	8.0%	10.7%	8.6%	7.4%	17.9%	12.9%	#DIV/0!	#DIV/0!
60-64	6.2%	#DIV/0!	3.1%	4.5%	5.3%	8.1%	9.7%	14.7%	11.5%	8.1%	#DIV/0!	#DIV/0!
65-69	2.9%	#DIV/0!	1.0%	0.3%	2.1%	6.0%	3.2%	8.8%	5.1%	7.3%	#DIV/0!	#DIV/0!
70-74	0.4%	#DIV/0!	0.0%	0.0%	0.5%	0.7%	0.0%	0.0%	0.0%	2.4%	#DIV/0!	#DIV/0!
>=75	0.6%	#DIV/0!	0.3%	0.3%	0.5%	0.0%	0.0%	2.9%	1.3%	1.6%	#DIV/0!	#DIV/0!
Total # of vehicles	1380	0	390	291	187	149	93	68	78	124	0	0
Average speed	48.0	#DIV/0!	46.0	44.9	48.4	50.6	49.1	52.2	52.0	52.4	#DIV/0!	#DIV/0!
St. Dev.	8.8	#DIV/0!	7.9	8.3	8.0	8.5	8.4	10.3	8.3	9.6	#DIV/0!	#DIV/0!
85th percentile	57.0	#NUM!	53.6	52.5	55.9	59.1	58.2	62.7	60.5	62.2	#NUM!	#NUM!
Min	17.2	0.0	17.2	25.2	25.2	17.2	26.3	33.2	34.3	18.4	0.0	0.0
Max	84.3	0.0	79.8	78.7	80.9	71.8	67.3	82.1	78.7	84.3	0.0	0.0
Range	67.1	0.0	62.6	53.5	55.7	54.6	41.0	48.9	44.4	66.0	0.0	0.0

Vehicle Speed (25-50 FT Vehicles)	Hour											
	Total	20:00-21:00	21:00-22:00	22:00-23:00	23:00-00:00	00:00-01:00	01:00-02:00	02:00-03:00	03:00-04:00	04:00-05:00	05:00-06:00	06:00-07:00
MPH												
< 10	0.0%	#DIV/0!	0.0%	0.0%	0.0%	0.0%	0.0%	0.0%	0.0%	0.0%	#DIV/0!	#DIV/0!
10-14	0.0%	#DIV/0!	0.0%	0.0%	0.0%	0.0%	0.0%	0.0%	0.0%	0.0%	#DIV/0!	#DIV/0!
15-19	0.3%	#DIV/0!	0.0%	0.0%	0.0%	0.0%	2.7%	0.0%	0.0%	0.0%	#DIV/0!	#DIV/0!
20-24	0.0%	#DIV/0!	0.0%	0.0%	0.0%	0.0%	0.0%	0.0%	0.0%	0.0%	#DIV/0!	#DIV/0!
25-29	1.6%	#DIV/0!	1.5%	6.6%	0.0%	2.9%	0.0%	0.0%	0.0%	0.0%	#DIV/0!	#DIV/0!
30-34	2.7%	#DIV/0!	1.5%	8.2%	4.3%	0.0%	2.7%	3.6%	0.0%	0.0%	#DIV/0!	#DIV/0!
35-39	15.6%	#DIV/0!	23.5%	26.2%	19.6%	8.8%	18.9%	10.7%	6.0%	2.1%	#DIV/0!	#DIV/0!
40-44	30.2%	#DIV/0!	38.2%	23.0%	37.0%	41.2%	27.0%	21.4%	28.0%	23.4%	#DIV/0!	#DIV/0!
45-49	23.7%	#DIV/0!	20.6%	18.0%	15.2%	23.5%	24.3%	35.7%	24.0%	36.2%	#DIV/0!	#DIV/0!
50-54	19.9%	#DIV/0!	11.8%	16.4%	21.7%	14.7%	21.6%	21.4%	30.0%	25.5%	#DIV/0!	#DIV/0!
55-59	3.5%	#DIV/0!	2.9%	0.0%	2.2%	5.9%	2.7%	3.6%	6.0%	6.4%	#DIV/0!	#DIV/0!
60-64	1.1%	#DIV/0!	0.0%	1.6%	0.0%	0.0%	0.0%	0.0%	2.0%	4.3%	#DIV/0!	#DIV/0!
65-69	1.1%	#DIV/0!	0.0%	0.0%	0.0%	2.9%	0.0%	3.6%	2.0%	2.1%	#DIV/0!	#DIV/0!
70-74	0.0%	#DIV/0!	0.0%	0.0%	0.0%	0.0%	0.0%	0.0%	0.0%	0.0%	#DIV/0!	#DIV/0!
>=75	0.3%	#DIV/0!	0.0%	0.0%	0.0%	0.0%	0.0%	2.0%	0.0%	0.0%	#DIV/0!	#DIV/0!
Total # of vehicle	371	0	68	61	46	34	37	28	50	47	0	0
Average speed	45.5	#DIV/0!	43.7	42.4	44.4	46.2	44.1	47.0	48.9	49.2	#DIV/0!	#DIV/0!
St. Dev.	7.0	#DIV/0!	5.8	7.2	5.7	6.9	7.3	6.3	8.0	5.9	#DIV/0!	#DIV/0!
85th percentile	52.5	#NUM!	49.1	50.2	51.4	52.5	51.4	51.4	53.6	53.6	#NUM!	#NUM!
Min	18.4	0.0	29.7	26.3	33.2	28.6	18.4	34.3	38.8	37.7	0.0	0.0
Max	87.8	0.0	58.2	60.5	55.9	66.1	59.3	65.0	87.8	67.3	0.0	0.0
Range	69.4	0.0	28.4	34.1	22.8	37.5	41.0	30.7	48.9	29.6	0.0	0.0

Vehicle Speed (50-75 FT Vehicles)	Hour											
	Total	20:00-21:00	21:00-22:00	22:00-23:00	23:00-00:00	00:00-01:00	01:00-02:00	02:00-03:00	03:00-04:00	04:00-05:00	05:00-06:00	06:00-07:00
MPH												
< 10	0.0%	#DIV/0!	0.0%	0.0%	0.0%	0.0%	0.0%	0.0%	0.0%	0.0%	#DIV/0!	#DIV/0!
10-14	0.0%	#DIV/0!	0.0%	0.0%	0.0%	0.0%	0.0%	0.0%	0.0%	0.0%	#DIV/0!	#DIV/0!
15-19	0.0%	#DIV/0!	0.0%	0.0%	0.0%	0.0%	0.0%	0.0%	0.0%	0.0%	#DIV/0!	#DIV/0!
20-24	0.5%	#DIV/0!	0.0%	0.0%	0.0%	0.0%	5.0%	0.0%	0.0%	0.0%	#DIV/0!	#DIV/0!
25-29	4.8%	#DIV/0!	3.6%	12.1%	2.9%	5.3%	5.0%	5.0%	0.0%	0.0%	#DIV/0!	#DIV/0!
30-34	9.1%	#DIV/0!	7.1%	21.2%	20.6%	0.0%	5.0%	0.0%	0.0%	0.0%	#DIV/0!	#DIV/0!
35-39	18.7%	#DIV/0!	28.6%	15.2%	20.6%	15.8%	25.0%	20.0%	15.4%	5.0%	#DIV/0!	#DIV/0!
40-44	23.5%	#DIV/0!	25.0%	21.2%	17.6%	36.8%	15.0%	25.0%	38.5%	20.0%	#DIV/0!	#DIV/0!
45-49	24.6%	#DIV/0!	17.9%	24.2%	17.6%	15.8%	30.0%	30.0%	30.8%	40.0%	#DIV/0!	#DIV/0!
50-54	15.0%	#DIV/0!	17.9%	3.0%	11.8%	21.1%	10.0%	20.0%	15.4%	30.0%	#DIV/0!	#DIV/0!
55-59	3.2%	#DIV/0!	0.0%	3.0%	5.9%	5.3%	5.0%	0.0%	0.0%	5.0%	#DIV/0!	#DIV/0!
60-64	0.5%	#DIV/0!	0.0%	0.0%	2.9%	0.0%	0.0%	0.0%	0.0%	0.0%	#DIV/0!	#DIV/0!
65-69	0.0%	#DIV/0!	0.0%	0.0%	0.0%	0.0%	0.0%	0.0%	0.0%	0.0%	#DIV/0!	#DIV/0!
70-74	0.0%	#DIV/0!	0.0%	0.0%	0.0%	0.0%	0.0%	0.0%	0.0%	0.0%	#DIV/0!	#DIV/0!
>=75	0.0%	#DIV/0!	0.0%	0.0%	0.0%	0.0%	0.0%	0.0%	0.0%	0.0%	#DIV/0!	#DIV/0!
Total # of vehicle	187	0	28	33	34	19	20	20	13	20	0	0
Average speed	43.3	#DIV/0!	43.0	39.7	42.8	45.1	42.3	44.6	45.1	47.7	#DIV/0!	#DIV/0!
St. Dev.	7.4	#DIV/0!	6.9	7.8	8.4	6.7	8.4	6.2	4.7	4.9	#DIV/0!	#DIV/0!
85th percentile	50.3	#NUM!	50.1	48.2	51.5	51.2	49.4	50.6	49.5	52.8	#NUM!	#NUM!
Min	21.8	0.0	25.2	27.5	27.5	28.6	21.8	29.7	36.6	36.6	0.0	0.0
Max	63.9	0.0	54.8	57.0	63.9	57.0	55.9	54.8	53.6	55.9	0.0	0.0
Range	42.1	0.0	29.6	29.6	36.4	28.4	34.1	25.0	17.1	19.3	0.0	0.0

Vehicle Speed (+75 FT Vehicles)	Hour											
	Total	20:00-21:00	21:00-22:00	22:00-23:00	23:00-00:00	00:00-01:00	01:00-02:00	02:00-03:00	03:00-04:00	04:00-05:00	05:00-06:00	06:00-07:00
MPH												
< 10	0.0%	#DIV/0!	0.0%	0.0%	0.0%	0.0%	#DIV/0!	0.0%	0.0%	0.0%	#DIV/0!	#DIV/0!
10-14	0.0%	#DIV/0!	0.0%	0.0%	0.0%	0.0%	#DIV/0!	0.0%	0.0%	0.0%	#DIV/0!	#DIV/0!
15-19	0.0%	#DIV/0!	0.0%	0.0%	0.0%	0.0%	#DIV/0!	0.0%	0.0%	0.0%	#DIV/0!	#DIV/0!
20-24	0.0%	#DIV/0!	0.0%	0.0%	0.0%	0.0%	#DIV/0!	0.0%	0.0%	0.0%	#DIV/0!	#DIV/0!
25-29	2.8%	#DIV/0!	0.0%	14.3%	0.0%	0.0%	#DIV/0!	0.0%	0.0%	0.0%	#DIV/0!	#DIV/0!
30-34	5.6%	#DIV/0!	15.4%	0.0%	0.0%	0.0%	#DIV/0!	0.0%	0.0%	0.0%	#DIV/0!	#DIV/0!
35-39	27.8%	#DIV/0!	38.5%	42.9%	33.3%	0.0%	#DIV/0!	0.0%	0.0%	0.0%	#DIV/0!	#DIV/0!
40-44	36.1%	#DIV/0!	30.8%	14.3%	50.0%	50.0%	#DIV/0!	50.0%	60.0%	0.0%	#DIV/0!	#DIV/0!
45-49	16.7%	#DIV/0!	0.0%	28.6%	16.7%	0.0%	#DIV/0!	0.0%	40.0%	100.0%	#DIV/0!	#DIV/0!
50-54	8.3%	#DIV/0!	7.7%	0.0%	0.0%	50.0%	#DIV/0!	50.0%	0.0%	0.0%	#DIV/0!	#DIV/0!
55-59	2.8%	#DIV/0!	7.7%	0.0%	0.0%	0.0%	#DIV/0!	0.0%	0.0%	0.0%	#DIV/0!	#DIV/0!
60-64	0.0%	#DIV/0!	0.0%	0.0%	0.0%	0.0%	#DIV/0!	0.0%	0.0%	0.0%	#DIV/0!	#DIV/0!
65-69	0.0%	#DIV/0!	0.0%	0.0%	0.0%	0.0%	#DIV/0!	0.0%	0.0%	0.0%	#DIV/0!	#DIV/0!
70-74	0.0%	#DIV/0!	0.0%	0.0%	0.0%	0.0%	#DIV/0!	0.0%	0.0%	0.0%	#DIV/0!	#DIV/0!
>=75	0.0%	#DIV/0!	0.0%	0.0%	0.0%	0.0%	#DIV/0!	0.0%	0.0%	0.0%	#DIV/0!	#DIV/0!
Total # of vehicle	36	0	13	7	6	2	0	2	5	1	0	0
Average speed	42.5	#DIV/0!	41.0	40.3	41.9	48.5	#DIV/0!	46.8	45.2	46.8	#DIV/0!	#DIV/0!
St. Dev.	6.2	#DIV/0!	7.2	6.7	3.0	8.8	#DIV/0!	8.0	2.6	#DIV/0!	#DIV/0!	#DIV/0!
85th percentile	47.9	#NUM!	46.4	47.0	44.2	52.9	#NUM!	50.8	47.9	46.8	#NUM!	#NUM!
Min	29.7	0.0	33.2	29.7	38.8	42.3	0.0	41.1	42.3	46.8	0.0	0.0
Max	55.9	0.0	55.9	49.1	46.8	54.8	0.0	52.5	47.9	46.8	0.0	0.0
Range	26.2	0.0	22.8	19.3	8.0	12.5	0.0	11.4	5.7	0.0	0.0	0.0

Day 4 1<sup>st</sup> WZ

Vehicle Speed (all vehicles)	Hour											
	Total	20:00-21:00	21:00-22:00	22:00-23:00	23:00-00:00	00:00-01:00	01:00-02:00	02:00-03:00	03:00-04:00	04:00-05:00	05:00-06:00	06:00-07:00
MPH												
< 10	0.0%	#DIV/0!	0.0%	0.0%	0.0%	0.0%	0.0%	0.0%	0.0%	0.0%	#DIV/0!	#DIV/0!
10-14	0.0%	#DIV/0!	0.0%	0.0%	0.0%	0.0%	0.0%	0.0%	0.0%	0.0%	#DIV/0!	#DIV/0!
15-19	0.9%	#DIV/0!	1.0%	0.3%	2.6%	0.0%	3.6%	0.0%	0.0%	0.0%	#DIV/0!	#DIV/0!
20-24	2.7%	#DIV/0!	2.2%	3.2%	3.4%	4.3%	4.3%	0.9%	1.6%	1.2%	#DIV/0!	#DIV/0!
25-29	8.5%	#DIV/0!	9.6%	8.2%	12.8%	14.4%	7.9%	2.7%	3.9%	1.8%	#DIV/0!	#DIV/0!
30-34	12.7%	#DIV/0!	18.0%	14.1%	11.9%	13.3%	10.7%	6.2%	12.6%	3.6%	#DIV/0!	#DIV/0!
35-39	20.5%	#DIV/0!	21.4%	21.4%	21.7%	23.4%	21.4%	17.7%	19.7%	13.3%	#DIV/0!	#DIV/0!
40-44	22.7%	#DIV/0!	25.6%	20.8%	23.0%	23.4%	19.3%	23.9%	26.0%	18.1%	#DIV/0!	#DIV/0!
45-49	13.2%	#DIV/0!	8.9%	16.4%	8.5%	11.2%	17.9%	19.5%	16.5%	15.7%	#DIV/0!	#DIV/0!
50-54	8.2%	#DIV/0!	6.2%	6.5%	6.8%	3.2%	10.7%	15.9%	7.9%	17.5%	#DIV/0!	#DIV/0!
55-59	5.2%	#DIV/0!	4.4%	3.5%	5.5%	4.3%	2.1%	8.0%	4.7%	12.7%	#DIV/0!	#DIV/0!
60-64	2.3%	#DIV/0!	0.7%	3.2%	1.3%	0.5%	0.7%	3.5%	5.5%	6.0%	#DIV/0!	#DIV/0!
65-69	1.3%	#DIV/0!	0.5%	1.2%	1.3%	1.6%	0.7%	1.8%	1.6%	3.6%	#DIV/0!	#DIV/0!
70-74	0.7%	#DIV/0!	1.0%	0.3%	0.4%	0.5%	0.7%	0.0%	0.0%	2.4%	#DIV/0!	#DIV/0!
>=75	0.8%	#DIV/0!	0.5%	0.9%	0.9%	0.0%	0.0%	0.0%	0.0%	4.2%	#DIV/0!	#DIV/0!
Total # of vehicles	1716	0	406	341	235	188	140	113	127	166	0	0
Average speed	41.7	#DIV/0!	39.9	41.6	39.8	39.2	40.3	45.5	43.3	49.4	#DIV/0!	#DIV/0!
St. Dev.	10.3	#DIV/0!	9.2	10.1	10.6	9.2	10.0	8.7	9.3	11.3	#DIV/0!	#DIV/0!
85th percentile	51.7	#NUM!	48.3	50.6	50.6	47.2	49.6	54.0	51.8	60.4	#NUM!	#NUM!
Min	15.1	0.0	16.2	18.5	15.1	22.0	16.2	23.1	22.0	23.1	0.0	0.0
Max	83.8	0.0	76.9	82.6	78.1	70.1	70.1	68.9	68.9	83.8	0.0	0.0
Range	68.7	0.0	60.7	64.1	63.0	48.1	53.8	45.8	46.9	60.7	0.0	0.0

Vehicle Speed (0-25 FT Vehicles)	Hour											
	Total	20:00-21:00	21:00-22:00	22:00-23:00	23:00-00:00	00:00-01:00	01:00-02:00	02:00-03:00	03:00-04:00	04:00-05:00	05:00-06:00	06:00-07:00
MPH												
< 10	0.0%	#DIV/0!	0.0%	0.0%	0.0%	0.0%	0.0%	0.0%	0.0%	0.0%	#DIV/0!	#DIV/0!
10-14	0.0%	#DIV/0!	0.0%	0.0%	0.0%	0.0%	0.0%	0.0%	0.0%	0.0%	#DIV/0!	#DIV/0!
15-19	1.1%	#DIV/0!	1.3%	0.4%	2.4%	0.0%	4.0%	0.0%	0.0%	0.0%	#DIV/0!	#DIV/0!
20-24	2.5%	#DIV/0!	2.2%	2.7%	3.0%	3.7%	4.0%	1.6%	1.4%	0.0%	#DIV/0!	#DIV/0!
25-29	7.0%	#DIV/0!	8.2%	6.2%	11.6%	11.1%	7.0%	1.6%	1.4%	0.9%	#DIV/0!	#DIV/0!
30-34	11.7%	#DIV/0!	17.3%	13.2%	9.1%	12.6%	8.0%	4.8%	8.2%	4.5%	#DIV/0!	#DIV/0!
35-39	18.5%	#DIV/0!	18.9%	20.6%	17.7%	23.7%	23.0%	8.1%	13.7%	12.6%	#DIV/0!	#DIV/0!
40-44	23.9%	#DIV/0!	27.7%	21.4%	25.6%	24.4%	21.0%	19.4%	30.1%	17.1%	#DIV/0!	#DIV/0!
45-49	14.7%	#DIV/0!	10.4%	17.5%	10.4%	12.6%	20.0%	27.4%	16.4%	16.2%	#DIV/0!	#DIV/0!
50-54	9.3%	#DIV/0!	6.9%	7.0%	9.1%	3.7%	10.0%	19.4%	12.3%	19.8%	#DIV/0!	#DIV/0!
55-59	6.1%	#DIV/0!	5.0%	4.7%	6.7%	5.2%	1.0%	14.5%	5.5%	13.5%	#DIV/0!	#DIV/0!
60-64	2.3%	#DIV/0!	0.6%	3.5%	1.8%	0.0%	1.0%	3.2%	8.2%	4.5%	#DIV/0!	#DIV/0!
65-69	1.6%	#DIV/0!	0.6%	1.6%	1.2%	2.2%	1.0%	0.0%	2.7%	4.5%	#DIV/0!	#DIV/0!
70-74	0.6%	#DIV/0!	0.6%	0.4%	0.6%	0.7%	0.0%	0.0%	0.0%	1.8%	#DIV/0!	#DIV/0!
>=75	0.7%	#DIV/0!	0.3%	0.8%	0.6%	0.0%	0.0%	0.0%	0.0%	4.5%	#DIV/0!	#DIV/0!
Total # of vehicles	1220	0	318	257	164	135	100	62	73	111	0	0
Average speed	42.4	#DIV/0!	40.4	42.5	41.1	40.1	40.4	47.4	45.7	50.0	#DIV/0!	#DIV/0!
St. Dev.	10.2	#DIV/0!	9.3	10.1	10.5	9.4	9.6	8.3	9.4	10.8	#DIV/0!	#DIV/0!
85th percentile	52.9	#NUM!	49.4	52.9	51.4	48.2	49.4	55.2	55.2	59.7	#NUM!	#NUM!
Min	15.1	0.0	16.2	18.5	15.1	22.0	16.2	23.1	24.3	27.7	0.0	0.0
Max	82.6	0.0	76.9	80.4	74.6	70.1	68.9	64.3	68.9	82.6	0.0	0.0
Range	67.6	0.0	60.7	61.8	59.5	48.1	52.7	41.2	44.7	55.0	0.0	0.0

Vehicle Speed (25-50 FT Vehicles)	Hour											
	Total	20:00-21:00	21:00-22:00	22:00-23:00	23:00-00:00	00:00-01:00	01:00-02:00	02:00-03:00	03:00-04:00	04:00-05:00	05:00-06:00	06:00-07:00
MPH												
< 10	0.0%	#DIV/0!	0.0%	0.0%	0.0%	0.0%	0.0%	0.0%	0.0%	0.0%	#DIV/0!	#DIV/0!
10-14	0.0%	#DIV/0!	0.0%	0.0%	0.0%	0.0%	0.0%	0.0%	0.0%	0.0%	#DIV/0!	#DIV/0!
15-19	1.1%	#DIV/0!	0.0%	0.0%	6.1%	0.0%	4.5%	0.0%	0.0%	0.0%	#DIV/0!	#DIV/0!
20-24	3.8%	#DIV/0!	4.8%	2.2%	6.1%	3.3%	4.5%	0.0%	3.4%	4.9%	#DIV/0!	#DIV/0!
25-29	9.8%	#DIV/0!	9.5%	10.9%	9.1%	16.7%	13.6%	8.7%	10.3%	2.4%	#DIV/0!	#DIV/0!
30-34	12.0%	#DIV/0!	14.3%	19.6%	9.1%	10.0%	13.6%	13.0%	17.2%	0.0%	#DIV/0!	#DIV/0!
35-39	22.2%	#DIV/0!	35.7%	13.0%	33.3%	33.3%	13.6%	21.7%	17.2%	9.8%	#DIV/0!	#DIV/0!
40-44	21.8%	#DIV/0!	16.7%	26.2%	21.2%	26.7%	9.1%	17.4%	31.0%	22.0%	#DIV/0!	#DIV/0!
45-49	12.4%	#DIV/0!	4.8%	19.6%	6.1%	6.7%	18.2%	8.7%	17.2%	17.1%	#DIV/0!	#DIV/0!
50-54	6.8%	#DIV/0!	4.8%	4.3%	0.0%	0.0%	13.6%	17.4%	0.0%	17.1%	#DIV/0!	#DIV/0!
55-59	3.0%	#DIV/0!	4.8%	0.0%	6.1%	0.0%	4.5%	0.0%	3.4%	4.9%	#DIV/0!	#DIV/0!
60-64	3.0%	#DIV/0!	0.0%	2.2%	0.0%	3.3%	0.0%	4.3%	0.0%	12.2%	#DIV/0!	#DIV/0!
65-69	0.8%	#DIV/0!	0.0%	0.0%	0.0%	0.0%	8.7%	0.0%	0.0%	0.0%	#DIV/0!	#DIV/0!
70-74	1.5%	#DIV/0!	2.4%	0.0%	0.0%	0.0%	4.5%	0.0%	0.0%	4.9%	#DIV/0!	#DIV/0!
>=75	1.9%	#DIV/0!	2.4%	2.2%	3.0%	0.0%	0.0%	0.0%	0.0%	4.9%	#DIV/0!	#DIV/0!
Total # of vehicle	266	0	42	46	33	30	22	23	29	41	0	0
Average speed	41.3	#DIV/0!	39.3	40.6	38.3	37.8	40.4	44.7	39.3	49.1	#DIV/0!	#DIV/0!
St. Dev.	11.1	#DIV/0!	9.6	10.3	11.9	8.0	12.6	10.9	8.3	12.4	#DIV/0!	#DIV/0!
85th percentile	50.6	#NUM!	47.2	47.2	44.6	44.5	50.6	52.2	46.0	62.0	#NUM!	#NUM!
Min	15.1	0.0	22.0	20.8	15.1	23.1	19.7	30.0	22.0	23.1	0.0	0.0
Max	83.8	0.0	74.6	82.6	78.1	60.9	70.1	68.9	59.7	83.8	0.0	0.0
Range	68.7	0.0	52.7	61.8	63.0	37.8	50.4	38.9	37.8	60.7	0.0	0.0

Vehicle Speed (50-75 FT Vehicles)	Hour											
	Total	20:00-21:00	21:00-22:00	22:00-23:00	23:00-00:00	00:00-01:00	01:00-02:00	02:00-03:00	03:00-04:00	04:00-05:00	05:00-06:00	06:00-07:00
MPH												
< 10	0.0%	#DIV/0!	0.0%	0.0%	0.0%	0.0%	0.0%	0.0%	0.0%	0.0%	#DIV/0!	#DIV/0!
10-14	0.0%	#DIV/0!	0.0%	0.0%	0.0%	0.0%	0.0%	0.0%	0.0%	0.0%	#DIV/0!	#DIV/0!
15-19	0.0%	#DIV/0!	0.0%	0.0%	0.0%	0.0%	0.0%	0.0%	0.0%	0.0%	#DIV/0!	#DIV/0!
20-24	3.7%	#DIV/0!	0.0%	10.0%	3.1%	10.5%	6.7%	0.0%	0.0%	0.0%	#DIV/0!	#DIV/0!
25-29	17.1%	#DIV/0!	22.2%	20.0%	25.0%	36.8%	6.7%	0.0%	5.0%	10.0%	#DIV/0!	#DIV/0!
30-34	20.9%	#DIV/0!	30.6%	16.7%	25.0%	26.3%	26.7%	0.0%	25.0%	10.0%	#DIV/0!	#DIV/0!
35-39	28.9%	#DIV/0!	16.7%	40.0%	25.0%	10.5%	26.7%	36.0%	45.0%	40.0%	#DIV/0!	#DIV/0!
40-44	18.2%	#DIV/0!	25.0%	6.7%	12.5%	10.5%	20.0%	44.0%	5.0%	20.0%	#DIV/0!	#DIV/0!
45-49	4.3%	#DIV/0!	0.0%	3.3%	3.1%	0.0%	6.7%	8.0%	15.0%	0.0%	#DIV/0!	#DIV/0!
50-54	3.2%	#DIV/0!	0.0%	0.0%	3.1%	5.3%	6.7%	8.0%	5.0%	0.0%	#DIV/0!	#DIV/0!
55-59	1.1%	#DIV/0!	0.0%	0.0%	0.0%	0.0%	0.0%	0.0%	0.0%	20.0%	#DIV/0!	#DIV/0!
60-64	1.6%	#DIV/0!	2.8%	3.3%	0.0%	0.0%	0.0%	4.0%	0.0%	0.0%	#DIV/0!	#DIV/0!
65-69	0.5%	#DIV/0!	0.0%	0.0%	3.1%	0.0%	0.0%	0.0%	0.0%	0.0%	#DIV/0!	#DIV/0!
70-74	0.5%	#DIV/0!	2.8%	0.0%	0.0%	0.0%	0.0%	0.0%	0.0%	0.0%	#DIV/0!	#DIV/0!
>=75	0.0%	#DIV/0!	0.0%	0.0%	0.0%	0.0%	0.0%	0.0%	0.0%	0.0%	#DIV/0!	#DIV/0!
Total # of vehicle	187	0	36	30	32	19	15	25	20	10	0	0
Average speed	37.1	#DIV/0!	37.2	35.0	35.6	32.9	37.1	42.2	38.7	40.6	#DIV/0!	#DIV/0!
St. Dev.	8.2	#DIV/0!	8.7	8.1	8.8	6.8	7.9	6.3	6.0	9.1	#DIV/0!	#DIV/0!
85th percentile	43.7	#NUM!	42.3	39.1	40.7	39.8	44.6	46.5	46.2	51.2	#NUM!	#NUM!
Min	22.0	0.0	25.4	22.0	22.0	22.0	22.0	35.7	27.7	28.8	0.0	0.0
Max	71.2	0.0	71.2	60.9	67.8	50.6	52.9	63.2	52.9	56.3	0.0	0.0
Range	49.2	0.0	45.8	38.9	45.8	28.6	30.9	27.5	25.2	27.5	0.0	0.0

Vehicle Speed (+75 FT Vehicles)	Hour											
	Total	20:00-21:00	21:00-22:00	22:00-23:00	23:00-00:00	00:00-01:00	01:00-02:00	02:00-03:00	03:00-04:00	04:00-05:00	05:00-06:00	06:00-07:00
MPH												
< 10	0.0%	#DIV/0!	0.0%	0.0%	0.0%	0.0%	0.0%	0.0%	0.0%	0.0%	#DIV/0!	#DIV/0!
10-14	0.0%	#DIV/0!	0.0%	0.0%	0.0%	0.0%	0.0%	0.0%	0.0%	0.0%	#DIV/0!	#DIV/0!
15-19	0.0%	#DIV/0!	0.0%	0.0%	0.0%	0.0%	0.0%	0.0%	0.0%	0.0%	#DIV/0!	#DIV/0!
20-24	0.0%	#DIV/0!	0.0%	0.0%	0.0%	0.0%	0.0%	0.0%	0.0%	0.0%	#DIV/0!	#DIV/0!
25-29	4.7%	#DIV/0!	10.0%	12.5%	0.0%	0.0%	0.0%	0.0%	0.0%	0.0%	#DIV/0!	#DIV/0!
30-34	9.3%	#DIV/0!	10.0%	0.0%	33.3%	0.0%	0.0%	33.3%	0.0%	0.0%	#DIV/0!	#DIV/0!
35-39	30.2%	#DIV/0!	60.0%	25.0%	50.0%	0.0%	0.0%	33.3%	20.0%	0.0%	#DIV/0!	#DIV/0!
40-44	14.0%	#DIV/0!	0.0%	25.0%	16.7%	25.0%	33.3%	0.0%	20.0%	0.0%	#DIV/0!	#DIV/0!
45-49	16.3%	#DIV/0!	10.0%	12.5%	0.0%	50.0%	0.0%	33.3%	20.0%	25.0%	#DIV/0!	#DIV/0!
50-54	9.3%	#DIV/0!	10.0%	25.0%	0.0%	0.0%	33.3%	0.0%	0.0%	0.0%	#DIV/0!	#DIV/0!
55-59	11.6%	#DIV/0!	0.0%	0.0%	0.0%	25.0%	33.3%	0.0%	20.0%	50.0%	#DIV/0!	#DIV/0!
60-64	2.3%	#DIV/0!	0.0%	0.0%	0.0%	0.0%	0.0%	0.0%	20.0%	0.0%	#DIV/0!	#DIV/0!
65-69	2.3%	#DIV/0!	0.0%	0.0%	0.0%	0.0%	0.0%	0.0%	0.0%	25.0%	#DIV/0!	#DIV/0!
70-74	0.0%	#DIV/0!	0.0%	0.0%	0.0%	0.0%	0.0%	0.0%	0.0%	0.0%	#DIV/0!	#DIV/0!
>=75	0.0%	#DIV/0!	0.0%	0.0%	0.0%	0.0%	0.0%	0.0%	0.0%	0.0%	#DIV/0!	#DIV/0!
Total # of vehicle	43	0	10	8	6	4	3	3	5	4	0	0
Average speed	43.6	#DIV/0!	38.1	42.0	36.3	48.0	51.0	40.7	49.0	56.6	#DIV/0!	#DIV/0!
St. Dev.	9.4	#DIV/0!	6.6	8.8	3.3	6.8	7.4	7.8	10.3	7.6	#DIV/0!	#DIV/0!
85th percentile	54.8	#NUM!	43.6	50.5	38.6	52.8	55.6	46.0	57.9	62.0	#NUM!	#NUM!
Min	25.4	0.0	28.8	25.4	32.3	41.4	42.6	34.6	35.7	48.3	0.0	0.0
Max	66.6	0.0	51.7	51.7	40.3	57.5	56.3	49.4	62.0	66.6	0.0	0.0
Range	41.2	0.0	22.9	26.3	8.0	16.0	13.7	14.9	26.3	18.3	0.0	0.0

Day 4 2<sup>nd</sup> WZ

Vehicle Speed (all vehicles)	Hour											
	Total	20:00-21:00	21:00-22:00	22:00-23:00	23:00-00:00	00:00-01:00	01:00-02:00	02:00-03:00	03:00-04:00	04:00-05:00	05:00-06:00	06:00-07:00
MPH												
< 10	0.0%	#DIV/0!	0.0%	0.0%	0.0%	0.0%	0.0%	0.0%	0.0%	0.0%	#DIV/0!	#DIV/0!
10-14	0.3%	#DIV/0!	0.0%	0.0%	0.0%	1.2%	0.8%	0.0%	1.8%	0.0%	#DIV/0!	#DIV/0!
15-19	0.6%	#DIV/0!	0.0%	0.3%	0.4%	0.0%	1.6%	1.9%	3.5%	0.6%	#DIV/0!	#DIV/0!
20-24	1.9%	#DIV/0!	0.2%	0.0%	0.4%	4.2%	6.3%	5.7%	7.0%	1.8%	#DIV/0!	#DIV/0!
25-29	5.5%	#DIV/0!	3.6%	2.7%	2.7%	10.7%	6.3%	13.2%	12.3%	5.8%	#DIV/0!	#DIV/0!
30-34	18.2%	#DIV/0!	17.4%	12.8%	18.3%	13.7%	31.3%	15.1%	31.6%	19.3%	#DIV/0!	#DIV/0!
35-39	26.3%	#DIV/0!	27.7%	26.9%	26.5%	33.3%	24.2%	21.7%	28.1%	17.5%	#DIV/0!	#DIV/0!
40-44	22.0%	#DIV/0!	24.8%	24.7%	26.5%	20.8%	16.4%	21.7%	4.4%	18.7%	#DIV/0!	#DIV/0!
45-49	14.6%	#DIV/0!	14.7%	19.3%	14.4%	10.7%	11.7%	11.3%	4.4%	19.3%	#DIV/0!	#DIV/0!
50-54	6.9%	#DIV/0!	7.7%	7.6%	7.4%	4.2%	1.6%	6.6%	5.3%	9.9%	#DIV/0!	#DIV/0!
55-59	2.9%	#DIV/0!	3.2%	5.2%	2.7%	0.6%	0.0%	1.9%	1.8%	2.9%	#DIV/0!	#DIV/0!
60-64	0.8%	#DIV/0!	0.6%	0.5%	0.8%	0.6%	0.0%	0.9%	0.0%	3.5%	#DIV/0!	#DIV/0!
65-69	0.1%	#DIV/0!	0.0%	0.0%	0.0%	0.0%	0.0%	0.0%	0.0%	0.6%	#DIV/0!	#DIV/0!
70-74	0.0%	#DIV/0!	0.0%	0.0%	0.0%	0.0%	0.0%	0.0%	0.0%	0.0%	#DIV/0!	#DIV/0!
>=75	0.0%	#DIV/0!	0.0%	0.0%	0.0%	0.0%	0.0%	0.0%	0.0%	0.0%	#DIV/0!	#DIV/0!
Total # of vehicles	1807	0	495	368	257	168	128	106	114	171	0	0
Average speed	40.0	#DIV/0!	41.1	42.0	40.8	37.9	36.2	38.2	34.5	41.4	#DIV/0!	#DIV/0!
St. Dev.	7.9	#DIV/0!	7.0	7.2	7.0	7.7	7.5	8.9	8.7	9.0	#DIV/0!	#DIV/0!
85th percentile	48.1	#NUM!	48.7	48.8	47.3	45.1	44.4	46.6	40.7	50.3	#NUM!	#NUM!
Min	11.7	0.0	23.6	19.8	18.3	12.4	13.1	17.6	11.7	15.4	0.0	0.0
Max	65.2	0.0	63.7	64.4	62.2	61.5	54.0	61.5	60.0	65.2	0.0	0.0
Range	53.5	0.0	40.1	44.6	43.9	49.1	40.9	43.9	48.3	49.8	0.0	0.0

Vehicle Speed (0-25 FT Vehicles)	Hour											
	Total	20:00-21:00	21:00-22:00	22:00-23:00	23:00-00:00	00:00-01:00	01:00-02:00	02:00-03:00	03:00-04:00	04:00-05:00	05:00-06:00	06:00-07:00
MPH												
< 10	0.0%	#DIV/0!	0.0%	0.0%	0.0%	0.0%	0.0%	0.0%	0.0%	0.0%	#DIV/0!	#DIV/0!
10-14	0.3%	#DIV/0!	0.0%	0.0%	0.0%	1.8%	1.2%	0.0%	1.6%	0.0%	#DIV/0!	#DIV/0!
15-19	0.7%	#DIV/0!	0.0%	0.4%	0.0%	0.0%	2.4%	1.8%	4.8%	1.1%	#DIV/0!	#DIV/0!
20-24	1.1%	#DIV/0!	0.0%	0.0%	0.6%	1.8%	6.1%	5.5%	3.2%	1.1%	#DIV/0!	#DIV/0!
25-29	4.6%	#DIV/0!	3.0%	2.6%	0.6%	9.9%	7.3%	14.5%	12.7%	4.2%	#DIV/0!	#DIV/0!
30-34	18.0%	#DIV/0!	17.7%	13.2%	17.8%	13.5%	30.5%	14.5%	31.7%	20.0%	#DIV/0!	#DIV/0!
35-39	27.0%	#DIV/0!	28.3%	24.8%	26.7%	37.8%	26.8%	14.5%	30.2%	21.1%	#DIV/0!	#DIV/0!
40-44	23.5%	#DIV/0!	25.9%	26.3%	30.0%	20.7%	13.4%	27.3%	6.3%	15.8%	#DIV/0!	#DIV/0!
45-49	14.8%	#DIV/0!	15.0%	19.5%	14.4%	9.9%	9.8%	12.7%	3.2%	20.0%	#DIV/0!	#DIV/0!
50-54	6.6%	#DIV/0!	7.4%	7.1%	6.7%	3.6%	2.4%	7.3%	3.2%	11.6%	#DIV/0!	#DIV/0!
55-59	2.9%	#DIV/0!	2.5%	5.6%	2.2%	0.9%	0.0%	0.0%	3.2%	4.2%	#DIV/0!	#DIV/0!
60-64	0.5%	#DIV/0!	0.3%	0.4%	1.1%	0.0%	0.0%	1.8%	0.0%	1.1%	#DIV/0!	#DIV/0!
65-69	0.0%	#DIV/0!	0.0%	0.0%	0.0%	0.0%	0.0%	0.0%	0.0%	0.0%	#DIV/0!	#DIV/0!
70-74	0.0%	#DIV/0!	0.0%	0.0%	0.0%	0.0%	0.0%	0.0%	0.0%	0.0%	#DIV/0!	#DIV/0!
>=75	0.0%	#DIV/0!	0.0%	0.0%	0.0%	0.0%	0.0%	0.0%	0.0%	0.0%	#DIV/0!	#DIV/0!
Total # of vehicles	1219	0	367	266	180	111	82	55	63	95	0	0
Average speed	40.2	#DIV/0!	40.9	42.0	41.3	38.0	35.8	38.5	34.8	41.2	#DIV/0!	#DIV/0!
St. Dev.	7.6	#DIV/0!	6.6	7.3	6.5	7.3	7.9	8.8	8.5	8.5	#DIV/0!	#DIV/0!
85th percentile	47.3	#NUM!	47.3	48.8	47.3	44.4	44.3	46.6	40.4	50.3	#NUM!	#NUM!
Min	12.4	0.0	25.8	19.8	23.6	12.4	13.1	17.6	14.6	15.4	0.0	0.0
Max	64.4	0.0	63.7	64.4	62.2	56.3	54.0	61.5	60.0	62.2	0.0	0.0
Range	52.0	0.0	37.9	44.6	38.7	43.9	40.9	43.9	45.3	46.8	0.0	0.0



Vehicle Speed (25-50 FT Vehicles)	Hour											
	Total	20:00-21:00	21:00-22:00	22:00-23:00	23:00-00:00	00:00-01:00	01:00-02:00	02:00-03:00	03:00-04:00	04:00-05:00	05:00-06:00	06:00-07:00
MPH												
< 10	0.0%	#DIV/0!	0.0%	0.0%	0.0%	0.0%	0.0%	0.0%	0.0%	0.0%	#DIV/0!	#DIV/0!
10-14	0.3%	#DIV/0!	0.0%	0.0%	0.0%	0.0%	0.0%	0.0%	3.8%	0.0%	#DIV/0!	#DIV/0!
15-19	0.6%	#DIV/0!	0.0%	0.0%	0.0%	0.0%	0.0%	3.8%	3.8%	0.0%	#DIV/0!	#DIV/0!
20-24	2.4%	#DIV/0!	1.2%	0.0%	0.0%	8.6%	3.7%	0.0%	7.7%	2.4%	#DIV/0!	#DIV/0!
25-29	4.2%	#DIV/0!	2.5%	3.6%	2.4%	11.4%	0.0%	7.7%	0.0%	7.1%	#DIV/0!	#DIV/0!
30-34	16.7%	#DIV/0!	14.8%	7.1%	21.4%	11.4%	33.3%	15.4%	34.6%	11.9%	#DIV/0!	#DIV/0!
35-39	26.0%	#DIV/0!	24.7%	35.7%	26.2%	22.9%	25.9%	30.8%	34.6%	9.5%	#DIV/0!	#DIV/0!
40-44	21.2%	#DIV/0!	27.2%	23.2%	21.4%	20.0%	22.2%	19.2%	0.0%	21.4%	#DIV/0!	#DIV/0!
45-49	16.4%	#DIV/0!	16.0%	16.1%	11.9%	17.1%	14.8%	11.5%	7.7%	31.0%	#DIV/0!	#DIV/0!
50-54	6.6%	#DIV/0!	8.6%	7.1%	9.5%	5.7%	0.0%	7.7%	7.7%	2.4%	#DIV/0!	#DIV/0!
55-59	3.0%	#DIV/0!	2.5%	5.4%	7.1%	0.0%	0.0%	3.8%	0.0%	2.4%	#DIV/0!	#DIV/0!
60-64	2.7%	#DIV/0!	2.5%	1.8%	0.0%	2.9%	0.0%	0.0%	0.0%	11.9%	#DIV/0!	#DIV/0!
65-69	0.0%	#DIV/0!	0.0%	0.0%	0.0%	0.0%	0.0%	0.0%	0.0%	0.0%	#DIV/0!	#DIV/0!
70-74	0.0%	#DIV/0!	0.0%	0.0%	0.0%	0.0%	0.0%	0.0%	0.0%	0.0%	#DIV/0!	#DIV/0!
>=75	0.0%	#DIV/0!	0.0%	0.0%	0.0%	0.0%	0.0%	0.0%	0.0%	0.0%	#DIV/0!	#DIV/0!
Total # of vehicle	335	0	81	56	42	35	27	26	26	42	0	0
Average speed	40.7	#DIV/0!	42.1	41.9	41.2	38.8	37.9	39.6	34.5	43.5	#DIV/0!	#DIV/0!
St. Dev.	8.4	#DIV/0!	7.5	7.5	7.8	9.1	5.6	9.1	9.3	9.4	#DIV/0!	#DIV/0!
85th percentile	48.1	#NUM!	49.6	48.6	50.6	48.7	44.4	48.3	40.6	50.2	#NUM!	#NUM!
Min	11.7	0.0	23.6	25.8	29.5	22.1	24.3	17.6	11.7	22.8	0.0	0.0
Max	63.7	0.0	63.7	63.7	60.0	61.5	45.9	60.0	54.8	62.2	0.0	0.0
Range	52.0	0.0	40.1	37.9	30.5	39.4	21.6	42.4	43.1	39.4	0.0	0.0

Vehicle Speed (50-75 FT Vehicles)	Hour											
	Total	20:00-21:00	21:00-22:00	22:00-23:00	23:00-00:00	00:00-01:00	01:00-02:00	02:00-03:00	03:00-04:00	04:00-05:00	05:00-06:00	06:00-07:00
MPH												
< 10	0.0%	#DIV/0!	0.0%	0.0%	0.0%	0.0%	0.0%	0.0%	0.0%	0.0%	#DIV/0!	#DIV/0!
10-14	0.0%	#DIV/0!	0.0%	0.0%	0.0%	0.0%	0.0%	0.0%	0.0%	0.0%	#DIV/0!	#DIV/0!
15-19	0.8%	#DIV/0!	0.0%	0.0%	5.6%	0.0%	0.0%	0.0%	0.0%	0.0%	#DIV/0!	#DIV/0!
20-24	8.9%	#DIV/0!	0.0%	0.0%	0.0%	20.0%	22.2%	33.3%	20.0%	5.0%	#DIV/0!	#DIV/0!
25-29	15.4%	#DIV/0!	15.0%	4.5%	22.2%	20.0%	22.2%	0.0%	26.7%	15.0%	#DIV/0!	#DIV/0!
30-34	19.5%	#DIV/0!	10.0%	9.1%	22.2%	10.0%	33.3%	22.2%	26.7%	30.0%	#DIV/0!	#DIV/0!
35-39	16.3%	#DIV/0!	15.0%	22.7%	11.1%	40.0%	0.0%	0.0%	13.3%	20.0%	#DIV/0!	#DIV/0!
40-44	13.8%	#DIV/0!	10.0%	18.2%	16.7%	10.0%	0.0%	22.2%	6.7%	20.0%	#DIV/0!	#DIV/0!
45-49	13.0%	#DIV/0!	20.0%	22.7%	16.7%	0.0%	22.2%	22.2%	0.0%	0.0%	#DIV/0!	#DIV/0!
50-54	8.1%	#DIV/0!	10.0%	18.2%	5.6%	0.0%	0.0%	0.0%	6.7%	10.0%	#DIV/0!	#DIV/0!
55-59	4.1%	#DIV/0!	20.0%	4.5%	0.0%	0.0%	0.0%	0.0%	0.0%	0.0%	#DIV/0!	#DIV/0!
60-64	0.0%	#DIV/0!	0.0%	0.0%	0.0%	0.0%	0.0%	0.0%	0.0%	0.0%	#DIV/0!	#DIV/0!
65-69	0.0%	#DIV/0!	0.0%	0.0%	0.0%	0.0%	0.0%	0.0%	0.0%	0.0%	#DIV/0!	#DIV/0!
70-74	0.0%	#DIV/0!	0.0%	0.0%	0.0%	0.0%	0.0%	0.0%	0.0%	0.0%	#DIV/0!	#DIV/0!
>=75	0.0%	#DIV/0!	0.0%	0.0%	0.0%	0.0%	0.0%	0.0%	0.0%	0.0%	#DIV/0!	#DIV/0!
Total # of vehicle	123	0	20	22	18	10	9	9	15	20	0	0
Average speed	37.5	#DIV/0!	44.1	43.5	36.2	31.8	32.5	34.5	32.2	36.0	#DIV/0!	#DIV/0!
St. Dev.	9.6	#DIV/0!	10.2	7.2	9.0	6.4	9.0	9.8	8.3	8.2	#DIV/0!	#DIV/0!
85th percentile	48.6	#NUM!	56.5	51.7	45.8	36.9	43.0	44.7	38.9	42.4	#NUM!	#NUM!
Min	18.3	0.0	28.0	29.5	18.3	23.6	20.6	22.1	22.8	22.8	0.0	0.0
Max	58.5	0.0	58.5	56.3	50.3	41.4	46.6	45.9	54.0	54.0	0.0	0.0
Range	40.1	0.0	30.5	26.8	32.0	17.8	26.0	23.8	31.2	31.2	0.0	0.0

Vehicle Speed (+75 FT Vehicles)	Hour											
	Total	20:00-21:00	21:00-22:00	22:00-23:00	23:00-00:00	00:00-01:00	01:00-02:00	02:00-03:00	03:00-04:00	04:00-05:00	05:00-06:00	06:00-07:00
MPH												
< 10	0.0%	#DIV/0!	0.0%	0.0%	0.0%	0.0%	0.0%	0.0%	0.0%	0.0%	#DIV/0!	#DIV/0!
10-14	0.0%	#DIV/0!	0.0%	0.0%	0.0%	0.0%	0.0%	0.0%	0.0%	0.0%	#DIV/0!	#DIV/0!
15-19	0.0%	#DIV/0!	0.0%	0.0%	0.0%	0.0%	0.0%	0.0%	0.0%	0.0%	#DIV/0!	#DIV/0!
20-24	0.8%	#DIV/0!	0.0%	0.0%	0.0%	0.0%	0.0%	0.0%	10.0%	0.0%	#DIV/0!	#DIV/0!
25-29	7.7%	#DIV/0!	7.4%	0.0%	5.9%	8.3%	0.0%	25.0%	20.0%	0.0%	#DIV/0!	#DIV/0!
30-34	22.3%	#DIV/0!	25.9%	25.0%	11.8%	25.0%	30.0%	12.5%	30.0%	21.4%	#DIV/0!	#DIV/0!
35-39	30.8%	#DIV/0!	37.0%	33.3%	41.2%	16.7%	20.0%	43.8%	20.0%	14.3%	#DIV/0!	#DIV/0!
40-44	17.7%	#DIV/0!	14.8%	16.7%	11.8%	33.3%	40.0%	6.3%	0.0%	28.6%	#DIV/0!	#DIV/0!
45-49	10.0%	#DIV/0!	3.7%	20.8%	17.6%	8.3%	10.0%	0.0%	10.0%	7.1%	#DIV/0!	#DIV/0!
50-54	8.5%	#DIV/0!	7.4%	4.2%	11.8%	8.3%	0.0%	6.3%	10.0%	21.4%	#DIV/0!	#DIV/0!
55-59	1.5%	#DIV/0!	3.7%	0.0%	0.0%	0.0%	0.0%	6.3%	0.0%	0.0%	#DIV/0!	#DIV/0!
60-64	0.0%	#DIV/0!	0.0%	0.0%	0.0%	0.0%	0.0%	0.0%	0.0%	0.0%	#DIV/0!	#DIV/0!
65-69	0.8%	#DIV/0!	0.0%	0.0%	0.0%	0.0%	0.0%	0.0%	0.0%	7.1%	#DIV/0!	#DIV/0!
70-74	0.0%	#DIV/0!	0.0%	0.0%	0.0%	0.0%	0.0%	0.0%	0.0%	0.0%	#DIV/0!	#DIV/0!
>=75	0.0%	#DIV/0!	0.0%	0.0%	0.0%	0.0%	0.0%	0.0%	0.0%	0.0%	#DIV/0!	#DIV/0!
Total # of vehicle	130	0	27	24	17	12	10	16	10	14	0	0
Average speed	39.2	#DIV/0!	38.3	40.2	40.4	39.7	38.5	36.5	35.4	43.7	#DIV/0!	#DIV/0!
St. Dev.	7.4	#DIV/0!	6.7	6.1	6.7	6.6	5.3	8.2	9.5	9.7	#DIV/0!	#DIV/0!
85th percentile	47.3	#NUM!	43.8	47.0	45.9	45.7	42.6	41.4	45.1	53.3	#NUM!	#NUM!
Min	24.3	0.0	27.3	31.0	29.5	29.5	31.7	25.0	24.3	32.5	0.0	0.0
Max	65.2	0.0	56.3	54.0	53.3	50.3	47.3	56.3	54.0	65.2	0.0	0.0
Range	40.9	0.0	29.0	23.0	23.8	20.8	15.6	31.2	29.7	32.7	0.0	0.0

Day 4 3<sup>rd</sup> WZ

Vehicle Speed (all vehicles)	Hour											
	Total	20:00-21:00	21:00-22:00	22:00-23:00	23:00-00:00	00:00-01:00	01:00-02:00	02:00-03:00	03:00-04:00	04:00-05:00	05:00-06:00	06:00-07:00
MPH												
< 10	0.0%	#DIV/0!	0.0%	0.0%	0.0%	0.0%	0.0%	0.0%	0.0%	0.0%	#DIV/0!	#DIV/0!
10-14	0.0%	#DIV/0!	0.0%	0.0%	0.0%	0.0%	0.0%	0.0%	0.0%	0.0%	#DIV/0!	#DIV/0!
15-19	0.1%	#DIV/0!	0.0%	0.0%	0.0%	0.0%	0.8%	0.0%	0.0%	0.0%	#DIV/0!	#DIV/0!
20-24	0.1%	#DIV/0!	0.0%	0.0%	0.0%	0.0%	0.0%	0.0%	0.0%	0.7%	#DIV/0!	#DIV/0!
25-29	0.2%	#DIV/0!	0.6%	0.0%	0.0%	0.0%	0.0%	0.0%	0.0%	0.7%	#DIV/0!	#DIV/0!
30-34	0.6%	#DIV/0!	0.8%	0.0%	0.4%	0.0%	0.0%	0.9%	1.4%	1.3%	#DIV/0!	#DIV/0!
35-39	4.8%	#DIV/0!	4.1%	4.2%	4.3%	5.6%	5.9%	1.7%	5.7%	9.2%	#DIV/0!	#DIV/0!
40-44	13.7%	#DIV/0!	16.8%	10.0%	10.9%	12.4%	10.9%	20.0%	20.0%	10.5%	#DIV/0!	#DIV/0!
45-49	18.4%	#DIV/0!	20.1%	18.6%	18.0%	16.9%	18.5%	15.7%	20.0%	15.8%	#DIV/0!	#DIV/0!
50-54	29.2%	#DIV/0!	27.0%	36.3%	31.6%	30.9%	21.0%	28.7%	24.3%	25.0%	#DIV/0!	#DIV/0!
55-59	18.6%	#DIV/0!	19.7%	18.3%	19.5%	19.7%	17.6%	14.8%	10.7%	23.7%	#DIV/0!	#DIV/0!
60-64	9.5%	#DIV/0!	8.5%	8.3%	10.9%	10.7%	12.6%	8.7%	10.0%	9.2%	#DIV/0!	#DIV/0!
65-69	2.3%	#DIV/0!	1.8%	2.2%	1.2%	2.8%	4.2%	4.3%	2.1%	2.0%	#DIV/0!	#DIV/0!
70-74	1.0%	#DIV/0!	0.2%	0.6%	1.6%	0.6%	3.4%	2.6%	0.7%	1.3%	#DIV/0!	#DIV/0!
>=75	1.7%	#DIV/0!	0.4%	1.7%	1.6%	0.6%	5.0%	2.6%	4.3%	1.3%	#DIV/0!	#DIV/0!
Total # of vehicles	1814	0	493	361	256	178	119	115	140	152	0	0
Average speed	52.0	#DIV/0!	51.0	52.3	52.6	52.0	54.0	52.7	51.5	51.8	#DIV/0!	#DIV/0!
St. Dev.	8.3	#DIV/0!	7.3	7.5	7.7	7.6	10.7	9.2	10.7	9.3	#DIV/0!	#DIV/0!
85th percentile	59.2	#NUM!	57.9	58.1	59.2	59.2	63.1	60.5	60.5	59.2	#NUM!	#NUM!
Min	16.3	0.0	25.4	35.8	34.5	35.8	16.3	33.2	24.1	26.7	0.0	0.0
Max	98.2	0.0	89.1	93.0	90.4	89.1	98.2	89.1	95.6	94.3	0.0	0.0
Range	81.9	0.0	63.7	57.2	55.9	53.3	81.9	55.9	71.5	67.6	0.0	0.0

Vehicle Speed (0-25 FT Vehicles)	Hour											
	Total	20:00-21:00	21:00-22:00	22:00-23:00	23:00-00:00	00:00-01:00	01:00-02:00	02:00-03:00	03:00-04:00	04:00-05:00	05:00-06:00	06:00-07:00
MPH												
< 10	0.0%	#DIV/0!	0.0%	0.0%	0.0%	0.0%	0.0%	0.0%	0.0%	0.0%	#DIV/0!	#DIV/0!
10-14	0.0%	#DIV/0!	0.0%	0.0%	0.0%	0.0%	0.0%	0.0%	0.0%	0.0%	#DIV/0!	#DIV/0!
15-19	0.1%	#DIV/0!	0.0%	0.0%	0.0%	0.0%	1.4%	0.0%	0.0%	0.0%	#DIV/0!	#DIV/0!
20-24	0.1%	#DIV/0!	0.0%	0.0%	0.0%	0.0%	0.0%	0.0%	1.4%	0.0%	#DIV/0!	#DIV/0!
25-29	0.2%	#DIV/0!	0.5%	0.0%	0.0%	0.0%	0.0%	0.0%	0.0%	0.0%	#DIV/0!	#DIV/0!
30-34	0.4%	#DIV/0!	0.5%	0.0%	0.6%	0.0%	0.0%	1.5%	1.4%	0.0%	#DIV/0!	#DIV/0!
35-39	4.1%	#DIV/0!	3.9%	3.4%	3.9%	5.0%	4.3%	3.0%	4.2%	6.5%	#DIV/0!	#DIV/0!
40-44	11.9%	#DIV/0!	15.8%	9.0%	9.4%	6.6%	7.1%	19.4%	15.5%	10.8%	#DIV/0!	#DIV/0!
45-49	17.0%	#DIV/0!	18.6%	16.9%	18.2%	15.7%	14.3%	13.4%	18.3%	14.0%	#DIV/0!	#DIV/0!
50-54	30.2%	#DIV/0!	29.2%	37.5%	28.7%	29.8%	21.4%	26.9%	28.2%	26.9%	#DIV/0!	#DIV/0!
55-59	19.6%	#DIV/0!	19.1%	18.4%	22.1%	24.8%	20.0%	14.9%	12.7%	22.6%	#DIV/0!	#DIV/0!
60-64	11.2%	#DIV/0!	9.8%	10.1%	12.2%	14.0%	18.6%	9.0%	9.9%	11.8%	#DIV/0!	#DIV/0!
65-69	2.7%	#DIV/0!	2.1%	2.6%	1.1%	2.5%	5.7%	6.0%	4.2%	3.2%	#DIV/0!	#DIV/0!
70-74	1.2%	#DIV/0!	0.0%	0.7%	2.2%	0.8%	4.3%	4.5%	0.0%	2.2%	#DIV/0!	#DIV/0!
>=75	1.4%	#DIV/0!	0.5%	1.5%	1.7%	0.8%	2.9%	1.5%	4.2%	2.2%	#DIV/0!	#DIV/0!
Total # of vehicles	1257	0	387	267	181	121	70	67	71	93	0	0
Average speed	52.6	#DIV/0!	51.4	52.8	53.0	53.5	54.9	53.0	52.1	53.5	#DIV/0!	#DIV/0!
St. Dev.	8.1	#DIV/0!	7.3	7.4	7.7	7.6	9.7	9.8	10.3	9.7	#DIV/0!	#DIV/0!
85th percentile	60.5	#NUM!	59.2	59.2	60.5	60.5	63.1	61.9	60.5	60.7	#NUM!	#NUM!
Min	16.3	0.0	26.7	35.8	34.5	35.8	16.3	33.2	24.1	37.1	0.0	0.0
Max	94.3	0.0	89.1	93.0	78.7	89.1	80.0	89.1	89.1	94.3	0.0	0.0
Range	78.0	0.0	62.4	57.2	44.2	53.3	63.7	55.9	65.0	57.2	0.0	0.0

Vehicle Speed (25-50 FT Vehicles)	Hour											
	Total	20:00-21:00	21:00-22:00	22:00-23:00	23:00-00:00	00:00-01:00	01:00-02:00	02:00-03:00	03:00-04:00	04:00-05:00	05:00-06:00	06:00-07:00
MPH												
< 10	0.0%	#DIV/0!	0.0%	0.0%	0.0%	0.0%	0.0%	0.0%	0.0%	0.0%	#DIV/0!	#DIV/0!
10-14	0.0%	#DIV/0!	0.0%	0.0%	0.0%	0.0%	0.0%	0.0%	0.0%	0.0%	#DIV/0!	#DIV/0!
15-19	0.0%	#DIV/0!	0.0%	0.0%	0.0%	0.0%	0.0%	0.0%	0.0%	0.0%	#DIV/0!	#DIV/0!
20-24	0.0%	#DIV/0!	0.0%	0.0%	0.0%	0.0%	0.0%	0.0%	0.0%	0.0%	#DIV/0!	#DIV/0!
25-29	0.6%	#DIV/0!	1.4%	0.0%	0.0%	0.0%	0.0%	0.0%	0.0%	2.6%	#DIV/0!	#DIV/0!
30-34	0.9%	#DIV/0!	1.4%	0.0%	0.0%	0.0%	0.0%	0.0%	2.5%	2.6%	#DIV/0!	#DIV/0!
35-39	8.1%	#DIV/0!	5.6%	6.0%	7.9%	5.1%	9.1%	0.0%	10.0%	21.1%	#DIV/0!	#DIV/0!
40-44	18.4%	#DIV/0!	18.1%	16.0%	21.1%	23.1%	22.7%	13.6%	22.5%	10.5%	#DIV/0!	#DIV/0!
45-49	23.4%	#DIV/0!	25.0%	24.0%	26.3%	17.9%	31.8%	27.3%	22.5%	15.8%	#DIV/0!	#DIV/0!
50-54	25.5%	#DIV/0!	18.1%	36.0%	28.9%	35.9%	22.7%	27.3%	15.0%	23.7%	#DIV/0!	#DIV/0!
55-59	14.6%	#DIV/0!	23.6%	12.0%	10.5%	17.7%	4.5%	18.2%	10.0%	21.1%	#DIV/0!	#DIV/0!
60-64	5.6%	#DIV/0!	4.2%	2.0%	5.3%	5.1%	4.5%	13.6%	12.5%	2.6%	#DIV/0!	#DIV/0!
65-69	1.2%	#DIV/0!	1.4%	2.0%	0.0%	5.1%	0.0%	0.0%	0.0%	0.0%	#DIV/0!	#DIV/0!
70-74	0.3%	#DIV/0!	1.4%	0.0%	0.0%	0.0%	0.0%	0.0%	0.0%	0.0%	#DIV/0!	#DIV/0!
>=75	1.2%	#DIV/0!	0.0%	2.0%	0.0%	0.0%	4.5%	0.0%	5.0%	0.0%	#DIV/0!	#DIV/0!
Total # of vehicle	321	0	72	50	38	39	22	22	40	38	0	0
Average speed	49.8	#DIV/0!	50.0	50.4	49.3	49.8	49.8	51.6	50.5	47.7	#DIV/0!	#DIV/0!
St. Dev.	8.1	#DIV/0!	7.8	7.8	6.0	7.2	8.9	5.4	11.4	8.2	#DIV/0!	#DIV/0!
85th percentile	56.6	#NUM!	57.9	55.3	54.5	56.6	54.0	57.9	60.5	57.1	#NUM!	#NUM!
Min	25.4	0.0	25.4	37.1	39.7	37.1	35.8	43.6	33.2	26.7	0.0	0.0
Max	95.6	0.0	72.2	86.5	63.1	69.6	78.7	60.5	95.6	60.5	0.0	0.0
Range	70.2	0.0	46.8	49.4	23.4	32.5	42.9	16.9	62.4	33.8	0.0	0.0

Vehicle Speed (50-75 FT Vehicles)	Hour											
	Total	20:00-21:00	21:00-22:00	22:00-23:00	23:00-00:00	00:00-01:00	01:00-02:00	02:00-03:00	03:00-04:00	04:00-05:00	05:00-06:00	06:00-07:00
MPH												
< 10	0.0%	#DIV/0!	0.0%	0.0%	0.0%	0.0%	0.0%	0.0%	0.0%	0.0%	#DIV/0!	#DIV/0!
10-14	0.0%	#DIV/0!	0.0%	0.0%	0.0%	0.0%	0.0%	0.0%	0.0%	0.0%	#DIV/0!	#DIV/0!
15-19	0.0%	#DIV/0!	0.0%	0.0%	0.0%	0.0%	0.0%	0.0%	0.0%	0.0%	#DIV/0!	#DIV/0!
20-24	0.0%	#DIV/0!	0.0%	0.0%	0.0%	0.0%	0.0%	0.0%	0.0%	0.0%	#DIV/0!	#DIV/0!
25-29	0.0%	#DIV/0!	0.0%	0.0%	0.0%	0.0%	0.0%	0.0%	0.0%	0.0%	#DIV/0!	#DIV/0!
30-34	1.0%	#DIV/0!	3.6%	0.0%	0.0%	0.0%	0.0%	0.0%	0.0%	5.3%	#DIV/0!	#DIV/0!
35-39	4.3%	#DIV/0!	3.6%	5.1%	3.0%	11.1%	8.0%	0.0%	4.0%	0.0%	#DIV/0!	#DIV/0!
40-44	16.8%	#DIV/0!	25.0%	7.7%	6.1%	27.8%	12.0%	28.6%	28.0%	10.5%	#DIV/0!	#DIV/0!
45-49	19.2%	#DIV/0!	25.0%	23.1%	9.1%	22.2%	20.0%	14.3%	20.0%	21.1%	#DIV/0!	#DIV/0!
50-54	30.3%	#DIV/0!	17.9%	33.3%	48.5%	27.8%	20.0%	42.9%	24.0%	21.1%	#DIV/0!	#DIV/0!
55-59	19.2%	#DIV/0!	21.4%	25.6%	18.2%	11.1%	24.0%	9.5%	8.0%	31.6%	#DIV/0!	#DIV/0!
60-64	6.3%	#DIV/0!	3.6%	5.1%	12.1%	0.0%	4.0%	4.8%	8.0%	10.5%	#DIV/0!	#DIV/0!
65-69	1.0%	#DIV/0!	0.0%	0.0%	3.0%	0.0%	4.0%	0.0%	0.0%	0.0%	#DIV/0!	#DIV/0!
70-74	1.0%	#DIV/0!	0.0%	0.0%	0.0%	0.0%	4.0%	0.0%	4.0%	0.0%	#DIV/0!	#DIV/0!
>=75	1.0%	#DIV/0!	0.0%	0.0%	0.0%	0.0%	4.0%	0.0%	4.0%	0.0%	#DIV/0!	#DIV/0!
Total # of vehicle	208	0	28	39	33	18	25	21	25	19	0	0
Average speed	51.0	#DIV/0!	48.9	51.0	53.7	47.3	52.2	49.7	51.9	51.7	#DIV/0!	#DIV/0!
St. Dev.	7.3	#DIV/0!	6.3	5.6	5.8	5.1	8.9	5.0	11.6	7.8	#DIV/0!	#DIV/0!
85th percentile	57.9	#NUM!	56.5	55.7	59.4	52.5	58.6	52.7	57.3	59.2	#NUM!	#NUM!
Min	34.5	0.0	34.5	38.4	39.7	38.4	39.7	41.0	39.7	34.5	0.0	0.0
Max	94.3	0.0	60.5	64.4	67.0	55.3	74.8	61.8	94.3	64.4	0.0	0.0
Range	59.8	0.0	26.0	26.0	27.3	16.9	35.1	20.8	54.6	29.9	0.0	0.0

Vehicle Speed (+75 FT Vehicles)	Hour											
	Total	20:00-21:00	21:00-22:00	22:00-23:00	23:00-00:00	00:00-01:00	01:00-02:00	02:00-03:00	03:00-04:00	04:00-05:00	05:00-06:00	06:00-07:00
MPH												
< 10	0.0%	#DIV/0!	0.0%	0.0%	0.0%	#DIV/0!	0.0%	0.0%	0.0%	0.0%	#DIV/0!	#DIV/0!
10-14	0.0%	#DIV/0!	0.0%	0.0%	0.0%	#DIV/0!	0.0%	0.0%	0.0%	0.0%	#DIV/0!	#DIV/0!
15-19	0.0%	#DIV/0!	0.0%	0.0%	0.0%	#DIV/0!	0.0%	0.0%	0.0%	0.0%	#DIV/0!	#DIV/0!
20-24	0.0%	#DIV/0!	0.0%	0.0%	0.0%	#DIV/0!	0.0%	0.0%	0.0%	0.0%	#DIV/0!	#DIV/0!
25-29	0.0%	#DIV/0!	0.0%	0.0%	0.0%	#DIV/0!	0.0%	0.0%	0.0%	0.0%	#DIV/0!	#DIV/0!
30-34	0.0%	#DIV/0!	0.0%	0.0%	0.0%	#DIV/0!	0.0%	0.0%	0.0%	0.0%	#DIV/0!	#DIV/0!
35-39	3.6%	#DIV/0!	0.0%	20.0%	0.0%	#DIV/0!	0.0%	0.0%	0.0%	0.0%	#DIV/0!	#DIV/0!
40-44	21.4%	#DIV/0!	33.3%	20.0%	25.0%	#DIV/0!	0.0%	20.0%	25.0%	0.0%	#DIV/0!	#DIV/0!
45-49	17.9%	#DIV/0!	33.3%	20.0%	0.0%	#DIV/0!	0.0%	0.0%	25.0%	50.0%	#DIV/0!	#DIV/0!
50-54	21.4%	#DIV/0!	33.3%	0.0%	50.0%	#DIV/0!	0.0%	0.0%	50.0%	0.0%	#DIV/0!	#DIV/0!
55-59	10.7%	#DIV/0!	0.0%	20.0%	0.0%	#DIV/0!	0.0%	20.0%	0.0%	50.0%	#DIV/0!	#DIV/0!
60-64	0.0%	#DIV/0!	0.0%	0.0%	0.0%	#DIV/0!	0.0%	0.0%	0.0%	0.0%	#DIV/0!	#DIV/0!
65-69	3.6%	#DIV/0!	0.0%	0.0%	0.0%	#DIV/0!	0.0%	20.0%	0.0%	0.0%	#DIV/0!	#DIV/0!
70-74	0.0%	#DIV/0!	0.0%	0.0%	0.0%	#DIV/0!	0.0%	0.0%	0.0%	0.0%	#DIV/0!	#DIV/0!
>=75	21.4%	#DIV/0!	0.0%	20.0%	25.0%	#DIV/0!	100.0%	40.0%	0.0%	0.0%	#DIV/0!	#DIV/0!
Total # of vehicle	28	0	6	5	4	0	2	5	4	2	0	0
Average speed	57.4	#DIV/0!	47.7	53.4	59.2	#DIV/0!	91.7	66.7	48.4	53.3	#DIV/0!	#DIV/0!
St. Dev.	16.7	#DIV/0!	3.0	17.3	21.2	#DIV/0!	9.2	15.9	3.6	6.4	#DIV/0!	#DIV/0!
85th percentile	81.2	#NUM!	50.4	66.4	73.4	#NUM!	96.2	81.0	51.5	56.5	#NUM!	#NUM!
Min	35.8	0.0	43.6	35.8	43.6	0.0	85.2	44.9	44.9	48.8	0.0	0.0
Max	98.2	0.0	51.4	81.3	90.4	0.0	98.2	82.6	52.7	57.9	0.0	0.0
Range	62.4	0.0	7.8	45.5	46.8	0.0	13.0	37.7	7.8	9.1	0.0	0.0

Day 5 Before RWA

Vehicle Speed (all vehicles)	Hour											
	Total	20:00-21:00	21:00-22:00	22:00-23:00	23:00-00:00	00:00-01:00	01:00-02:00	02:00-03:00	03:00-04:00	04:00-05:00	05:00-06:00	06:00-07:00
MPH												
< 10	0.0%	#DIV/0!	0.0%	0.0%	0.0%	0.0%	0.0%	0.0%	0.0%	0.0%	#DIV/0!	#DIV/0!
10-14	0.0%	#DIV/0!	0.0%	0.0%	0.0%	0.0%	0.0%	0.0%	0.0%	0.0%	#DIV/0!	#DIV/0!
15-19	0.1%	#DIV/0!	0.3%	0.0%	0.0%	0.0%	0.0%	0.0%	0.0%	0.0%	#DIV/0!	#DIV/0!
20-24	0.1%	#DIV/0!	0.3%	0.0%	0.0%	0.0%	0.0%	0.0%	0.0%	0.0%	#DIV/0!	#DIV/0!
25-29	0.5%	#DIV/0!	0.0%	0.8%	0.7%	0.0%	1.0%	0.0%	0.9%	0.8%	#DIV/0!	#DIV/0!
30-34	1.2%	#DIV/0!	0.8%	0.8%	0.7%	0.7%	2.1%	1.2%	1.8%	3.1%	#DIV/0!	#DIV/0!
35-39	3.0%	#DIV/0!	0.8%	2.8%	4.1%	4.4%	9.4%	4.7%	1.8%	1.6%	#DIV/0!	#DIV/0!
40-44	7.1%	#DIV/0!	5.3%	8.4%	4.8%	8.1%	3.1%	9.4%	9.0%	11.0%	#DIV/0!	#DIV/0!
45-49	9.0%	#DIV/0!	6.4%	6.0%	9.7%	13.2%	11.5%	5.9%	17.1%	10.2%	#DIV/0!	#DIV/0!
50-54	10.9%	#DIV/0!	10.6%	11.2%	9.7%	12.5%	12.5%	9.4%	11.7%	10.2%	#DIV/0!	#DIV/0!
55-59	17.0%	#DIV/0!	14.5%	16.4%	17.2%	14.7%	18.8%	18.8%	20.7%	21.3%	#DIV/0!	#DIV/0!
60-64	16.6%	#DIV/0!	18.2%	18.8%	18.6%	16.2%	12.5%	16.5%	11.7%	13.4%	#DIV/0!	#DIV/0!
65-69	14.0%	#DIV/0!	18.7%	12.0%	15.9%	12.5%	10.4%	14.1%	8.1%	11.8%	#DIV/0!	#DIV/0!
70-74	10.2%	#DIV/0!	13.4%	10.0%	10.3%	8.8%	6.3%	12.9%	6.3%	7.9%	#DIV/0!	#DIV/0!
>=75	10.3%	#DIV/0!	10.6%	12.8%	8.3%	8.8%	12.5%	7.1%	10.8%	8.7%	#DIV/0!	#DIV/0!
Total # of vehicles	1308	0	358	250	145	136	96	85	111	127	0	0
Average speed	59.8	#DIV/0!	61.9	60.3	60.0	58.6	58.2	59.2	57.1	58.0	#DIV/0!	#DIV/0!
St. Dev.	12.2	#DIV/0!	11.4	12.3	11.4	12.1	14.0	12.2	11.8	12.8	#DIV/0!	#DIV/0!
85th percentile	71.3	#NUM!	71.3	72.3	72.2	70.3	72.4	70.8	69.8	70.1	#NUM!	#NUM!
Min	19.7	0.0	19.7	26.5	28.8	33.4	28.8	33.4	27.7	25.4	0.0	0.0
Max	98.4	0.0	98.4	97.5	93.0	94.7	96.4	92.8	86.2	91.8	0.0	0.0
Range	78.7	0.0	78.7	71.0	64.1	61.3	67.6	59.4	58.5	66.4	0.0	0.0

Vehicle Speed (0-25 FT Vehicles)	Hour											
	Total	20:00-21:00	21:00-22:00	22:00-23:00	23:00-00:00	00:00-01:00	01:00-02:00	02:00-03:00	03:00-04:00	04:00-05:00	05:00-06:00	06:00-07:00
MPH												
< 10	0.0%	#DIV/0!	0.0%	0.0%	0.0%	0.0%	0.0%	0.0%	0.0%	0.0%	#DIV/0!	#DIV/0!
10-14	0.0%	#DIV/0!	0.0%	0.0%	0.0%	0.0%	0.0%	0.0%	0.0%	0.0%	#DIV/0!	#DIV/0!
15-19	0.1%	#DIV/0!	0.3%	0.0%	0.0%	0.0%	0.0%	0.0%	0.0%	0.0%	#DIV/0!	#DIV/0!
20-24	0.1%	#DIV/0!	0.3%	0.0%	0.0%	0.0%	0.0%	0.0%	0.0%	0.0%	#DIV/0!	#DIV/0!
25-29	0.1%	#DIV/0!	0.0%	0.5%	0.0%	0.0%	0.0%	0.0%	0.0%	0.0%	#DIV/0!	#DIV/0!
30-34	1.0%	#DIV/0!	0.7%	1.0%	0.9%	1.0%	3.1%	0.0%	1.5%	1.2%	#DIV/0!	#DIV/0!
35-39	1.8%	#DIV/0!	0.7%	1.6%	0.9%	1.9%	7.7%	3.4%	1.5%	2.4%	#DIV/0!	#DIV/0!
40-44	4.0%	#DIV/0!	2.6%	4.2%	1.8%	3.9%	3.1%	5.2%	7.6%	9.4%	#DIV/0!	#DIV/0!
45-49	6.3%	#DIV/0!	4.3%	4.2%	7.9%	7.8%	6.2%	5.2%	16.7%	7.1%	#DIV/0!	#DIV/0!
50-54	8.7%	#DIV/0!	8.5%	9.4%	8.8%	12.6%	9.2%	6.9%	7.6%	4.7%	#DIV/0!	#DIV/0!
55-59	16.6%	#DIV/0!	14.1%	17.2%	17.5%	17.5%	15.4%	15.5%	19.7%	21.2%	#DIV/0!	#DIV/0!
60-64	19.7%	#DIV/0!	21.3%	21.9%	21.9%	19.4%	15.4%	19.0%	12.1%	16.5%	#DIV/0!	#DIV/0!
65-69	16.8%	#DIV/0!	20.3%	14.6%	18.4%	14.6%	13.8%	19.0%	9.1%	16.5%	#DIV/0!	#DIV/0!
70-74	12.2%	#DIV/0!	15.1%	11.5%	12.3%	9.7%	7.7%	17.2%	7.6%	10.6%	#DIV/0!	#DIV/0!
>=75	12.4%	#DIV/0!	11.8%	14.1%	9.6%	11.7%	18.5%	8.6%	16.7%	10.6%	#DIV/0!	#DIV/0!
Total # of vehicles	988	0	305	192	114	103	65	58	66	85	0	0
Average speed	62.2	#DIV/0!	63.5	62.5	62.4	61.4	61.4	62.3	59.5	60.9	#DIV/0!	#DIV/0!
St. Dev.	11.4	#DIV/0!	10.7	11.3	9.8	11.5	14.8	11.3	12.5	12.5	#DIV/0!	#DIV/0!
85th percentile	72.3	#NUM!	72.6	73.2	72.3	72.2	76.2	71.2	74.6	72.3	#NUM!	#NUM!
Min	19.7	0.0	19.7	26.5	33.4	33.4	32.3	35.7	32.3	33.4	0.0	0.0
Max	98.4	0.0	98.4	97.5	93.0	94.7	96.4	92.8	86.2	91.8	0.0	0.0
Range	78.7	0.0	78.7	71.0	59.5	61.3	64.1	57.1	54.0	58.4	0.0	0.0

Vehicle Speed (25-50 FT Vehicles)	Hour											
	Total	20:00-21:00	21:00-22:00	22:00-23:00	23:00-00:00	00:00-01:00	01:00-02:00	02:00-03:00	03:00-04:00	04:00-05:00	05:00-06:00	06:00-07:00
MPH												
< 10	0.0%	#DIV/0!	0.0%	0.0%	0.0%	0.0%	0.0%	0.0%	0.0%	0.0%	#DIV/0!	#DIV/0!
10-14	0.0%	#DIV/0!	0.0%	0.0%	0.0%	0.0%	0.0%	0.0%	0.0%	0.0%	#DIV/0!	#DIV/0!
15-19	0.0%	#DIV/0!	0.0%	0.0%	0.0%	0.0%	0.0%	0.0%	0.0%	0.0%	#DIV/0!	#DIV/0!
20-24	0.0%	#DIV/0!	0.0%	0.0%	0.0%	0.0%	0.0%	0.0%	0.0%	0.0%	#DIV/0!	#DIV/0!
25-29	1.9%	#DIV/0!	0.0%	2.9%	0.0%	0.0%	4.3%	0.0%	3.6%	3.7%	#DIV/0!	#DIV/0!
30-34	1.4%	#DIV/0!	0.0%	0.0%	0.0%	0.0%	0.0%	0.0%	0.0%	11.1%	#DIV/0!	#DIV/0!
35-39	6.1%	#DIV/0!	3.0%	5.7%	17.4%	16.7%	4.3%	0.0%	3.6%	0.0%	#DIV/0!	#DIV/0!
40-44	15.6%	#DIV/0!	12.1%	25.7%	17.4%	16.7%	4.3%	21.1%	10.7%	14.8%	#DIV/0!	#DIV/0!
45-49	19.8%	#DIV/0!	27.3%	14.3%	13.0%	29.2%	26.1%	10.5%	17.9%	18.5%	#DIV/0!	#DIV/0!
50-54	15.1%	#DIV/0!	18.2%	11.4%	17.4%	8.3%	17.4%	5.3%	21.4%	18.5%	#DIV/0!	#DIV/0!
55-59	18.9%	#DIV/0!	18.2%	22.9%	8.7%	8.3%	26.1%	36.8%	14.3%	18.5%	#DIV/0!	#DIV/0!
60-64	8.0%	#DIV/0!	0.0%	8.6%	8.7%	8.3%	8.7%	15.8%	14.3%	3.7%	#DIV/0!	#DIV/0!
65-69	6.6%	#DIV/0!	12.1%	2.9%	8.7%	8.3%	4.3%	5.3%	7.1%	3.7%	#DIV/0!	#DIV/0!
70-74	4.2%	#DIV/0!	6.1%	2.9%	4.3%	4.2%	4.3%	5.3%	3.6%	3.7%	#DIV/0!	#DIV/0!
>=75	2.4%	#DIV/0!	3.0%	2.9%	4.3%	0.0%	0.0%	0.0%	3.6%	3.7%	#DIV/0!	#DIV/0!
Total # of vehicle	212	0	33	35	23	24	23	19	28	27	0	0
Average speed	52.5	#DIV/0!	54.4	51.3	52.9	50.0	53.1	54.2	53.8	50.2	#DIV/0!	#DIV/0!
St. Dev.	10.9	#DIV/0!	11.4	11.2	13.2	10.2	9.6	9.1	10.6	11.5	#DIV/0!	#DIV/0!
85th percentile	63.2	#NUM!	66.6	62.8	66.7	61.5	61.4	63.9	62.8	59.9	#NUM!	#NUM!
Min	25.4	0.0	39.1	26.5	36.8	35.7	28.8	40.3	27.7	25.4	0.0	0.0
Max	95.2	0.0	95.2	83.4	90.9	73.5	73.5	72.3	80.4	76.9	0.0	0.0
Range	69.8	0.0	56.1	56.9	54.1	37.8	44.7	32.1	52.7	51.5	0.0	0.0

Vehicle Speed (50-75 FT Vehicles)	Hour											
	Total	20:00-21:00	21:00-22:00	22:00-23:00	23:00-00:00	00:00-01:00	01:00-02:00	02:00-03:00	03:00-04:00	04:00-05:00	05:00-06:00	06:00-07:00
MPH												
< 10	0.0%	#DIV/0!	0.0%	0.0%	0.0%	0.0%	0.0%	0.0%	0.0%	0.0%	#DIV/0!	#DIV/0!
10-14	0.0%	#DIV/0!	0.0%	0.0%	0.0%	0.0%	0.0%	0.0%	0.0%	0.0%	#DIV/0!	#DIV/0!
15-19	0.0%	#DIV/0!	0.0%	0.0%	0.0%	0.0%	0.0%	0.0%	0.0%	0.0%	#DIV/0!	#DIV/0!
20-24	0.0%	#DIV/0!	0.0%	0.0%	0.0%	0.0%	0.0%	0.0%	0.0%	0.0%	#DIV/0!	#DIV/0!
25-29	1.2%	#DIV/0!	0.0%	0.0%	16.7%	0.0%	0.0%	0.0%	0.0%	0.0%	#DIV/0!	#DIV/0!
30-34	2.4%	#DIV/0!	5.9%	0.0%	0.0%	0.0%	0.0%	12.5%	0.0%	0.0%	#DIV/0!	#DIV/0!
35-39	6.1%	#DIV/0!	0.0%	6.7%	16.7%	0.0%	16.7%	25.0%	0.0%	0.0%	#DIV/0!	#DIV/0!
40-44	20.7%	#DIV/0!	29.4%	26.7%	16.7%	42.9%	0.0%	12.5%	18.2%	8.3%	#DIV/0!	#DIV/0!
45-49	9.8%	#DIV/0!	0.0%	6.7%	16.7%	28.6%	16.7%	0.0%	18.2%	8.3%	#DIV/0!	#DIV/0!
50-54	28.0%	#DIV/0!	35.3%	40.0%	0.0%	28.6%	33.3%	37.5%	9.1%	25.0%	#DIV/0!	#DIV/0!
55-59	18.3%	#DIV/0!	17.6%	0.0%	33.3%	0.0%	33.3%	0.0%	36.4%	33.3%	#DIV/0!	#DIV/0!
60-64	6.1%	#DIV/0!	0.0%	13.3%	0.0%	0.0%	0.0%	0.0%	9.1%	16.7%	#DIV/0!	#DIV/0!
65-69	1.2%	#DIV/0!	5.9%	0.0%	0.0%	0.0%	0.0%	0.0%	0.0%	0.0%	#DIV/0!	#DIV/0!
70-74	1.2%	#DIV/0!	0.0%	0.0%	0.0%	0.0%	0.0%	0.0%	9.1%	0.0%	#DIV/0!	#DIV/0!
>=75	4.9%	#DIV/0!	5.9%	6.7%	0.0%	0.0%	0.0%	12.5%	0.0%	8.3%	#DIV/0!	#DIV/0!
Total # of vehicle	82	0	17	15	6	7	6	8	11	12	0	0
Average speed	51.6	#DIV/0!	51.7	51.3	45.2	46.5	50.6	49.4	54.2	57.6	#DIV/0!	#DIV/0!
St. Dev.	10.9	#DIV/0!	11.5	10.1	11.5	3.4	8.0	16.6	7.9	11.5	#DIV/0!	#DIV/0!
85th percentile	59.7	#NUM!	58.4	60.2	56.3	50.6	57.2	52.9	59.2	62.0	#NUM!	#NUM!
Min	28.8	0.0	33.4	36.8	28.8	42.6	36.8	33.4	42.6	44.9	0.0	0.0
Max	90.7	0.0	84.4	78.1	59.7	50.6	59.7	86.1	70.1	90.7	0.0	0.0
Range	61.8	0.0	51.0	41.2	30.9	8.0	22.9	52.7	27.5	45.8	0.0	0.0

Vehicle Speed (+75 FT Vehicles)	Hour											
	Total	20:00-21:00	21:00-22:00	22:00-23:00	23:00-00:00	00:00-01:00	01:00-02:00	02:00-03:00	03:00-04:00	04:00-05:00	05:00-06:00	06:00-07:00
MPH												
< 10	0.0%	#DIV/0!	0.0%	0.0%	0.0%	0.0%	0.0%	#DIV/0!	0.0%	0.0%	#DIV/0!	#DIV/0!
10-14	0.0%	#DIV/0!	0.0%	0.0%	0.0%	0.0%	0.0%	#DIV/0!	0.0%	0.0%	#DIV/0!	#DIV/0!
15-19	0.0%	#DIV/0!	0.0%	0.0%	0.0%	0.0%	0.0%	#DIV/0!	0.0%	0.0%	#DIV/0!	#DIV/0!
20-24	0.0%	#DIV/0!	0.0%	0.0%	0.0%	0.0%	0.0%	#DIV/0!	0.0%	0.0%	#DIV/0!	#DIV/0!
25-29	0.0%	#DIV/0!	0.0%	0.0%	0.0%	0.0%	0.0%	#DIV/0!	0.0%	0.0%	#DIV/0!	#DIV/0!
30-34	3.8%	#DIV/0!	0.0%	0.0%	0.0%	0.0%	0.0%	#DIV/0!	16.7%	0.0%	#DIV/0!	#DIV/0!
35-39	11.5%	#DIV/0!	0.0%	12.5%	0.0%	0.0%	100.0%	#DIV/0!	0.0%	0.0%	#DIV/0!	#DIV/0!
40-44	11.5%	#DIV/0!	66.7%	0.0%	0.0%	0.0%	0.0%	#DIV/0!	0.0%	33.3%	#DIV/0!	#DIV/0!
45-49	23.1%	#DIV/0!	33.3%	12.5%	50.0%	50.0%	0.0%	#DIV/0!	16.7%	33.3%	#DIV/0!	#DIV/0!
50-54	7.7%	#DIV/0!	0.0%	0.0%	0.0%	0.0%	0.0%	#DIV/0!	16.7%	33.3%	#DIV/0!	#DIV/0!
55-59	11.5%	#DIV/0!	0.0%	0.0%	50.0%	0.0%	0.0%	#DIV/0!	33.3%	0.0%	#DIV/0!	#DIV/0!
60-64	0.0%	#DIV/0!	0.0%	0.0%	0.0%	0.0%	0.0%	#DIV/0!	0.0%	0.0%	#DIV/0!	#DIV/0!
65-69	7.7%	#DIV/0!	0.0%	12.5%	0.0%	0.0%	0.0%	#DIV/0!	16.7%	0.0%	#DIV/0!	#DIV/0!
70-74	11.5%	#DIV/0!	0.0%	25.0%	0.0%	50.0%	0.0%	#DIV/0!	0.0%	0.0%	#DIV/0!	#DIV/0!
>=75	11.5%	#DIV/0!	0.0%	37.5%	0.0%	0.0%	0.0%	#DIV/0!	0.0%	0.0%	#DIV/0!	#DIV/0!
Total # of vehicle	26	0	3	8	2	2	2	0	6	3	0	0
Average speed	54.5	#DIV/0!	44.5	66.1	54.6	60.9	39.1	#DIV/0!	52.5	47.2	#DIV/0!	#DIV/0!
St. Dev.	14.5	#DIV/0!	3.3	18.3	7.3	16.2	0.0	#DIV/0!	12.0	3.0	#DIV/0!	#DIV/0!
85th percentile	71.7	#NUM!	46.6	82.9	58.2	68.9	39.1	#NUM!	60.9	49.2	#NUM!	#NUM!
Min	33.4	0.0	42.6	35.7	49.4	49.4	39.1	0.0	33.4	44.9	0.0	0.0
Max	84.9	0.0	48.3	84.9	59.7	72.3	39.1	0.0	67.8	50.6	0.0	0.0
Range	51.5	0.0	5.7	49.2	10.3	22.9	0.0	0.0	34.3	5.7	0.0	0.0








Day 5 RWA

Vehicle Speed (all vehicles)	Hour											
	Total	20:00-21:00	21:00-22:00	22:00-23:00	23:00-00:00	00:00-01:00	01:00-02:00	02:00-03:00	03:00-04:00	04:00-05:00	05:00-06:00	06:00-07:00
MPH												
< 10	0.0%	#DIV/0!	0.0%	0.0%	0.0%	0.0%	0.0%	0.0%	0.0%	0.0%	#DIV/0!	#DIV/0!
10-14	0.0%	#DIV/0!	0.0%	0.0%	0.0%	0.0%	0.0%	0.0%	0.0%	0.0%	#DIV/0!	#DIV/0!
15-19	0.1%	#DIV/0!	0.3%	0.0%	0.0%	0.0%	0.0%	0.0%	0.0%	0.0%	#DIV/0!	#DIV/0!
20-24	0.3%	#DIV/0!	0.0%	0.3%	0.6%	0.0%	0.0%	0.0%	1.8%	0.0%	#DIV/0!	#DIV/0!
25-29	0.8%	#DIV/0!	0.3%	1.0%	2.3%	1.3%	0.0%	1.2%	0.0%	0.0%	#DIV/0!	#DIV/0!
30-34	1.0%	#DIV/0!	0.5%	0.7%	0.0%	1.3%	0.0%	1.2%	3.5%	2.1%	#DIV/0!	#DIV/0!
35-39	3.2%	#DIV/0!	2.8%	2.1%	5.1%	2.6%	3.7%	5.8%	4.4%	2.1%	#DIV/0!	#DIV/0!
40-44	5.5%	#DIV/0!	2.3%	7.0%	4.0%	5.9%	9.2%	5.8%	6.1%	9.3%	#DIV/0!	#DIV/0!
45-49	11.3%	#DIV/0!	8.4%	11.9%	11.4%	12.4%	5.5%	15.1%	14.9%	16.4%	#DIV/0!	#DIV/0!
50-54	14.8%	#DIV/0!	10.5%	14.3%	10.8%	17.0%	25.7%	10.5%	23.7%	17.1%	#DIV/0!	#DIV/0!
55-59	17.1%	#DIV/0!	19.6%	16.1%	15.3%	16.3%	16.5%	22.1%	16.7%	12.9%	#DIV/0!	#DIV/0!
60-64	14.4%	#DIV/0!	17.1%	12.6%	15.9%	12.4%	13.8%	15.1%	11.4%	12.9%	#DIV/0!	#DIV/0!
65-69	15.0%	#DIV/0!	17.3%	15.7%	15.9%	19.6%	10.1%	9.3%	7.0%	15.0%	#DIV/0!	#DIV/0!
70-74	6.3%	#DIV/0!	7.9%	7.0%	7.4%	2.6%	8.3%	5.8%	3.5%	3.6%	#DIV/0!	#DIV/0!
>=75	10.4%	#DIV/0!	13.0%	11.2%	11.4%	8.5%	7.3%	8.1%	7.0%	8.6%	#DIV/0!	#DIV/0!
Total # of vehicles	1456	0	392	286	176	153	109	86	114	140	0	0
Average speed	59.1	#DIV/0!	61.7	59.1	58.8	58.6	58.3	57.7	55.2	57.3	#DIV/0!	#DIV/0!
St. Dev.	12.3	#DIV/0!	11.8	12.2	12.7	12.3	11.7	12.5	12.4	12.1	#DIV/0!	#DIV/0!
85th percentile	70.7	#NUM!	72.3	70.9	70.7	69.0	70.5	69.9	66.1	68.9	#NUM!	#NUM!
Min	19.4	0.0	19.4	22.5	22.5	27.8	35.2	26.7	22.5	31.0	0.0	0.0
Max	103.7	0.0	102.6	96.9	100.3	103.7	103.7	87.8	103.7	99.1	0.0	0.0
Range	84.3	0.0	83.2	74.3	77.7	75.9	68.5	61.0	81.2	68.2	0.0	0.0

Vehicle Speed (0-25 FT Vehicles)	Hour											
	Total	20:00-21:00	21:00-22:00	22:00-23:00	23:00-00:00	00:00-01:00	01:00-02:00	02:00-03:00	03:00-04:00	04:00-05:00	05:00-06:00	06:00-07:00
MPH												
< 10	0.0%	#DIV/0!	0.0%	0.0%	0.0%	0.0%	0.0%	0.0%	0.0%	0.0%	#DIV/0!	#DIV/0!
10-14	0.0%	#DIV/0!	0.0%	0.0%	0.0%	0.0%	0.0%	0.0%	0.0%	0.0%	#DIV/0!	#DIV/0!
15-19	0.1%	#DIV/0!	0.3%	0.0%	0.0%	0.0%	0.0%	0.0%	0.0%	0.0%	#DIV/0!	#DIV/0!
20-24	0.2%	#DIV/0!	0.0%	0.0%	0.0%	0.0%	0.0%	0.0%	3.4%	0.0%	#DIV/0!	#DIV/0!
25-29	0.8%	#DIV/0!	0.3%	1.3%	1.4%	1.7%	0.0%	1.6%	0.0%	0.0%	#DIV/0!	#DIV/0!
30-34	0.9%	#DIV/0!	0.6%	0.9%	0.0%	1.7%	0.0%	1.6%	3.4%	1.1%	#DIV/0!	#DIV/0!
35-39	3.0%	#DIV/0!	2.7%	1.7%	4.3%	2.5%	5.3%	4.9%	5.1%	1.1%	#DIV/0!	#DIV/0!
40-44	4.5%	#DIV/0!	1.8%	6.0%	4.3%	5.1%	6.7%	4.9%	3.4%	8.7%	#DIV/0!	#DIV/0!
45-49	8.3%	#DIV/0!	6.5%	9.1%	7.1%	8.5%	6.7%	14.8%	8.5%	12.0%	#DIV/0!	#DIV/0!
50-54	11.1%	#DIV/0!	8.3%	10.3%	8.5%	12.7%	20.0%	9.8%	23.7%	10.9%	#DIV/0!	#DIV/0!
55-59	15.7%	#DIV/0!	19.0%	15.9%	14.2%	14.4%	14.7%	14.8%	11.9%	10.9%	#DIV/0!	#DIV/0!
60-64	16.2%	#DIV/0!	19.0%	13.4%	17.0%	16.1%	14.7%	18.0%	11.9%	14.1%	#DIV/0!	#DIV/0!
65-69	18.9%	#DIV/0!	19.3%	19.4%	19.9%	24.6%	12.0%	11.5%	10.2%	22.8%	#DIV/0!	#DIV/0!
70-74	7.5%	#DIV/0!	8.6%	8.2%	9.2%	2.5%	10.7%	6.6%	5.1%	5.4%	#DIV/0!	#DIV/0!
>=75	12.8%	#DIV/0!	13.4%	13.8%	14.2%	10.2%	9.3%	11.5%	13.6%	13.0%	#DIV/0!	#DIV/0!
Total # of vehicles	1114	0	336	232	141	118	75	61	59	92	0	0
Average speed	60.9	#DIV/0!	62.3	60.9	61.3	60.1	59.5	59.3	57.6	61.0	#DIV/0!	#DIV/0!
St. Dev.	12.2	#DIV/0!	11.0	12.4	12.2	12.9	12.2	13.4	15.0	12.5	#DIV/0!	#DIV/0!
85th percentile	72.0	#NUM!	73.0	73.0	72.7	69.9	71.8	71.0	71.4	72.6	#NUM!	#NUM!
Min	19.4	0.0	19.4	26.7	27.8	27.8	35.2	26.7	22.5	34.3	0.0	0.0
Max	103.7	0.0	99.1	96.9	100.3	103.7	103.7	87.8	103.7	99.1	0.0	0.0
Range	84.3	0.0	79.8	70.1	72.5	75.9	68.5	61.0	81.2	64.8	0.0	0.0

Vehicle Speed (25-50 FT Vehicles)	Hour											
	Total	20:00-21:00	21:00-22:00	22:00-23:00	23:00-00:00	00:00-01:00	01:00-02:00	02:00-03:00	03:00-04:00	04:00-05:00	05:00-06:00	06:00-07:00
MPH												
< 10	0.0%	#DIV/0!	0.0%	0.0%	0.0%	0.0%	0.0%	0.0%	0.0%	0.0%	#DIV/0!	#DIV/0!
10-14	0.0%	#DIV/0!	0.0%	0.0%	0.0%	0.0%	0.0%	0.0%	0.0%	0.0%	#DIV/0!	#DIV/0!
15-19	0.0%	#DIV/0!	0.0%	0.0%	0.0%	0.0%	0.0%	0.0%	0.0%	0.0%	#DIV/0!	#DIV/0!
20-24	0.9%	#DIV/0!	0.0%	2.9%	4.5%	0.0%	0.0%	0.0%	0.0%	0.0%	#DIV/0!	#DIV/0!
25-29	0.9%	#DIV/0!	0.0%	0.0%	9.1%	0.0%	0.0%	0.0%	0.0%	0.0%	#DIV/0!	#DIV/0!
30-34	1.7%	#DIV/0!	0.0%	0.0%	0.0%	0.0%	0.0%	0.0%	5.7%	5.7%	#DIV/0!	#DIV/0!
35-39	4.3%	#DIV/0!	4.5%	5.9%	9.1%	4.3%	0.0%	5.6%	2.9%	2.9%	#DIV/0!	#DIV/0!
40-44	9.4%	#DIV/0!	6.8%	14.7%	0.0%	8.7%	13.6%	5.6%	11.4%	11.4%	#DIV/0!	#DIV/0!
45-49	20.6%	#DIV/0!	18.2%	23.5%	27.3%	21.7%	4.5%	22.2%	20.0%	25.7%	#DIV/0!	#DIV/0!
50-54	24.9%	#DIV/0!	22.7%	23.5%	18.2%	30.4%	36.4%	11.1%	28.6%	25.7%	#DIV/0!	#DIV/0!
55-59	19.3%	#DIV/0!	20.5%	17.6%	13.6%	21.7%	13.6%	33.3%	17.1%	20.0%	#DIV/0!	#DIV/0!
60-64	9.0%	#DIV/0!	4.5%	8.8%	18.2%	0.0%	13.6%	11.1%	11.4%	8.6%	#DIV/0!	#DIV/0!
65-69	3.4%	#DIV/0!	6.8%	0.0%	0.0%	4.3%	9.1%	5.6%	2.9%	0.0%	#DIV/0!	#DIV/0!
70-74	2.1%	#DIV/0!	2.3%	2.9%	0.0%	4.3%	4.5%	5.6%	0.0%	0.0%	#DIV/0!	#DIV/0!
>=75	3.4%	#DIV/0!	13.6%	0.0%	0.0%	4.3%	4.5%	0.0%	0.0%	0.0%	#DIV/0!	#DIV/0!
Total # of vehicle	233	0	44	34	22	23	22	18	35	35	0	0
Average speed	53.4	#DIV/0!	59.1	50.7	48.3	54.3	57.4	54.9	51.5	50.0	#DIV/0!	#DIV/0!
St. Dev.	11.6	#DIV/0!	16.8	8.9	11.5	9.7	11.6	9.3	8.0	7.6	#DIV/0!	#DIV/0!
85th percentile	60.7	#NUM!	71.0	59.4	60.0	57.3	65.2	63.0	58.3	56.2	#NUM!	#NUM!
Min	22.5	0.0	36.2	22.5	22.5	38.3	42.5	36.2	32.0	31.0	0.0	0.0
Max	102.6	0.0	102.6	71.0	63.6	85.7	96.9	73.1	65.7	64.7	0.0	0.0
Range	80.0	0.0	66.3	48.5	41.1	47.4	54.3	36.9	33.7	33.7	0.0	0.0

Vehicle Speed (50-75 FT Vehicles)	Hour											
	Total	20:00-21:00	21:00-22:00	22:00-23:00	23:00-00:00	00:00-01:00	01:00-02:00	02:00-03:00	03:00-04:00	04:00-05:00	05:00-06:00	06:00-07:00
MPH												
< 10	0.0%	#DIV/0!	0.0%	0.0%	0.0%	0.0%	0.0%	0.0%	0.0%	0.0%	#DIV/0!	#DIV/0!
10-14	0.0%	#DIV/0!	0.0%	0.0%	0.0%	0.0%	0.0%	0.0%	0.0%	0.0%	#DIV/0!	#DIV/0!
15-19	0.0%	#DIV/0!	0.0%	0.0%	0.0%	0.0%	0.0%	0.0%	0.0%	0.0%	#DIV/0!	#DIV/0!
20-24	0.0%	#DIV/0!	0.0%	0.0%	0.0%	0.0%	0.0%	0.0%	0.0%	0.0%	#DIV/0!	#DIV/0!
25-29	0.0%	#DIV/0!	0.0%	0.0%	0.0%	0.0%	0.0%	0.0%	0.0%	0.0%	#DIV/0!	#DIV/0!
30-34	0.0%	#DIV/0!	0.0%	0.0%	0.0%	0.0%	0.0%	0.0%	0.0%	0.0%	#DIV/0!	#DIV/0!
35-39	4.2%	#DIV/0!	0.0%	0.0%	8.3%	0.0%	0.0%	14.3%	5.6%	11.1%	#DIV/0!	#DIV/0!
40-44	8.3%	#DIV/0!	0.0%	5.9%	8.3%	9.1%	18.2%	14.3%	5.6%	11.1%	#DIV/0!	#DIV/0!
45-49	22.9%	#DIV/0!	27.3%	23.5%	33.3%	36.4%	0.0%	0.0%	27.8%	22.2%	#DIV/0!	#DIV/0!
50-54	32.3%	#DIV/0!	27.3%	52.9%	25.0%	27.3%	45.5%	14.3%	16.7%	44.4%	#DIV/0!	#DIV/0!
55-59	24.0%	#DIV/0!	27.3%	5.9%	25.0%	27.3%	27.3%	57.1%	33.3%	0.0%	#DIV/0!	#DIV/0!
60-64	6.3%	#DIV/0!	9.1%	11.8%	0.0%	0.0%	9.1%	0.0%	5.6%	11.1%	#DIV/0!	#DIV/0!
65-69	0.0%	#DIV/0!	0.0%	0.0%	0.0%	0.0%	0.0%	0.0%	0.0%	0.0%	#DIV/0!	#DIV/0!
70-74	2.1%	#DIV/0!	9.1%	0.0%	0.0%	0.0%	0.0%	0.0%	5.6%	0.0%	#DIV/0!	#DIV/0!
>=75	0.0%	#DIV/0!	0.0%	0.0%	0.0%	0.0%	0.0%	0.0%	0.0%	0.0%	#DIV/0!	#DIV/0!
Total # of vehicle	96	0	11	17	12	11	11	7	18	9	0	0
Average speed	52.1	#DIV/0!	55.4	52.2	49.7	51.7	52.5	50.9	53.1	50.0	#DIV/0!	#DIV/0!
St. Dev.	6.7	#DIV/0!	8.0	4.7	5.8	6.2	5.6	9.3	8.0	6.6	#DIV/0!	#DIV/0!
85th percentile	59.1	#NUM!	61.0	54.3	55.2	58.9	56.8	57.3	59.4	53.5	#NUM!	#NUM!
Min	35.2	0.0	45.7	42.5	35.2	40.4	42.5	35.2	37.3	38.3	0.0	0.0
Max	72.0	0.0	72.0	63.6	56.2	59.4	62.6	59.4	72.0	61.5	0.0	0.0
Range	36.9	0.0	26.3	21.1	21.1	19.0	20.0	24.2	34.8	23.2	0.0	0.0

Vehicle Speed (+75 FT Vehicles)	Hour											
	Total	20:00-21:00	21:00-22:00	22:00-23:00	23:00-00:00	00:00-01:00	01:00-02:00	02:00-03:00	03:00-04:00	04:00-05:00	05:00-06:00	06:00-07:00
MPH												
< 10		0.0% #DIV/0!	0.0%	0.0%	0.0%	0.0%	0.0%	0.0% #DIV/0!	0.0%	0.0%	#DIV/0!	#DIV/0!
10-14		0.0% #DIV/0!	0.0%	0.0%	0.0%	0.0%	0.0%	0.0% #DIV/0!	0.0%	0.0%	#DIV/0!	#DIV/0!
15-19		0.0% #DIV/0!	0.0%	0.0%	0.0%	0.0%	0.0%	0.0% #DIV/0!	0.0%	0.0%	#DIV/0!	#DIV/0!
20-24		0.0% #DIV/0!	0.0%	0.0%	0.0%	0.0%	0.0%	0.0% #DIV/0!	0.0%	0.0%	#DIV/0!	#DIV/0!
25-29		0.0% #DIV/0!	0.0%	0.0%	0.0%	0.0%	0.0%	0.0% #DIV/0!	0.0%	0.0%	#DIV/0!	#DIV/0!
30-34		0.0% #DIV/0!	0.0%	0.0%	0.0%	0.0%	0.0%	0.0% #DIV/0!	0.0%	0.0%	#DIV/0!	#DIV/0!
35-39		0.0% #DIV/0!	0.0%	0.0%	0.0%	0.0%	0.0%	0.0% #DIV/0!	0.0%	0.0%	#DIV/0!	#DIV/0!
40-44		0.0% #DIV/0!	0.0%	0.0%	0.0%	0.0%	0.0%	0.0% #DIV/0!	0.0%	0.0%	#DIV/0!	#DIV/0!
45-49		15.4% #DIV/0!	0.0%	33.3%	0.0%	0.0%	0.0%	0.0% #DIV/0!	0.0%	25.0%	#DIV/0!	#DIV/0!
50-54		15.4% #DIV/0!	0.0%	0.0%	0.0%	100.0%	0.0%	0.0% #DIV/0!	0.0%	25.0%	#DIV/0!	#DIV/0!
55-59		46.2% #DIV/0!	100.0%	66.7%	100.0%	0.0%	100.0%	#DIV/0!	0.0%	25.0%	#DIV/0!	#DIV/0!
60-64		15.4% #DIV/0!	0.0%	0.0%	0.0%	0.0%	0.0%	0.0% #DIV/0!	50.0%	25.0%	#DIV/0!	#DIV/0!
65-69		7.7% #DIV/0!	0.0%	0.0%	0.0%	0.0%	0.0%	0.0% #DIV/0!	50.0%	0.0%	#DIV/0!	#DIV/0!
70-74		0.0% #DIV/0!	0.0%	0.0%	0.0%	0.0%	0.0%	0.0% #DIV/0!	0.0%	0.0%	#DIV/0!	#DIV/0!
>=75		0.0% #DIV/0!	0.0%	0.0%	0.0%	0.0%	0.0%	0.0% #DIV/0!	0.0%	0.0%	#DIV/0!	#DIV/0!
Total # of vehicle	13	0	1	3	1	1	1	0	2	4	0	0
Average speed	56.3	#DIV/0!	55.2	53.8	59.3	53.1	55.2	#DIV/0!	65.7	54.1	#DIV/0!	#DIV/0!
St. Dev.	5.9	#DIV/0!	#DIV/0!	5.3	#DIV/0!	#DIV/0!	#DIV/0!	#DIV/0!	4.5	5.7	#DIV/0!	#DIV/0!
85th percentile	60.9	#NUM!	55.2	57.4	59.3	53.1	55.2	#NUM!	67.9	58.9	#NUM!	#NUM!
Min	47.8	0.0	55.2	47.9	59.3	53.1	55.2	0.0	62.6	47.8	0.0	0.0
Max	68.9	0.0	55.2	58.3	59.3	53.1	55.2	0.0	68.9	60.5	0.0	0.0
Range	21.1	0.0	0.0	10.4	0.0	0.0	0.0	0.0	6.3	12.6	0.0	0.0

Day 5 Beginning of Taper

Vehicle Speed (all vehicles)	Hour											
	Total	20:00-21:00	21:00-22:00	22:00-23:00	23:00-00:00	00:00-01:00	01:00-02:00	02:00-03:00	03:00-04:00	04:00-05:00	05:00-06:00	06:00-07:00
MPH												
< 10	0.0%	#DIV/0!	0.0%	0.0%	0.0%	0.0%	0.0%	0.0%	0.0%	0.0%	#DIV/0!	#DIV/0!
10-14	0.0%	#DIV/0!	0.0%	0.0%	0.0%	0.0%	0.0%	0.0%	0.0%	0.0%	#DIV/0!	#DIV/0!
15-19	0.0%	#DIV/0!	0.0%	0.0%	0.0%	0.0%	0.0%	0.0%	0.0%	0.0%	#DIV/0!	#DIV/0!
20-24	0.0%	#DIV/0!	0.0%	0.0%	0.0%	0.0%	0.0%	0.0%	0.0%	0.0%	#DIV/0!	#DIV/0!
25-29	0.2%	#DIV/0!	0.0%	0.3%	0.0%	0.7%	0.0%	0.0%	1.0%	0.0%	#DIV/0!	#DIV/0!
30-34	0.1%	#DIV/0!	0.0%	0.0%	0.0%	0.7%	0.0%	0.0%	0.0%	0.0%	#DIV/0!	#DIV/0!
35-39	0.7%	#DIV/0!	1.0%	1.0%	0.0%	0.0%	0.0%	2.4%	0.0%	1.5%	#DIV/0!	#DIV/0!
40-44	3.7%	#DIV/0!	4.0%	3.1%	2.7%	4.8%	5.4%	1.2%	5.9%	3.0%	#DIV/0!	#DIV/0!
45-49	13.4%	#DIV/0!	14.0%	12.9%	12.9%	13.7%	10.7%	10.6%	22.5%	9.7%	#DIV/0!	#DIV/0!
50-54	23.3%	#DIV/0!	29.2%	19.9%	23.1%	16.4%	19.6%	17.6%	24.5%	25.4%	#DIV/0!	#DIV/0!
55-59	20.3%	#DIV/0!	22.3%	21.3%	15.1%	23.3%	17.0%	22.4%	19.6%	17.9%	#DIV/0!	#DIV/0!
60-64	14.9%	#DIV/0!	12.4%	14.7%	16.1%	17.1%	14.3%	20.0%	13.7%	17.9%	#DIV/0!	#DIV/0!
65-69	10.3%	#DIV/0!	9.5%	12.2%	11.3%	6.8%	11.6%	12.9%	2.9%	13.4%	#DIV/0!	#DIV/0!
70-74	6.2%	#DIV/0!	3.8%	6.6%	9.1%	7.5%	10.7%	3.5%	2.9%	7.5%	#DIV/0!	#DIV/0!
>=75	6.9%	#DIV/0!	3.8%	7.7%	9.7%	8.9%	10.7%	9.4%	6.9%	3.7%	#DIV/0!	#DIV/0!
Total # of vehicles	1472	0	421	286	186	146	112	85	102	134	0	0
Average speed	58.4	#DIV/0!	56.8	58.9	60.0	58.9	60.4	60.1	55.8	58.2	#DIV/0!	#DIV/0!
St. Dev.	9.5	#DIV/0!	8.3	9.7	10.1	10.2	10.7	10.2	9.6	8.5	#DIV/0!	#DIV/0!
85th percentile	68.1	#NUM!	66.3	69.7	70.8	70.8	71.6	69.9	62.7	67.2	#NUM!	#NUM!
Min	28.0	0.0	36.0	28.9	42.2	28.0	40.4	38.7	28.0	37.8	0.0	0.0
Max	90.4	0.0	85.9	85.9	90.4	83.2	89.5	85.0	85.0	80.6	0.0	0.0
Range	62.4	0.0	49.9	57.1	48.1	55.3	49.0	46.4	57.1	42.8	0.0	0.0

Vehicle Speed (0-25 FT Vehicles)	Hour											
	Total	20:00-21:00	21:00-22:00	22:00-23:00	23:00-00:00	00:00-01:00	01:00-02:00	02:00-03:00	03:00-04:00	04:00-05:00	05:00-06:00	06:00-07:00
MPH												
< 10	0.0%	#DIV/0!	0.0%	0.0%	0.0%	0.0%	0.0%	0.0%	0.0%	0.0%	#DIV/0!	#DIV/0!
10-14	0.0%	#DIV/0!	0.0%	0.0%	0.0%	0.0%	0.0%	0.0%	0.0%	0.0%	#DIV/0!	#DIV/0!
15-19	0.0%	#DIV/0!	0.0%	0.0%	0.0%	0.0%	0.0%	0.0%	0.0%	0.0%	#DIV/0!	#DIV/0!
20-24	0.0%	#DIV/0!	0.0%	0.0%	0.0%	0.0%	0.0%	0.0%	0.0%	0.0%	#DIV/0!	#DIV/0!
25-29	0.3%	#DIV/0!	0.0%	0.5%	0.0%	1.0%	0.0%	0.0%	2.1%	0.0%	#DIV/0!	#DIV/0!
30-34	0.1%	#DIV/0!	0.0%	0.0%	0.0%	1.0%	0.0%	0.0%	0.0%	0.0%	#DIV/0!	#DIV/0!
35-39	0.9%	#DIV/0!	1.2%	1.4%	0.0%	0.0%	0.0%	1.9%	0.0%	1.4%	#DIV/0!	#DIV/0!
40-44	2.5%	#DIV/0!	2.9%	2.4%	3.0%	3.1%	4.2%	0.0%	2.1%	0.0%	#DIV/0!	#DIV/0!
45-49	10.2%	#DIV/0!	12.9%	10.1%	8.2%	7.3%	6.9%	3.8%	23.4%	5.4%	#DIV/0!	#DIV/0!
50-54	21.0%	#DIV/0!	27.0%	18.3%	18.7%	14.6%	9.7%	18.9%	25.5%	23.0%	#DIV/0!	#DIV/0!
55-59	20.3%	#DIV/0!	24.0%	20.2%	14.9%	25.0%	18.1%	17.0%	19.1%	12.2%	#DIV/0!	#DIV/0!
60-64	16.9%	#DIV/0!	13.8%	16.3%	18.7%	20.8%	16.7%	26.4%	10.6%	21.6%	#DIV/0!	#DIV/0!
65-69	12.8%	#DIV/0!	11.4%	14.9%	12.7%	7.3%	15.3%	18.9%	4.3%	18.9%	#DIV/0!	#DIV/0!
70-74	7.8%	#DIV/0!	3.5%	8.2%	11.9%	10.4%	16.7%	3.8%	4.3%	12.2%	#DIV/0!	#DIV/0!
>=75	7.2%	#DIV/0!	3.2%	7.7%	11.9%	9.4%	12.5%	9.4%	8.5%	5.4%	#DIV/0!	#DIV/0!
Total # of vehicles	1025	0	341	208	134	96	72	53	47	74	0	0
Average speed	59.5	#DIV/0!	57.3	59.8	61.7	60.5	62.9	62.0	56.9	60.9	#DIV/0!	#DIV/0!
St. Dev.	9.4	#DIV/0!	8.1	9.7	10.1	10.1	10.0	9.5	10.6	8.4	#DIV/0!	#DIV/0!
85th percentile	69.9	#NUM!	66.3	69.9	72.1	72.3	73.0	69.9	65.7	70.3	#NUM!	#NUM!
Min	28.0	0.0	36.0	28.9	42.2	28.0	42.2	39.6	28.0	37.8	0.0	0.0
Max	86.8	0.0	85.9	85.9	86.8	83.2	81.4	85.0	85.0	80.6	0.0	0.0
Range	58.8	0.0	49.9	57.1	44.6	55.3	39.2	45.5	57.1	42.8	0.0	0.0

Vehicle Speed (25-50 FT Vehicles)	Hour											
	Total	20:00-21:00	21:00-22:00	22:00-23:00	23:00-00:00	00:00-01:00	01:00-02:00	02:00-03:00	03:00-04:00	04:00-05:00	05:00-06:00	06:00-07:00
MPH												
< 10	0.0%	#DIV/0!	0.0%	0.0%	0.0%	0.0%	0.0%	0.0%	0.0%	0.0%	#DIV/0!	#DIV/0!
10-14	0.0%	#DIV/0!	0.0%	0.0%	0.0%	0.0%	0.0%	0.0%	0.0%	0.0%	#DIV/0!	#DIV/0!
15-19	0.0%	#DIV/0!	0.0%	0.0%	0.0%	0.0%	0.0%	0.0%	0.0%	0.0%	#DIV/0!	#DIV/0!
20-24	0.0%	#DIV/0!	0.0%	0.0%	0.0%	0.0%	0.0%	0.0%	0.0%	0.0%	#DIV/0!	#DIV/0!
25-29	0.0%	#DIV/0!	0.0%	0.0%	0.0%	0.0%	0.0%	0.0%	0.0%	0.0%	#DIV/0!	#DIV/0!
30-34	0.0%	#DIV/0!	0.0%	0.0%	0.0%	0.0%	0.0%	0.0%	0.0%	0.0%	#DIV/0!	#DIV/0!
35-39	0.3%	#DIV/0!	0.0%	0.0%	0.0%	0.0%	0.0%	0.0%	0.0%	2.6%	#DIV/0!	#DIV/0!
40-44	7.0%	#DIV/0!	10.9%	6.3%	0.0%	8.6%	10.7%	5.3%	6.1%	5.3%	#DIV/0!	#DIV/0!
45-49	19.9%	#DIV/0!	18.2%	20.8%	19.4%	22.9%	14.3%	31.6%	18.2%	18.4%	#DIV/0!	#DIV/0!
50-54	23.7%	#DIV/0!	29.1%	12.5%	32.3%	22.9%	28.6%	15.8%	24.2%	23.7%	#DIV/0!	#DIV/0!
55-59	19.9%	#DIV/0!	16.4%	22.9%	16.1%	17.1%	17.9%	26.3%	24.2%	21.1%	#DIV/0!	#DIV/0!
60-64	12.9%	#DIV/0!	9.1%	14.6%	9.7%	14.3%	10.7%	5.3%	18.2%	18.4%	#DIV/0!	#DIV/0!
65-69	5.9%	#DIV/0!	1.8%	6.3%	12.9%	2.9%	7.1%	5.3%	3.0%	10.5%	#DIV/0!	#DIV/0!
70-74	3.5%	#DIV/0!	7.3%	4.2%	3.2%	2.9%	0.0%	5.3%	3.0%	0.0%	#DIV/0!	#DIV/0!
>=75	7.0%	#DIV/0!	7.3%	12.5%	6.5%	8.6%	10.7%	5.3%	3.0%	0.0%	#DIV/0!	#DIV/0!
Total # of vehicle	287	0	55	48	31	35	28	19	33	38	0	0
Average speed	56.7	#DIV/0!	55.8	58.9	58.1	56.1	57.4	56.2	55.7	55.0	#DIV/0!	#DIV/0!
St. Dev.	9.7	#DIV/0!	9.8	10.9	10.0	9.8	12.1	9.3	8.0	7.4	#DIV/0!	#DIV/0!
85th percentile	65.4	#NUM!	64.6	70.6	65.9	64.4	65.4	64.7	61.1	62.7	#NUM!	#NUM!
Min	39.4	0.0	42.2	41.3	48.3	43.1	40.4	44.0	40.4	39.4	0.0	0.0
Max	90.4	0.0	84.1	82.3	90.4	80.6	89.5	80.7	78.8	69.0	0.0	0.0
Range	50.9	0.0	41.9	41.0	42.0	37.4	49.0	36.7	38.3	29.6	0.0	0.0

Vehicle Speed (50-75 FT Vehicles)	Hour											
	Total	20:00-21:00	21:00-22:00	22:00-23:00	23:00-00:00	00:00-01:00	01:00-02:00	02:00-03:00	03:00-04:00	04:00-05:00	05:00-06:00	06:00-07:00
MPH												
< 10	0.0%	#DIV/0!	0.0%	0.0%	0.0%	0.0%	0.0%	0.0%	0.0%	0.0%	#DIV/0!	#DIV/0!
10-14	0.0%	#DIV/0!	0.0%	0.0%	0.0%	0.0%	0.0%	0.0%	0.0%	0.0%	#DIV/0!	#DIV/0!
15-19	0.0%	#DIV/0!	0.0%	0.0%	0.0%	0.0%	0.0%	0.0%	0.0%	0.0%	#DIV/0!	#DIV/0!
20-24	0.0%	#DIV/0!	0.0%	0.0%	0.0%	0.0%	0.0%	0.0%	0.0%	0.0%	#DIV/0!	#DIV/0!
25-29	0.0%	#DIV/0!	0.0%	0.0%	0.0%	0.0%	0.0%	0.0%	0.0%	0.0%	#DIV/0!	#DIV/0!
30-34	0.0%	#DIV/0!	0.0%	0.0%	0.0%	0.0%	0.0%	0.0%	0.0%	0.0%	#DIV/0!	#DIV/0!
35-39	1.1%	#DIV/0!	0.0%	0.0%	0.0%	0.0%	0.0%	10.0%	0.0%	0.0%	#DIV/0!	#DIV/0!
40-44	9.8%	#DIV/0!	6.7%	5.9%	5.6%	20.0%	0.0%	0.0%	27.3%	20.0%	#DIV/0!	#DIV/0!
45-49	25.0%	#DIV/0!	26.7%	23.5%	33.3%	40.0%	33.3%	10.0%	27.3%	10.0%	#DIV/0!	#DIV/0!
50-54	32.6%	#DIV/0!	40.0%	41.2%	38.9%	20.0%	66.7%	10.0%	9.1%	30.0%	#DIV/0!	#DIV/0!
55-59	18.5%	#DIV/0!	20.0%	29.4%	11.1%	0.0%	0.0%	30.0%	9.1%	30.0%	#DIV/0!	#DIV/0!
60-64	7.6%	#DIV/0!	0.0%	0.0%	11.1%	0.0%	0.0%	20.0%	18.2%	10.0%	#DIV/0!	#DIV/0!
65-69	1.1%	#DIV/0!	0.0%	0.0%	0.0%	20.0%	0.0%	0.0%	0.0%	0.0%	#DIV/0!	#DIV/0!
70-74	0.0%	#DIV/0!	0.0%	0.0%	0.0%	0.0%	0.0%	0.0%	0.0%	0.0%	#DIV/0!	#DIV/0!
>=75	4.3%	#DIV/0!	6.7%	0.0%	0.0%	0.0%	0.0%	20.0%	9.1%	0.0%	#DIV/0!	#DIV/0!
Total # of vehicle	92	0	15	17	18	5	6	10	11	10	0	0
Average speed	53.2	#DIV/0!	53.9	52.6	51.9	51.1	51.3	59.3	52.4	52.4	#DIV/0!	#DIV/0!
St. Dev.	8.3	#DIV/0!	9.5	4.5	5.3	10.1	2.4	14.2	10.7	6.8	#DIV/0!	#DIV/0!
85th percentile	59.2	#NUM!	57.3	55.6	56.8	57.4	54.0	75.8	63.2	58.2	#NUM!	#NUM!
Min	38.7	0.0	43.1	43.1	42.2	41.3	49.4	38.7	41.3	40.4	0.0	0.0
Max	84.1	0.0	84.1	59.2	61.8	68.1	54.7	83.2	75.2	61.8	0.0	0.0
Range	45.5	0.0	41.0	16.0	19.6	26.7	5.3	44.6	33.9	21.4	0.0	0.0

Vehicle Speed (+75 FT Vehicles)	Hour											
	Total	20:00-21:00	21:00-22:00	22:00-23:00	23:00-00:00	00:00-01:00	01:00-02:00	02:00-03:00	03:00-04:00	04:00-05:00	05:00-06:00	06:00-07:00
MPH												
< 10		0.0% #DIV/0!	0.0%	0.0%	0.0%	0.0%	0.0%	0.0%	0.0%	0.0%	#DIV/0!	#DIV/0!
10-14		0.0% #DIV/0!	0.0%	0.0%	0.0%	0.0%	0.0%	0.0%	0.0%	0.0%	#DIV/0!	#DIV/0!
15-19		0.0% #DIV/0!	0.0%	0.0%	0.0%	0.0%	0.0%	0.0%	0.0%	0.0%	#DIV/0!	#DIV/0!
20-24		0.0% #DIV/0!	0.0%	0.0%	0.0%	0.0%	0.0%	0.0%	0.0%	0.0%	#DIV/0!	#DIV/0!
25-29		0.0% #DIV/0!	0.0%	0.0%	0.0%	0.0%	0.0%	0.0%	0.0%	0.0%	#DIV/0!	#DIV/0!
30-34		0.0% #DIV/0!	0.0%	0.0%	0.0%	0.0%	0.0%	0.0%	0.0%	0.0%	#DIV/0!	#DIV/0!
35-39		0.0% #DIV/0!	0.0%	0.0%	0.0%	0.0%	0.0%	0.0%	0.0%	0.0%	#DIV/0!	#DIV/0!
40-44		0.0% #DIV/0!	0.0%	0.0%	0.0%	0.0%	0.0%	0.0%	0.0%	0.0%	#DIV/0!	#DIV/0!
45-49		17.6% #DIV/0!	10.0%	15.4%	33.3%	30.0%	16.7%	0.0%	27.3%	8.3%	#DIV/0!	#DIV/0!
50-54		44.1% #DIV/0!	90.0%	46.2%	33.3%	10.0%	50.0%	33.3%	36.4%	41.7%	#DIV/0!	#DIV/0!
55-59		25.0% #DIV/0!	0.0%	23.1%	33.3%	40.0%	16.7%	66.7%	18.2%	33.3%	#DIV/0!	#DIV/0!
60-64		4.4% #DIV/0!	0.0%	7.7%	0.0%	0.0%	16.7%	0.0%	9.1%	0.0%	#DIV/0!	#DIV/0!
65-69		2.9% #DIV/0!	0.0%	7.7%	0.0%	10.0%	0.0%	0.0%	0.0%	0.0%	#DIV/0!	#DIV/0!
70-74		1.5% #DIV/0!	0.0%	0.0%	0.0%	0.0%	0.0%	0.0%	0.0%	8.3%	#DIV/0!	#DIV/0!
>=75		4.4% #DIV/0!	0.0%	0.0%	0.0%	10.0%	0.0%	0.0%	9.1%	8.3%	#DIV/0!	#DIV/0!
Total # of vehicle	68	0	10	13	3	10	6	3	11	12	0	0
Average speed	54.9	#DIV/0!	52.1	54.2	52.3	56.7	53.7	55.6	55.1	57.6	#DIV/0!	#DIV/0!
St. Dev.	6.8	#DIV/0!	2.0	5.7	4.0	8.8	4.3	4.7	8.7	8.5	#DIV/0!	#DIV/0!
85th percentile	59.1	#NUM!	54.1	58.6	55.2	63.2	56.7	58.6	58.7	63.0	#NUM!	#NUM!
Min	45.8	0.0	47.6	46.7	48.5	45.8	46.7	50.3	45.8	46.7	0.0	0.0
Max	77.9	0.0	54.7	65.4	56.5	75.2	60.1	59.2	77.9	76.6	0.0	0.0
Range	32.1	0.0	7.1	18.7	8.0	29.4	13.4	8.9	32.1	30.0	0.0	0.0

### Day 5 End of Taper

Vehicle Speed (all vehicles)	Hour											
	Total	20:00-21:00	21:00-22:00	22:00-23:00	23:00-00:00	00:00-01:00	01:00-02:00	02:00-03:00	03:00-04:00	04:00-05:00	05:00-06:00	06:00-07:00
MPH												
< 10	0.0%	#DIV/0!	0.0%	0.0%	0.0%	0.0%	0.0%	0.0%	0.0%	0.0%	#DIV/0!	#DIV/0!
10-14	0.0%	#DIV/0!	0.0%	0.0%	0.0%	0.0%	0.0%	0.0%	0.0%	0.0%	#DIV/0!	#DIV/0!
15-19	0.1%	#DIV/0!	0.0%	0.7%	0.0%	0.0%	0.0%	0.0%	0.0%	0.0%	#DIV/0!	#DIV/0!
20-24	0.2%	#DIV/0!	0.0%	0.7%	0.0%	1.0%	0.0%	0.0%	0.0%	0.0%	#DIV/0!	#DIV/0!
25-29	1.3%	#DIV/0!	1.3%	0.7%	0.9%	3.0%	1.4%	3.6%	0.0%	0.0%	#DIV/0!	#DIV/0!
30-34	4.3%	#DIV/0!	7.3%	2.9%	4.5%	4.0%	5.5%	0.0%	1.3%	2.5%	#DIV/0!	#DIV/0!
35-39	12.2%	#DIV/0!	19.2%	13.8%	8.2%	7.0%	13.7%	7.3%	6.3%	8.8%	#DIV/0!	#DIV/0!
40-44	15.0%	#DIV/0!	19.7%	13.8%	11.8%	13.0%	8.2%	20.0%	15.2%	12.5%	#DIV/0!	#DIV/0!
45-49	23.6%	#DIV/0!	18.4%	26.1%	19.1%	25.0%	30.1%	21.8%	36.7%	21.3%	#DIV/0!	#DIV/0!
50-54	16.7%	#DIV/0!	20.1%	21.7%	12.7%	9.0%	12.3%	10.9%	15.2%	22.5%	#DIV/0!	#DIV/0!
55-59	11.4%	#DIV/0!	6.4%	5.8%	20.0%	17.0%	12.3%	14.5%	6.3%	18.8%	#DIV/0!	#DIV/0!
60-64	6.0%	#DIV/0!	3.8%	4.3%	5.5%	9.0%	5.5%	12.7%	8.9%	5.0%	#DIV/0!	#DIV/0!
65-69	6.4%	#DIV/0!	2.6%	9.4%	8.2%	9.0%	8.2%	1.8%	8.9%	6.3%	#DIV/0!	#DIV/0!
70-74	2.4%	#DIV/0!	1.3%	0.0%	7.3%	2.0%	2.7%	7.3%	1.3%	1.3%	#DIV/0!	#DIV/0!
>=75	0.5%	#DIV/0!	0.0%	0.0%	1.8%	1.0%	0.0%	0.0%	0.0%	1.3%	#DIV/0!	#DIV/0!
Total # of vehicles	869	0	234	138	110	100	73	55	79	80	0	0
Average speed	49.4	#DIV/0!	46.3	48.8	52.3	50.9	49.7	51.0	50.5	51.0	#DIV/0!	#DIV/0!
St. Dev.	10.0	#DIV/0!	9.1	9.8	10.9	11.2	10.3	10.4	8.7	8.7	#DIV/0!	#DIV/0!
85th percentile	60.7	#NUM!	54.8	58.5	65.2	64.4	60.9	62.2	61.7	59.2	#NUM!	#NUM!
Min	19.8	0.0	26.5	19.8	28.0	23.6	25.0	25.0	32.5	33.2	0.0	0.0
Max	75.6	0.0	72.6	69.6	75.6	75.6	71.1	71.1	71.9	74.8	0.0	0.0
Range	55.7	0.0	46.1	49.8	47.6	52.0	46.1	46.1	39.4	41.6	0.0	0.0

Vehicle Speed (0-25 FT Vehicles)	Hour											
	Total	20:00-21:00	21:00-22:00	22:00-23:00	23:00-00:00	00:00-01:00	01:00-02:00	02:00-03:00	03:00-04:00	04:00-05:00	05:00-06:00	06:00-07:00
MPH												
< 10	0.0%	#DIV/0!	0.0%	0.0%	0.0%	0.0%	0.0%	0.0%	0.0%	0.0%	#DIV/0!	#DIV/0!
10-14	0.0%	#DIV/0!	0.0%	0.0%	0.0%	0.0%	0.0%	0.0%	0.0%	0.0%	#DIV/0!	#DIV/0!
15-19	0.2%	#DIV/0!	0.0%	1.2%	0.0%	0.0%	0.0%	0.0%	0.0%	0.0%	#DIV/0!	#DIV/0!
20-24	0.4%	#DIV/0!	0.0%	1.2%	0.0%	1.9%	0.0%	0.0%	0.0%	0.0%	#DIV/0!	#DIV/0!
25-29	1.9%	#DIV/0!	1.3%	1.2%	1.4%	5.6%	2.5%	3.4%	0.0%	0.0%	#DIV/0!	#DIV/0!
30-34	6.1%	#DIV/0!	8.4%	4.9%	4.3%	5.6%	10.0%	0.0%	0.0%	6.9%	#DIV/0!	#DIV/0!
35-39	15.5%	#DIV/0!	23.2%	13.4%	7.2%	7.4%	17.5%	10.3%	16.7%	17.2%	#DIV/0!	#DIV/0!
40-44	13.2%	#DIV/0!	20.0%	8.5%	10.1%	13.0%	7.5%	13.8%	5.6%	10.3%	#DIV/0!	#DIV/0!
45-49	19.1%	#DIV/0!	16.1%	24.4%	21.7%	16.7%	20.0%	20.7%	27.8%	10.3%	#DIV/0!	#DIV/0!
50-54	17.0%	#DIV/0!	20.6%	23.2%	13.0%	11.1%	7.5%	10.3%	16.7%	20.7%	#DIV/0!	#DIV/0!
55-59	11.3%	#DIV/0!	5.2%	6.1%	20.3%	14.8%	12.5%	17.2%	11.1%	24.1%	#DIV/0!	#DIV/0!
60-64	5.5%	#DIV/0!	3.2%	4.9%	5.8%	9.3%	5.0%	13.8%	5.6%	3.4%	#DIV/0!	#DIV/0!
65-69	6.7%	#DIV/0!	0.6%	11.0%	7.2%	13.0%	15.0%	0.0%	11.1%	6.9%	#DIV/0!	#DIV/0!
70-74	2.7%	#DIV/0!	1.3%	0.0%	7.2%	1.9%	2.5%	10.3%	5.6%	0.0%	#DIV/0!	#DIV/0!
>=75	0.2%	#DIV/0!	0.0%	0.0%	1.4%	0.0%	0.0%	0.0%	0.0%	0.0%	#DIV/0!	#DIV/0!
Total # of vehicles	476	0	155	82	69	54	40	29	18	29	0	0
Average speed	48.8	#DIV/0!	45.1	49.1	52.3	50.5	49.4	51.7	52.0	49.8	#DIV/0!	#DIV/0!
St. Dev.	10.7	#DIV/0!	8.5	10.8	11.0	12.5	12.4	10.9	10.4	9.6	#DIV/0!	#DIV/0!
85th percentile	60.5	#NUM!	53.3	61.2	65.6	64.5	65.2	62.1	65.8	59.1	#NUM!	#NUM!
Min	19.8	0.0	27.3	19.8	28.0	23.6	25.0	25.0	37.7	33.2	0.0	0.0
Max	75.6	0.0	71.1	68.9	75.6	71.9	71.1	71.1	71.9	69.6	0.0	0.0
Range	55.7	0.0	43.9	49.1	47.6	48.3	46.1	46.1	34.2	36.4	0.0	0.0

Vehicle Speed (25-50 FT Vehicles)	Hour											
	Total	20:00-21:00	21:00-22:00	22:00-23:00	23:00-00:00	00:00-01:00	01:00-02:00	02:00-03:00	03:00-04:00	04:00-05:00	05:00-06:00	06:00-07:00
MPH												
< 10	0.0%	#DIV/0!	0.0%	0.0%	0.0%	0.0%	0.0%	0.0%	0.0%	0.0%	#DIV/0!	#DIV/0!
10-14	0.0%	#DIV/0!	0.0%	0.0%	0.0%	0.0%	0.0%	0.0%	0.0%	0.0%	#DIV/0!	#DIV/0!
15-19	0.0%	#DIV/0!	0.0%	0.0%	0.0%	0.0%	0.0%	0.0%	0.0%	0.0%	#DIV/0!	#DIV/0!
20-24	0.0%	#DIV/0!	0.0%	0.0%	0.0%	0.0%	0.0%	0.0%	0.0%	0.0%	#DIV/0!	#DIV/0!
25-29	0.4%	#DIV/0!	0.0%	0.0%	0.0%	0.0%	0.0%	5.6%	0.0%	0.0%	#DIV/0!	#DIV/0!
30-34	1.7%	#DIV/0!	3.8%	0.0%	4.5%	4.8%	0.0%	0.0%	0.0%	0.0%	#DIV/0!	#DIV/0!
35-39	10.7%	#DIV/0!	13.5%	15.2%	18.2%	9.5%	10.0%	5.6%	5.7%	6.1%	#DIV/0!	#DIV/0!
40-44	16.2%	#DIV/0!	13.5%	24.2%	9.1%	14.3%	10.0%	27.8%	17.1%	15.2%	#DIV/0!	#DIV/0!
45-49	28.6%	#DIV/0!	21.2%	36.4%	18.2%	28.6%	30.0%	16.7%	40.0%	33.3%	#DIV/0!	#DIV/0!
50-54	15.8%	#DIV/0!	23.1%	15.2%	4.5%	4.8%	25.0%	16.7%	8.6%	21.2%	#DIV/0!	#DIV/0!
55-59	10.7%	#DIV/0!	9.6%	0.0%	18.2%	23.8%	20.0%	5.6%	5.7%	12.1%	#DIV/0!	#DIV/0!
60-64	7.3%	#DIV/0!	7.3%	3.0%	4.5%	9.5%	0.0%	11.1%	14.3%	6.1%	#DIV/0!	#DIV/0!
65-69	5.6%	#DIV/0!	7.7%	6.1%	4.5%	0.0%	0.0%	5.6%	8.6%	6.1%	#DIV/0!	#DIV/0!
70-74	2.1%	#DIV/0!	0.0%	0.0%	13.6%	0.0%	5.0%	5.6%	0.0%	0.0%	#DIV/0!	#DIV/0!
>=75	0.9%	#DIV/0!	0.0%	0.0%	4.5%	4.8%	0.0%	0.0%	0.0%	0.0%	#DIV/0!	#DIV/0!
Total # of vehicle	234	0	52	33	22	21	20	18	35	33	0	0
Average speed	50.0	#DIV/0!	49.7	47.4	51.8	50.6	50.9	50.1	50.5	50.2	#DIV/0!	#DIV/0!
St. Dev.	9.1	#DIV/0!	9.4	7.8	12.2	10.0	7.5	10.8	8.4	7.8	#DIV/0!	#DIV/0!
85th percentile	60.7	#NUM!	60.8	53.4	65.2	59.2	56.4	62.2	62.1	58.6	#NUM!	#NUM!
Min	28.8	0.0	31.0	35.4	32.5	32.5	36.9	28.8	38.4	35.4	0.0	0.0
Max	75.6	0.0	68.1	69.6	74.1	75.6	71.1	71.1	68.1	68.1	0.0	0.0
Range	46.8	0.0	37.2	34.2	41.6	43.1	34.2	42.4	29.7	32.7	0.0	0.0

Vehicle Speed (50-75 FT Vehicles)	Hour											
	Total	20:00-21:00	21:00-22:00	22:00-23:00	23:00-00:00	00:00-01:00	01:00-02:00	02:00-03:00	03:00-04:00	04:00-05:00	05:00-06:00	06:00-07:00
MPH												
< 10	0.0%	#DIV/0!	0.0%	0.0%	0.0%	0.0%	0.0%	0.0%	0.0%	0.0%	#DIV/0!	#DIV/0!
10-14	0.0%	#DIV/0!	0.0%	0.0%	0.0%	0.0%	0.0%	0.0%	0.0%	0.0%	#DIV/0!	#DIV/0!
15-19	0.0%	#DIV/0!	0.0%	0.0%	0.0%	0.0%	0.0%	0.0%	0.0%	0.0%	#DIV/0!	#DIV/0!
20-24	0.0%	#DIV/0!	0.0%	0.0%	0.0%	0.0%	0.0%	0.0%	0.0%	0.0%	#DIV/0!	#DIV/0!
25-29	1.3%	#DIV/0!	7.1%	0.0%	0.0%	0.0%	0.0%	0.0%	0.0%	0.0%	#DIV/0!	#DIV/0!
30-34	3.8%	#DIV/0!	7.1%	0.0%	9.1%	0.0%	0.0%	0.0%	9.1%	0.0%	#DIV/0!	#DIV/0!
35-39	6.3%	#DIV/0!	0.0%	30.0%	0.0%	7.1%	12.5%	0.0%	0.0%	0.0%	#DIV/0!	#DIV/0!
40-44	22.8%	#DIV/0!	42.9%	30.0%	27.3%	21.4%	0.0%	33.3%	9.1%	12.5%	#DIV/0!	#DIV/0!
45-49	25.3%	#DIV/0!	14.3%	20.0%	9.1%	28.6%	62.5%	0.0%	54.5%	0.0%	#DIV/0!	#DIV/0!
50-54	16.5%	#DIV/0!	14.3%	0.0%	27.3%	7.1%	12.5%	0.0%	27.3%	37.5%	#DIV/0!	#DIV/0!
55-59	11.4%	#DIV/0!	7.1%	10.0%	18.2%	21.4%	0.0%	33.3%	0.0%	12.5%	#DIV/0!	#DIV/0!
60-64	5.1%	#DIV/0!	0.0%	10.0%	0.0%	7.1%	12.5%	33.3%	0.0%	0.0%	#DIV/0!	#DIV/0!
65-69	3.8%	#DIV/0!	0.0%	0.0%	9.1%	7.1%	0.0%	0.0%	0.0%	12.5%	#DIV/0!	#DIV/0!
70-74	2.5%	#DIV/0!	7.1%	0.0%	0.0%	0.0%	0.0%	0.0%	0.0%	12.5%	#DIV/0!	#DIV/0!
>=75	1.3%	#DIV/0!	0.0%	0.0%	0.0%	0.0%	0.0%	0.0%	0.0%	12.5%	#DIV/0!	#DIV/0!
Total # of vehicle	79	0	14	10	11	14	8	3	11	8	0	0
Average speed	48.8	#DIV/0!	46.3	44.7	49.8	50.2	48.3	54.8	47.2	56.1	#DIV/0!	#DIV/0!
St. Dev.	9.4	#DIV/0!	11.1	8.4	10.0	9.3	6.6	9.8	6.5	11.2	#DIV/0!	#DIV/0!
85th percentile	58.1	#NUM!	52.8	52.9	58.5	58.1	53.1	61.1	53.7	67.5	#NUM!	#NUM!
Min	26.5	0.0	26.5	36.2	31.7	35.4	39.9	43.6	32.5	41.4	0.0	0.0
Max	74.8	0.0	72.6	62.2	68.1	67.4	61.5	62.2	54.8	74.8	0.0	0.0
Range	48.3	0.0	46.1	26.0	36.4	32.0	21.6	18.6	22.3	33.4	0.0	0.0



Vehicle Speed (+75 FT Vehicles)	Hour											
	Total	20:00-21:00	21:00-22:00	22:00-23:00	23:00-00:00	00:00-01:00	01:00-02:00	02:00-03:00	03:00-04:00	04:00-05:00	05:00-06:00	06:00-07:00
MPH												
< 10	0.0%	#DIV/0!	0.0%	0.0%	0.0%	0.0%	0.0%	0.0%	0.0%	0.0%	#DIV/0!	#DIV/0!
10-14	0.0%	#DIV/0!	0.0%	0.0%	0.0%	0.0%	0.0%	0.0%	0.0%	0.0%	#DIV/0!	#DIV/0!
15-19	0.0%	#DIV/0!	0.0%	0.0%	0.0%	0.0%	0.0%	0.0%	0.0%	0.0%	#DIV/0!	#DIV/0!
20-24	0.0%	#DIV/0!	0.0%	0.0%	0.0%	0.0%	0.0%	0.0%	0.0%	0.0%	#DIV/0!	#DIV/0!
25-29	0.0%	#DIV/0!	0.0%	0.0%	0.0%	0.0%	0.0%	0.0%	0.0%	0.0%	#DIV/0!	#DIV/0!
30-34	1.3%	#DIV/0!	7.7%	0.0%	0.0%	0.0%	0.0%	0.0%	0.0%	0.0%	#DIV/0!	#DIV/0!
35-39	2.5%	#DIV/0!	15.4%	0.0%	0.0%	0.0%	0.0%	0.0%	0.0%	0.0%	#DIV/0!	#DIV/0!
40-44	13.8%	#DIV/0!	15.4%	7.7%	12.5%	0.0%	20.0%	20.0%	26.7%	10.0%	#DIV/0!	#DIV/0!
45-49	33.8%	#DIV/0!	38.5%	15.4%	12.5%	54.5%	60.0%	60.0%	26.7%	30.0%	#DIV/0!	#DIV/0!
50-54	17.5%	#DIV/0!	7.7%	46.2%	12.5%	9.1%	0.0%	0.0%	20.0%	20.0%	#DIV/0!	#DIV/0!
55-59	13.8%	#DIV/0!	7.7%	15.4%	25.0%	9.1%	0.0%	20.0%	6.7%	30.0%	#DIV/0!	#DIV/0!
60-64	6.3%	#DIV/0!	0.0%	0.0%	12.5%	9.1%	20.0%	0.0%	6.7%	10.0%	#DIV/0!	#DIV/0!
65-69	10.0%	#DIV/0!	7.7%	15.4%	25.0%	9.1%	0.0%	0.0%	13.3%	0.0%	#DIV/0!	#DIV/0!
70-74	1.3%	#DIV/0!	0.0%	0.0%	0.0%	9.1%	0.0%	0.0%	0.0%	0.0%	#DIV/0!	#DIV/0!
>=75	0.0%	#DIV/0!	0.0%	0.0%	0.0%	0.0%	0.0%	0.0%	0.0%	0.0%	#DIV/0!	#DIV/0!
Total # of vehicle	80	0	13	13	8	11	5	5	15	10	0	0
Average speed	51.9	#DIV/0!	47.2	53.7	57.0	54.0	50.3	47.9	51.2	53.3	#DIV/0!	#DIV/0!
St. Dev.	8.3	#DIV/0!	9.1	7.3	8.5	9.1	6.2	7.2	8.7	6.1	#DIV/0!	#DIV/0!
85th percentile	61.6	#NUM!	55.7	58.2	65.0	65.9	54.0	52.4	60.9	57.7	#NUM!	#NUM!
Min	34.0	0.0	34.0	43.6	44.4	45.9	44.4	40.6	42.1	44.4	0.0	0.0
Max	70.4	0.0	67.4	69.6	69.6	70.4	60.7	60.0	69.6	64.4	0.0	0.0
Range	36.4	0.0	33.4	26.0	25.3	24.5	16.4	19.3	27.5	20.1	0.0	0.0

Day 5 1<sup>st</sup> WZ

Vehicle Speed (all vehicles)	Total	Hour										
		20:00-21:00	21:00-22:00	22:00-23:00	23:00-00:00	00:00-01:00	01:00-02:00	02:00-03:00	03:00-04:00	04:00-05:00	05:00-06:00	06:00-07:00
MPH												
< 10	0.4%	#DIV/0!	0.5%	0.3%	1.4%	0.0%	0.0%	0.0%	0.0%	0.0%	#DIV/0!	#DIV/0!
10-14	0.9%	#DIV/0!	0.9%	0.0%	5.2%	0.0%	0.0%	0.0%	0.0%	0.0%	#DIV/0!	#DIV/0!
15-19	1.2%	#DIV/0!	2.5%	0.3%	4.3%	0.0%	0.0%	0.0%	0.0%	0.0%	#DIV/0!	#DIV/0!
20-24	5.3%	#DIV/0!	7.4%	6.8%	10.4%	5.2%	2.2%	0.9%	0.0%	0.0%	#DIV/0!	#DIV/0!
25-29	8.0%	#DIV/0!	11.7%	8.1%	10.9%	12.6%	6.5%	3.4%	0.0%	0.0%	#DIV/0!	#DIV/0!
30-34	15.0%	#DIV/0!	21.2%	19.0%	18.0%	16.7%	16.7%	4.3%	2.2%	1.3%	#DIV/0!	#DIV/0!
35-39	20.0%	#DIV/0!	20.5%	25.5%	24.6%	28.2%	23.2%	14.5%	3.6%	7.2%	#DIV/0!	#DIV/0!
40-44	17.5%	#DIV/0!	12.2%	20.3%	10.4%	18.4%	29.0%	18.8%	23.7%	18.4%	#DIV/0!	#DIV/0!
45-49	11.4%	#DIV/0!	9.0%	9.0%	6.2%	9.2%	8.0%	20.5%	24.5%	17.1%	#DIV/0!	#DIV/0!
50-54	10.9%	#DIV/0!	9.3%	7.1%	2.8%	4.0%	5.1%	19.7%	22.3%	30.3%	#DIV/0!	#DIV/0!
55-59	5.2%	#DIV/0!	3.2%	1.6%	2.8%	4.0%	6.5%	8.5%	11.5%	13.8%	#DIV/0!	#DIV/0!
60-64	2.3%	#DIV/0!	0.7%	1.6%	0.9%	0.6%	0.0%	6.8%	7.2%	5.9%	#DIV/0!	#DIV/0!
65-69	1.2%	#DIV/0!	0.5%	0.3%	0.5%	0.6%	2.2%	2.6%	3.6%	3.3%	#DIV/0!	#DIV/0!
70-74	0.4%	#DIV/0!	0.2%	0.0%	0.9%	0.0%	0.7%	0.0%	0.7%	1.3%	#DIV/0!	#DIV/0!
>=75	0.3%	#DIV/0!	0.2%	0.0%	0.0%	0.6%	0.0%	0.0%	0.7%	1.3%	#DIV/0!	#DIV/0!
Total # of vehicles	1684	0	443	310	211	174	138	117	139	152	0	0
Average speed	40.5	#DIV/0!	37.3	38.5	34.2	38.5	41.1	46.7	50.0	50.7	#DIV/0!	#DIV/0!
St. Dev.	11.1	#DIV/0!	10.6	8.9	11.7	9.3	9.2	9.1	8.0	8.4	#DIV/0!	#DIV/0!
85th percentile	51.4	#NUM!	48.8	47.5	44.9	47.5	48.8	55.3	58.3	59.2	#NUM!	#NUM!
Min	7.1	0.0	9.7	7.1	8.4	20.2	20.2	20.2	34.5	31.9	0.0	0.0
Max	93.0	0.0	77.4	67.0	73.5	77.4	70.9	68.3	80.0	93.0	0.0	0.0
Range	85.8	0.0	67.6	59.8	65.0	57.2	50.7	48.1	45.5	61.1	0.0	0.0

Vehicle Speed (0-25 FT Vehicles)	Total	Hour										
		20:00-21:00	21:00-22:00	22:00-23:00	23:00-00:00	00:00-01:00	01:00-02:00	02:00-03:00	03:00-04:00	04:00-05:00	05:00-06:00	06:00-07:00
MPH												
< 10	0.4%	#DIV/0!	0.5%	0.0%	1.7%	0.0%	0.0%	0.0%	0.0%	0.0%	#DIV/0!	#DIV/0!
10-14	0.9%	#DIV/0!	1.0%	0.0%	4.7%	0.0%	0.0%	0.0%	0.0%	0.0%	#DIV/0!	#DIV/0!
15-19	1.1%	#DIV/0!	1.8%	0.0%	4.1%	0.0%	0.0%	0.0%	0.0%	0.0%	#DIV/0!	#DIV/0!
20-24	4.7%	#DIV/0!	7.0%	4.9%	9.9%	1.6%	1.1%	1.4%	0.0%	0.0%	#DIV/0!	#DIV/0!
25-29	7.8%	#DIV/0!	12.6%	7.8%	7.6%	8.9%	4.3%	2.9%	0.0%	0.0%	#DIV/0!	#DIV/0!
30-34	15.5%	#DIV/0!	20.4%	18.9%	16.9%	17.9%	14.0%	7.1%	2.7%	0.0%	#DIV/0!	#DIV/0!
35-39	20.0%	#DIV/0!	20.6%	23.8%	26.2%	30.1%	20.4%	10.0%	2.7%	5.0%	#DIV/0!	#DIV/0!
40-44	16.4%	#DIV/0!	11.9%	21.3%	12.2%	16.3%	32.3%	14.3%	16.4%	15.8%	#DIV/0!	#DIV/0!
45-49	10.0%	#DIV/0!	8.5%	9.8%	7.0%	12.2%	7.5%	17.1%	17.8%	10.9%	#DIV/0!	#DIV/0!
50-54	12.0%	#DIV/0!	10.3%	9.0%	3.5%	4.9%	7.5%	22.9%	26.0%	35.6%	#DIV/0!	#DIV/0!
55-59	6.0%	#DIV/0!	3.6%	2.0%	3.5%	5.7%	8.6%	14.3%	12.3%	16.8%	#DIV/0!	#DIV/0!
60-64	2.6%	#DIV/0!	0.8%	2.0%	1.2%	0.8%	0.0%	7.1%	12.3%	7.9%	#DIV/0!	#DIV/0!
65-69	1.5%	#DIV/0!	0.5%	0.4%	0.6%	0.8%	3.2%	2.9%	6.8%	4.0%	#DIV/0!	#DIV/0!
70-74	0.6%	#DIV/0!	0.3%	0.0%	1.2%	0.0%	1.1%	0.0%	1.4%	2.0%	#DIV/0!	#DIV/0!
>=75	0.4%	#DIV/0!	0.3%	0.0%	0.0%	0.8%	0.0%	0.0%	1.4%	2.0%	#DIV/0!	#DIV/0!
Total # of vehicles	1264	0	388	244	172	123	93	70	73	101	0	0
Average speed	40.9	#DIV/0!	37.6	39.6	35.3	40.3	43.0	47.6	52.4	52.5	#DIV/0!	#DIV/0!
St. Dev.	11.4	#DIV/0!	10.8	8.8	12.0	9.2	9.5	9.8	9.2	8.6	#DIV/0!	#DIV/0!
85th percentile	52.7	#NUM!	50.1	48.8	46.2	48.4	52.7	57.9	62.0	59.4	#NUM!	#NUM!
Min	8.4	0.0	9.7	20.2	8.4	22.8	22.8	20.2	34.5	35.8	0.0	0.0
Max	93.0	0.0	77.4	67.0	73.5	77.4	70.9	68.3	80.0	93.0	0.0	0.0
Range	84.5	0.0	67.6	46.8	65.0	54.6	48.1	48.1	45.5	57.2	0.0	0.0

Vehicle Speed (25-50 FT Vehicles)	Hour											
	Total	20:00-21:00	21:00-22:00	22:00-23:00	23:00-00:00	00:00-01:00	01:00-02:00	02:00-03:00	03:00-04:00	04:00-05:00	05:00-06:00	06:00-07:00
MPH												
< 10	0.4%	#DIV/0!	0.0%	2.8%	0.0%	0.0%	0.0%	0.0%	0.0%	0.0%	#DIV/0!	#DIV/0!
10-14	1.3%	#DIV/0!	0.0%	0.0%	15.0%	0.0%	0.0%	0.0%	0.0%	0.0%	#DIV/0!	#DIV/0!
15-19	3.0%	#DIV/0!	12.5%	2.8%	10.0%	0.0%	0.0%	0.0%	0.0%	0.0%	#DIV/0!	#DIV/0!
20-24	5.5%	#DIV/0!	3.1%	8.3%	20.0%	10.7%	9.1%	0.0%	0.0%	0.0%	#DIV/0!	#DIV/0!
25-29	6.8%	#DIV/0!	3.1%	5.6%	20.0%	17.9%	13.6%	4.5%	0.0%	0.0%	#DIV/0!	#DIV/0!
30-34	12.2%	#DIV/0!	25.0%	16.7%	20.0%	14.3%	18.2%	0.0%	2.6%	5.1%	#DIV/0!	#DIV/0!
35-39	18.1%	#DIV/0!	15.6%	36.1%	10.0%	21.4%	36.4%	4.5%	7.9%	12.8%	#DIV/0!	#DIV/0!
40-44	21.5%	#DIV/0!	18.8%	19.4%	5.0%	28.6%	18.2%	27.3%	28.9%	20.5%	#DIV/0!	#DIV/0!
45-49	15.2%	#DIV/0!	18.8%	8.3%	0.0%	3.6%	4.5%	22.7%	28.9%	23.1%	#DIV/0!	#DIV/0!
50-54	10.1%	#DIV/0!	3.1%	0.0%	0.0%	3.6%	0.0%	22.7%	18.4%	25.6%	#DIV/0!	#DIV/0!
55-59	3.0%	#DIV/0!	0.0%	0.0%	0.0%	0.0%	0.0%	0.0%	10.5%	7.7%	#DIV/0!	#DIV/0!
60-64	2.1%	#DIV/0!	0.0%	0.0%	0.0%	0.0%	0.0%	13.6%	2.6%	2.6%	#DIV/0!	#DIV/0!
65-69	0.8%	#DIV/0!	0.0%	0.0%	0.0%	0.0%	0.0%	4.5%	0.0%	2.6%	#DIV/0!	#DIV/0!
70-74	0.0%	#DIV/0!	0.0%	0.0%	0.0%	0.0%	0.0%	0.0%	0.0%	0.0%	#DIV/0!	#DIV/0!
>=75	0.0%	#DIV/0!	0.0%	0.0%	0.0%	0.0%	0.0%	0.0%	0.0%	0.0%	#DIV/0!	#DIV/0!
Total # of vehicle	237	0	32	36	20	28	22	22	38	39	0	0
Average speed	39.9	#DIV/0!	36.5	35.7	25.9	35.6	35.6	48.6	47.2	47.5	#DIV/0!	#DIV/0!
St. Dev.	10.8	#DIV/0!	10.3	8.8	8.9	8.2	7.3	8.8	6.3	7.6	#DIV/0!	#DIV/0!
85th percentile	50.1	#NUM!	46.2	44.5	34.7	43.5	43.2	59.5	52.7	54.0	#NUM!	#NUM!
Min	7.1	0.0	16.3	7.1	11.0	21.5	20.2	29.3	34.5	31.9	0.0	0.0
Max	68.3	0.0	51.4	48.8	42.3	51.4	47.5	65.7	64.4	68.3	0.0	0.0
Range	61.1	0.0	35.1	41.6	31.2	29.9	27.3	36.4	29.9	36.4	0.0	0.0

Vehicle Speed (50-75 FT Vehicles)	Hour											
	Total	20:00-21:00	21:00-22:00	22:00-23:00	23:00-00:00	00:00-01:00	01:00-02:00	02:00-03:00	03:00-04:00	04:00-05:00	05:00-06:00	06:00-07:00
MPH												
< 10	0.0%	#DIV/0!	0.0%	0.0%	0.0%	0.0%	0.0%	0.0%	0.0%	0.0%	#DIV/0!	#DIV/0!
10-14	0.0%	#DIV/0!	0.0%	0.0%	0.0%	0.0%	0.0%	0.0%	0.0%	0.0%	#DIV/0!	#DIV/0!
15-19	0.0%	#DIV/0!	0.0%	0.0%	0.0%	0.0%	0.0%	0.0%	0.0%	0.0%	#DIV/0!	#DIV/0!
20-24	9.1%	#DIV/0!	26.3%	22.2%	5.6%	14.3%	0.0%	0.0%	0.0%	0.0%	#DIV/0!	#DIV/0!
25-29	12.2%	#DIV/0!	5.3%	14.8%	33.3%	28.6%	9.5%	4.0%	0.0%	0.0%	#DIV/0!	#DIV/0!
30-34	17.1%	#DIV/0!	36.8%	25.9%	27.8%	14.3%	28.6%	0.0%	0.0%	0.0%	#DIV/0!	#DIV/0!
35-39	21.3%	#DIV/0!	21.1%	18.5%	27.8%	28.6%	23.8%	36.0%	0.0%	12.5%	#DIV/0!	#DIV/0!
40-44	19.5%	#DIV/0!	10.5%	14.8%	5.6%	14.3%	23.8%	24.0%	32.0%	37.5%	#DIV/0!	#DIV/0!
45-49	13.4%	#DIV/0!	0.0%	3.7%	0.0%	0.0%	9.5%	28.0%	36.0%	37.5%	#DIV/0!	#DIV/0!
50-54	4.3%	#DIV/0!	0.0%	0.0%	0.0%	0.0%	0.0%	8.0%	20.0%	0.0%	#DIV/0!	#DIV/0!
55-59	3.0%	#DIV/0!	0.0%	0.0%	0.0%	0.0%	4.8%	0.0%	12.0%	12.5%	#DIV/0!	#DIV/0!
60-64	0.0%	#DIV/0!	0.0%	0.0%	0.0%	0.0%	0.0%	0.0%	0.0%	0.0%	#DIV/0!	#DIV/0!
65-69	0.0%	#DIV/0!	0.0%	0.0%	0.0%	0.0%	0.0%	0.0%	0.0%	0.0%	#DIV/0!	#DIV/0!
70-74	0.0%	#DIV/0!	0.0%	0.0%	0.0%	0.0%	0.0%	0.0%	0.0%	0.0%	#DIV/0!	#DIV/0!
>=75	0.0%	#DIV/0!	0.0%	0.0%	0.0%	0.0%	0.0%	0.0%	0.0%	0.0%	#DIV/0!	#DIV/0!
Total # of vehicle	164	0	19	27	18	21	21	25	25	8	0	0
Average speed	37.7	#DIV/0!	32.0	32.4	32.5	32.2	38.2	42.5	47.8	46.5	#DIV/0!	#DIV/0!
St. Dev.	8.8	#DIV/0!	6.7	7.3	6.0	7.1	7.3	5.4	4.5	4.8	#DIV/0!	#DIV/0!
85th percentile	47.5	#NUM!	38.7	41.1	38.9	39.7	44.9	48.0	51.4	48.8	#NUM!	#NUM!
Min	20.2	0.0	21.5	21.5	22.8	20.2	28.0	29.3	41.0	39.7	0.0	0.0
Max	57.9	0.0	42.3	46.2	44.9	43.6	57.9	51.4	57.9	55.3	0.0	0.0
Range	37.7	0.0	20.8	24.7	22.1	23.4	29.9	22.1	16.9	15.6	0.0	0.0

Vehicle Speed (+75 FT Vehicles)	Hour											
	Total	20:00-21:00	21:00-22:00	22:00-23:00	23:00-00:00	00:00-01:00	01:00-02:00	02:00-03:00	03:00-04:00	04:00-05:00	05:00-06:00	06:00-07:00
MPH												
< 10		0.0% #DIV/0!	0.0%	0.0%	0.0%	0.0%	0.0%	0.0% #DIV/0!	0.0%	0.0%	#DIV/0!	#DIV/0!
10-14		0.0% #DIV/0!	0.0%	0.0%	0.0%	0.0%	0.0%	0.0% #DIV/0!	0.0%	0.0%	#DIV/0!	#DIV/0!
15-19		0.0% #DIV/0!	0.0%	0.0%	0.0%	0.0%	0.0%	0.0% #DIV/0!	0.0%	0.0%	#DIV/0!	#DIV/0!
20-24		5.3% #DIV/0!	0.0%	0.0%	0.0%	50.0%	0.0%	0.0% #DIV/0!	0.0%	0.0%	#DIV/0!	#DIV/0!
25-29		5.3% #DIV/0!	25.0%	0.0%	0.0%	0.0%	0.0%	0.0% #DIV/0!	0.0%	0.0%	#DIV/0!	#DIV/0!
30-34		0.0% #DIV/0!	0.0%	0.0%	0.0%	0.0%	0.0%	0.0% #DIV/0!	0.0%	0.0%	#DIV/0!	#DIV/0!
35-39		26.3% #DIV/0!	50.0%	100.0%	0.0%	0.0%	0.0%	0.0% #DIV/0!	0.0%	0.0%	#DIV/0!	#DIV/0!
40-44		26.3% #DIV/0!	0.0%	0.0%	0.0%	50.0%	50.0%	0.0% #DIV/0!	66.7%	25.0%	#DIV/0!	#DIV/0!
45-49		36.8% #DIV/0!	25.0%	0.0%	100.0%	0.0%	50.0%	0.0% #DIV/0!	33.3%	75.0%	#DIV/0!	#DIV/0!
50-54		0.0% #DIV/0!	0.0%	0.0%	0.0%	0.0%	0.0%	0.0% #DIV/0!	0.0%	0.0%	#DIV/0!	#DIV/0!
55-59		0.0% #DIV/0!	0.0%	0.0%	0.0%	0.0%	0.0%	0.0% #DIV/0!	0.0%	0.0%	#DIV/0!	#DIV/0!
60-64		0.0% #DIV/0!	0.0%	0.0%	0.0%	0.0%	0.0%	0.0% #DIV/0!	0.0%	0.0%	#DIV/0!	#DIV/0!
65-69		0.0% #DIV/0!	0.0%	0.0%	0.0%	0.0%	0.0%	0.0% #DIV/0!	0.0%	0.0%	#DIV/0!	#DIV/0!
70-74		0.0% #DIV/0!	0.0%	0.0%	0.0%	0.0%	0.0%	0.0% #DIV/0!	0.0%	0.0%	#DIV/0!	#DIV/0!
>=75		0.0% #DIV/0!	0.0%	0.0%	0.0%	0.0%	0.0%	0.0% #DIV/0!	0.0%	0.0%	#DIV/0!	#DIV/0!
Total # of vehicle	19	0	4	3	1	2	2	0	3	4	0	0
Average speed	41.8	#DIV/0!	38.7	38.8	47.5	31.2	45.5	#DIV/0!	45.3	46.8	#DIV/0!	#DIV/0!
St. Dev.	7.6	#DIV/0!	9.1	1.5	#DIV/0!	15.6	4.6	#DIV/0!	3.0	1.3	#DIV/0!	#DIV/0!
85th percentile	47.9	#NUM!	44.7	39.7	47.5	38.9	47.8	#NUM!	47.2	47.5	#NUM!	#NUM!
Min	20.2	0.0	26.7	37.1	47.5	20.2	42.3	0.0	43.6	44.9	0.0	0.0
Max	48.8	0.0	48.8	39.7	47.5	42.3	48.8	0.0	48.8	47.5	0.0	0.0
Range	28.6	0.0	22.1	2.6	0.0	22.1	6.5	0.0	5.2	2.6	0.0	0.0

Day 5 2<sup>nd</sup> WZ

Vehicle Speed (all vehicles)	Hour											
	Total	20:00-21:00	21:00-22:00	22:00-23:00	23:00-00:00	00:00-01:00	01:00-02:00	02:00-03:00	03:00-04:00	04:00-05:00	05:00-06:00	06:00-07:00
MPH												
< 10	0.1%	#DIV/0!	0.0%	0.0%	0.0%	0.0%	0.7%	0.0%	0.0%	0.0%	#DIV/0!	#DIV/0!
10-14	0.2%	#DIV/0!	0.0%	0.0%	1.5%	0.0%	0.0%	0.0%	0.0%	0.0%	#DIV/0!	#DIV/0!
15-19	1.8%	#DIV/0!	0.0%	0.3%	3.4%	2.9%	6.6%	5.7%	0.0%	0.6%	#DIV/0!	#DIV/0!
20-24	3.1%	#DIV/0!	1.2%	2.4%	2.5%	7.4%	8.8%	8.2%	0.0%	0.0%	#DIV/0!	#DIV/0!
25-29	6.2%	#DIV/0!	4.8%	2.0%	7.4%	13.7%	15.4%	10.7%	2.8%	0.0%	#DIV/0!	#DIV/0!
30-34	14.1%	#DIV/0!	13.4%	8.8%	17.7%	25.1%	23.5%	17.2%	10.3%	1.3%	#DIV/0!	#DIV/0!
35-39	24.5%	#DIV/0!	27.0%	23.0%	31.0%	24.6%	23.5%	28.7%	15.2%	18.6%	#DIV/0!	#DIV/0!
40-44	18.4%	#DIV/0!	16.5%	20.9%	17.2%	17.7%	8.1%	17.2%	22.8%	26.9%	#DIV/0!	#DIV/0!
45-49	15.1%	#DIV/0!	18.7%	18.9%	11.3%	5.1%	9.6%	4.1%	22.1%	21.2%	#DIV/0!	#DIV/0!
50-54	8.9%	#DIV/0!	9.8%	11.5%	3.9%	3.4%	2.2%	4.9%	17.2%	15.4%	#DIV/0!	#DIV/0!
55-59	3.9%	#DIV/0!	4.8%	6.1%	1.0%	0.0%	0.7%	2.5%	4.8%	9.0%	#DIV/0!	#DIV/0!
60-64	1.9%	#DIV/0!	2.9%	2.7%	1.0%	0.0%	0.7%	0.8%	3.4%	1.9%	#DIV/0!	#DIV/0!
65-69	1.0%	#DIV/0!	0.5%	1.4%	1.0%	0.0%	0.0%	0.0%	1.4%	4.5%	#DIV/0!	#DIV/0!
70-74	0.3%	#DIV/0!	0.2%	0.3%	1.0%	0.0%	0.0%	0.0%	0.0%	0.6%	#DIV/0!	#DIV/0!
>=75	0.4%	#DIV/0!	0.2%	1.7%	0.0%	0.0%	0.0%	0.0%	0.0%	0.0%	#DIV/0!	#DIV/0!
Total # of vehicles	1651	0	418	296	203	175	136	122	145	156	0	0
Average speed	40.8	#DIV/0!	42.3	44.0	38.0	35.1	33.7	35.9	45.0	47.0	#DIV/0!	#DIV/0!
St. Dev.	9.9	#DIV/0!	9.1	9.7	9.6	7.7	9.1	9.3	8.3	8.5	#DIV/0!	#DIV/0!
85th percentile	50.1	#NUM!	51.2	52.3	46.6	43.2	42.9	44.3	53.9	55.8	#NUM!	#NUM!
Min	6.6	0.0	20.3	15.7	12.3	15.7	6.6	16.9	27.2	19.2	0.0	0.0
Max	82.1	0.0	82.1	82.1	71.8	54.6	60.3	62.6	68.4	70.6	0.0	0.0
Range	75.5	0.0	61.8	66.3	59.5	38.9	53.8	45.7	41.2	51.5	0.0	0.0

Vehicle Speed (0-25 FT Vehicles)	Hour											
	Total	20:00-21:00	21:00-22:00	22:00-23:00	23:00-00:00	00:00-01:00	01:00-02:00	02:00-03:00	03:00-04:00	04:00-05:00	05:00-06:00	06:00-07:00
MPH												
< 10	0.1%	#DIV/0!	0.0%	0.0%	0.0%	0.0%	1.1%	0.0%	0.0%	0.0%	#DIV/0!	#DIV/0!
10-14	0.2%	#DIV/0!	0.0%	0.0%	1.3%	0.0%	0.0%	0.0%	0.0%	0.0%	#DIV/0!	#DIV/0!
15-19	1.2%	#DIV/0!	0.0%	0.5%	2.6%	1.6%	4.5%	2.7%	0.0%	1.1%	#DIV/0!	#DIV/0!
20-24	2.5%	#DIV/0!	1.2%	2.3%	1.9%	4.9%	7.9%	4.0%	0.0%	0.0%	#DIV/0!	#DIV/0!
25-29	5.1%	#DIV/0!	4.0%	1.9%	5.8%	10.7%	11.2%	10.7%	1.5%	0.0%	#DIV/0!	#DIV/0!
30-34	13.6%	#DIV/0!	13.2%	5.2%	16.9%	24.6%	25.8%	18.7%	10.3%	1.1%	#DIV/0!	#DIV/0!
35-39	24.0%	#DIV/0!	26.5%	21.1%	29.9%	26.2%	22.5%	28.0%	14.7%	14.4%	#DIV/0!	#DIV/0!
40-44	18.6%	#DIV/0!	16.9%	21.1%	19.5%	19.7%	10.1%	21.3%	16.2%	23.3%	#DIV/0!	#DIV/0!
45-49	16.4%	#DIV/0!	19.7%	21.1%	13.6%	7.4%	11.2%	4.0%	23.5%	20.0%	#DIV/0!	#DIV/0!
50-54	9.6%	#DIV/0!	9.5%	12.7%	5.2%	4.9%	3.4%	6.7%	17.6%	18.9%	#DIV/0!	#DIV/0!
55-59	4.7%	#DIV/0!	4.9%	6.6%	1.3%	0.0%	1.1%	2.7%	8.8%	13.3%	#DIV/0!	#DIV/0!
60-64	2.5%	#DIV/0!	3.4%	3.8%	1.3%	0.0%	1.1%	1.3%	4.4%	2.2%	#DIV/0!	#DIV/0!
65-69	1.1%	#DIV/0!	0.3%	1.9%	0.0%	0.0%	0.0%	0.0%	2.9%	5.6%	#DIV/0!	#DIV/0!
70-74	0.3%	#DIV/0!	0.3%	0.5%	0.6%	0.0%	0.0%	0.0%	0.0%	0.0%	#DIV/0!	#DIV/0!
>=75	0.3%	#DIV/0!	0.0%	1.4%	0.0%	0.0%	0.0%	0.0%	0.0%	0.0%	#DIV/0!	#DIV/0!
Total # of vehicles	1136	0	325	213	154	122	89	75	68	90	0	0
Average speed	41.6	#DIV/0!	42.5	45.0	38.7	36.5	34.9	37.7	46.3	48.3	#DIV/0!	#DIV/0!
St. Dev.	9.7	#DIV/0!	8.8	9.5	8.9	7.6	9.5	9.0	9.1	8.9	#DIV/0!	#DIV/0!
85th percentile	51.2	#NUM!	51.2	53.9	46.6	44.3	46.4	44.3	55.7	58.1	#NUM!	#NUM!
Min	6.6	0.0	20.3	15.7	13.5	15.7	6.6	16.9	29.5	19.2	0.0	0.0
Max	75.2	0.0	71.8	75.2	70.6	54.6	60.3	62.6	68.4	69.5	0.0	0.0
Range	68.6	0.0	51.5	59.5	57.2	38.9	53.8	45.7	38.9	50.3	0.0	0.0

		Hour										
Vehicle Speed (25-50 FT Vehicles)	Total	20:00-21:00	21:00-22:00	22:00-23:00	23:00-00:00	00:00-01:00	01:00-02:00	02:00-03:00	03:00-04:00	04:00-05:00	05:00-06:00	06:00-07:00
		MPH										
< 10	0.0%	#DIV/0!	0.0%	0.0%	0.0%	0.0%	0.0%	0.0%	0.0%	0.0%	#DIV/0!	#DIV/0!
10-14	0.0%	#DIV/0!	0.0%	0.0%	0.0%	0.0%	0.0%	0.0%	0.0%	0.0%	#DIV/0!	#DIV/0!
15-19	2.5%	#DIV/0!	0.0%	0.0%	8.3%	7.1%	10.5%	5.6%	0.0%	0.0%	#DIV/0!	#DIV/0!
20-24	2.5%	#DIV/0!	0.0%	2.4%	4.2%	10.7%	5.3%	5.6%	0.0%	0.0%	#DIV/0!	#DIV/0!
25-29	4.3%	#DIV/0!	3.7%	0.0%	4.2%	14.3%	21.1%	5.6%	0.0%	0.0%	#DIV/0!	#DIV/0!
30-34	9.4%	#DIV/0!	9.3%	7.1%	8.3%	21.4%	21.1%	11.1%	7.0%	2.0%	#DIV/0!	#DIV/0!
35-39	26.3%	#DIV/0!	29.6%	31.0%	37.5%	25.0%	26.3%	44.4%	11.6%	20.0%	#DIV/0!	#DIV/0!
40-44	23.7%	#DIV/0!	16.7%	23.8%	16.7%	21.4%	5.3%	5.6%	39.5%	36.0%	#DIV/0!	#DIV/0!
45-49	12.9%	#DIV/0!	13.0%	11.9%	8.3%	0.0%	10.5%	11.1%	18.6%	20.0%	#DIV/0!	#DIV/0!
50-54	9.7%	#DIV/0!	14.8%	9.5%	0.0%	0.0%	0.0%	5.6%	18.6%	12.0%	#DIV/0!	#DIV/0!
55-59	3.6%	#DIV/0!	7.4%	9.5%	0.0%	0.0%	0.0%	5.6%	0.0%	2.0%	#DIV/0!	#DIV/0!
60-64	1.4%	#DIV/0!	1.9%	0.0%	0.0%	0.0%	0.0%	0.0%	4.7%	2.0%	#DIV/0!	#DIV/0!
65-69	1.8%	#DIV/0!	1.9%	0.0%	8.3%	0.0%	0.0%	0.0%	0.0%	4.0%	#DIV/0!	#DIV/0!
70-74	0.7%	#DIV/0!	0.0%	0.0%	4.2%	0.0%	0.0%	0.0%	0.0%	0.0%	#DIV/0!	#DIV/0!
>=75	1.1%	#DIV/0!	1.9%	4.8%	0.0%	0.0%	0.0%	0.0%	0.0%	0.0%	#DIV/0!	#DIV/0!
Total # of vehicle	278	0	54	42	24	28	19	18	43	50	0	0
Average speed	42.0	#DIV/0!	44.2	44.6	40.3	33.3	32.7	37.6	45.0	45.8	#DIV/0!	#DIV/0!
St. Dev.	10.4	#DIV/0!	10.3	10.6	13.6	7.8	8.5	9.3	6.5	8.4	#DIV/0!	#DIV/0!
85th percentile	50.1	#NUM!	53.5	53.5	46.6	42.0	40.4	46.0	51.7	53.1	#NUM!	#NUM!
Min	15.7	0.0	27.2	24.9	15.7	16.9	16.9	19.2	34.0	30.6	0.0	0.0
Max	82.1	0.0	82.1	82.1	71.8	44.3	46.6	56.9	61.5	70.6	0.0	0.0
Range	66.3	0.0	54.9	57.2	56.0	27.4	29.7	37.7	27.4	40.0	0.0	0.0

		Hour										
Vehicle Speed (50-75 FT Vehicles)	Total	20:00-21:00	21:00-22:00	22:00-23:00	23:00-00:00	00:00-01:00	01:00-02:00	02:00-03:00	03:00-04:00	04:00-05:00	05:00-06:00	06:00-07:00
		MPH										
< 10	0.0%	#DIV/0!	0.0%	0.0%	0.0%	0.0%	0.0%	0.0%	0.0%	0.0%	#DIV/0!	#DIV/0!
10-14	0.5%	#DIV/0!	0.0%	0.0%	5.6%	0.0%	0.0%	0.0%	0.0%	0.0%	#DIV/0!	#DIV/0!
15-19	4.3%	#DIV/0!	0.0%	0.0%	5.6%	5.3%	12.5%	12.5%	0.0%	0.0%	#DIV/0!	#DIV/0!
20-24	9.2%	#DIV/0!	3.4%	3.1%	5.6%	21.1%	16.7%	25.0%	0.0%	0.0%	#DIV/0!	#DIV/0!
25-29	17.9%	#DIV/0!	17.2%	6.3%	27.8%	36.8%	29.2%	16.7%	10.3%	0.0%	#DIV/0!	#DIV/0!
30-34	20.7%	#DIV/0!	20.7%	31.3%	27.8%	26.3%	16.7%	16.7%	13.8%	0.0%	#DIV/0!	#DIV/0!
35-39	22.8%	#DIV/0!	27.6%	15.6%	27.8%	5.3%	20.8%	25.0%	24.1%	55.6%	#DIV/0!	#DIV/0!
40-44	9.2%	#DIV/0!	3.4%	18.8%	0.0%	5.3%	4.2%	4.2%	17.2%	22.2%	#DIV/0!	#DIV/0!
45-49	10.9%	#DIV/0!	24.1%	15.6%	0.0%	0.0%	0.0%	0.0%	24.1%	11.1%	#DIV/0!	#DIV/0!
50-54	3.8%	#DIV/0!	3.4%	9.4%	0.0%	0.0%	0.0%	0.0%	6.9%	11.1%	#DIV/0!	#DIV/0!
55-59	0.5%	#DIV/0!	0.0%	0.0%	0.0%	0.0%	0.0%	0.0%	3.4%	0.0%	#DIV/0!	#DIV/0!
60-64	0.0%	#DIV/0!	0.0%	0.0%	0.0%	0.0%	0.0%	0.0%	0.0%	0.0%	#DIV/0!	#DIV/0!
65-69	0.0%	#DIV/0!	0.0%	0.0%	0.0%	0.0%	0.0%	0.0%	0.0%	0.0%	#DIV/0!	#DIV/0!
70-74	0.0%	#DIV/0!	0.0%	0.0%	0.0%	0.0%	0.0%	0.0%	0.0%	0.0%	#DIV/0!	#DIV/0!
>=75	0.0%	#DIV/0!	0.0%	0.0%	0.0%	0.0%	0.0%	0.0%	0.0%	0.0%	#DIV/0!	#DIV/0!
Total # of vehicle	184	0	29	32	18	19	24	24	29	9	0	0
Average speed	34.6	#DIV/0!	36.9	38.3	29.6	28.7	29.3	29.4	41.3	42.0	#DIV/0!	#DIV/0!
St. Dev.	8.8	#DIV/0!	8.4	8.0	6.4	5.5	6.7	7.1	8.1	5.3	#DIV/0!	#DIV/0!
85th percentile	45.0	#NUM!	46.6	47.0	35.7	34.0	36.3	37.0	48.7	47.5	#NUM!	#NUM!
Min	12.3	0.0	20.3	21.5	12.3	16.9	18.0	16.9	27.2	35.2	0.0	0.0
Max	56.9	0.0	53.5	52.3	38.6	40.9	40.9	43.2	56.9	52.3	0.0	0.0
Range	44.6	0.0	33.2	30.9	26.3	24.0	22.9	26.3	29.7	17.2	0.0	0.0

Vehicle Speed (+75 FT Vehicles)	Hour											
	Total	20:00-21:00	21:00-22:00	22:00-23:00	23:00-00:00	00:00-01:00	01:00-02:00	02:00-03:00	03:00-04:00	04:00-05:00	05:00-06:00	06:00-07:00
MPH												
< 10		0.0% #DIV/0!	0.0%	0.0%	0.0%	0.0%	0.0%	0.0%	0.0%	0.0%	#DIV/0!	#DIV/0!
10-14		0.0% #DIV/0!	0.0%	0.0%	0.0%	0.0%	0.0%	0.0%	0.0%	0.0%	#DIV/0!	#DIV/0!
15-19		1.9% #DIV/0!	0.0%	0.0%	0.0%	0.0%	0.0%	20.0%	0.0%	0.0%	#DIV/0!	#DIV/0!
20-24		0.0% #DIV/0!	0.0%	0.0%	0.0%	0.0%	0.0%	0.0%	0.0%	0.0%	#DIV/0!	#DIV/0!
25-29		0.0% #DIV/0!	0.0%	0.0%	0.0%	0.0%	0.0%	0.0%	0.0%	0.0%	#DIV/0!	#DIV/0!
30-34		24.5% #DIV/0!	20.0%	22.2%	42.9%	50.0%	25.0%	20.0%	20.0%	0.0%	#DIV/0!	#DIV/0!
35-39		32.1% #DIV/0!	30.0%	55.6%	42.9%	50.0%	50.0%	0.0%	0.0%	14.3%	#DIV/0!	#DIV/0!
40-44		18.9% #DIV/0!	40.0%	11.1%	14.3%	0.0%	0.0%	60.0%	0.0%	14.3%	#DIV/0!	#DIV/0!
45-49		13.2% #DIV/0!	0.0%	11.1%	0.0%	0.0%	25.0%	0.0%	20.0%	57.1%	#DIV/0!	#DIV/0!
50-54		7.5% #DIV/0!	10.0%	0.0%	0.0%	0.0%	0.0%	0.0%	60.0%	0.0%	#DIV/0!	#DIV/0!
55-59		1.9% #DIV/0!	0.0%	0.0%	0.0%	0.0%	0.0%	0.0%	0.0%	14.3%	#DIV/0!	#DIV/0!
60-64		0.0% #DIV/0!	0.0%	0.0%	0.0%	0.0%	0.0%	0.0%	0.0%	0.0%	#DIV/0!	#DIV/0!
65-69		0.0% #DIV/0!	0.0%	0.0%	0.0%	0.0%	0.0%	0.0%	0.0%	0.0%	#DIV/0!	#DIV/0!
70-74		0.0% #DIV/0!	0.0%	0.0%	0.0%	0.0%	0.0%	0.0%	0.0%	0.0%	#DIV/0!	#DIV/0!
>=75		0.0% #DIV/0!	0.0%	0.0%	0.0%	0.0%	0.0%	0.0%	0.0%	0.0%	#DIV/0!	#DIV/0!
Total # of vehicle	53	0	10	9	7	6	4	5	5	7	0	0
Average speed	39.7	#DIV/0!	40.4	38.4	36.5	35.0	38.0	35.0	47.3	46.6	#DIV/0!	#DIV/0!
St. Dev.	7.2	#DIV/0!	6.1	4.2	3.6	3.5	7.1	10.8	8.8	5.3	#DIV/0!	#DIV/0!
85th percentile	46.6	#NUM!	44.3	40.7	39.9	38.0	43.1	42.3	53.9	48.7	#NUM!	#NUM!
Min	18.0	0.0	31.8	32.9	31.8	30.6	30.6	18.0	32.9	39.8	0.0	0.0
Max	56.9	0.0	53.5	46.6	40.9	39.8	47.8	44.3	54.6	56.9	0.0	0.0
Range	38.9	0.0	21.7	13.7	9.1	9.1	17.2	26.3	21.7	17.2	0.0	0.0

Day 5 3<sup>rd</sup> WZ

Vehicle Speed (all vehicles)	Hour											
	Total	20:00-21:00	21:00-22:00	22:00-23:00	23:00-00:00	00:00-01:00	01:00-02:00	02:00-03:00	03:00-04:00	04:00-05:00	05:00-06:00	06:00-07:00
MPH												
< 10	0.0%	#DIV/0!	0.0%	0.0%	0.0%	0.0%	0.0%	0.0%	0.0%	0.0%	#DIV/0!	#DIV/0!
10-14	0.0%	#DIV/0!	0.0%	0.0%	0.0%	0.0%	0.0%	0.0%	0.0%	0.0%	#DIV/0!	#DIV/0!
15-19	0.0%	#DIV/0!	0.0%	0.0%	0.0%	0.0%	0.0%	0.0%	0.0%	0.0%	#DIV/0!	#DIV/0!
20-24	0.2%	#DIV/0!	0.2%	0.3%	1.0%	0.0%	0.0%	0.0%	0.0%	0.0%	#DIV/0!	#DIV/0!
25-29	0.4%	#DIV/0!	0.4%	0.0%	0.5%	0.0%	0.7%	1.7%	0.0%	0.8%	#DIV/0!	#DIV/0!
30-34	3.5%	#DIV/0!	3.4%	2.3%	5.3%	1.8%	3.6%	3.5%	7.0%	1.6%	#DIV/0!	#DIV/0!
35-39	8.4%	#DIV/0!	10.3%	5.9%	6.8%	8.9%	9.4%	16.5%	6.3%	3.3%	#DIV/0!	#DIV/0!
40-44	18.9%	#DIV/0!	20.6%	15.1%	15.0%	16.1%	27.3%	17.4%	22.4%	19.5%	#DIV/0!	#DIV/0!
45-49	28.5%	#DIV/0!	31.6%	28.2%	30.0%	27.4%	25.2%	25.2%	25.9%	26.0%	#DIV/0!	#DIV/0!
50-54	23.4%	#DIV/0!	20.6%	28.2%	23.7%	28.6%	23.0%	20.0%	21.0%	21.1%	#DIV/0!	#DIV/0!
55-59	9.6%	#DIV/0!	7.3%	11.5%	10.6%	8.3%	7.9%	13.0%	9.1%	13.0%	#DIV/0!	#DIV/0!
60-64	4.8%	#DIV/0!	3.2%	6.6%	5.3%	6.5%	2.2%	1.7%	4.9%	8.9%	#DIV/0!	#DIV/0!
65-69	1.2%	#DIV/0!	1.7%	1.3%	0.5%	1.2%	0.0%	0.9%	2.1%	0.8%	#DIV/0!	#DIV/0!
70-74	0.4%	#DIV/0!	0.0%	0.3%	0.5%	0.6%	0.0%	0.0%	0.7%	2.4%	#DIV/0!	#DIV/0!
>=75	0.7%	#DIV/0!	0.4%	0.3%	1.0%	0.6%	0.7%	0.0%	0.7%	2.4%	#DIV/0!	#DIV/0!
Total # of vehicles	1665	0	465	305	207	168	139	115	143	123	0	0
Average speed	47.9	#DIV/0!	47.0	49.2	48.1	48.8	46.4	46.5	47.7	50.5	#DIV/0!	#DIV/0!
St. Dev.	7.9	#DIV/0!	7.4	7.5	8.5	7.4	7.3	7.6	8.5	9.1	#DIV/0!	#DIV/0!
85th percentile	55.0	#NUM!	54.0	56.0	55.1	56.0	53.3	54.9	55.0	58.7	#NUM!	#NUM!
Min	22.0	0.0	22.0	24.0	22.0	33.0	26.0	28.0	30.0	27.0	0.0	0.0
Max	84.0	0.0	81.0	84.0	78.0	76.0	75.0	65.0	78.0	83.0	0.0	0.0
Range	62.0	0.0	59.0	60.0	56.0	43.0	49.0	37.0	48.0	56.0	0.0	0.0

Vehicle Speed (0-25 FT Vehicles)	Hour											
	Total	20:00-21:00	21:00-22:00	22:00-23:00	23:00-00:00	00:00-01:00	01:00-02:00	02:00-03:00	03:00-04:00	04:00-05:00	05:00-06:00	06:00-07:00
MPH												
< 10	0.0%	#DIV/0!	0.0%	0.0%	0.0%	0.0%	0.0%	0.0%	0.0%	0.0%	#DIV/0!	#DIV/0!
10-14	0.0%	#DIV/0!	0.0%	0.0%	0.0%	0.0%	0.0%	0.0%	0.0%	0.0%	#DIV/0!	#DIV/0!
15-19	0.0%	#DIV/0!	0.0%	0.0%	0.0%	0.0%	0.0%	0.0%	0.0%	0.0%	#DIV/0!	#DIV/0!
20-24	0.3%	#DIV/0!	0.3%	0.4%	0.6%	0.0%	0.0%	0.0%	0.0%	0.0%	#DIV/0!	#DIV/0!
25-29	0.4%	#DIV/0!	0.5%	0.0%	0.6%	0.0%	1.2%	0.0%	0.0%	1.4%	#DIV/0!	#DIV/0!
30-34	3.1%	#DIV/0!	3.2%	2.2%	5.8%	2.6%	2.3%	2.8%	5.6%	0.0%	#DIV/0!	#DIV/0!
35-39	7.1%	#DIV/0!	9.5%	6.1%	7.1%	6.0%	5.8%	9.9%	4.2%	1.4%	#DIV/0!	#DIV/0!
40-44	16.0%	#DIV/0!	19.6%	13.5%	9.0%	13.7%	19.8%	19.7%	19.4%	12.3%	#DIV/0!	#DIV/0!
45-49	27.6%	#DIV/0!	30.5%	24.3%	30.1%	23.9%	30.2%	26.8%	22.2%	26.0%	#DIV/0!	#DIV/0!
50-54	25.7%	#DIV/0!	22.5%	29.6%	26.9%	31.6%	26.7%	21.1%	25.0%	21.9%	#DIV/0!	#DIV/0!
55-59	11.3%	#DIV/0!	8.0%	13.5%	12.2%	11.1%	9.3%	16.9%	12.5%	15.1%	#DIV/0!	#DIV/0!
60-64	6.0%	#DIV/0!	4.0%	7.8%	5.8%	8.5%	3.5%	1.4%	6.9%	13.7%	#DIV/0!	#DIV/0!
65-69	1.4%	#DIV/0!	1.6%	1.7%	0.6%	1.7%	0.0%	1.4%	1.4%	1.4%	#DIV/0!	#DIV/0!
70-74	0.6%	#DIV/0!	0.0%	0.4%	0.6%	0.9%	0.0%	0.0%	1.4%	4.1%	#DIV/0!	#DIV/0!
>=75	0.6%	#DIV/0!	0.3%	0.4%	0.6%	0.0%	1.2%	0.0%	1.4%	2.7%	#DIV/0!	#DIV/0!
Total # of vehicles	1182	0	377	230	156	117	86	71	72	73	0	0
Average speed	48.8	#DIV/0!	47.3	50.0	48.6	49.8	48.1	47.9	49.4	52.8	#DIV/0!	#DIV/0!
St. Dev.	8.0	#DIV/0!	7.4	7.8	8.5	7.5	7.6	7.1	8.8	9.4	#DIV/0!	#DIV/0!
85th percentile	56.0	#NUM!	54.0	57.0	56.0	56.6	54.0	55.5	57.0	61.0	#NUM!	#NUM!
Min	22.0	0.0	22.0	24.0	22.0	33.0	26.0	32.0	31.0	27.0	0.0	0.0
Max	84.0	0.0	81.0	84.0	78.0	70.0	75.0	65.0	78.0	83.0	0.0	0.0
Range	62.0	0.0	59.0	60.0	56.0	37.0	49.0	33.0	47.0	56.0	0.0	0.0



Vehicle Speed (25-50 FT Vehicles)	Hour											
	Total	20:00-21:00	21:00-22:00	22:00-23:00	23:00-00:00	00:00-01:00	01:00-02:00	02:00-03:00	03:00-04:00	04:00-05:00	05:00-06:00	06:00-07:00
MPH												
< 10	0.0%	#DIV/0!	0.0%	0.0%	0.0%	0.0%	0.0%	0.0%	0.0%	0.0%	#DIV/0!	#DIV/0!
10-14	0.0%	#DIV/0!	0.0%	0.0%	0.0%	0.0%	0.0%	0.0%	0.0%	0.0%	#DIV/0!	#DIV/0!
15-19	0.0%	#DIV/0!	0.0%	0.0%	0.0%	0.0%	0.0%	0.0%	0.0%	0.0%	#DIV/0!	#DIV/0!
20-24	0.0%	#DIV/0!	0.0%	0.0%	0.0%	0.0%	0.0%	0.0%	0.0%	0.0%	#DIV/0!	#DIV/0!
25-29	0.3%	#DIV/0!	0.0%	0.0%	0.0%	0.0%	0.0%	4.2%	0.0%	0.0%	#DIV/0!	#DIV/0!
30-34	3.6%	#DIV/0!	3.8%	3.8%	0.0%	0.0%	9.7%	0.0%	6.8%	2.6%	#DIV/0!	#DIV/0!
35-39	9.4%	#DIV/0!	11.3%	5.7%	6.5%	11.8%	9.7%	20.8%	6.8%	7.7%	#DIV/0!	#DIV/0!
40-44	24.9%	#DIV/0!	20.8%	18.9%	32.3%	20.6%	38.7%	8.3%	29.5%	30.8%	#DIV/0!	#DIV/0!
45-49	30.7%	#DIV/0!	37.7%	37.7%	22.6%	32.4%	19.4%	25.0%	34.1%	25.6%	#DIV/0!	#DIV/0!
50-54	19.7%	#DIV/0!	13.2%	22.6%	19.4%	29.4%	22.6%	25.0%	13.6%	17.9%	#DIV/0!	#DIV/0!
55-59	6.5%	#DIV/0!	7.5%	7.5%	9.7%	2.9%	0.0%	12.5%	2.3%	10.3%	#DIV/0!	#DIV/0!
60-64	2.6%	#DIV/0!	0.0%	3.8%	6.5%	0.0%	0.0%	4.2%	4.5%	2.6%	#DIV/0!	#DIV/0!
65-69	1.0%	#DIV/0!	3.8%	0.0%	0.0%	0.0%	0.0%	0.0%	2.3%	0.0%	#DIV/0!	#DIV/0!
70-74	0.0%	#DIV/0!	0.0%	0.0%	0.0%	0.0%	0.0%	0.0%	0.0%	0.0%	#DIV/0!	#DIV/0!
>=75	1.3%	#DIV/0!	1.9%	0.0%	3.2%	2.9%	0.0%	0.0%	0.0%	2.6%	#DIV/0!	#DIV/0!
Total # of vehicle	309	0	53	53	31	34	31	24	44	39	0	0
Average speed	46.8	#DIV/0!	46.8	46.9	48.9	47.4	43.8	47.1	45.8	47.4	#DIV/0!	#DIV/0!
St. Dev.	7.4	#DIV/0!	7.9	6.1	8.2	6.9	6.0	8.0	7.6	8.1	#DIV/0!	#DIV/0!
85th percentile	53.0	#NUM!	52.4	52.2	56.0	52.0	50.5	54.6	52.0	54.3	#NUM!	#NUM!
Min	28.0	0.0	33.0	31.0	38.0	38.0	31.0	28.0	30.0	32.0	0.0	0.0
Max	78.0	0.0	78.0	61.0	76.0	76.0	54.0	61.0	69.0	77.0	0.0	0.0
Range	50.0	0.0	45.0	30.0	38.0	38.0	23.0	33.0	39.0	45.0	0.0	0.0

Vehicle Speed (50-75 FT Vehicles)	Hour											
	Total	20:00-21:00	21:00-22:00	22:00-23:00	23:00-00:00	00:00-01:00	01:00-02:00	02:00-03:00	03:00-04:00	04:00-05:00	05:00-06:00	06:00-07:00
MPH												
< 10	0.0%	#DIV/0!	0.0%	0.0%	0.0%	0.0%	0.0%	0.0%	0.0%	0.0%	#DIV/0!	#DIV/0!
10-14	0.0%	#DIV/0!	0.0%	0.0%	0.0%	0.0%	0.0%	0.0%	0.0%	0.0%	#DIV/0!	#DIV/0!
15-19	0.0%	#DIV/0!	0.0%	0.0%	0.0%	0.0%	0.0%	0.0%	0.0%	0.0%	#DIV/0!	#DIV/0!
20-24	0.7%	#DIV/0!	0.0%	0.0%	5.6%	0.0%	0.0%	0.0%	0.0%	0.0%	#DIV/0!	#DIV/0!
25-29	0.7%	#DIV/0!	0.0%	0.0%	0.0%	0.0%	0.0%	5.6%	0.0%	0.0%	#DIV/0!	#DIV/0!
30-34	7.1%	#DIV/0!	8.0%	0.0%	11.1%	0.0%	0.0%	11.1%	13.6%	12.5%	#DIV/0!	#DIV/0!
35-39	16.3%	#DIV/0!	16.0%	5.3%	5.6%	30.8%	22.2%	33.3%	13.6%	0.0%	#DIV/0!	#DIV/0!
40-44	24.1%	#DIV/0!	20.0%	15.8%	33.3%	30.8%	44.4%	16.7%	13.6%	25.0%	#DIV/0!	#DIV/0!
45-49	32.6%	#DIV/0!	48.0%	47.4%	38.9%	23.1%	16.7%	22.2%	27.3%	25.0%	#DIV/0!	#DIV/0!
50-54	14.9%	#DIV/0!	8.0%	31.6%	5.6%	7.7%	11.1%	11.1%	22.7%	25.0%	#DIV/0!	#DIV/0!
55-59	2.8%	#DIV/0!	0.0%	0.0%	0.0%	0.0%	5.6%	0.0%	9.1%	12.5%	#DIV/0!	#DIV/0!
60-64	0.7%	#DIV/0!	0.0%	0.0%	0.0%	7.7%	0.0%	0.0%	0.0%	0.0%	#DIV/0!	#DIV/0!
65-69	0.0%	#DIV/0!	0.0%	0.0%	0.0%	0.0%	0.0%	0.0%	0.0%	0.0%	#DIV/0!	#DIV/0!
70-74	0.0%	#DIV/0!	0.0%	0.0%	0.0%	0.0%	0.0%	0.0%	0.0%	0.0%	#DIV/0!	#DIV/0!
>=75	0.0%	#DIV/0!	0.0%	0.0%	0.0%	0.0%	0.0%	0.0%	0.0%	0.0%	#DIV/0!	#DIV/0!
Total # of vehicle	141	0	25	19	18	13	18	18	22	8	0	0
Average speed	43.9	#DIV/0!	43.5	47.2	42.7	43.9	43.1	40.7	44.8	45.9	#DIV/0!	#DIV/0!
St. Dev.	6.5	#DIV/0!	5.3	4.3	7.3	7.1	5.5	6.5	7.7	7.1	#DIV/0!	#DIV/0!
85th percentile	50.0	#NUM!	48.0	51.3	48.5	47.4	49.5	46.9	52.7	51.9	#NUM!	#NUM!
Min	24.0	0.0	31.0	36.0	24.0	36.0	36.0	28.0	31.0	33.0	0.0	0.0
Max	62.0	0.0	51.0	53.0	53.0	62.0	55.0	52.0	58.0	56.0	0.0	0.0
Range	38.0	0.0	20.0	17.0	29.0	26.0	19.0	24.0	27.0	23.0	0.0	0.0

Vehicle Speed (+75 FT Vehicles)	Hour											
	Total	20:00-21:00	21:00-22:00	22:00-23:00	23:00-00:00	00:00-01:00	01:00-02:00	02:00-03:00	03:00-04:00	04:00-05:00	05:00-06:00	06:00-07:00
MPH												
< 10		0.0% #DIV/0!	0.0%	0.0%	0.0%	0.0%	0.0%	0.0%	0.0%	0.0%	#DIV/0!	#DIV/0!
10-14		0.0% #DIV/0!	0.0%	0.0%	0.0%	0.0%	0.0%	0.0%	0.0%	0.0%	#DIV/0!	#DIV/0!
15-19		0.0% #DIV/0!	0.0%	0.0%	0.0%	0.0%	0.0%	0.0%	0.0%	0.0%	#DIV/0!	#DIV/0!
20-24		0.0% #DIV/0!	0.0%	0.0%	0.0%	0.0%	0.0%	0.0%	0.0%	0.0%	#DIV/0!	#DIV/0!
25-29		0.0% #DIV/0!	0.0%	0.0%	0.0%	0.0%	0.0%	0.0%	0.0%	0.0%	#DIV/0!	#DIV/0!
30-34		0.0% #DIV/0!	0.0%	0.0%	0.0%	0.0%	0.0%	0.0%	0.0%	0.0%	#DIV/0!	#DIV/0!
35-39		12.1% #DIV/0!	20.0%	0.0%	0.0%	0.0%	25.0%	50.0%	0.0%	0.0%	#DIV/0!	#DIV/0!
40-44		42.4% #DIV/0!	60.0%	66.7%	50.0%	0.0%	25.0%	50.0%	40.0%	33.3%	#DIV/0!	#DIV/0!
45-49		21.2% #DIV/0!	0.0%	33.3%	50.0%	100.0%	0.0%	0.0%	0.0%	33.3%	#DIV/0!	#DIV/0!
50-54		12.1% #DIV/0!	20.0%	0.0%	0.0%	0.0%	0.0%	0.0%	20.0%	33.3%	#DIV/0!	#DIV/0!
55-59		9.1% #DIV/0!	0.0%	0.0%	0.0%	0.0%	50.0%	0.0%	20.0%	0.0%	#DIV/0!	#DIV/0!
60-64		0.0% #DIV/0!	0.0%	0.0%	0.0%	0.0%	0.0%	0.0%	0.0%	0.0%	#DIV/0!	#DIV/0!
65-69		3.0% #DIV/0!	0.0%	0.0%	0.0%	0.0%	0.0%	0.0%	20.0%	0.0%	#DIV/0!	#DIV/0!
70-74		0.0% #DIV/0!	0.0%	0.0%	0.0%	0.0%	0.0%	0.0%	0.0%	0.0%	#DIV/0!	#DIV/0!
>=75		0.0% #DIV/0!	0.0%	0.0%	0.0%	0.0%	0.0%	0.0%	0.0%	0.0%	#DIV/0!	#DIV/0!
Total # of vehicle	33	0	10	3	2	4	4	2	5	3	0	0
Average speed	45.6	#DIV/0!	43.2	41.7	43.0	47.8	46.8	40.0	51.6	48.3	#DIV/0!	#DIV/0!
St. Dev.	6.6	#DIV/0!	4.9	2.9	4.2	1.9	9.6	1.4	10.2	4.0	#DIV/0!	#DIV/0!
85th percentile	52.2	#NUM!	47.6	43.5	45.1	49.0	55.0	40.7	59.8	51.1	#NUM!	#NUM!
Min	37.0	0.0	37.0	40.0	40.0	45.0	37.0	39.0	41.0	44.0	0.0	0.0
Max	67.0	0.0	53.0	45.0	46.0	49.0	55.0	41.0	67.0	52.0	0.0	0.0
Range	30.0	0.0	16.0	5.0	6.0	4.0	18.0	2.0	26.0	8.0	0.0	0.0

Day 6 Before RWA

Vehicle Speed (all vehicles)	Hour											
	Total	20:00-21:00	21:00-22:00	22:00-23:00	23:00-00:00	00:00-01:00	01:00-02:00	02:00-03:00	03:00-04:00	04:00-05:00	05:00-06:00	06:00-07:00
MPH												
< 10	0.0%	#DIV/0!	0.0%	0.0%	0.0%	0.0%	0.0%	0.0%	0.0%	0.0%	#DIV/0!	#DIV/0!
10-14	0.0%	#DIV/0!	0.0%	0.0%	0.0%	0.0%	0.0%	0.0%	0.0%	0.0%	#DIV/0!	#DIV/0!
15-19	0.0%	#DIV/0!	0.0%	0.0%	0.0%	0.0%	0.0%	0.0%	0.0%	0.0%	#DIV/0!	#DIV/0!
20-24	0.0%	#DIV/0!	0.0%	0.0%	0.0%	0.0%	0.0%	0.0%	0.0%	0.0%	#DIV/0!	#DIV/0!
25-29	0.0%	#DIV/0!	0.0%	0.0%	0.0%	0.0%	0.0%	0.0%	0.0%	0.0%	#DIV/0!	#DIV/0!
30-34	0.4%	#DIV/0!	0.0%	0.0%	0.0%	0.7%	0.9%	1.1%	0.7%	0.9%	#DIV/0!	#DIV/0!
35-39	1.0%	#DIV/0!	0.8%	0.7%	1.6%	0.0%	1.8%	1.1%	2.8%	0.5%	#DIV/0!	#DIV/0!
40-44	2.7%	#DIV/0!	0.6%	3.0%	5.2%	5.1%	1.8%	3.4%	3.5%	1.9%	#DIV/0!	#DIV/0!
45-49	7.8%	#DIV/0!	6.7%	7.0%	8.9%	11.8%	6.1%	14.8%	7.1%	6.0%	#DIV/0!	#DIV/0!
50-54	11.7%	#DIV/0!	11.7%	12.3%	12.5%	14.7%	8.8%	13.6%	9.9%	10.2%	#DIV/0!	#DIV/0!
55-59	19.2%	#DIV/0!	16.4%	20.5%	20.8%	20.6%	21.1%	21.6%	14.9%	20.5%	#DIV/0!	#DIV/0!
60-64	17.5%	#DIV/0!	19.4%	15.9%	17.2%	15.4%	21.9%	10.2%	20.6%	16.7%	#DIV/0!	#DIV/0!
65-69	14.9%	#DIV/0!	17.8%	15.6%	13.0%	12.5%	12.3%	6.8%	10.6%	19.5%	#DIV/0!	#DIV/0!
70-74	10.2%	#DIV/0!	11.1%	9.3%	10.9%	8.8%	9.6%	12.5%	10.6%	9.3%	#DIV/0!	#DIV/0!
>=75	14.6%	#DIV/0!	15.6%	15.9%	9.9%	10.3%	15.8%	14.8%	19.1%	14.4%	#DIV/0!	#DIV/0!
Total # of vehicles	1548	0	360	302	192	136	114	88	141	215	0	0
Average speed	62.4	#DIV/0!	63.8	62.9	60.9	60.2	62.6	60.1	62.9	62.9	#DIV/0!	#DIV/0!
St. Dev.	10.7	#DIV/0!	10.2	10.8	10.3	10.5	11.0	11.3	12.0	10.2	#DIV/0!	#DIV/0!
85th percentile	73.4	#NUM!	74.2	75.0	71.8	71.8	74.2	73.8	76.1	72.6	#NUM!	#NUM!
Min	30.5	0.0	36.2	38.6	37.0	30.5	32.1	32.1	33.8	32.1	0.0	0.0
Max	91.9	0.0	91.9	91.2	87.5	86.3	89.7	85.5	88.2	88.2	0.0	0.0
Range	61.4	0.0	55.8	52.6	50.5	55.8	57.6	53.4	54.5	56.1	0.0	0.0

Vehicle Speed (0-25 FT Vehicles)	Hour											
	Total	20:00-21:00	21:00-22:00	22:00-23:00	23:00-00:00	00:00-01:00	01:00-02:00	02:00-03:00	03:00-04:00	04:00-05:00	05:00-06:00	06:00-07:00
MPH												
< 10	0.0%	#DIV/0!	0.0%	0.0%	0.0%	0.0%	0.0%	0.0%	0.0%	0.0%	#DIV/0!	#DIV/0!
10-14	0.0%	#DIV/0!	0.0%	0.0%	0.0%	0.0%	0.0%	0.0%	0.0%	0.0%	#DIV/0!	#DIV/0!
15-19	0.0%	#DIV/0!	0.0%	0.0%	0.0%	0.0%	0.0%	0.0%	0.0%	0.0%	#DIV/0!	#DIV/0!
20-24	0.0%	#DIV/0!	0.0%	0.0%	0.0%	0.0%	0.0%	0.0%	0.0%	0.0%	#DIV/0!	#DIV/0!
25-29	0.0%	#DIV/0!	0.0%	0.0%	0.0%	0.0%	0.0%	0.0%	0.0%	0.0%	#DIV/0!	#DIV/0!
30-34	0.7%	#DIV/0!	0.0%	0.0%	0.0%	1.5%	1.5%	2.3%	1.3%	1.4%	#DIV/0!	#DIV/0!
35-39	1.0%	#DIV/0!	1.3%	0.0%	2.1%	0.0%	1.5%	2.3%	2.6%	0.0%	#DIV/0!	#DIV/0!
40-44	1.6%	#DIV/0!	0.4%	1.8%	3.1%	4.6%	0.0%	4.7%	1.3%	0.7%	#DIV/0!	#DIV/0!
45-49	4.3%	#DIV/0!	4.3%	3.0%	3.1%	4.6%	3.1%	14.0%	3.8%	4.3%	#DIV/0!	#DIV/0!
50-54	9.5%	#DIV/0!	9.4%	11.4%	11.5%	9.2%	6.2%	9.3%	7.7%	8.7%	#DIV/0!	#DIV/0!
55-59	19.9%	#DIV/0!	16.7%	20.4%	24.0%	23.1%	15.4%	23.3%	16.7%	23.2%	#DIV/0!	#DIV/0!
60-64	20.6%	#DIV/0!	22.7%	17.4%	16.7%	23.1%	29.2%	11.6%	24.4%	18.8%	#DIV/0!	#DIV/0!
65-69	17.9%	#DIV/0!	21.5%	21.0%	15.6%	12.3%	10.8%	7.0%	10.3%	23.2%	#DIV/0!	#DIV/0!
70-74	11.3%	#DIV/0!	10.7%	10.2%	15.6%	12.3%	13.8%	11.6%	12.8%	8.0%	#DIV/0!	#DIV/0!
>=75	13.3%	#DIV/0!	12.9%	15.0%	8.3%	9.2%	18.5%	14.0%	19.2%	11.6%	#DIV/0!	#DIV/0!
Total # of vehicles	885	0	233	167	96	65	65	43	78	138	0	0
Average speed	63.2	#DIV/0!	63.7	64.2	62.1	61.4	64.4	59.2	64.1	62.9	#DIV/0!	#DIV/0!
St. Dev.	9.7	#DIV/0!	9.0	9.6	9.5	9.7	10.4	11.6	11.2	9.3	#DIV/0!	#DIV/0!
85th percentile	72.6	#NUM!	71.9	73.6	71.8	71.8	74.7	71.8	76.1	71.6	#NUM!	#NUM!
Min	30.5	0.0	36.2	40.2	37.0	30.5	32.1	32.1	33.8	32.1	0.0	0.0
Max	89.7	0.0	88.2	89.7	87.5	85.2	89.7	81.5	88.2	88.2	0.0	0.0
Range	59.2	0.0	52.0	49.5	50.5	54.7	57.6	49.4	54.5	56.1	0.0	0.0

Vehicle Speed (25-50 FT Vehicles)	Hour											
	Total	20:00-21:00	21:00-22:00	22:00-23:00	23:00-00:00	00:00-01:00	01:00-02:00	02:00-03:00	03:00-04:00	04:00-05:00	05:00-06:00	06:00-07:00
MPH												
< 10	0.0%	#DIV/0!	0.0%	0.0%	0.0%	0.0%	0.0%	0.0%	0.0%	0.0%	#DIV/0!	#DIV/0!
10-14	0.0%	#DIV/0!	0.0%	0.0%	0.0%	0.0%	0.0%	0.0%	0.0%	0.0%	#DIV/0!	#DIV/0!
15-19	0.0%	#DIV/0!	0.0%	0.0%	0.0%	0.0%	0.0%	0.0%	0.0%	0.0%	#DIV/0!	#DIV/0!
20-24	0.0%	#DIV/0!	0.0%	0.0%	0.0%	0.0%	0.0%	0.0%	0.0%	0.0%	#DIV/0!	#DIV/0!
25-29	0.0%	#DIV/0!	0.0%	0.0%	0.0%	0.0%	0.0%	0.0%	0.0%	0.0%	#DIV/0!	#DIV/0!
30-34	0.0%	#DIV/0!	0.0%	0.0%	0.0%	0.0%	0.0%	0.0%	0.0%	0.0%	#DIV/0!	#DIV/0!
35-39	1.0%	#DIV/0!	0.0%	1.6%	0.0%	0.0%	0.0%	0.0%	0.0%	2.3%	#DIV/0!	#DIV/0!
40-44	4.9%	#DIV/0!	1.3%	6.0%	4.8%	7.3%	3.6%	4.3%	6.7%	6.8%	#DIV/0!	#DIV/0!
45-49	13.0%	#DIV/0!	12.0%	14.5%	17.7%	17.1%	17.9%	8.7%	3.3%	6.8%	#DIV/0!	#DIV/0!
50-54	13.7%	#DIV/0!	12.0%	9.6%	14.5%	22.0%	10.7%	26.1%	10.0%	13.6%	#DIV/0!	#DIV/0!
55-59	14.5%	#DIV/0!	13.3%	12.0%	14.5%	17.1%	21.4%	17.4%	20.0%	9.1%	#DIV/0!	#DIV/0!
60-64	10.4%	#DIV/0!	12.0%	12.0%	14.5%	7.3%	7.1%	8.7%	10.0%	4.5%	#DIV/0!	#DIV/0!
65-69	9.8%	#DIV/0!	10.7%	9.6%	6.5%	9.8%	17.9%	4.3%	13.3%	9.1%	#DIV/0!	#DIV/0!
70-74	8.8%	#DIV/0!	8.0%	8.4%	8.1%	4.9%	7.1%	8.7%	10.0%	15.9%	#DIV/0!	#DIV/0!
>=75	23.8%	#DIV/0!	30.7%	25.3%	17.7%	14.6%	14.3%	21.7%	26.7%	31.8%	#DIV/0!	#DIV/0!
Total # of vehicle	386	0	75	83	62	41	28	23	30	44	0	0
Average speed	63.2	#DIV/0!	66.5	62.9	60.6	59.4	61.1	62.4	65.3	65.4	#DIV/0!	#DIV/0!
St. Dev.	13.1	#DIV/0!	13.5	13.8	12.1	12.2	12.0	12.3	13.0	13.9	#DIV/0!	#DIV/0!
85th percentile	79.8	#NUM!	84.0	79.3	75.7	72.6	71.3	78.2	79.9	80.8	#NUM!	#NUM!
Min	37.8	0.0	40.2	38.6	39.4	42.7	44.3	43.5	40.2	37.8	0.0	0.0
Max	91.9	0.0	91.9	91.2	85.2	86.3	88.2	85.5	88.0	87.5	0.0	0.0
Range	54.1	0.0	51.7	52.6	45.8	43.7	43.9	42.1	47.7	49.7	0.0	0.0

Vehicle Speed (50-75 FT Vehicles)	Hour											
	Total	20:00-21:00	21:00-22:00	22:00-23:00	23:00-00:00	00:00-01:00	01:00-02:00	02:00-03:00	03:00-04:00	04:00-05:00	05:00-06:00	06:00-07:00
MPH												
< 10	0.0%	#DIV/0!	0.0%	0.0%	0.0%	0.0%	0.0%	0.0%	0.0%	0.0%	#DIV/0!	#DIV/0!
10-14	0.0%	#DIV/0!	0.0%	0.0%	0.0%	0.0%	0.0%	0.0%	0.0%	0.0%	#DIV/0!	#DIV/0!
15-19	0.0%	#DIV/0!	0.0%	0.0%	0.0%	0.0%	0.0%	0.0%	0.0%	0.0%	#DIV/0!	#DIV/0!
20-24	0.0%	#DIV/0!	0.0%	0.0%	0.0%	0.0%	0.0%	0.0%	0.0%	0.0%	#DIV/0!	#DIV/0!
25-29	0.0%	#DIV/0!	0.0%	0.0%	0.0%	0.0%	0.0%	0.0%	0.0%	0.0%	#DIV/0!	#DIV/0!
30-34	0.0%	#DIV/0!	0.0%	0.0%	0.0%	0.0%	0.0%	0.0%	0.0%	0.0%	#DIV/0!	#DIV/0!
35-39	1.8%	#DIV/0!	0.0%	0.0%	0.0%	0.0%	12.5%	0.0%	9.1%	0.0%	#DIV/0!	#DIV/0!
40-44	7.0%	#DIV/0!	0.0%	4.8%	22.2%	7.1%	12.5%	0.0%	9.1%	0.0%	#DIV/0!	#DIV/0!
45-49	15.8%	#DIV/0!	4.8%	14.3%	11.1%	35.7%	0.0%	33.3%	27.3%	8.3%	#DIV/0!	#DIV/0!
50-54	16.7%	#DIV/0!	28.6%	23.8%	5.6%	7.1%	12.5%	11.1%	18.2%	16.7%	#DIV/0!	#DIV/0!
55-59	22.8%	#DIV/0!	19.0%	33.3%	27.8%	7.1%	50.0%	22.2%	0.0%	25.0%	#DIV/0!	#DIV/0!
60-64	14.9%	#DIV/0!	14.3%	9.5%	16.7%	7.1%	0.0%	11.1%	27.3%	33.3%	#DIV/0!	#DIV/0!
65-69	7.9%	#DIV/0!	9.5%	4.8%	11.1%	21.4%	0.0%	0.0%	0.0%	8.3%	#DIV/0!	#DIV/0!
70-74	8.8%	#DIV/0!	19.0%	9.5%	5.6%	7.1%	0.0%	11.1%	0.0%	8.3%	#DIV/0!	#DIV/0!
>=75	4.4%	#DIV/0!	4.8%	0.0%	0.0%	7.1%	12.5%	11.1%	9.1%	0.0%	#DIV/0!	#DIV/0!
Total # of vehicle	114	0	21	21	18	14	8	9	11	12	0	0
Average speed	57.2	#DIV/0!	60.4	56.7	55.8	58.1	54.9	55.3	54.3	59.2	#DIV/0!	#DIV/0!
St. Dev.	9.7	#DIV/0!	8.4	7.7	9.6	12.0	13.1	9.2	12.6	7.2	#DIV/0!	#DIV/0!
85th percentile	68.7	#NUM!	70.2	64.5	65.1	68.7	57.2	60.5	62.1	65.7	#NUM!	#NUM!
Min	35.4	0.0	47.5	42.7	42.7	44.3	35.4	45.1	37.0	47.5	0.0	0.0
Max	83.9	0.0	77.4	71.8	71.8	82.3	80.7	74.2	83.9	72.6	0.0	0.0
Range	48.6	0.0	29.9	29.1	29.1	38.0	45.3	29.1	46.9	25.1	0.0	0.0

Vehicle Speed (+75 FT Vehicles)	Hour											
	Total	20:00-21:00	21:00-22:00	22:00-23:00	23:00-00:00	00:00-01:00	01:00-02:00	02:00-03:00	03:00-04:00	04:00-05:00	05:00-06:00	06:00-07:00
MPH												
< 10	0.0%	#DIV/0!	0.0%	0.0%	0.0%	0.0%	0.0%	0.0%	0.0%	0.0%	#DIV/0!	#DIV/0!
10-14	0.0%	#DIV/0!	0.0%	0.0%	0.0%	0.0%	0.0%	0.0%	0.0%	0.0%	#DIV/0!	#DIV/0!
15-19	0.0%	#DIV/0!	0.0%	0.0%	0.0%	0.0%	0.0%	0.0%	0.0%	0.0%	#DIV/0!	#DIV/0!
20-24	0.0%	#DIV/0!	0.0%	0.0%	0.0%	0.0%	0.0%	0.0%	0.0%	0.0%	#DIV/0!	#DIV/0!
25-29	0.0%	#DIV/0!	0.0%	0.0%	0.0%	0.0%	0.0%	0.0%	0.0%	0.0%	#DIV/0!	#DIV/0!
30-34	0.0%	#DIV/0!	0.0%	0.0%	0.0%	0.0%	0.0%	0.0%	0.0%	0.0%	#DIV/0!	#DIV/0!
35-39	0.6%	#DIV/0!	0.0%	0.0%	0.0%	0.0%	0.0%	0.0%	4.5%	0.0%	#DIV/0!	#DIV/0!
40-44	0.6%	#DIV/0!	0.0%	0.0%	0.0%	0.0%	0.0%	0.0%	4.5%	0.0%	#DIV/0!	#DIV/0!
45-49	9.2%	#DIV/0!	12.9%	3.2%	6.3%	6.3%	0.0%	15.4%	13.6%	14.3%	#DIV/0!	#DIV/0!
50-54	15.3%	#DIV/0!	16.1%	16.1%	18.8%	25.0%	15.4%	7.7%	13.6%	9.5%	#DIV/0!	#DIV/0!
55-59	23.9%	#DIV/0!	19.4%	35.5%	18.8%	31.3%	30.8%	23.1%	9.1%	23.8%	#DIV/0!	#DIV/0!
60-64	19.6%	#DIV/0!	16.1%	22.6%	31.3%	12.5%	30.8%	7.7%	18.2%	19.0%	#DIV/0!	#DIV/0!
65-69	15.3%	#DIV/0!	12.9%	9.7%	25.0%	12.5%	15.4%	15.4%	13.6%	23.8%	#DIV/0!	#DIV/0!
70-74	8.6%	#DIV/0!	16.1%	6.5%	0.0%	6.3%	0.0%	23.1%	9.1%	4.8%	#DIV/0!	#DIV/0!
>=75	6.7%	#DIV/0!	6.5%	6.5%	0.0%	6.3%	7.7%	7.7%	13.6%	4.8%	#DIV/0!	#DIV/0!
Total # of vehicle	163	0	31	31	16	16	13	13	22	21	0	0
Average speed	60.3	#DIV/0!	60.6	60.5	60.1	59.6	61.5	62.0	59.2	59.5	#DIV/0!	#DIV/0!
St. Dev.	8.3	#DIV/0!	8.7	7.6	6.4	7.9	8.4	9.3	11.3	7.4	#DIV/0!	#DIV/0!
85th percentile	69.4	#NUM!	70.7	69.0	66.7	67.7	67.8	73.4	68.0	66.2	#NUM!	#NUM!
Min	37.0	0.0	45.1	49.1	49.1	48.3	50.7	49.1	37.0	47.5	0.0	0.0
Max	84.7	0.0	78.3	81.5	69.4	75.8	82.3	74.2	84.7	74.2	0.0	0.0
Range	47.7	0.0	33.2	32.4	20.2	27.5	31.6	25.1	47.7	26.7	0.0	0.0

Day 6 RWA

Vehicle Speed (all vehicles)	Hour											
	Total	20:00-21:00	21:00-22:00	22:00-23:00	23:00-00:00	00:00-01:00	01:00-02:00	02:00-03:00	03:00-04:00	04:00-05:00	05:00-06:00	06:00-07:00
MPH												
< 10	0.0%	#DIV/0!	0.0%	0.0%	0.0%	0.0%	0.0%	0.0%	0.0%	0.0%	#DIV/0!	#DIV/0!
10-14	0.0%	#DIV/0!	0.0%	0.0%	0.0%	0.0%	0.0%	0.0%	0.0%	0.0%	#DIV/0!	#DIV/0!
15-19	0.0%	#DIV/0!	0.0%	0.0%	0.0%	0.0%	0.0%	0.0%	0.0%	0.0%	#DIV/0!	#DIV/0!
20-24	0.0%	#DIV/0!	0.0%	0.0%	0.0%	0.0%	0.0%	0.0%	0.0%	0.0%	#DIV/0!	#DIV/0!
25-29	0.1%	#DIV/0!	0.0%	0.0%	0.0%	0.7%	0.9%	0.0%	0.0%	0.0%	#DIV/0!	#DIV/0!
30-34	0.1%	#DIV/0!	0.0%	0.0%	0.0%	0.0%	0.0%	1.1%	0.0%	0.0%	#DIV/0!	#DIV/0!
35-39	1.1%	#DIV/0!	1.2%	0.6%	1.0%	0.7%	2.6%	2.2%	0.7%	0.8%	#DIV/0!	#DIV/0!
40-44	4.2%	#DIV/0!	3.4%	3.8%	3.8%	6.3%	6.1%	6.5%	6.5%	1.7%	#DIV/0!	#DIV/0!
45-49	14.2%	#DIV/0!	12.2%	17.3%	12.0%	16.2%	13.2%	15.1%	11.8%	15.9%	#DIV/0!	#DIV/0!
50-54	23.1%	#DIV/0!	23.4%	24.3%	27.4%	22.5%	22.8%	28.0%	20.9%	17.2%	#DIV/0!	#DIV/0!
55-59	18.8%	#DIV/0!	19.5%	17.6%	22.1%	19.7%	14.9%	16.1%	20.9%	17.6%	#DIV/0!	#DIV/0!
60-64	14.5%	#DIV/0!	14.4%	12.8%	14.4%	15.5%	14.0%	15.1%	15.7%	15.9%	#DIV/0!	#DIV/0!
65-69	12.2%	#DIV/0!	14.6%	11.2%	11.5%	8.5%	12.3%	8.6%	11.8%	13.8%	#DIV/0!	#DIV/0!
70-74	5.7%	#DIV/0!	5.8%	6.1%	4.3%	3.5%	7.9%	3.2%	3.3%	8.8%	#DIV/0!	#DIV/0!
>=75	6.1%	#DIV/0!	5.6%	6.4%	3.4%	6.3%	5.3%	4.3%	8.5%	8.4%	#DIV/0!	#DIV/0!
Total # of vehicles	1673	0	411	313	208	142	114	93	153	239	0	0
Average speed	58.0	#DIV/0!	58.6	57.6	57.2	56.7	57.5	56.2	58.6	59.5	#DIV/0!	#DIV/0!
St. Dev.	9.4	#DIV/0!	9.4	9.1	8.3	9.5	10.1	10.2	10.0	9.6	#DIV/0!	#DIV/0!
85th percentile	67.5	#NUM!	67.8	67.3	65.5	65.6	68.6	65.0	68.9	69.7	#NUM!	#NUM!
Min	25.2	0.0	36.8	38.0	35.4	30.0	25.2	31.1	40.0	37.7	0.0	0.0
Max	101.0	0.0	101.0	81.5	88.4	85.5	80.4	93.5	86.6	92.3	0.0	0.0
Range	75.8	0.0	64.1	43.5	52.9	55.5	55.2	62.3	46.6	54.6	0.0	0.0

Vehicle Speed (0-25 FT Vehicles)	Hour											
	Total	20:00-21:00	21:00-22:00	22:00-23:00	23:00-00:00	00:00-01:00	01:00-02:00	02:00-03:00	03:00-04:00	04:00-05:00	05:00-06:00	06:00-07:00
MPH												
< 10	0.0%	#DIV/0!	0.0%	0.0%	0.0%	0.0%	0.0%	0.0%	0.0%	0.0%	#DIV/0!	#DIV/0!
10-14	0.0%	#DIV/0!	0.0%	0.0%	0.0%	0.0%	0.0%	0.0%	0.0%	0.0%	#DIV/0!	#DIV/0!
15-19	0.0%	#DIV/0!	0.0%	0.0%	0.0%	0.0%	0.0%	0.0%	0.0%	0.0%	#DIV/0!	#DIV/0!
20-24	0.0%	#DIV/0!	0.0%	0.0%	0.0%	0.0%	0.0%	0.0%	0.0%	0.0%	#DIV/0!	#DIV/0!
25-29	0.2%	#DIV/0!	0.0%	0.0%	0.0%	1.1%	1.4%	0.0%	0.0%	0.0%	#DIV/0!	#DIV/0!
30-34	0.1%	#DIV/0!	0.0%	0.0%	0.0%	0.0%	0.0%	1.9%	0.0%	0.0%	#DIV/0!	#DIV/0!
35-39	0.8%	#DIV/0!	0.9%	0.9%	0.7%	1.1%	0.0%	0.0%	0.0%	1.1%	#DIV/0!	#DIV/0!
40-44	2.9%	#DIV/0!	1.9%	1.4%	2.1%	8.0%	7.0%	3.7%	5.8%	1.1%	#DIV/0!	#DIV/0!
45-49	9.2%	#DIV/0!	8.0%	11.9%	8.6%	5.7%	9.9%	14.8%	7.7%	9.1%	#DIV/0!	#DIV/0!
50-54	17.1%	#DIV/0!	18.6%	17.9%	20.7%	18.2%	11.3%	18.5%	11.5%	15.1%	#DIV/0!	#DIV/0!
55-59	19.5%	#DIV/0!	21.1%	17.4%	23.6%	15.9%	16.9%	14.8%	23.1%	18.3%	#DIV/0!	#DIV/0!
60-64	18.1%	#DIV/0!	17.3%	17.0%	18.6%	20.5%	15.5%	20.4%	20.2%	18.3%	#DIV/0!	#DIV/0!
65-69	16.3%	#DIV/0!	18.3%	15.6%	14.3%	13.6%	18.3%	13.0%	16.3%	16.7%	#DIV/0!	#DIV/0!
70-74	7.8%	#DIV/0!	7.1%	8.7%	6.4%	5.7%	11.3%	5.6%	4.8%	10.8%	#DIV/0!	#DIV/0!
>=75	8.2%	#DIV/0!	6.8%	9.2%	5.0%	10.2%	8.5%	7.4%	10.6%	9.7%	#DIV/0!	#DIV/0!
Total # of vehicles	1184	0	323	218	140	88	71	54	104	186	0	0
Average speed	60.3	#DIV/0!	60.4	60.2	59.4	59.3	60.6	59.3	60.9	61.3	#DIV/0!	#DIV/0!
St. Dev.	9.5	#DIV/0!	9.2	9.3	8.5	10.6	10.5	11.4	9.8	9.2	#DIV/0!	#DIV/0!
85th percentile	69.6	#NUM!	68.9	70.1	67.4	69.1	71.2	68.4	70.2	70.7	#NUM!	#NUM!
Min	25.2	0.0	36.8	38.0	35.7	30.0	25.2	31.1	41.1	37.7	0.0	0.0
Max	101.0	0.0	101.0	81.5	88.4	85.5	80.4	93.5	84.9	92.3	0.0	0.0
Range	75.8	0.0	64.1	43.5	52.7	55.5	55.2	62.3	43.8	54.6	0.0	0.0

Vehicle Speed (25-50 FT Vehicles)	Hour											
	Total	20:00-21:00	21:00-22:00	22:00-23:00	23:00-00:00	00:00-01:00	01:00-02:00	02:00-03:00	03:00-04:00	04:00-05:00	05:00-06:00	06:00-07:00
MPH												
< 10	0.0%	#DIV/0!	0.0%	0.0%	0.0%	0.0%	0.0%	0.0%	0.0%	0.0%	#DIV/0!	#DIV/0!
10-14	0.0%	#DIV/0!	0.0%	0.0%	0.0%	0.0%	0.0%	0.0%	0.0%	0.0%	#DIV/0!	#DIV/0!
15-19	0.0%	#DIV/0!	0.0%	0.0%	0.0%	0.0%	0.0%	0.0%	0.0%	0.0%	#DIV/0!	#DIV/0!
20-24	0.0%	#DIV/0!	0.0%	0.0%	0.0%	0.0%	0.0%	0.0%	0.0%	0.0%	#DIV/0!	#DIV/0!
25-29	0.0%	#DIV/0!	0.0%	0.0%	0.0%	0.0%	0.0%	0.0%	0.0%	0.0%	#DIV/0!	#DIV/0!
30-34	0.0%	#DIV/0!	0.0%	0.0%	0.0%	0.0%	0.0%	0.0%	0.0%	0.0%	#DIV/0!	#DIV/0!
35-39	2.1%	#DIV/0!	1.6%	0.0%	2.1%	0.0%	8.6%	9.1%	0.0%	0.0%	#DIV/0!	#DIV/0!
40-44	4.8%	#DIV/0!	6.6%	3.0%	8.5%	2.5%	5.7%	4.5%	6.7%	0.0%	#DIV/0!	#DIV/0!
45-49	25.1%	#DIV/0!	29.5%	30.3%	21.3%	32.5%	14.3%	13.6%	10.0%	36.4%	#DIV/0!	#DIV/0!
50-54	39.5%	#DIV/0!	39.3%	43.9%	42.6%	32.5%	40.0%	36.4%	46.7%	30.3%	#DIV/0!	#DIV/0!
55-59	17.7%	#DIV/0!	14.8%	18.2%	14.9%	25.0%	14.3%	27.3%	16.7%	15.2%	#DIV/0!	#DIV/0!
60-64	6.6%	#DIV/0!	4.9%	4.3%	7.5%	14.3%	9.1%	10.0%	6.1%	6.1%	#DIV/0!	#DIV/0!
65-69	2.1%	#DIV/0!	1.6%	1.5%	6.4%	0.0%	0.0%	0.0%	3.3%	3.0%	#DIV/0!	#DIV/0!
70-74	0.9%	#DIV/0!	1.6%	0.0%	0.0%	0.0%	2.9%	0.0%	0.0%	3.0%	#DIV/0!	#DIV/0!
>=75	1.2%	#DIV/0!	0.0%	0.0%	0.0%	0.0%	0.0%	0.0%	6.7%	6.1%	#DIV/0!	#DIV/0!
Total # of vehicle	334	0	61	66	47	40	35	22	30	33	0	0
Average speed	52.9	#DIV/0!	52.0	52.2	52.2	52.7	52.7	52.1	56.0	55.0	#DIV/0!	#DIV/0!
St. Dev.	6.7	#DIV/0!	5.8	4.6	6.3	4.9	7.2	6.6	9.6	9.5	#DIV/0!	#DIV/0!
85th percentile	58.2	#NUM!	55.9	57.0	58.2	57.0	61.4	55.9	63.1	63.0	#NUM!	#NUM!
Min	35.4	0.0	38.8	41.1	35.4	43.4	38.8	36.6	44.5	45.7	0.0	0.0
Max	86.6	0.0	71.2	66.1	66.1	63.9	73.0	63.9	86.6	83.8	0.0	0.0
Range	51.2	0.0	32.4	25.0	30.7	20.5	34.1	27.3	42.1	38.1	0.0	0.0

Vehicle Speed (50-75 FT Vehicles)	Hour											
	Total	20:00-21:00	21:00-22:00	22:00-23:00	23:00-00:00	00:00-01:00	01:00-02:00	02:00-03:00	03:00-04:00	04:00-05:00	05:00-06:00	06:00-07:00
MPH												
< 10	0.0%	#DIV/0!	0.0%	0.0%	0.0%	0.0%	0.0%	0.0%	0.0%	0.0%	#DIV/0!	#DIV/0!
10-14	0.0%	#DIV/0!	0.0%	0.0%	0.0%	0.0%	0.0%	0.0%	0.0%	0.0%	#DIV/0!	#DIV/0!
15-19	0.0%	#DIV/0!	0.0%	0.0%	0.0%	0.0%	0.0%	0.0%	0.0%	0.0%	#DIV/0!	#DIV/0!
20-24	0.0%	#DIV/0!	0.0%	0.0%	0.0%	0.0%	0.0%	0.0%	0.0%	0.0%	#DIV/0!	#DIV/0!
25-29	0.0%	#DIV/0!	0.0%	0.0%	0.0%	0.0%	0.0%	0.0%	0.0%	0.0%	#DIV/0!	#DIV/0!
30-34	0.0%	#DIV/0!	0.0%	0.0%	0.0%	0.0%	0.0%	0.0%	0.0%	0.0%	#DIV/0!	#DIV/0!
35-39	0.8%	#DIV/0!	5.0%	0.0%	0.0%	0.0%	0.0%	0.0%	0.0%	0.0%	#DIV/0!	#DIV/0!
40-44	13.6%	#DIV/0!	15.0%	25.9%	0.0%	0.0%	0.0%	20.0%	14.3%	12.5%	#DIV/0!	#DIV/0!
45-49	30.4%	#DIV/0!	30.0%	29.6%	12.5%	36.4%	50.0%	13.3%	42.9%	43.8%	#DIV/0!	#DIV/0!
50-54	28.8%	#DIV/0!	35.0%	22.2%	37.5%	18.2%	50.0%	46.7%	21.4%	12.5%	#DIV/0!	#DIV/0!
55-59	20.0%	#DIV/0!	15.0%	18.5%	37.5%	36.4%	0.0%	6.7%	21.4%	18.8%	#DIV/0!	#DIV/0!
60-64	4.8%	#DIV/0!	0.0%	3.7%	12.5%	9.1%	0.0%	6.7%	0.0%	6.3%	#DIV/0!	#DIV/0!
65-69	1.6%	#DIV/0!	0.0%	0.0%	0.0%	0.0%	0.0%	6.7%	0.0%	6.3%	#DIV/0!	#DIV/0!
70-74	0.0%	#DIV/0!	0.0%	0.0%	0.0%	0.0%	0.0%	0.0%	0.0%	0.0%	#DIV/0!	#DIV/0!
>=75	0.0%	#DIV/0!	0.0%	0.0%	0.0%	0.0%	0.0%	0.0%	0.0%	0.0%	#DIV/0!	#DIV/0!
Total # of vehicle	125	0	20	27	16	11	6	15	14	16	0	0
Average speed	51.2	#DIV/0!	49.9	49.8	54.6	53.4	50.0	51.7	50.4	51.3	#DIV/0!	#DIV/0!
St. Dev.	5.5	#DIV/0!	5.4	5.3	4.4	5.2	3.0	6.1	5.0	7.0	#DIV/0!	#DIV/0!
85th percentile	57.0	#NUM!	55.1	56.0	59.3	58.8	52.2	56.8	56.0	57.9	#NUM!	#NUM!
Min	38.8	0.0	38.8	41.1	45.7	45.7	46.8	43.4	44.5	42.3	0.0	0.0
Max	67.8	0.0	57.0	60.5	61.6	60.5	54.8	65.0	59.3	67.8	0.0	0.0
Range	28.9	0.0	18.2	19.3	15.9	14.8	8.0	21.6	14.8	25.5	0.0	0.0

Vehicle Speed (+75 FT Vehicles)	Hour											
	Total	20:00-21:00	21:00-22:00	22:00-23:00	23:00-00:00	00:00-01:00	01:00-02:00	02:00-03:00	03:00-04:00	04:00-05:00	05:00-06:00	06:00-07:00
MPH												
< 10	0.0%	#DIV/0!	0.0%	0.0%	0.0%	0.0%	0.0%	0.0%	0.0%	0.0%	#DIV/0!	#DIV/0!
10-14	0.0%	#DIV/0!	0.0%	0.0%	0.0%	0.0%	0.0%	0.0%	0.0%	0.0%	#DIV/0!	#DIV/0!
15-19	0.0%	#DIV/0!	0.0%	0.0%	0.0%	0.0%	0.0%	0.0%	0.0%	0.0%	#DIV/0!	#DIV/0!
20-24	0.0%	#DIV/0!	0.0%	0.0%	0.0%	0.0%	0.0%	0.0%	0.0%	0.0%	#DIV/0!	#DIV/0!
25-29	0.0%	#DIV/0!	0.0%	0.0%	0.0%	0.0%	0.0%	0.0%	0.0%	0.0%	#DIV/0!	#DIV/0!
30-34	0.0%	#DIV/0!	0.0%	0.0%	0.0%	0.0%	0.0%	0.0%	0.0%	0.0%	#DIV/0!	#DIV/0!
35-39	3.3%	#DIV/0!	0.0%	0.0%	0.0%	0.0%	0.0%	0.0%	20.0%	0.0%	#DIV/0!	#DIV/0!
40-44	10.0%	#DIV/0!	14.3%	0.0%	20.0%	33.3%	0.0%	0.0%	0.0%	0.0%	#DIV/0!	#DIV/0!
45-49	20.0%	#DIV/0!	0.0%	0.0%	20.0%	33.3%	0.0%	50.0%	20.0%	50.0%	#DIV/0!	#DIV/0!
50-54	53.3%	#DIV/0!	71.4%	100.0%	40.0%	33.3%	50.0%	50.0%	60.0%	25.0%	#DIV/0!	#DIV/0!
55-59	0.0%	#DIV/0!	0.0%	0.0%	0.0%	0.0%	0.0%	0.0%	0.0%	0.0%	#DIV/0!	#DIV/0!
60-64	3.3%	#DIV/0!	0.0%	0.0%	0.0%	0.0%	0.0%	0.0%	0.0%	25.0%	#DIV/0!	#DIV/0!
65-69	6.7%	#DIV/0!	0.0%	0.0%	20.0%	0.0%	50.0%	0.0%	0.0%	0.0%	#DIV/0!	#DIV/0!
70-74	0.0%	#DIV/0!	0.0%	0.0%	0.0%	0.0%	0.0%	0.0%	0.0%	0.0%	#DIV/0!	#DIV/0!
>=75	3.3%	#DIV/0!	14.3%	0.0%	0.0%	0.0%	0.0%	0.0%	0.0%	0.0%	#DIV/0!	#DIV/0!
Total # of vehicle	30	0	7	2	5	3	2	2	5	4	0	0
Average speed	52.6	#DIV/0!	56.8	52.5	52.5	47.9	59.3	50.2	48.6	51.9	#DIV/0!	#DIV/0!
St. Dev.	9.2	#DIV/0!	15.4	3.2	8.1	5.2	8.0	1.6	5.4	7.0	#DIV/0!	#DIV/0!
85th percentile	54.8	#NUM!	58.4	54.1	57.3	51.6	63.3	51.0	52.3	57.5	#NUM!	#NUM!
Min	40.0	0.0	43.4	50.2	44.5	43.4	53.6	49.1	40.0	46.8	0.0	0.0
Max	90.7	0.0	90.7	54.8	66.1	53.6	65.0	51.4	53.6	61.6	0.0	0.0
Range	50.7	0.0	47.3	4.6	21.6	10.2	11.4	2.3	13.7	14.8	0.0	0.0



Day 6 Beginning of Taper

Vehicle Speed (all vehicles)	Hour											
	Total	20:00-21:00	21:00-22:00	22:00-23:00	23:00-00:00	00:00-01:00	01:00-02:00	02:00-03:00	03:00-04:00	04:00-05:00	05:00-06:00	06:00-07:00
MPH												
< 10	0.0%	#DIV/0!	0.0%	0.0%	0.0%	0.0%	0.0%	0.0%	0.0%	0.0%	#DIV/0!	#DIV/0!
10-14	0.0%	#DIV/0!	0.0%	0.0%	0.0%	0.0%	0.0%	0.0%	0.0%	0.0%	#DIV/0!	#DIV/0!
15-19	0.0%	#DIV/0!	0.0%	0.0%	0.0%	0.0%	0.0%	0.0%	0.0%	0.0%	#DIV/0!	#DIV/0!
20-24	0.1%	#DIV/0!	0.0%	0.3%	0.0%	0.0%	0.0%	0.0%	0.0%	0.0%	#DIV/0!	#DIV/0!
25-29	0.2%	#DIV/0!	0.5%	0.3%	0.0%	0.0%	0.0%	0.0%	0.0%	0.0%	#DIV/0!	#DIV/0!
30-34	0.5%	#DIV/0!	0.5%	0.6%	0.5%	0.0%	2.7%	0.0%	0.0%	0.0%	#DIV/0!	#DIV/0!
35-39	2.2%	#DIV/0!	2.4%	2.2%	2.5%	3.4%	0.9%	2.1%	1.3%	2.6%	#DIV/0!	#DIV/0!
40-44	8.5%	#DIV/0!	9.5%	7.4%	8.8%	8.2%	10.9%	15.5%	4.5%	6.4%	#DIV/0!	#DIV/0!
45-49	18.3%	#DIV/0!	19.0%	17.0%	19.1%	21.8%	14.5%	19.6%	20.8%	15.3%	#DIV/0!	#DIV/0!
50-54	21.8%	#DIV/0!	21.9%	23.2%	27.0%	18.4%	11.8%	19.6%	20.1%	23.8%	#DIV/0!	#DIV/0!
55-59	18.9%	#DIV/0!	18.3%	17.3%	16.7%	18.4%	19.1%	17.5%	22.1%	23.0%	#DIV/0!	#DIV/0!
60-64	12.8%	#DIV/0!	13.8%	12.7%	12.7%	13.6%	16.4%	9.3%	12.3%	11.1%	#DIV/0!	#DIV/0!
65-69	9.3%	#DIV/0!	9.8%	11.1%	6.4%	8.2%	8.2%	8.2%	9.7%	9.8%	#DIV/0!	#DIV/0!
70-74	3.8%	#DIV/0!	2.6%	5.3%	3.4%	4.1%	5.5%	3.1%	5.2%	2.6%	#DIV/0!	#DIV/0!
>=75	3.7%	#DIV/0!	1.7%	2.5%	2.9%	4.1%	10.0%	5.2%	3.9%	5.5%	#DIV/0!	#DIV/0!
Total # of vehicles	1690	0	420	323	204	147	110	97	154	235	0	0
Average speed	55.4	#DIV/0!	54.8	55.5	54.6	55.1	56.8	54.5	56.6	56.3	#DIV/0!	#DIV/0!
St. Dev.	9.3	#DIV/0!	8.9	9.3	8.6	9.8	11.1	10.0	9.1	9.4	#DIV/0!	#DIV/0!
85th percentile	65.1	#NUM!	63.9	65.2	62.7	64.3	67.4	64.8	66.5	65.1	#NUM!	#NUM!
Min	24.6	0.0	28.1	24.6	34.1	35.2	31.7	37.7	35.3	36.5	0.0	0.0
Max	100.5	0.0	100.5	88.9	85.3	90.1	85.3	88.9	87.7	85.3	0.0	0.0
Range	75.9	0.0	72.3	64.3	51.2	54.9	53.6	51.2	52.4	48.8	0.0	0.0

Vehicle Speed (0-25 FT Vehicles)	Hour											
	Total	20:00-21:00	21:00-22:00	22:00-23:00	23:00-00:00	00:00-01:00	01:00-02:00	02:00-03:00	03:00-04:00	04:00-05:00	05:00-06:00	06:00-07:00
MPH												
< 10	0.0%	#DIV/0!	0.0%	0.0%	0.0%	0.0%	0.0%	0.0%	0.0%	0.0%	#DIV/0!	#DIV/0!
10-14	0.0%	#DIV/0!	0.0%	0.0%	0.0%	0.0%	0.0%	0.0%	0.0%	0.0%	#DIV/0!	#DIV/0!
15-19	0.0%	#DIV/0!	0.0%	0.0%	0.0%	0.0%	0.0%	0.0%	0.0%	0.0%	#DIV/0!	#DIV/0!
20-24	0.1%	#DIV/0!	0.0%	0.4%	0.0%	0.0%	0.0%	0.0%	0.0%	0.0%	#DIV/0!	#DIV/0!
25-29	0.1%	#DIV/0!	0.0%	0.4%	0.0%	0.0%	0.0%	0.0%	0.0%	0.0%	#DIV/0!	#DIV/0!
30-34	0.3%	#DIV/0!	0.6%	0.0%	0.0%	0.0%	2.9%	0.0%	0.0%	0.0%	#DIV/0!	#DIV/0!
35-39	1.4%	#DIV/0!	1.6%	1.3%	0.7%	2.4%	0.0%	1.7%	1.9%	1.1%	#DIV/0!	#DIV/0!
40-44	4.2%	#DIV/0!	6.5%	3.6%	5.1%	1.2%	5.8%	5.0%	1.0%	2.8%	#DIV/0!	#DIV/0!
45-49	15.0%	#DIV/0!	16.5%	15.7%	17.5%	16.5%	5.8%	16.7%	15.2%	11.3%	#DIV/0!	#DIV/0!
50-54	19.1%	#DIV/0!	21.2%	18.4%	21.9%	11.8%	10.1%	20.0%	14.3%	23.7%	#DIV/0!	#DIV/0!
55-59	21.1%	#DIV/0!	20.6%	18.4%	19.7%	23.5%	23.2%	18.3%	22.9%	24.3%	#DIV/0!	#DIV/0!
60-64	16.0%	#DIV/0!	16.5%	15.2%	16.8%	18.8%	18.8%	11.7%	17.1%	13.6%	#DIV/0!	#DIV/0!
65-69	12.7%	#DIV/0!	11.8%	15.2%	9.5%	11.8%	13.0%	13.3%	14.3%	12.4%	#DIV/0!	#DIV/0!
70-74	5.1%	#DIV/0!	2.8%	7.6%	5.1%	7.1%	5.8%	5.0%	7.6%	3.4%	#DIV/0!	#DIV/0!
>=75	5.0%	#DIV/0!	1.9%	3.6%	3.6%	7.1%	14.5%	8.3%	5.7%	7.3%	#DIV/0!	#DIV/0!
Total # of vehicles	1177	0	321	223	137	85	69	60	105	177	0	0
Average speed	57.7	#DIV/0!	56.3	57.7	56.8	58.9	60.3	57.9	59.3	58.4	#DIV/0!	#DIV/0!
St. Dev.	9.3	#DIV/0!	8.7	9.4	8.6	10.1	10.8	10.4	9.3	9.2	#DIV/0!	#DIV/0!
85th percentile	67.4	#NUM!	65.1	67.4	66.1	69.5	73.5	67.0	69.8	67.4	#NUM!	#NUM!
Min	24.6	0.0	32.9	24.6	36.5	35.2	32.9	37.7	35.3	37.7	0.0	0.0
Max	100.5	0.0	100.5	88.9	85.3	90.1	85.3	88.9	87.7	85.3	0.0	0.0
Range	75.9	0.0	67.6	64.3	48.8	54.9	52.4	51.2	52.4	47.6	0.0	0.0

		Hour										
Vehicle Speed (25-50 FT Vehicles)	Total	20:00-21:00	21:00-22:00	22:00-23:00	23:00-00:00	00:00-01:00	01:00-02:00	02:00-03:00	03:00-04:00	04:00-05:00	05:00-06:00	06:00-07:00
		MPH										
< 10	0.0%	#DIV/0!	0.0%	0.0%	0.0%	0.0%	0.0%	0.0%	0.0%	0.0%	#DIV/0!	#DIV/0!
10-14	0.0%	#DIV/0!	0.0%	0.0%	0.0%	0.0%	0.0%	0.0%	0.0%	0.0%	#DIV/0!	#DIV/0!
15-19	0.0%	#DIV/0!	0.0%	0.0%	0.0%	0.0%	0.0%	0.0%	0.0%	0.0%	#DIV/0!	#DIV/0!
20-24	0.0%	#DIV/0!	0.0%	0.0%	0.0%	0.0%	0.0%	0.0%	0.0%	0.0%	#DIV/0!	#DIV/0!
25-29	0.0%	#DIV/0!	0.0%	0.0%	0.0%	0.0%	0.0%	0.0%	0.0%	0.0%	#DIV/0!	#DIV/0!
30-34	1.0%	#DIV/0!	0.0%	1.6%	2.3%	0.0%	3.6%	0.0%	0.0%	0.0%	#DIV/0!	#DIV/0!
35-39	4.3%	#DIV/0!	3.6%	3.2%	7.0%	7.7%	3.6%	0.0%	0.0%	6.1%	#DIV/0!	#DIV/0!
40-44	16.7%	#DIV/0!	21.8%	12.9%	16.3%	12.8%	21.4%	23.8%	8.3%	18.2%	#DIV/0!	#DIV/0!
45-49	23.0%	#DIV/0!	20.0%	21.0%	11.6%	28.2%	25.0%	28.6%	33.3%	27.3%	#DIV/0!	#DIV/0!
50-54	30.5%	#DIV/0!	32.7%	32.3%	41.9%	33.3%	14.3%	23.8%	33.3%	21.2%	#DIV/0!	#DIV/0!
55-59	15.1%	#DIV/0!	12.7%	16.1%	14.0%	5.1%	14.3%	19.0%	25.0%	21.2%	#DIV/0!	#DIV/0!
60-64	6.6%	#DIV/0!	3.6%	9.7%	7.0%	7.7%	14.3%	4.8%	0.0%	3.0%	#DIV/0!	#DIV/0!
65-69	2.6%	#DIV/0!	5.5%	3.2%	0.0%	5.1%	0.0%	0.0%	0.0%	3.0%	#DIV/0!	#DIV/0!
70-74	0.3%	#DIV/0!	0.0%	0.0%	0.0%	0.0%	3.6%	0.0%	0.0%	0.0%	#DIV/0!	#DIV/0!
>=75	0.0%	#DIV/0!	0.0%	0.0%	0.0%	0.0%	0.0%	0.0%	0.0%	0.0%	#DIV/0!	#DIV/0!
Total # of vehicle	305	0	55	62	43	39	28	21	24	33	0	0
Average speed	50.6	#DIV/0!	50.7	51.4	50.2	50.2	50.5	49.9	51.2	50.0	#DIV/0!	#DIV/0!
St. Dev.	6.8	#DIV/0!	6.6	6.9	6.8	7.2	8.9	6.0	4.7	6.7	#DIV/0!	#DIV/0!
85th percentile	56.7	#NUM!	56.6	58.7	55.5	56.2	60.2	56.7	55.5	55.8	#NUM!	#NUM!
Min	31.7	0.0	36.5	34.1	34.1	35.3	31.7	41.2	40.0	36.5	0.0	0.0
Max	72.2	0.0	66.2	69.8	63.9	67.4	72.2	61.5	59.1	67.4	0.0	0.0
Range	40.5	0.0	29.8	35.7	29.8	32.1	40.5	20.2	19.0	31.0	0.0	0.0

		Hour										
Vehicle Speed (50-75 FT Vehicles)	Total	20:00-21:00	21:00-22:00	22:00-23:00	23:00-00:00	00:00-01:00	01:00-02:00	02:00-03:00	03:00-04:00	04:00-05:00	05:00-06:00	06:00-07:00
		MPH										
< 10	0.0%	#DIV/0!	0.0%	0.0%	0.0%	0.0%	0.0%	0.0%	0.0%	0.0%	#DIV/0!	#DIV/0!
10-14	0.0%	#DIV/0!	0.0%	0.0%	0.0%	0.0%	0.0%	0.0%	0.0%	0.0%	#DIV/0!	#DIV/0!
15-19	0.0%	#DIV/0!	0.0%	0.0%	0.0%	0.0%	0.0%	0.0%	0.0%	0.0%	#DIV/0!	#DIV/0!
20-24	0.0%	#DIV/0!	0.0%	0.0%	0.0%	0.0%	0.0%	0.0%	0.0%	0.0%	#DIV/0!	#DIV/0!
25-29	1.2%	#DIV/0!	5.9%	0.0%	0.0%	0.0%	0.0%	0.0%	0.0%	0.0%	#DIV/0!	#DIV/0!
30-34	0.0%	#DIV/0!	0.0%	0.0%	0.0%	0.0%	0.0%	0.0%	0.0%	0.0%	#DIV/0!	#DIV/0!
35-39	4.8%	#DIV/0!	8.8%	5.7%	5.0%	0.0%	0.0%	8.3%	0.0%	5.3%	#DIV/0!	#DIV/0!
40-44	22.4%	#DIV/0!	20.6%	22.9%	15.0%	26.3%	22.2%	41.7%	17.6%	21.1%	#DIV/0!	#DIV/0!
45-49	30.3%	#DIV/0!	35.3%	20.0%	40.0%	26.3%	44.4%	25.0%	35.3%	26.3%	#DIV/0!	#DIV/0!
50-54	26.1%	#DIV/0!	14.7%	37.1%	35.0%	21.1%	11.1%	16.7%	29.4%	31.6%	#DIV/0!	#DIV/0!
55-59	10.9%	#DIV/0!	5.9%	11.4%	5.0%	21.1%	11.1%	8.3%	17.6%	10.5%	#DIV/0!	#DIV/0!
60-64	4.2%	#DIV/0!	8.8%	2.9%	0.0%	5.3%	11.1%	0.0%	0.0%	5.3%	#DIV/0!	#DIV/0!
65-69	0.0%	#DIV/0!	0.0%	0.0%	0.0%	0.0%	0.0%	0.0%	0.0%	0.0%	#DIV/0!	#DIV/0!
70-74	0.0%	#DIV/0!	0.0%	0.0%	0.0%	0.0%	0.0%	0.0%	0.0%	0.0%	#DIV/0!	#DIV/0!
>=75	0.0%	#DIV/0!	0.0%	0.0%	0.0%	0.0%	0.0%	0.0%	0.0%	0.0%	#DIV/0!	#DIV/0!
Total # of vehicle	165	0	34	35	20	19	9	12	17	19	0	0
Average speed	48.9	#DIV/0!	47.3	49.2	49.0	50.2	49.7	47.0	50.1	49.6	#DIV/0!	#DIV/0!
St. Dev.	6.1	#DIV/0!	7.6	6.1	4.6	5.6	7.4	5.0	4.5	6.2	#DIV/0!	#DIV/0!
85th percentile	54.8	#NUM!	54.4	54.3	53.3	56.7	56.5	51.6	55.0	55.0	#NUM!	#NUM!
Min	28.1	0.0	28.1	37.7	38.9	42.4	40.0	38.9	42.4	38.9	0.0	0.0
Max	63.9	0.0	62.7	61.5	59.1	60.3	63.9	55.5	57.9	61.5	0.0	0.0
Range	35.7	0.0	34.5	23.8	20.2	17.9	23.8	16.7	15.5	22.6	0.0	0.0

Vehicle Speed (+75 FT Vehicles)	Hour											
	Total	20:00-21:00	21:00-22:00	22:00-23:00	23:00-00:00	00:00-01:00	01:00-02:00	02:00-03:00	03:00-04:00	04:00-05:00	05:00-06:00	06:00-07:00
MPH												
< 10	0.0%	#DIV/0!	0.0%	0.0%	0.0%	0.0%	0.0%	0.0%	0.0%	0.0%	#DIV/0!	#DIV/0!
10-14	0.0%	#DIV/0!	0.0%	0.0%	0.0%	0.0%	0.0%	0.0%	0.0%	0.0%	#DIV/0!	#DIV/0!
15-19	0.0%	#DIV/0!	0.0%	0.0%	0.0%	0.0%	0.0%	0.0%	0.0%	0.0%	#DIV/0!	#DIV/0!
20-24	0.0%	#DIV/0!	0.0%	0.0%	0.0%	0.0%	0.0%	0.0%	0.0%	0.0%	#DIV/0!	#DIV/0!
25-29	0.0%	#DIV/0!	0.0%	0.0%	0.0%	0.0%	0.0%	0.0%	0.0%	0.0%	#DIV/0!	#DIV/0!
30-34	2.3%	#DIV/0!	0.0%	33.3%	0.0%	0.0%	0.0%	0.0%	0.0%	0.0%	#DIV/0!	#DIV/0!
35-39	2.3%	#DIV/0!	0.0%	0.0%	0.0%	0.0%	0.0%	0.0%	0.0%	16.7%	#DIV/0!	#DIV/0!
40-44	11.6%	#DIV/0!	0.0%	0.0%	25.0%	25.0%	0.0%	50.0%	12.5%	0.0%	#DIV/0!	#DIV/0!
45-49	30.2%	#DIV/0!	40.0%	0.0%	50.0%	50.0%	25.0%	0.0%	25.0%	33.3%	#DIV/0!	#DIV/0!
50-54	16.3%	#DIV/0!	10.0%	33.3%	0.0%	0.0%	25.0%	0.0%	37.5%	16.7%	#DIV/0!	#DIV/0!
55-59	18.6%	#DIV/0!	20.0%	33.3%	0.0%	25.0%	0.0%	25.0%	12.5%	33.3%	#DIV/0!	#DIV/0!
60-64	4.7%	#DIV/0!	0.0%	0.0%	0.0%	0.0%	0.0%	25.0%	12.5%	0.0%	#DIV/0!	#DIV/0!
65-69	0.0%	#DIV/0!	0.0%	0.0%	0.0%	0.0%	0.0%	0.0%	0.0%	0.0%	#DIV/0!	#DIV/0!
70-74	7.0%	#DIV/0!	20.0%	0.0%	0.0%	0.0%	25.0%	0.0%	0.0%	0.0%	#DIV/0!	#DIV/0!
>=75	7.0%	#DIV/0!	10.0%	0.0%	25.0%	0.0%	25.0%	0.0%	0.0%	0.0%	#DIV/0!	#DIV/0!
Total # of vehicle	43	0	10	3	4	4	4	4	8	6	0	0
Average speed	52.3	#DIV/0!	56.2	48.0	54.9	48.1	57.9	50.5	51.2	49.8	#DIV/0!	#DIV/0!
St. Dev.	9.6	#DIV/0!	10.2	12.4	14.8	5.4	14.5	9.4	7.4	7.6	#DIV/0!	#DIV/0!
85th percentile	59.1	#NUM!	68.6	56.1	64.6	51.8	67.4	58.7	58.9	56.1	#NUM!	#NUM!
Min	34.1	0.0	47.2	34.1	44.8	42.4	48.4	41.2	40.0	37.7	0.0	0.0
Max	77.0	0.0	74.6	57.9	77.0	55.5	74.6	60.3	62.7	57.9	0.0	0.0
Range	42.9	0.0	27.4	23.8	32.1	13.1	26.2	19.0	22.6	20.2	0.0	0.0

Day 6 End of Taper

Vehicle Speed (all vehicles)	Hour											
	Total	20:00-21:00	21:00-22:00	22:00-23:00	23:00-00:00	00:00-01:00	01:00-02:00	02:00-03:00	03:00-04:00	04:00-05:00	05:00-06:00	06:00-07:00
MPH												
< 10	0.0%	#DIV/0!	0.0%	0.0%	0.0%	0.0%	0.0%	0.0%	0.0%	0.0%	#DIV/0!	#DIV/0!
10-14	0.0%	#DIV/0!	0.0%	0.0%	0.0%	0.0%	0.0%	0.0%	0.0%	0.0%	#DIV/0!	#DIV/0!
15-19	0.0%	#DIV/0!	0.0%	0.0%	0.0%	0.0%	0.0%	0.0%	0.0%	0.0%	#DIV/0!	#DIV/0!
20-24	0.1%	#DIV/0!	0.0%	0.0%	0.0%	0.7%	0.0%	0.0%	0.0%	0.0%	#DIV/0!	#DIV/0!
25-29	0.1%	#DIV/0!	0.2%	0.0%	0.0%	0.0%	0.0%	0.0%	0.0%	0.0%	#DIV/0!	#DIV/0!
30-34	0.5%	#DIV/0!	0.7%	0.3%	1.0%	0.7%	0.9%	0.0%	0.0%	0.4%	#DIV/0!	#DIV/0!
35-39	2.7%	#DIV/0!	2.5%	3.8%	0.5%	2.1%	1.9%	2.1%	3.3%	3.9%	#DIV/0!	#DIV/0!
40-44	9.3%	#DIV/0!	11.6%	9.3%	7.2%	11.6%	8.4%	9.6%	6.6%	7.7%	#DIV/0!	#DIV/0!
45-49	27.7%	#DIV/0!	29.1%	30.1%	30.8%	28.8%	22.4%	36.2%	21.2%	21.5%	#DIV/0!	#DIV/0!
50-54	24.1%	#DIV/0!	24.0%	24.0%	27.4%	17.1%	19.6%	23.4%	29.1%	24.9%	#DIV/0!	#DIV/0!
55-59	17.1%	#DIV/0!	15.3%	16.3%	15.9%	17.8%	22.4%	16.0%	16.6%	20.6%	#DIV/0!	#DIV/0!
60-64	10.0%	#DIV/0!	10.9%	7.7%	9.1%	10.3%	6.5%	7.4%	13.9%	12.0%	#DIV/0!	#DIV/0!
65-69	4.6%	#DIV/0!	4.0%	2.9%	4.8%	6.8%	9.3%	3.2%	5.3%	4.3%	#DIV/0!	#DIV/0!
70-74	2.2%	#DIV/0!	0.5%	2.9%	1.9%	2.1%	6.5%	2.1%	1.3%	3.0%	#DIV/0!	#DIV/0!
>=75	1.8%	#DIV/0!	1.2%	2.6%	1.4%	2.1%	1.9%	0.0%	2.6%	1.7%	#DIV/0!	#DIV/0!
Total # of vehicles	1656	0	405	312	208	146	107	94	151	233	0	0
Average speed	52.7	#DIV/0!	51.9	52.4	53.0	52.5	54.5	51.9	54.0	53.4	#DIV/0!	#DIV/0!
St. Dev.	8.1	#DIV/0!	7.7	8.3	7.4	8.7	9.0	6.9	8.1	8.3	#DIV/0!	#DIV/0!
85th percentile	60.9	#NUM!	60.0	59.8	60.9	60.9	65.6	58.1	61.7	61.9	#NUM!	#NUM!
Min	21.6	0.0	28.2	34.7	31.0	21.6	34.7	38.5	37.5	31.9	0.0	0.0
Max	86.2	0.0	79.7	82.5	76.9	75.0	77.8	72.2	85.3	86.2	0.0	0.0
Range	64.6	0.0	51.5	47.8	45.9	53.4	43.1	33.7	47.8	54.3	0.0	0.0

Vehicle Speed (0-25 FT Vehicles)	Hour											
	Total	20:00-21:00	21:00-22:00	22:00-23:00	23:00-00:00	00:00-01:00	01:00-02:00	02:00-03:00	03:00-04:00	04:00-05:00	05:00-06:00	06:00-07:00
MPH												
< 10	0.0%	#DIV/0!	0.0%	0.0%	0.0%	0.0%	0.0%	0.0%	0.0%	0.0%	#DIV/0!	#DIV/0!
10-14	0.0%	#DIV/0!	0.0%	0.0%	0.0%	0.0%	0.0%	0.0%	0.0%	0.0%	#DIV/0!	#DIV/0!
15-19	0.0%	#DIV/0!	0.0%	0.0%	0.0%	0.0%	0.0%	0.0%	0.0%	0.0%	#DIV/0!	#DIV/0!
20-24	0.1%	#DIV/0!	0.0%	0.0%	0.0%	1.2%	0.0%	0.0%	0.0%	0.0%	#DIV/0!	#DIV/0!
25-29	0.0%	#DIV/0!	0.0%	0.0%	0.0%	0.0%	0.0%	0.0%	0.0%	0.0%	#DIV/0!	#DIV/0!
30-34	0.4%	#DIV/0!	0.7%	0.0%	0.0%	1.2%	1.5%	0.0%	0.0%	0.6%	#DIV/0!	#DIV/0!
35-39	1.6%	#DIV/0!	1.0%	2.9%	0.0%	0.0%	0.0%	1.8%	3.8%	2.2%	#DIV/0!	#DIV/0!
40-44	5.1%	#DIV/0!	7.3%	5.2%	3.0%	4.9%	4.6%	1.8%	1.9%	6.2%	#DIV/0!	#DIV/0!
45-49	23.3%	#DIV/0!	25.3%	27.6%	28.4%	21.0%	13.8%	29.1%	17.3%	17.4%	#DIV/0!	#DIV/0!
50-54	24.8%	#DIV/0!	26.7%	23.8%	29.1%	16.0%	16.9%	27.3%	27.9%	24.2%	#DIV/0!	#DIV/0!
55-59	20.9%	#DIV/0!	18.7%	19.5%	17.9%	23.5%	30.8%	20.0%	21.2%	23.6%	#DIV/0!	#DIV/0!
60-64	13.3%	#DIV/0!	14.0%	11.0%	11.9%	17.3%	9.2%	10.9%	14.4%	15.7%	#DIV/0!	#DIV/0!
65-69	5.7%	#DIV/0!	4.7%	2.9%	6.0%	9.9%	12.3%	5.5%	7.7%	5.1%	#DIV/0!	#DIV/0!
70-74	2.6%	#DIV/0!	0.7%	3.8%	1.5%	2.5%	7.7%	3.6%	1.9%	3.4%	#DIV/0!	#DIV/0!
>=75	2.1%	#DIV/0!	1.0%	3.3%	2.2%	2.5%	3.1%	0.0%	3.8%	1.7%	#DIV/0!	#DIV/0!
Total # of vehicles	1127	0	300	210	134	81	65	55	104	178	0	0
Average speed	54.4	#DIV/0!	53.3	54.0	54.3	55.0	57.0	54.2	55.6	54.8	#DIV/0!	#DIV/0!
St. Dev.	8.0	#DIV/0!	7.3	8.4	7.0	8.9	8.6	7.0	8.4	8.2	#DIV/0!	#DIV/0!
85th percentile	61.9	#NUM!	60.9	61.0	61.9	62.8	65.6	60.9	63.6	62.8	#NUM!	#NUM!
Min	21.6	0.0	31.9	36.6	40.3	21.6	34.7	38.5	37.5	31.9	0.0	0.0
Max	86.2	0.0	79.7	82.5	76.9	75.0	77.8	72.2	85.3	86.2	0.0	0.0
Range	64.6	0.0	47.8	45.9	36.5	53.4	43.1	33.7	47.8	54.3	0.0	0.0

Vehicle Speed (25-50 FT Vehicles)	Hour											
	Total	20:00-21:00	21:00-22:00	22:00-23:00	23:00-00:00	00:00-01:00	01:00-02:00	02:00-03:00	03:00-04:00	04:00-05:00	05:00-06:00	06:00-07:00
MPH												
< 10	0.0%	#DIV/0!	0.0%	0.0%	0.0%	0.0%	0.0%	0.0%	0.0%	0.0%	#DIV/0!	#DIV/0!
10-14	0.0%	#DIV/0!	0.0%	0.0%	0.0%	0.0%	0.0%	0.0%	0.0%	0.0%	#DIV/0!	#DIV/0!
15-19	0.0%	#DIV/0!	0.0%	0.0%	0.0%	0.0%	0.0%	0.0%	0.0%	0.0%	#DIV/0!	#DIV/0!
20-24	0.0%	#DIV/0!	0.0%	0.0%	0.0%	0.0%	0.0%	0.0%	0.0%	0.0%	#DIV/0!	#DIV/0!
25-29	0.3%	#DIV/0!	1.7%	0.0%	0.0%	0.0%	0.0%	0.0%	0.0%	0.0%	#DIV/0!	#DIV/0!
30-34	0.6%	#DIV/0!	0.0%	0.0%	4.1%	0.0%	0.0%	0.0%	0.0%	0.0%	#DIV/0!	#DIV/0!
35-39	4.0%	#DIV/0!	5.1%	6.1%	0.0%	4.3%	6.1%	4.8%	0.0%	3.1%	#DIV/0!	#DIV/0!
40-44	17.3%	#DIV/0!	22.0%	18.2%	16.3%	21.3%	15.2%	19.0%	9.1%	9.4%	#DIV/0!	#DIV/0!
45-49	37.7%	#DIV/0!	42.4%	36.4%	34.7%	42.6%	33.3%	38.1%	27.3%	40.6%	#DIV/0!	#DIV/0!
50-54	23.4%	#DIV/0!	20.3%	24.2%	20.4%	14.9%	21.2%	19.0%	45.5%	34.4%	#DIV/0!	#DIV/0!
55-59	9.4%	#DIV/0!	5.1%	7.6%	14.3%	8.5%	12.1%	14.3%	9.1%	9.4%	#DIV/0!	#DIV/0!
60-64	3.0%	#DIV/0!	1.7%	1.5%	6.1%	2.1%	3.0%	4.8%	9.1%	0.0%	#DIV/0!	#DIV/0!
65-69	1.8%	#DIV/0!	0.0%	3.0%	2.0%	2.1%	3.0%	0.0%	0.0%	3.1%	#DIV/0!	#DIV/0!
70-74	1.5%	#DIV/0!	0.0%	1.5%	2.0%	2.1%	6.1%	0.0%	0.0%	0.0%	#DIV/0!	#DIV/0!
>=75	0.9%	#DIV/0!	1.7%	1.5%	0.0%	2.1%	0.0%	0.0%	0.0%	0.0%	#DIV/0!	#DIV/0!
Total # of vehicle	329	0	59	66	49	47	33	21	22	32	0	0
Average speed	49.4	#DIV/0!	47.7	49.4	50.4	48.9	50.7	49.1	51.5	49.6	#DIV/0!	#DIV/0!
St. Dev.	7.1	#DIV/0!	6.6	7.7	7.6	7.3	8.4	6.5	5.2	5.4	#DIV/0!	#DIV/0!
85th percentile	55.3	#NUM!	51.9	54.9	56.3	54.9	57.6	56.3	56.0	52.8	#NUM!	#NUM!
Min	28.2	0.0	28.2	38.5	31.0	37.5	38.5	38.5	40.3	38.5	0.0	0.0
Max	81.6	0.0	75.9	81.6	70.3	75.0	72.2	64.7	61.9	68.4	0.0	0.0
Range	53.4	0.0	47.8	43.1	39.3	37.5	33.7	26.2	21.5	30.0	0.0	0.0

Vehicle Speed (50-75 FT Vehicles)	Hour											
	Total	20:00-21:00	21:00-22:00	22:00-23:00	23:00-00:00	00:00-01:00	01:00-02:00	02:00-03:00	03:00-04:00	04:00-05:00	05:00-06:00	06:00-07:00
MPH												
< 10	0.0%	#DIV/0!	0.0%	0.0%	0.0%	0.0%	0.0%	0.0%	0.0%	0.0%	#DIV/0!	#DIV/0!
10-14	0.0%	#DIV/0!	0.0%	0.0%	0.0%	0.0%	0.0%	0.0%	0.0%	0.0%	#DIV/0!	#DIV/0!
15-19	0.0%	#DIV/0!	0.0%	0.0%	0.0%	0.0%	0.0%	0.0%	0.0%	0.0%	#DIV/0!	#DIV/0!
20-24	0.0%	#DIV/0!	0.0%	0.0%	0.0%	0.0%	0.0%	0.0%	0.0%	0.0%	#DIV/0!	#DIV/0!
25-29	0.0%	#DIV/0!	0.0%	0.0%	0.0%	0.0%	0.0%	0.0%	0.0%	0.0%	#DIV/0!	#DIV/0!
30-34	1.7%	#DIV/0!	3.7%	4.0%	0.0%	0.0%	0.0%	0.0%	0.0%	0.0%	#DIV/0!	#DIV/0!
35-39	5.1%	#DIV/0!	7.4%	8.0%	0.0%	0.0%	0.0%	0.0%	7.1%	7.7%	#DIV/0!	#DIV/0!
40-44	22.9%	#DIV/0!	25.9%	24.0%	8.3%	8.3%	20.0%	20.0%	35.7%	30.8%	#DIV/0!	#DIV/0!
45-49	39.8%	#DIV/0!	40.7%	40.0%	41.7%	33.3%	40.0%	60.0%	42.9%	23.1%	#DIV/0!	#DIV/0!
50-54	20.3%	#DIV/0!	11.1%	20.0%	41.7%	41.7%	40.0%	20.0%	7.1%	7.7%	#DIV/0!	#DIV/0!
55-59	4.2%	#DIV/0!	3.7%	4.0%	0.0%	8.3%	0.0%	0.0%	0.0%	15.4%	#DIV/0!	#DIV/0!
60-64	1.7%	#DIV/0!	3.7%	0.0%	0.0%	0.0%	0.0%	0.0%	7.1%	0.0%	#DIV/0!	#DIV/0!
65-69	0.8%	#DIV/0!	0.0%	0.0%	0.0%	8.3%	0.0%	0.0%	0.0%	0.0%	#DIV/0!	#DIV/0!
70-74	1.7%	#DIV/0!	0.0%	0.0%	8.3%	0.0%	0.0%	0.0%	7.7%	#DIV/0!	#DIV/0!	
>=75	1.7%	#DIV/0!	3.7%	0.0%	0.0%	0.0%	0.0%	0.0%	7.7%	#DIV/0!	#DIV/0!	
Total # of vehicle	118	0	27	25	12	12	5	10	14	13	0	0
Average speed	48.1	#DIV/0!	47.7	45.9	51.5	51.5	47.8	47.4	46.8	49.0	#DIV/0!	#DIV/0!
St. Dev.	7.0	#DIV/0!	8.4	4.9	6.9	6.6	5.1	3.1	6.5	10.0	#DIV/0!	#DIV/0!
85th percentile	52.5	#NUM!	50.8	50.6	54.4	55.0	52.9	50.9	49.9	56.0	#NUM!	#NUM!
Min	33.8	0.0	33.8	34.7	44.1	42.2	41.3	42.2	39.4	39.4	0.0	0.0
Max	77.8	0.0	77.8	55.3	71.3	68.4	53.5	51.6	64.7	75.0	0.0	0.0
Range	44.0	0.0	44.0	20.6	27.2	26.2	12.2	9.4	25.3	35.6	0.0	0.0

Vehicle Speed (+75 FT Vehicles)	Hour											
	Total	20:00-21:00	21:00-22:00	22:00-23:00	23:00-00:00	00:00-01:00	01:00-02:00	02:00-03:00	03:00-04:00	04:00-05:00	05:00-06:00	06:00-07:00
MPH												
< 10	0.0%	#DIV/0!	0.0%	0.0%	0.0%	0.0%	0.0%	0.0%	0.0%	0.0%	#DIV/0!	#DIV/0!
10-14	0.0%	#DIV/0!	0.0%	0.0%	0.0%	0.0%	0.0%	0.0%	0.0%	0.0%	#DIV/0!	#DIV/0!
15-19	0.0%	#DIV/0!	0.0%	0.0%	0.0%	0.0%	0.0%	0.0%	0.0%	0.0%	#DIV/0!	#DIV/0!
20-24	0.0%	#DIV/0!	0.0%	0.0%	0.0%	0.0%	0.0%	0.0%	0.0%	0.0%	#DIV/0!	#DIV/0!
25-29	0.0%	#DIV/0!	0.0%	0.0%	0.0%	0.0%	0.0%	0.0%	0.0%	0.0%	#DIV/0!	#DIV/0!
30-34	0.0%	#DIV/0!	0.0%	0.0%	0.0%	0.0%	0.0%	0.0%	0.0%	0.0%	#DIV/0!	#DIV/0!
35-39	8.5%	#DIV/0!	10.5%	0.0%	7.7%	16.7%	0.0%	0.0%	0.0%	30.0%	#DIV/0!	#DIV/0!
40-44	14.6%	#DIV/0!	26.3%	0.0%	15.4%	33.3%	0.0%	25.0%	9.1%	0.0%	#DIV/0!	#DIV/0!
45-49	29.3%	#DIV/0!	31.6%	18.2%	30.8%	16.7%	50.0%	50.0%	18.2%	30.0%	#DIV/0!	#DIV/0!
50-54	22.0%	#DIV/0!	10.5%	36.4%	23.1%	0.0%	25.0%	12.5%	36.4%	30.0%	#DIV/0!	#DIV/0!
55-59	15.9%	#DIV/0!	10.5%	36.4%	15.4%	33.3%	0.0%	12.5%	9.1%	10.0%	#DIV/0!	#DIV/0!
60-64	3.7%	#DIV/0!	0.0%	0.0%	0.0%	0.0%	0.0%	0.0%	27.3%	0.0%	#DIV/0!	#DIV/0!
65-69	6.1%	#DIV/0!	10.5%	9.1%	7.7%	0.0%	25.0%	0.0%	0.0%	0.0%	#DIV/0!	#DIV/0!
70-74	0.0%	#DIV/0!	0.0%	0.0%	0.0%	0.0%	0.0%	0.0%	0.0%	0.0%	#DIV/0!	#DIV/0!
>=75	0.0%	#DIV/0!	0.0%	0.0%	0.0%	0.0%	0.0%	0.0%	0.0%	0.0%	#DIV/0!	#DIV/0!
Total # of vehicle	82	0	19	11	13	6	4	8	11	10	0	0
Average speed	50.3	#DIV/0!	48.8	54.6	50.0	47.7	55.1	48.8	53.4	46.7	#DIV/0!	#DIV/0!
St. Dev.	7.7	#DIV/0!	8.5	6.0	8.0	8.6	9.8	5.2	6.4	6.9	#DIV/0!	#DIV/0!
85th percentile	57.2	#NUM!	55.9	56.7	55.5	58.1	62.2	54.2	60.5	52.2	#NUM!	#NUM!
Min	37.5	0.0	38.5	45.0	39.4	39.4	47.8	41.3	44.1	37.5	0.0	0.0
Max	69.4	0.0	67.5	69.4	68.4	58.1	69.4	57.2	62.8	58.1	0.0	0.0
Range	31.8	0.0	29.0	24.4	29.0	18.7	21.5	15.9	18.7	20.6	0.0	0.0

Day 6 1<sup>st</sup> WZ

Vehicle Speed (all vehicles)	Hour											
	Total	20:00-21:00	21:00-22:00	22:00-23:00	23:00-00:00	00:00-01:00	01:00-02:00	02:00-03:00	03:00-04:00	04:00-05:00	05:00-06:00	06:00-07:00
MPH												
< 10	0.2%	#DIV/0!	1.0%	0.0%	0.0%	0.0%	0.0%	0.0%	0.0%	0.0%	#DIV/0!	#DIV/0!
10-14	0.6%	#DIV/0!	2.0%	0.3%	0.5%	0.0%	0.0%	0.0%	0.0%	0.0%	#DIV/0!	#DIV/0!
15-19	1.8%	#DIV/0!	5.8%	1.0%	0.9%	0.7%	0.0%	0.0%	0.0%	0.5%	#DIV/0!	#DIV/0!
20-24	4.2%	#DIV/0!	13.0%	4.3%	0.0%	2.7%	0.0%	0.0%	0.0%	0.0%	#DIV/0!	#DIV/0!
25-29	7.1%	#DIV/0!	16.3%	10.2%	4.7%	4.8%	1.6%	1.9%	0.6%	0.5%	#DIV/0!	#DIV/0!
30-34	12.8%	#DIV/0!	21.8%	20.0%	15.0%	9.6%	4.7%	2.8%	3.0%	2.8%	#DIV/0!	#DIV/0!
35-39	15.0%	#DIV/0!	17.3%	18.7%	28.5%	15.8%	8.6%	6.5%	7.9%	4.7%	#DIV/0!	#DIV/0!
40-44	18.3%	#DIV/0!	10.5%	20.7%	20.1%	26.7%	31.3%	20.6%	13.4%	17.1%	#DIV/0!	#DIV/0!
45-49	9.6%	#DIV/0!	4.8%	8.2%	9.8%	13.7%	6.3%	16.8%	11.0%	14.7%	#DIV/0!	#DIV/0!
50-54	13.0%	#DIV/0!	2.8%	9.8%	9.8%	11.6%	18.0%	25.2%	23.2%	23.7%	#DIV/0!	#DIV/0!
55-59	8.0%	#DIV/0!	2.5%	4.9%	5.1%	4.8%	14.1%	14.0%	15.9%	15.2%	#DIV/0!	#DIV/0!
60-64	4.1%	#DIV/0!	1.0%	1.3%	1.9%	4.1%	10.2%	7.5%	11.0%	5.7%	#DIV/0!	#DIV/0!
65-69	1.7%	#DIV/0!	1.3%	0.0%	0.9%	0.7%	3.1%	2.8%	4.9%	2.8%	#DIV/0!	#DIV/0!
70-74	1.3%	#DIV/0!	0.0%	0.7%	1.4%	1.4%	0.8%	0.0%	3.7%	3.3%	#DIV/0!	#DIV/0!
>=75	2.3%	#DIV/0!	0.0%	0.0%	1.4%	3.4%	1.6%	1.9%	5.5%	8.1%	#DIV/0!	#DIV/0!
Total # of vehicles	1674	0	399	305	214	146	128	107	164	211	0	0
Average speed	43.4	#DIV/0!	33.5	39.4	42.4	44.8	49.0	50.1	53.5	53.2	#DIV/0!	#DIV/0!
St. Dev.	13.2	#DIV/0!	11.0	9.8	10.1	11.9	9.9	8.8	11.5	13.8	#DIV/0!	#DIV/0!
85th percentile	55.3	#NUM!	43.6	50.1	51.4	54.0	59.3	58.0	63.1	63.7	#NUM!	#NUM!
Min	0.6	0.0	0.6	13.7	15.0	18.9	25.4	29.3	28.0	17.6	0.0	0.0
Max	98.2	0.0	69.6	72.2	82.6	83.9	80.0	81.3	89.1	98.2	0.0	0.0
Range	97.5	0.0	68.9	58.5	67.6	65.0	54.6	52.0	61.1	80.6	0.0	0.0

Vehicle Speed (0-25 FT Vehicles)	Hour											
	Total	20:00-21:00	21:00-22:00	22:00-23:00	23:00-00:00	00:00-01:00	01:00-02:00	02:00-03:00	03:00-04:00	04:00-05:00	05:00-06:00	06:00-07:00
MPH												
< 10	0.4%	#DIV/0!	1.3%	0.0%	0.0%	0.0%	0.0%	0.0%	0.0%	0.0%	#DIV/0!	#DIV/0!
10-14	0.8%	#DIV/0!	2.6%	0.5%	0.0%	0.0%	0.0%	0.0%	0.0%	0.0%	#DIV/0!	#DIV/0!
15-19	1.8%	#DIV/0!	5.2%	1.5%	0.0%	0.0%	0.0%	0.0%	0.0%	0.7%	#DIV/0!	#DIV/0!
20-24	4.8%	#DIV/0!	11.8%	5.0%	0.0%	4.9%	0.0%	0.0%	0.0%	1.4%	#DIV/0!	#DIV/0!
25-29	7.1%	#DIV/0!	14.4%	8.0%	4.6%	7.4%	2.7%	3.8%	0.0%	0.7%	#DIV/0!	#DIV/0!
30-34	12.4%	#DIV/0!	22.5%	15.5%	13.8%	6.2%	2.7%	1.9%	4.0%	3.5%	#DIV/0!	#DIV/0!
35-39	13.6%	#DIV/0!	17.0%	16.0%	26.9%	17.3%	4.1%	1.9%	4.0%	5.0%	#DIV/0!	#DIV/0!
40-44	17.2%	#DIV/0!	10.8%	23.0%	17.7%	17.3%	31.1%	24.5%	13.9%	14.9%	#DIV/0!	#DIV/0!
45-49	9.6%	#DIV/0!	5.6%	9.0%	12.3%	16.0%	4.1%	11.3%	13.9%	12.1%	#DIV/0!	#DIV/0!
50-54	12.9%	#DIV/0!	3.6%	13.5%	10.8%	11.1%	18.9%	28.3%	17.8%	22.7%	#DIV/0!	#DIV/0!
55-59	8.6%	#DIV/0!	2.9%	5.5%	6.9%	4.9%	16.2%	13.2%	14.9%	18.4%	#DIV/0!	#DIV/0!
60-64	4.7%	#DIV/0!	1.3%	1.5%	2.3%	7.4%	12.2%	5.7%	13.9%	6.4%	#DIV/0!	#DIV/0!
65-69	1.9%	#DIV/0!	1.0%	0.0%	0.8%	1.2%	4.1%	5.7%	6.9%	2.1%	#DIV/0!	#DIV/0!
70-74	1.7%	#DIV/0!	0.0%	1.0%	2.3%	1.2%	1.4%	0.0%	4.0%	5.0%	#DIV/0!	#DIV/0!
>=75	2.5%	#DIV/0!	0.0%	0.0%	1.5%	4.9%	2.7%	3.8%	6.9%	7.1%	#DIV/0!	#DIV/0!
Total # of vehicles	1086	0	306	200	130	81	74	53	101	141	0	0
Average speed	43.6	#DIV/0!	34.0	40.6	43.7	45.7	50.8	51.1	54.9	53.1	#DIV/0!	#DIV/0!
St. Dev.	13.8	#DIV/0!	11.3	10.4	10.2	13.7	10.5	10.2	11.9	13.8	#DIV/0!	#DIV/0!
85th percentile	57.9	#NUM!	44.9	50.1	54.0	59.2	60.7	59.4	65.7	64.4	#NUM!	#NUM!
Min	0.6	0.0	0.6	13.7	25.4	21.5	25.4	29.3	30.6	17.6	0.0	0.0
Max	98.2	0.0	69.6	72.2	80.0	83.9	80.0	81.3	89.1	98.2	0.0	0.0
Range	97.5	0.0	68.9	58.5	54.6	62.4	54.6	52.0	58.5	80.6	0.0	0.0

Vehicle Speed (25-50 FT Vehicles)	Hour											
	Total	20:00-21:00	21:00-22:00	22:00-23:00	23:00-00:00	00:00-01:00	01:00-02:00	02:00-03:00	03:00-04:00	04:00-05:00	05:00-06:00	06:00-07:00
MPH												
< 10	0.0%	#DIV/0!	0.0%	0.0%	0.0%	0.0%	0.0%	0.0%	0.0%	0.0%	#DIV/0!	#DIV/0!
10-14	0.3%	#DIV/0!	0.0%	0.0%	2.4%	0.0%	0.0%	0.0%	0.0%	0.0%	#DIV/0!	#DIV/0!
15-19	1.4%	#DIV/0!	8.8%	0.0%	2.4%	0.0%	0.0%	0.0%	0.0%	0.0%	#DIV/0!	#DIV/0!
20-24	2.4%	#DIV/0!	17.6%	2.4%	0.0%	0.0%	0.0%	0.0%	0.0%	0.0%	#DIV/0!	#DIV/0!
25-29	3.4%	#DIV/0!	14.7%	7.3%	2.4%	0.0%	0.0%	0.0%	3.1%	0.0%	#DIV/0!	#DIV/0!
30-34	11.7%	#DIV/0!	17.6%	29.3%	14.6%	11.1%	5.7%	7.1%	3.1%	2.3%	#DIV/0!	#DIV/0!
35-39	17.9%	#DIV/0!	17.6%	24.4%	29.3%	16.7%	20.0%	14.3%	18.8%	2.3%	#DIV/0!	#DIV/0!
40-44	22.4%	#DIV/0!	17.6%	19.5%	26.8%	36.1%	28.6%	21.4%	16.3%	20.9%	#DIV/0!	#DIV/0!
45-49	11.0%	#DIV/0!	0.0%	12.2%	2.4%	13.9%	11.4%	25.0%	9.4%	16.3%	#DIV/0!	#DIV/0!
50-54	15.9%	#DIV/0!	0.0%	2.4%	14.6%	16.7%	20.0%	14.3%	28.1%	30.2%	#DIV/0!	#DIV/0!
55-59	6.9%	#DIV/0!	2.9%	2.4%	0.0%	2.8%	11.4%	10.7%	18.8%	9.3%	#DIV/0!	#DIV/0!
60-64	2.1%	#DIV/0!	0.0%	0.0%	2.4%	0.0%	2.9%	7.1%	3.1%	2.3%	#DIV/0!	#DIV/0!
65-69	1.4%	#DIV/0!	2.9%	0.0%	0.0%	0.0%	0.0%	0.0%	3.1%	4.7%	#DIV/0!	#DIV/0!
70-74	0.3%	#DIV/0!	0.0%	0.0%	0.0%	0.0%	0.0%	0.0%	3.1%	0.0%	#DIV/0!	#DIV/0!
>=75	2.8%	#DIV/0!	0.0%	0.0%	2.4%	2.8%	0.0%	0.0%	3.1%	11.6%	#DIV/0!	#DIV/0!
Total # of vehicle	290	0	34	41	41	36	35	28	32	43	0	0
Average speed	44.2	#DIV/0!	33.0	37.8	41.1	44.5	45.6	47.2	50.4	53.9	#DIV/0!	#DIV/0!
St. Dev.	11.9	#DIV/0!	11.2	7.0	10.8	8.1	7.9	7.6	11.5	13.7	#DIV/0!	#DIV/0!
85th percentile	54.0	#NUM!	42.3	46.2	50.1	50.1	54.0	55.2	58.3	67.6	#NUM!	#NUM!
Min	15.0	0.0	16.3	22.8	15.0	31.9	31.9	33.2	28.0	31.9	0.0	0.0
Max	91.7	0.0	67.0	56.6	82.6	76.1	61.8	63.1	82.6	91.7	0.0	0.0
Range	76.7	0.0	50.7	33.8	67.6	44.2	29.9	29.9	54.6	59.8	0.0	0.0

Vehicle Speed (50-75 FT Vehicles)	Hour											
	Total	20:00-21:00	21:00-22:00	22:00-23:00	23:00-00:00	00:00-01:00	01:00-02:00	02:00-03:00	03:00-04:00	04:00-05:00	05:00-06:00	06:00-07:00
MPH												
< 10	0.0%	#DIV/0!	0.0%	0.0%	0.0%	0.0%	0.0%	0.0%	0.0%	0.0%	#DIV/0!	#DIV/0!
10-14	0.0%	#DIV/0!	0.0%	0.0%	0.0%	0.0%	0.0%	0.0%	0.0%	0.0%	#DIV/0!	#DIV/0!
15-19	2.1%	#DIV/0!	6.0%	0.0%	2.8%	4.2%	0.0%	0.0%	0.0%	0.0%	#DIV/0!	#DIV/0!
20-24	5.0%	#DIV/0!	20.0%	3.7%	0.0%	0.0%	0.0%	0.0%	0.0%	0.0%	#DIV/0!	#DIV/0!
25-29	12.4%	#DIV/0!	30.0%	22.2%	8.3%	0.0%	0.0%	0.0%	0.0%	0.0%	#DIV/0!	#DIV/0!
30-34	15.7%	#DIV/0!	22.0%	27.8%	19.4%	12.5%	14.3%	0.0%	0.0%	0.0%	#DIV/0!	#DIV/0!
35-39	16.1%	#DIV/0!	14.0%	24.1%	33.3%	12.5%	0.0%	8.7%	4.5%	5.3%	#DIV/0!	#DIV/0!
40-44	18.6%	#DIV/0!	2.0%	14.8%	19.4%	50.0%	35.7%	8.7%	27.8%	21.1%	#DIV/0!	#DIV/0!
45-49	8.3%	#DIV/0!	4.0%	1.9%	11.1%	8.3%	7.1%	21.7%	0.0%	26.3%	#DIV/0!	#DIV/0!
50-54	9.9%	#DIV/0!	0.0%	1.9%	0.0%	8.3%	14.3%	30.4%	36.4%	21.1%	#DIV/0!	#DIV/0!
55-59	7.0%	#DIV/0!	0.0%	3.7%	2.8%	4.2%	14.3%	21.7%	18.2%	10.5%	#DIV/0!	#DIV/0!
60-64	2.9%	#DIV/0!	0.0%	0.0%	0.0%	0.0%	14.3%	8.7%	9.1%	5.3%	#DIV/0!	#DIV/0!
65-69	0.8%	#DIV/0!	2.0%	0.0%	2.8%	0.0%	0.0%	0.0%	0.0%	0.0%	#DIV/0!	#DIV/0!
70-74	0.4%	#DIV/0!	0.0%	0.0%	0.0%	0.0%	0.0%	0.0%	4.5%	0.0%	#DIV/0!	#DIV/0!
>=75	0.8%	#DIV/0!	0.0%	0.0%	0.0%	0.0%	0.0%	0.0%	0.0%	10.5%	#DIV/0!	#DIV/0!
Total # of vehicle	242	0	50	54	36	24	14	23	22	19	0	0
Average speed	40.7	#DIV/0!	30.5	35.3	39.0	42.0	47.9	50.9	52.0	53.6	#DIV/0!	#DIV/0!
St. Dev.	12.0	#DIV/0!	8.6	7.5	8.7	7.8	8.9	6.1	8.1	16.1	#DIV/0!	#DIV/0!
85th percentile	52.7	#NUM!	37.1	42.3	45.8	48.2	58.0	56.6	59.0	58.1	#NUM!	#NUM!
Min	17.6	0.0	17.6	20.2	17.6	18.9	33.2	39.7	37.1	37.1	0.0	0.0
Max	96.9	0.0	67.0	55.3	68.3	59.2	60.5	63.1	72.2	96.9	0.0	0.0
Range	79.3	0.0	49.4	35.1	50.7	40.3	27.3	23.4	35.1	59.8	0.0	0.0



Vehicle Speed (+75 FT Vehicles)	Hour											
	Total	20:00-21:00	21:00-22:00	22:00-23:00	23:00-00:00	00:00-01:00	01:00-02:00	02:00-03:00	03:00-04:00	04:00-05:00	05:00-06:00	06:00-07:00
MPH												
< 10		0.0% #DIV/0!	0.0%	0.0%	0.0%	0.0%	0.0%	0.0%	0.0%	0.0%	#DIV/0!	#DIV/0!
10-14		0.0% #DIV/0!	0.0%	0.0%	0.0%	0.0%	0.0%	0.0%	0.0%	0.0%	#DIV/0!	#DIV/0!
15-19		1.8% #DIV/0!	11.1%	0.0%	0.0%	0.0%	0.0%	0.0%	0.0%	0.0%	#DIV/0!	#DIV/0!
20-24		0.0% #DIV/0!	0.0%	0.0%	0.0%	0.0%	0.0%	0.0%	0.0%	0.0%	#DIV/0!	#DIV/0!
25-29		3.6% #DIV/0!	11.1%	0.0%	0.0%	20.0%	0.0%	0.0%	0.0%	0.0%	#DIV/0!	#DIV/0!
30-34		12.5% #DIV/0!	11.1%	30.0%	14.3%	40.0%	0.0%	0.0%	0.0%	0.0%	#DIV/0!	#DIV/0!
35-39		21.4% #DIV/0!	44.4%	20.0%	28.6%	0.0%	20.0%	0.0%	22.2%	12.5%	#DIV/0!	#DIV/0!
40-44		17.9% #DIV/0!	22.2%	10.0%	28.6%	0.0%	40.0%	33.3%	0.0%	25.0%	#DIV/0!	#DIV/0!
45-49		7.1% #DIV/0!	0.0%	10.0%	0.0%	0.0%	0.0%	0.0%	11.1%	25.0%	#DIV/0!	#DIV/0!
50-54		12.5% #DIV/0!	0.0%	10.0%	14.3%	0.0%	0.0%	33.3%	33.3%	12.5%	#DIV/0!	#DIV/0!
55-59		7.1% #DIV/0!	0.0%	10.0%	14.3%	20.0%	0.0%	0.0%	11.1%	0.0%	#DIV/0!	#DIV/0!
60-64		8.9% #DIV/0!	0.0%	10.0%	0.0%	0.0%	20.0%	33.3%	11.1%	12.5%	#DIV/0!	#DIV/0!
65-69		3.6% #DIV/0!	0.0%	0.0%	0.0%	0.0%	20.0%	0.0%	0.0%	12.5%	#DIV/0!	#DIV/0!
70-74		1.8% #DIV/0!	0.0%	0.0%	0.0%	20.0%	0.0%	0.0%	0.0%	0.0%	#DIV/0!	#DIV/0!
>=75		1.8% #DIV/0!	0.0%	0.0%	0.0%	0.0%	0.0%	11.1%	0.0%	0.0%	#DIV/0!	#DIV/0!
Total # of vehicle	56	0	9	10	7	5	5	3	9	8	0	0
Average speed	45.9	#DIV/0!	34.7	43.3	43.9	45.1	51.1	53.1	53.0	50.2	#DIV/0!	#DIV/0!
St. Dev.	12.5	#DIV/0!	8.7	10.8	8.0	20.3	12.4	9.2	11.9	10.9	#DIV/0!	#DIV/0!
85th percentile	60.1	#NUM!	40.7	54.7	54.1	64.9	63.8	59.6	59.7	62.6	#NUM!	#NUM!
Min	17.6	0.0	17.6	30.6	34.5	25.4	39.7	44.9	38.4	37.1	0.0	0.0
Max	77.4	0.0	44.9	61.8	55.3	73.5	67.0	63.1	77.4	68.3	0.0	0.0
Range	59.8	0.0	27.3	31.2	20.8	48.1	27.3	18.2	39.0	31.2	0.0	0.0

Day 6 2<sup>nd</sup> WZ

Vehicle Speed (all vehicles)	Hour											
	Total	20:00-21:00	21:00-22:00	22:00-23:00	23:00-00:00	00:00-01:00	01:00-02:00	02:00-03:00	03:00-04:00	04:00-05:00	05:00-06:00	06:00-07:00
MPH												
< 10	0.1%	#DIV/0!	0.3%	0.0%	0.0%	0.0%	0.0%	0.0%	0.0%	0.0%	#DIV/0!	#DIV/0!
10-14	0.2%	#DIV/0!	0.8%	0.0%	0.0%	0.0%	0.0%	0.0%	0.0%	0.0%	#DIV/0!	#DIV/0!
15-19	0.6%	#DIV/0!	0.0%	1.9%	2.3%	0.0%	0.0%	0.0%	0.0%	0.0%	#DIV/0!	#DIV/0!
20-24	2.5%	#DIV/0!	2.8%	3.5%	5.6%	1.2%	5.2%	0.0%	0.6%	0.0%	#DIV/0!	#DIV/0!
25-29	4.9%	#DIV/0!	6.8%	8.3%	6.6%	4.9%	7.4%	0.0%	0.0%	0.0%	#DIV/0!	#DIV/0!
30-34	8.7%	#DIV/0!	10.4%	13.8%	18.3%	13.6%	4.4%	0.0%	0.6%	0.0%	#DIV/0!	#DIV/0!
35-39	16.9%	#DIV/0!	21.2%	26.9%	20.2%	26.5%	17.0%	5.3%	2.5%	2.8%	#DIV/0!	#DIV/0!
40-44	19.5%	#DIV/0!	21.5%	21.5%	18.8%	24.1%	23.0%	16.7%	15.8%	13.3%	#DIV/0!	#DIV/0!
45-49	20.9%	#DIV/0!	20.7%	13.5%	21.1%	18.5%	25.2%	29.8%	24.1%	23.8%	#DIV/0!	#DIV/0!
50-54	13.4%	#DIV/0!	8.8%	7.4%	5.2%	6.8%	8.9%	26.3%	27.8%	27.0%	#DIV/0!	#DIV/0!
55-59	6.6%	#DIV/0!	4.8%	2.6%	1.4%	1.9%	4.4%	10.5%	13.3%	16.9%	#DIV/0!	#DIV/0!
60-64	3.0%	#DIV/0!	0.5%	0.3%	0.0%	0.6%	4.4%	4.4%	8.9%	9.3%	#DIV/0!	#DIV/0!
65-69	1.5%	#DIV/0!	0.5%	0.3%	0.5%	1.2%	0.0%	5.3%	3.2%	3.6%	#DIV/0!	#DIV/0!
70-74	0.7%	#DIV/0!	0.8%	0.0%	0.0%	0.6%	0.0%	1.8%	1.3%	1.6%	#DIV/0!	#DIV/0!
>=75	0.5%	#DIV/0!	0.3%	0.0%	0.0%	0.0%	0.0%	0.0%	1.9%	1.6%	#DIV/0!	#DIV/0!
Total # of vehicles	1738	0	396	312	213	162	135	114	158	248	0	0
Average speed	43.5	#DIV/0!	41.2	38.7	38.2	40.8	42.1	50.0	51.4	52.1	#DIV/0!	#DIV/0!
St. Dev.	10.2	#DIV/0!	9.4	8.6	9.0	8.1	9.4	7.5	8.5	8.1	#DIV/0!	#DIV/0!
85th percentile	53.0	#NUM!	50.0	47.0	47.0	48.0	50.9	58.0	59.9	60.0	#NUM!	#NUM!
Min	6.0	0.0	6.0	15.0	15.0	22.0	21.0	35.0	20.0	36.0	0.0	0.0
Max	85.0	0.0	76.0	68.0	65.0	73.0	62.0	72.0	77.0	85.0	0.0	0.0
Range	79.0	0.0	70.0	53.0	50.0	51.0	41.0	37.0	57.0	49.0	0.0	0.0

Vehicle Speed (0-25 FT Vehicles)	Hour											
	Total	20:00-21:00	21:00-22:00	22:00-23:00	23:00-00:00	00:00-01:00	01:00-02:00	02:00-03:00	03:00-04:00	04:00-05:00	05:00-06:00	06:00-07:00
MPH												
< 10	0.1%	#DIV/0!	0.3%	0.0%	0.0%	0.0%	0.0%	0.0%	0.0%	0.0%	#DIV/0!	#DIV/0!
10-14	0.2%	#DIV/0!	0.7%	0.0%	0.0%	0.0%	0.0%	0.0%	0.0%	0.0%	#DIV/0!	#DIV/0!
15-19	0.6%	#DIV/0!	0.0%	2.5%	1.5%	0.0%	0.0%	0.0%	0.0%	0.0%	#DIV/0!	#DIV/0!
20-24	2.5%	#DIV/0!	2.4%	4.4%	5.2%	0.0%	6.4%	0.0%	1.0%	0.0%	#DIV/0!	#DIV/0!
25-29	4.3%	#DIV/0!	4.9%	8.8%	5.2%	3.1%	9.0%	0.0%	0.0%	0.0%	#DIV/0!	#DIV/0!
30-34	8.1%	#DIV/0!	9.4%	13.7%	14.1%	14.6%	5.1%	0.0%	0.0%	0.0%	#DIV/0!	#DIV/0!
35-39	15.3%	#DIV/0!	19.1%	23.5%	23.0%	21.9%	14.1%	3.2%	3.0%	1.7%	#DIV/0!	#DIV/0!
40-44	17.0%	#DIV/0!	21.2%	19.1%	20.0%	21.9%	16.7%	7.9%	11.1%	9.7%	#DIV/0!	#DIV/0!
45-49	21.0%	#DIV/0!	22.6%	15.7%	23.7%	22.9%	23.1%	23.8%	18.2%	21.1%	#DIV/0!	#DIV/0!
50-54	15.1%	#DIV/0!	10.8%	8.3%	6.7%	9.4%	12.8%	33.3%	28.3%	26.9%	#DIV/0!	#DIV/0!
55-59	8.3%	#DIV/0!	6.3%	3.4%	0.7%	3.1%	7.7%	14.3%	16.2%	20.0%	#DIV/0!	#DIV/0!
60-64	4.1%	#DIV/0!	0.7%	0.5%	0.0%	1.0%	5.1%	6.3%	13.1%	12.6%	#DIV/0!	#DIV/0!
65-69	1.9%	#DIV/0!	0.7%	0.0%	0.0%	2.1%	0.0%	7.9%	5.1%	4.6%	#DIV/0!	#DIV/0!
70-74	0.8%	#DIV/0!	0.7%	0.0%	0.0%	0.0%	0.0%	3.2%	2.0%	1.7%	#DIV/0!	#DIV/0!
>=75	0.5%	#DIV/0!	0.3%	0.0%	0.0%	0.0%	0.0%	0.0%	2.0%	1.7%	#DIV/0!	#DIV/0!
Total # of vehicles	1138	0	288	204	135	96	78	63	99	175	0	0
Average speed	44.6	#DIV/0!	42.4	38.8	39.1	42.2	42.7	52.4	53.1	53.6	#DIV/0!	#DIV/0!
St. Dev.	10.6	#DIV/0!	9.5	9.1	8.4	8.2	10.4	7.6	9.1	7.9	#DIV/0!	#DIV/0!
85th percentile	55.0	#NUM!	51.0	49.0	48.0	50.5	52.5	60.7	62.0	61.0	#NUM!	#NUM!
Min	6.0	0.0	6.0	15.0	18.0	26.0	21.0	37.0	20.0	36.0	0.0	0.0
Max	84.0	0.0	76.0	62.0	58.0	69.0	62.0	72.0	77.0	84.0	0.0	0.0
Range	78.0	0.0	70.0	47.0	40.0	43.0	41.0	35.0	57.0	48.0	0.0	0.0

Vehicle Speed (25-50 FT Vehicles)	Hour											
	Total	20:00-21:00	21:00-22:00	22:00-23:00	23:00-00:00	00:00-01:00	01:00-02:00	02:00-03:00	03:00-04:00	04:00-05:00	05:00-06:00	06:00-07:00
MPH												
< 10	0.0%	#DIV/0!	0.0%	0.0%	0.0%	0.0%	0.0%	0.0%	0.0%	0.0%	#DIV/0!	#DIV/0!
10-14	0.3%	#DIV/0!	2.0%	0.0%	0.0%	0.0%	0.0%	0.0%	0.0%	0.0%	#DIV/0!	#DIV/0!
15-19	0.7%	#DIV/0!	0.0%	2.1%	3.2%	0.0%	0.0%	0.0%	0.0%	0.0%	#DIV/0!	#DIV/0!
20-24	2.4%	#DIV/0!	0.0%	4.2%	9.7%	2.6%	2.7%	0.0%	0.0%	0.0%	#DIV/0!	#DIV/0!
25-29	1.7%	#DIV/0!	0.0%	2.1%	3.2%	2.6%	5.4%	0.0%	0.0%	0.0%	#DIV/0!	#DIV/0!
30-34	8.3%	#DIV/0!	11.8%	8.3%	22.6%	13.2%	2.7%	0.0%	3.4%	0.0%	#DIV/0!	#DIV/0!
35-39	15.6%	#DIV/0!	23.5%	27.1%	9.7%	23.7%	16.2%	6.3%	0.0%	2.6%	#DIV/0!	#DIV/0!
40-44	24.7%	#DIV/0!	31.4%	31.3%	16.1%	39.5%	24.3%	12.5%	17.2%	10.5%	#DIV/0!	#DIV/0!
45-49	24.7%	#DIV/0!	25.5%	12.5%	19.4%	15.8%	37.8%	25.0%	31.0%	34.2%	#DIV/0!	#DIV/0!
50-54	12.5%	#DIV/0!	2.0%	8.3%	6.5%	0.0%	5.4%	37.5%	34.5%	28.9%	#DIV/0!	#DIV/0!
55-59	4.5%	#DIV/0!	2.0%	2.1%	6.5%	0.0%	0.0%	12.5%	6.9%	13.2%	#DIV/0!	#DIV/0!
60-64	1.7%	#DIV/0!	0.0%	0.0%	0.0%	0.0%	5.4%	6.3%	3.4%	2.6%	#DIV/0!	#DIV/0!
65-69	1.0%	#DIV/0!	0.0%	2.1%	3.2%	0.0%	0.0%	0.0%	0.0%	2.6%	#DIV/0!	#DIV/0!
70-74	1.0%	#DIV/0!	2.0%	0.0%	0.0%	2.6%	0.0%	0.0%	0.0%	2.6%	#DIV/0!	#DIV/0!
>=75	0.7%	#DIV/0!	0.0%	0.0%	0.0%	0.0%	0.0%	0.0%	3.4%	2.6%	#DIV/0!	#DIV/0!
Total # of vehicle	288	0	51	48	31	38	37	16	29	38	0	0
Average speed	43.5	#DIV/0!	41.2	40.2	39.4	39.9	42.6	49.9	49.7	50.9	#DIV/0!	#DIV/0!
St. Dev.	9.6	#DIV/0!	8.1	9.0	11.8	7.9	8.1	6.0	7.3	8.7	#DIV/0!	#DIV/0!
85th percentile	52.0	#NUM!	47.0	47.0	50.0	45.0	48.0	56.8	53.0	56.0	#NUM!	#NUM!
Min	12.0	0.0	12.0	15.0	15.0	22.0	23.0	37.0	34.0	36.0	0.0	0.0
Max	85.0	0.0	70.0	68.0	65.0	73.0	61.0	60.0	75.0	85.0	0.0	0.0
Range	73.0	0.0	58.0	53.0	50.0	51.0	38.0	23.0	41.0	49.0	0.0	0.0

Vehicle Speed (50-75 FT Vehicles)	Hour											
	Total	20:00-21:00	21:00-22:00	22:00-23:00	23:00-00:00	00:00-01:00	01:00-02:00	02:00-03:00	03:00-04:00	04:00-05:00	05:00-06:00	06:00-07:00
MPH												
< 10	0.0%	#DIV/0!	0.0%	0.0%	0.0%	0.0%	0.0%	0.0%	0.0%	0.0%	#DIV/0!	#DIV/0!
10-14	0.0%	#DIV/0!	0.0%	0.0%	0.0%	0.0%	0.0%	0.0%	0.0%	0.0%	#DIV/0!	#DIV/0!
15-19	1.0%	#DIV/0!	0.0%	0.0%	7.4%	0.0%	0.0%	0.0%	0.0%	0.0%	#DIV/0!	#DIV/0!
20-24	3.8%	#DIV/0!	10.0%	0.0%	7.4%	4.5%	6.3%	0.0%	0.0%	0.0%	#DIV/0!	#DIV/0!
25-29	13.9%	#DIV/0!	30.0%	18.8%	22.2%	18.2%	6.3%	0.0%	0.0%	0.0%	#DIV/0!	#DIV/0!
30-34	12.0%	#DIV/0!	17.5%	31.3%	18.5%	9.1%	6.3%	0.0%	0.0%	0.0%	#DIV/0!	#DIV/0!
35-39	21.6%	#DIV/0!	27.5%	28.1%	25.9%	45.5%	25.0%	7.4%	5.6%	3.8%	#DIV/0!	#DIV/0!
40-44	22.1%	#DIV/0!	10.0%	12.5%	7.4%	9.1%	50.0%	29.6%	33.3%	46.2%	#DIV/0!	#DIV/0!
45-49	18.3%	#DIV/0!	2.5%	6.3%	11.1%	9.1%	6.3%	51.9%	44.4%	26.9%	#DIV/0!	#DIV/0!
50-54	5.3%	#DIV/0!	2.5%	3.1%	0.0%	4.5%	0.0%	7.4%	11.1%	15.4%	#DIV/0!	#DIV/0!
55-59	1.4%	#DIV/0!	0.0%	0.0%	0.0%	0.0%	0.0%	0.0%	5.6%	7.7%	#DIV/0!	#DIV/0!
60-64	0.0%	#DIV/0!	0.0%	0.0%	0.0%	0.0%	0.0%	0.0%	0.0%	0.0%	#DIV/0!	#DIV/0!
65-69	0.5%	#DIV/0!	0.0%	0.0%	0.0%	0.0%	0.0%	3.7%	0.0%	0.0%	#DIV/0!	#DIV/0!
70-74	0.0%	#DIV/0!	0.0%	0.0%	0.0%	0.0%	0.0%	0.0%	0.0%	0.0%	#DIV/0!	#DIV/0!
>=75	0.0%	#DIV/0!	0.0%	0.0%	0.0%	0.0%	0.0%	0.0%	0.0%	0.0%	#DIV/0!	#DIV/0!
Total # of vehicle	208	0	40	32	27	22	16	27	18	26	0	0
Average speed	38.5	#DIV/0!	33.1	35.4	32.6	36.2	38.2	45.9	46.6	45.8	#DIV/0!	#DIV/0!
St. Dev.	8.5	#DIV/0!	7.0	6.0	8.6	6.9	7.0	5.7	4.9	4.5	#DIV/0!	#DIV/0!
85th percentile	48.0	#NUM!	39.3	40.4	42.2	42.6	44.0	49.0	49.5	50.0	#NUM!	#NUM!
Min	16.0	0.0	20.0	26.0	16.0	24.0	21.0	36.0	37.0	39.0	0.0	0.0
Max	66.0	0.0	52.0	50.0	48.0	51.0	48.0	66.0	58.0	56.0	0.0	0.0
Range	50.0	0.0	32.0	24.0	32.0	27.0	27.0	30.0	21.0	17.0	0.0	0.0

Vehicle Speed (+75 FT Vehicles)	Hour											
	Total	20:00-21:00	21:00-22:00	22:00-23:00	23:00-00:00	00:00-01:00	01:00-02:00	02:00-03:00	03:00-04:00	04:00-05:00	05:00-06:00	06:00-07:00
MPH												
< 10	0.0%	#DIV/0!	0.0%	0.0%	0.0%	0.0%	0.0%	0.0%	0.0%	0.0%	#DIV/0!	#DIV/0!
10-14	0.0%	#DIV/0!	0.0%	0.0%	0.0%	0.0%	0.0%	0.0%	0.0%	0.0%	#DIV/0!	#DIV/0!
15-19	0.0%	#DIV/0!	0.0%	0.0%	0.0%	0.0%	0.0%	0.0%	0.0%	0.0%	#DIV/0!	#DIV/0!
20-24	0.0%	#DIV/0!	0.0%	0.0%	0.0%	0.0%	0.0%	0.0%	0.0%	0.0%	#DIV/0!	#DIV/0!
25-29	1.9%	#DIV/0!	5.9%	3.6%	0.0%	0.0%	0.0%	0.0%	0.0%	0.0%	#DIV/0!	#DIV/0!
30-34	10.6%	#DIV/0!	5.9%	3.6%	40.0%	16.7%	0.0%	0.0%	0.0%	0.0%	#DIV/0!	#DIV/0!
35-39	28.8%	#DIV/0!	35.3%	50.0%	10.0%	50.0%	50.0%	12.5%	0.0%	22.2%	#DIV/0!	#DIV/0!
40-44	26.9%	#DIV/0!	23.5%	32.1%	30.0%	16.7%	25.0%	50.0%	25.0%	0.0%	#DIV/0!	#DIV/0!
45-49	15.4%	#DIV/0!	17.6%	7.1%	20.0%	0.0%	25.0%	12.5%	25.0%	22.2%	#DIV/0!	#DIV/0!
50-54	13.5%	#DIV/0!	11.8%	3.6%	0.0%	16.7%	0.0%	12.5%	33.3%	55.6%	#DIV/0!	#DIV/0!
55-59	2.9%	#DIV/0!	0.0%	0.0%	0.0%	0.0%	0.0%	12.5%	16.7%	0.0%	#DIV/0!	#DIV/0!
60-64	0.0%	#DIV/0!	0.0%	0.0%	0.0%	0.0%	0.0%	0.0%	0.0%	0.0%	#DIV/0!	#DIV/0!
65-69	0.0%	#DIV/0!	0.0%	0.0%	0.0%	0.0%	0.0%	0.0%	0.0%	0.0%	#DIV/0!	#DIV/0!
70-74	0.0%	#DIV/0!	0.0%	0.0%	0.0%	0.0%	0.0%	0.0%	0.0%	0.0%	#DIV/0!	#DIV/0!
>=75	0.0%	#DIV/0!	0.0%	0.0%	0.0%	0.0%	0.0%	0.0%	0.0%	0.0%	#DIV/0!	#DIV/0!
Total # of vehicle	104	0	17	28	20	6	4	8	12	9	0	0
Average speed	41.7	#DIV/0!	40.8	39.6	38.2	39.7	40.8	45.4	48.7	47.4	#DIV/0!	#DIV/0!
St. Dev.	6.7	#DIV/0!	6.6	4.7	6.1	6.5	3.9	7.7	5.1	6.2	#DIV/0!	#DIV/0!
85th percentile	50.0	#NUM!	47.0	43.0	45.2	43.0	44.1	52.8	54.4	53.0	#NUM!	#NUM!
Min	27.0	0.0	29.0	27.0	30.0	33.0	37.0	35.0	41.0	37.0	0.0	0.0
Max	59.0	0.0	53.0	52.0	48.0	52.0	45.0	59.0	55.0	54.0	0.0	0.0
Range	32.0	0.0	24.0	25.0	18.0	19.0	8.0	24.0	14.0	17.0	0.0	0.0

Day 6 3<sup>rd</sup> WZ

Vehicle Speed (all vehicles)	Hour											
	Total	20:00-21:00	21:00-22:00	22:00-23:00	23:00-00:00	00:00-01:00	01:00-02:00	02:00-03:00	03:00-04:00	04:00-05:00	05:00-06:00	06:00-07:00
MPH												
< 10	0.0%	#DIV/0!	0.0%	0.0%	0.0%	0.0%	0.0%	0.0%	0.0%	0.0%	#DIV/0!	#DIV/0!
10-14	0.2%	#DIV/0!	0.3%	0.0%	0.0%	0.0%	0.7%	0.0%	0.6%	0.0%	#DIV/0!	#DIV/0!
15-19	0.6%	#DIV/0!	0.5%	0.3%	0.4%	2.4%	2.2%	0.0%	0.0%	0.0%	#DIV/0!	#DIV/0!
20-24	1.3%	#DIV/0!	0.3%	0.3%	3.1%	2.4%	5.9%	0.9%	0.0%	0.4%	#DIV/0!	#DIV/0!
25-29	5.3%	#DIV/0!	2.7%	4.4%	11.0%	14.0%	10.4%	4.5%	0.0%	0.0%	#DIV/0!	#DIV/0!
30-34	7.7%	#DIV/0!	5.1%	10.1%	11.0%	14.6%	13.3%	7.2%	4.2%	0.0%	#DIV/0!	#DIV/0!
35-39	18.5%	#DIV/0!	13.2%	25.2%	28.9%	23.8%	23.0%	22.5%	10.8%	5.6%	#DIV/0!	#DIV/0!
40-44	24.5%	#DIV/0!	23.9%	27.5%	32.5%	22.6%	26.7%	25.2%	23.5%	14.6%	#DIV/0!	#DIV/0!
45-49	19.6%	#DIV/0!	20.2%	16.4%	10.5%	16.5%	8.1%	22.5%	29.5%	32.2%	#DIV/0!	#DIV/0!
50-54	11.8%	#DIV/0!	18.3%	9.4%	2.2%	1.2%	6.7%	13.5%	16.3%	20.6%	#DIV/0!	#DIV/0!
55-59	5.9%	#DIV/0!	7.8%	3.4%	0.4%	1.2%	1.5%	1.8%	10.8%	15.5%	#DIV/0!	#DIV/0!
60-64	2.3%	#DIV/0!	3.0%	1.0%	0.0%	1.2%	1.5%	0.9%	3.0%	6.4%	#DIV/0!	#DIV/0!
65-69	1.5%	#DIV/0!	3.5%	1.7%	0.0%	0.0%	0.0%	0.9%	0.0%	2.6%	#DIV/0!	#DIV/0!
70-74	0.6%	#DIV/0!	0.8%	0.3%	0.0%	0.0%	0.0%	0.0%	1.2%	1.7%	#DIV/0!	#DIV/0!
>=75	0.2%	#DIV/0!	0.5%	0.0%	0.0%	0.0%	0.0%	0.0%	0.0%	0.4%	#DIV/0!	#DIV/0!
Total # of vehicles	1707	0	372	298	228	164	135	111	166	233	0	0
Average speed	43.6	#DIV/0!	46.6	42.3	38.4	38.1	38.3	42.9	47.2	50.7	#DIV/0!	#DIV/0!
St. Dev.	9.3	#DIV/0!	9.3	8.2	6.8	8.3	9.1	7.7	7.8	7.7	#DIV/0!	#DIV/0!
85th percentile	52.9	#NUM!	55.6	50.3	44.9	46.3	45.8	50.3	54.9	57.6	#NUM!	#NUM!
Min	12.8	0.0	13.7	16.4	17.3	17.3	12.8	23.5	14.6	20.8	0.0	0.0
Max	77.0	0.0	77.0	70.8	57.4	62.7	60.1	67.2	73.4	77.0	0.0	0.0
Range	64.2	0.0	63.3	54.4	40.1	45.5	47.2	43.7	58.8	56.2	0.0	0.0

Vehicle Speed (0-25 FT Vehicles)	Hour											
	Total	20:00-21:00	21:00-22:00	22:00-23:00	23:00-00:00	00:00-01:00	01:00-02:00	02:00-03:00	03:00-04:00	04:00-05:00	05:00-06:00	06:00-07:00
MPH												
< 10	0.0%	#DIV/0!	0.0%	0.0%	0.0%	0.0%	0.0%	0.0%	0.0%	0.0%	#DIV/0!	#DIV/0!
10-14	0.2%	#DIV/0!	0.4%	0.0%	0.0%	0.0%	0.0%	0.0%	1.0%	0.0%	#DIV/0!	#DIV/0!
15-19	0.6%	#DIV/0!	0.8%	0.6%	0.6%	2.0%	0.0%	0.0%	0.0%	0.0%	#DIV/0!	#DIV/0!
20-24	1.0%	#DIV/0!	0.4%	0.0%	1.9%	1.0%	6.1%	0.0%	0.0%	0.6%	#DIV/0!	#DIV/0!
25-29	4.6%	#DIV/0!	3.7%	3.4%	10.4%	9.2%	11.0%	1.7%	0.0%	0.0%	#DIV/0!	#DIV/0!
30-34	6.3%	#DIV/0!	3.3%	9.5%	10.4%	13.3%	9.8%	3.4%	3.9%	0.0%	#DIV/0!	#DIV/0!
35-39	16.0%	#DIV/0!	11.2%	21.8%	22.7%	24.5%	24.4%	16.9%	9.7%	4.8%	#DIV/0!	#DIV/0!
40-44	24.6%	#DIV/0!	23.1%	27.4%	36.4%	25.5%	26.8%	25.4%	23.3%	11.5%	#DIV/0!	#DIV/0!
45-49	20.4%	#DIV/0!	20.7%	17.9%	13.6%	20.4%	8.5%	25.4%	21.4%	32.7%	#DIV/0!	#DIV/0!
50-54	13.8%	#DIV/0!	19.0%	11.7%	3.2%	1.0%	8.5%	20.3%	21.4%	21.2%	#DIV/0!	#DIV/0!
55-59	7.6%	#DIV/0!	9.1%	4.5%	0.6%	2.0%	2.4%	3.4%	14.6%	18.2%	#DIV/0!	#DIV/0!
60-64	2.8%	#DIV/0!	3.7%	1.1%	0.0%	1.0%	2.4%	1.7%	3.9%	6.7%	#DIV/0!	#DIV/0!
65-69	1.7%	#DIV/0!	3.7%	2.2%	0.0%	0.0%	0.0%	1.7%	0.0%	2.4%	#DIV/0!	#DIV/0!
70-74	0.5%	#DIV/0!	0.4%	0.0%	0.0%	0.0%	0.0%	0.0%	1.0%	1.8%	#DIV/0!	#DIV/0!
>=75	0.1%	#DIV/0!	0.4%	0.0%	0.0%	0.0%	0.0%	0.0%	0.0%	0.0%	#DIV/0!	#DIV/0!
Total # of vehicles	1082	0	242	179	154	98	82	59	103	165	0	0
Average speed	44.6	#DIV/0!	47.0	43.2	39.3	39.6	39.8	45.4	47.8	51.0	#DIV/0!	#DIV/0!
St. Dev.	9.3	#DIV/0!	9.7	8.4	7.1	7.9	8.9	7.5	8.4	7.6	#DIV/0!	#DIV/0!
85th percentile	53.8	#NUM!	56.4	52.0	45.8	47.6	48.2	51.7	55.6	58.3	#NUM!	#NUM!
Min	13.7	0.0	13.7	16.4	17.3	19.9	21.7	27.1	14.6	20.8	0.0	0.0
Max	77.0	0.0	77.0	68.1	57.4	60.9	60.1	67.2	73.4	73.4	0.0	0.0
Range	63.3	0.0	63.3	51.7	40.1	41.0	38.3	40.1	58.8	52.6	0.0	0.0

Vehicle Speed (25-50 FT Vehicles)	Hour											
	Total	20:00-21:00	21:00-22:00	22:00-23:00	23:00-00:00	00:00-01:00	01:00-02:00	02:00-03:00	03:00-04:00	04:00-05:00	05:00-06:00	06:00-07:00
MPH												
< 10	0.0%	#DIV/0!	0.0%	0.0%	0.0%	0.0%	0.0%	0.0%	0.0%	0.0%	#DIV/0!	#DIV/0!
10-14	0.3%	#DIV/0!	0.0%	0.0%	0.0%	0.0%	3.3%	0.0%	0.0%	0.0%	#DIV/0!	#DIV/0!
15-19	0.6%	#DIV/0!	0.0%	0.0%	0.0%	3.0%	3.3%	0.0%	0.0%	0.0%	#DIV/0!	#DIV/0!
20-24	1.4%	#DIV/0!	0.0%	0.0%	4.7%	3.0%	6.7%	0.0%	0.0%	0.0%	#DIV/0!	#DIV/0!
25-29	5.3%	#DIV/0!	0.0%	8.3%	14.0%	9.1%	10.0%	4.0%	0.0%	0.0%	#DIV/0!	#DIV/0!
30-34	6.7%	#DIV/0!	2.4%	8.3%	9.3%	12.1%	16.7%	4.0%	6.3%	0.0%	#DIV/0!	#DIV/0!
35-39	20.4%	#DIV/0!	17.1%	25.0%	39.5%	21.2%	13.3%	20.0%	18.8%	5.0%	#DIV/0!	#DIV/0!
40-44	26.6%	#DIV/0!	25.6%	30.6%	27.9%	30.3%	33.3%	32.0%	15.6%	17.5%	#DIV/0!	#DIV/0!
45-49	19.0%	#DIV/0!	19.5%	13.9%	4.7%	18.2%	10.0%	28.0%	40.6%	27.5%	#DIV/0!	#DIV/0!
50-54	9.8%	#DIV/0!	19.5%	6.9%	0.0%	0.0%	3.3%	12.0%	6.3%	20.0%	#DIV/0!	#DIV/0!
55-59	4.2%	#DIV/0!	6.1%	2.8%	0.0%	0.0%	0.0%	0.0%	9.4%	12.5%	#DIV/0!	#DIV/0!
60-64	2.0%	#DIV/0!	1.2%	1.4%	0.0%	3.0%	0.0%	0.0%	3.1%	7.5%	#DIV/0!	#DIV/0!
65-69	2.0%	#DIV/0!	4.9%	1.4%	0.0%	0.0%	0.0%	0.0%	0.0%	5.0%	#DIV/0!	#DIV/0!
70-74	1.1%	#DIV/0!	2.4%	1.4%	0.0%	0.0%	0.0%	0.0%	0.0%	2.5%	#DIV/0!	#DIV/0!
>=75	0.6%	#DIV/0!	1.2%	0.0%	0.0%	0.0%	0.0%	0.0%	0.0%	2.5%	#DIV/0!	#DIV/0!
Total # of vehicle	357	0	82	72	43	33	30	25	32	40	0	0
Average speed	43.4	#DIV/0!	47.5	42.0	36.9	38.9	36.5	43.3	45.9	52.0	#DIV/0!	#DIV/0!
St. Dev.	9.5	#DIV/0!	8.7	8.7	6.0	8.7	9.5	6.3	7.2	8.7	#DIV/0!	#DIV/0!
85th percentile	52.0	#NUM!	54.7	48.8	43.1	45.8	44.9	48.3	53.5	61.8	#NUM!	#NUM!
Min	12.8	0.0	33.3	26.2	23.5	17.3	12.8	26.2	31.5	39.6	0.0	0.0
Max	77.0	0.0	74.3	70.8	47.6	62.7	52.0	53.8	63.6	77.0	0.0	0.0
Range	64.2	0.0	41.0	44.6	24.1	45.5	39.2	27.6	32.1	37.4	0.0	0.0

Vehicle Speed (50-75 FT Vehicles)	Hour											
	Total	20:00-21:00	21:00-22:00	22:00-23:00	23:00-00:00	00:00-01:00	01:00-02:00	02:00-03:00	03:00-04:00	04:00-05:00	05:00-06:00	06:00-07:00
MPH												
< 10	0.0%	#DIV/0!	0.0%	0.0%	0.0%	0.0%	0.0%	0.0%	0.0%	0.0%	#DIV/0!	#DIV/0!
10-14	0.0%	#DIV/0!	0.0%	0.0%	0.0%	0.0%	0.0%	0.0%	0.0%	0.0%	#DIV/0!	#DIV/0!
15-19	2.1%	#DIV/0!	0.0%	0.0%	0.0%	5.6%	25.0%	0.0%	0.0%	0.0%	#DIV/0!	#DIV/0!
20-24	5.0%	#DIV/0!	0.0%	4.5%	20.0%	11.1%	12.5%	5.0%	0.0%	0.0%	#DIV/0!	#DIV/0!
25-29	11.4%	#DIV/0!	3.6%	0.0%	20.0%	44.4%	25.0%	15.0%	0.0%	0.0%	#DIV/0!	#DIV/0!
30-34	15.7%	#DIV/0!	21.4%	27.3%	20.0%	11.1%	12.5%	20.0%	5.9%	0.0%	#DIV/0!	#DIV/0!
35-39	16.4%	#DIV/0!	10.7%	27.3%	30.0%	16.7%	0.0%	30.0%	5.9%	5.9%	#DIV/0!	#DIV/0!
40-44	25.0%	#DIV/0!	32.1%	22.7%	10.0%	5.6%	25.0%	15.0%	47.1%	35.3%	#DIV/0!	#DIV/0!
45-49	18.6%	#DIV/0!	21.4%	13.6%	0.0%	5.6%	0.0%	15.0%	35.8%	41.2%	#DIV/0!	#DIV/0!
50-54	5.0%	#DIV/0!	7.1%	4.5%	0.0%	0.0%	0.0%	0.0%	5.9%	17.6%	#DIV/0!	#DIV/0!
55-59	0.7%	#DIV/0!	3.6%	0.0%	0.0%	0.0%	0.0%	0.0%	0.0%	0.0%	#DIV/0!	#DIV/0!
60-64	0.0%	#DIV/0!	0.0%	0.0%	0.0%	0.0%	0.0%	0.0%	0.0%	0.0%	#DIV/0!	#DIV/0!
65-69	0.0%	#DIV/0!	0.0%	0.0%	0.0%	0.0%	0.0%	0.0%	0.0%	0.0%	#DIV/0!	#DIV/0!
70-74	0.0%	#DIV/0!	0.0%	0.0%	0.0%	0.0%	0.0%	0.0%	0.0%	0.0%	#DIV/0!	#DIV/0!
>=75	0.0%	#DIV/0!	0.0%	0.0%	0.0%	0.0%	0.0%	0.0%	0.0%	0.0%	#DIV/0!	#DIV/0!
Total # of vehicle	140	0	28	22	10	18	8	20	17	17	0	0
Average speed	38.6	#DIV/0!	41.8	38.6	31.9	30.9	29.1	36.5	44.3	47.0	#DIV/0!	#DIV/0!
St. Dev.	8.4	#DIV/0!	6.9	6.5	6.0	6.8	9.8	7.1	4.9	3.5	#DIV/0!	#DIV/0!
85th percentile	47.6	#NUM!	47.6	46.0	37.4	37.7	41.7	43.5	48.5	49.9	#NUM!	#NUM!
Min	18.2	0.0	29.7	23.5	22.6	19.9	18.2	23.5	31.5	39.6	0.0	0.0
Max	56.5	0.0	56.5	50.3	40.4	45.8	44.0	48.5	52.9	53.8	0.0	0.0
Range	38.3	0.0	26.7	26.7	17.8	25.9	25.9	25.0	21.4	14.3	0.0	0.0

Vehicle Speed (+75 FT Vehicles)	Hour											
	Total	20:00-21:00	21:00-22:00	22:00-23:00	23:00-00:00	00:00-01:00	01:00-02:00	02:00-03:00	03:00-04:00	04:00-05:00	05:00-06:00	06:00-07:00
MPH												
< 10	0.0%	#DIV/0!	0.0%	0.0%	0.0%	0.0%	0.0%	0.0%	0.0%	0.0%	#DIV/0!	#DIV/0!
10-14	0.0%	#DIV/0!	0.0%	0.0%	0.0%	0.0%	0.0%	0.0%	0.0%	0.0%	#DIV/0!	#DIV/0!
15-19	0.0%	#DIV/0!	0.0%	0.0%	0.0%	0.0%	0.0%	0.0%	0.0%	0.0%	#DIV/0!	#DIV/0!
20-24	0.0%	#DIV/0!	0.0%	0.0%	0.0%	0.0%	0.0%	0.0%	0.0%	0.0%	#DIV/0!	#DIV/0!
25-29	3.9%	#DIV/0!	0.0%	4.0%	4.8%	20.0%	0.0%	0.0%	0.0%	0.0%	#DIV/0!	#DIV/0!
30-34	13.3%	#DIV/0!	15.0%	4.0%	14.3%	33.3%	26.7%	14.3%	0.0%	0.0%	#DIV/0!	#DIV/0!
35-39	36.7%	#DIV/0!	25.0%	48.0%	52.4%	33.3%	46.7%	57.1%	7.1%	18.2%	#DIV/0!	#DIV/0!
40-44	18.0%	#DIV/0!	15.0%	24.0%	23.8%	6.7%	13.3%	28.6%	14.3%	18.2%	#DIV/0!	#DIV/0!
45-49	15.6%	#DIV/0!	15.0%	16.0%	4.8%	0.0%	6.7%	0.0%	57.1%	27.3%	#DIV/0!	#DIV/0!
50-54	8.6%	#DIV/0!	20.0%	4.0%	0.0%	6.7%	6.7%	0.0%	14.3%	18.2%	#DIV/0!	#DIV/0!
55-59	1.6%	#DIV/0!	5.0%	0.0%	0.0%	0.0%	0.0%	0.0%	0.0%	9.1%	#DIV/0!	#DIV/0!
60-64	1.6%	#DIV/0!	5.0%	0.0%	0.0%	0.0%	0.0%	0.0%	0.0%	9.1%	#DIV/0!	#DIV/0!
65-69	0.0%	#DIV/0!	0.0%	0.0%	0.0%	0.0%	0.0%	0.0%	0.0%	0.0%	#DIV/0!	#DIV/0!
70-74	0.8%	#DIV/0!	0.0%	0.0%	0.0%	0.0%	0.0%	0.0%	7.1%	0.0%	#DIV/0!	#DIV/0!
>=75	0.0%	#DIV/0!	0.0%	0.0%	0.0%	0.0%	0.0%	0.0%	0.0%	0.0%	#DIV/0!	#DIV/0!
Total # of vehicle	128	0	20	25	21	15	15	7	14	11	0	0
Average speed	41.0	#DIV/0!	44.2	39.8	37.7	35.0	38.5	38.5	48.8	47.8	#DIV/0!	#DIV/0!
St. Dev.	7.7	#DIV/0!	8.4	5.4	4.8	6.6	5.2	4.4	7.3	8.0	#DIV/0!	#DIV/0!
85th percentile	49.3	#NUM!	51.5	46.1	43.1	38.7	43.7	44.1	51.1	53.4	#NUM!	#NUM!
Min	25.3	0.0	31.5	27.1	29.7	25.3	32.4	34.2	36.9	36.0	0.0	0.0
Max	70.8	0.0	61.8	50.3	48.5	51.1	50.3	44.9	70.8	64.5	0.0	0.0
Range	45.5	0.0	30.3	23.2	18.7	25.9	17.8	10.7	33.9	28.5	0.0	0.0

Day 7 Before RWA








Vehicle Speed (all vehicles)	Hour											
	Total	20:00-21:00	21:00-22:00	22:00-23:00	23:00-00:00	00:00-01:00	01:00-02:00	02:00-03:00	03:00-04:00	04:00-05:00	05:00-06:00	06:00-07:00
MPH												
< 10	0.0%	#DIV/0!	0.0%	0.0%	0.0%	0.0%	0.0%	0.0%	0.0%	0.0%	#DIV/0!	#DIV/0!
10-14	0.0%	#DIV/0!	0.0%	0.0%	0.0%	0.0%	0.0%	0.0%	0.0%	0.0%	#DIV/0!	#DIV/0!
15-19	0.0%	#DIV/0!	0.0%	0.0%	0.0%	0.0%	0.0%	0.0%	0.0%	0.0%	#DIV/0!	#DIV/0!
20-24	0.1%	#DIV/0!	0.0%	0.0%	0.4%	0.0%	0.0%	0.0%	0.0%	0.0%	#DIV/0!	#DIV/0!
25-29	0.1%	#DIV/0!	0.0%	0.6%	0.0%	0.0%	0.0%	0.0%	0.0%	0.0%	#DIV/0!	#DIV/0!
30-34	0.1%	#DIV/0!	0.5%	0.0%	0.0%	0.0%	0.0%	0.0%	0.0%	0.0%	#DIV/0!	#DIV/0!
35-39	2.3%	#DIV/0!	1.8%	2.2%	1.3%	3.3%	1.8%	4.4%	3.3%	1.9%	#DIV/0!	#DIV/0!
40-44	5.4%	#DIV/0!	4.5%	4.2%	8.5%	9.3%	3.6%	3.5%	6.1%	4.2%	#DIV/0!	#DIV/0!
45-49	8.2%	#DIV/0!	6.5%	8.1%	7.6%	8.6%	9.1%	7.9%	9.9%	9.9%	#DIV/0!	#DIV/0!
50-54	12.6%	#DIV/0!	11.8%	9.6%	11.7%	15.2%	15.5%	15.8%	17.1%	11.7%	#DIV/0!	#DIV/0!
55-59	19.6%	#DIV/0!	18.5%	21.1%	14.8%	19.2%	26.4%	20.2%	17.7%	22.1%	#DIV/0!	#DIV/0!
60-64	16.9%	#DIV/0!	18.3%	19.1%	15.7%	11.3%	12.7%	18.4%	13.8%	19.7%	#DIV/0!	#DIV/0!
65-69	14.7%	#DIV/0!	17.3%	14.3%	17.5%	14.6%	10.9%	16.7%	11.6%	11.3%	#DIV/0!	#DIV/0!
70-74	11.7%	#DIV/0!	13.8%	12.4%	13.9%	11.3%	11.8%	5.3%	11.6%	8.0%	#DIV/0!	#DIV/0!
>=75	8.4%	#DIV/0!	7.3%	8.4%	8.5%	7.3%	8.2%	7.9%	8.8%	11.3%	#DIV/0!	#DIV/0!
Total # of vehicles	1748	0	400	356	223	151	110	114	181	213	0	0
Average speed	60.4	#DIV/0!	61.0	60.7	60.7	59.1	59.9	59.6	59.4	60.5	#DIV/0!	#DIV/0!
St. Dev.	10.5	#DIV/0!	10.0	10.3	10.9	11.2	10.4	10.4	10.6	10.7	#DIV/0!	#DIV/0!
85th percentile	70.9	#NUM!	71.2	71.2	71.2	71.2	70.9	68.9	71.0	70.9	#NUM!	#NUM!
Min	22.0	0.0	33.2	28.8	22.0	36.8	36.8	35.7	36.8	35.7	0.0	0.0
Max	95.2	0.0	91.7	95.2	90.7	87.8	93.0	88.4	84.9	91.8	0.0	0.0
Range	73.3	0.0	58.5	66.4	68.7	50.9	56.1	52.7	48.1	56.1	0.0	0.0

Vehicle Speed (0-25 FT Vehicles)	Hour											
	Total	20:00-21:00	21:00-22:00	22:00-23:00	23:00-00:00	00:00-01:00	01:00-02:00	02:00-03:00	03:00-04:00	04:00-05:00	05:00-06:00	06:00-07:00
MPH												
< 10	0.0%	#DIV/0!	0.0%	0.0%	0.0%	0.0%	0.0%	0.0%	0.0%	0.0%	#DIV/0!	#DIV/0!
10-14	0.0%	#DIV/0!	0.0%	0.0%	0.0%	0.0%	0.0%	0.0%	0.0%	0.0%	#DIV/0!	#DIV/0!
15-19	0.0%	#DIV/0!	0.0%	0.0%	0.0%	0.0%	0.0%	0.0%	0.0%	0.0%	#DIV/0!	#DIV/0!
20-24	0.1%	#DIV/0!	0.0%	0.0%	0.6%	0.0%	0.0%	0.0%	0.0%	0.0%	#DIV/0!	#DIV/0!
25-29	0.1%	#DIV/0!	0.0%	0.7%	0.0%	0.0%	0.0%	0.0%	0.0%	0.0%	#DIV/0!	#DIV/0!
30-34	0.1%	#DIV/0!	0.6%	0.0%	0.0%	0.0%	0.0%	0.0%	0.0%	0.0%	#DIV/0!	#DIV/0!
35-39	1.8%	#DIV/0!	0.9%	1.5%	1.7%	4.4%	1.3%	3.6%	2.3%	1.1%	#DIV/0!	#DIV/0!
40-44	3.4%	#DIV/0!	3.7%	1.1%	6.4%	7.1%	1.3%	1.2%	3.1%	3.3%	#DIV/0!	#DIV/0!
45-49	5.9%	#DIV/0!	5.2%	5.1%	4.0%	6.2%	9.0%	6.0%	7.6%	7.1%	#DIV/0!	#DIV/0!
50-54	9.1%	#DIV/0!	8.6%	8.1%	8.7%	11.5%	9.0%	7.2%	10.7%	10.4%	#DIV/0!	#DIV/0!
55-59	18.5%	#DIV/0!	16.5%	20.5%	13.9%	17.7%	20.5%	22.9%	17.6%	21.4%	#DIV/0!	#DIV/0!
60-64	19.0%	#DIV/0!	19.9%	20.1%	17.3%	15.0%	16.7%	21.7%	16.8%	21.4%	#DIV/0!	#DIV/0!
65-69	17.3%	#DIV/0!	19.9%	16.8%	20.2%	15.9%	14.1%	19.3%	15.3%	13.2%	#DIV/0!	#DIV/0!
70-74	14.3%	#DIV/0!	15.9%	16.1%	17.3%	12.4%	16.7%	7.2%	14.5%	8.8%	#DIV/0!	#DIV/0!
>=75	10.4%	#DIV/0!	8.9%	9.9%	9.8%	9.7%	11.5%	10.8%	12.2%	13.2%	#DIV/0!	#DIV/0!
Total # of vehicles	1360	0	327	273	173	113	78	83	131	182	0	0
Average speed	62.3	#DIV/0!	62.6	62.8	62.5	60.8	62.7	62.1	62.3	61.9	#DIV/0!	#DIV/0!
St. Dev.	10.2	#DIV/0!	9.7	9.7	10.5	11.6	10.5	10.1	10.2	10.4	#DIV/0!	#DIV/0!
85th percentile	72.2	#NUM!	72.2	72.2	72.3	72.3	72.3	70.6	72.2	72.3	#NUM!	#NUM!
Min	22.0	0.0	33.2	28.8	22.0	36.8	36.8	35.7	36.8	35.7	0.0	0.0
Max	95.2	0.0	91.7	95.2	87.2	87.8	93.0	88.4	84.9	91.8	0.0	0.0
Range	73.3	0.0	58.5	66.4	65.3	50.9	56.1	52.7	48.1	56.1	0.0	0.0



Vehicle Speed (25-50 FT Vehicles)	Hour											
	Total	20:00-21:00	21:00-22:00	22:00-23:00	23:00-00:00	00:00-01:00	01:00-02:00	02:00-03:00	03:00-04:00	04:00-05:00	05:00-06:00	06:00-07:00
MPH												
< 10	0.0%	#DIV/0!	0.0%	0.0%	0.0%	0.0%	0.0%	0.0%	0.0%	0.0%	#DIV/0!	#DIV/0!
10-14	0.0%	#DIV/0!	0.0%	0.0%	0.0%	0.0%	0.0%	0.0%	0.0%	0.0%	#DIV/0!	#DIV/0!
15-19	0.0%	#DIV/0!	0.0%	0.0%	0.0%	0.0%	0.0%	0.0%	0.0%	0.0%	#DIV/0!	#DIV/0!
20-24	0.0%	#DIV/0!	0.0%	0.0%	0.0%	0.0%	0.0%	0.0%	0.0%	0.0%	#DIV/0!	#DIV/0!
25-29	0.0%	#DIV/0!	0.0%	0.0%	0.0%	0.0%	0.0%	0.0%	0.0%	0.0%	#DIV/0!	#DIV/0!
30-34	0.0%	#DIV/0!	0.0%	0.0%	0.0%	0.0%	0.0%	0.0%	0.0%	0.0%	#DIV/0!	#DIV/0!
35-39	4.6%	#DIV/0!	5.6%	4.9%	0.0%	0.0%	4.2%	4.2%	8.3%	9.5%	#DIV/0!	#DIV/0!
40-44	9.8%	#DIV/0!	9.3%	16.8%	17.1%	8.3%	4.2%	8.3%	8.3%	9.5%	#DIV/0!	#DIV/0!
45-49	15.1%	#DIV/0!	7.4%	18.0%	24.4%	16.7%	12.5%	12.5%	13.9%	14.3%	#DIV/0!	#DIV/0!
50-54	26.0%	#DIV/0!	24.1%	16.4%	19.5%	33.3%	33.3%	41.7%	36.1%	19.0%	#DIV/0!	#DIV/0!
55-59	25.3%	#DIV/0!	33.3%	23.0%	19.5%	20.8%	41.7%	16.7%	19.4%	28.6%	#DIV/0!	#DIV/0!
60-64	9.5%	#DIV/0!	9.3%	16.4%	9.8%	0.0%	0.0%	12.5%	5.6%	14.3%	#DIV/0!	#DIV/0!
65-69	5.3%	#DIV/0!	5.6%	8.2%	2.4%	12.5%	4.2%	4.2%	2.8%	0.0%	#DIV/0!	#DIV/0!
70-74	3.2%	#DIV/0!	5.6%	0.0%	2.4%	8.3%	0.0%	0.0%	5.6%	4.8%	#DIV/0!	#DIV/0!
>=75	1.4%	#DIV/0!	0.0%	3.3%	4.9%	0.0%	0.0%	0.0%	0.0%	0.0%	#DIV/0!	#DIV/0!
Total # of vehicle	285	0	54	61	41	24	24	24	36	21	0	0
Average speed	54.0	#DIV/0!	54.6	54.7	54.0	55.1	53.1	52.9	52.9	53.3	#DIV/0!	#DIV/0!
St. Dev.	8.6	#DIV/0!	8.3	9.3	10.3	8.5	5.7	6.7	8.4	9.0	#DIV/0!	#DIV/0!
85th percentile	62.0	#NUM!	63.1	63.2	63.1	66.6	56.9	59.3	59.7	60.5	#NUM!	#NUM!
Min	36.8	0.0	38.0	36.8	40.3	41.4	39.1	39.1	36.8	36.8	0.0	0.0
Max	90.7	0.0	72.3	81.5	90.7	72.3	68.9	68.9	73.5	72.3	0.0	0.0
Range	53.8	0.0	34.3	44.7	50.4	30.9	29.8	29.8	36.6	35.5	0.0	0.0

Vehicle Speed (50-75 FT Vehicles)	Hour											
	Total	20:00-21:00	21:00-22:00	22:00-23:00	23:00-00:00	00:00-01:00	01:00-02:00	02:00-03:00	03:00-04:00	04:00-05:00	05:00-06:00	06:00-07:00
MPH												
< 10	0.0%	#DIV/0!	0.0%	0.0%	0.0%	0.0%	0.0%	0.0%	0.0%	0.0%	#DIV/0!	#DIV/0!
10-14	0.0%	#DIV/0!	0.0%	0.0%	0.0%	0.0%	0.0%	0.0%	0.0%	0.0%	#DIV/0!	#DIV/0!
15-19	0.0%	#DIV/0!	0.0%	0.0%	0.0%	0.0%	0.0%	0.0%	0.0%	0.0%	#DIV/0!	#DIV/0!
20-24	0.0%	#DIV/0!	0.0%	0.0%	0.0%	0.0%	0.0%	0.0%	0.0%	0.0%	#DIV/0!	#DIV/0!
25-29	0.0%	#DIV/0!	0.0%	0.0%	0.0%	0.0%	0.0%	0.0%	0.0%	0.0%	#DIV/0!	#DIV/0!
30-34	0.0%	#DIV/0!	0.0%	0.0%	0.0%	0.0%	0.0%	0.0%	0.0%	0.0%	#DIV/0!	#DIV/0!
35-39	2.2%	#DIV/0!	5.6%	0.0%	0.0%	0.0%	0.0%	14.3%	0.0%	0.0%	#DIV/0!	#DIV/0!
40-44	19.1%	#DIV/0!	0.0%	31.3%	12.5%	30.8%	28.6%	14.3%	25.0%	12.5%	#DIV/0!	#DIV/0!
45-49	22.5%	#DIV/0!	27.8%	25.0%	0.0%	15.4%	0.0%	14.3%	25.0%	62.5%	#DIV/0!	#DIV/0!
50-54	23.6%	#DIV/0!	33.3%	12.5%	37.5%	15.4%	28.6%	28.6%	25.0%	12.5%	#DIV/0!	#DIV/0!
55-59	18.0%	#DIV/0!	11.1%	18.8%	12.5%	30.8%	42.9%	0.0%	16.7%	12.5%	#DIV/0!	#DIV/0!
60-64	7.9%	#DIV/0!	16.7%	12.5%	12.5%	0.0%	0.0%	0.0%	8.3%	0.0%	#DIV/0!	#DIV/0!
65-69	5.6%	#DIV/0!	5.6%	0.0%	25.0%	0.0%	0.0%	28.6%	0.0%	0.0%	#DIV/0!	#DIV/0!
70-74	1.1%	#DIV/0!	0.0%	0.0%	0.0%	7.7%	0.0%	0.0%	0.0%	0.0%	#DIV/0!	#DIV/0!
>=75	0.0%	#DIV/0!	0.0%	0.0%	0.0%	0.0%	0.0%	0.0%	0.0%	0.0%	#DIV/0!	#DIV/0!
Total # of vehicle	89	0	18	16	8	13	7	7	12	8	0	0
Average speed	51.6	#DIV/0!	52.7	50.4	56.5	51.7	51.2	53.5	49.8	48.3	#DIV/0!	#DIV/0!
St. Dev.	7.3	#DIV/0!	7.2	6.6	7.4	7.7	6.9	11.7	6.3	4.9	#DIV/0!	#DIV/0!
85th percentile	59.6	#NUM!	60.7	58.2	65.2	57.7	56.7	67.9	57.1	53.7	#NUM!	#NUM!
Min	36.8	0.0	38.0	42.6	44.9	42.6	40.3	36.8	41.4	42.6	0.0	0.0
Max	70.1	0.0	68.9	61.8	66.6	70.1	59.7	68.9	60.5	57.5	0.0	0.0
Range	33.2	0.0	30.9	19.2	21.8	27.5	19.5	32.1	19.0	14.9	0.0	0.0

Vehicle Speed (+75 FT Vehicles)	Hour											
	Total	20:00-21:00	21:00-22:00	22:00-23:00	23:00-00:00	00:00-01:00	01:00-02:00	02:00-03:00	03:00-04:00	04:00-05:00	05:00-06:00	06:00-07:00
MPH												
< 10	0.0%	#DIV/0!	0.0%	0.0%	0.0%	0.0%	0.0%	#DIV/0!	0.0%	0.0%	#DIV/0!	#DIV/0!
10-14	0.0%	#DIV/0!	0.0%	0.0%	0.0%	0.0%	0.0%	#DIV/0!	0.0%	0.0%	#DIV/0!	#DIV/0!
15-19	0.0%	#DIV/0!	0.0%	0.0%	0.0%	0.0%	0.0%	#DIV/0!	0.0%	0.0%	#DIV/0!	#DIV/0!
20-24	0.0%	#DIV/0!	0.0%	0.0%	0.0%	0.0%	0.0%	#DIV/0!	0.0%	0.0%	#DIV/0!	#DIV/0!
25-29	0.0%	#DIV/0!	0.0%	0.0%	0.0%	0.0%	0.0%	#DIV/0!	0.0%	0.0%	#DIV/0!	#DIV/0!
30-34	0.0%	#DIV/0!	0.0%	0.0%	0.0%	0.0%	0.0%	#DIV/0!	0.0%	0.0%	#DIV/0!	#DIV/0!
35-39	 7.1%	#DIV/0!	0.0%	16.7%	0.0%	0.0%	0.0%	#DIV/0!	0.0%	0.0%	#DIV/0!	#DIV/0!
40-44	 21.4%	#DIV/0!	100.0%	16.7%	0.0%	0.0%	0.0%	#DIV/0!	50.0%	0.0%	#DIV/0!	#DIV/0!
45-49	0.0%	#DIV/0!	0.0%	0.0%	0.0%	0.0%	0.0%	#DIV/0!	0.0%	0.0%	#DIV/0!	#DIV/0!
50-54	 14.3%	#DIV/0!	0.0%	0.0%	0.0%	0.0%	0.0%	#DIV/0!	50.0%	50.0%	#DIV/0!	#DIV/0!
55-59	 21.4%	#DIV/0!	0.0%	33.3%	0.0%	0.0%	0.0%	#DIV/0!	0.0%	50.0%	#DIV/0!	#DIV/0!
60-64	 14.3%	#DIV/0!	0.0%	16.7%	0.0%	0.0%	100.0%	#DIV/0!	0.0%	0.0%	#DIV/0!	#DIV/0!
65-69	 14.3%	#DIV/0!	0.0%	0.0%	100.0%	100.0%	0.0%	#DIV/0!	0.0%	0.0%	#DIV/0!	#DIV/0!
70-74	0.0%	#DIV/0!	0.0%	0.0%	0.0%	0.0%	0.0%	#DIV/0!	0.0%	0.0%	#DIV/0!	#DIV/0!
>=75	 7.1%	#DIV/0!	0.0%	16.7%	0.0%	0.0%	0.0%	#DIV/0!	0.0%	0.0%	#DIV/0!	#DIV/0!
Total # of vehicle	14	0	1	6	1	1	1	0	2	2	0	0
Average speed	57.0	#DIV/0!	44.9	58.3	66.6	67.8	63.2	#DIV/0!	48.3	54.6	#DIV/0!	#DIV/0!
St. Dev.	12.4	#DIV/0!	#DIV/0!	16.8	#DIV/0!	#DIV/0!	#DIV/0!	#DIV/0!	4.9	0.8	#DIV/0!	#DIV/0!
85th percentile	66.7	#NUM!	44.9	69.2	66.6	67.8	63.2	#NUM!	50.7	55.0	#NUM!	#NUM!
Min	39.1	0.0	44.9	39.1	66.6	67.8	63.2	0.0	44.9	54.0	0.0	0.0
Max	87.2	0.0	44.9	87.2	66.6	67.8	63.2	0.0	51.7	55.2	0.0	0.0
Range	48.1	0.0	0.0	48.1	0.0	0.0	0.0	0.0	6.9	1.1	0.0	0.0

Day 7 RWA

Vehicle Speed (all vehicles)	Hour											
	Total	20:00-21:00	21:00-22:00	22:00-23:00	23:00-00:00	00:00-01:00	01:00-02:00	02:00-03:00	03:00-04:00	04:00-05:00	05:00-06:00	06:00-07:00
MPH												
< 10	0.0%	#DIV/0!	0.0%	0.0%	0.0%	0.0%	0.0%	0.0%	0.0%	0.0%	#DIV/0!	#DIV/0!
10-14	0.0%	#DIV/0!	0.0%	0.0%	0.0%	0.0%	0.0%	0.0%	0.0%	0.0%	#DIV/0!	#DIV/0!
15-19	0.0%	#DIV/0!	0.0%	0.0%	0.0%	0.0%	0.0%	0.0%	0.0%	0.0%	#DIV/0!	#DIV/0!
20-24	0.1%	#DIV/0!	0.0%	0.0%	0.0%	0.0%	0.0%	0.0%	0.0%	0.4%	#DIV/0!	#DIV/0!
25-29	0.0%	#DIV/0!	0.0%	0.0%	0.0%	0.0%	0.0%	0.0%	0.0%	0.0%	#DIV/0!	#DIV/0!
30-34	0.1%	#DIV/0!	0.0%	0.3%	0.0%	0.0%	0.0%	0.0%	0.0%	0.0%	#DIV/0!	#DIV/0!
35-39	1.1%	#DIV/0!	0.9%	1.1%	0.4%	1.7%	0.8%	3.1%	0.5%	0.9%	#DIV/0!	#DIV/0!
40-44	3.8%	#DIV/0!	2.8%	4.8%	4.5%	4.0%	4.9%	3.1%	4.2%	3.1%	#DIV/0!	#DIV/0!
45-49	11.6%	#DIV/0!	9.3%	8.5%	13.1%	14.5%	13.8%	18.5%	14.6%	10.0%	#DIV/0!	#DIV/0!
50-54	19.4%	#DIV/0!	13.2%	21.1%	19.2%	18.5%	22.0%	16.9%	26.6%	23.1%	#DIV/0!	#DIV/0!
55-59	19.1%	#DIV/0!	19.7%	20.5%	18.0%	20.2%	20.3%	18.5%	18.2%	16.2%	#DIV/0!	#DIV/0!
60-64	15.3%	#DIV/0!	21.3%	14.9%	15.9%	11.0%	8.9%	12.3%	12.5%	14.4%	#DIV/0!	#DIV/0!
65-69	16.0%	#DIV/0!	17.6%	17.1%	15.5%	16.8%	16.3%	13.8%	11.5%	15.7%	#DIV/0!	#DIV/0!
70-74	6.4%	#DIV/0!	7.9%	5.3%	4.9%	7.5%	6.5%	6.9%	4.7%	7.0%	#DIV/0!	#DIV/0!
>=75	7.3%	#DIV/0!	7.2%	6.4%	8.6%	5.8%	6.5%	6.9%	7.3%	9.2%	#DIV/0!	#DIV/0!
Total # of vehicles	1898	0	431	375	245	173	123	130	192	229	0	0
Average speed	59.3	#DIV/0!	60.7	59.1	59.3	58.7	58.6	58.2	58.1	59.5	#DIV/0!	#DIV/0!
St. Dev.	9.7	#DIV/0!	9.3	9.6	9.6	9.8	9.5	10.4	10.0	9.7	#DIV/0!	#DIV/0!
85th percentile	69.4	#NUM!	69.8	68.6	68.6	68.9	68.4	68.6	68.6	69.9	#NUM!	#NUM!
Min	24.6	0.0	38.9	31.7	37.0	36.5	37.7	37.7	35.3	24.6	0.0	0.0
Max	93.6	0.0	91.2	88.9	90.4	88.9	83.1	92.4	93.6	85.5	0.0	0.0
Range	69.1	0.0	52.4	57.1	53.4	52.4	45.4	54.8	58.3	61.0	0.0	0.0

Vehicle Speed (0-25 FT Vehicles)	Hour											
	Total	20:00-21:00	21:00-22:00	22:00-23:00	23:00-00:00	00:00-01:00	01:00-02:00	02:00-03:00	03:00-04:00	04:00-05:00	05:00-06:00	06:00-07:00
MPH												
< 10	0.0%	#DIV/0!	0.0%	0.0%	0.0%	0.0%	0.0%	0.0%	0.0%	0.0%	#DIV/0!	#DIV/0!
10-14	0.0%	#DIV/0!	0.0%	0.0%	0.0%	0.0%	0.0%	0.0%	0.0%	0.0%	#DIV/0!	#DIV/0!
15-19	0.0%	#DIV/0!	0.0%	0.0%	0.0%	0.0%	0.0%	0.0%	0.0%	0.0%	#DIV/0!	#DIV/0!
20-24	0.1%	#DIV/0!	0.0%	0.0%	0.0%	0.0%	0.0%	0.0%	0.0%	0.6%	#DIV/0!	#DIV/0!
25-29	0.0%	#DIV/0!	0.0%	0.0%	0.0%	0.0%	0.0%	0.0%	0.0%	0.0%	#DIV/0!	#DIV/0!
30-34	0.1%	#DIV/0!	0.0%	0.4%	0.0%	0.0%	0.0%	0.0%	0.0%	0.0%	#DIV/0!	#DIV/0!
35-39	0.7%	#DIV/0!	0.9%	0.8%	0.7%	1.0%	0.0%	2.7%	0.0%	0.0%	#DIV/0!	#DIV/0!
40-44	1.9%	#DIV/0!	1.9%	2.0%	2.0%	0.0%	2.9%	2.7%	0.9%	2.9%	#DIV/0!	#DIV/0!
45-49	6.1%	#DIV/0!	4.4%	4.1%	7.2%	9.1%	5.7%	11.0%	8.8%	5.7%	#DIV/0!	#DIV/0!
50-54	13.3%	#DIV/0!	9.4%	13.8%	15.0%	12.1%	12.9%	4.1%	18.4%	19.5%	#DIV/0!	#DIV/0!
55-59	18.0%	#DIV/0!	17.3%	21.5%	16.3%	19.2%	20.0%	20.5%	15.8%	14.9%	#DIV/0!	#DIV/0!
60-64	19.6%	#DIV/0!	25.2%	19.1%	18.3%	15.2%	11.4%	17.8%	20.2%	17.2%	#DIV/0!	#DIV/0!
65-69	22.0%	#DIV/0!	22.0%	23.6%	21.6%	24.2%	25.7%	19.2%	19.3%	20.1%	#DIV/0!	#DIV/0!
70-74	8.6%	#DIV/0!	9.7%	6.5%	6.5%	11.1%	11.4%	12.3%	6.1%	8.6%	#DIV/0!	#DIV/0!
>=75	9.6%	#DIV/0!	9.1%	8.1%	12.4%	8.1%	10.0%	9.6%	10.5%	10.3%	#DIV/0!	#DIV/0!
Total # of vehicles	1247	0	318	246	153	99	70	73	114	174	0	0
Average speed	62.1	#DIV/0!	62.8	61.8	62.2	62.1	62.6	61.6	62.0	61.4	#DIV/0!	#DIV/0!
St. Dev.	9.3	#DIV/0!	8.9	9.1	9.7	9.2	9.2	10.2	9.8	9.5	#DIV/0!	#DIV/0!
85th percentile	71.0	#NUM!	71.0	69.1	71.0	71.9	72.1	71.4	71.0	71.0	#NUM!	#NUM!
Min	24.6	0.0	38.9	31.7	37.0	37.7	42.4	37.7	40.0	24.6	0.0	0.0
Max	93.6	0.0	91.2	88.9	90.4	88.9	83.1	90.1	93.6	85.5	0.0	0.0
Range	69.1	0.0	52.4	57.1	53.4	51.2	40.7	52.4	53.6	61.0	0.0	0.0

Vehicle Speed (25-50 FT Vehicles)	Hour											
	Total	20:00-21:00	21:00-22:00	22:00-23:00	23:00-00:00	00:00-01:00	01:00-02:00	02:00-03:00	03:00-04:00	04:00-05:00	05:00-06:00	06:00-07:00
MPH												
< 10	0.0%	#DIV/0!	0.0%	0.0%	0.0%	0.0%	0.0%	0.0%	0.0%	0.0%	#DIV/0!	#DIV/0!
10-14	0.0%	#DIV/0!	0.0%	0.0%	0.0%	0.0%	0.0%	0.0%	0.0%	0.0%	#DIV/0!	#DIV/0!
15-19	0.0%	#DIV/0!	0.0%	0.0%	0.0%	0.0%	0.0%	0.0%	0.0%	0.0%	#DIV/0!	#DIV/0!
20-24	0.0%	#DIV/0!	0.0%	0.0%	0.0%	0.0%	0.0%	0.0%	0.0%	0.0%	#DIV/0!	#DIV/0!
25-29	0.0%	#DIV/0!	0.0%	0.0%	0.0%	0.0%	0.0%	0.0%	0.0%	0.0%	#DIV/0!	#DIV/0!
30-34	0.0%	#DIV/0!	0.0%	0.0%	0.0%	0.0%	0.0%	0.0%	0.0%	0.0%	#DIV/0!	#DIV/0!
35-39	1.3%	#DIV/0!	0.0%	0.0%	0.0%	4.7%	3.4%	3.4%	0.0%	3.2%	#DIV/0!	#DIV/0!
40-44	8.5%	#DIV/0!	5.6%	10.7%	10.3%	11.6%	6.9%	0.0%	14.0%	3.2%	#DIV/0!	#DIV/0!
45-49	19.0%	#DIV/0!	19.4%	11.9%	20.7%	18.6%	17.2%	31.0%	25.6%	16.1%	#DIV/0!	#DIV/0!
50-54	30.8%	#DIV/0!	22.2%	33.3%	31.0%	23.3%	41.4%	37.9%	32.6%	35.5%	#DIV/0!	#DIV/0!
55-59	20.8%	#DIV/0!	26.4%	21.4%	15.5%	23.3%	17.2%	10.3%	20.9%	25.8%	#DIV/0!	#DIV/0!
60-64	7.7%	#DIV/0!	15.3%	8.3%	8.6%	4.7%	3.4%	6.9%	0.0%	6.5%	#DIV/0!	#DIV/0!
65-69	5.1%	#DIV/0!	5.6%	4.8%	6.9%	9.3%	6.9%	6.9%	0.0%	0.0%	#DIV/0!	#DIV/0!
70-74	2.8%	#DIV/0!	2.8%	4.8%	3.4%	2.3%	0.0%	0.0%	4.7%	0.0%	#DIV/0!	#DIV/0!
>=75	3.9%	#DIV/0!	2.8%	4.8%	3.4%	2.3%	3.4%	3.4%	2.3%	9.7%	#DIV/0!	#DIV/0!
Total # of vehicle	389	0	72	84	58	43	29	29	43	31	0	0
Average speed	54.7	#DIV/0!	56.0	55.4	55.0	53.9	53.8	53.6	52.3	55.1	#DIV/0!	#DIV/0!
St. Dev.	8.6	#DIV/0!	8.5	9.2	8.2	9.3	8.1	8.0	7.8	8.7	#DIV/0!	#DIV/0!
85th percentile	62.7	#NUM!	62.9	62.3	64.5	62.7	58.9	61.0	57.5	59.1	#NUM!	#NUM!
Min	36.5	0.0	41.2	40.0	43.6	36.5	37.7	38.9	40.0	37.7	0.0	0.0
Max	88.0	0.0	88.0	87.2	77.4	84.7	81.5	78.3	75.0	77.4	0.0	0.0
Range	51.5	0.0	46.7	47.1	33.8	48.3	43.8	39.4	35.0	39.8	0.0	0.0

Vehicle Speed (50-75 FT Vehicles)	Hour											
	Total	20:00-21:00	21:00-22:00	22:00-23:00	23:00-00:00	00:00-01:00	01:00-02:00	02:00-03:00	03:00-04:00	04:00-05:00	05:00-06:00	06:00-07:00
MPH												
< 10	0.0%	#DIV/0!	0.0%	0.0%	0.0%	0.0%	0.0%	0.0%	0.0%	0.0%	#DIV/0!	#DIV/0!
10-14	0.0%	#DIV/0!	0.0%	0.0%	0.0%	0.0%	0.0%	0.0%	0.0%	0.0%	#DIV/0!	#DIV/0!
15-19	0.0%	#DIV/0!	0.0%	0.0%	0.0%	0.0%	0.0%	0.0%	0.0%	0.0%	#DIV/0!	#DIV/0!
20-24	0.0%	#DIV/0!	0.0%	0.0%	0.0%	0.0%	0.0%	0.0%	0.0%	0.0%	#DIV/0!	#DIV/0!
25-29	0.0%	#DIV/0!	0.0%	0.0%	0.0%	0.0%	0.0%	0.0%	0.0%	0.0%	#DIV/0!	#DIV/0!
30-34	0.0%	#DIV/0!	0.0%	0.0%	0.0%	0.0%	0.0%	0.0%	0.0%	0.0%	#DIV/0!	#DIV/0!
35-39	2.3%	#DIV/0!	2.7%	3.1%	0.0%	0.0%	0.0%	4.3%	3.6%	5.3%	#DIV/0!	#DIV/0!
40-44	7.0%	#DIV/0!	5.4%	12.5%	6.9%	7.1%	10.5%	8.7%	0.0%	5.3%	#DIV/0!	#DIV/0!
45-49	28.8%	#DIV/0!	32.4%	31.3%	31.0%	25.0%	31.6%	21.7%	17.9%	42.1%	#DIV/0!	#DIV/0!
50-54	32.6%	#DIV/0!	27.0%	40.6%	20.7%	35.7%	26.3%	30.4%	50.0%	26.3%	#DIV/0!	#DIV/0!
55-59	20.9%	#DIV/0!	27.0%	9.4%	31.0%	21.4%	21.1%	21.7%	21.4%	10.5%	#DIV/0!	#DIV/0!
60-64	4.2%	#DIV/0!	2.7%	0.0%	6.9%	3.6%	10.5%	4.3%	3.6%	5.3%	#DIV/0!	#DIV/0!
65-69	2.8%	#DIV/0!	2.7%	3.1%	3.4%	3.6%	0.0%	8.7%	0.0%	0.0%	#DIV/0!	#DIV/0!
70-74	0.5%	#DIV/0!	0.0%	0.0%	0.0%	0.0%	0.0%	0.0%	0.0%	5.3%	#DIV/0!	#DIV/0!
>=75	0.9%	#DIV/0!	0.0%	0.0%	0.0%	3.6%	0.0%	0.0%	3.6%	0.0%	#DIV/0!	#DIV/0!
Total # of vehicle	215	0	37	32	29	28	19	23	28	19	0	0
Average speed	52.3	#DIV/0!	51.9	50.1	52.7	53.8	52.5	53.2	53.2	51.3	#DIV/0!	#DIV/0!
St. Dev.	6.3	#DIV/0!	5.6	5.7	5.1	7.6	5.6	7.3	6.6	7.2	#DIV/0!	#DIV/0!
85th percentile	57.9	#NUM!	55.5	54.3	56.7	59.0	59.1	59.1	56.7	57.1	#NUM!	#NUM!
Min	35.3	0.0	38.9	38.9	43.6	43.6	42.4	37.7	35.3	35.3	0.0	0.0
Max	81.7	0.0	68.5	68.6	65.1	81.7	62.7	68.6	75.0	71.0	0.0	0.0
Range	46.4	0.0	29.7	29.8	21.4	38.1	20.2	31.0	39.7	35.7	0.0	0.0

Vehicle Speed (+75 FT Vehicles)	Hour											
	Total	20:00-21:00	21:00-22:00	22:00-23:00	23:00-00:00	00:00-01:00	01:00-02:00	02:00-03:00	03:00-04:00	04:00-05:00	05:00-06:00	06:00-07:00
MPH												
< 10	0.0%	#DIV/0!	0.0%	0.0%	0.0%	0.0%	0.0%	0.0%	0.0%	0.0%	#DIV/0!	#DIV/0!
10-14	0.0%	#DIV/0!	0.0%	0.0%	0.0%	0.0%	0.0%	0.0%	0.0%	0.0%	#DIV/0!	#DIV/0!
15-19	0.0%	#DIV/0!	0.0%	0.0%	0.0%	0.0%	0.0%	0.0%	0.0%	0.0%	#DIV/0!	#DIV/0!
20-24	0.0%	#DIV/0!	0.0%	0.0%	0.0%	0.0%	0.0%	0.0%	0.0%	0.0%	#DIV/0!	#DIV/0!
25-29	0.0%	#DIV/0!	0.0%	0.0%	0.0%	0.0%	0.0%	0.0%	0.0%	0.0%	#DIV/0!	#DIV/0!
30-34	0.0%	#DIV/0!	0.0%	0.0%	0.0%	0.0%	0.0%	0.0%	0.0%	0.0%	#DIV/0!	#DIV/0!
35-39	2.1%	#DIV/0!	0.0%	7.7%	0.0%	0.0%	0.0%	0.0%	0.0%	0.0%	#DIV/0!	#DIV/0!
40-44	2.1%	#DIV/0!	0.0%	0.0%	0.0%	0.0%	0.0%	0.0%	14.3%	0.0%	#DIV/0!	#DIV/0!
45-49	19.1%	#DIV/0!	0.0%	15.4%	0.0%	33.3%	40.0%	40.0%	28.6%	0.0%	#DIV/0!	#DIV/0!
50-54	25.5%	#DIV/0!	25.0%	30.8%	0.0%	0.0%	20.0%	20.0%	28.6%	60.0%	#DIV/0!	#DIV/0!
55-59	23.4%	#DIV/0!	25.0%	23.1%	20.0%	0.0%	40.0%	20.0%	28.6%	20.0%	#DIV/0!	#DIV/0!
60-64	14.9%	#DIV/0!	0.0%	15.4%	80.0%	33.3%	0.0%	0.0%	0.0%	0.0%	#DIV/0!	#DIV/0!
65-69	6.4%	#DIV/0!	25.0%	7.7%	0.0%	0.0%	0.0%	0.0%	0.0%	20.0%	#DIV/0!	#DIV/0!
70-74	4.3%	#DIV/0!	25.0%	0.0%	0.0%	33.3%	0.0%	0.0%	0.0%	0.0%	#DIV/0!	#DIV/0!
>=75	2.1%	#DIV/0!	0.0%	0.0%	0.0%	0.0%	0.0%	20.0%	0.0%	0.0%	#DIV/0!	#DIV/0!
Total # of vehicle	47	0	4	13	5	3	5	5	7	5	0	0
Average speed	56.3	#DIV/0!	61.7	54.4	61.3	59.6	53.7	59.4	51.1	56.2	#DIV/0!	#DIV/0!
St. Dev.	8.8	#DIV/0!	8.2	7.7	1.4	11.6	4.5	18.8	4.9	5.7	#DIV/0!	#DIV/0!
85th percentile	62.9	#NUM!	68.8	61.9	62.3	67.6	57.6	71.0	56.8	59.8	#NUM!	#NUM!
Min	36.5	0.0	53.1	36.5	59.1	47.2	48.4	47.5	44.8	52.0	0.0	0.0
Max	92.4	0.0	71.0	65.1	62.7	70.2	58.8	92.4	57.2	66.2	0.0	0.0
Range	56.0	0.0	17.9	28.6	3.6	23.0	10.5	44.9	12.4	14.3	0.0	0.0

Day 7 Beginning of Taper

		Hour										
Vehicle Speed (all vehicles)	Total	20:00-21:00	21:00-22:00	22:00-23:00	23:00-00:00	00:00-01:00	01:00-02:00	02:00-03:00	03:00-04:00	04:00-05:00	05:00-06:00	06:00-07:00
MPH												
< 10	0.0%	#DIV/0!	0.0%	0.0%	0.0%	0.0%	0.0%	0.0%	0.0%	0.0%	#DIV/0!	#DIV/0!
10-14	0.0%	#DIV/0!	0.0%	0.0%	0.0%	0.0%	0.0%	0.0%	0.0%	0.0%	#DIV/0!	#DIV/0!
15-19	0.0%	#DIV/0!	0.0%	0.0%	0.0%	0.0%	0.0%	0.0%	0.0%	0.0%	#DIV/0!	#DIV/0!
20-24	0.0%	#DIV/0!	0.0%	0.0%	0.0%	0.0%	0.0%	0.0%	0.0%	0.0%	#DIV/0!	#DIV/0!
25-29	0.0%	#DIV/0!	0.0%	0.0%	0.0%	0.0%	0.0%	0.0%	0.0%	0.0%	#DIV/0!	#DIV/0!
30-34	0.6%	#DIV/0!	0.5%	0.5%	1.2%	1.1%	0.0%	0.7%	0.5%	0.4%	#DIV/0!	#DIV/0!
35-39	1.8%	#DIV/0!	1.7%	1.1%	3.5%	0.6%	1.6%	1.4%	3.6%	1.3%	#DIV/0!	#DIV/0!
40-44	8.2%	#DIV/0!	6.9%	8.6%	9.1%	9.7%	7.9%	13.6%	6.2%	6.6%	#DIV/0!	#DIV/0!
45-49	27.5%	#DIV/0!	20.3%	28.9%	27.6%	35.8%	35.4%	29.3%	28.5%	25.7%	#DIV/0!	#DIV/0!
50-54	23.9%	#DIV/0!	22.7%	27.0%	21.3%	20.5%	15.0%	22.1%	26.4%	30.5%	#DIV/0!	#DIV/0!
55-59	19.1%	#DIV/0!	24.8%	17.4%	18.9%	16.5%	13.4%	16.4%	22.3%	15.5%	#DIV/0!	#DIV/0!
60-64	9.7%	#DIV/0!	12.3%	8.3%	9.8%	8.5%	11.8%	7.9%	6.7%	10.6%	#DIV/0!	#DIV/0!
65-69	4.9%	#DIV/0!	5.4%	4.3%	4.3%	4.0%	9.4%	3.6%	3.6%	5.8%	#DIV/0!	#DIV/0!
70-74	2.5%	#DIV/0!	3.8%	2.7%	2.0%	1.7%	4.7%	2.9%	0.5%	1.3%	#DIV/0!	#DIV/0!
>=75	1.7%	#DIV/0!	1.7%	1.3%	2.4%	1.7%	0.8%	2.1%	1.6%	2.2%	#DIV/0!	#DIV/0!
Total # of vehicles	1913	0	423	374	254	176	127	140	193	226	0	0
Average speed	53.3	#DIV/0!	54.8	53.1	52.7	52.4	54.0	51.9	52.6	53.7	#DIV/0!	#DIV/0!
St. Dev.	8.1	#DIV/0!	8.2	7.6	8.6	8.1	8.5	8.0	7.5	8.3	#DIV/0!	#DIV/0!
85th percentile	61.0	#NUM!	62.8	60.0	60.2	60.0	64.8	59.5	59.1	60.9	#NUM!	#NUM!
Min	31.0	0.0	31.0	33.8	31.9	32.8	36.6	31.0	34.7	31.0	0.0	0.0
Max	96.0	0.0	87.0	80.0	80.0	83.0	75.9	77.0	78.7	96.0	0.0	0.0
Range	65.0	0.0	56.0	46.2	48.1	50.2	39.3	46.0	44.0	65.0	0.0	0.0

		Hour										
Vehicle Speed (0-25 FT Vehicles)	Total	20:00-21:00	21:00-22:00	22:00-23:00	23:00-00:00	00:00-01:00	01:00-02:00	02:00-03:00	03:00-04:00	04:00-05:00	05:00-06:00	06:00-07:00
MPH												
< 10	0.0%	#DIV/0!	0.0%	0.0%	0.0%	0.0%	0.0%	0.0%	0.0%	0.0%	#DIV/0!	#DIV/0!
10-14	0.0%	#DIV/0!	0.0%	0.0%	0.0%	0.0%	0.0%	0.0%	0.0%	0.0%	#DIV/0!	#DIV/0!
15-19	0.0%	#DIV/0!	0.0%	0.0%	0.0%	0.0%	0.0%	0.0%	0.0%	0.0%	#DIV/0!	#DIV/0!
20-24	0.0%	#DIV/0!	0.0%	0.0%	0.0%	0.0%	0.0%	0.0%	0.0%	0.0%	#DIV/0!	#DIV/0!
25-29	0.0%	#DIV/0!	0.0%	0.0%	0.0%	0.0%	0.0%	0.0%	0.0%	0.0%	#DIV/0!	#DIV/0!
30-34	0.3%	#DIV/0!	0.3%	0.0%	1.2%	0.0%	0.0%	1.3%	0.0%	0.0%	#DIV/0!	#DIV/0!
35-39	0.8%	#DIV/0!	0.6%	0.8%	1.8%	0.0%	0.0%	0.0%	2.6%	0.0%	#DIV/0!	#DIV/0!
40-44	5.7%	#DIV/0!	5.2%	5.5%	7.4%	6.1%	6.7%	8.9%	2.6%	5.5%	#DIV/0!	#DIV/0!
45-49	21.0%	#DIV/0!	14.2%	22.9%	19.6%	27.3%	26.7%	21.5%	21.6%	25.2%	#DIV/0!	#DIV/0!
50-54	25.3%	#DIV/0!	21.7%	28.9%	22.1%	23.2%	13.3%	27.8%	29.3%	32.5%	#DIV/0!	#DIV/0!
55-59	22.8%	#DIV/0!	29.4%	20.9%	24.5%	21.2%	17.3%	19.0%	27.6%	12.9%	#DIV/0!	#DIV/0!
60-64	13.1%	#DIV/0!	15.5%	11.5%	12.9%	14.1%	16.0%	11.4%	9.5%	12.9%	#DIV/0!	#DIV/0!
65-69	6.2%	#DIV/0!	7.1%	5.1%	4.9%	5.1%	14.7%	3.8%	4.3%	6.7%	#DIV/0!	#DIV/0!
70-74	2.6%	#DIV/0!	3.9%	2.8%	1.8%	1.0%	4.0%	3.8%	0.9%	1.8%	#DIV/0!	#DIV/0!
>=75	2.1%	#DIV/0!	1.9%	1.6%	3.7%	2.0%	1.3%	2.5%	1.7%	2.5%	#DIV/0!	#DIV/0!
Total # of vehicles	1257	0	309	253	163	99	75	79	116	163	0	0
Average speed	55.0	#DIV/0!	56.4	54.6	54.5	54.5	56.1	53.4	54.3	54.5	#DIV/0!	#DIV/0!
St. Dev.	7.9	#DIV/0!	8.0	7.4	8.6	7.6	8.3	8.3	7.2	7.8	#DIV/0!	#DIV/0!
85th percentile	62.8	#NUM!	64.0	62.2	62.0	61.9	65.6	60.4	61.4	61.9	#NUM!	#NUM!
Min	31.0	0.0	31.0	39.4	31.9	42.2	43.2	31.0	35.7	41.3	0.0	0.0
Max	87.0	0.0	87.0	80.0	80.0	83.0	75.9	77.0	78.7	84.4	0.0	0.0
Range	56.0	0.0	56.0	40.6	48.1	40.8	32.8	46.0	43.1	43.1	0.0	0.0

Vehicle Speed (25-50 FT Vehicles)	Hour											
	Total	20:00-21:00	21:00-22:00	22:00-23:00	23:00-00:00	00:00-01:00	01:00-02:00	02:00-03:00	03:00-04:00	04:00-05:00	05:00-06:00	06:00-07:00
MPH												
< 10	0.0%	#DIV/0!	0.0%	0.0%	0.0%	0.0%	0.0%	0.0%	0.0%	0.0%	#DIV/0!	#DIV/0!
10-14	0.0%	#DIV/0!	0.0%	0.0%	0.0%	0.0%	0.0%	0.0%	0.0%	0.0%	#DIV/0!	#DIV/0!
15-19	0.0%	#DIV/0!	0.0%	0.0%	0.0%	0.0%	0.0%	0.0%	0.0%	0.0%	#DIV/0!	#DIV/0!
20-24	0.0%	#DIV/0!	0.0%	0.0%	0.0%	0.0%	0.0%	0.0%	0.0%	0.0%	#DIV/0!	#DIV/0!
25-29	0.0%	#DIV/0!	0.0%	0.0%	0.0%	0.0%	0.0%	0.0%	0.0%	0.0%	#DIV/0!	#DIV/0!
30-34	0.9%	#DIV/0!	0.0%	0.0%	2.1%	4.5%	0.0%	0.0%	0.0%	0.0%	#DIV/0!	#DIV/0!
35-39	3.7%	#DIV/0!	3.0%	0.0%	6.3%	2.3%	4.0%	7.4%	2.6%	8.6%	#DIV/0!	#DIV/0!
40-44	12.3%	#DIV/0!	6.1%	13.4%	16.7%	13.6%	8.0%	33.3%	12.8%	0.0%	#DIV/0!	#DIV/0!
45-49	41.0%	#DIV/0!	37.9%	43.3%	39.6%	47.7%	60.0%	33.3%	41.0%	28.6%	#DIV/0!	#DIV/0!
50-54	22.8%	#DIV/0!	33.3%	22.4%	22.9%	15.9%	16.0%	14.8%	20.5%	25.7%	#DIV/0!	#DIV/0!
55-59	9.1%	#DIV/0!	9.1%	10.4%	4.2%	4.5%	0.0%	3.7%	15.4%	22.9%	#DIV/0!	#DIV/0!
60-64	3.4%	#DIV/0!	4.5%	1.5%	4.2%	2.3%	4.0%	3.7%	2.6%	5.7%	#DIV/0!	#DIV/0!
65-69	2.6%	#DIV/0!	0.0%	4.5%	2.1%	2.3%	0.0%	3.7%	2.6%	5.7%	#DIV/0!	#DIV/0!
70-74	2.8%	#DIV/0!	4.5%	3.0%	2.1%	4.5%	8.0%	0.0%	0.0%	0.0%	#DIV/0!	#DIV/0!
>=75	1.4%	#DIV/0!	1.5%	1.5%	0.0%	2.3%	0.0%	0.0%	2.6%	2.9%	#DIV/0!	#DIV/0!
Total # of vehicle	351	0	66	67	48	44	25	27	39	35	0	0
Average speed	50.5	#DIV/0!	51.5	51.0	48.6	50.0	50.4	47.7	50.5	53.3	#DIV/0!	#DIV/0!
St. Dev.	8.0	#DIV/0!	6.8	7.5	7.4	9.1	8.2	6.7	7.6	10.4	#DIV/0!	#DIV/0!
85th percentile	56.7	#NUM!	57.1	56.3	54.4	55.4	53.8	52.6	56.5	59.0	#NUM!	#NUM!
Min	32.8	0.0	35.0	40.3	34.7	32.8	37.5	37.5	38.5	35.7	0.0	0.0
Max	96.0	0.0	74.1	75.9	72.2	77.8	73.1	65.6	76.9	96.0	0.0	0.0
Range	63.2	0.0	39.1	35.6	37.5	45.0	35.6	28.1	38.4	60.3	0.0	0.0

Vehicle Speed (50-75 FT Vehicles)	Hour											
	Total	20:00-21:00	21:00-22:00	22:00-23:00	23:00-00:00	00:00-01:00	01:00-02:00	02:00-03:00	03:00-04:00	04:00-05:00	05:00-06:00	06:00-07:00
MPH												
< 10	0.0%	#DIV/0!	0.0%	0.0%	0.0%	0.0%	0.0%	0.0%	0.0%	0.0%	#DIV/0!	#DIV/0!
10-14	0.0%	#DIV/0!	0.0%	0.0%	0.0%	0.0%	0.0%	0.0%	0.0%	0.0%	#DIV/0!	#DIV/0!
15-19	0.0%	#DIV/0!	0.0%	0.0%	0.0%	0.0%	0.0%	0.0%	0.0%	0.0%	#DIV/0!	#DIV/0!
20-24	0.0%	#DIV/0!	0.0%	0.0%	0.0%	0.0%	0.0%	0.0%	0.0%	0.0%	#DIV/0!	#DIV/0!
25-29	0.0%	#DIV/0!	0.0%	0.0%	0.0%	0.0%	0.0%	0.0%	0.0%	0.0%	#DIV/0!	#DIV/0!
30-34	1.7%	#DIV/0!	2.3%	2.5%	0.0%	0.0%	0.0%	0.0%	3.6%	5.3%	#DIV/0!	#DIV/0!
35-39	3.7%	#DIV/0!	4.5%	2.5%	8.1%	0.0%	4.8%	0.0%	7.1%	0.0%	#DIV/0!	#DIV/0!
40-44	14.1%	#DIV/0!	20.5%	17.5%	5.4%	14.8%	9.5%	4.0%	10.7%	31.6%	#DIV/0!	#DIV/0!
45-49	42.3%	#DIV/0!	36.4%	45.0%	51.4%	44.4%	42.9%	48.0%	39.3%	26.3%	#DIV/0!	#DIV/0!
50-54	19.9%	#DIV/0!	13.6%	22.5%	18.9%	22.2%	14.3%	20.0%	28.6%	21.1%	#DIV/0!	#DIV/0!
55-59	14.5%	#DIV/0!	15.9%	10.0%	10.8%	18.5%	19.0%	24.0%	7.1%	15.8%	#DIV/0!	#DIV/0!
60-64	1.7%	#DIV/0!	2.3%	0.0%	0.0%	0.0%	9.5%	0.0%	3.6%	0.0%	#DIV/0!	#DIV/0!
65-69	1.2%	#DIV/0!	2.3%	0.0%	2.7%	0.0%	0.0%	4.0%	0.0%	0.0%	#DIV/0!	#DIV/0!
70-74	0.8%	#DIV/0!	2.3%	0.0%	2.7%	0.0%	0.0%	0.0%	0.0%	0.0%	#DIV/0!	#DIV/0!
>=75	0.0%	#DIV/0!	0.0%	0.0%	0.0%	0.0%	0.0%	0.0%	0.0%	0.0%	#DIV/0!	#DIV/0!
Total # of vehicle	241	0	44	40	37	27	21	25	28	19	0	0
Average speed	49.1	#DIV/0!	49.1	48.1	49.5	48.8	50.6	51.4	48.3	47.6	#DIV/0!	#DIV/0!
St. Dev.	6.3	#DIV/0!	7.3	5.1	7.1	5.0	6.2	5.8	5.9	6.9	#DIV/0!	#DIV/0!
85th percentile	55.3	#NUM!	56.3	52.8	54.6	55.3	58.1	57.0	52.5	55.2	#NUM!	#NUM!
Min	31.0	0.0	34.7	33.8	35.7	40.3	36.6	44.1	34.7	31.0	0.0	0.0
Max	72.2	0.0	70.3	56.3	72.2	57.2	61.9	68.4	61.9	59.1	0.0	0.0
Range	41.2	0.0	35.6	22.5	36.5	16.9	25.3	24.4	27.2	28.1	0.0	0.0

Vehicle Speed (+75 FT Vehicles)	Hour											
	Total	20:00-21:00	21:00-22:00	22:00-23:00	23:00-00:00	00:00-01:00	01:00-02:00	02:00-03:00	03:00-04:00	04:00-05:00	05:00-06:00	06:00-07:00
MPH												
< 10	0.0%	#DIV/0!	0.0%	0.0%	0.0%	0.0%	0.0%	0.0%	0.0%	0.0%	#DIV/0!	#DIV/0!
10-14	0.0%	#DIV/0!	0.0%	0.0%	0.0%	0.0%	0.0%	0.0%	0.0%	0.0%	#DIV/0!	#DIV/0!
15-19	0.0%	#DIV/0!	0.0%	0.0%	0.0%	0.0%	0.0%	0.0%	0.0%	0.0%	#DIV/0!	#DIV/0!
20-24	0.0%	#DIV/0!	0.0%	0.0%	0.0%	0.0%	0.0%	0.0%	0.0%	0.0%	#DIV/0!	#DIV/0!
25-29	0.0%	#DIV/0!	0.0%	0.0%	0.0%	0.0%	0.0%	0.0%	0.0%	0.0%	#DIV/0!	#DIV/0!
30-34	1.6%	#DIV/0!	0.0%	7.1%	0.0%	0.0%	0.0%	0.0%	0.0%	0.0%	#DIV/0!	#DIV/0!
35-39	4.7%	#DIV/0!	25.0%	7.1%	0.0%	0.0%	0.0%	0.0%	10.0%	0.0%	#DIV/0!	#DIV/0!
40-44	12.5%	#DIV/0!	0.0%	14.3%	16.7%	16.7%	16.7%	22.2%	10.0%	0.0%	#DIV/0!	#DIV/0!
45-49	25.0%	#DIV/0!	25.0%	21.4%	0.0%	50.0%	16.7%	33.3%	30.0%	22.2%	#DIV/0!	#DIV/0!
50-54	17.2%	#DIV/0!	25.0%	28.6%	0.0%	0.0%	33.3%	0.0%	10.0%	33.3%	#DIV/0!	#DIV/0!
55-59	18.8%	#DIV/0!	25.0%	7.1%	33.3%	16.7%	0.0%	11.1%	30.0%	33.3%	#DIV/0!	#DIV/0!
60-64	7.8%	#DIV/0!	0.0%	7.1%	33.3%	0.0%	0.0%	11.1%	0.0%	11.1%	#DIV/0!	#DIV/0!
65-69	6.3%	#DIV/0!	0.0%	0.0%	16.7%	16.7%	16.7%	0.0%	10.0%	0.0%	#DIV/0!	#DIV/0!
70-74	4.7%	#DIV/0!	0.0%	7.1%	0.0%	0.0%	16.7%	11.1%	0.0%	0.0%	#DIV/0!	#DIV/0!
>=75	1.6%	#DIV/0!	0.0%	0.0%	0.0%	0.0%	0.0%	11.1%	0.0%	0.0%	#DIV/0!	#DIV/0!
Total # of vehicle	64	0	4	14	6	6	6	9	10	9	0	0
Average speed	52.6	#DIV/0!	48.3	49.8	57.4	51.0	56.3	53.2	52.1	54.3	#DIV/0!	#DIV/0!
St. Dev.	9.0	#DIV/0!	6.7	9.7	8.9	10.4	11.3	10.9	8.5	5.3	#DIV/0!	#DIV/0!
85th percentile	60.0	#NUM!	53.2	56.5	63.3	59.5	68.2	60.0	58.1	58.0	#NUM!	#NUM!
Min	33.8	0.0	39.4	33.8	41.3	41.3	44.1	42.2	38.5	47.8	0.0	0.0
Max	75.0	0.0	55.3	72.2	67.5	69.4	73.1	75.0	67.5	64.7	0.0	0.0
Range	41.2	0.0	15.9	38.4	26.2	28.1	29.0	32.8	29.0	16.9	0.0	0.0



Day 7 End of Taper

Vehicle Speed (all vehicles)	Hour											
	Total	20:00-21:00	21:00-22:00	22:00-23:00	23:00-00:00	00:00-01:00	01:00-02:00	02:00-03:00	03:00-04:00	04:00-05:00	05:00-06:00	06:00-07:00
MPH												
< 10	0.0%	#DIV/0!	0.0%	0.0%	0.0%	0.0%	0.0%	0.0%	0.0%	0.0%	#DIV/0!	#DIV/0!
10-14	0.0%	#DIV/0!	0.0%	0.0%	0.0%	0.0%	0.0%	0.0%	0.0%	0.0%	#DIV/0!	#DIV/0!
15-19	0.0%	#DIV/0!	0.0%	0.0%	0.0%	0.0%	0.0%	0.0%	0.0%	0.0%	#DIV/0!	#DIV/0!
20-24	0.0%	#DIV/0!	0.0%	0.0%	0.0%	0.0%	0.0%	0.0%	0.0%	0.0%	#DIV/0!	#DIV/0!
25-29	0.6%	#DIV/0!	0.7%	0.8%	0.4%	0.0%	0.8%	0.7%	1.0%	0.4%	#DIV/0!	#DIV/0!
30-34	2.7%	#DIV/0!	3.4%	3.5%	2.7%	2.9%	1.6%	2.2%	1.0%	2.2%	#DIV/0!	#DIV/0!
35-39	9.9%	#DIV/0!	9.0%	10.4%	14.2%	7.5%	12.9%	8.9%	9.2%	7.5%	#DIV/0!	#DIV/0!
40-44	20.3%	#DIV/0!	16.0%	21.5%	22.7%	23.0%	21.0%	18.5%	19.0%	23.5%	#DIV/0!	#DIV/0!
45-49	27.7%	#DIV/0!	26.4%	29.0%	26.9%	32.2%	23.4%	25.9%	27.7%	29.2%	#DIV/0!	#DIV/0!
50-54	20.8%	#DIV/0!	21.5%	21.8%	19.6%	17.2%	21.0%	21.5%	24.6%	17.7%	#DIV/0!	#DIV/0!
55-59	9.6%	#DIV/0!	10.4%	9.0%	7.7%	9.2%	10.5%	14.8%	11.3%	6.2%	#DIV/0!	#DIV/0!
60-64	4.0%	#DIV/0!	6.5%	1.9%	1.9%	3.4%	5.6%	4.4%	3.6%	4.9%	#DIV/0!	#DIV/0!
65-69	2.9%	#DIV/0!	4.4%	1.3%	3.5%	2.9%	2.4%	2.2%	1.5%	4.0%	#DIV/0!	#DIV/0!
70-74	1.4%	#DIV/0!	1.5%	0.8%	0.4%	1.7%	0.8%	0.7%	1.0%	4.0%	#DIV/0!	#DIV/0!
>=75	0.1%	#DIV/0!	0.2%	0.0%	0.0%	0.0%	0.0%	0.0%	0.0%	0.4%	#DIV/0!	#DIV/0!
Total # of vehicles	1903	0	413	376	260	174	124	135	195	226	0	0
Average speed	48.4	#DIV/0!	49.6	47.4	47.1	48.3	48.3	49.0	48.8	49.1	#DIV/0!	#DIV/0!
St. Dev.	8.0	#DIV/0!	8.6	7.3	7.7	7.7	8.0	7.7	7.5	8.9	#DIV/0!	#DIV/0!
85th percentile	56.3	#NUM!	58.5	54.6	54.1	56.3	56.7	56.9	56.2	57.7	#NUM!	#NUM!
Min	25.8	0.0	28.8	25.8	29.5	31.7	28.0	28.0	27.3	28.8	0.0	0.0
Max	74.8	0.0	74.8	71.1	70.4	71.9	70.4	70.4	73.4	74.8	0.0	0.0
Range	49.1	0.0	46.1	45.3	40.9	40.1	42.4	42.4	46.1	46.1	0.0	0.0

Vehicle Speed (0-25 FT Vehicles)	Hour											
	Total	20:00-21:00	21:00-22:00	22:00-23:00	23:00-00:00	00:00-01:00	01:00-02:00	02:00-03:00	03:00-04:00	04:00-05:00	05:00-06:00	06:00-07:00
MPH												
< 10	0.0%	#DIV/0!	0.0%	0.0%	0.0%	0.0%	0.0%	0.0%	0.0%	0.0%	#DIV/0!	#DIV/0!
10-14	0.0%	#DIV/0!	0.0%	0.0%	0.0%	0.0%	0.0%	0.0%	0.0%	0.0%	#DIV/0!	#DIV/0!
15-19	0.0%	#DIV/0!	0.0%	0.0%	0.0%	0.0%	0.0%	0.0%	0.0%	0.0%	#DIV/0!	#DIV/0!
20-24	0.0%	#DIV/0!	0.0%	0.0%	0.0%	0.0%	0.0%	0.0%	0.0%	0.0%	#DIV/0!	#DIV/0!
25-29	0.8%	#DIV/0!	1.0%	0.8%	0.6%	0.0%	1.4%	0.0%	1.9%	0.6%	#DIV/0!	#DIV/0!
30-34	3.0%	#DIV/0!	3.4%	4.0%	3.9%	4.3%	0.0%	1.5%	1.0%	2.6%	#DIV/0!	#DIV/0!
35-39	10.0%	#DIV/0!	6.9%	12.4%	16.1%	6.4%	13.7%	10.6%	9.6%	5.8%	#DIV/0!	#DIV/0!
40-44	20.6%	#DIV/0!	16.6%	21.3%	22.6%	25.5%	13.7%	24.2%	17.3%	26.0%	#DIV/0!	#DIV/0!
45-49	26.8%	#DIV/0!	25.5%	27.3%	25.2%	33.0%	20.5%	22.7%	27.9%	30.5%	#DIV/0!	#DIV/0!
50-54	22.0%	#DIV/0!	23.4%	22.1%	19.4%	13.8%	27.4%	22.7%	27.9%	20.1%	#DIV/0!	#DIV/0!
55-59	9.5%	#DIV/0!	9.7%	8.8%	8.4%	9.6%	13.7%	15.2%	8.7%	7.8%	#DIV/0!	#DIV/0!
60-64	4.0%	#DIV/0!	7.9%	2.0%	1.3%	3.2%	6.8%	1.5%	3.8%	2.6%	#DIV/0!	#DIV/0!
65-69	2.2%	#DIV/0!	3.8%	0.8%	2.6%	2.1%	2.7%	1.5%	1.9%	1.3%	#DIV/0!	#DIV/0!
70-74	0.8%	#DIV/0!	1.4%	0.4%	0.0%	2.1%	0.0%	0.0%	0.0%	1.9%	#DIV/0!	#DIV/0!
>=75	0.2%	#DIV/0!	0.3%	0.0%	0.0%	0.0%	0.0%	0.0%	0.0%	0.6%	#DIV/0!	#DIV/0!
Total # of vehicles	1185	0	290	249	155	94	73	66	104	154	0	0
Average speed	48.2	#DIV/0!	49.8	47.0	46.5	47.8	49.5	48.3	48.3	48.0	#DIV/0!	#DIV/0!
St. Dev.	7.8	#DIV/0!	8.6	7.3	7.6	7.8	7.8	7.0	7.4	7.5	#DIV/0!	#DIV/0!
85th percentile	55.5	#NUM!	58.5	54.0	54.0	56.3	57.1	55.5	54.8	54.8	#NUM!	#NUM!
Min	25.8	0.0	28.8	25.8	29.5	31.7	28.0	34.7	27.3	28.8	0.0	0.0
Max	74.8	0.0	74.8	71.1	69.6	71.9	68.1	69.6	68.9	74.8	0.0	0.0
Range	49.1	0.0	46.1	45.3	40.1	40.1	40.1	34.9	41.6	46.1	0.0	0.0

Vehicle Speed (25-50 FT Vehicles)	Hour											
	Total	20:00-21:00	21:00-22:00	22:00-23:00	23:00-00:00	00:00-01:00	01:00-02:00	02:00-03:00	03:00-04:00	04:00-05:00	05:00-06:00	06:00-07:00
MPH												
< 10	0.0%	#DIV/0!	0.0%	0.0%	0.0%	0.0%	0.0%	0.0%	0.0%	0.0%	#DIV/0!	#DIV/0!
10-14	0.0%	#DIV/0!	0.0%	0.0%	0.0%	0.0%	0.0%	0.0%	0.0%	0.0%	#DIV/0!	#DIV/0!
15-19	0.0%	#DIV/0!	0.0%	0.0%	0.0%	0.0%	0.0%	0.0%	0.0%	0.0%	#DIV/0!	#DIV/0!
20-24	0.0%	#DIV/0!	0.0%	0.0%	0.0%	0.0%	0.0%	0.0%	0.0%	0.0%	#DIV/0!	#DIV/0!
25-29	0.5%	#DIV/0!	0.0%	1.4%	0.0%	0.0%	0.0%	2.9%	0.0%	0.0%	#DIV/0!	#DIV/0!
30-34	2.1%	#DIV/0!	3.8%	1.4%	0.0%	2.2%	3.7%	2.9%	1.9%	2.2%	#DIV/0!	#DIV/0!
35-39	9.5%	#DIV/0!	11.5%	5.6%	14.3%	16.5%	14.8%	5.9%	9.3%	8.9%	#DIV/0!	#DIV/0!
40-44	21.7%	#DIV/0!	15.4%	23.6%	31.7%	17.4%	37.0%	17.6%	22.2%	13.3%	#DIV/0!	#DIV/0!
45-49	28.4%	#DIV/0!	29.5%	33.3%	27.0%	30.4%	29.6%	20.6%	29.6%	22.2%	#DIV/0!	#DIV/0!
50-54	17.4%	#DIV/0!	19.2%	19.4%	12.7%	28.3%	11.1%	14.7%	18.5%	11.1%	#DIV/0!	#DIV/0!
55-59	9.1%	#DIV/0!	11.5%	11.1%	6.3%	4.3%	0.0%	23.5%	11.1%	2.2%	#DIV/0!	#DIV/0!
60-64	2.9%	#DIV/0!	0.0%	1.6%	4.3%	0.0%	2.9%	3.7%	2.9%	13.3%	#DIV/0!	#DIV/0!
65-69	5.5%	#DIV/0!	7.7%	2.8%	4.8%	4.3%	3.7%	5.9%	1.9%	13.3%	#DIV/0!	#DIV/0!
70-74	2.9%	#DIV/0!	1.3%	1.4%	1.6%	2.2%	0.0%	2.9%	1.9%	13.3%	#DIV/0!	#DIV/0!
>=75	0.0%	#DIV/0!	0.0%	0.0%	0.0%	0.0%	0.0%	0.0%	0.0%	0.0%	#DIV/0!	#DIV/0!
Total # of vehicle	419	0	78	72	63	46	27	34	54	45	0	0
Average speed	48.9	#DIV/0!	48.9	48.0	47.0	49.6	44.7	50.0	48.8	54.4	#DIV/0!	#DIV/0!
St. Dev.	8.7	#DIV/0!	8.6	7.1	7.9	7.7	6.1	9.7	7.7	11.9	#DIV/0!	#DIV/0!
85th percentile	57.7	#NUM!	57.3	55.0	54.8	55.5	49.6	58.5	56.3	69.2	#NUM!	#NUM!
Min	28.0	0.0	30.2	29.5	36.2	34.0	31.0	28.0	34.7	32.5	0.0	0.0
Max	73.4	0.0	71.1	71.1	70.4	71.1	65.2	70.4	73.4	73.4	0.0	0.0
Range	45.3	0.0	40.9	41.6	34.2	37.2	34.2	42.4	38.7	40.9	0.0	0.0

Vehicle Speed (50-75 FT Vehicles)	Hour											
	Total	20:00-21:00	21:00-22:00	22:00-23:00	23:00-00:00	00:00-01:00	01:00-02:00	02:00-03:00	03:00-04:00	04:00-05:00	05:00-06:00	06:00-07:00
MPH												
< 10	0.0%	#DIV/0!	0.0%	0.0%	0.0%	0.0%	0.0%	0.0%	0.0%	0.0%	#DIV/0!	#DIV/0!
10-14	0.0%	#DIV/0!	0.0%	0.0%	0.0%	0.0%	0.0%	0.0%	0.0%	0.0%	#DIV/0!	#DIV/0!
15-19	0.0%	#DIV/0!	0.0%	0.0%	0.0%	0.0%	0.0%	0.0%	0.0%	0.0%	#DIV/0!	#DIV/0!
20-24	0.0%	#DIV/0!	0.0%	0.0%	0.0%	0.0%	0.0%	0.0%	0.0%	0.0%	#DIV/0!	#DIV/0!
25-29	0.0%	#DIV/0!	0.0%	0.0%	0.0%	0.0%	0.0%	0.0%	0.0%	0.0%	#DIV/0!	#DIV/0!
30-34	2.5%	#DIV/0!	0.0%	3.8%	4.0%	0.0%	9.1%	4.8%	0.0%	0.0%	#DIV/0!	#DIV/0!
35-39	9.6%	#DIV/0!	9.1%	3.8%	4.0%	15.8%	18.2%	9.5%	9.5%	16.7%	#DIV/0!	#DIV/0!
40-44	18.5%	#DIV/0!	13.6%	23.1%	8.0%	21.1%	27.3%	14.3%	14.3%	41.7%	#DIV/0!	#DIV/0!
45-49	35.0%	#DIV/0!	40.9%	34.6%	36.0%	42.1%	27.3%	42.9%	28.6%	16.7%	#DIV/0!	#DIV/0!
50-54	17.2%	#DIV/0!	4.5%	19.2%	32.0%	10.5%	0.0%	19.0%	28.6%	8.3%	#DIV/0!	#DIV/0!
55-59	9.6%	#DIV/0!	18.2%	11.5%	8.0%	5.3%	18.2%	4.8%	9.5%	0.0%	#DIV/0!	#DIV/0!
60-64	4.5%	#DIV/0!	9.1%	0.0%	4.0%	5.3%	0.0%	4.8%	4.8%	8.3%	#DIV/0!	#DIV/0!
65-69	1.9%	#DIV/0!	0.0%	3.8%	4.0%	0.0%	0.0%	0.0%	0.0%	8.3%	#DIV/0!	#DIV/0!
70-74	1.3%	#DIV/0!	4.5%	0.0%	0.0%	0.0%	0.0%	0.0%	4.8%	0.0%	#DIV/0!	#DIV/0!
>=75	0.0%	#DIV/0!	0.0%	0.0%	0.0%	0.0%	0.0%	0.0%	0.0%	0.0%	#DIV/0!	#DIV/0!
Total # of vehicle	157	0	22	26	25	19	11	21	21	12	0	0
Average speed	48.5	#DIV/0!	50.6	48.3	50.0	46.3	44.6	47.5	50.2	47.3	#DIV/0!	#DIV/0!
St. Dev.	7.6	#DIV/0!	8.6	6.8	7.4	6.9	7.5	6.6	8.2	8.7	#DIV/0!	#DIV/0!
85th percentile	57.4	#NUM!	59.7	54.6	56.0	51.0	52.9	53.3	57.7	55.5	#NUM!	#NUM!
Min	31.7	0.0	39.2	34.7	34.7	35.4	33.2	31.7	37.7	39.9	0.0	0.0
Max	72.6	0.0	71.1	65.2	66.7	62.2	57.7	60.7	72.6	65.9	0.0	0.0
Range	40.9	0.0	32.0	30.5	32.0	26.8	24.5	29.0	34.9	26.0	0.0	0.0

Vehicle Speed (+75 FT Vehicles)	Hour											
	Total	20:00-21:00	21:00-22:00	22:00-23:00	23:00-00:00	00:00-01:00	01:00-02:00	02:00-03:00	03:00-04:00	04:00-05:00	05:00-06:00	06:00-07:00
MPH												
< 10	0.0%	#DIV/0!	0.0%	0.0%	0.0%	0.0%	0.0%	0.0%	0.0%	0.0%	#DIV/0!	#DIV/0!
10-14	0.0%	#DIV/0!	0.0%	0.0%	0.0%	0.0%	0.0%	0.0%	0.0%	0.0%	#DIV/0!	#DIV/0!
15-19	0.0%	#DIV/0!	0.0%	0.0%	0.0%	0.0%	0.0%	0.0%	0.0%	0.0%	#DIV/0!	#DIV/0!
20-24	0.0%	#DIV/0!	0.0%	0.0%	0.0%	0.0%	0.0%	0.0%	0.0%	0.0%	#DIV/0!	#DIV/0!
25-29	0.0%	#DIV/0!	0.0%	0.0%	0.0%	0.0%	0.0%	0.0%	0.0%	0.0%	#DIV/0!	#DIV/0!
30-34	1.4%	#DIV/0!	4.3%	3.4%	0.0%	0.0%	0.0%	0.0%	0.0%	0.0%	#DIV/0!	#DIV/0!
35-39	11.3%	#DIV/0!	26.1%	10.3%	11.8%	6.7%	0.0%	7.1%	6.3%	13.3%	#DIV/0!	#DIV/0!
40-44	16.2%	#DIV/0!	13.0%	17.2%	11.8%	26.7%	23.1%	0.0%	25.0%	13.3%	#DIV/0!	#DIV/0!
45-49	25.4%	#DIV/0!	13.0%	27.6%	29.4%	20.0%	23.1%	28.6%	18.8%	46.7%	#DIV/0!	#DIV/0!
50-54	23.9%	#DIV/0!	21.7%	27.6%	29.4%	13.3%	23.1%	35.7%	18.8%	20.0%	#DIV/0!	#DIV/0!
55-59	11.3%	#DIV/0!	8.7%	3.4%	5.9%	26.7%	7.7%	7.1%	31.3%	6.7%	#DIV/0!	#DIV/0!
60-64	7.0%	#DIV/0!	8.7%	6.9%	5.9%	0.0%	15.4%	21.4%	0.0%	0.0%	#DIV/0!	#DIV/0!
65-69	2.1%	#DIV/0!	4.3%	0.0%	5.9%	6.7%	0.0%	0.0%	0.0%	0.0%	#DIV/0!	#DIV/0!
70-74	1.4%	#DIV/0!	0.0%	3.4%	0.0%	0.0%	7.7%	0.0%	0.0%	0.0%	#DIV/0!	#DIV/0!
>=75	0.0%	#DIV/0!	0.0%	0.0%	0.0%	0.0%	0.0%	0.0%	0.0%	0.0%	#DIV/0!	#DIV/0!
Total # of vehicle	142	0	23	29	17	15	13	14	16	15	0	0
Average speed	49.4	#DIV/0!	47.9	48.7	49.4	50.2	52.3	52.4	49.7	46.4	#DIV/0!	#DIV/0!
St. Dev.	7.8	#DIV/0!	9.6	8.1	7.4	7.3	9.2	7.1	6.4	5.5	#DIV/0!	#DIV/0!
85th percentile	56.9	#NUM!	58.9	53.9	55.7	56.2	62.5	61.5	56.1	50.3	#NUM!	#NUM!
Min	33.2	0.0	34.7	33.2	36.2	39.9	40.6	39.9	38.4	36.9	0.0	0.0
Max	71.1	0.0	69.6	71.1	65.2	66.7	70.4	62.9	57.7	57.7	0.0	0.0
Range	37.9	0.0	34.9	37.9	29.0	26.8	29.7	23.0	19.3	20.8	0.0	0.0

Day 7 1<sup>st</sup> WZ

Vehicle Speed (all vehicles)	Hour											
	Total	20:00-21:00	21:00-22:00	22:00-23:00	23:00-00:00	00:00-01:00	01:00-02:00	02:00-03:00	03:00-04:00	04:00-05:00	05:00-06:00	06:00-07:00
MPH												
< 10	0.0%	#DIV/0!	0.0%	0.0%	0.0%	0.0%	0.0%	0.0%	0.0%	0.0%	#DIV/0!	#DIV/0!
10-14	0.2%	#DIV/0!	0.7%	0.3%	0.0%	0.0%	0.0%	0.0%	0.0%	0.0%	#DIV/0!	#DIV/0!
15-19	2.1%	#DIV/0!	5.5%	3.0%	1.0%	0.0%	0.0%	0.0%	0.5%	0.0%	#DIV/0!	#DIV/0!
20-24	4.1%	#DIV/0!	9.9%	4.8%	4.2%	0.6%	1.5%	0.0%	0.0%	0.0%	#DIV/0!	#DIV/0!
25-29	11.2%	#DIV/0!	24.0%	12.2%	14.2%	3.4%	4.6%	2.3%	2.1%	0.7%	#DIV/0!	#DIV/0!
30-34	13.1%	#DIV/0!	20.7%	16.5%	17.7%	7.5%	6.1%	5.3%	4.3%	4.4%	#DIV/0!	#DIV/0!
35-39	22.8%	#DIV/0!	21.6%	30.2%	30.6%	24.7%	25.2%	9.8%	13.9%	8.8%	#DIV/0!	#DIV/0!
40-44	16.6%	#DIV/0!	8.9%	15.7%	17.0%	23.6%	21.4%	21.8%	23.0%	14.0%	#DIV/0!	#DIV/0!
45-49	13.4%	#DIV/0!	4.6%	11.2%	9.0%	15.5%	18.3%	30.8%	20.9%	21.3%	#DIV/0!	#DIV/0!
50-54	9.0%	#DIV/0!	2.9%	5.1%	3.8%	12.6%	13.0%	18.0%	18.2%	19.9%	#DIV/0!	#DIV/0!
55-59	3.0%	#DIV/0!	0.7%	0.8%	0.0%	5.7%	5.3%	6.8%	7.5%	6.6%	#DIV/0!	#DIV/0!
60-64	2.0%	#DIV/0!	0.2%	0.3%	0.7%	1.7%	2.3%	3.8%	3.2%	12.5%	#DIV/0!	#DIV/0!
65-69	0.8%	#DIV/0!	0.2%	0.0%	0.0%	1.7%	0.8%	0.0%	2.7%	3.7%	#DIV/0!	#DIV/0!
70-74	0.9%	#DIV/0!	0.0%	0.0%	0.7%	2.3%	0.8%	0.8%	1.6%	4.4%	#DIV/0!	#DIV/0!
>=75	0.8%	#DIV/0!	0.0%	0.0%	1.0%	0.6%	0.8%	0.8%	2.1%	2.9%	#DIV/0!	#DIV/0!
Total # of vehicles	1859	0	416	394	288	174	131	133	187	136	0	0
Average speed	40.2	#DIV/0!	33.0	37.1	37.5	44.4	44.0	46.8	47.5	51.3	#DIV/0!	#DIV/0!
St. Dev.	10.7	#DIV/0!	8.8	8.3	8.8	9.3	9.1	7.5	9.9	11.1	#DIV/0!	#DIV/0!
85th percentile	50.2	#NUM!	42.3	45.7	44.6	52.7	52.5	53.6	55.9	62.7	#NUM!	#NUM!
Min	15.0	0.0	15.0	15.0	19.5	24.1	22.9	26.3	19.5	22.9	0.0	0.0
Max	86.6	0.0	67.3	61.6	75.2	74.1	82.1	74.1	86.6	80.9	0.0	0.0
Range	71.7	0.0	52.3	46.6	55.7	50.1	59.2	47.8	67.1	58.0	0.0	0.0

Vehicle Speed (0-25 FT Vehicles)	Hour											
	Total	20:00-21:00	21:00-22:00	22:00-23:00	23:00-00:00	00:00-01:00	01:00-02:00	02:00-03:00	03:00-04:00	04:00-05:00	05:00-06:00	06:00-07:00
MPH												
< 10	0.0%	#DIV/0!	0.0%	0.0%	0.0%	0.0%	0.0%	0.0%	0.0%	0.0%	#DIV/0!	#DIV/0!
10-14	0.2%	#DIV/0!	0.3%	0.4%	0.0%	0.0%	0.0%	0.0%	0.0%	0.0%	#DIV/0!	#DIV/0!
15-19	2.1%	#DIV/0!	5.3%	2.1%	1.5%	0.0%	0.0%	0.0%	0.9%	0.0%	#DIV/0!	#DIV/0!
20-24	4.2%	#DIV/0!	9.0%	5.0%	4.0%	1.0%	1.2%	0.0%	0.0%	1.1%	#DIV/0!	#DIV/0!
25-29	11.1%	#DIV/0!	23.2%	10.4%	13.4%	1.9%	2.4%	2.4%	2.8%	1.1%	#DIV/0!	#DIV/0!
30-34	12.6%	#DIV/0!	22.0%	12.1%	14.9%	5.8%	8.4%	6.1%	1.9%	5.4%	#DIV/0!	#DIV/0!
35-39	21.7%	#DIV/0!	22.0%	29.6%	31.3%	20.4%	14.5%	4.9%	11.2%	10.8%	#DIV/0!	#DIV/0!
40-44	15.3%	#DIV/0!	7.7%	18.2%	16.4%	19.4%	20.5%	20.7%	19.6%	10.8%	#DIV/0!	#DIV/0!
45-49	14.7%	#DIV/0!	5.6%	14.6%	11.4%	17.5%	20.5%	30.5%	21.5%	23.7%	#DIV/0!	#DIV/0!
50-54	10.1%	#DIV/0!	3.7%	6.1%	5.0%	17.5%	18.1%	20.7%	22.4%	16.1%	#DIV/0!	#DIV/0!
55-59	3.3%	#DIV/0!	0.6%	1.1%	0.0%	6.8%	7.2%	9.8%	9.3%	6.5%	#DIV/0!	#DIV/0!
60-64	2.4%	#DIV/0!	0.3%	0.4%	1.0%	2.9%	3.6%	4.9%	3.7%	12.9%	#DIV/0!	#DIV/0!
65-69	0.9%	#DIV/0!	0.3%	0.0%	0.0%	2.9%	1.2%	0.0%	2.8%	3.2%	#DIV/0!	#DIV/0!
70-74	0.9%	#DIV/0!	0.0%	0.0%	0.0%	2.9%	1.2%	0.0%	1.9%	5.4%	#DIV/0!	#DIV/0!
>=75	0.7%	#DIV/0!	0.0%	0.0%	1.0%	1.0%	1.2%	0.0%	1.9%	3.2%	#DIV/0!	#DIV/0!
Total # of vehicles	1272	0	323	280	201	103	83	82	107	93	0	0
Average speed	40.6	#DIV/0!	33.5	38.3	38.0	46.4	46.1	47.6	48.7	51.1	#DIV/0!	#DIV/0!
St. Dev.	11.0	#DIV/0!	8.9	8.4	8.9	9.7	9.7	7.4	10.1	11.9	#DIV/0!	#DIV/0!
85th percentile	51.4	#NUM!	42.3	46.8	45.7	55.7	54.4	54.8	57.0	62.7	#NUM!	#NUM!
Min	15.0	0.0	15.0	15.0	19.5	24.1	22.9	26.3	19.5	22.9	0.0	0.0
Max	86.6	0.0	67.3	61.6	75.2	74.1	82.1	62.7	86.6	80.9	0.0	0.0
Range	71.7	0.0	52.3	46.6	55.7	50.1	59.2	36.4	67.1	58.0	0.0	0.0

Vehicle Speed (25-50 FT Vehicles)	Hour											
	Total	20:00-21:00	21:00-22:00	22:00-23:00	23:00-00:00	00:00-01:00	01:00-02:00	02:00-03:00	03:00-04:00	04:00-05:00	05:00-06:00	06:00-07:00
MPH												
< 10	0.0%	#DIV/0!	0.0%	0.0%	0.0%	0.0%	0.0%	0.0%	0.0%	0.0%	#DIV/0!	#DIV/0!
10-14	0.6%	#DIV/0!	4.1%	0.0%	0.0%	0.0%	0.0%	0.0%	0.0%	0.0%	#DIV/0!	#DIV/0!
15-19	1.9%	#DIV/0!	6.1%	6.7%	0.0%	0.0%	0.0%	0.0%	0.0%	0.0%	#DIV/0!	#DIV/0!
20-24	4.2%	#DIV/0!	16.3%	4.4%	4.9%	0.0%	3.8%	0.0%	0.0%	0.0%	#DIV/0!	#DIV/0!
25-29	7.7%	#DIV/0!	14.3%	13.3%	14.6%	4.3%	7.7%	0.0%	2.1%	0.0%	#DIV/0!	#DIV/0!
30-34	11.9%	#DIV/0!	14.3%	26.7%	24.4%	8.5%	3.8%	3.2%	2.1%	4.2%	#DIV/0!	#DIV/0!
35-39	20.6%	#DIV/0!	18.4%	31.1%	24.4%	25.5%	38.5%	19.4%	6.4%	0.0%	#DIV/0!	#DIV/0!
40-44	26.5%	#DIV/0!	22.4%	8.9%	24.4%	38.3%	30.8%	25.8%	36.2%	25.0%	#DIV/0!	#DIV/0!
45-49	11.9%	#DIV/0!	2.0%	2.2%	4.9%	10.6%	11.5%	35.5%	17.0%	25.0%	#DIV/0!	#DIV/0!
50-54	6.8%	#DIV/0!	0.0%	6.7%	0.0%	4.3%	0.0%	12.9%	14.9%	20.8%	#DIV/0!	#DIV/0!
55-59	3.2%	#DIV/0!	2.0%	0.0%	0.0%	6.4%	3.8%	3.2%	6.4%	4.2%	#DIV/0!	#DIV/0!
60-64	1.6%	#DIV/0!	0.0%	0.0%	0.0%	0.0%	0.0%	0.0%	4.3%	12.5%	#DIV/0!	#DIV/0!
65-69	1.0%	#DIV/0!	0.0%	0.0%	0.0%	0.0%	0.0%	0.0%	4.3%	4.2%	#DIV/0!	#DIV/0!
70-74	1.0%	#DIV/0!	0.0%	0.0%	2.4%	2.1%	0.0%	0.0%	2.1%	0.0%	#DIV/0!	#DIV/0!
>=75	1.0%	#DIV/0!	0.0%	0.0%	0.0%	0.0%	0.0%	0.0%	4.3%	4.2%	#DIV/0!	#DIV/0!
Total # of vehicle	310	0	49	45	41	47	26	31	47	24	0	0
Average speed	40.5	#DIV/0!	32.5	34.6	36.6	42.3	39.9	44.8	48.4	51.0	#DIV/0!	#DIV/0!
St. Dev.	10.5	#DIV/0!	9.9	8.1	8.5	7.9	7.0	5.3	10.2	9.5	#DIV/0!	#DIV/0!
85th percentile	49.1	#NUM!	42.3	41.1	42.3	48.1	44.8	49.1	57.0	62.2	#NUM!	#NUM!
Min	15.0	0.0	15.0	17.2	20.6	26.3	22.9	33.2	27.5	32.0	0.0	0.0
Max	78.7	0.0	58.2	53.6	70.7	70.7	58.2	58.2	78.7	76.4	0.0	0.0
Range	63.7	0.0	43.2	36.4	50.1	44.4	35.3	25.0	51.2	44.4	0.0	0.0

Vehicle Speed (50-75 FT Vehicles)	Hour											
	Total	20:00-21:00	21:00-22:00	22:00-23:00	23:00-00:00	00:00-01:00	01:00-02:00	02:00-03:00	03:00-04:00	04:00-05:00	05:00-06:00	06:00-07:00
MPH												
< 10	0.0%	#DIV/0!	0.0%	0.0%	0.0%	0.0%	0.0%	0.0%	0.0%	0.0%	#DIV/0!	#DIV/0!
10-14	0.0%	#DIV/0!	0.0%	0.0%	0.0%	0.0%	0.0%	0.0%	0.0%	0.0%	#DIV/0!	#DIV/0!
15-19	2.8%	#DIV/0!	8.1%	5.8%	0.0%	0.0%	0.0%	0.0%	0.0%	0.0%	#DIV/0!	#DIV/0!
20-24	3.7%	#DIV/0!	10.8%	3.8%	5.0%	0.0%	0.0%	0.0%	0.0%	0.0%	#DIV/0!	#DIV/0!
25-29	18.4%	#DIV/0!	48.6%	23.1%	15.0%	9.5%	5.6%	7.1%	0.0%	0.0%	#DIV/0!	#DIV/0!
30-34	20.3%	#DIV/0!	21.6%	30.8%	27.5%	14.3%	0.0%	7.1%	20.8%	0.0%	#DIV/0!	#DIV/0!
35-39	28.1%	#DIV/0!	10.8%	26.9%	35.0%	38.1%	55.6%	14.3%	29.2%	18.2%	#DIV/0!	#DIV/0!
40-44	9.7%	#DIV/0!	0.0%	5.8%	15.0%	14.3%	11.1%	14.3%	12.5%	18.2%	#DIV/0!	#DIV/0!
45-49	9.7%	#DIV/0!	0.0%	3.8%	2.5%	19.0%	16.7%	35.7%	25.0%	0.0%	#DIV/0!	#DIV/0!
50-54	5.1%	#DIV/0!	0.0%	0.0%	0.0%	4.8%	11.1%	14.3%	12.5%	27.3%	#DIV/0!	#DIV/0!
55-59	0.5%	#DIV/0!	0.0%	0.0%	0.0%	0.0%	0.0%	0.0%	0.0%	9.1%	#DIV/0!	#DIV/0!
60-64	0.9%	#DIV/0!	0.0%	0.0%	0.0%	0.0%	0.0%	7.1%	0.0%	9.1%	#DIV/0!	#DIV/0!
65-69	0.5%	#DIV/0!	0.0%	0.0%	0.0%	0.0%	0.0%	0.0%	0.0%	9.1%	#DIV/0!	#DIV/0!
70-74	0.5%	#DIV/0!	0.0%	0.0%	0.0%	0.0%	0.0%	0.0%	0.0%	9.1%	#DIV/0!	#DIV/0!
>=75	0.0%	#DIV/0!	0.0%	0.0%	0.0%	0.0%	0.0%	0.0%	0.0%	0.0%	#DIV/0!	#DIV/0!
Total # of vehicle	217	0	37	52	40	21	18	14	24	11	0	0
Average speed	36.4	#DIV/0!	27.9	32.7	34.9	39.1	41.1	45.0	41.8	52.5	#DIV/0!	#DIV/0!
St. Dev.	9.1	#DIV/0!	5.4	6.6	5.6	6.9	6.1	8.7	6.8	11.3	#DIV/0!	#DIV/0!
85th percentile	46.4	#NUM!	33.2	39.2	41.1	46.8	46.8	50.4	49.1	64.4	#NUM!	#NUM!
Min	16.1	0.0	16.1	16.1	21.8	25.2	26.3	26.3	32.0	37.7	0.0	0.0
Max	71.8	0.0	38.8	47.9	46.8	52.5	52.5	61.6	54.8	71.8	0.0	0.0
Range	55.7	0.0	22.8	31.9	25.0	27.3	26.2	35.3	22.8	34.1	0.0	0.0

Vehicle Speed (+75 FT Vehicles)	Hour											
	Total	20:00-21:00	21:00-22:00	22:00-23:00	23:00-00:00	00:00-01:00	01:00-02:00	02:00-03:00	03:00-04:00	04:00-05:00	05:00-06:00	06:00-07:00
MPH												
< 10	0.0%	#DIV/0!	0.0%	0.0%	0.0%	0.0%	0.0%	0.0%	0.0%	0.0%	#DIV/0!	#DIV/0!
10-14	0.0%	#DIV/0!	0.0%	0.0%	0.0%	0.0%	0.0%	0.0%	0.0%	0.0%	#DIV/0!	#DIV/0!
15-19	0.0%	#DIV/0!	0.0%	0.0%	0.0%	0.0%	0.0%	0.0%	0.0%	0.0%	#DIV/0!	#DIV/0!
20-24	1.7%	#DIV/0!	0.0%	5.9%	0.0%	0.0%	0.0%	0.0%	0.0%	0.0%	#DIV/0!	#DIV/0!
25-29	6.7%	#DIV/0!	0.0%	5.9%	33.3%	0.0%	25.0%	0.0%	0.0%	0.0%	#DIV/0!	#DIV/0!
30-34	5.0%	#DIV/0!	0.0%	17.6%	0.0%	0.0%	0.0%	0.0%	0.0%	0.0%	#DIV/0!	#DIV/0!
35-39	38.3%	#DIV/0!	85.7%	47.1%	16.7%	66.7%	25.0%	16.7%	44.4%	0.0%	#DIV/0!	#DIV/0!
40-44	18.3%	#DIV/0!	14.3%	23.5%	0.0%	0.0%	25.0%	33.3%	22.2%	12.5%	#DIV/0!	#DIV/0!
45-49	6.7%	#DIV/0!	0.0%	0.0%	0.0%	0.0%	25.0%	0.0%	22.2%	12.5%	#DIV/0!	#DIV/0!
50-54	11.7%	#DIV/0!	0.0%	0.0%	16.7%	33.3%	0.0%	16.7%	0.0%	50.0%	#DIV/0!	#DIV/0!
55-59	3.3%	#DIV/0!	0.0%	0.0%	0.0%	0.0%	0.0%	0.0%	11.1%	12.5%	#DIV/0!	#DIV/0!
60-64	1.7%	#DIV/0!	0.0%	0.0%	0.0%	0.0%	0.0%	0.0%	0.0%	12.5%	#DIV/0!	#DIV/0!
65-69	0.0%	#DIV/0!	0.0%	0.0%	0.0%	0.0%	0.0%	0.0%	0.0%	0.0%	#DIV/0!	#DIV/0!
70-74	3.3%	#DIV/0!	0.0%	0.0%	16.7%	0.0%	0.0%	16.7%	0.0%	0.0%	#DIV/0!	#DIV/0!
>=75	3.3%	#DIV/0!	0.0%	0.0%	16.7%	0.0%	0.0%	16.7%	0.0%	0.0%	#DIV/0!	#DIV/0!
Total # of vehicle	60	0	7	17	6	3	4	6	9	8	0	0
Average speed	42.4	#DIV/0!	37.9	36.8	43.8	43.0	39.4	50.4	43.3	52.5	#DIV/0!	#DIV/0!
St. Dev.	10.1	#DIV/0!	2.6	5.7	20.3	9.2	6.9	13.9	7.0	6.0	#DIV/0!	#DIV/0!
85th percentile	53.6	#NUM!	40.2	41.8	62.5	48.9	44.1	60.5	49.1	56.9	#NUM!	#NUM!
Min	20.6	0.0	35.4	20.6	26.3	37.7	29.7	40.0	35.4	42.3	0.0	0.0
Max	74.1	0.0	42.3	44.5	74.1	53.6	45.7	74.1	55.9	60.5	0.0	0.0
Range	53.5	0.0	6.8	23.9	47.8	15.9	15.9	34.1	20.5	18.2	0.0	0.0

Day 7 2<sup>nd</sup> WZ

		Hour										
Vehicle Speed (all vehicles)	Total	20:00-21:00	21:00-22:00	22:00-23:00	23:00-00:00	00:00-01:00	01:00-02:00	02:00-03:00	03:00-04:00	04:00-05:00	05:00-06:00	06:00-07:00
		MPH										
< 10	0.1%	#DIV/0!	0.0%	0.0%	0.5%	0.0%	0.0%	0.8%	0.0%	0.0%	#DIV/0!	#DIV/0!
10-14	0.5%	#DIV/0!	0.0%	0.6%	0.5%	0.7%	0.8%	0.0%	1.1%	0.7%	#DIV/0!	#DIV/0!
15-19	1.6%	#DIV/0!	0.3%	0.3%	3.6%	2.2%	5.9%	1.6%	1.6%	0.0%	#DIV/0!	#DIV/0!
20-24	3.3%	#DIV/0!	1.5%	2.9%	7.7%	6.6%	6.8%	2.5%	0.0%	0.7%	#DIV/0!	#DIV/0!
25-29	7.2%	#DIV/0!	5.8%	4.9%	12.2%	11.0%	16.1%	4.1%	3.2%	5.7%	#DIV/0!	#DIV/0!
30-34	10.4%	#DIV/0!	8.8%	7.2%	21.3%	16.9%	15.3%	9.0%	3.7%	5.0%	#DIV/0!	#DIV/0!
35-39	18.7%	#DIV/0!	20.1%	17.2%	25.3%	27.2%	21.2%	17.2%	15.5%	4.3%	#DIV/0!	#DIV/0!
40-44	21.5%	#DIV/0!	17.3%	29.9%	15.4%	21.3%	9.3%	27.0%	26.2%	19.9%	#DIV/0!	#DIV/0!
45-49	17.0%	#DIV/0!	18.8%	18.1%	7.2%	8.1%	11.0%	15.6%	31.0%	21.3%	#DIV/0!	#DIV/0!
50-54	8.8%	#DIV/0!	14.0%	7.5%	3.2%	2.2%	7.6%	13.1%	9.6%	11.3%	#DIV/0!	#DIV/0!
55-59	6.2%	#DIV/0!	8.2%	7.2%	1.8%	2.2%	5.1%	6.6%	6.4%	9.9%	#DIV/0!	#DIV/0!
60-64	2.1%	#DIV/0!	3.0%	1.7%	0.5%	1.5%	0.8%	0.8%	1.1%	7.8%	#DIV/0!	#DIV/0!
65-69	1.4%	#DIV/0!	2.1%	1.4%	0.9%	0.0%	0.0%	0.0%	0.5%	5.0%	#DIV/0!	#DIV/0!
70-74	0.6%	#DIV/0!	0.0%	0.9%	0.0%	0.0%	0.0%	1.6%	0.0%	2.8%	#DIV/0!	#DIV/0!
>=75	0.6%	#DIV/0!	0.0%	0.3%	0.0%	0.0%	0.0%	0.0%	0.0%	5.7%	#DIV/0!	#DIV/0!
Total # of vehicles	1602	0	329	348	221	136	118	122	187	141	0	0
Average speed	42.0	#DIV/0!	44.1	43.3	35.6	37.0	36.9	42.7	43.9	50.1	#DIV/0!	#DIV/0!
St. Dev.	10.8	#DIV/0!	9.6	9.7	9.5	8.8	11.0	9.9	8.5	13.2	#DIV/0!	#DIV/0!
85th percentile	52.0	#NUM!	54.1	53.1	43.6	44.7	49.9	52.0	51.0	64.7	#NUM!	#NUM!
Min	6.7	0.0	18.3	12.0	9.9	13.1	11.0	6.7	12.0	13.1	0.0	0.0
Max	82.6	0.0	69.9	79.4	69.9	63.6	63.6	72.0	65.7	82.6	0.0	0.0
Range	75.8	0.0	51.6	67.4	60.0	50.6	52.7	65.3	53.7	69.5	0.0	0.0

		Hour										
Vehicle Speed (0-25 FT Vehicles)	Total	20:00-21:00	21:00-22:00	22:00-23:00	23:00-00:00	00:00-01:00	01:00-02:00	02:00-03:00	03:00-04:00	04:00-05:00	05:00-06:00	06:00-07:00
		MPH										
< 10	0.2%	#DIV/0!	0.0%	0.0%	0.6%	0.0%	0.0%	1.3%	0.0%	0.0%	#DIV/0!	#DIV/0!
10-14	0.4%	#DIV/0!	0.0%	0.4%	0.0%	0.0%	1.2%	0.0%	1.7%	1.0%	#DIV/0!	#DIV/0!
15-19	1.5%	#DIV/0!	0.0%	0.4%	3.1%	3.3%	4.7%	1.3%	2.6%	0.0%	#DIV/0!	#DIV/0!
20-24	3.0%	#DIV/0!	1.2%	2.7%	8.1%	4.4%	7.0%	0.0%	0.0%	1.0%	#DIV/0!	#DIV/0!
25-29	7.3%	#DIV/0!	6.6%	5.4%	12.5%	11.1%	16.3%	1.3%	3.4%	4.0%	#DIV/0!	#DIV/0!
30-34	10.2%	#DIV/0!	8.5%	6.6%	21.3%	18.9%	12.8%	7.8%	4.3%	5.0%	#DIV/0!	#DIV/0!
35-39	17.5%	#DIV/0!	17.8%	15.1%	25.0%	28.9%	20.9%	15.6%	12.8%	5.0%	#DIV/0!	#DIV/0!
40-44	19.8%	#DIV/0!	15.1%	27.4%	15.0%	18.9%	11.6%	24.7%	21.4%	22.0%	#DIV/0!	#DIV/0!
45-49	17.9%	#DIV/0!	19.7%	20.8%	8.8%	6.7%	11.6%	19.5%	29.9%	20.0%	#DIV/0!	#DIV/0!
50-54	10.4%	#DIV/0!	15.8%	8.9%	3.8%	3.3%	5.8%	16.9%	14.5%	11.0%	#DIV/0!	#DIV/0!
55-59	6.9%	#DIV/0!	10.0%	7.7%	0.6%	2.2%	7.0%	9.1%	7.7%	8.0%	#DIV/0!	#DIV/0!
60-64	2.4%	#DIV/0!	3.1%	1.9%	0.6%	2.2%	1.2%	1.3%	0.9%	9.0%	#DIV/0!	#DIV/0!
65-69	1.6%	#DIV/0!	2.3%	1.9%	0.6%	0.0%	0.0%	0.0%	0.9%	5.0%	#DIV/0!	#DIV/0!
70-74	0.6%	#DIV/0!	0.0%	0.8%	0.0%	0.0%	0.0%	1.3%	0.0%	4.0%	#DIV/0!	#DIV/0!
>=75	0.4%	#DIV/0!	0.0%	0.0%	0.0%	0.0%	0.0%	0.0%	0.0%	5.0%	#DIV/0!	#DIV/0!
Total # of vehicles	1148	0	259	259	160	90	86	77	117	100	0	0
Average speed	42.6	#DIV/0!	44.8	43.9	35.5	37.3	37.6	44.6	44.2	50.1	#DIV/0!	#DIV/0!
St. Dev.	10.9	#DIV/0!	9.7	9.7	9.3	8.9	11.3	9.5	9.6	13.2	#DIV/0!	#DIV/0!
85th percentile	53.1	#NUM!	55.2	53.1	43.8	44.7	49.9	53.1	52.7	64.7	#NUM!	#NUM!
Min	6.7	0.0	21.5	14.1	9.9	15.2	11.0	6.7	12.0	13.1	0.0	0.0
Max	78.4	0.0	69.9	73.1	69.9	63.6	63.6	72.0	65.7	78.4	0.0	0.0
Range	71.6	0.0	48.5	59.0	60.0	48.5	52.7	65.3	53.7	65.3	0.0	0.0

Vehicle Speed (25-50 FT Vehicles)	Hour											
	Total	20:00-21:00	21:00-22:00	22:00-23:00	23:00-00:00	00:00-01:00	01:00-02:00	02:00-03:00	03:00-04:00	04:00-05:00	05:00-06:00	06:00-07:00
MPH												
< 10	0.0%	#DIV/0!	0.0%	0.0%	0.0%	0.0%	0.0%	0.0%	0.0%	0.0%	#DIV/0!	#DIV/0!
10-14	1.0%	#DIV/0!	0.0%	1.8%	2.7%	4.3%	0.0%	0.0%	0.0%	0.0%	#DIV/0!	#DIV/0!
15-19	2.4%	#DIV/0!	1.9%	0.0%	8.1%	0.0%	9.1%	3.2%	0.0%	0.0%	#DIV/0!	#DIV/0!
20-24	4.5%	#DIV/0!	3.8%	5.3%	0.0%	17.4%	9.1%	6.5%	0.0%	0.0%	#DIV/0!	#DIV/0!
25-29	6.3%	#DIV/0!	1.9%	3.5%	5.4%	4.3%	18.2%	9.7%	4.7%	13.0%	#DIV/0!	#DIV/0!
30-34	11.5%	#DIV/0!	11.5%	8.8%	21.6%	13.0%	18.2%	12.9%	4.7%	4.3%	#DIV/0!	#DIV/0!
35-39	21.2%	#DIV/0!	28.8%	21.1%	24.3%	13.0%	18.2%	25.8%	20.9%	4.3%	#DIV/0!	#DIV/0!
40-44	25.3%	#DIV/0!	26.9%	35.1%	27.0%	30.4%	4.5%	22.6%	30.2%	4.3%	#DIV/0!	#DIV/0!
45-49	15.6%	#DIV/0!	17.3%	12.3%	2.7%	13.0%	9.1%	9.7%	34.9%	21.7%	#DIV/0!	#DIV/0!
50-54	4.9%	#DIV/0!	3.8%	5.3%	2.7%	0.0%	13.6%	6.5%	2.3%	8.7%	#DIV/0!	#DIV/0!
55-59	3.1%	#DIV/0!	0.0%	3.5%	2.7%	4.3%	0.0%	0.0%	0.0%	21.7%	#DIV/0!	#DIV/0!
60-64	1.4%	#DIV/0!	1.9%	1.8%	0.0%	0.0%	0.0%	0.0%	2.3%	4.3%	#DIV/0!	#DIV/0!
65-69	1.0%	#DIV/0!	1.9%	0.0%	2.7%	0.0%	0.0%	0.0%	0.0%	4.3%	#DIV/0!	#DIV/0!
70-74	0.3%	#DIV/0!	0.0%	0.0%	0.0%	0.0%	0.0%	3.2%	0.0%	0.0%	#DIV/0!	#DIV/0!
>=75	1.4%	#DIV/0!	0.0%	1.8%	0.0%	0.0%	0.0%	0.0%	0.0%	13.0%	#DIV/0!	#DIV/0!
Total # of vehicle	288	0	52	57	37	23	22	31	43	23	0	0
Average speed	40.5	#DIV/0!	40.8	41.2	37.0	36.6	34.8	38.7	42.6	52.0	#DIV/0!	#DIV/0!
St. Dev.	10.9	#DIV/0!	8.7	10.4	10.3	10.7	10.8	10.3	6.6	15.4	#DIV/0!	#DIV/0!
85th percentile	49.9	#NUM!	46.8	49.9	44.2	45.4	49.4	46.2	47.8	65.4	#NUM!	#NUM!
Min	12.0	0.0	18.3	12.0	14.1	13.1	15.2	19.4	25.7	25.7	0.0	0.0
Max	82.6	0.0	67.8	79.4	66.8	58.3	53.1	71.0	62.6	82.6	0.0	0.0
Range	70.6	0.0	49.5	67.4	52.7	45.3	37.9	51.6	36.9	56.9	0.0	0.0

Vehicle Speed (50-75 FT Vehicles)	Hour											
	Total	20:00-21:00	21:00-22:00	22:00-23:00	23:00-00:00	00:00-01:00	01:00-02:00	02:00-03:00	03:00-04:00	04:00-05:00	05:00-06:00	06:00-07:00
MPH												
< 10	0.0%	#DIV/0!	0.0%	0.0%	0.0%	0.0%	0.0%	0.0%	0.0%	0.0%	#DIV/0!	#DIV/0!
10-14	0.0%	#DIV/0!	0.0%	0.0%	0.0%	0.0%	0.0%	0.0%	0.0%	0.0%	#DIV/0!	#DIV/0!
15-19	1.0%	#DIV/0!	0.0%	0.0%	0.0%	0.0%	20.0%	0.0%	0.0%	0.0%	#DIV/0!	#DIV/0!
20-24	4.8%	#DIV/0!	0.0%	0.0%	16.7%	6.7%	0.0%	12.5%	0.0%	0.0%	#DIV/0!	#DIV/0!
25-29	13.3%	#DIV/0!	9.1%	5.0%	27.8%	26.7%	20.0%	12.5%	0.0%	9.1%	#DIV/0!	#DIV/0!
30-34	11.4%	#DIV/0!	9.1%	10.0%	22.2%	13.3%	20.0%	12.5%	0.0%	9.1%	#DIV/0!	#DIV/0!
35-39	22.9%	#DIV/0!	45.5%	35.0%	16.7%	26.7%	20.0%	0.0%	23.5%	0.0%	#DIV/0!	#DIV/0!
40-44	26.7%	#DIV/0!	9.1%	35.0%	0.0%	20.0%	0.0%	62.5%	47.1%	36.4%	#DIV/0!	#DIV/0!
45-49	10.5%	#DIV/0!	9.1%	5.0%	5.6%	6.7%	0.0%	0.0%	23.5%	27.3%	#DIV/0!	#DIV/0!
50-54	4.8%	#DIV/0!	18.2%	0.0%	0.0%	0.0%	20.0%	0.0%	0.0%	18.2%	#DIV/0!	#DIV/0!
55-59	3.8%	#DIV/0!	0.0%	5.0%	11.1%	0.0%	0.0%	0.0%	5.9%	0.0%	#DIV/0!	#DIV/0!
60-64	0.0%	#DIV/0!	0.0%	0.0%	0.0%	0.0%	0.0%	0.0%	0.0%	0.0%	#DIV/0!	#DIV/0!
65-69	0.0%	#DIV/0!	0.0%	0.0%	0.0%	0.0%	0.0%	0.0%	0.0%	0.0%	#DIV/0!	#DIV/0!
70-74	1.0%	#DIV/0!	0.0%	5.0%	0.0%	0.0%	0.0%	0.0%	0.0%	0.0%	#DIV/0!	#DIV/0!
>=75	0.0%	#DIV/0!	0.0%	0.0%	0.0%	0.0%	0.0%	0.0%	0.0%	0.0%	#DIV/0!	#DIV/0!
Total # of vehicle	105	0	11	20	18	15	5	8	17	11	0	0
Average speed	39.0	#DIV/0!	39.8	41.8	34.1	35.1	33.3	37.3	43.2	43.5	#DIV/0!	#DIV/0!
St. Dev.	8.9	#DIV/0!	7.9	8.9	10.8	6.9	12.1	7.8	4.7	8.2	#DIV/0!	#DIV/0!
85th percentile	46.8	#NUM!	49.9	44.8	41.7	42.4	42.8	43.6	46.8	50.4	#NUM!	#NUM!
Min	18.3	0.0	26.7	28.9	21.5	23.6	18.3	24.6	36.2	27.8	0.0	0.0
Max	71.0	0.0	51.0	71.0	59.4	45.7	51.0	43.6	56.2	54.1	0.0	0.0
Range	52.7	0.0	24.2	42.1	37.9	22.1	32.7	19.0	20.0	26.3	0.0	0.0



Vehicle Speed (+75 FT Vehicles)	Hour											
	Total	20:00-21:00	21:00-22:00	22:00-23:00	23:00-00:00	00:00-01:00	01:00-02:00	02:00-03:00	03:00-04:00	04:00-05:00	05:00-06:00	06:00-07:00
MPH												
< 10	0.0%	#DIV/0!	0.0%	0.0%	0.0%	0.0%	0.0%	0.0%	0.0%	0.0%	#DIV/0!	#DIV/0!
10-14	0.0%	#DIV/0!	0.0%	0.0%	0.0%	0.0%	0.0%	0.0%	0.0%	0.0%	#DIV/0!	#DIV/0!
15-19	0.0%	#DIV/0!	0.0%	0.0%	0.0%	0.0%	0.0%	0.0%	0.0%	0.0%	#DIV/0!	#DIV/0!
20-24	1.6%	#DIV/0!	0.0%	0.0%	16.7%	0.0%	0.0%	0.0%	0.0%	0.0%	#DIV/0!	#DIV/0!
25-29	0.0%	#DIV/0!	0.0%	0.0%	0.0%	0.0%	0.0%	0.0%	0.0%	0.0%	#DIV/0!	#DIV/0!
30-34	8.2%	#DIV/0!	0.0%	8.3%	16.7%	12.5%	40.0%	0.0%	0.0%	0.0%	#DIV/0!	#DIV/0!
35-39	23.0%	#DIV/0!	0.0%	16.7%	66.7%	50.0%	40.0%	16.7%	10.0%	0.0%	#DIV/0!	#DIV/0!
40-44	27.9%	#DIV/0!	42.9%	50.0%	0.0%	25.0%	0.0%	33.3%	30.0%	14.3%	#DIV/0!	#DIV/0!
45-49	18.0%	#DIV/0!	14.3%	8.3%	0.0%	12.5%	20.0%	16.7%	40.0%	28.6%	#DIV/0!	#DIV/0!
50-54	4.9%	#DIV/0!	14.3%	0.0%	0.0%	0.0%	0.0%	16.7%	0.0%	14.3%	#DIV/0!	#DIV/0!
55-59	11.5%	#DIV/0!	14.3%	16.7%	0.0%	0.0%	0.0%	16.7%	20.0%	14.3%	#DIV/0!	#DIV/0!
60-64	3.3%	#DIV/0!	14.3%	0.0%	0.0%	0.0%	0.0%	0.0%	0.0%	14.3%	#DIV/0!	#DIV/0!
65-69	1.6%	#DIV/0!	0.0%	0.0%	0.0%	0.0%	0.0%	0.0%	0.0%	14.3%	#DIV/0!	#DIV/0!
70-74	0.0%	#DIV/0!	0.0%	0.0%	0.0%	0.0%	0.0%	0.0%	0.0%	0.0%	#DIV/0!	#DIV/0!
>=75	0.0%	#DIV/0!	0.0%	0.0%	0.0%	0.0%	0.0%	0.0%	0.0%	0.0%	#DIV/0!	#DIV/0!
Total # of vehicle	61	0	7	12	6	8	5	6	10	7	0	0
Average speed	44.3	#DIV/0!	48.9	43.7	34.3	38.9	38.3	45.9	46.9	54.9	#DIV/0!	#DIV/0!
St. Dev.	8.9	#DIV/0!	8.3	7.0	6.2	4.7	5.7	8.3	7.0	9.2	#DIV/0!	#DIV/0!
85th percentile	55.2	#NUM!	56.0	49.0	38.6	41.4	42.8	53.6	54.0	62.4	#NUM!	#NUM!
Min	22.5	0.0	41.5	33.1	22.5	32.0	34.1	35.2	35.2	44.7	0.0	0.0
Max	69.9	0.0	63.6	58.3	39.4	47.8	47.8	58.3	57.3	69.9	0.0	0.0
Range	47.4	0.0	22.1	25.3	16.9	15.8	13.7	23.2	22.1	25.3	0.0	0.0

Day 7 3<sup>rd</sup> WZ

Vehicle Speed (all vehicles)	Hour											
	Total	20:00-21:00	21:00-22:00	22:00-23:00	23:00-00:00	00:00-01:00	01:00-02:00	02:00-03:00	03:00-04:00	04:00-05:00	05:00-06:00	06:00-07:00
MPH												
< 10	0.1%	#DIV/0!	0.0%	0.0%	0.0%	0.0%	0.8%	0.0%	0.0%	0.0%	#DIV/0!	#DIV/0!
10-14	0.5%	#DIV/0!	0.0%	0.0%	0.0%	0.0%	3.1%	0.9%	2.3%	0.4%	#DIV/0!	#DIV/0!
15-19	1.7%	#DIV/0!	0.2%	0.0%	1.1%	0.6%	3.9%	0.9%	11.0%	0.8%	#DIV/0!	#DIV/0!
20-24	2.3%	#DIV/0!	0.7%	0.3%	2.6%	1.2%	6.2%	7.7%	4.7%	2.5%	#DIV/0!	#DIV/0!
25-29	8.8%	#DIV/0!	3.5%	1.0%	9.0%	17.9%	17.1%	13.7%	14.5%	12.2%	#DIV/0!	#DIV/0!
30-34	11.6%	#DIV/0!	8.0%	7.6%	10.8%	16.8%	18.6%	16.2%	12.8%	14.8%	#DIV/0!	#DIV/0!
35-39	21.9%	#DIV/0!	21.4%	16.4%	24.6%	22.0%	17.1%	27.4%	25.0%	26.2%	#DIV/0!	#DIV/0!
40-44	25.1%	#DIV/0!	27.2%	30.3%	24.6%	19.1%	22.5%	18.8%	16.9%	28.7%	#DIV/0!	#DIV/0!
45-49	14.6%	#DIV/0!	18.5%	21.9%	11.9%	14.5%	6.2%	12.8%	8.7%	8.9%	#DIV/0!	#DIV/0!
50-54	6.5%	#DIV/0!	11.0%	9.1%	7.8%	4.0%	3.1%	0.0%	1.7%	3.8%	#DIV/0!	#DIV/0!
55-59	4.6%	#DIV/0!	6.5%	8.9%	4.5%	2.3%	1.6%	1.7%	1.7%	1.7%	#DIV/0!	#DIV/0!
60-64	1.3%	#DIV/0!	1.5%	3.4%	1.5%	0.6%	0.0%	0.0%	0.6%	0.0%	#DIV/0!	#DIV/0!
65-69	0.8%	#DIV/0!	1.2%	1.0%	1.5%	1.2%	0.0%	0.0%	0.0%	0.0%	#DIV/0!	#DIV/0!
70-74	0.1%	#DIV/0!	0.2%	0.0%	0.0%	0.0%	0.0%	0.0%	0.0%	0.0%	#DIV/0!	#DIV/0!
>=75	0.0%	#DIV/0!	0.0%	0.0%	0.0%	0.0%	0.0%	0.0%	0.0%	0.0%	#DIV/0!	#DIV/0!
Total # of vehicles	1881	0	401	384	268	173	129	117	172	237	0	0
Average speed	40.4	#DIV/0!	43.7	45.0	40.6	38.3	34.7	36.4	34.2	38.0	#DIV/0!	#DIV/0!
St. Dev.	9.3	#DIV/0!	8.3	7.8	9.1	8.7	9.5	8.1	10.1	7.5	#DIV/0!	#DIV/0!
85th percentile	48.5	#NUM!	51.1	53.8	50.2	46.7	44.0	44.9	44.0	44.9	#NUM!	#NUM!
Min	8.4	0.0	19.1	24.4	18.2	19.9	8.4	14.6	11.9	14.6	0.0	0.0
Max	72.5	0.0	72.5	69.9	69.0	69.9	56.5	58.3	62.7	57.4	0.0	0.0
Range	64.2	0.0	53.5	45.5	50.8	49.9	48.1	43.7	50.8	42.8	0.0	0.0

Vehicle Speed (0-25 FT Vehicles)	Hour											
	Total	20:00-21:00	21:00-22:00	22:00-23:00	23:00-00:00	00:00-01:00	01:00-02:00	02:00-03:00	03:00-04:00	04:00-05:00	05:00-06:00	06:00-07:00
MPH												
< 10	0.1%	#DIV/0!	0.0%	0.0%	0.0%	0.0%	1.1%	0.0%	0.0%	0.0%	#DIV/0!	#DIV/0!
10-14	0.3%	#DIV/0!	0.0%	0.0%	0.0%	0.0%	2.2%	1.5%	0.9%	0.0%	#DIV/0!	#DIV/0!
15-19	1.7%	#DIV/0!	0.4%	0.0%	1.2%	1.0%	2.2%	1.5%	10.9%	1.2%	#DIV/0!	#DIV/0!
20-24	2.8%	#DIV/0!	1.1%	0.4%	2.9%	1.0%	8.9%	9.1%	5.5%	2.9%	#DIV/0!	#DIV/0!
25-29	8.0%	#DIV/0!	3.9%	0.7%	9.4%	15.8%	14.4%	15.2%	13.6%	10.5%	#DIV/0!	#DIV/0!
30-34	10.2%	#DIV/0!	8.2%	5.6%	7.6%	15.8%	18.9%	12.1%	9.1%	15.1%	#DIV/0!	#DIV/0!
35-39	21.1%	#DIV/0!	19.6%	13.5%	22.8%	21.8%	21.1%	25.8%	29.1%	26.2%	#DIV/0!	#DIV/0!
40-44	24.2%	#DIV/0!	23.8%	30.0%	24.0%	19.8%	21.1%	16.7%	18.2%	27.3%	#DIV/0!	#DIV/0!
45-49	16.8%	#DIV/0!	21.7%	24.0%	13.5%	14.9%	6.7%	16.7%	10.0%	11.6%	#DIV/0!	#DIV/0!
50-54	7.6%	#DIV/0!	12.8%	10.5%	9.9%	4.0%	3.3%	0.0%	0.9%	4.1%	#DIV/0!	#DIV/0!
55-59	5.3%	#DIV/0!	6.8%	10.9%	5.8%	4.0%	0.0%	1.5%	1.8%	1.2%	#DIV/0!	#DIV/0!
60-64	1.4%	#DIV/0!	1.4%	3.4%	1.8%	1.0%	0.0%	0.0%	0.0%	0.0%	#DIV/0!	#DIV/0!
65-69	0.6%	#DIV/0!	0.4%	1.1%	1.2%	1.0%	0.0%	0.0%	0.0%	0.0%	#DIV/0!	#DIV/0!
70-74	0.0%	#DIV/0!	0.0%	0.0%	0.0%	0.0%	0.0%	0.0%	0.0%	0.0%	#DIV/0!	#DIV/0!
>=75	0.0%	#DIV/0!	0.0%	0.0%	0.0%	0.0%	0.0%	0.0%	0.0%	0.0%	#DIV/0!	#DIV/0!
Total # of vehicles	1258	0	281	267	171	101	90	66	110	172	0	0
Average speed	40.9	#DIV/0!	43.7	45.9	41.3	39.0	34.7	36.3	34.7	38.4	#DIV/0!	#DIV/0!
St. Dev.	9.3	#DIV/0!	8.2	7.7	9.3	8.9	9.0	8.9	9.7	7.4	#DIV/0!	#DIV/0!
85th percentile	49.4	#NUM!	52.0	55.6	50.7	47.6	44.0	46.0	44.6	45.8	#NUM!	#NUM!
Min	8.4	0.0	19.1	24.4	19.1	19.9	8.4	14.6	11.9	19.1	0.0	0.0
Max	69.9	0.0	69.9	69.0	65.4	65.4	53.8	58.3	58.3	57.4	0.0	0.0
Range	61.5	0.0	50.8	44.6	46.4	45.5	45.5	43.7	46.4	38.3	0.0	0.0

Vehicle Speed (25-50 FT Vehicles)	Hour											
	Total	20:00-21:00	21:00-22:00	22:00-23:00	23:00-00:00	00:00-01:00	01:00-02:00	02:00-03:00	03:00-04:00	04:00-05:00	05:00-06:00	06:00-07:00
MPH												
< 10	0.0%	#DIV/0!	0.0%	0.0%	0.0%	0.0%	0.0%	0.0%	0.0%	0.0%	#DIV/0!	#DIV/0!
10-14	1.7%	#DIV/0!	0.0%	0.0%	0.0%	0.0%	10.5%	0.0%	10.0%	3.2%	#DIV/0!	#DIV/0!
15-19	1.4%	#DIV/0!	0.0%	0.0%	0.0%	0.0%	10.5%	0.0%	10.0%	0.0%	#DIV/0!	#DIV/0!
20-24	0.6%	#DIV/0!	0.0%	0.0%	1.8%	2.6%	0.0%	0.0%	0.0%	0.0%	#DIV/0!	#DIV/0!
25-29	7.2%	#DIV/0!	3.9%	1.4%	5.3%	7.7%	26.3%	17.4%	6.7%	12.9%	#DIV/0!	#DIV/0!
30-34	9.5%	#DIV/0!	5.2%	17.0%	14.0%	15.4%	5.3%	13.0%	16.7%	3.2%	#DIV/0!	#DIV/0!
35-39	23.3%	#DIV/0!	22.1%	23.9%	29.8%	25.6%	10.5%	21.7%	13.3%	29.0%	#DIV/0!	#DIV/0!
40-44	30.3%	#DIV/0!	33.8%	32.4%	28.1%	25.6%	21.1%	30.4%	20.0%	41.9%	#DIV/0!	#DIV/0!
45-49	11.2%	#DIV/0!	10.4%	16.9%	7.0%	17.9%	5.3%	13.0%	10.0%	3.2%	#DIV/0!	#DIV/0!
50-54	5.8%	#DIV/0!	9.1%	5.6%	7.0%	5.1%	0.0%	0.0%	6.7%	3.2%	#DIV/0!	#DIV/0!
55-59	5.2%	#DIV/0!	9.1%	7.0%	1.8%	0.0%	10.5%	4.3%	3.3%	3.2%	#DIV/0!	#DIV/0!
60-64	2.0%	#DIV/0!	2.6%	4.2%	1.8%	0.0%	0.0%	0.0%	0.0%	0.0%	#DIV/0!	#DIV/0!
65-69	1.4%	#DIV/0!	2.6%	1.4%	3.5%	0.0%	0.0%	0.0%	0.0%	0.0%	#DIV/0!	#DIV/0!
70-74	0.3%	#DIV/0!	1.3%	0.0%	0.0%	0.0%	0.0%	0.0%	0.0%	0.0%	#DIV/0!	#DIV/0!
>=75	0.0%	#DIV/0!	0.0%	0.0%	0.0%	0.0%	0.0%	0.0%	0.0%	0.0%	#DIV/0!	#DIV/0!
Total # of vehicle	347	0	77	71	57	39	19	23	30	31	0	0
Average speed	40.9	#DIV/0!	44.5	44.1	40.7	39.3	33.3	38.9	35.8	38.6	#DIV/0!	#DIV/0!
St. Dev.	9.7	#DIV/0!	9.1	8.1	9.1	6.9	12.9	7.6	13.0	7.9	#DIV/0!	#DIV/0!
85th percentile	49.4	#NUM!	54.9	51.6	48.1	47.0	44.5	46.1	47.5	42.2	#NUM!	#NUM!
Min	12.8	0.0	27.1	28.0	20.8	24.4	12.8	25.3	13.7	14.6	0.0	0.0
Max	72.5	0.0	72.5	69.9	69.0	52.9	56.5	55.6	62.7	56.5	0.0	0.0
Range	59.7	0.0	45.5	41.9	48.1	28.5	43.7	30.3	49.0	41.9	0.0	0.0

Vehicle Speed (50-75 FT Vehicles)	Hour											
	Total	20:00-21:00	21:00-22:00	22:00-23:00	23:00-00:00	00:00-01:00	01:00-02:00	02:00-03:00	03:00-04:00	04:00-05:00	05:00-06:00	06:00-07:00
MPH												
< 10	0.0%	#DIV/0!	0.0%	0.0%	0.0%	0.0%	0.0%	0.0%	0.0%	0.0%	#DIV/0!	#DIV/0!
10-14	0.0%	#DIV/0!	0.0%	0.0%	0.0%	0.0%	0.0%	0.0%	0.0%	0.0%	#DIV/0!	#DIV/0!
15-19	2.9%	#DIV/0!	0.0%	0.0%	0.0%	0.0%	16.7%	0.0%	15.8%	0.0%	#DIV/0!	#DIV/0!
20-24	4.3%	#DIV/0!	0.0%	0.0%	4.2%	0.0%	0.0%	20.0%	10.5%	5.9%	#DIV/0!	#DIV/0!
25-29	24.5%	#DIV/0!	0.0%	4.2%	20.8%	58.8%	50.0%	20.0%	36.8%	35.3%	#DIV/0!	#DIV/0!
30-34	24.5%	#DIV/0!	18.2%	25.0%	29.2%	17.6%	16.7%	30.0%	26.3%	29.4%	#DIV/0!	#DIV/0!
35-39	16.5%	#DIV/0!	31.8%	16.7%	20.8%	5.9%	0.0%	20.0%	10.5%	11.8%	#DIV/0!	#DIV/0!
40-44	16.5%	#DIV/0!	40.9%	29.2%	16.7%	0.0%	0.0%	10.0%	0.0%	11.8%	#DIV/0!	#DIV/0!
45-49	7.2%	#DIV/0!	9.1%	16.7%	8.3%	5.9%	16.7%	0.0%	0.0%	0.0%	#DIV/0!	#DIV/0!
50-54	2.9%	#DIV/0!	0.0%	8.3%	0.0%	5.9%	0.0%	0.0%	0.0%	5.9%	#DIV/0!	#DIV/0!
55-59	0.0%	#DIV/0!	0.0%	0.0%	0.0%	0.0%	0.0%	0.0%	0.0%	0.0%	#DIV/0!	#DIV/0!
60-64	0.0%	#DIV/0!	0.0%	0.0%	0.0%	0.0%	0.0%	0.0%	0.0%	0.0%	#DIV/0!	#DIV/0!
65-69	0.7%	#DIV/0!	0.0%	0.0%	0.0%	5.9%	0.0%	0.0%	0.0%	0.0%	#DIV/0!	#DIV/0!
70-74	0.0%	#DIV/0!	0.0%	0.0%	0.0%	0.0%	0.0%	0.0%	0.0%	0.0%	#DIV/0!	#DIV/0!
>=75	0.0%	#DIV/0!	0.0%	0.0%	0.0%	0.0%	0.0%	0.0%	0.0%	0.0%	#DIV/0!	#DIV/0!
Total # of vehicle	139	0	22	24	24	17	6	10	19	17	0	0
Average speed	34.8	#DIV/0!	39.9	40.1	35.2	33.4	30.0	31.8	27.4	32.8	#DIV/0!	#DIV/0!
St. Dev.	8.3	#DIV/0!	4.6	6.9	6.5	12.1	9.0	6.9	5.6	6.8	#DIV/0!	#DIV/0!
85th percentile	43.4	#NUM!	44.8	48.1	41.8	41.9	35.3	38.0	32.1	39.4	#NUM!	#NUM!
Min	16.4	0.0	33.3	27.1	23.5	25.3	19.9	20.8	16.4	22.6	0.0	0.0
Max	69.9	0.0	49.4	52.0	48.5	69.9	46.7	43.1	37.8	50.3	0.0	0.0
Range	53.5	0.0	16.0	25.0	25.0	44.6	26.7	22.3	21.4	27.6	0.0	0.0

Vehicle Speed (+75 FT Vehicles)	Hour											
	Total	20:00-21:00	21:00-22:00	22:00-23:00	23:00-00:00	00:00-01:00	01:00-02:00	02:00-03:00	03:00-04:00	04:00-05:00	05:00-06:00	06:00-07:00
MPH												
< 10		0.0% #DIV/0!	0.0%	0.0%	0.0%	0.0%	0.0%	0.0%	0.0%	0.0%	#DIV/0!	#DIV/0!
10-14		0.0% #DIV/0!	0.0%	0.0%	0.0%	0.0%	0.0%	0.0%	0.0%	0.0%	#DIV/0!	#DIV/0!
15-19		1.5% #DIV/0!	0.0%	0.0%	6.3%	0.0%	0.0%	0.0%	7.7%	0.0%	#DIV/0!	#DIV/0!
20-24		0.7% #DIV/0!	0.0%	0.0%	0.0%	0.0%	0.0%	5.6%	0.0%	0.0%	#DIV/0!	#DIV/0!
25-29		3.6% #DIV/0!	0.0%	0.0%	0.0%	12.5%	7.1%	0.0%	7.7%	5.9%	#DIV/0!	#DIV/0!
30-34		17.5% #DIV/0!	4.8%	13.6%	6.3%	25.0%	35.7%	27.8%	15.4%	17.6%	#DIV/0!	#DIV/0!
35-39		31.4% #DIV/0!	33.3%	27.3%	31.3%	31.3%	7.1%	44.4%	38.5%	35.3%	#DIV/0!	#DIV/0!
40-44		29.2% #DIV/0!	33.3%	31.8%	31.3%	18.8%	42.9%	16.7%	23.1%	35.3%	#DIV/0!	#DIV/0!
45-49		10.2% #DIV/0!	14.3%	18.2%	18.8%	12.5%	0.0%	5.6%	7.7%	0.0%	#DIV/0!	#DIV/0!
50-54		2.2% #DIV/0!	4.8%	4.5%	0.0%	0.0%	7.1%	0.0%	0.0%	0.0%	#DIV/0!	#DIV/0!
55-59		1.5% #DIV/0!	0.0%	0.0%	6.3%	0.0%	0.0%	0.0%	0.0%	5.9%	#DIV/0!	#DIV/0!
60-64		0.7% #DIV/0!	0.0%	4.5%	0.0%	0.0%	0.0%	0.0%	0.0%	0.0%	#DIV/0!	#DIV/0!
65-69		1.5% #DIV/0!	9.5%	0.0%	0.0%	0.0%	0.0%	0.0%	0.0%	0.0%	#DIV/0!	#DIV/0!
70-74		0.0% #DIV/0!	0.0%	0.0%	0.0%	0.0%	0.0%	0.0%	0.0%	0.0%	#DIV/0!	#DIV/0!
>=75		0.0% #DIV/0!	0.0%	0.0%	0.0%	0.0%	0.0%	0.0%	0.0%	0.0%	#DIV/0!	#DIV/0!
Total # of vehicle	137	0	21	22	16	16	14	18	13	17	0	0
Average speed	39.4	#DIV/0!	43.9	41.8	40.1	36.9	38.1	36.3	36.4	38.9	#DIV/0!	#DIV/0!
St. Dev.	7.5	#DIV/0!	9.5	6.9	8.2	6.3	6.9	4.8	6.8	6.6	#DIV/0!	#DIV/0!
85th percentile	45.8	#NUM!	48.5	47.6	47.1	43.1	43.2	40.4	40.8	44.0	#NUM!	#NUM!
Min	18.2	0.0	33.3	32.4	18.2	26.2	29.7	24.4	19.9	28.9	0.0	0.0
Max	69.0	0.0	69.0	60.1	55.6	47.6	52.9	45.8	47.6	56.5	0.0	0.0
Range	50.8	0.0	35.7	27.6	37.4	21.4	23.2	21.4	27.6	27.6	0.0	0.0

Day 8 Before RWA

Vehicle Speed (all vehicles)	Hour											
	Total	20:00-21:00	21:00-22:00	22:00-23:00	23:00-00:00	00:00-01:00	01:00-02:00	02:00-03:00	03:00-04:00	04:00-05:00	05:00-06:00	06:00-07:00
MPH												
< 10	0.0%	#DIV/0!	0.0%	0.0%	0.0%	0.0%	0.0%	0.0%	0.0%	0.0%	#DIV/0!	#DIV/0!
10-14	0.0%	#DIV/0!	0.0%	0.0%	0.0%	0.0%	0.0%	0.0%	0.0%	0.0%	#DIV/0!	#DIV/0!
15-19	0.0%	#DIV/0!	0.0%	0.0%	0.0%	0.0%	0.0%	0.0%	0.0%	0.0%	#DIV/0!	#DIV/0!
20-24	0.1%	#DIV/0!	0.0%	0.0%	0.0%	0.4%	0.0%	0.0%	0.0%	0.0%	#DIV/0!	#DIV/0!
25-29	0.0%	#DIV/0!	0.0%	0.0%	0.0%	0.0%	0.0%	0.0%	0.0%	0.0%	#DIV/0!	#DIV/0!
30-34	0.3%	#DIV/0!	0.2%	0.2%	0.0%	0.9%	0.0%	0.7%	0.0%	0.8%	#DIV/0!	#DIV/0!
35-39	0.7%	#DIV/0!	0.2%	1.2%	0.0%	0.9%	0.7%	2.8%	0.0%	0.8%	#DIV/0!	#DIV/0!
40-44	2.3%	#DIV/0!	2.0%	1.7%	1.9%	2.2%	4.0%	3.5%	2.4%	3.3%	#DIV/0!	#DIV/0!
45-49	5.7%	#DIV/0!	4.1%	7.4%	2.6%	7.5%	6.0%	7.0%	4.9%	8.2%	#DIV/0!	#DIV/0!
50-54	10.4%	#DIV/0!	7.9%	8.2%	14.2%	8.0%	12.7%	11.2%	15.4%	14.8%	#DIV/0!	#DIV/0!
55-59	15.3%	#DIV/0!	13.1%	14.1%	17.6%	18.1%	19.3%	11.2%	13.8%	18.0%	#DIV/0!	#DIV/0!
60-64	16.5%	#DIV/0!	17.0%	16.3%	20.2%	15.5%	13.3%	16.8%	10.6%	18.0%	#DIV/0!	#DIV/0!
65-69	20.5%	#DIV/0!	22.3%	19.8%	19.5%	22.1%	26.0%	14.7%	20.3%	16.4%	#DIV/0!	#DIV/0!
70-74	12.8%	#DIV/0!	14.2%	15.3%	8.2%	12.4%	9.3%	13.3%	15.4%	10.7%	#DIV/0!	#DIV/0!
>=75	15.4%	#DIV/0!	19.0%	15.6%	15.7%	11.9%	8.7%	18.9%	17.1%	9.0%	#DIV/0!	#DIV/0!
Total # of vehicles	1893	0	458	404	267	226	150	143	123	122	0	0
Average speed	64.2	#DIV/0!	66.0	64.5	64.3	62.8	61.9	63.4	65.0	61.2	#DIV/0!	#DIV/0!
St. Dev.	11.1	#DIV/0!	10.8	11.1	11.0	11.1	9.7	12.3	11.4	10.4	#DIV/0!	#DIV/0!
85th percentile	74.6	#NUM!	76.1	74.7	74.7	73.4	71.0	77.4	76.8	72.2	#NUM!	#NUM!
Min	24.6	0.0	31.7	34.1	41.2	24.6	37.7	34.1	40.0	31.7	0.0	0.0
Max	112.5	0.0	104.7	100.8	112.5	107.3	87.7	96.0	97.2	97.2	0.0	0.0
Range	87.9	0.0	73.0	66.7	71.2	82.7	50.0	61.9	57.1	65.5	0.0	0.0

Vehicle Speed (0-25 FT Vehicles)	Hour											
	Total	20:00-21:00	21:00-22:00	22:00-23:00	23:00-00:00	00:00-01:00	01:00-02:00	02:00-03:00	03:00-04:00	04:00-05:00	05:00-06:00	06:00-07:00
MPH												
< 10	0.0%	#DIV/0!	0.0%	0.0%	0.0%	0.0%	0.0%	0.0%	0.0%	0.0%	#DIV/0!	#DIV/0!
10-14	0.0%	#DIV/0!	0.0%	0.0%	0.0%	0.0%	0.0%	0.0%	0.0%	0.0%	#DIV/0!	#DIV/0!
15-19	0.0%	#DIV/0!	0.0%	0.0%	0.0%	0.0%	0.0%	0.0%	0.0%	0.0%	#DIV/0!	#DIV/0!
20-24	0.0%	#DIV/0!	0.0%	0.0%	0.0%	0.0%	0.0%	0.0%	0.0%	0.0%	#DIV/0!	#DIV/0!
25-29	0.0%	#DIV/0!	0.0%	0.0%	0.0%	0.0%	0.0%	0.0%	0.0%	0.0%	#DIV/0!	#DIV/0!
30-34	0.3%	#DIV/0!	0.0%	0.3%	0.0%	1.4%	0.0%	0.0%	0.0%	1.2%	#DIV/0!	#DIV/0!
35-39	0.7%	#DIV/0!	0.0%	1.3%	0.0%	0.7%	1.1%	3.1%	0.0%	1.2%	#DIV/0!	#DIV/0!
40-44	1.6%	#DIV/0!	1.9%	1.3%	1.5%	1.4%	2.1%	1.0%	0.0%	3.6%	#DIV/0!	#DIV/0!
45-49	2.7%	#DIV/0!	2.7%	4.4%	2.0%	2.7%	1.1%	3.1%	0.0%	2.4%	#DIV/0!	#DIV/0!
50-54	4.7%	#DIV/0!	4.8%	2.8%	7.5%	3.4%	6.3%	3.1%	5.1%	7.1%	#DIV/0!	#DIV/0!
55-59	10.2%	#DIV/0!	7.0%	11.9%	13.1%	10.1%	12.6%	5.1%	11.4%	13.1%	#DIV/0!	#DIV/0!
60-64	18.1%	#DIV/0!	18.0%	16.0%	21.6%	16.2%	16.8%	21.4%	12.7%	23.8%	#DIV/0!	#DIV/0!
65-69	25.8%	#DIV/0!	26.0%	23.9%	25.1%	31.8%	35.8%	19.4%	25.3%	20.2%	#DIV/0!	#DIV/0!
70-74	16.4%	#DIV/0!	17.4%	18.9%	9.5%	16.9%	11.6%	18.4%	22.8%	15.5%	#DIV/0!	#DIV/0!
>=75	19.4%	#DIV/0!	22.3%	19.2%	19.6%	15.5%	12.6%	25.5%	22.8%	11.9%	#DIV/0!	#DIV/0!
Total # of vehicles	1394	0	373	318	199	148	95	98	79	84	0	0
Average speed	67.0	#DIV/0!	68.1	66.9	66.6	66.1	65.4	67.6	69.6	63.8	#DIV/0!	#DIV/0!
St. Dev.	10.4	#DIV/0!	10.2	10.7	11.1	9.7	9.0	11.1	9.7	10.5	#DIV/0!	#DIV/0!
85th percentile	77.0	#NUM!	77.4	76.1	77.0	74.6	72.3	79.9	77.4	73.0	#NUM!	#NUM!
Min	31.7	0.0	40.0	34.1	41.2	31.7	37.7	36.5	50.8	31.7	0.0	0.0
Max	112.5	0.0	104.7	100.8	112.5	92.4	87.7	96.0	97.2	97.2	0.0	0.0
Range	80.8	0.0	64.6	66.7	71.2	60.7	50.0	59.5	46.4	65.5	0.0	0.0

Vehicle Speed (25-50 FT Vehicles)	Hour											
	Total	20:00-21:00	21:00-22:00	22:00-23:00	23:00-00:00	00:00-01:00	01:00-02:00	02:00-03:00	03:00-04:00	04:00-05:00	05:00-06:00	06:00-07:00
MPH												
< 10	0.0%	#DIV/0!	0.0%	0.0%	0.0%	0.0%	0.0%	0.0%	0.0%	0.0%	#DIV/0!	#DIV/0!
10-14	0.0%	#DIV/0!	0.0%	0.0%	0.0%	0.0%	0.0%	0.0%	0.0%	0.0%	#DIV/0!	#DIV/0!
15-19	0.0%	#DIV/0!	0.0%	0.0%	0.0%	0.0%	0.0%	0.0%	0.0%	0.0%	#DIV/0!	#DIV/0!
20-24	0.0%	#DIV/0!	0.0%	0.0%	0.0%	0.0%	0.0%	0.0%	0.0%	0.0%	#DIV/0!	#DIV/0!
25-29	0.0%	#DIV/0!	0.0%	0.0%	0.0%	0.0%	0.0%	0.0%	0.0%	0.0%	#DIV/0!	#DIV/0!
30-34	0.7%	#DIV/0!	2.1%	0.0%	0.0%	0.0%	0.0%	4.0%	0.0%	0.0%	#DIV/0!	#DIV/0!
35-39	1.0%	#DIV/0!	2.1%	0.0%	0.0%	2.0%	0.0%	4.0%	0.0%	0.0%	#DIV/0!	#DIV/0!
40-44	4.8%	#DIV/0!	2.1%	2.1%	5.0%	3.9%	10.0%	12.0%	8.0%	0.0%	#DIV/0!	#DIV/0!
45-49	12.7%	#DIV/0!	12.5%	17.0%	7.5%	13.7%	6.7%	12.0%	12.0%	20.0%	#DIV/0!	#DIV/0!
50-54	25.8%	#DIV/0!	18.8%	27.7%	27.5%	17.6%	23.3%	24.0%	48.0%	32.0%	#DIV/0!	#DIV/0!
55-59	27.8%	#DIV/0!	37.5%	17.0%	30.0%	35.3%	33.3%	20.0%	4.0%	36.0%	#DIV/0!	#DIV/0!
60-64	14.1%	#DIV/0!	14.6%	23.4%	22.5%	11.8%	10.0%	8.0%	4.0%	8.0%	#DIV/0!	#DIV/0!
65-69	6.5%	#DIV/0!	4.2%	6.4%	0.0%	5.9%	13.3%	8.0%	16.0%	4.0%	#DIV/0!	#DIV/0!
70-74	2.7%	#DIV/0!	0.0%	4.3%	5.0%	3.9%	3.3%	4.0%	0.0%	0.0%	#DIV/0!	#DIV/0!
>=75	3.8%	#DIV/0!	6.3%	2.1%	2.5%	5.9%	0.0%	4.0%	8.0%	0.0%	#DIV/0!	#DIV/0!
Total # of vehicle	291	0	48	47	40	51	30	25	25	25	0	0
Average speed	56.4	#DIV/0!	56.8	56.4	57.0	57.6	56.2	54.0	56.4	55.0	#DIV/0!	#DIV/0!
St. Dev.	8.8	#DIV/0!	9.5	7.0	7.0	11.3	7.0	10.8	10.1	4.9	#DIV/0!	#DIV/0!
85th percentile	62.7	#NUM!	61.5	62.7	62.8	63.9	64.6	62.2	67.4	58.4	#NUM!	#NUM!
Min	31.7	0.0	31.7	44.8	44.8	36.5	41.2	34.1	40.0	47.2	0.0	0.0
Max	107.3	0.0	86.5	74.8	77.0	107.3	71.0	84.1	81.7	69.8	0.0	0.0
Range	75.6	0.0	54.8	30.0	32.1	70.8	29.8	50.0	41.7	22.6	0.0	0.0

Vehicle Speed (50-75 FT Vehicles)	Hour											
	Total	20:00-21:00	21:00-22:00	22:00-23:00	23:00-00:00	00:00-01:00	01:00-02:00	02:00-03:00	03:00-04:00	04:00-05:00	05:00-06:00	06:00-07:00
MPH												
< 10	0.0%	#DIV/0!	0.0%	0.0%	0.0%	0.0%	0.0%	0.0%	0.0%	0.0%	#DIV/0!	#DIV/0!
10-14	0.0%	#DIV/0!	0.0%	0.0%	0.0%	0.0%	0.0%	0.0%	0.0%	0.0%	#DIV/0!	#DIV/0!
15-19	0.0%	#DIV/0!	0.0%	0.0%	0.0%	0.0%	0.0%	0.0%	0.0%	0.0%	#DIV/0!	#DIV/0!
20-24	0.6%	#DIV/0!	0.0%	0.0%	0.0%	5.3%	0.0%	0.0%	0.0%	0.0%	#DIV/0!	#DIV/0!
25-29	0.0%	#DIV/0!	0.0%	0.0%	0.0%	0.0%	0.0%	0.0%	0.0%	0.0%	#DIV/0!	#DIV/0!
30-34	0.0%	#DIV/0!	0.0%	0.0%	0.0%	0.0%	0.0%	0.0%	0.0%	0.0%	#DIV/0!	#DIV/0!
35-39	0.6%	#DIV/0!	0.0%	3.0%	0.0%	0.0%	0.0%	0.0%	0.0%	0.0%	#DIV/0!	#DIV/0!
40-44	4.6%	#DIV/0!	3.0%	6.1%	0.0%	5.3%	5.0%	6.3%	6.3%	8.3%	#DIV/0!	#DIV/0!
45-49	15.6%	#DIV/0!	9.1%	24.2%	0.0%	21.1%	20.0%	18.8%	12.5%	25.0%	#DIV/0!	#DIV/0!
50-54	30.1%	#DIV/0!	27.3%	30.3%	50.0%	15.8%	25.0%	37.5%	18.8%	33.3%	#DIV/0!	#DIV/0!
55-59	32.9%	#DIV/0!	42.4%	21.2%	37.5%	36.8%	35.0%	31.3%	37.5%	16.7%	#DIV/0!	#DIV/0!
60-64	8.7%	#DIV/0!	9.1%	12.1%	8.3%	10.5%	5.0%	6.3%	12.5%	0.0%	#DIV/0!	#DIV/0!
65-69	4.6%	#DIV/0!	9.1%	0.0%	4.2%	0.0%	5.0%	0.0%	6.3%	16.7%	#DIV/0!	#DIV/0!
70-74	1.7%	#DIV/0!	0.0%	0.0%	0.0%	5.3%	5.0%	0.0%	6.3%	0.0%	#DIV/0!	#DIV/0!
>=75	0.6%	#DIV/0!	0.0%	3.0%	0.0%	0.0%	0.0%	0.0%	0.0%	0.0%	#DIV/0!	#DIV/0!
Total # of vehicle	173	0	33	33	24	19	20	16	16	12	0	0
Average speed	54.9	#DIV/0!	56.0	54.3	56.0	53.2	54.6	54.3	56.4	53.9	#DIV/0!	#DIV/0!
St. Dev.	7.2	#DIV/0!	5.6	9.7	4.1	9.3	7.4	4.7	7.2	7.0	#DIV/0!	#DIV/0!
85th percentile	60.3	#NUM!	62.0	59.6	57.9	59.5	59.6	57.9	61.5	60.8	#NUM!	#NUM!
Min	24.6	0.0	44.8	38.9	50.8	24.6	40.0	44.8	43.6	44.8	0.0	0.0
Max	98.4	0.0	69.8	98.4	68.6	71.0	72.2	63.9	73.4	66.2	0.0	0.0
Range	73.8	0.0	25.0	59.5	17.9	46.4	32.1	19.0	29.8	21.4	0.0	0.0

Vehicle Speed (+75 FT Vehicles)	Hour											
	Total	20:00-21:00	21:00-22:00	22:00-23:00	23:00-00:00	00:00-01:00	01:00-02:00	02:00-03:00	03:00-04:00	04:00-05:00	05:00-06:00	06:00-07:00
MPH												
< 10	0.0%	#DIV/0!	0.0%	0.0%	0.0%	0.0%	0.0%	0.0%	0.0%	0.0%	#DIV/0!	#DIV/0!
10-14	0.0%	#DIV/0!	0.0%	0.0%	0.0%	0.0%	0.0%	0.0%	0.0%	0.0%	#DIV/0!	#DIV/0!
15-19	0.0%	#DIV/0!	0.0%	0.0%	0.0%	0.0%	0.0%	0.0%	0.0%	0.0%	#DIV/0!	#DIV/0!
20-24	0.0%	#DIV/0!	0.0%	0.0%	0.0%	0.0%	0.0%	0.0%	0.0%	0.0%	#DIV/0!	#DIV/0!
25-29	0.0%	#DIV/0!	0.0%	0.0%	0.0%	0.0%	0.0%	0.0%	0.0%	0.0%	#DIV/0!	#DIV/0!
30-34	0.0%	#DIV/0!	0.0%	0.0%	0.0%	0.0%	0.0%	0.0%	0.0%	0.0%	#DIV/0!	#DIV/0!
35-39	0.0%	#DIV/0!	0.0%	0.0%	0.0%	0.0%	0.0%	0.0%	0.0%	0.0%	#DIV/0!	#DIV/0!
40-44	0.0%	#DIV/0!	0.0%	0.0%	0.0%	0.0%	0.0%	0.0%	0.0%	0.0%	#DIV/0!	#DIV/0!
45-49	17.1%	#DIV/0!	0.0%	0.0%	0.0%	25.0%	40.0%	25.0%	33.3%	0.0%	#DIV/0!	#DIV/0!
50-54	11.4%	#DIV/0!	0.0%	16.7%	0.0%	12.5%	20.0%	25.0%	0.0%	0.0%	#DIV/0!	#DIV/0!
55-59	25.7%	#DIV/0!	50.0%	66.7%	0.0%	12.5%	0.0%	25.0%	33.3%	0.0%	#DIV/0!	#DIV/0!
60-64	11.4%	#DIV/0!	25.0%	0.0%	0.0%	37.5%	0.0%	0.0%	0.0%	0.0%	#DIV/0!	#DIV/0!
65-69	5.7%	#DIV/0!	0.0%	16.7%	25.0%	0.0%	0.0%	0.0%	0.0%	0.0%	#DIV/0!	#DIV/0!
70-74	5.7%	#DIV/0!	0.0%	0.0%	25.0%	0.0%	20.0%	0.0%	0.0%	0.0%	#DIV/0!	#DIV/0!
>=75	22.9%	#DIV/0!	25.0%	0.0%	50.0%	12.5%	20.0%	25.0%	33.3%	100.0%	#DIV/0!	#DIV/0!
Total # of vehicle	35	0	4	6	4	8	5	4	3	1	0	0
Average speed	63.3	#DIV/0!	67.4	58.5	77.3	58.5	60.0	60.9	61.9	87.7	#DIV/0!	#DIV/0!
St. Dev.	13.9	#DIV/0!	18.4	6.0	10.8	10.9	14.2	18.1	16.7	#DIV/0!	#DIV/0!	#DIV/0!
85th percentile	80.4	#NUM!	79.3	60.9	85.9	61.4	74.3	73.2	73.4	87.7	#NUM!	#NUM!
Min	47.2	0.0	55.5	52.0	66.2	47.2	48.4	48.4	48.4	87.7	0.0	0.0
Max	94.8	0.0	94.8	69.8	91.2	81.7	79.3	87.7	80.5	87.7	0.0	0.0
Range	47.6	0.0	39.3	17.9	25.0	34.5	31.0	39.3	32.1	0.0	0.0	0.0

Day 8 RWA

		Hour										
Vehicle Speed (all vehicles)	Total	20:00-21:00	21:00-22:00	22:00-23:00	23:00-00:00	00:00-01:00	01:00-02:00	02:00-03:00	03:00-04:00	04:00-05:00	05:00-06:00	06:00-07:00
		MPH										
< 10	0.0%	#DIV/0!	0.0%	0.0%	0.0%	0.0%	0.0%	0.0%	0.0%	0.0%	#DIV/0!	#DIV/0!
10-14	0.0%	#DIV/0!	0.0%	0.0%	0.0%	0.0%	0.0%	0.0%	0.0%	0.0%	#DIV/0!	#DIV/0!
15-19	0.0%	#DIV/0!	0.0%	0.0%	0.0%	0.0%	0.0%	0.0%	0.0%	0.0%	#DIV/0!	#DIV/0!
20-24	0.0%	#DIV/0!	0.0%	0.0%	0.0%	0.0%	0.0%	0.0%	0.0%	0.0%	#DIV/0!	#DIV/0!
25-29	0.1%	#DIV/0!	0.0%	0.0%	0.0%	0.5%	0.0%	0.8%	0.0%	0.0%	#DIV/0!	#DIV/0!
30-34	0.8%	#DIV/0!	1.0%	0.0%	1.3%	1.6%	0.8%	0.8%	0.0%	2.1%	#DIV/0!	#DIV/0!
35-39	1.1%	#DIV/0!	0.7%	0.3%	1.3%	2.6%	0.8%	2.4%	1.8%	1.0%	#DIV/0!	#DIV/0!
40-44	3.7%	#DIV/0!	2.1%	2.2%	3.4%	6.7%	8.0%	2.4%	5.4%	5.2%	#DIV/0!	#DIV/0!
45-49	11.1%	#DIV/0!	8.6%	11.9%	9.3%	12.4%	14.4%	12.7%	11.6%	14.4%	#DIV/0!	#DIV/0!
50-54	14.1%	#DIV/0!	12.4%	12.4%	15.6%	11.9%	17.6%	17.5%	16.1%	16.5%	#DIV/0!	#DIV/0!
55-59	18.9%	#DIV/0!	17.4%	21.8%	18.6%	16.1%	18.4%	15.9%	21.4%	22.7%	#DIV/0!	#DIV/0!
60-64	14.5%	#DIV/0!	17.4%	13.8%	16.0%	14.5%	13.6%	11.1%	10.7%	11.3%	#DIV/0!	#DIV/0!
65-69	13.9%	#DIV/0!	14.3%	14.4%	13.9%	14.5%	12.8%	15.9%	15.2%	6.2%	#DIV/0!	#DIV/0!
70-74	9.8%	#DIV/0!	11.9%	10.8%	9.3%	8.8%	4.8%	7.1%	8.0%	11.3%	#DIV/0!	#DIV/0!
>=75	11.9%	#DIV/0!	14.1%	12.4%	11.4%	10.4%	8.8%	13.5%	9.8%	9.3%	#DIV/0!	#DIV/0!
Total # of vehicles	1671	0	419	362	237	193	125	126	112	97	0	0
Average speed	60.8	#DIV/0!	62.3	61.8	60.6	59.3	58.4	60.2	59.6	58.4	#DIV/0!	#DIV/0!
St. Dev.	11.1	#DIV/0!	10.9	10.7	10.8	12.0	11.1	12.1	10.6	10.7	#DIV/0!	#DIV/0!
85th percentile	72.3	#NUM!	73.5	72.4	72.4	71.0	69.4	72.2	70.1	71.2	#NUM!	#NUM!
Min	27.3	0.0	32.1	39.4	31.1	28.1	32.9	27.3	37.0	31.3	0.0	0.0
Max	98.7	0.0	90.7	95.2	87.2	95.2	95.2	98.7	89.5	83.8	0.0	0.0
Range	71.4	0.0	58.5	55.8	56.0	67.2	62.3	71.4	52.5	52.5	0.0	0.0

		Hour										
Vehicle Speed (0-25 FT Vehicles)	Total	20:00-21:00	21:00-22:00	22:00-23:00	23:00-00:00	00:00-01:00	01:00-02:00	02:00-03:00	03:00-04:00	04:00-05:00	05:00-06:00	06:00-07:00
		MPH										
< 10	0.0%	#DIV/0!	0.0%	0.0%	0.0%	0.0%	0.0%	0.0%	0.0%	0.0%	#DIV/0!	#DIV/0!
10-14	0.0%	#DIV/0!	0.0%	0.0%	0.0%	0.0%	0.0%	0.0%	0.0%	0.0%	#DIV/0!	#DIV/0!
15-19	0.0%	#DIV/0!	0.0%	0.0%	0.0%	0.0%	0.0%	0.0%	0.0%	0.0%	#DIV/0!	#DIV/0!
20-24	0.0%	#DIV/0!	0.0%	0.0%	0.0%	0.0%	0.0%	0.0%	0.0%	0.0%	#DIV/0!	#DIV/0!
25-29	0.1%	#DIV/0!	0.0%	0.0%	0.0%	0.0%	0.0%	1.3%	0.0%	0.0%	#DIV/0!	#DIV/0!
30-34	0.7%	#DIV/0!	0.6%	0.0%	2.0%	0.9%	0.0%	0.0%	0.0%	3.9%	#DIV/0!	#DIV/0!
35-39	0.7%	#DIV/0!	0.0%	0.4%	0.7%	0.9%	1.4%	2.6%	3.3%	0.0%	#DIV/0!	#DIV/0!
40-44	2.6%	#DIV/0!	1.0%	2.3%	3.9%	6.1%	4.2%	1.3%	0.0%	5.9%	#DIV/0!	#DIV/0!
45-49	7.6%	#DIV/0!	7.4%	8.3%	7.2%	7.8%	7.0%	5.3%	9.8%	7.8%	#DIV/0!	#DIV/0!
50-54	10.4%	#DIV/0!	9.6%	9.5%	11.2%	5.2%	14.1%	14.5%	9.8%	19.6%	#DIV/0!	#DIV/0!
55-59	18.5%	#DIV/0!	18.0%	20.8%	17.8%	15.7%	18.3%	17.1%	18.0%	21.6%	#DIV/0!	#DIV/0!
60-64	16.6%	#DIV/0!	19.3%	15.2%	15.1%	19.1%	19.7%	13.2%	13.1%	11.8%	#DIV/0!	#DIV/0!
65-69	16.7%	#DIV/0!	15.4%	18.2%	17.8%	18.3%	16.9%	18.4%	18.0%	5.9%	#DIV/0!	#DIV/0!
70-74	12.4%	#DIV/0!	14.5%	11.7%	12.5%	13.0%	8.5%	7.9%	14.8%	11.8%	#DIV/0!	#DIV/0!
>=75	13.4%	#DIV/0!	14.1%	13.6%	11.8%	13.0%	9.9%	18.4%	13.1%	11.8%	#DIV/0!	#DIV/0!
Total # of vehicles	1101	0	311	264	152	115	71	76	61	51	0	0
Average speed	62.7	#DIV/0!	63.5	63.2	61.7	62.7	61.5	62.8	62.6	59.4	#DIV/0!	#DIV/0!
St. Dev.	10.8	#DIV/0!	10.1	10.7	10.9	11.4	10.8	11.8	10.6	11.6	#DIV/0!	#DIV/0!
85th percentile	73.4	#NUM!	73.5	73.5	72.6	72.3	71.8	75.8	73.4	71.8	#NUM!	#NUM!
Min	27.3	0.0	32.1	39.4	31.1	31.3	38.6	27.3	37.0	31.3	0.0	0.0
Max	95.2	0.0	90.7	95.2	84.7	95.2	95.2	90.7	89.5	83.8	0.0	0.0
Range	68.0	0.0	58.5	55.8	53.6	63.9	56.6	63.4	52.5	52.5	0.0	0.0



Vehicle Speed (25-50 FT Vehicles)	Hour											
	Total	20:00-21:00	21:00-22:00	22:00-23:00	23:00-00:00	00:00-01:00	01:00-02:00	02:00-03:00	03:00-04:00	04:00-05:00	05:00-06:00	06:00-07:00
MPH												
< 10	0.0%	#DIV/0!	0.0%	0.0%	0.0%	0.0%	0.0%	0.0%	0.0%	0.0%	#DIV/0!	#DIV/0!
10-14	0.0%	#DIV/0!	0.0%	0.0%	0.0%	0.0%	0.0%	0.0%	0.0%	0.0%	#DIV/0!	#DIV/0!
15-19	0.0%	#DIV/0!	0.0%	0.0%	0.0%	0.0%	0.0%	0.0%	0.0%	0.0%	#DIV/0!	#DIV/0!
20-24	0.0%	#DIV/0!	0.0%	0.0%	0.0%	0.0%	0.0%	0.0%	0.0%	0.0%	#DIV/0!	#DIV/0!
25-29	0.0%	#DIV/0!	0.0%	0.0%	0.0%	0.0%	0.0%	0.0%	0.0%	0.0%	#DIV/0!	#DIV/0!
30-34	1.3%	#DIV/0!	1.7%	0.0%	0.0%	5.0%	0.0%	4.2%	0.0%	0.0%	#DIV/0!	#DIV/0!
35-39	2.3%	#DIV/0!	1.7%	0.0%	4.0%	5.0%	0.0%	4.2%	0.0%	3.6%	#DIV/0!	#DIV/0!
40-44	6.0%	#DIV/0!	3.4%	0.0%	4.0%	10.0%	21.7%	4.2%	13.0%	3.6%	#DIV/0!	#DIV/0!
45-49	18.1%	#DIV/0!	11.9%	21.2%	12.0%	22.5%	17.4%	25.0%	17.4%	25.0%	#DIV/0!	#DIV/0!
50-54	19.1%	#DIV/0!	13.6%	19.2%	26.0%	20.0%	26.1%	16.7%	21.7%	10.7%	#DIV/0!	#DIV/0!
55-59	16.7%	#DIV/0!	13.6%	21.2%	14.0%	10.0%	21.7%	8.3%	30.4%	21.4%	#DIV/0!	#DIV/0!
60-64	9.4%	#DIV/0!	13.6%	7.7%	16.0%	5.0%	4.3%	12.5%	0.0%	7.1%	#DIV/0!	#DIV/0!
65-69	8.7%	#DIV/0!	15.3%	5.8%	6.0%	7.5%	4.3%	8.3%	13.0%	7.1%	#DIV/0!	#DIV/0!
70-74	5.4%	#DIV/0!	3.4%	9.6%	6.0%	2.5%	0.0%	8.3%	0.0%	10.7%	#DIV/0!	#DIV/0!
>=75	13.0%	#DIV/0!	22.0%	15.4%	12.0%	12.5%	4.3%	8.3%	4.3%	10.7%	#DIV/0!	#DIV/0!
Total # of vehicle	299	0	59	52	50	40	23	24	23	28	0	0
Average speed	57.9	#DIV/0!	61.8	60.0	58.8	54.7	53.1	56.8	54.8	56.7	#DIV/0!	#DIV/0!
St. Dev.	12.1	#DIV/0!	12.9	11.2	11.9	13.0	9.0	14.4	9.3	10.5	#DIV/0!	#DIV/0!
85th percentile	71.8	#NUM!	76.6	73.4	72.3	66.3	59.2	70.3	63.9	68.1	#NUM!	#NUM!
Min	31.3	0.0	33.8	46.0	35.4	31.3	40.2	31.3	40.2	39.4	0.0	0.0
Max	98.7	0.0	86.3	90.7	87.2	83.8	76.6	98.7	78.3	77.4	0.0	0.0
Range	67.4	0.0	52.6	44.7	51.8	52.5	36.4	67.4	38.0	38.0	0.0	0.0

Vehicle Speed (50-75 FT Vehicles)	Hour											
	Total	20:00-21:00	21:00-22:00	22:00-23:00	23:00-00:00	00:00-01:00	01:00-02:00	02:00-03:00	03:00-04:00	04:00-05:00	05:00-06:00	06:00-07:00
MPH												
< 10	0.0%	#DIV/0!	0.0%	0.0%	0.0%	0.0%	0.0%	0.0%	0.0%	0.0%	#DIV/0!	#DIV/0!
10-14	0.0%	#DIV/0!	0.0%	0.0%	0.0%	0.0%	0.0%	0.0%	0.0%	0.0%	#DIV/0!	#DIV/0!
15-19	0.0%	#DIV/0!	0.0%	0.0%	0.0%	0.0%	0.0%	0.0%	0.0%	0.0%	#DIV/0!	#DIV/0!
20-24	0.0%	#DIV/0!	0.0%	0.0%	0.0%	0.0%	0.0%	0.0%	0.0%	0.0%	#DIV/0!	#DIV/0!
25-29	0.0%	#DIV/0!	0.0%	0.0%	0.0%	0.0%	0.0%	0.0%	0.0%	0.0%	#DIV/0!	#DIV/0!
30-34	1.6%	#DIV/0!	3.8%	0.0%	0.0%	0.0%	5.0%	0.0%	0.0%	0.0%	#DIV/0!	#DIV/0!
35-39	3.2%	#DIV/0!	7.7%	0.0%	0.0%	14.3%	0.0%	0.0%	0.0%	0.0%	#DIV/0!	#DIV/0!
40-44	9.6%	#DIV/0!	15.4%	10.0%	0.0%	7.1%	10.0%	0.0%	21.4%	0.0%	#DIV/0!	#DIV/0!
45-49	25.6%	#DIV/0!	15.4%	35.0%	26.7%	14.3%	35.0%	50.0%	14.3%	16.7%	#DIV/0!	#DIV/0!
50-54	22.4%	#DIV/0!	23.1%	20.0%	33.3%	14.3%	10.0%	30.0%	28.6%	33.3%	#DIV/0!	#DIV/0!
55-59	16.0%	#DIV/0!	7.7%	10.0%	20.0%	35.7%	15.0%	10.0%	21.4%	16.7%	#DIV/0!	#DIV/0!
60-64	8.8%	#DIV/0!	11.5%	15.0%	6.7%	7.1%	10.0%	0.0%	0.0%	16.7%	#DIV/0!	#DIV/0!
65-69	5.6%	#DIV/0!	7.7%	5.0%	0.0%	7.1%	5.0%	10.0%	0.0%	16.7%	#DIV/0!	#DIV/0!
70-74	1.6%	#DIV/0!	3.8%	5.0%	0.0%	0.0%	0.0%	0.0%	0.0%	0.0%	#DIV/0!	#DIV/0!
>=75	5.6%	#DIV/0!	3.8%	0.0%	13.3%	0.0%	10.0%	0.0%	14.3%	0.0%	#DIV/0!	#DIV/0!
Total # of vehicle	125	0	26	20	15	14	20	10	14	6	0	0
Average speed	53.8	#DIV/0!	53.6	53.1	55.5	52.5	53.6	51.6	54.9	57.4	#DIV/0!	#DIV/0!
St. Dev.	10.0	#DIV/0!	11.8	8.1	9.8	9.0	11.2	6.8	12.4	7.3	#DIV/0!	#DIV/0!
85th percentile	63.9	#NUM!	64.7	61.6	64.0	59.7	63.4	57.9	58.4	64.1	#NUM!	#NUM!
Min	32.9	0.0	32.9	40.2	45.1	36.2	32.9	45.1	41.0	49.1	0.0	0.0
Max	86.3	0.0	86.3	70.2	76.6	66.9	79.9	66.1	82.3	67.7	0.0	0.0
Range	53.4	0.0	53.4	29.9	31.6	30.7	46.9	21.0	41.3	18.6	0.0	0.0

Vehicle Speed (+75 FT Vehicles)	Hour											
	Total	20:00-21:00	21:00-22:00	22:00-23:00	23:00-00:00	00:00-01:00	01:00-02:00	02:00-03:00	03:00-04:00	04:00-05:00	05:00-06:00	06:00-07:00
MPH												
< 10	0.0%	#DIV/0!	0.0%	0.0%	0.0%	0.0%	0.0%	0.0%	0.0%	0.0%	#DIV/0!	#DIV/0!
10-14	0.0%	#DIV/0!	0.0%	0.0%	0.0%	0.0%	0.0%	0.0%	0.0%	0.0%	#DIV/0!	#DIV/0!
15-19	0.0%	#DIV/0!	0.0%	0.0%	0.0%	0.0%	0.0%	0.0%	0.0%	0.0%	#DIV/0!	#DIV/0!
20-24	0.0%	#DIV/0!	0.0%	0.0%	0.0%	0.0%	0.0%	0.0%	0.0%	0.0%	#DIV/0!	#DIV/0!
25-29	0.7%	#DIV/0!	0.0%	0.0%	0.0%	4.2%	0.0%	0.0%	0.0%	0.0%	#DIV/0!	#DIV/0!
30-34	0.0%	#DIV/0!	0.0%	0.0%	0.0%	0.0%	0.0%	0.0%	0.0%	0.0%	#DIV/0!	#DIV/0!
35-39	0.0%	#DIV/0!	0.0%	0.0%	0.0%	0.0%	0.0%	0.0%	0.0%	0.0%	#DIV/0!	#DIV/0!
40-44	2.1%	#DIV/0!	0.0%	0.0%	0.0%	4.2%	0.0%	6.3%	0.0%	8.3%	#DIV/0!	#DIV/0!
45-49	11.0%	#DIV/0!	8.7%	11.5%	5.0%	16.7%	18.2%	6.3%	7.1%	16.7%	#DIV/0!	#DIV/0!
50-54	24.0%	#DIV/0!	34.8%	23.1%	10.0%	29.2%	36.4%	25.0%	21.4%	8.3%	#DIV/0!	#DIV/0!
55-59	28.8%	#DIV/0!	30.4%	42.3%	35.0%	16.7%	18.2%	25.0%	21.4%	33.3%	#DIV/0!	#DIV/0!
60-64	14.4%	#DIV/0!	8.7%	11.5%	30.0%	12.5%	0.0%	6.3%	28.6%	16.7%	#DIV/0!	#DIV/0!
65-69	10.3%	#DIV/0!	4.3%	0.0%	15.0%	12.5%	18.2%	18.8%	21.4%	0.0%	#DIV/0!	#DIV/0!
70-74	5.5%	#DIV/0!	8.7%	7.7%	0.0%	4.2%	0.0%	6.3%	0.0%	16.7%	#DIV/0!	#DIV/0!
>=75	3.4%	#DIV/0!	4.3%	3.8%	5.0%	0.0%	9.1%	6.3%	0.0%	0.0%	#DIV/0!	#DIV/0!
Total # of vehicle	146	0	23	26	20	24	11	16	14	12	0	0
Average speed	58.1	#DIV/0!	58.3	57.7	60.8	55.3	58.2	58.2	59.2	58.0	#DIV/0!	#DIV/0!
St. Dev.	8.0	#DIV/0!	8.5	6.7	6.7	9.4	10.1	8.2	5.7	9.2	#DIV/0!	#DIV/0!
85th percentile	66.1	#NUM!	67.1	62.1	66.5	64.9	66.9	66.8	65.3	66.8	#NUM!	#NUM!
Min	28.1	0.0	48.3	49.1	45.9	28.1	49.1	40.2	49.1	41.0	0.0	0.0
Max	82.3	0.0	80.7	75.0	76.6	73.4	82.3	74.2	68.5	72.6	0.0	0.0
Range	54.2	0.0	32.4	25.9	30.7	45.3	33.2	34.0	19.4	31.6	0.0	0.0

Day 8 Beginning of Taper

Vehicle Speed (all vehicles)	Hour											
	Total	20:00-21:00	21:00-22:00	22:00-23:00	23:00-00:00	00:00-01:00	01:00-02:00	02:00-03:00	03:00-04:00	04:00-05:00	05:00-06:00	06:00-07:00
MPH												
< 10	0.0%	#DIV/0!	0.0%	0.0%	0.0%	0.0%	0.0%	0.0%	0.0%	0.0%	#DIV/0!	#DIV/0!
10-14	0.0%	#DIV/0!	0.0%	0.0%	0.0%	0.0%	0.0%	0.0%	0.0%	0.0%	#DIV/0!	#DIV/0!
15-19	0.0%	#DIV/0!	0.0%	0.0%	0.0%	0.0%	0.0%	0.0%	0.0%	0.0%	#DIV/0!	#DIV/0!
20-24	0.0%	#DIV/0!	0.0%	0.0%	0.0%	0.0%	0.0%	0.0%	0.0%	0.0%	#DIV/0!	#DIV/0!
25-29	0.2%	#DIV/0!	0.0%	0.0%	0.0%	0.9%	0.0%	0.0%	0.8%	0.8%	#DIV/0!	#DIV/0!
30-34	0.5%	#DIV/0!	0.4%	0.0%	1.8%	0.0%	0.0%	1.4%	0.0%	0.8%	#DIV/0!	#DIV/0!
35-39	2.0%	#DIV/0!	1.8%	2.5%	2.1%	1.4%	0.7%	3.6%	2.4%	1.6%	#DIV/0!	#DIV/0!
40-44	6.0%	#DIV/0!	8.2%	7.8%	7.4%	5.6%	4.1%	4.3%	7.2%	5.6%	#DIV/0!	#DIV/0!
45-49	18.6%	#DIV/0!	21.2%	16.7%	19.1%	17.4%	17.6%	16.5%	17.6%	21.0%	#DIV/0!	#DIV/0!
50-54	25.8%	#DIV/0!	26.9%	23.0%	26.9%	21.6%	33.1%	28.8%	26.4%	22.6%	#DIV/0!	#DIV/0!
55-59	19.2%	#DIV/0!	20.0%	21.5%	16.6%	20.2%	16.9%	17.3%	20.0%	16.9%	#DIV/0!	#DIV/0!
60-64	12.0%	#DIV/0!	10.5%	11.1%	13.4%	14.6%	10.1%	13.7%	10.4%	15.3%	#DIV/0!	#DIV/0!
65-69	8.5%	#DIV/0!	7.3%	9.3%	8.1%	10.3%	10.1%	7.2%	6.4%	9.7%	#DIV/0!	#DIV/0!
70-74	3.0%	#DIV/0!	2.4%	4.0%	1.8%	2.8%	2.0%	3.6%	6.4%	1.6%	#DIV/0!	#DIV/0!
>=75	3.2%	#DIV/0!	1.1%	4.0%	2.8%	5.2%	5.4%	3.6%	2.4%	4.0%	#DIV/0!	#DIV/0!
Total # of vehicles	1877	0	449	396	283	213	148	139	125	124	0	0
Average speed	55.2	#DIV/0!	54.2	55.8	54.4	56.7	56.0	55.4	55.1	55.4	#DIV/0!	#DIV/0!
St. Dev.	8.9	#DIV/0!	7.8	9.1	8.9	9.8	8.5	9.3	9.4	9.0	#DIV/0!	#DIV/0!
85th percentile	64.5	#NUM!	62.6	66.3	63.6	67.2	65.6	64.5	65.2	64.5	#NUM!	#NUM!
Min	25.3	0.0	30.6	35.1	31.5	28.0	38.5	31.5	25.3	25.3	0.0	0.0
Max	85.9	0.0	76.1	85.9	82.3	85.9	83.2	85.0	80.6	81.4	0.0	0.0
Range	60.6	0.0	45.5	50.8	50.8	57.9	44.8	53.5	55.3	56.2	0.0	0.0

Vehicle Speed (0-25 FT Vehicles)	Hour											
	Total	20:00-21:00	21:00-22:00	22:00-23:00	23:00-00:00	00:00-01:00	01:00-02:00	02:00-03:00	03:00-04:00	04:00-05:00	05:00-06:00	06:00-07:00
MPH												
< 10	0.0%	#DIV/0!	0.0%	0.0%	0.0%	0.0%	0.0%	0.0%	0.0%	0.0%	#DIV/0!	#DIV/0!
10-14	0.0%	#DIV/0!	0.0%	0.0%	0.0%	0.0%	0.0%	0.0%	0.0%	0.0%	#DIV/0!	#DIV/0!
15-19	0.0%	#DIV/0!	0.0%	0.0%	0.0%	0.0%	0.0%	0.0%	0.0%	0.0%	#DIV/0!	#DIV/0!
20-24	0.0%	#DIV/0!	0.0%	0.0%	0.0%	0.0%	0.0%	0.0%	0.0%	0.0%	#DIV/0!	#DIV/0!
25-29	0.2%	#DIV/0!	0.0%	0.0%	0.0%	0.0%	0.0%	0.0%	1.4%	1.2%	#DIV/0!	#DIV/0!
30-34	0.8%	#DIV/0!	0.6%	0.0%	2.5%	0.0%	0.0%	2.2%	0.0%	1.2%	#DIV/0!	#DIV/0!
35-39	2.0%	#DIV/0!	1.7%	2.3%	2.0%	1.6%	1.1%	4.4%	1.4%	1.2%	#DIV/0!	#DIV/0!
40-44	5.5%	#DIV/0!	6.4%	5.0%	7.5%	4.7%	2.3%	3.3%	5.6%	4.8%	#DIV/0!	#DIV/0!
45-49	15.2%	#DIV/0!	17.8%	14.4%	14.1%	13.3%	10.2%	12.1%	13.9%	21.7%	#DIV/0!	#DIV/0!
50-54	24.1%	#DIV/0!	28.1%	20.8%	24.6%	21.1%	31.8%	18.7%	25.0%	19.3%	#DIV/0!	#DIV/0!
55-59	21.8%	#DIV/0!	23.1%	24.2%	17.1%	20.3%	21.6%	20.9%	23.6%	20.5%	#DIV/0!	#DIV/0!
60-64	13.6%	#DIV/0!	10.6%	13.1%	16.6%	19.5%	9.1%	18.7%	9.7%	15.7%	#DIV/0!	#DIV/0!
65-69	10.4%	#DIV/0!	8.1%	11.1%	10.6%	12.5%	14.8%	11.0%	6.9%	12.0%	#DIV/0!	#DIV/0!
70-74	3.5%	#DIV/0!	2.5%	4.7%	1.5%	4.7%	2.3%	5.5%	9.7%	0.0%	#DIV/0!	#DIV/0!
>=75	3.1%	#DIV/0!	1.4%	4.4%	3.5%	2.3%	6.8%	3.3%	2.8%	2.4%	#DIV/0!	#DIV/0!
Total # of vehicles	1319	0	360	298	199	128	88	91	72	83	0	0
Average speed	56.1	#DIV/0!	54.8	57.1	55.4	57.6	57.6	56.9	56.3	55.4	#DIV/0!	#DIV/0!
St. Dev.	8.8	#DIV/0!	7.8	9.1	9.3	8.5	8.4	9.8	9.9	9.0	#DIV/0!	#DIV/0!
85th percentile	65.4	#NUM!	62.7	67.2	64.9	67.2	67.4	66.9	68.1	64.5	#NUM!	#NUM!
Min	25.3	0.0	30.6	35.1	31.5	36.6	38.5	31.5	25.3	25.3	0.0	0.0
Max	85.9	0.0	76.1	85.9	81.4	79.7	78.8	83.2	80.6	81.4	0.0	0.0
Range	60.6	0.0	45.5	50.8	49.9	43.1	40.3	51.7	55.3	56.2	0.0	0.0

		Hour										
Vehicle Speed (25-50 FT Vehicles)	Total	20:00-21:00	21:00-22:00	22:00-23:00	23:00-00:00	00:00-01:00	01:00-02:00	02:00-03:00	03:00-04:00	04:00-05:00	05:00-06:00	06:00-07:00
		MPH										
< 10	0.0%	#DIV/0!	0.0%	0.0%	0.0%	0.0%	0.0%	0.0%	0.0%	0.0%	#DIV/0!	#DIV/0!
10-14	0.0%	#DIV/0!	0.0%	0.0%	0.0%	0.0%	0.0%	0.0%	0.0%	0.0%	#DIV/0!	#DIV/0!
15-19	0.0%	#DIV/0!	0.0%	0.0%	0.0%	0.0%	0.0%	0.0%	0.0%	0.0%	#DIV/0!	#DIV/0!
20-24	0.0%	#DIV/0!	0.0%	0.0%	0.0%	0.0%	0.0%	0.0%	0.0%	0.0%	#DIV/0!	#DIV/0!
25-29	0.3%	#DIV/0!	0.0%	0.0%	0.0%	1.8%	0.0%	0.0%	0.0%	0.0%	#DIV/0!	#DIV/0!
30-34	0.0%	#DIV/0!	0.0%	0.0%	0.0%	0.0%	0.0%	0.0%	0.0%	0.0%	#DIV/0!	#DIV/0!
35-39	2.4%	#DIV/0!	1.8%	5.2%	3.6%	0.0%	0.0%	4.2%	0.0%	4.0%	#DIV/0!	#DIV/0!
40-44	9.3%	#DIV/0!	16.4%	15.5%	9.1%	7.3%	2.9%	4.2%	0.0%	8.0%	#DIV/0!	#DIV/0!
45-49	24.5%	#DIV/0!	38.2%	19.0%	29.1%	18.2%	28.6%	16.7%	21.4%	16.0%	#DIV/0!	#DIV/0!
50-54	31.3%	#DIV/0!	16.4%	36.2%	29.1%	18.2%	37.1%	58.3%	35.7%	48.0%	#DIV/0!	#DIV/0!
55-59	12.8%	#DIV/0!	9.1%	12.1%	14.5%	25.5%	11.4%	8.3%	7.1%	4.0%	#DIV/0!	#DIV/0!
60-64	7.8%	#DIV/0!	9.1%	3.4%	5.5%	9.1%	8.6%	4.2%	21.4%	4.0%	#DIV/0!	#DIV/0!
65-69	5.1%	#DIV/0!	5.5%	3.4%	3.6%	7.3%	5.7%	0.0%	7.1%	8.0%	#DIV/0!	#DIV/0!
70-74	2.4%	#DIV/0!	3.6%	1.7%	3.6%	0.0%	2.9%	0.0%	3.6%	4.0%	#DIV/0!	#DIV/0!
>=75	4.2%	#DIV/0!	0.0%	3.4%	1.8%	12.7%	2.9%	4.2%	3.6%	4.0%	#DIV/0!	#DIV/0!
Total # of vehicle	335	0	55	58	55	55	35	24	28	25	0	0
Average speed	53.7	#DIV/0!	51.7	52.1	52.3	57.3	54.3	52.5	56.7	53.8	#DIV/0!	#DIV/0!
St. Dev.	9.2	#DIV/0!	8.4	8.5	8.6	11.7	8.6	7.0	8.0	8.7	#DIV/0!	#DIV/0!
85th percentile	61.8	#NUM!	62.6	58.7	59.0	68.0	61.7	55.7	64.5	62.6	#NUM!	#NUM!
Min	28.0	0.0	36.9	38.7	37.8	28.0	44.0	37.8	45.8	36.9	0.0	0.0
Max	85.9	0.0	73.4	78.8	82.3	85.9	83.2	77.0	77.0	75.2	0.0	0.0
Range	57.9	0.0	36.5	40.1	44.6	57.9	39.2	39.2	31.2	38.3	0.0	0.0

		Hour										
Vehicle Speed (50-75 FT Vehicles)	Total	20:00-21:00	21:00-22:00	22:00-23:00	23:00-00:00	00:00-01:00	01:00-02:00	02:00-03:00	03:00-04:00	04:00-05:00	05:00-06:00	06:00-07:00
		MPH										
< 10	0.0%	#DIV/0!	0.0%	0.0%	0.0%	0.0%	0.0%	0.0%	0.0%	0.0%	#DIV/0!	#DIV/0!
10-14	0.0%	#DIV/0!	0.0%	0.0%	0.0%	0.0%	0.0%	0.0%	0.0%	0.0%	#DIV/0!	#DIV/0!
15-19	0.0%	#DIV/0!	0.0%	0.0%	0.0%	0.0%	0.0%	0.0%	0.0%	0.0%	#DIV/0!	#DIV/0!
20-24	0.0%	#DIV/0!	0.0%	0.0%	0.0%	0.0%	0.0%	0.0%	0.0%	0.0%	#DIV/0!	#DIV/0!
25-29	0.8%	#DIV/0!	0.0%	0.0%	0.0%	5.3%	0.0%	0.0%	0.0%	0.0%	#DIV/0!	#DIV/0!
30-34	0.0%	#DIV/0!	0.0%	0.0%	0.0%	0.0%	0.0%	0.0%	0.0%	0.0%	#DIV/0!	#DIV/0!
35-39	1.5%	#DIV/0!	0.0%	0.0%	0.0%	5.3%	0.0%	0.0%	7.1%	0.0%	#DIV/0!	#DIV/0!
40-44	12.1%	#DIV/0!	15.8%	24.0%	0.0%	10.5%	12.5%	0.0%	21.4%	0.0%	#DIV/0!	#DIV/0!
45-49	31.8%	#DIV/0!	36.8%	24.0%	56.3%	26.3%	31.3%	33.3%	28.6%	12.5%	#DIV/0!	#DIV/0!
50-54	31.8%	#DIV/0!	36.8%	20.0%	31.3%	47.4%	31.3%	46.7%	28.6%	0.0%	#DIV/0!	#DIV/0!
55-59	8.3%	#DIV/0!	5.3%	12.0%	6.3%	0.0%	6.3%	6.7%	14.3%	25.0%	#DIV/0!	#DIV/0!
60-64	8.3%	#DIV/0!	5.3%	12.0%	6.3%	0.0%	18.8%	6.7%	0.0%	25.0%	#DIV/0!	#DIV/0!
65-69	2.3%	#DIV/0!	0.0%	8.0%	0.0%	5.3%	0.0%	0.0%	0.0%	0.0%	#DIV/0!	#DIV/0!
70-74	0.8%	#DIV/0!	0.0%	0.0%	0.0%	0.0%	0.0%	0.0%	0.0%	12.5%	#DIV/0!	#DIV/0!
>=75	2.3%	#DIV/0!	0.0%	0.0%	0.0%	0.0%	0.0%	6.7%	0.0%	25.0%	#DIV/0!	#DIV/0!
Total # of vehicle	132	0	19	25	16	19	16	15	14	8	0	0
Average speed	51.4	#DIV/0!	50.3	51.6	50.5	48.9	51.7	54.1	48.5	62.3	#DIV/0!	#DIV/0!
St. Dev.	7.5	#DIV/0!	4.4	8.3	4.2	7.5	6.0	9.4	6.2	9.9	#DIV/0!	#DIV/0!
85th percentile	57.8	#NUM!	53.5	62.7	54.3	54.7	59.2	58.6	52.3	74.5	#NUM!	#NUM!
Min	29.7	0.0	42.2	41.3	45.8	29.7	42.2	45.8	36.0	48.5	0.0	0.0
Max	85.0	0.0	60.1	69.9	61.8	66.3	62.7	85.0	59.2	76.1	0.0	0.0
Range	55.3	0.0	17.8	28.5	16.0	36.5	20.5	39.2	23.2	27.6	0.0	0.0

Vehicle Speed (+75 FT Vehicles)	Hour											
	Total	20:00-21:00	21:00-22:00	22:00-23:00	23:00-00:00	00:00-01:00	01:00-02:00	02:00-03:00	03:00-04:00	04:00-05:00	05:00-06:00	06:00-07:00
MPH												
< 10	0.0%	#DIV/0!	0.0%	0.0%	0.0%	0.0%	0.0%	0.0%	0.0%	0.0%	#DIV/0!	#DIV/0!
10-14	0.0%	#DIV/0!	0.0%	0.0%	0.0%	0.0%	0.0%	0.0%	0.0%	0.0%	#DIV/0!	#DIV/0!
15-19	0.0%	#DIV/0!	0.0%	0.0%	0.0%	0.0%	0.0%	0.0%	0.0%	0.0%	#DIV/0!	#DIV/0!
20-24	0.0%	#DIV/0!	0.0%	0.0%	0.0%	0.0%	0.0%	0.0%	0.0%	0.0%	#DIV/0!	#DIV/0!
25-29	0.0%	#DIV/0!	0.0%	0.0%	0.0%	0.0%	0.0%	0.0%	0.0%	0.0%	#DIV/0!	#DIV/0!
30-34	0.0%	#DIV/0!	0.0%	0.0%	0.0%	0.0%	0.0%	0.0%	0.0%	0.0%	#DIV/0!	#DIV/0!
35-39	2.2%	#DIV/0!	6.7%	0.0%	0.0%	0.0%	0.0%	0.0%	9.1%	0.0%	#DIV/0!	#DIV/0!
40-44	11.0%	#DIV/0!	13.3%	6.7%	7.7%	0.0%	11.1%	22.2%	18.2%	12.5%	#DIV/0!	#DIV/0!
45-49	27.5%	#DIV/0!	20.0%	40.0%	7.7%	45.5%	22.2%	33.3%	18.2%	37.5%	#DIV/0!	#DIV/0!
50-54	20.9%	#DIV/0!	26.7%	20.0%	46.2%	0.0%	33.3%	22.2%	9.1%	0.0%	#DIV/0!	#DIV/0!
55-59	20.9%	#DIV/0!	6.7%	20.0%	30.8%	27.3%	11.1%	22.2%	36.4%	12.5%	#DIV/0!	#DIV/0!
60-64	9.9%	#DIV/0!	20.0%	0.0%	7.7%	9.1%	11.1%	0.0%	0.0%	37.5%	#DIV/0!	#DIV/0!
65-69	3.3%	#DIV/0!	6.7%	0.0%	0.0%	9.1%	0.0%	0.0%	9.1%	0.0%	#DIV/0!	#DIV/0!
70-74	1.1%	#DIV/0!	0.0%	6.7%	0.0%	0.0%	0.0%	0.0%	0.0%	0.0%	#DIV/0!	#DIV/0!
>=75	3.3%	#DIV/0!	0.0%	6.7%	0.0%	9.1%	11.1%	0.0%	0.0%	0.0%	#DIV/0!	#DIV/0!
Total # of vehicle	91	0	15	15	13	11	9	9	11	8	0	0
Average speed	53.2	#DIV/0!	52.7	51.8	53.4	56.9	54.9	50.5	51.5	54.0	#DIV/0!	#DIV/0!
St. Dev.	7.8	#DIV/0!	7.9	7.8	4.4	11.4	9.4	5.0	8.5	6.9	#DIV/0!	#DIV/0!
85th percentile	60.0	#NUM!	60.9	55.6	56.7	64.7	59.7	56.5	58.3	60.9	#NUM!	#NUM!
Min	38.7	0.0	38.7	40.4	43.1	47.6	44.0	44.9	38.7	44.9	0.0	0.0
Max	85.0	0.0	66.3	74.3	60.1	85.0	75.9	58.3	66.3	61.8	0.0	0.0
Range	46.4	0.0	27.6	33.9	16.9	37.4	31.9	13.4	27.6	16.9	0.0	0.0

Day 8 End of Taper

Vehicle Speed (all vehicles)	Hour											
	Total	20:00-21:00	21:00-22:00	22:00-23:00	23:00-00:00	00:00-01:00	01:00-02:00	02:00-03:00	03:00-04:00	04:00-05:00	05:00-06:00	06:00-07:00
MPH												
< 10	0.0%	#DIV/0!	0.0%	0.0%	0.0%	0.0%	0.0%	0.0%	0.0%	0.0%	#DIV/0!	#DIV/0!
10-14	0.0%	#DIV/0!	0.0%	0.0%	0.0%	0.0%	0.0%	0.0%	0.0%	0.0%	#DIV/0!	#DIV/0!
15-19	0.0%	#DIV/0!	0.0%	0.0%	0.0%	0.0%	0.0%	0.0%	0.0%	0.0%	#DIV/0!	#DIV/0!
20-24	0.0%	#DIV/0!	0.0%	0.0%	0.3%	0.0%	0.0%	0.0%	0.0%	0.0%	#DIV/0!	#DIV/0!
25-29	0.1%	#DIV/0!	0.2%	0.0%	0.0%	0.4%	0.0%	0.0%	0.0%	0.7%	#DIV/0!	#DIV/0!
30-34	0.6%	#DIV/0!	0.2%	0.5%	0.7%	0.9%	0.7%	2.6%	0.7%	0.0%	#DIV/0!	#DIV/0!
35-39	1.6%	#DIV/0!	1.6%	1.2%	1.4%	2.2%	2.7%	2.0%	2.2%	0.7%	#DIV/0!	#DIV/0!
40-44	7.7%	#DIV/0!	9.9%	7.5%	4.8%	6.7%	5.3%	9.2%	9.4%	7.3%	#DIV/0!	#DIV/0!
45-49	23.3%	#DIV/0!	27.8%	23.4%	26.1%	17.3%	21.3%	17.1%	22.5%	20.4%	#DIV/0!	#DIV/0!
50-54	27.3%	#DIV/0!	28.0%	29.9%	23.7%	27.1%	25.3%	28.3%	26.8%	26.3%	#DIV/0!	#DIV/0!
55-59	17.3%	#DIV/0!	18.8%	15.2%	19.2%	17.3%	20.0%	13.2%	14.5%	19.0%	#DIV/0!	#DIV/0!
60-64	11.1%	#DIV/0!	6.9%	10.1%	13.1%	16.4%	9.3%	13.2%	10.1%	17.5%	#DIV/0!	#DIV/0!
65-69	5.5%	#DIV/0!	3.0%	7.2%	5.2%	6.2%	8.7%	6.6%	5.8%	4.4%	#DIV/0!	#DIV/0!
70-74	3.0%	#DIV/0!	1.4%	3.1%	2.1%	2.7%	4.0%	6.6%	5.8%	2.9%	#DIV/0!	#DIV/0!
>=75	2.2%	#DIV/0!	2.2%	1.9%	3.4%	2.7%	2.7%	1.3%	2.2%	0.7%	#DIV/0!	#DIV/0!
Total # of vehicles	2004	0	496	415	291	225	150	152	138	137	0	0
Average speed	53.6	#DIV/0!	52.3	53.9	54.0	54.6	54.4	53.8	53.8	53.9	#DIV/0!	#DIV/0!
St. Dev.	8.5	#DIV/0!	7.8	8.3	8.6	9.3	8.7	9.5	9.0	8.0	#DIV/0!	#DIV/0!
85th percentile	62.0	#NUM!	59.0	63.0	62.0	63.0	64.7	64.0	63.0	62.0	#NUM!	#NUM!
Min	21.0	0.0	29.0	30.0	21.0	27.0	34.0	30.0	31.0	26.0	0.0	0.0
Max	86.0	0.0	85.0	84.0	78.0	86.0	76.0	84.0	78.0	75.0	0.0	0.0
Range	65.0	0.0	56.0	54.0	57.0	59.0	42.0	54.0	47.0	49.0	0.0	0.0

Vehicle Speed (0-25 FT Vehicles)	Hour											
	Total	20:00-21:00	21:00-22:00	22:00-23:00	23:00-00:00	00:00-01:00	01:00-02:00	02:00-03:00	03:00-04:00	04:00-05:00	05:00-06:00	06:00-07:00
MPH												
< 10	0.0%	#DIV/0!	0.0%	0.0%	0.0%	0.0%	0.0%	0.0%	0.0%	0.0%	#DIV/0!	#DIV/0!
10-14	0.0%	#DIV/0!	0.0%	0.0%	0.0%	0.0%	0.0%	0.0%	0.0%	0.0%	#DIV/0!	#DIV/0!
15-19	0.0%	#DIV/0!	0.0%	0.0%	0.0%	0.0%	0.0%	0.0%	0.0%	0.0%	#DIV/0!	#DIV/0!
20-24	0.1%	#DIV/0!	0.0%	0.0%	0.5%	0.0%	0.0%	0.0%	0.0%	0.0%	#DIV/0!	#DIV/0!
25-29	0.1%	#DIV/0!	0.2%	0.0%	0.0%	0.0%	0.0%	0.0%	0.0%	1.1%	#DIV/0!	#DIV/0!
30-34	0.7%	#DIV/0!	0.2%	0.6%	0.9%	1.4%	1.0%	2.0%	1.1%	0.0%	#DIV/0!	#DIV/0!
35-39	1.3%	#DIV/0!	1.2%	0.9%	1.4%	1.4%	1.0%	2.0%	2.2%	1.1%	#DIV/0!	#DIV/0!
40-44	5.6%	#DIV/0!	7.4%	5.8%	3.7%	3.4%	2.0%	5.9%	7.9%	5.4%	#DIV/0!	#DIV/0!
45-49	18.4%	#DIV/0!	25.1%	18.6%	18.1%	12.4%	11.2%	14.7%	11.2%	16.1%	#DIV/0!	#DIV/0!
50-54	28.0%	#DIV/0!	29.8%	32.0%	22.8%	24.1%	28.6%	25.5%	31.5%	22.6%	#DIV/0!	#DIV/0!
55-59	19.2%	#DIV/0!	20.4%	16.5%	22.3%	20.7%	22.4%	14.7%	16.9%	17.2%	#DIV/0!	#DIV/0!
60-64	13.5%	#DIV/0!	7.9%	11.6%	16.7%	20.0%	13.3%	15.7%	12.4%	25.8%	#DIV/0!	#DIV/0!
65-69	7.0%	#DIV/0!	3.7%	7.9%	6.5%	9.7%	13.3%	8.8%	7.9%	5.4%	#DIV/0!	#DIV/0!
70-74	3.7%	#DIV/0!	1.7%	4.0%	2.8%	3.4%	4.1%	9.8%	6.7%	4.3%	#DIV/0!	#DIV/0!
>=75	2.5%	#DIV/0!	2.2%	2.1%	4.2%	3.4%	3.1%	1.0%	2.2%	1.1%	#DIV/0!	#DIV/0!
Total # of vehicles	1476	0	406	328	215	145	98	102	89	93	0	0
Average speed	54.8	#DIV/0!	53.0	54.9	55.5	56.6	56.5	55.5	55.2	55.5	#DIV/0!	#DIV/0!
St. Dev.	8.6	#DIV/0!	7.8	8.3	8.9	9.4	8.4	9.5	9.0	8.6	#DIV/0!	#DIV/0!
85th percentile	63.8	#NUM!	60.0	64.0	63.9	65.0	66.0	65.0	65.0	63.2	#NUM!	#NUM!
Min	21.0	0.0	29.0	30.0	21.0	30.0	34.0	30.0	31.0	26.0	0.0	0.0
Max	86.0	0.0	81.0	84.0	78.0	86.0	76.0	78.0	78.0	75.0	0.0	0.0
Range	65.0	0.0	52.0	54.0	57.0	56.0	42.0	48.0	47.0	49.0	0.0	0.0

Vehicle Speed (25-50 FT Vehicles)	Hour											
	Total	20:00-21:00	21:00-22:00	22:00-23:00	23:00-00:00	00:00-01:00	01:00-02:00	02:00-03:00	03:00-04:00	04:00-05:00	05:00-06:00	06:00-07:00
MPH												
< 10	0.0%	#DIV/0!	0.0%	0.0%	0.0%	0.0%	0.0%	0.0%	0.0%	0.0%	#DIV/0!	#DIV/0!
10-14	0.0%	#DIV/0!	0.0%	0.0%	0.0%	0.0%	0.0%	0.0%	0.0%	0.0%	#DIV/0!	#DIV/0!
15-19	0.0%	#DIV/0!	0.0%	0.0%	0.0%	0.0%	0.0%	0.0%	0.0%	0.0%	#DIV/0!	#DIV/0!
20-24	0.0%	#DIV/0!	0.0%	0.0%	0.0%	0.0%	0.0%	0.0%	0.0%	0.0%	#DIV/0!	#DIV/0!
25-29	0.0%	#DIV/0!	0.0%	0.0%	0.0%	0.0%	0.0%	0.0%	0.0%	0.0%	#DIV/0!	#DIV/0!
30-34	0.3%	#DIV/0!	0.0%	0.0%	0.0%	0.0%	0.0%	3.1%	0.0%	0.0%	#DIV/0!	#DIV/0!
35-39	1.5%	#DIV/0!	0.0%	2.0%	1.8%	4.0%	3.4%	0.0%	0.0%	0.0%	#DIV/0!	#DIV/0!
40-44	11.9%	#DIV/0!	24.6%	8.0%	9.1%	12.0%	10.3%	12.5%	0.0%	10.3%	#DIV/0!	#DIV/0!
45-49	38.3%	#DIV/0!	40.4%	38.0%	52.7%	22.0%	41.4%	28.1%	55.6%	27.6%	#DIV/0!	#DIV/0!
50-54	26.7%	#DIV/0!	21.1%	28.0%	20.0%	40.0%	17.2%	34.4%	18.5%	34.5%	#DIV/0!	#DIV/0!
55-59	12.2%	#DIV/0!	10.5%	12.0%	9.1%	10.0%	20.7%	9.4%	7.4%	24.1%	#DIV/0!	#DIV/0!
60-64	4.9%	#DIV/0!	1.8%	6.0%	3.6%	8.0%	3.4%	9.4%	7.4%	0.0%	#DIV/0!	#DIV/0!
65-69	2.1%	#DIV/0!	0.0%	6.0%	1.8%	0.0%	0.0%	3.1%	3.7%	3.4%	#DIV/0!	#DIV/0!
70-74	0.9%	#DIV/0!	0.0%	0.0%	0.0%	2.0%	3.4%	0.0%	3.7%	0.0%	#DIV/0!	#DIV/0!
>=75	1.2%	#DIV/0!	1.8%	0.0%	1.8%	2.0%	0.0%	0.0%	3.7%	0.0%	#DIV/0!	#DIV/0!
Total # of vehicle	329	0	57	50	55	50	29	32	27	29	0	0
Average speed	50.6	#DIV/0!	49.0	51.3	49.7	51.7	50.4	50.5	52.7	50.8	#DIV/0!	#DIV/0!
St. Dev.	6.9	#DIV/0!	6.2	6.5	6.8	7.9	6.6	6.8	8.5	5.4	#DIV/0!	#DIV/0!
85th percentile	56.0	#NUM!	53.0	57.3	54.9	57.3	55.8	56.4	63.1	55.8	#NUM!	#NUM!
Min	30.0	0.0	40.0	39.0	36.0	36.0	38.0	30.0	45.0	41.0	0.0	0.0
Max	83.0	0.0	78.0	68.0	78.0	83.0	72.0	66.0	75.0	66.0	0.0	0.0
Range	53.0	0.0	38.0	29.0	42.0	47.0	34.0	36.0	30.0	25.0	0.0	0.0

Vehicle Speed (50-75 FT Vehicles)	Hour											
	Total	20:00-21:00	21:00-22:00	22:00-23:00	23:00-00:00	00:00-01:00	01:00-02:00	02:00-03:00	03:00-04:00	04:00-05:00	05:00-06:00	06:00-07:00
MPH												
< 10	0.0%	#DIV/0!	0.0%	0.0%	0.0%	0.0%	0.0%	0.0%	0.0%	0.0%	#DIV/0!	#DIV/0!
10-14	0.0%	#DIV/0!	0.0%	0.0%	0.0%	0.0%	0.0%	0.0%	0.0%	0.0%	#DIV/0!	#DIV/0!
15-19	0.0%	#DIV/0!	0.0%	0.0%	0.0%	0.0%	0.0%	0.0%	0.0%	0.0%	#DIV/0!	#DIV/0!
20-24	0.0%	#DIV/0!	0.0%	0.0%	0.0%	0.0%	0.0%	0.0%	0.0%	0.0%	#DIV/0!	#DIV/0!
25-29	0.7%	#DIV/0!	0.0%	0.0%	0.0%	4.5%	0.0%	0.0%	0.0%	0.0%	#DIV/0!	#DIV/0!
30-34	0.7%	#DIV/0!	0.0%	0.0%	0.0%	0.0%	0.0%	9.1%	0.0%	0.0%	#DIV/0!	#DIV/0!
35-39	4.7%	#DIV/0!	4.5%	3.6%	0.0%	4.5%	10.5%	9.1%	6.3%	0.0%	#DIV/0!	#DIV/0!
40-44	17.4%	#DIV/0!	22.7%	17.9%	5.6%	18.2%	15.8%	27.3%	25.0%	7.7%	#DIV/0!	#DIV/0!
45-49	34.2%	#DIV/0!	31.8%	46.4%	33.3%	27.3%	42.1%	18.2%	31.3%	30.8%	#DIV/0!	#DIV/0!
50-54	23.5%	#DIV/0!	18.2%	14.3%	44.4%	22.7%	21.1%	18.2%	18.8%	38.5%	#DIV/0!	#DIV/0!
55-59	12.8%	#DIV/0!	18.2%	7.1%	16.7%	13.6%	5.3%	9.1%	12.5%	23.1%	#DIV/0!	#DIV/0!
60-64	2.7%	#DIV/0!	0.0%	3.6%	0.0%	9.1%	0.0%	9.1%	0.0%	0.0%	#DIV/0!	#DIV/0!
65-69	0.7%	#DIV/0!	0.0%	3.6%	0.0%	0.0%	0.0%	0.0%	0.0%	0.0%	#DIV/0!	#DIV/0!
70-74	1.3%	#DIV/0!	0.0%	0.0%	0.0%	0.0%	5.3%	0.0%	6.3%	0.0%	#DIV/0!	#DIV/0!
>=75	1.3%	#DIV/0!	4.5%	3.6%	0.0%	0.0%	0.0%	0.0%	0.0%	0.0%	#DIV/0!	#DIV/0!
Total # of vehicle	149	0	22	28	18	22	19	11	16	13	0	0
Average speed	49.2	#DIV/0!	49.8	49.0	50.8	48.8	48.5	46.6	49.4	50.5	#DIV/0!	#DIV/0!
St. Dev.	7.6	#DIV/0!	9.5	8.1	3.4	8.4	7.9	8.6	8.3	3.9	#DIV/0!	#DIV/0!
85th percentile	55.0	#NUM!	56.0	54.9	54.5	55.9	51.6	54.0	54.8	55.0	#NUM!	#NUM!
Min	27.0	0.0	37.0	38.0	44.0	27.0	38.0	32.0	38.0	44.0	0.0	0.0
Max	85.0	0.0	85.0	76.0	57.0	63.0	74.0	62.0	73.0	56.0	0.0	0.0
Range	58.0	0.0	48.0	38.0	13.0	36.0	36.0	30.0	35.0	12.0	0.0	0.0

Vehicle Speed (+75 FT Vehicles)	Hour											
	Total	20:00-21:00	21:00-22:00	22:00-23:00	23:00-00:00	00:00-01:00	01:00-02:00	02:00-03:00	03:00-04:00	04:00-05:00	05:00-06:00	06:00-07:00
MPH												
< 10	0.0%	#DIV/0!	0.0%	0.0%	0.0%	0.0%	0.0%	0.0%	0.0%	0.0%	#DIV/0!	#DIV/0!
10-14	0.0%	#DIV/0!	0.0%	0.0%	0.0%	0.0%	0.0%	0.0%	0.0%	0.0%	#DIV/0!	#DIV/0!
15-19	0.0%	#DIV/0!	0.0%	0.0%	0.0%	0.0%	0.0%	0.0%	0.0%	0.0%	#DIV/0!	#DIV/0!
20-24	0.0%	#DIV/0!	0.0%	0.0%	0.0%	0.0%	0.0%	0.0%	0.0%	0.0%	#DIV/0!	#DIV/0!
25-29	0.0%	#DIV/0!	0.0%	0.0%	0.0%	0.0%	0.0%	0.0%	0.0%	0.0%	#DIV/0!	#DIV/0!
30-34	0.0%	#DIV/0!	0.0%	0.0%	0.0%	0.0%	0.0%	0.0%	0.0%	0.0%	#DIV/0!	#DIV/0!
35-39	4.0%	#DIV/0!	18.2%	0.0%	0.0%	0.0%	0.0%	0.0%	0.0%	0.0%	#DIV/0!	#DIV/0!
40-44	14.0%	#DIV/0!	0.0%	33.3%	0.0%	0.0%	0.0%	14.3%	33.3%	50.0%	#DIV/0!	#DIV/0!
45-49	38.0%	#DIV/0!	54.5%	44.4%	66.7%	50.0%	25.0%	0.0%	16.7%	50.0%	#DIV/0!	#DIV/0!
50-54	22.0%	#DIV/0!	18.2%	11.1%	33.3%	12.5%	25.0%	57.1%	16.7%	0.0%	#DIV/0!	#DIV/0!
55-59	10.0%	#DIV/0!	0.0%	11.1%	0.0%	12.5%	25.0%	14.3%	16.7%	0.0%	#DIV/0!	#DIV/0!
60-64	8.0%	#DIV/0!	9.1%	0.0%	0.0%	25.0%	0.0%	0.0%	16.7%	0.0%	#DIV/0!	#DIV/0!
65-69	0.0%	#DIV/0!	0.0%	0.0%	0.0%	0.0%	0.0%	0.0%	0.0%	0.0%	#DIV/0!	#DIV/0!
70-74	0.0%	#DIV/0!	0.0%	0.0%	0.0%	0.0%	0.0%	0.0%	0.0%	0.0%	#DIV/0!	#DIV/0!
>=75	4.0%	#DIV/0!	0.0%	0.0%	0.0%	0.0%	25.0%	14.3%	0.0%	0.0%	#DIV/0!	#DIV/0!
Total # of vehicle	50	0	11	9	3	8	4	7	6	2	0	0
Average speed	50.7	#DIV/0!	47.8	47.8	48.7	53.0	57.8	56.0	49.7	44.5	#DIV/0!	#DIV/0!
St. Dev.	8.5	#DIV/0!	6.7	4.3	1.5	7.4	12.6	13.0	8.1	3.5	#DIV/0!	#DIV/0!
85th percentile	56.7	#NUM!	51.0	52.2	49.7	62.7	67.0	59.7	57.8	46.3	#NUM!	#NUM!
Min	36.0	0.0	36.0	42.0	47.0	46.0	48.0	43.0	41.0	42.0	0.0	0.0
Max	84.0	0.0	62.0	55.0	50.0	64.0	76.0	84.0	60.0	47.0	0.0	0.0
Range	48.0	0.0	26.0	13.0	3.0	18.0	28.0	41.0	19.0	5.0	0.0	0.0



Day 8 1<sup>st</sup> WZ

Vehicle Speed (all vehicles)	Hour											
	Total	20:00-21:00	21:00-22:00	22:00-23:00	23:00-00:00	00:00-01:00	01:00-02:00	02:00-03:00	03:00-04:00	04:00-05:00	05:00-06:00	06:00-07:00
MPH												
< 10	0.1%	#DIV/0!	0.0%	0.4%	0.5%	0.0%	0.0%	0.0%	0.0%	0.0%	#DIV/0!	#DIV/0!
10-14	0.3%	#DIV/0!	0.6%	0.4%	0.5%	0.0%	0.0%	0.0%	0.0%	0.0%	#DIV/0!	#DIV/0!
15-19	1.5%	#DIV/0!	1.6%	2.9%	3.4%	1.0%	0.7%	0.0%	0.0%	0.0%	#DIV/0!	#DIV/0!
20-24	5.2%	#DIV/0!	6.3%	6.8%	12.6%	5.3%	0.7%	1.4%	0.8%	0.7%	#DIV/0!	#DIV/0!
25-29	8.7%	#DIV/0!	10.0%	12.5%	14.1%	13.5%	4.8%	0.7%	1.5%	1.5%	#DIV/0!	#DIV/0!
30-34	12.7%	#DIV/0!	15.0%	18.6%	17.5%	13.0%	7.6%	4.2%	9.2%	4.5%	#DIV/0!	#DIV/0!
35-39	18.7%	#DIV/0!	24.5%	21.8%	18.9%	17.4%	17.9%	16.2%	13.0%	9.0%	#DIV/0!	#DIV/0!
40-44	16.6%	#DIV/0!	21.0%	15.0%	14.1%	15.9%	17.9%	19.7%	16.0%	10.4%	#DIV/0!	#DIV/0!
45-49	13.9%	#DIV/0!	10.7%	11.8%	9.2%	13.0%	17.2%	17.6%	22.1%	19.4%	#DIV/0!	#DIV/0!
50-54	7.3%	#DIV/0!	1.9%	2.9%	3.9%	11.1%	11.0%	12.7%	9.9%	16.4%	#DIV/0!	#DIV/0!
55-59	7.9%	#DIV/0!	4.7%	2.1%	2.4%	6.3%	13.1%	14.8%	16.0%	17.9%	#DIV/0!	#DIV/0!
60-64	3.4%	#DIV/0!	2.5%	1.4%	1.9%	1.4%	7.6%	5.6%	4.6%	6.7%	#DIV/0!	#DIV/0!
65-69	1.9%	#DIV/0!	0.6%	2.5%	1.0%	1.0%	0.7%	2.8%	3.1%	5.2%	#DIV/0!	#DIV/0!
70-74	1.1%	#DIV/0!	0.6%	0.4%	0.0%	1.0%	0.0%	2.8%	2.3%	3.7%	#DIV/0!	#DIV/0!
>=75	0.8%	#DIV/0!	0.0%	0.7%	0.0%	0.0%	0.7%	1.4%	1.5%	4.5%	#DIV/0!	#DIV/0!
Total # of vehicles	1564	0	319	280	206	207	145	142	131	134	0	0
Average speed	41.9	#DIV/0!	38.9	37.8	36.0	40.4	45.9	48.2	48.0	51.9	#DIV/0!	#DIV/0!
St. Dev.	11.9	#DIV/0!	10.3	11.1	10.6	10.7	10.3	10.5	10.8	11.9	#DIV/0!	#DIV/0!
85th percentile	54.1	#NUM!	48.1	48.1	46.0	52.0	57.3	58.3	57.8	62.6	#NUM!	#NUM!
Min	9.9	0.0	11.0	9.9	9.9	16.2	18.3	22.5	24.6	22.5	0.0	0.0
Max	84.7	0.0	72.0	75.2	68.9	73.1	79.4	76.3	82.6	84.7	0.0	0.0
Range	74.8	0.0	61.1	65.3	59.0	56.9	61.1	53.7	57.9	62.1	0.0	0.0

Vehicle Speed (0-25 FT Vehicles)	Hour											
	Total	20:00-21:00	21:00-22:00	22:00-23:00	23:00-00:00	00:00-01:00	01:00-02:00	02:00-03:00	03:00-04:00	04:00-05:00	05:00-06:00	06:00-07:00
MPH												
< 10	0.2%	#DIV/0!	0.0%	0.5%	0.6%	0.0%	0.0%	0.0%	0.0%	0.0%	#DIV/0!	#DIV/0!
10-14	0.2%	#DIV/0!	0.4%	0.5%	0.0%	0.0%	0.0%	0.0%	0.0%	0.0%	#DIV/0!	#DIV/0!
15-19	1.4%	#DIV/0!	0.8%	3.2%	3.2%	1.3%	0.0%	0.0%	0.0%	0.0%	#DIV/0!	#DIV/0!
20-24	4.9%	#DIV/0!	4.6%	5.9%	12.3%	5.4%	1.0%	1.9%	1.2%	1.0%	#DIV/0!	#DIV/0!
25-29	8.8%	#DIV/0!	10.0%	11.9%	13.0%	14.8%	5.8%	1.0%	1.2%	1.0%	#DIV/0!	#DIV/0!
30-34	13.2%	#DIV/0!	17.3%	19.6%	17.5%	12.1%	4.8%	4.8%	8.2%	4.2%	#DIV/0!	#DIV/0!
35-39	18.0%	#DIV/0!	25.0%	21.5%	20.1%	18.8%	12.5%	12.5%	9.4%	6.3%	#DIV/0!	#DIV/0!
40-44	15.5%	#DIV/0!	21.5%	16.0%	13.6%	10.7%	16.3%	16.3%	16.5%	6.3%	#DIV/0!	#DIV/0!
45-49	14.4%	#DIV/0!	10.8%	13.2%	11.0%	14.8%	17.3%	17.3%	21.2%	19.8%	#DIV/0!	#DIV/0!
50-54	7.0%	#DIV/0!	1.9%	1.8%	2.6%	12.1%	12.5%	12.5%	10.6%	16.7%	#DIV/0!	#DIV/0!
55-59	9.0%	#DIV/0!	5.0%	1.8%	1.9%	6.7%	17.3%	19.2%	21.2%	19.8%	#DIV/0!	#DIV/0!
60-64	3.8%	#DIV/0!	1.9%	1.8%	2.6%	2.0%	10.6%	5.8%	4.7%	7.3%	#DIV/0!	#DIV/0!
65-69	1.8%	#DIV/0!	0.4%	1.8%	1.3%	0.0%	1.0%	2.9%	4.7%	6.3%	#DIV/0!	#DIV/0!
70-74	1.1%	#DIV/0!	0.4%	0.0%	0.0%	1.3%	0.0%	3.8%	1.2%	5.2%	#DIV/0!	#DIV/0!
>=75	0.9%	#DIV/0!	0.0%	0.5%	0.0%	0.0%	1.0%	1.9%	0.0%	6.3%	#DIV/0!	#DIV/0!
Total # of vehicles	1171	0	260	219	154	149	104	104	85	96	0	0
Average speed	42.2	#DIV/0!	39.1	37.7	36.5	40.4	47.9	49.4	48.5	53.9	#DIV/0!	#DIV/0!
St. Dev.	12.0	#DIV/0!	9.4	10.6	10.7	11.0	10.6	11.1	10.1	12.2	#DIV/0!	#DIV/0!
85th percentile	55.2	#NUM!	47.8	47.8	45.8	52.0	58.3	59.1	57.7	66.5	#NUM!	#NUM!
Min	9.9	0.0	13.1	9.9	9.9	16.2	21.5	22.5	24.6	22.5	0.0	0.0
Max	84.7	0.0	72.0	75.2	68.9	73.1	79.4	76.3	72.0	84.7	0.0	0.0
Range	74.8	0.0	59.0	65.3	59.0	56.9	57.9	53.7	47.4	62.1	0.0	0.0

Vehicle Speed (25-50 FT Vehicles)	Hour											
	Total	20:00-21:00	21:00-22:00	22:00-23:00	23:00-00:00	00:00-01:00	01:00-02:00	02:00-03:00	03:00-04:00	04:00-05:00	05:00-06:00	06:00-07:00
MPH												
< 10	0.0%	#DIV/0!	0.0%	0.0%	0.0%	0.0%	0.0%	0.0%	0.0%	0.0%	#DIV/0!	#DIV/0!
10-14	0.8%	#DIV/0!	2.7%	0.0%	3.1%	0.0%	0.0%	0.0%	0.0%	0.0%	#DIV/0!	#DIV/0!
15-19	2.9%	#DIV/0!	8.1%	3.0%	6.3%	0.0%	4.0%	0.0%	0.0%	0.0%	#DIV/0!	#DIV/0!
20-24	6.2%	#DIV/0!	13.5%	9.1%	15.6%	5.7%	0.0%	0.0%	0.0%	0.0%	#DIV/0!	#DIV/0!
25-29	4.1%	#DIV/0!	2.7%	9.1%	6.3%	2.9%	4.0%	0.0%	3.2%	3.6%	#DIV/0!	#DIV/0!
30-34	9.5%	#DIV/0!	2.7%	15.2%	15.6%	8.6%	12.0%	4.8%	12.9%	3.6%	#DIV/0!	#DIV/0!
35-39	17.8%	#DIV/0!	21.6%	18.2%	18.8%	14.3%	20.0%	23.8%	12.9%	14.3%	#DIV/0!	#DIV/0!
40-44	24.0%	#DIV/0!	21.6%	18.2%	21.9%	40.0%	28.0%	28.6%	16.1%	17.9%	#DIV/0!	#DIV/0!
45-49	12.8%	#DIV/0!	10.8%	6.1%	3.1%	14.3%	24.0%	9.5%	16.1%	21.4%	#DIV/0!	#DIV/0!
50-54	8.7%	#DIV/0!	2.7%	3.0%	6.3%	8.6%	4.0%	23.8%	12.9%	14.3%	#DIV/0!	#DIV/0!
55-59	6.2%	#DIV/0!	5.4%	6.1%	3.1%	2.9%	4.0%	4.8%	9.7%	14.3%	#DIV/0!	#DIV/0!
60-64	2.1%	#DIV/0!	2.7%	0.0%	0.0%	0.0%	0.0%	4.8%	3.2%	7.1%	#DIV/0!	#DIV/0!
65-69	2.1%	#DIV/0!	2.7%	6.1%	0.0%	2.9%	0.0%	0.0%	0.0%	3.6%	#DIV/0!	#DIV/0!
70-74	1.7%	#DIV/0!	2.7%	3.0%	0.0%	0.0%	0.0%	0.0%	6.5%	0.0%	#DIV/0!	#DIV/0!
>=75	1.2%	#DIV/0!	0.0%	3.0%	0.0%	0.0%	0.0%	0.0%	6.5%	0.0%	#DIV/0!	#DIV/0!
Total # of vehicle	242	0	37	33	32	35	25	21	31	28	0	0
Average speed	41.9	#DIV/0!	39.0	40.1	34.5	41.9	41.2	44.9	48.7	47.7	#DIV/0!	#DIV/0!
St. Dev.	12.2	#DIV/0!	14.8	14.0	10.7	8.9	8.3	7.8	13.4	10.1	#DIV/0!	#DIV/0!
85th percentile	53.1	#NUM!	51.8	53.2	43.6	49.8	48.7	52.0	59.9	59.3	#NUM!	#NUM!
Min	11.0	0.0	11.0	17.3	12.0	22.5	18.3	32.0	29.9	26.7	0.0	0.0
Max	82.6	0.0	72.0	74.1	55.2	65.7	55.2	60.5	82.6	67.8	0.0	0.0
Range	71.6	0.0	61.1	56.9	43.2	43.2	36.9	28.4	52.7	41.1	0.0	0.0

Vehicle Speed (50-75 FT Vehicles)	Hour											
	Total	20:00-21:00	21:00-22:00	22:00-23:00	23:00-00:00	00:00-01:00	01:00-02:00	02:00-03:00	03:00-04:00	04:00-05:00	05:00-06:00	06:00-07:00
MPH												
< 10	0.0%	#DIV/0!	0.0%	0.0%	0.0%	0.0%	0.0%	0.0%	0.0%	0.0%	#DIV/0!	#DIV/0!
10-14	0.0%	#DIV/0!	0.0%	0.0%	0.0%	0.0%	0.0%	0.0%	0.0%	0.0%	#DIV/0!	#DIV/0!
15-19	0.0%	#DIV/0!	0.0%	0.0%	0.0%	0.0%	0.0%	0.0%	0.0%	0.0%	#DIV/0!	#DIV/0!
20-24	9.1%	#DIV/0!	17.6%	16.7%	20.0%	7.1%	0.0%	0.0%	0.0%	0.0%	#DIV/0!	#DIV/0!
25-29	20.2%	#DIV/0!	29.4%	33.3%	50.0%	28.6%	0.0%	0.0%	0.0%	0.0%	#DIV/0!	#DIV/0!
30-34	15.2%	#DIV/0!	5.9%	11.1%	20.0%	35.7%	25.0%	0.0%	10.0%	14.3%	#DIV/0!	#DIV/0!
35-39	23.2%	#DIV/0!	11.8%	16.7%	10.0%	7.1%	58.3%	27.3%	40.0%	28.6%	#DIV/0!	#DIV/0!
40-44	11.1%	#DIV/0!	11.8%	5.6%	0.0%	7.1%	8.3%	27.3%	10.0%	28.6%	#DIV/0!	#DIV/0!
45-49	10.1%	#DIV/0!	11.8%	5.6%	0.0%	0.0%	0.0%	27.3%	30.0%	14.3%	#DIV/0!	#DIV/0!
50-54	3.0%	#DIV/0!	0.0%	5.6%	0.0%	0.0%	8.3%	0.0%	0.0%	14.3%	#DIV/0!	#DIV/0!
55-59	1.0%	#DIV/0!	0.0%	0.0%	0.0%	7.1%	0.0%	0.0%	0.0%	0.0%	#DIV/0!	#DIV/0!
60-64	4.0%	#DIV/0!	11.8%	0.0%	0.0%	0.0%	0.0%	9.1%	10.0%	0.0%	#DIV/0!	#DIV/0!
65-69	3.0%	#DIV/0!	0.0%	5.6%	0.0%	7.1%	0.0%	9.1%	0.0%	0.0%	#DIV/0!	#DIV/0!
70-74	0.0%	#DIV/0!	0.0%	0.0%	0.0%	0.0%	0.0%	0.0%	0.0%	0.0%	#DIV/0!	#DIV/0!
>=75	0.0%	#DIV/0!	0.0%	0.0%	0.0%	0.0%	0.0%	0.0%	0.0%	0.0%	#DIV/0!	#DIV/0!
Total # of vehicle	99	0	17	18	10	14	12	11	10	7	0	0
Average speed	37.5	#DIV/0!	36.5	33.9	29.0	35.6	38.2	47.0	42.8	41.9	#DIV/0!	#DIV/0!
St. Dev.	11.0	#DIV/0!	12.7	12.0	4.2	11.9	5.9	9.2	9.2	6.8	#DIV/0!	#DIV/0!
85th percentile	48.9	#NUM!	48.4	42.8	31.0	41.2	40.5	55.2	49.6	48.3	#NUM!	#NUM!
Min	20.4	0.0	21.5	20.4	24.6	23.6	31.0	37.3	31.0	33.1	0.0	0.0
Max	68.9	0.0	64.7	68.9	38.3	66.8	54.1	65.7	62.6	53.1	0.0	0.0
Range	48.5	0.0	43.2	48.5	13.7	43.2	23.2	28.4	31.6	20.0	0.0	0.0

Vehicle Speed (+75 FT Vehicles)	Hour											
	Total	20:00-21:00	21:00-22:00	22:00-23:00	23:00-00:00	00:00-01:00	01:00-02:00	02:00-03:00	03:00-04:00	04:00-05:00	05:00-06:00	06:00-07:00
MPH												
< 10	0.0%	#DIV/0!	0.0%	0.0%	0.0%	0.0%	0.0%	0.0%	0.0%	0.0%	#DIV/0!	#DIV/0!
10-14	0.0%	#DIV/0!	0.0%	0.0%	0.0%	0.0%	0.0%	0.0%	0.0%	0.0%	#DIV/0!	#DIV/0!
15-19	0.0%	#DIV/0!	0.0%	0.0%	0.0%	0.0%	0.0%	0.0%	0.0%	0.0%	#DIV/0!	#DIV/0!
20-24	0.0%	#DIV/0!	0.0%	0.0%	0.0%	0.0%	0.0%	0.0%	0.0%	0.0%	#DIV/0!	#DIV/0!
25-29	5.8%	#DIV/0!	0.0%	0.0%	20.0%	11.1%	0.0%	0.0%	0.0%	0.0%	#DIV/0!	#DIV/0!
30-34	11.5%	#DIV/0!	20.0%	20.0%	20.0%	11.1%	0.0%	0.0%	0.0%	0.0%	#DIV/0!	#DIV/0!
35-39	28.8%	#DIV/0!	60.0%	50.0%	10.0%	22.2%	25.0%	33.3%	20.0%	0.0%	#DIV/0!	#DIV/0!
40-44	17.3%	#DIV/0!	20.0%	0.0%	10.0%	22.2%	25.0%	33.3%	20.0%	33.3%	#DIV/0!	#DIV/0!
45-49	15.4%	#DIV/0!	0.0%	10.0%	10.0%	0.0%	25.0%	33.3%	60.0%	0.0%	#DIV/0!	#DIV/0!
50-54	15.4%	#DIV/0!	0.0%	20.0%	20.0%	22.2%	25.0%	0.0%	0.0%	33.3%	#DIV/0!	#DIV/0!
55-59	5.8%	#DIV/0!	0.0%	0.0%	10.0%	11.1%	0.0%	0.0%	0.0%	33.3%	#DIV/0!	#DIV/0!
60-64	0.0%	#DIV/0!	0.0%	0.0%	0.0%	0.0%	0.0%	0.0%	0.0%	0.0%	#DIV/0!	#DIV/0!
65-69	0.0%	#DIV/0!	0.0%	0.0%	0.0%	0.0%	0.0%	0.0%	0.0%	0.0%	#DIV/0!	#DIV/0!
70-74	0.0%	#DIV/0!	0.0%	0.0%	0.0%	0.0%	0.0%	0.0%	0.0%	0.0%	#DIV/0!	#DIV/0!
>=75	0.0%	#DIV/0!	0.0%	0.0%	0.0%	0.0%	0.0%	0.0%	0.0%	0.0%	#DIV/0!	#DIV/0!
Total # of vehicle	52	0	5	10	10	9	4	6	5	3	0	0
Average speed	42.2	#DIV/0!	37.5	40.2	41.1	42.2	46.5	42.9	44.4	50.3	#DIV/0!	#DIV/0!
St. Dev.	8.0	#DIV/0!	3.3	7.7	10.5	9.3	7.0	4.6	6.1	8.4	#DIV/0!	#DIV/0!
85th percentile	51.0	#NUM!	39.8	50.6	52.3	52.7	52.2	46.2	49.3	56.1	#NUM!	#NUM!
Min	26.7	0.0	32.0	33.1	26.7	29.9	38.3	36.2	35.2	41.5	0.0	0.0
Max	58.3	0.0	40.4	52.0	56.2	55.2	54.1	47.8	49.9	58.3	0.0	0.0
Range	31.6	0.0	8.4	19.0	29.5	25.3	15.8	11.6	14.7	16.9	0.0	0.0

Day 8 2<sup>nd</sup> WZ

Vehicle Speed (all vehicles)	Hour											
	Total	20:00-21:00	21:00-22:00	22:00-23:00	23:00-00:00	00:00-01:00	01:00-02:00	02:00-03:00	03:00-04:00	04:00-05:00	05:00-06:00	06:00-07:00
MPH												
< 10	0.1%	#DIV/0!	0.0%	0.0%	0.0%	0.4%	0.0%	0.0%	0.8%	0.0%	#DIV/0!	#DIV/0!
10-14	0.2%	#DIV/0!	0.0%	0.0%	0.0%	0.4%	1.3%	0.7%	0.8%	0.0%	#DIV/0!	#DIV/0!
15-19	1.0%	#DIV/0!	0.0%	0.0%	0.3%	4.2%	5.9%	0.7%	0.0%	0.0%	#DIV/0!	#DIV/0!
20-24	3.0%	#DIV/0!	0.0%	0.4%	3.6%	12.7%	9.2%	2.6%	0.0%	0.7%	#DIV/0!	#DIV/0!
25-29	9.1%	#DIV/0!	0.2%	5.8%	15.2%	21.9%	25.0%	12.5%	3.8%	1.4%	#DIV/0!	#DIV/0!
30-34	11.0%	#DIV/0!	0.8%	9.7%	18.5%	19.4%	22.4%	21.1%	6.9%	3.6%	#DIV/0!	#DIV/0!
35-39	20.5%	#DIV/0!	13.0%	22.7%	38.3%	23.2%	17.1%	19.1%	16.0%	7.9%	#DIV/0!	#DIV/0!
40-44	19.8%	#DIV/0!	26.9%	26.5%	18.8%	7.6%	13.2%	16.4%	14.5%	10.8%	#DIV/0!	#DIV/0!
45-49	19.0%	#DIV/0!	34.7%	21.8%	3.3%	5.9%	5.3%	15.1%	23.7%	23.7%	#DIV/0!	#DIV/0!
50-54	11.7%	#DIV/0!	20.2%	11.2%	1.3%	3.4%	0.7%	9.2%	20.6%	24.5%	#DIV/0!	#DIV/0!
55-59	2.7%	#DIV/0!	3.1%	1.6%	0.7%	0.8%	0.0%	1.3%	5.3%	14.4%	#DIV/0!	#DIV/0!
60-64	0.7%	#DIV/0!	0.8%	0.2%	0.0%	0.0%	0.0%	1.3%	1.5%	3.6%	#DIV/0!	#DIV/0!
65-69	0.7%	#DIV/0!	0.4%	0.0%	0.0%	0.0%	0.0%	0.0%	4.6%	4.3%	#DIV/0!	#DIV/0!
70-74	0.1%	#DIV/0!	0.0%	0.0%	0.0%	0.0%	0.0%	0.0%	0.0%	2.2%	#DIV/0!	#DIV/0!
>=75	0.3%	#DIV/0!	0.0%	0.0%	0.0%	0.0%	0.0%	0.0%	1.5%	2.9%	#DIV/0!	#DIV/0!
Total # of vehicles	2075	0	516	445	303	237	152	152	131	139	0	0
Average speed	41.1	#DIV/0!	46.2	42.1	36.2	33.0	32.3	38.9	46.1	50.6	#DIV/0!	#DIV/0!
St. Dev.	9.4	#DIV/0!	5.4	6.9	6.4	8.6	8.1	9.1	10.6	10.3	#DIV/0!	#DIV/0!
85th percentile	50.2	#NUM!	51.4	49.1	42.3	42.3	41.1	48.3	53.6	58.5	#NUM!	#NUM!
Min	9.3	0.0	26.3	24.1	18.4	9.3	12.7	13.8	9.3	21.8	0.0	0.0
Max	85.5	0.0	65.0	62.7	58.2	59.3	54.8	63.9	79.8	85.5	0.0	0.0
Range	76.2	0.0	38.7	38.7	39.8	50.1	42.1	50.1	70.5	63.7	0.0	0.0

Vehicle Speed (0-25 FT Vehicles)	Hour											
	Total	20:00-21:00	21:00-22:00	22:00-23:00	23:00-00:00	00:00-01:00	01:00-02:00	02:00-03:00	03:00-04:00	04:00-05:00	05:00-06:00	06:00-07:00
MPH												
< 10	0.1%	#DIV/0!	0.0%	0.0%	0.0%	0.6%	0.0%	0.0%	0.0%	0.0%	#DIV/0!	#DIV/0!
10-14	0.2%	#DIV/0!	0.0%	0.0%	0.0%	0.6%	0.9%	1.0%	0.0%	0.0%	#DIV/0!	#DIV/0!
15-19	0.6%	#DIV/0!	0.0%	0.0%	0.0%	2.8%	3.6%	0.0%	0.0%	0.0%	#DIV/0!	#DIV/0!
20-24	2.9%	#DIV/0!	0.0%	0.6%	3.0%	13.0%	10.9%	1.9%	0.0%	1.0%	#DIV/0!	#DIV/0!
25-29	7.3%	#DIV/0!	0.0%	4.4%	11.6%	19.2%	22.7%	10.6%	3.8%	0.0%	#DIV/0!	#DIV/0!
30-34	8.6%	#DIV/0!	0.5%	6.9%	16.8%	16.9%	20.0%	14.4%	0.0%	4.2%	#DIV/0!	#DIV/0!
35-39	20.1%	#DIV/0!	10.1%	23.1%	40.1%	24.3%	20.0%	20.2%	11.3%	5.2%	#DIV/0!	#DIV/0!
40-44	20.5%	#DIV/0!	25.7%	25.1%	22.8%	9.6%	15.5%	15.4%	16.3%	8.3%	#DIV/0!	#DIV/0!
45-49	21.0%	#DIV/0!	36.1%	24.0%	3.9%	7.9%	6.4%	19.2%	25.0%	22.9%	#DIV/0!	#DIV/0!
50-54	13.7%	#DIV/0!	22.5%	13.8%	1.3%	4.0%	0.0%	13.5%	27.5%	26.0%	#DIV/0!	#DIV/0!
55-59	3.1%	#DIV/0!	3.7%	1.9%	0.4%	1.1%	0.0%	1.9%	7.5%	15.6%	#DIV/0!	#DIV/0!
60-64	0.8%	#DIV/0!	0.9%	0.3%	0.0%	0.0%	0.0%	1.9%	2.5%	4.2%	#DIV/0!	#DIV/0!
65-69	0.6%	#DIV/0!	0.5%	0.0%	0.0%	0.0%	0.0%	0.0%	3.8%	5.2%	#DIV/0!	#DIV/0!
70-74	0.2%	#DIV/0!	0.0%	0.0%	0.0%	0.0%	0.0%	0.0%	0.0%	3.1%	#DIV/0!	#DIV/0!
>=75	0.4%	#DIV/0!	0.0%	0.0%	0.0%	0.0%	0.0%	0.0%	2.5%	4.2%	#DIV/0!	#DIV/0!
Total # of vehicles	1597	0	435	363	232	177	110	104	80	96	0	0
Average speed	42.2	#DIV/0!	46.8	42.9	37.0	34.0	33.0	41.0	48.8	52.2	#DIV/0!	#DIV/0!
St. Dev.	9.2	#DIV/0!	5.3	6.8	6.0	9.0	7.9	9.2	9.2	10.7	#DIV/0!	#DIV/0!
85th percentile	50.2	#NUM!	52.5	50.2	42.3	43.4	41.9	50.2	56.2	61.6	#NUM!	#NUM!
Min	9.3	0.0	32.0	24.1	21.8	9.3	12.7	13.8	27.5	21.8	0.0	0.0
Max	85.5	0.0	65.0	62.7	58.2	59.3	49.1	63.9	79.8	85.5	0.0	0.0
Range	76.2	0.0	33.0	38.7	36.4	50.1	36.4	50.1	52.3	63.7	0.0	0.0

Vehicle Speed (25-50 FT Vehicles)	Hour											
	Total	20:00-21:00	21:00-22:00	22:00-23:00	23:00-00:00	00:00-01:00	01:00-02:00	02:00-03:00	03:00-04:00	04:00-05:00	05:00-06:00	06:00-07:00
MPH												
< 10	0.4%	#DIV/0!	0.0%	0.0%	0.0%	0.0%	0.0%	0.0%	3.6%	0.0%	#DIV/0!	#DIV/0!
10-14	0.4%	#DIV/0!	0.0%	0.0%	0.0%	0.0%	0.0%	0.0%	3.6%	0.0%	#DIV/0!	#DIV/0!
15-19	2.5%	#DIV/0!	0.0%	0.0%	2.4%	6.5%	11.1%	4.3%	0.0%	0.0%	#DIV/0!	#DIV/0!
20-24	2.8%	#DIV/0!	0.0%	0.0%	4.8%	9.7%	3.7%	8.7%	0.0%	0.0%	#DIV/0!	#DIV/0!
25-29	12.1%	#DIV/0!	1.8%	9.1%	16.7%	35.5%	29.6%	8.7%	0.0%	3.4%	#DIV/0!	#DIV/0!
30-34	15.7%	#DIV/0!	3.5%	13.6%	26.2%	25.8%	29.6%	21.7%	14.3%	0.0%	#DIV/0!	#DIV/0!
35-39	19.2%	#DIV/0!	19.3%	20.5%	33.3%	16.1%	17.4%	13.0%	21.4%	13.8%	#DIV/0!	#DIV/0!
40-44	22.8%	#DIV/0!	35.1%	43.2%	9.5%	3.2%	11.1%	34.8%	7.1%	24.1%	#DIV/0!	#DIV/0!
45-49	14.2%	#DIV/0!	31.6%	13.6%	2.4%	0.0%	3.7%	8.7%	25.0%	17.2%	#DIV/0!	#DIV/0!
50-54	6.0%	#DIV/0!	8.8%	0.0%	2.4%	3.2%	3.7%	0.0%	10.7%	20.7%	#DIV/0!	#DIV/0!
55-59	2.1%	#DIV/0!	0.0%	0.0%	2.4%	0.0%	0.0%	0.0%	3.6%	13.8%	#DIV/0!	#DIV/0!
60-64	0.4%	#DIV/0!	0.0%	0.0%	0.0%	0.0%	0.0%	0.0%	0.0%	3.4%	#DIV/0!	#DIV/0!
65-69	1.4%	#DIV/0!	0.0%	0.0%	0.0%	0.0%	0.0%	0.0%	10.7%	3.4%	#DIV/0!	#DIV/0!
70-74	0.0%	#DIV/0!	0.0%	0.0%	0.0%	0.0%	0.0%	0.0%	0.0%	0.0%	#DIV/0!	#DIV/0!
>=75	0.0%	#DIV/0!	0.0%	0.0%	0.0%	0.0%	0.0%	0.0%	0.0%	0.0%	#DIV/0!	#DIV/0!
Total # of vehicle	281	0	57	44	42	31	27	23	28	29	0	0
Average speed	38.9	#DIV/0!	43.4	39.6	35.2	30.7	32.1	35.4	43.4	48.1	#DIV/0!	#DIV/0!
St. Dev.	9.6	#DIV/0!	5.1	6.2	7.6	6.7	8.8	8.8	13.7	8.4	#DIV/0!	#DIV/0!
85th percentile	47.9	#NUM!	47.9	44.5	41.9	37.1	41.2	43.4	53.6	55.9	#NUM!	#NUM!
Min	9.3	0.0	26.3	25.2	18.4	17.2	17.2	17.2	9.3	28.6	0.0	0.0
Max	68.4	0.0	52.5	49.1	58.2	50.2	54.8	46.8	68.4	67.3	0.0	0.0
Range	59.2	0.0	26.2	23.9	39.8	33.0	37.5	29.6	59.2	38.7	0.0	0.0

Vehicle Speed (50-75 FT Vehicles)	Hour											
	Total	20:00-21:00	21:00-22:00	22:00-23:00	23:00-00:00	00:00-01:00	01:00-02:00	02:00-03:00	03:00-04:00	04:00-05:00	05:00-06:00	06:00-07:00
MPH												
< 10	0.0%	#DIV/0!	0.0%	0.0%	0.0%	0.0%	0.0%	0.0%	0.0%	0.0%	#DIV/0!	#DIV/0!
10-14	0.7%	#DIV/0!	0.0%	0.0%	0.0%	0.0%	8.3%	0.0%	0.0%	0.0%	#DIV/0!	#DIV/0!
15-19	3.4%	#DIV/0!	0.0%	0.0%	0.0%	13.0%	16.7%	0.0%	0.0%	0.0%	#DIV/0!	#DIV/0!
20-24	4.1%	#DIV/0!	0.0%	0.0%	8.3%	13.0%	8.3%	0.0%	0.0%	0.0%	#DIV/0!	#DIV/0!
25-29	22.3%	#DIV/0!	0.0%	22.2%	45.8%	30.4%	16.7%	26.3%	6.7%	9.1%	#DIV/0!	#DIV/0!
30-34	29.1%	#DIV/0!	0.0%	37.0%	20.8%	26.1%	33.3%	63.2%	33.3%	9.1%	#DIV/0!	#DIV/0!
35-39	23.0%	#DIV/0!	52.9%	18.5%	25.0%	17.4%	16.7%	10.5%	26.7%	18.2%	#DIV/0!	#DIV/0!
40-44	6.1%	#DIV/0!	23.5%	11.1%	0.0%	0.0%	0.0%	0.0%	13.3%	0.0%	#DIV/0!	#DIV/0!
45-49	8.1%	#DIV/0!	17.6%	11.1%	0.0%	0.0%	0.0%	0.0%	13.3%	36.4%	#DIV/0!	#DIV/0!
50-54	2.7%	#DIV/0!	5.9%	0.0%	0.0%	0.0%	0.0%	0.0%	6.7%	18.2%	#DIV/0!	#DIV/0!
55-59	0.7%	#DIV/0!	0.0%	0.0%	0.0%	0.0%	0.0%	0.0%	0.0%	9.1%	#DIV/0!	#DIV/0!
60-64	0.0%	#DIV/0!	0.0%	0.0%	0.0%	0.0%	0.0%	0.0%	0.0%	0.0%	#DIV/0!	#DIV/0!
65-69	0.0%	#DIV/0!	0.0%	0.0%	0.0%	0.0%	0.0%	0.0%	0.0%	0.0%	#DIV/0!	#DIV/0!
70-74	0.0%	#DIV/0!	0.0%	0.0%	0.0%	0.0%	0.0%	0.0%	0.0%	0.0%	#DIV/0!	#DIV/0!
>=75	0.0%	#DIV/0!	0.0%	0.0%	0.0%	0.0%	0.0%	0.0%	0.0%	0.0%	#DIV/0!	#DIV/0!
Total # of vehicle	148	0	17	27	24	23	12	19	15	11	0	0
Average speed	34.0	#DIV/0!	41.5	35.5	30.6	28.3	27.2	31.7	38.4	44.0	#DIV/0!	#DIV/0!
St. Dev.	7.9	#DIV/0!	5.1	6.2	5.0	6.0	8.3	3.3	6.8	8.5	#DIV/0!	#DIV/0!
85th percentile	43.3	#NUM!	45.7	43.5	36.6	35.1	34.7	34.3	46.5	50.8	#NUM!	#NUM!
Min	15.0	0.0	35.4	27.5	22.9	16.1	15.0	25.2	28.6	28.6	0.0	0.0
Max	55.9	0.0	53.6	47.9	38.8	37.7	37.7	40.0	52.5	55.9	0.0	0.0
Range	41.0	0.0	18.2	20.5	15.9	21.6	22.8	14.8	23.9	27.3	0.0	0.0

Vehicle Speed (+75 FT Vehicles)	Hour											
	Total	20:00-21:00	21:00-22:00	22:00-23:00	23:00-00:00	00:00-01:00	01:00-02:00	02:00-03:00	03:00-04:00	04:00-05:00	05:00-06:00	06:00-07:00
MPH												
< 10		0.0% #DIV/0!	0.0%	0.0%	0.0%	0.0%	0.0%	0.0%	0.0%	0.0%	#DIV/0!	#DIV/0!
10-14		0.0% #DIV/0!	0.0%	0.0%	0.0%	0.0%	0.0%	0.0%	0.0%	0.0%	#DIV/0!	#DIV/0!
15-19		0.0% #DIV/0!	0.0%	0.0%	0.0%	0.0%	0.0%	0.0%	0.0%	0.0%	#DIV/0!	#DIV/0!
20-24		2.0% #DIV/0!	0.0%	0.0%	0.0%	16.7%	0.0%	0.0%	0.0%	0.0%	#DIV/0!	#DIV/0!
25-29		12.2% #DIV/0!	0.0%	0.0%	20.0%	0.0%	100.0%	16.7%	12.5%	0.0%	#DIV/0!	#DIV/0!
30-34		10.2% #DIV/0!	0.0%	18.2%	20.0%	33.3%	0.0%	0.0%	0.0%	0.0%	#DIV/0!	#DIV/0!
35-39		34.7% #DIV/0!	42.9%	27.3%	60.0%	50.0%	0.0%	50.0%	25.0%	0.0%	#DIV/0!	#DIV/0!
40-44		22.4% #DIV/0!	42.9%	45.5%	0.0%	0.0%	0.0%	16.7%	25.0%	0.0%	#DIV/0!	#DIV/0!
45-49		14.3% #DIV/0!	14.3%	9.1%	0.0%	0.0%	0.0%	16.7%	25.0%	66.7%	#DIV/0!	#DIV/0!
50-54		4.1% #DIV/0!	0.0%	0.0%	0.0%	0.0%	0.0%	0.0%	12.5%	33.3%	#DIV/0!	#DIV/0!
55-59		0.0% #DIV/0!	0.0%	0.0%	0.0%	0.0%	0.0%	0.0%	0.0%	0.0%	#DIV/0!	#DIV/0!
60-64		0.0% #DIV/0!	0.0%	0.0%	0.0%	0.0%	0.0%	0.0%	0.0%	0.0%	#DIV/0!	#DIV/0!
65-69		0.0% #DIV/0!	0.0%	0.0%	0.0%	0.0%	0.0%	0.0%	0.0%	0.0%	#DIV/0!	#DIV/0!
70-74		0.0% #DIV/0!	0.0%	0.0%	0.0%	0.0%	0.0%	0.0%	0.0%	0.0%	#DIV/0!	#DIV/0!
>=75		0.0% #DIV/0!	0.0%	0.0%	0.0%	0.0%	0.0%	0.0%	0.0%	0.0%	#DIV/0!	#DIV/0!
Total # of vehicle	49	0	7	11	5	6	3	6	8	3	0	0
Average speed	39.2	#DIV/0!	40.8	40.4	34.7	33.2	28.2	40.0	43.0	49.5	#DIV/0!	#DIV/0!
St. Dev.	6.8	#DIV/0!	3.0	4.5	4.1	5.0	1.7	6.3	7.1	4.0	#DIV/0!	#DIV/0!
85th percentile	45.7	#NUM!	43.6	44.5	38.2	36.3	29.4	45.1	49.0	52.3	#NUM!	#NUM!
Min	24.1	0.0	37.7	33.2	29.7	24.1	26.3	28.6	29.7	45.7	0.0	0.0
Max	53.6	0.0	45.7	47.9	38.8	38.8	29.7	46.8	52.5	53.6	0.0	0.0
Range	29.6	0.0	8.0	14.8	9.1	14.8	3.4	18.2	22.8	8.0	0.0	0.0

Day 8 3<sup>rd</sup> WZ

Vehicle Speed (all vehicles)	Hour											
	Total	20:00-21:00	21:00-22:00	22:00-23:00	23:00-00:00	00:00-01:00	01:00-02:00	02:00-03:00	03:00-04:00	04:00-05:00	05:00-06:00	06:00-07:00
MPH												
< 10	0.0%	#DIV/0!	0.0%	0.0%	0.0%	0.0%	0.0%	0.0%	0.0%	0.0%	#DIV/0!	#DIV/0!
10-14	0.0%	#DIV/0!	0.0%	0.0%	0.0%	0.0%	0.0%	0.0%	0.0%	0.0%	#DIV/0!	#DIV/0!
15-19	0.3%	#DIV/0!	0.0%	0.0%	0.0%	0.4%	0.6%	0.7%	2.9%	0.0%	#DIV/0!	#DIV/0!
20-24	1.5%	#DIV/0!	0.0%	0.2%	0.0%	0.0%	4.5%	2.7%	6.5%	8.0%	#DIV/0!	#DIV/0!
25-29	4.9%	#DIV/0!	0.0%	1.9%	0.3%	5.6%	18.8%	12.3%	15.1%	7.2%	#DIV/0!	#DIV/0!
30-34	9.1%	#DIV/0!	0.4%	4.5%	3.6%	12.0%	27.3%	27.4%	20.9%	11.2%	#DIV/0!	#DIV/0!
35-39	18.9%	#DIV/0!	11.1%	15.1%	24.4%	26.6%	27.9%	30.8%	18.7%	10.4%	#DIV/0!	#DIV/0!
40-44	21.4%	#DIV/0!	25.2%	22.4%	24.0%	23.6%	11.7%	12.3%	20.9%	15.2%	#DIV/0!	#DIV/0!
45-49	24.5%	#DIV/0!	34.7%	29.5%	25.3%	22.7%	5.8%	8.9%	12.2%	23.2%	#DIV/0!	#DIV/0!
50-54	12.1%	#DIV/0!	18.8%	16.7%	12.0%	5.2%	1.9%	3.4%	2.9%	16.8%	#DIV/0!	#DIV/0!
55-59	4.5%	#DIV/0!	7.5%	5.0%	6.5%	2.6%	0.6%	0.7%	0.0%	4.8%	#DIV/0!	#DIV/0!
60-64	1.9%	#DIV/0!	2.0%	2.8%	2.9%	0.9%	0.6%	0.7%	0.0%	2.4%	#DIV/0!	#DIV/0!
65-69	0.6%	#DIV/0!	0.4%	1.7%	0.6%	0.4%	0.0%	0.0%	0.0%	0.8%	#DIV/0!	#DIV/0!
70-74	0.1%	#DIV/0!	0.0%	0.2%	0.3%	0.0%	0.0%	0.0%	0.0%	0.0%	#DIV/0!	#DIV/0!
>=75	0.0%	#DIV/0!	0.0%	0.0%	0.0%	0.0%	0.0%	0.0%	0.0%	0.0%	#DIV/0!	#DIV/0!
Total # of vehicles	2025	0	496	424	308	233	154	146	139	125	0	0
Average speed	43.2	#DIV/0!	47.1	45.9	45.3	41.4	35.0	36.6	36.1	42.3	#DIV/0!	#DIV/0!
St. Dev.	8.5	#DIV/0!	5.9	7.6	7.3	7.3	7.3	7.4	8.1	10.4	#DIV/0!	#DIV/0!
85th percentile	51.1	#NUM!	53.3	52.9	53.2	47.5	42.1	43.6	44.6	52.5	#NUM!	#NUM!
Min	16.1	0.0	30.2	24.3	29.5	16.1	19.8	19.1	17.6	21.3	0.0	0.0
Max	71.9	0.0	67.4	71.9	70.4	65.2	61.5	61.5	52.5	65.2	0.0	0.0
Range	55.7	0.0	37.2	47.6	40.9	49.1	41.6	42.4	34.9	43.9	0.0	0.0

Vehicle Speed (0-25 FT Vehicles)	Hour											
	Total	20:00-21:00	21:00-22:00	22:00-23:00	23:00-00:00	00:00-01:00	01:00-02:00	02:00-03:00	03:00-04:00	04:00-05:00	05:00-06:00	06:00-07:00
MPH												
< 10	0.0%	#DIV/0!	0.0%	0.0%	0.0%	0.0%	0.0%	0.0%	0.0%	0.0%	#DIV/0!	#DIV/0!
10-14	0.0%	#DIV/0!	0.0%	0.0%	0.0%	0.0%	0.0%	0.0%	0.0%	0.0%	#DIV/0!	#DIV/0!
15-19	0.3%	#DIV/0!	0.0%	0.0%	0.0%	0.0%	1.0%	0.0%	4.7%	0.0%	#DIV/0!	#DIV/0!
20-24	1.4%	#DIV/0!	0.0%	0.3%	0.0%	0.0%	5.8%	1.0%	7.1%	8.8%	#DIV/0!	#DIV/0!
25-29	4.8%	#DIV/0!	0.0%	2.3%	0.5%	6.1%	20.2%	11.7%	12.9%	10.0%	#DIV/0!	#DIV/0!
30-34	9.2%	#DIV/0!	0.5%	4.2%	3.2%	12.3%	29.8%	29.1%	22.4%	15.0%	#DIV/0!	#DIV/0!
35-39	19.5%	#DIV/0!	11.3%	17.5%	26.4%	27.0%	27.9%	32.0%	16.5%	8.8%	#DIV/0!	#DIV/0!
40-44	22.2%	#DIV/0!	27.3%	23.0%	24.1%	25.8%	7.7%	12.6%	24.7%	11.3%	#DIV/0!	#DIV/0!
45-49	25.4%	#DIV/0!	36.1%	30.4%	25.9%	21.5%	5.8%	8.7%	10.6%	23.8%	#DIV/0!	#DIV/0!
50-54	11.3%	#DIV/0!	17.3%	16.5%	9.1%	4.9%	1.0%	2.9%	1.2%	16.3%	#DIV/0!	#DIV/0!
55-59	4.3%	#DIV/0!	6.2%	4.2%	7.3%	2.5%	0.0%	1.0%	0.0%	5.0%	#DIV/0!	#DIV/0!
60-64	1.2%	#DIV/0!	1.3%	1.0%	2.7%	0.0%	1.0%	1.0%	0.0%	1.3%	#DIV/0!	#DIV/0!
65-69	0.2%	#DIV/0!	0.0%	0.6%	0.5%	0.0%	0.0%	0.0%	0.0%	0.0%	#DIV/0!	#DIV/0!
70-74	0.1%	#DIV/0!	0.0%	0.0%	0.5%	0.0%	0.0%	0.0%	0.0%	0.0%	#DIV/0!	#DIV/0!
>=75	0.0%	#DIV/0!	0.0%	0.0%	0.0%	0.0%	0.0%	0.0%	0.0%	0.0%	#DIV/0!	#DIV/0!
Total # of vehicles	1452	0	388	309	220	163	104	103	85	80	0	0
Average speed	42.8	#DIV/0!	46.6	44.9	45.0	41.0	34.2	37.0	35.5	41.1	#DIV/0!	#DIV/0!
St. Dev.	8.1	#DIV/0!	5.5	7.0	7.3	6.6	7.0	7.0	8.2	10.4	#DIV/0!	#DIV/0!
85th percentile	50.3	#NUM!	52.5	51.8	52.7	46.6	40.3	42.9	44.4	50.5	#NUM!	#NUM!
Min	17.6	0.0	30.2	24.3	29.5	27.3	19.8	20.6	17.6	21.3	0.0	0.0
Max	70.4	0.0	63.7	68.1	70.4	60.0	61.5	61.5	50.3	63.7	0.0	0.0
Range	52.8	0.0	33.4	43.9	40.9	32.7	41.6	40.9	32.7	42.4	0.0	0.0

Vehicle Speed (25-50 FT Vehicles)	Hour											
	Total	20:00-21:00	21:00-22:00	22:00-23:00	23:00-00:00	00:00-01:00	01:00-02:00	02:00-03:00	03:00-04:00	04:00-05:00	05:00-06:00	06:00-07:00
MPH												
< 10	0.0%	#DIV/0!	0.0%	0.0%	0.0%	0.0%	0.0%	0.0%	0.0%	0.0%	#DIV/0!	#DIV/0!
10-14	0.0%	#DIV/0!	0.0%	0.0%	0.0%	0.0%	0.0%	0.0%	0.0%	0.0%	#DIV/0!	#DIV/0!
15-19	0.3%	#DIV/0!	0.0%	0.0%	0.0%	0.0%	0.0%	3.1%	0.0%	0.0%	#DIV/0!	#DIV/0!
20-24	1.3%	#DIV/0!	0.0%	0.0%	0.0%	0.0%	3.3%	0.0%	17.1%	7.7%	#DIV/0!	#DIV/0!
25-29	2.4%	#DIV/0!	0.0%	1.3%	0.0%	0.0%	6.7%	15.6%	0.0%	3.8%	#DIV/0!	#DIV/0!
30-34	9.5%	#DIV/0!	0.0%	6.4%	3.0%	17.0%	23.3%	21.9%	21.4%	3.8%	#DIV/0!	#DIV/0!
35-39	18.2%	#DIV/0!	8.3%	7.7%	23.9%	25.5%	26.7%	34.4%	28.6%	7.7%	#DIV/0!	#DIV/0!
40-44	18.4%	#DIV/0!	13.9%	17.9%	23.9%	17.0%	26.7%	9.4%	14.3%	26.9%	#DIV/0!	#DIV/0!
45-49	23.4%	#DIV/0!	29.2%	26.9%	25.4%	27.7%	3.3%	9.4%	21.4%	26.9%	#DIV/0!	#DIV/0!
50-54	15.3%	#DIV/0!	27.8%	16.7%	17.9%	6.4%	6.7%	6.3%	17.1%	15.4%	#DIV/0!	#DIV/0!
55-59	5.8%	#DIV/0!	13.9%	9.0%	3.0%	2.1%	3.3%	0.0%	0.0%	3.8%	#DIV/0!	#DIV/0!
60-64	3.4%	#DIV/0!	5.6%	9.0%	1.5%	2.1%	0.0%	0.0%	0.0%	0.0%	#DIV/0!	#DIV/0!
65-69	1.8%	#DIV/0!	1.4%	3.8%	1.5%	2.1%	0.0%	0.0%	0.0%	3.8%	#DIV/0!	#DIV/0!
70-74	0.3%	#DIV/0!	0.0%	1.3%	0.0%	0.0%	0.0%	0.0%	0.0%	0.0%	#DIV/0!	#DIV/0!
>=75	0.0%	#DIV/0!	0.0%	0.0%	0.0%	0.0%	0.0%	0.0%	0.0%	0.0%	#DIV/0!	#DIV/0!
Total # of vehicle	380	0	72	78	67	47	30	32	28	26	0	0
Average speed	44.7	#DIV/0!	49.8	49.0	45.3	42.7	38.5	36.6	39.2	43.7	#DIV/0!	#DIV/0!
St. Dev.	9.0	#DIV/0!	6.7	9.0	6.8	8.0	7.6	7.5	7.7	10.3	#DIV/0!	#DIV/0!
85th percentile	53.3	#NUM!	56.3	58.7	51.8	49.6	43.6	44.1	47.3	52.0	#NUM!	#NUM!
Min	19.1	0.0	36.2	27.3	31.7	30.2	22.8	19.1	22.8	22.1	0.0	0.0
Max	71.9	0.0	65.9	71.9	66.7	65.2	56.3	51.1	51.1	65.2	0.0	0.0
Range	52.8	0.0	29.7	44.6	34.9	34.9	33.4	32.0	28.2	43.1	0.0	0.0

Vehicle Speed (50-75 FT Vehicles)	Hour											
	Total	20:00-21:00	21:00-22:00	22:00-23:00	23:00-00:00	00:00-01:00	01:00-02:00	02:00-03:00	03:00-04:00	04:00-05:00	05:00-06:00	06:00-07:00
MPH												
< 10	0.0%	#DIV/0!	0.0%	0.0%	0.0%	0.0%	0.0%	0.0%	0.0%	0.0%	#DIV/0!	#DIV/0!
10-14	0.0%	#DIV/0!	0.0%	0.0%	0.0%	0.0%	0.0%	0.0%	0.0%	0.0%	#DIV/0!	#DIV/0!
15-19	1.2%	#DIV/0!	0.0%	0.0%	0.0%	10.0%	0.0%	0.0%	0.0%	0.0%	#DIV/0!	#DIV/0!
20-24	4.8%	#DIV/0!	0.0%	0.0%	0.0%	0.0%	0.0%	60.0%	0.0%	11.1%	#DIV/0!	#DIV/0!
25-29	10.8%	#DIV/0!	0.0%	0.0%	0.0%	10.0%	37.5%	0.0%	62.5%	0.0%	#DIV/0!	#DIV/0!
30-34	3.6%	#DIV/0!	0.0%	5.9%	0.0%	0.0%	0.0%	20.0%	12.5%	0.0%	#DIV/0!	#DIV/0!
35-39	16.9%	#DIV/0!	18.8%	5.9%	10.0%	30.0%	37.5%	0.0%	12.5%	22.2%	#DIV/0!	#DIV/0!
40-44	19.3%	#DIV/0!	18.8%	35.3%	40.0%	10.0%	25.0%	0.0%	0.0%	0.0%	#DIV/0!	#DIV/0!
45-49	14.5%	#DIV/0!	12.5%	17.6%	0.0%	30.0%	0.0%	20.0%	12.5%	22.2%	#DIV/0!	#DIV/0!
50-54	13.3%	#DIV/0!	18.8%	17.6%	20.0%	0.0%	0.0%	0.0%	0.0%	33.3%	#DIV/0!	#DIV/0!
55-59	7.2%	#DIV/0!	18.8%	5.9%	10.0%	0.0%	0.0%	0.0%	0.0%	11.1%	#DIV/0!	#DIV/0!
60-64	6.0%	#DIV/0!	6.3%	5.9%	20.0%	10.0%	0.0%	0.0%	0.0%	0.0%	#DIV/0!	#DIV/0!
65-69	2.4%	#DIV/0!	6.3%	5.9%	0.0%	0.0%	0.0%	0.0%	0.0%	0.0%	#DIV/0!	#DIV/0!
70-74	0.0%	#DIV/0!	0.0%	0.0%	0.0%	0.0%	0.0%	0.0%	0.0%	0.0%	#DIV/0!	#DIV/0!
>=75	0.0%	#DIV/0!	0.0%	0.0%	0.0%	0.0%	0.0%	0.0%	0.0%	0.0%	#DIV/0!	#DIV/0!
Total # of vehicle	83	0	16	17	10	10	8	5	8	9	0	0
Average speed	43.5	#DIV/0!	49.7	48.1	50.1	40.6	34.9	29.1	31.9	45.7	#DIV/0!	#DIV/0!
St. Dev.	11.5	#DIV/0!	8.7	8.5	9.1	12.6	6.9	11.6	6.9	10.4	#DIV/0!	#DIV/0!
85th percentile	55.3	#NUM!	57.9	56.3	59.9	47.8	40.6	38.3	35.4	54.2	#NUM!	#NUM!
Min	16.1	0.0	36.9	34.7	37.7	16.1	25.0	20.6	25.8	24.3	0.0	0.0
Max	67.4	0.0	67.4	66.7	63.7	63.7	42.9	48.1	46.6	57.7	0.0	0.0
Range	51.3	0.0	30.5	32.0	26.0	47.6	17.8	27.5	20.8	33.4	0.0	0.0



Vehicle Speed (+75 FT Vehicles)	Hour											
	Total	20:00-21:00	21:00-22:00	22:00-23:00	23:00-00:00	00:00-01:00	01:00-02:00	02:00-03:00	03:00-04:00	04:00-05:00	05:00-06:00	06:00-07:00
MPH												
< 10		0.0% #DIV/0!	0.0%	0.0%	0.0%	0.0%	0.0%	0.0%	0.0%	0.0%	#DIV/0!	#DIV/0!
10-14		0.0% #DIV/0!	0.0%	0.0%	0.0%	0.0%	0.0%	0.0%	0.0%	0.0%	#DIV/0!	#DIV/0!
15-19		0.0% #DIV/0!	0.0%	0.0%	0.0%	0.0%	0.0%	0.0%	0.0%	0.0%	#DIV/0!	#DIV/0!
20-24		0.9% #DIV/0!	0.0%	0.0%	0.0%	0.0%	0.0%	0.0%	5.6%	0.0%	#DIV/0!	#DIV/0!
25-29		10.0% #DIV/0!	0.0%	0.0%	0.0%	15.4%	25.0%	16.7%	27.8%	0.0%	#DIV/0!	#DIV/0!
30-34		10.9% #DIV/0!	0.0%	0.0%	18.2%	0.0%	33.3%	33.3%	16.7%	10.0%	#DIV/0!	#DIV/0!
35-39		15.5% #DIV/0!	10.0%	15.0%	0.0%	23.1%	25.0%	16.7%	16.7%	20.0%	#DIV/0!	#DIV/0!
40-44		21.8% #DIV/0!	30.0%	20.0%	9.1%	30.8%	0.0%	33.3%	22.2%	30.0%	#DIV/0!	#DIV/0!
45-49		23.6% #DIV/0!	45.0%	35.0%	36.4%	15.4%	16.7%	0.0%	5.6%	10.0%	#DIV/0!	#DIV/0!
50-54		11.8% #DIV/0!	15.0%	20.0%	27.3%	7.7%	0.0%	0.0%	5.6%	10.0%	#DIV/0!	#DIV/0!
55-59		1.8% #DIV/0!	0.0%	0.0%	9.1%	7.7%	0.0%	0.0%	0.0%	0.0%	#DIV/0!	#DIV/0!
60-64		2.7% #DIV/0!	0.0%	5.0%	0.0%	0.0%	0.0%	0.0%	0.0%	20.0%	#DIV/0!	#DIV/0!
65-69		0.9% #DIV/0!	0.0%	5.0%	0.0%	0.0%	0.0%	0.0%	0.0%	0.0%	#DIV/0!	#DIV/0!
70-74		0.0% #DIV/0!	0.0%	0.0%	0.0%	0.0%	0.0%	0.0%	0.0%	0.0%	#DIV/0!	#DIV/0!
>=75		0.0% #DIV/0!	0.0%	0.0%	0.0%	0.0%	0.0%	0.0%	0.0%	0.0%	#DIV/0!	#DIV/0!
Total # of vehicle	110	0	20	20	11	13	12	6	18	10	0	0
Average speed	42.1	#DIV/0!	45.7	47.4	46.4	41.5	34.2	34.8	35.9	45.5	#DIV/0!	#DIV/0!
St. Dev.	8.9	#DIV/0!	4.8	7.6	8.5	7.8	7.0	7.1	7.9	9.8	#DIV/0!	#DIV/0!
85th percentile	50.3	#NUM!	49.7	51.9	52.2	47.9	40.8	41.9	43.2	57.9	#NUM!	#NUM!
Min	20.6	0.0	35.4	35.4	31.7	28.0	25.0	25.0	20.6	32.5	0.0	0.0
Max	67.4	0.0	54.8	67.4	60.0	55.5	47.3	43.6	52.5	61.5	0.0	0.0
Range	46.8	0.0	19.3	32.0	28.2	27.5	22.3	18.6	32.0	29.0	0.0	0.0



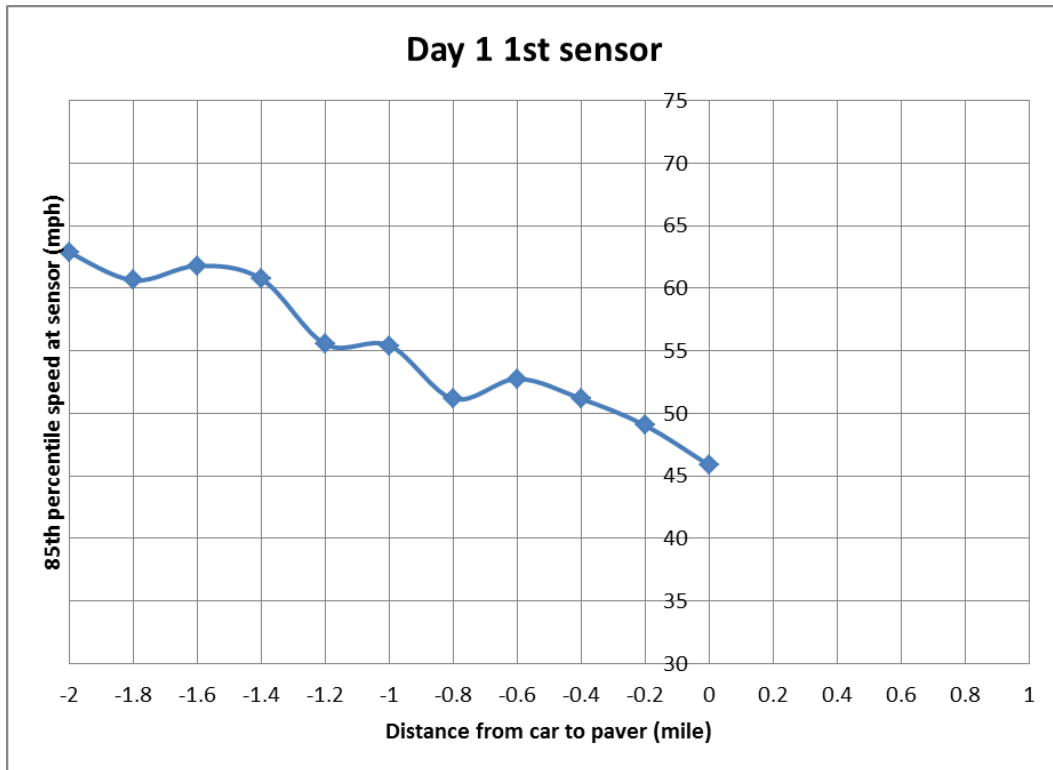
## **APPENDIX D**

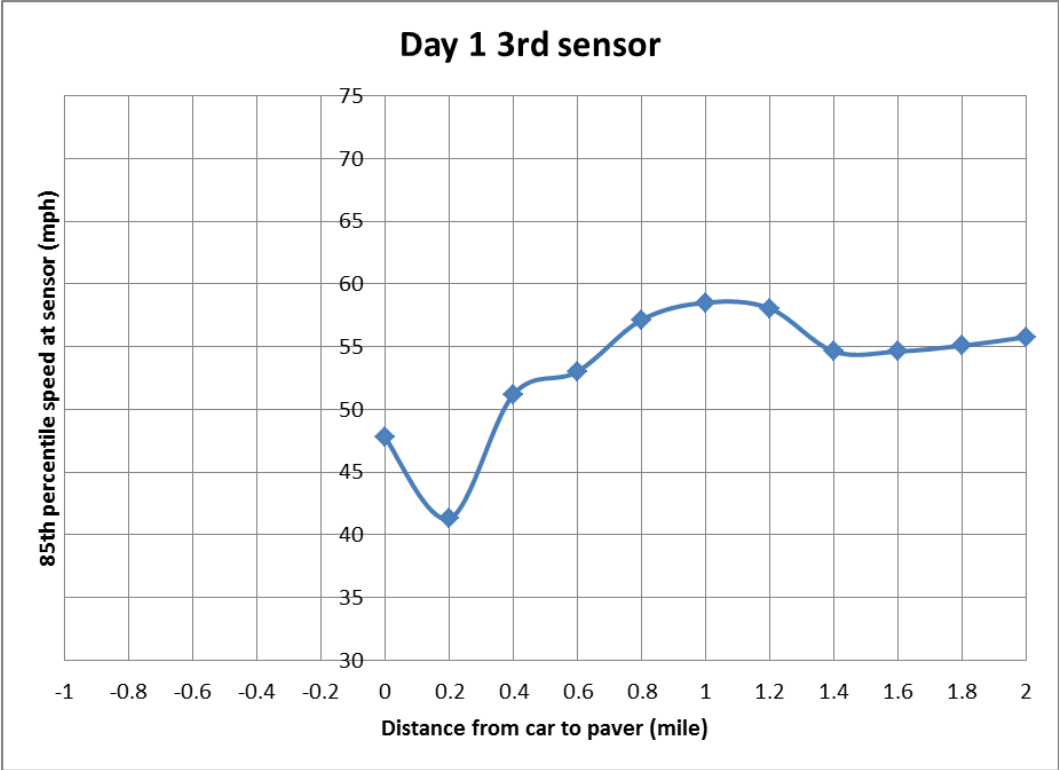
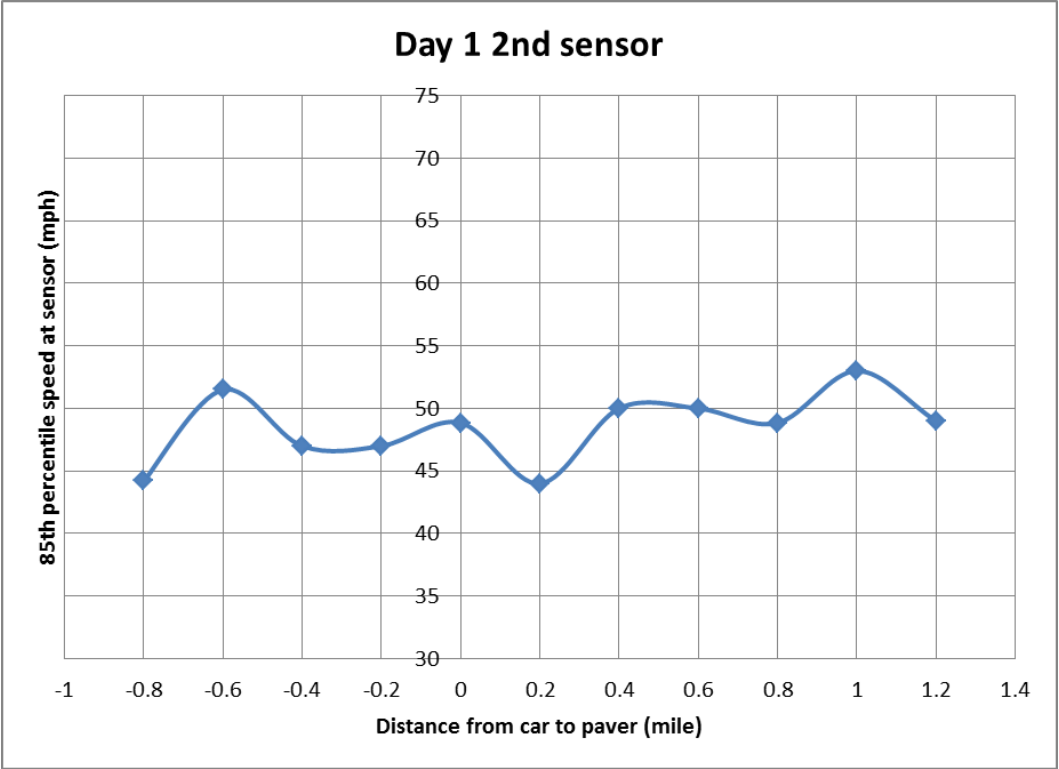
### **SPEED VS DISTANCE TO PAVER FOR EACH DAY FOR I-5 HUGO PROJECTS**



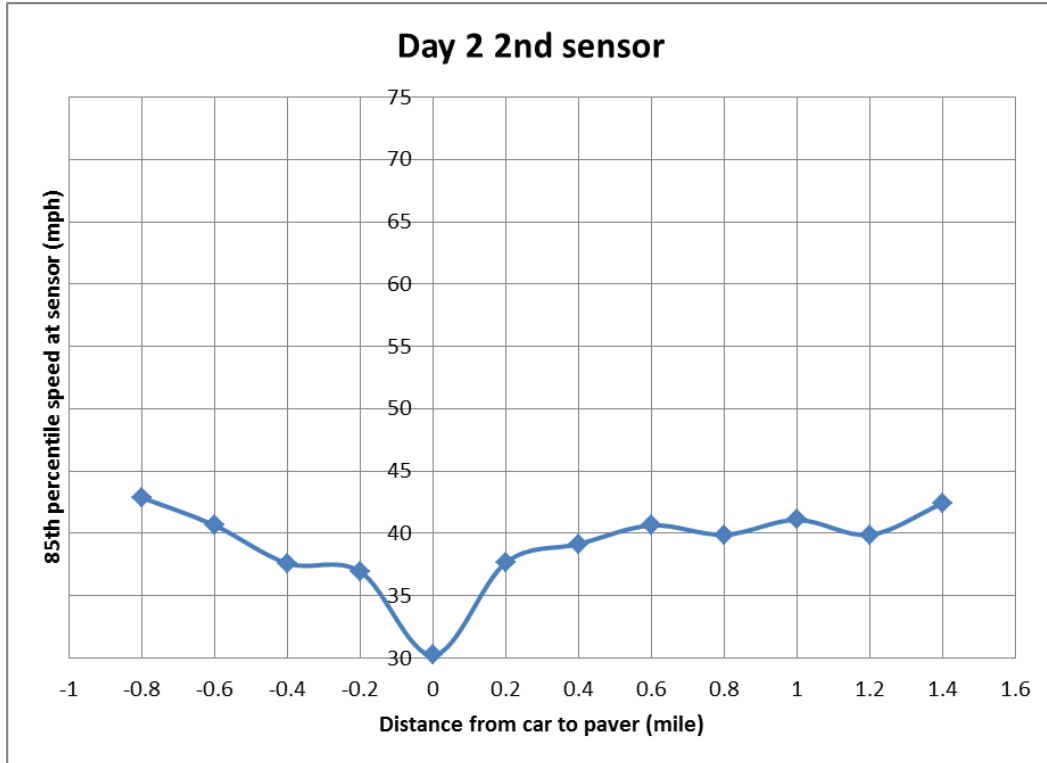
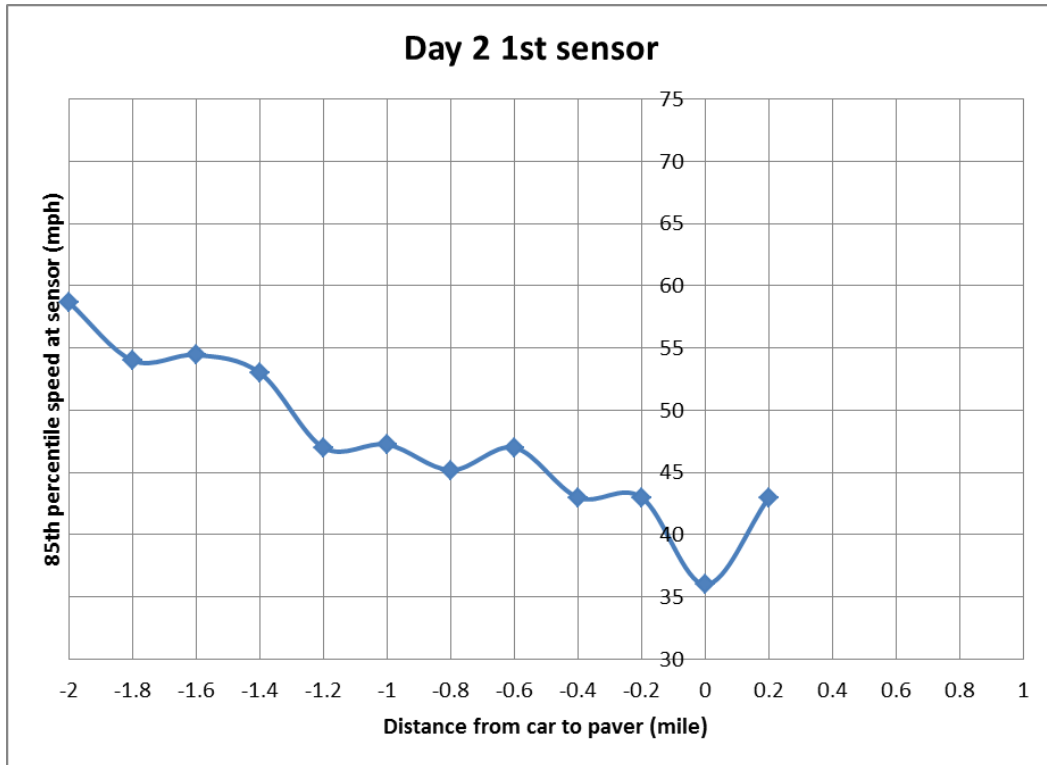
## 4.0 APPENDIX D – SPEED VS DISTANCE TO PAVER FOR EACH DAY FOR I-5 HUGO PROJECTS

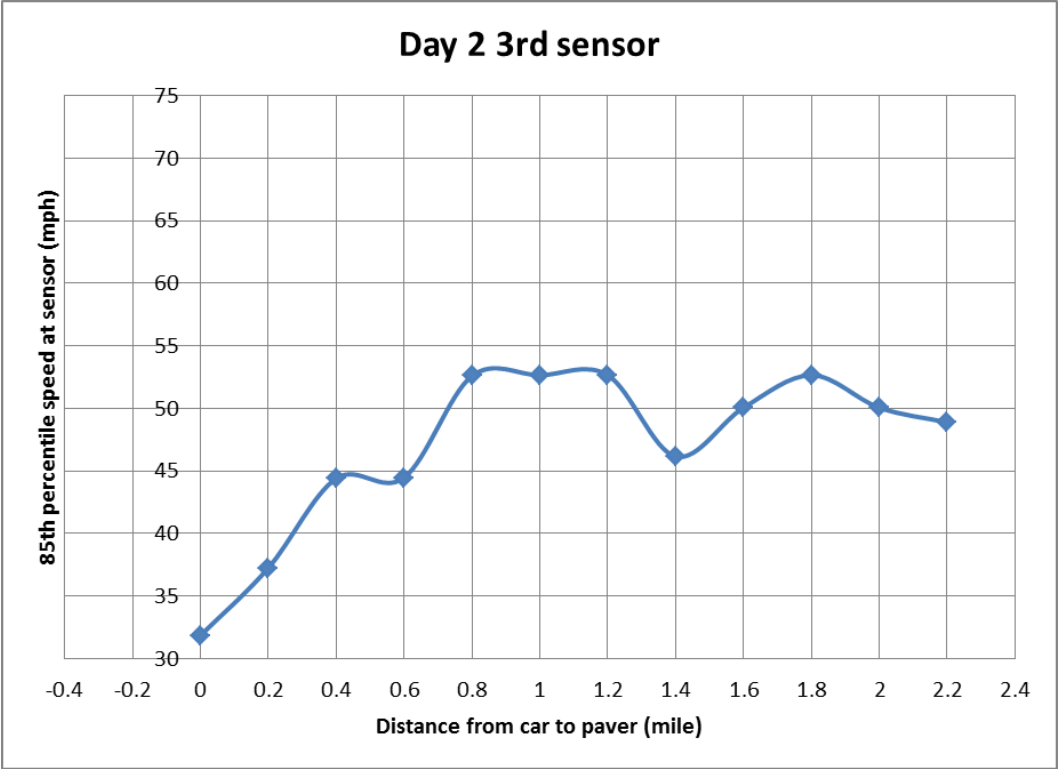
Day 1





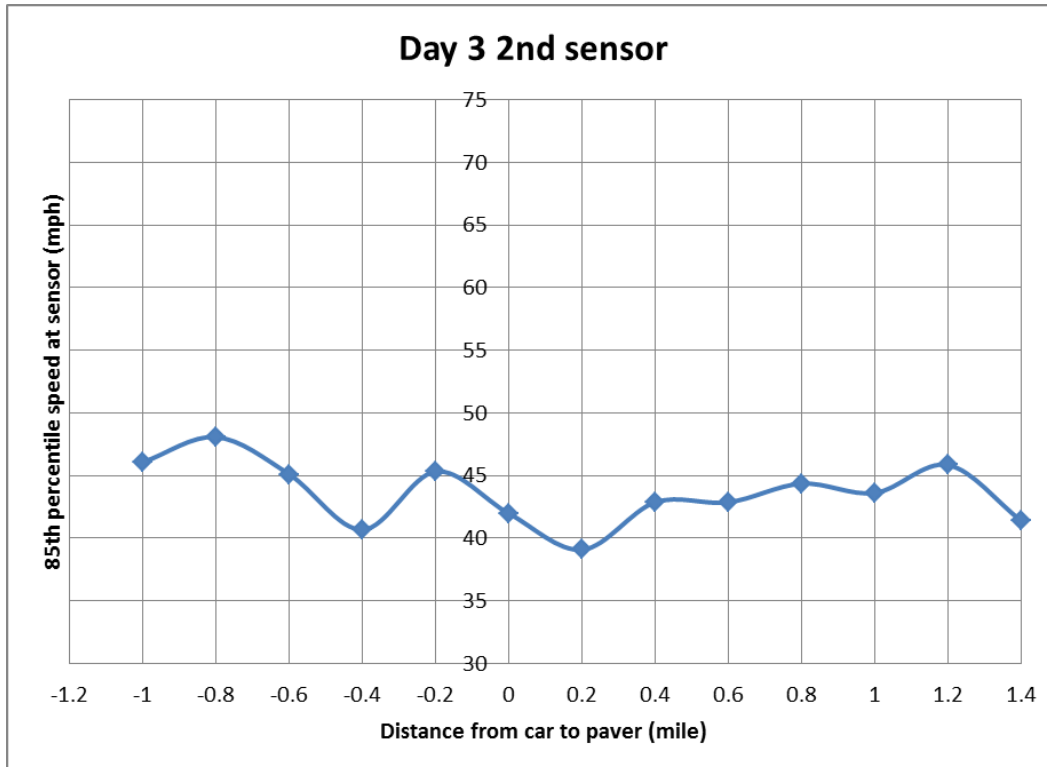
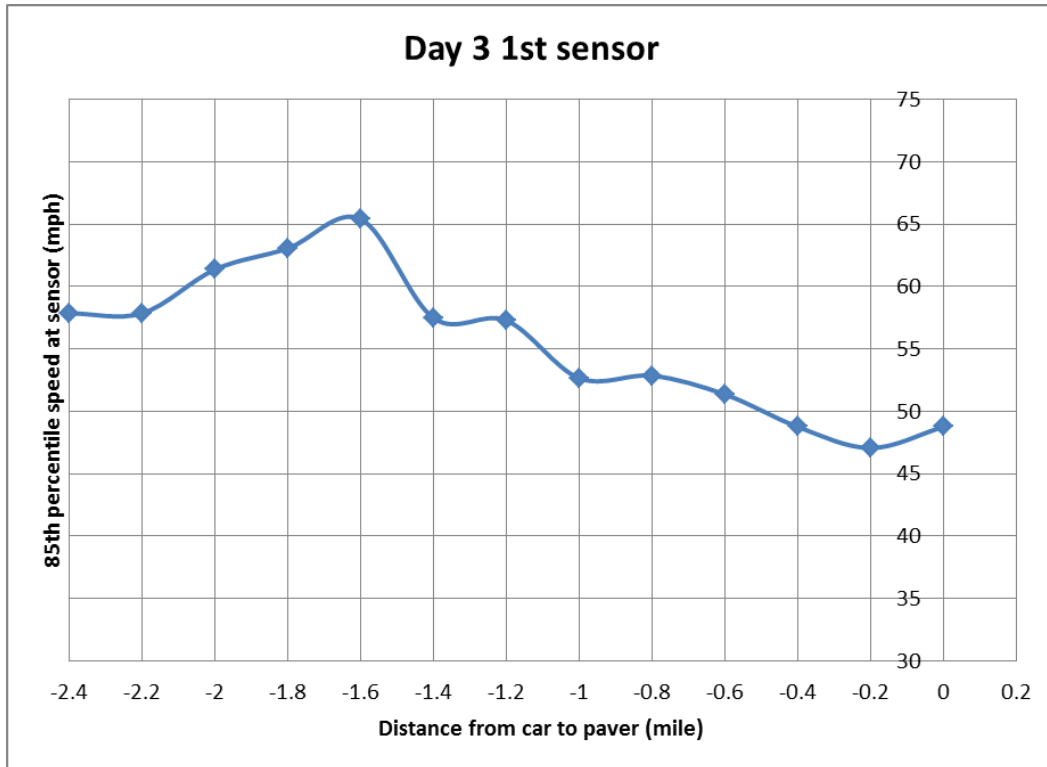
Day 2

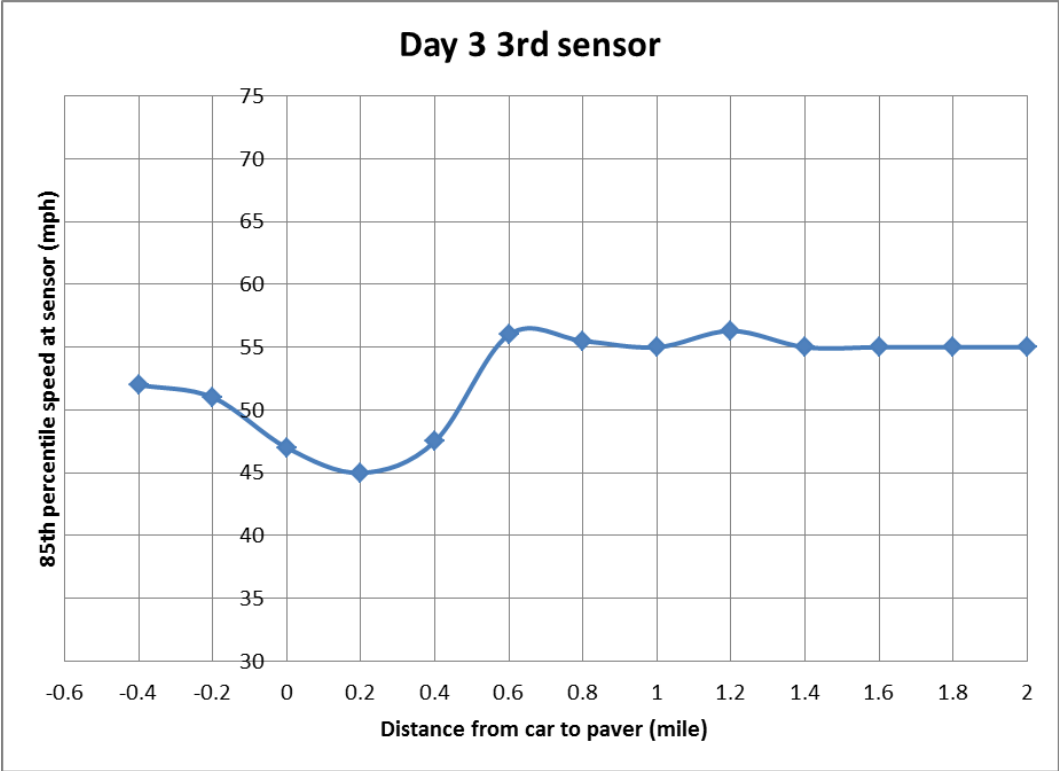




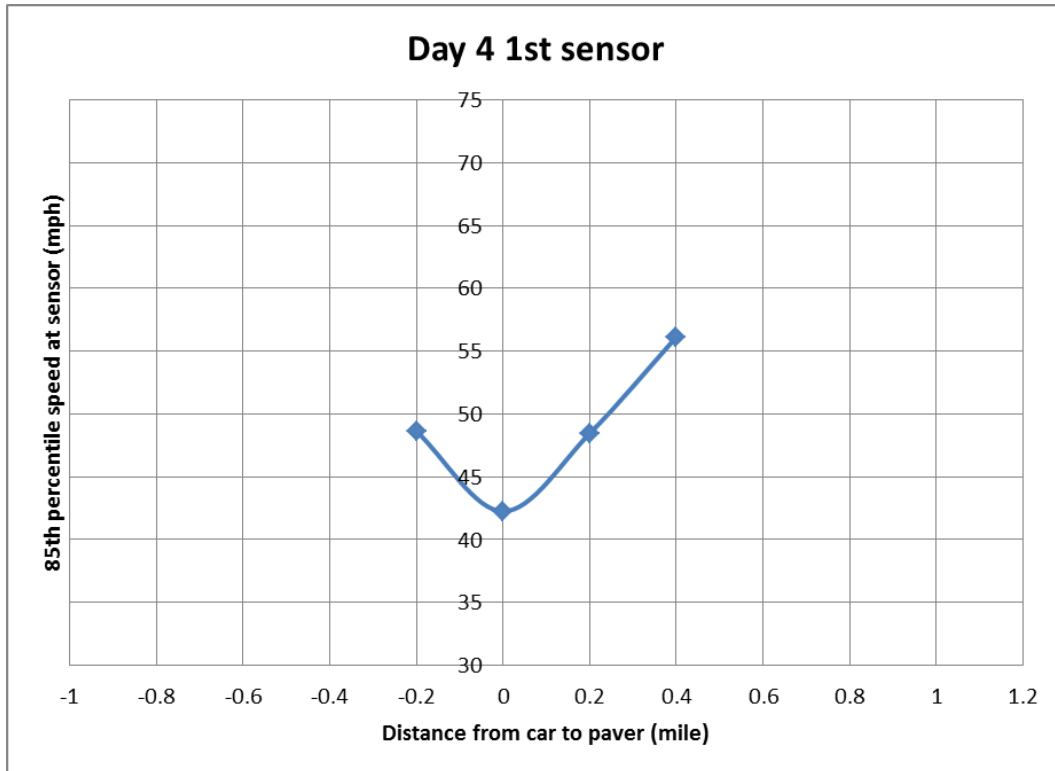


Day 3



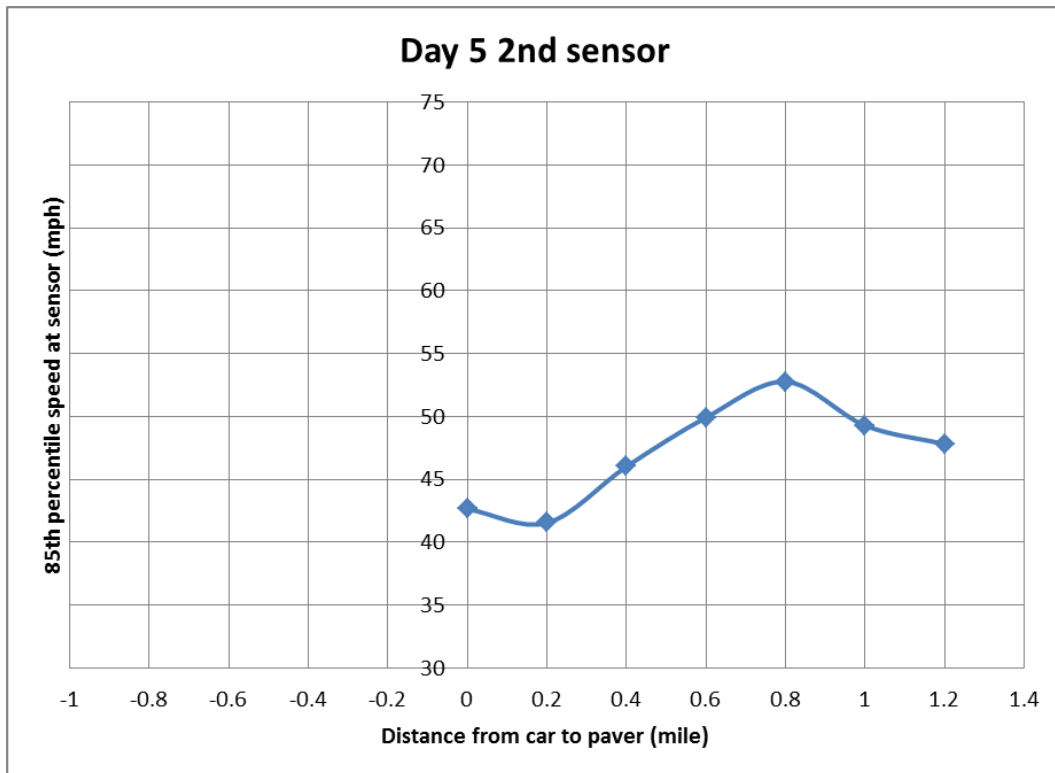
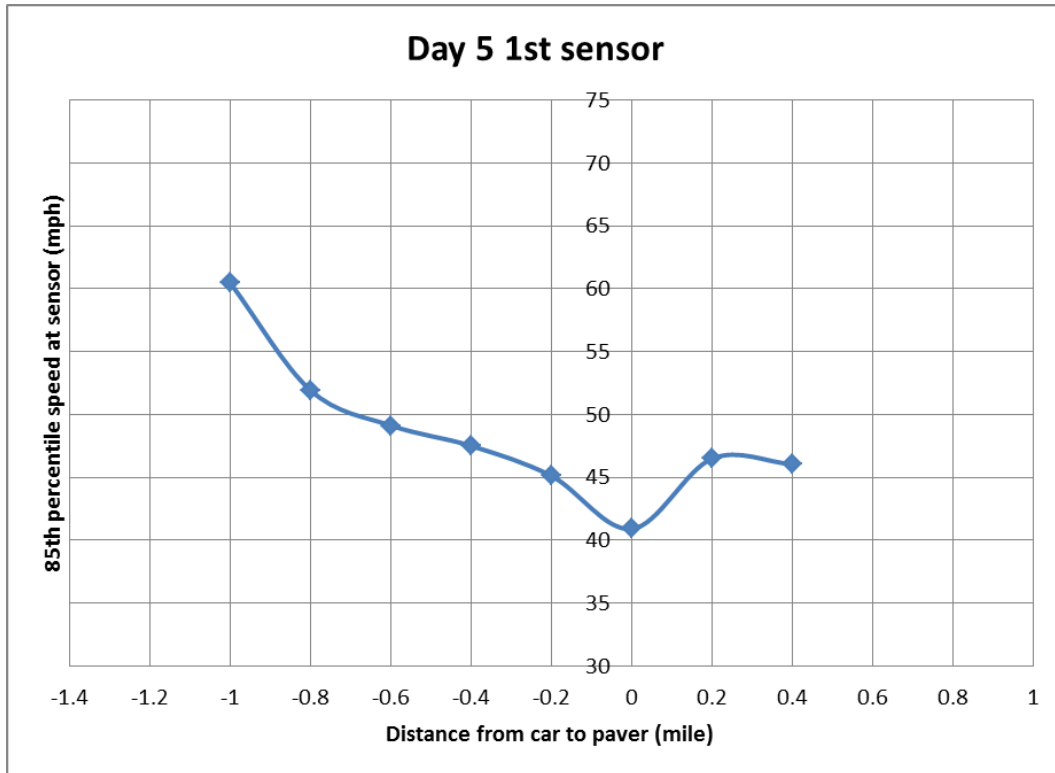


Day 4

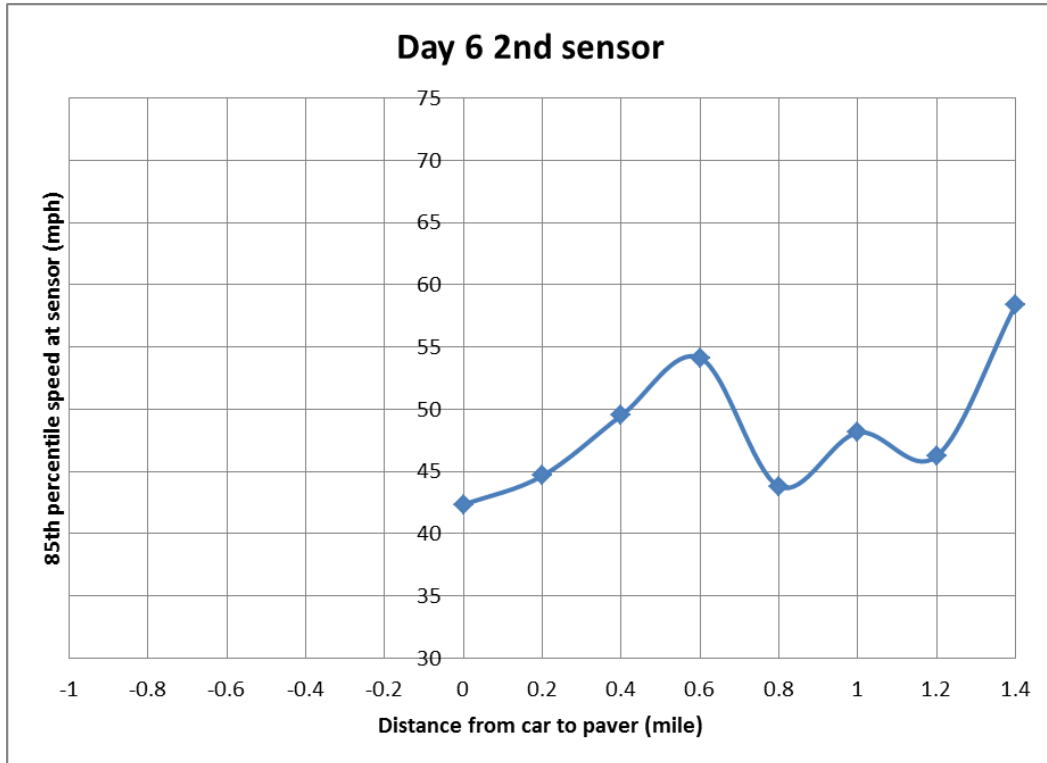
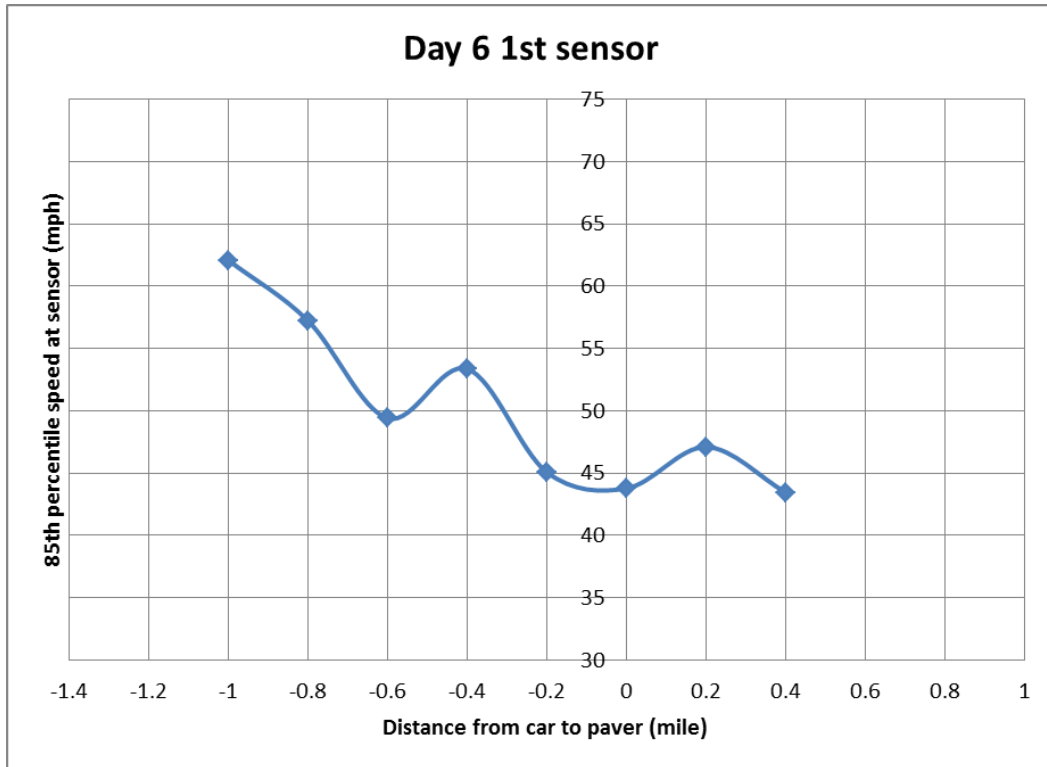


Note: The paver only reach to 1<sup>st</sup> WZ sensor by 5am.

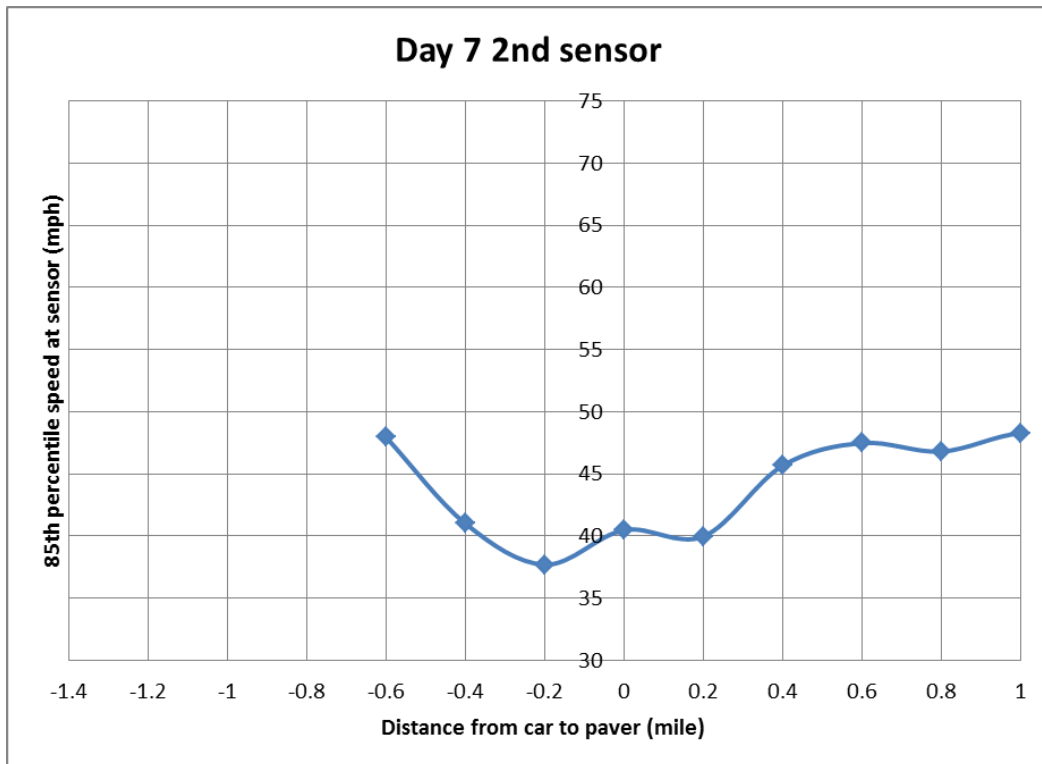
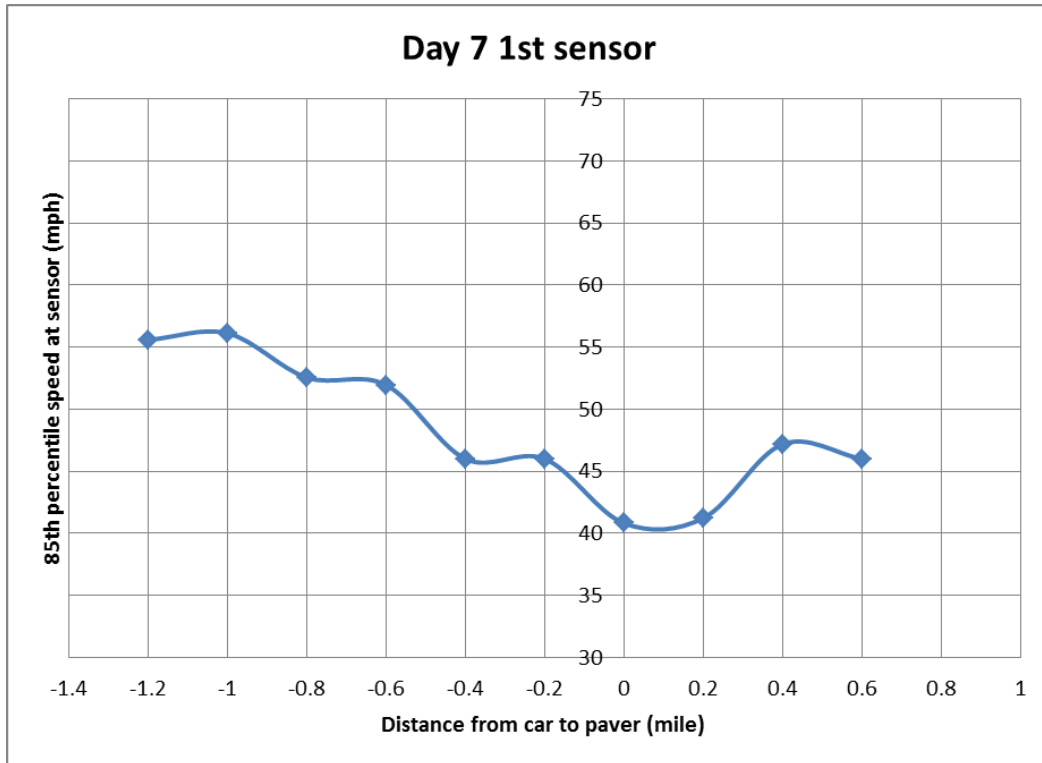
Day 5



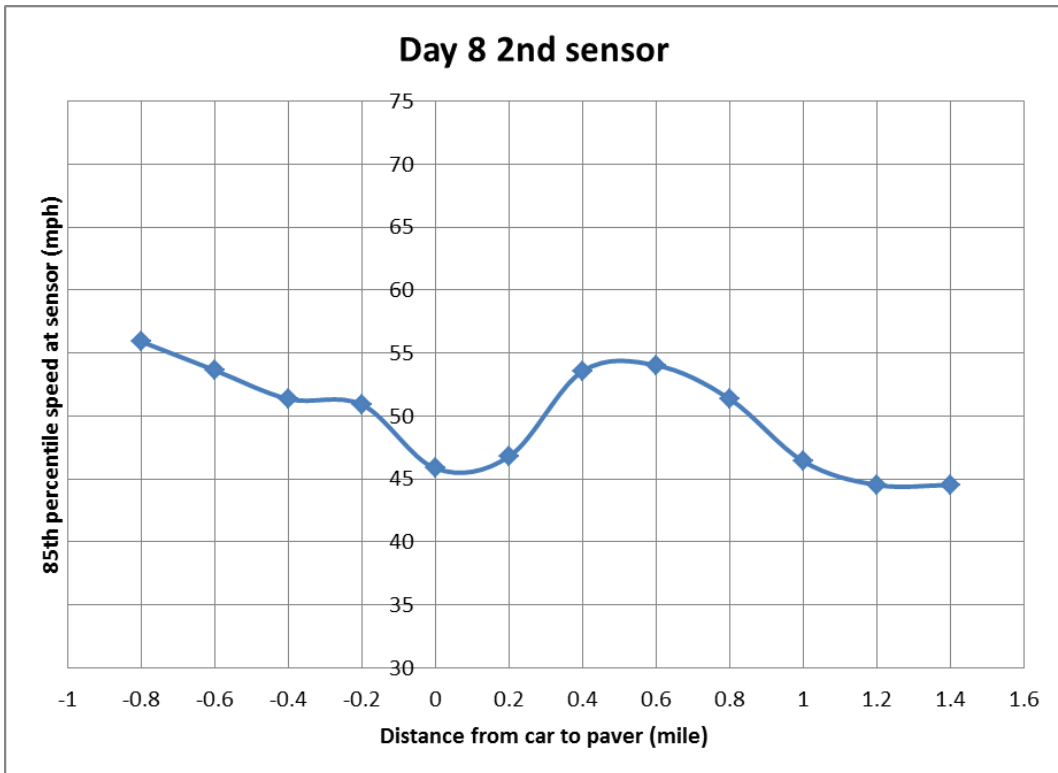
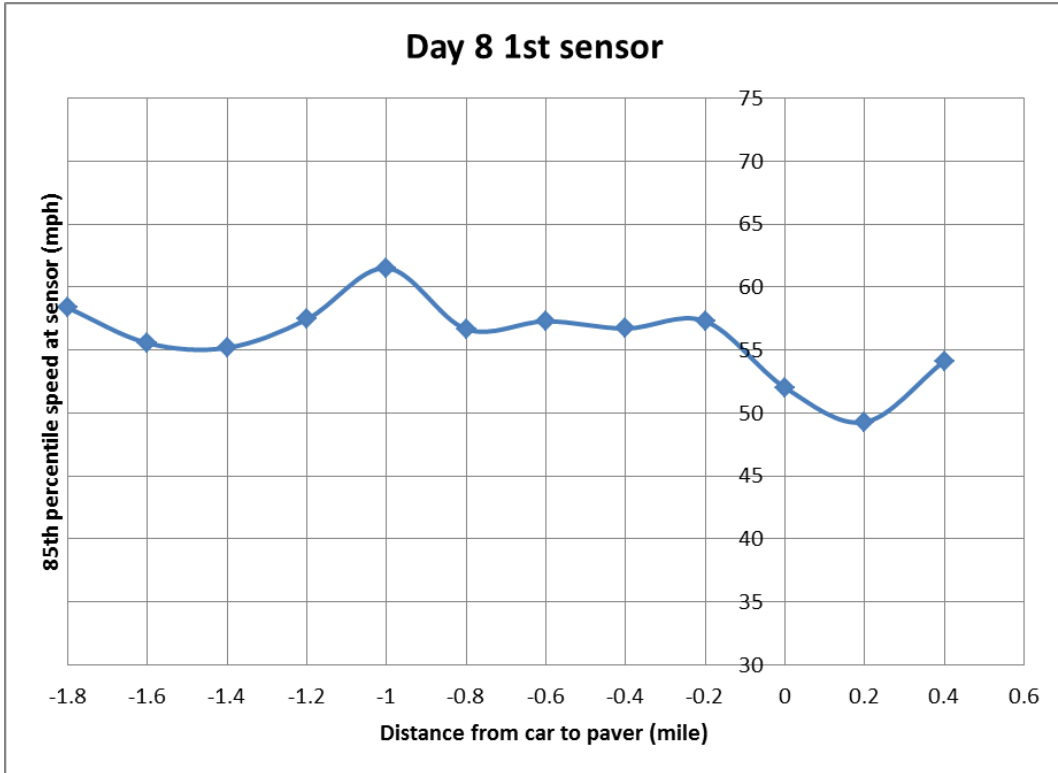
Day 6



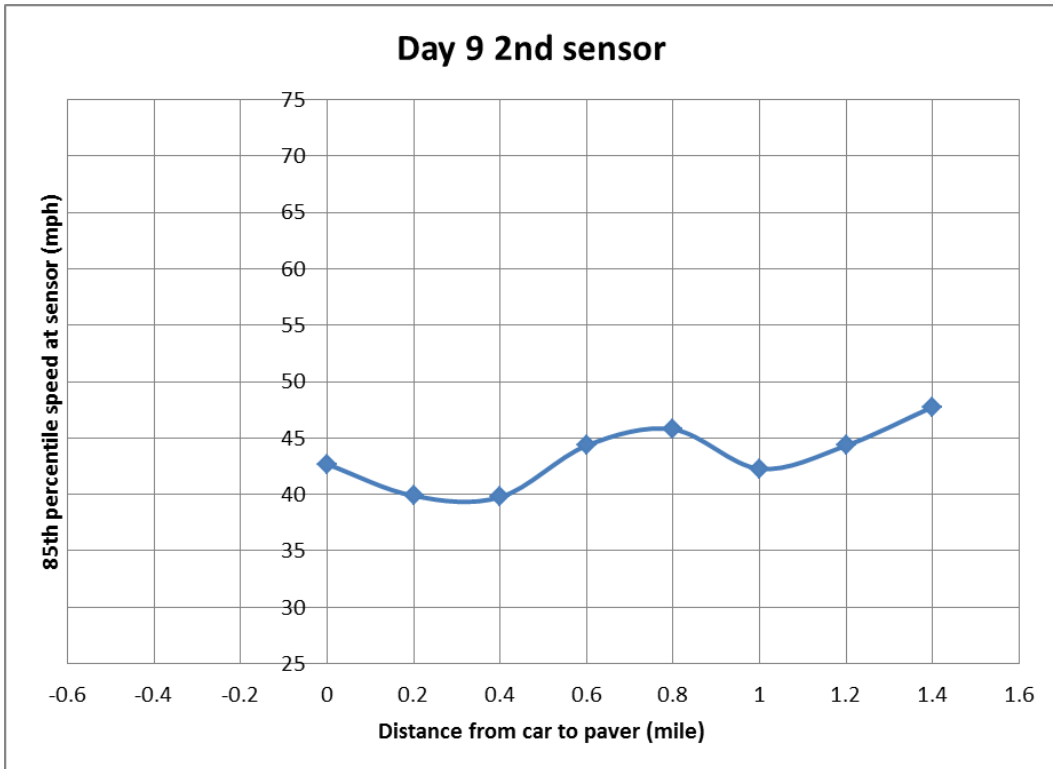
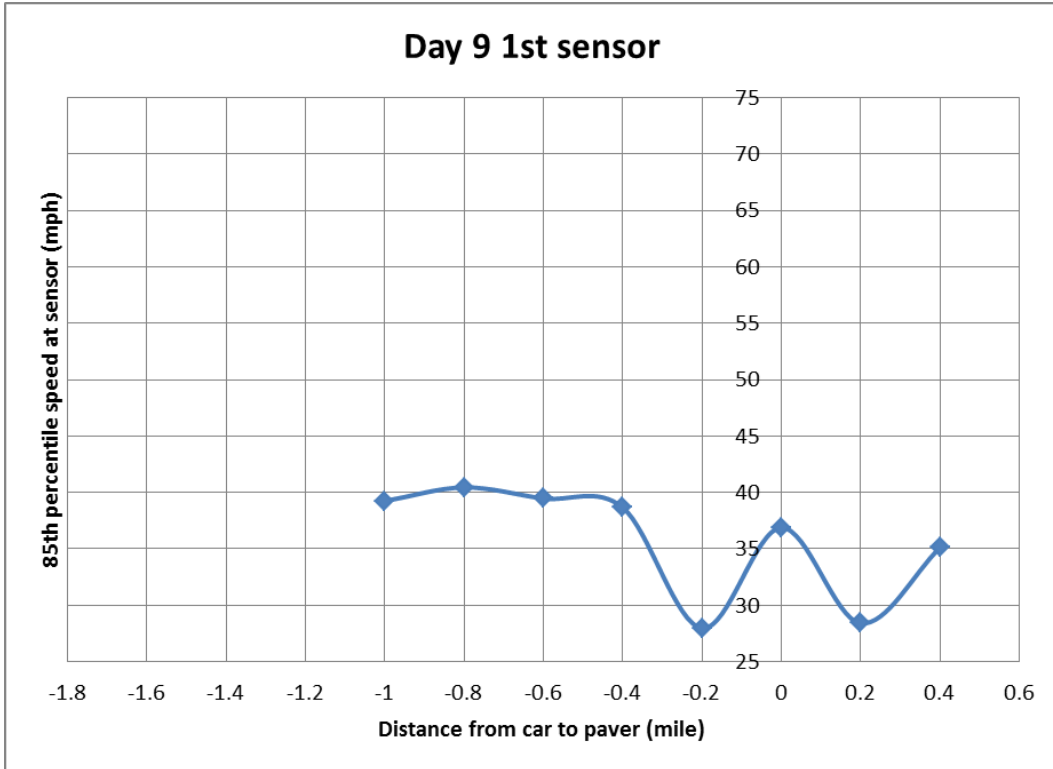
Day 7



Day 8

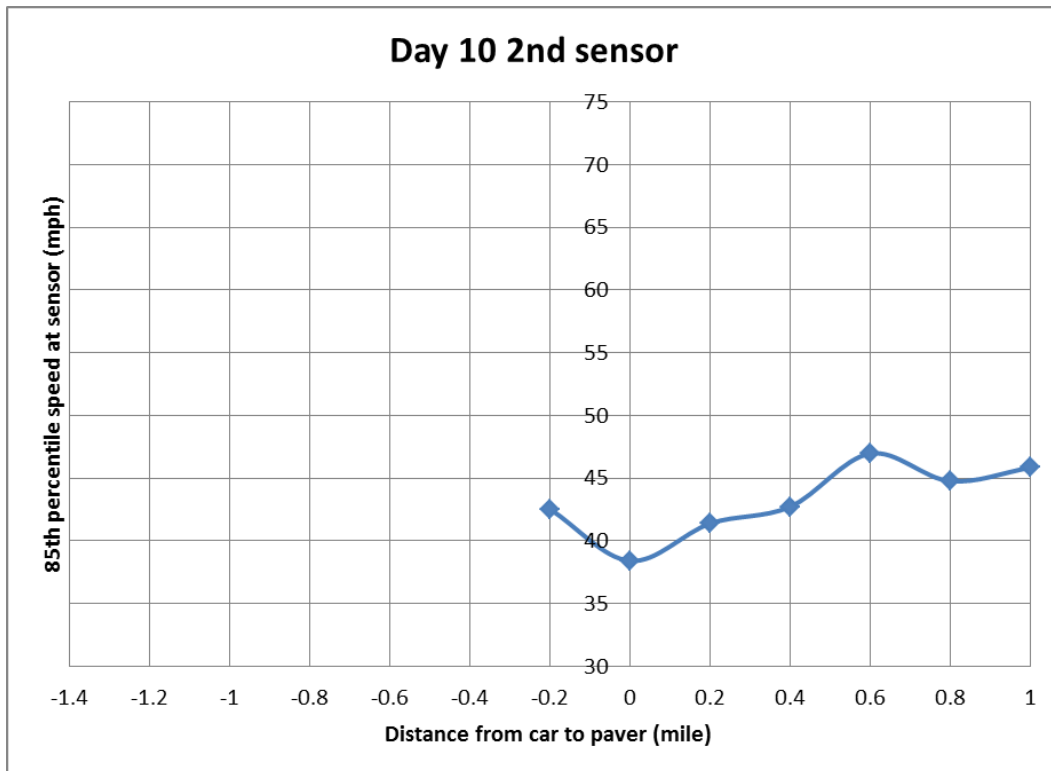
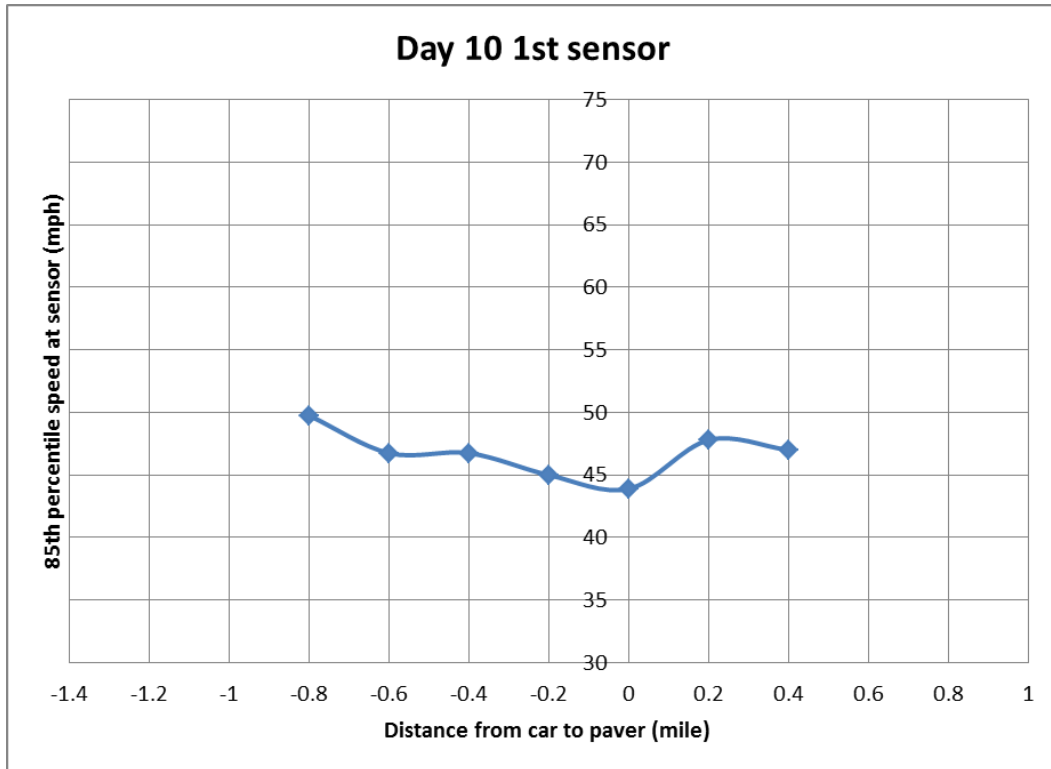


Day 9

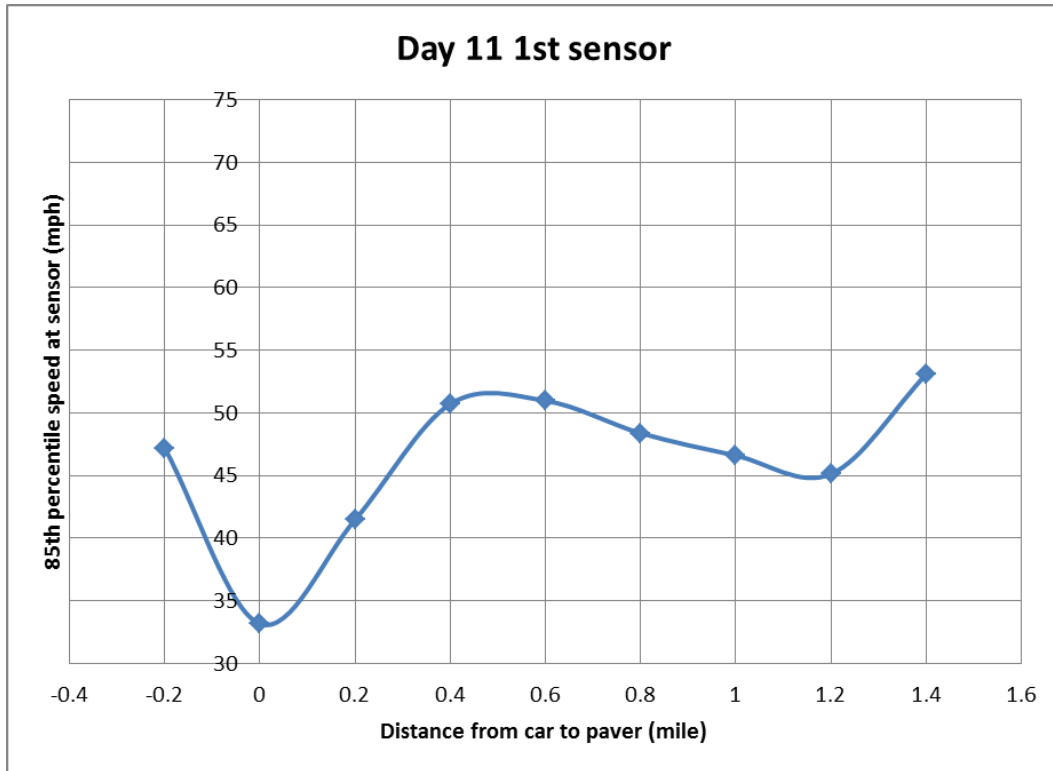




Day 10

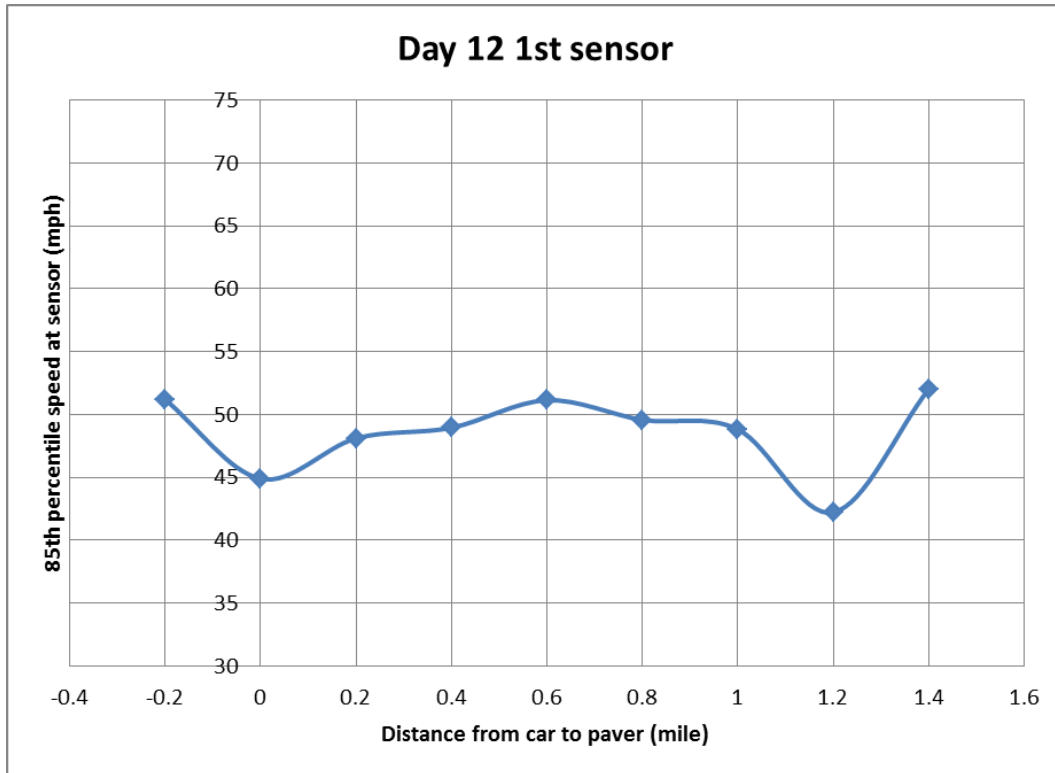


Day 11



Note: The paver only reach to 1<sup>st</sup> WZ sensor by 5am.

Day 12



Note: The paver only reach to 1<sup>st</sup> WZ sensor by 5am.



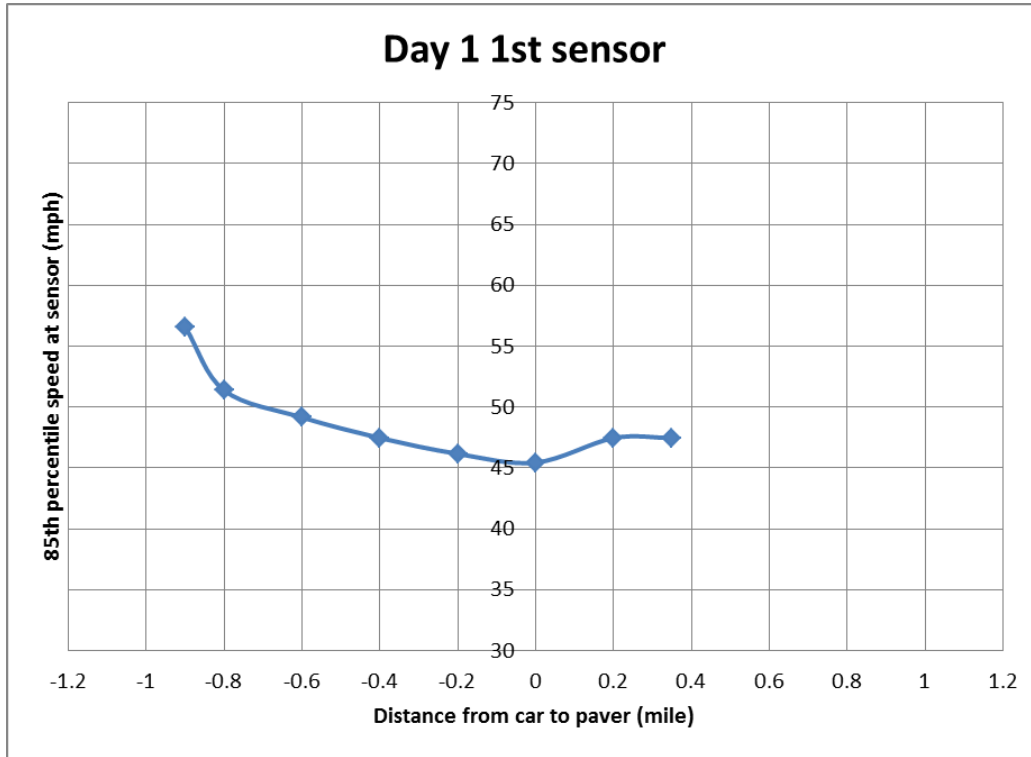
## **APPENDIX E**

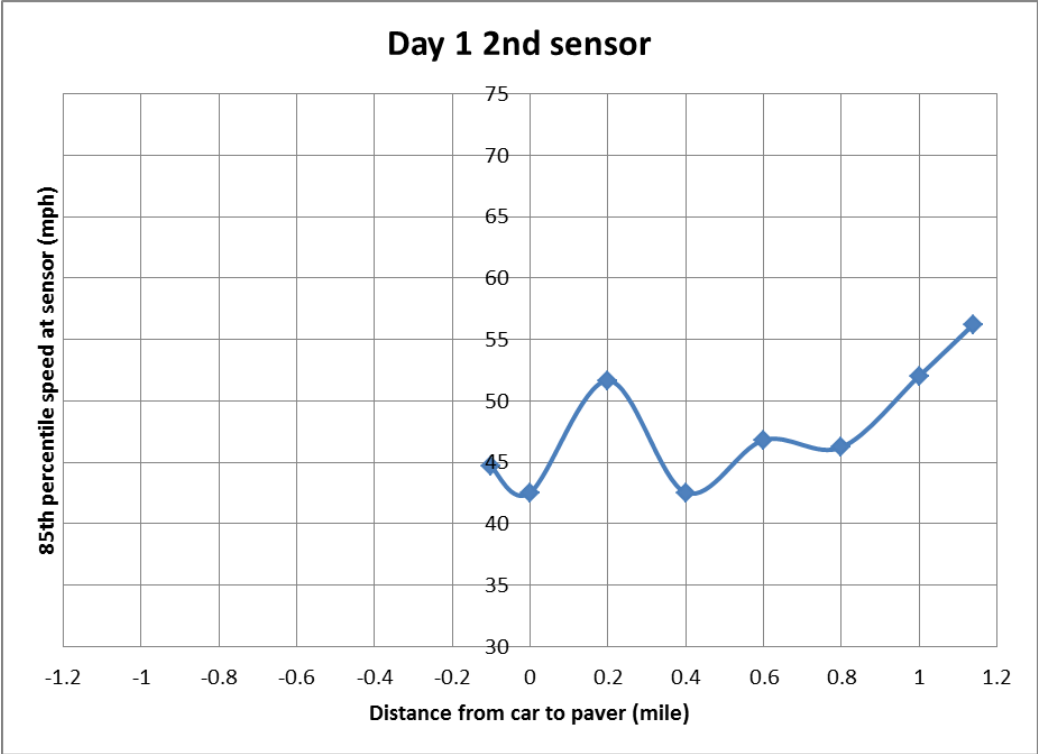
### **SPEED VS DISTANCE TO PAVER FOR EACH DAY FOR I-5 ROCK POINT PROJECTS**



## 5.0 APPENDIX E - SPEED VS DISTANCE TO PAVER FOR EACH DAY FOR I-5 ROCK POINT PROJECTS

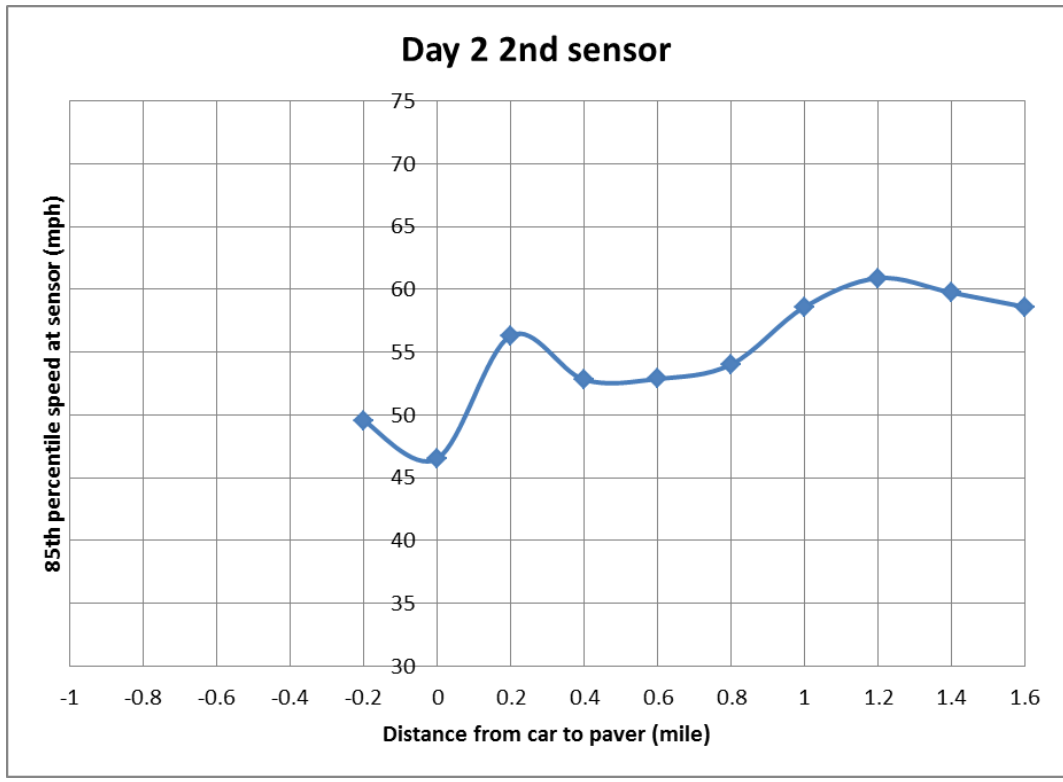
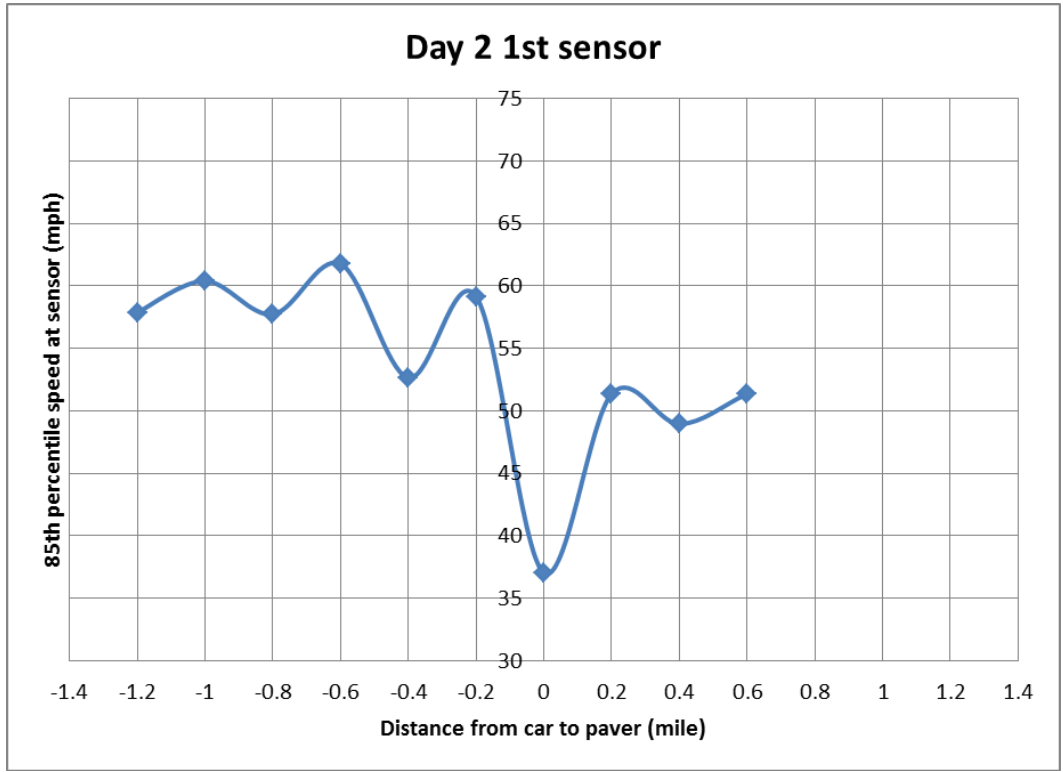
Day 1



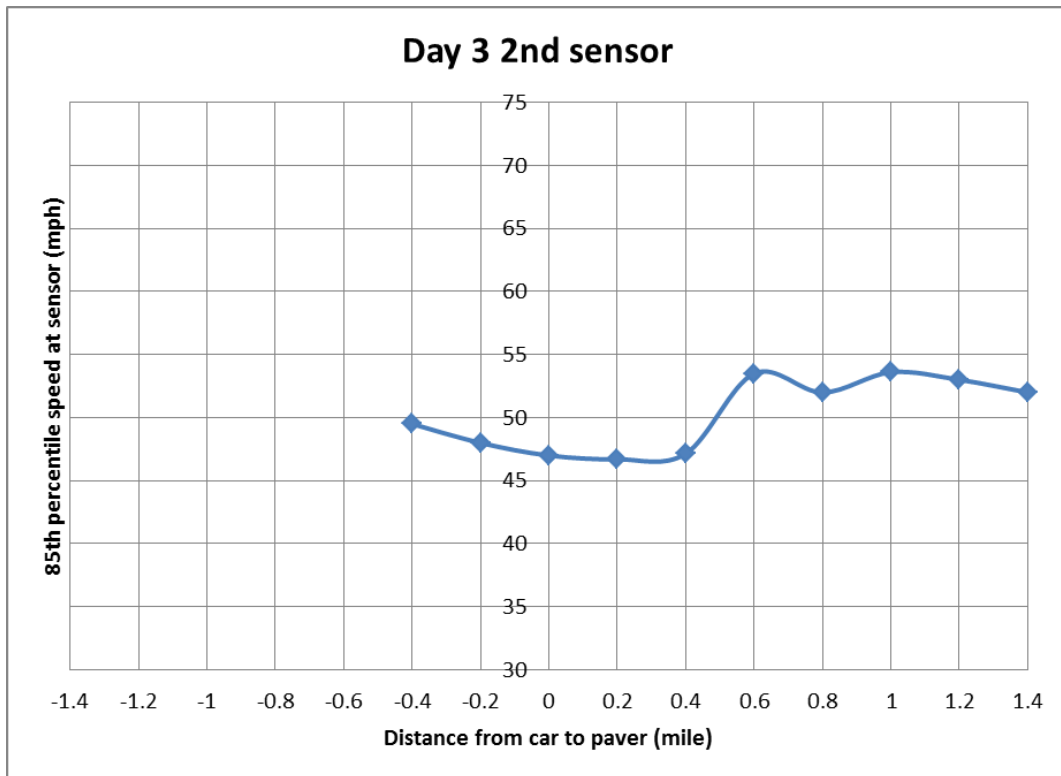
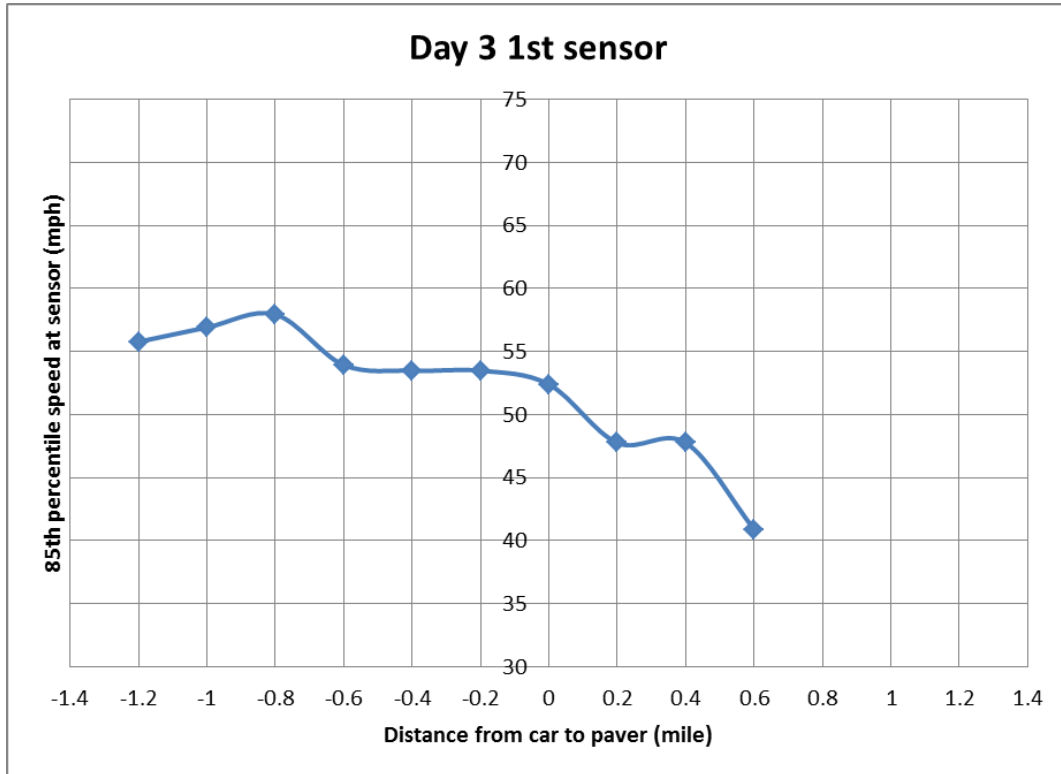




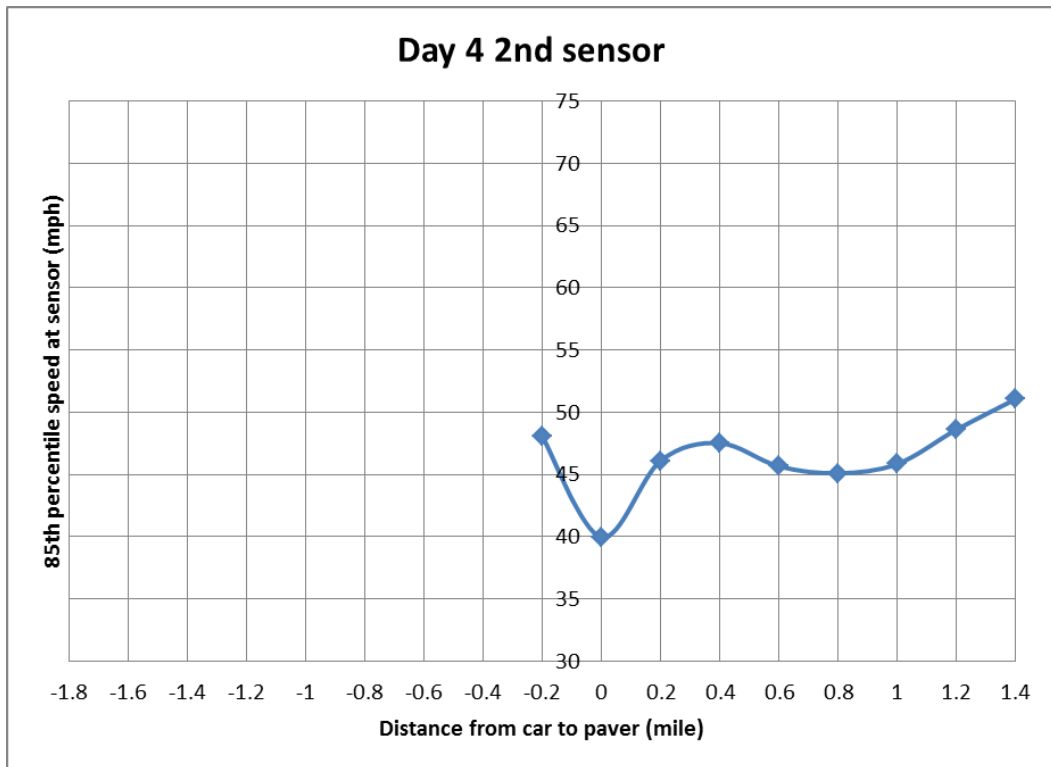
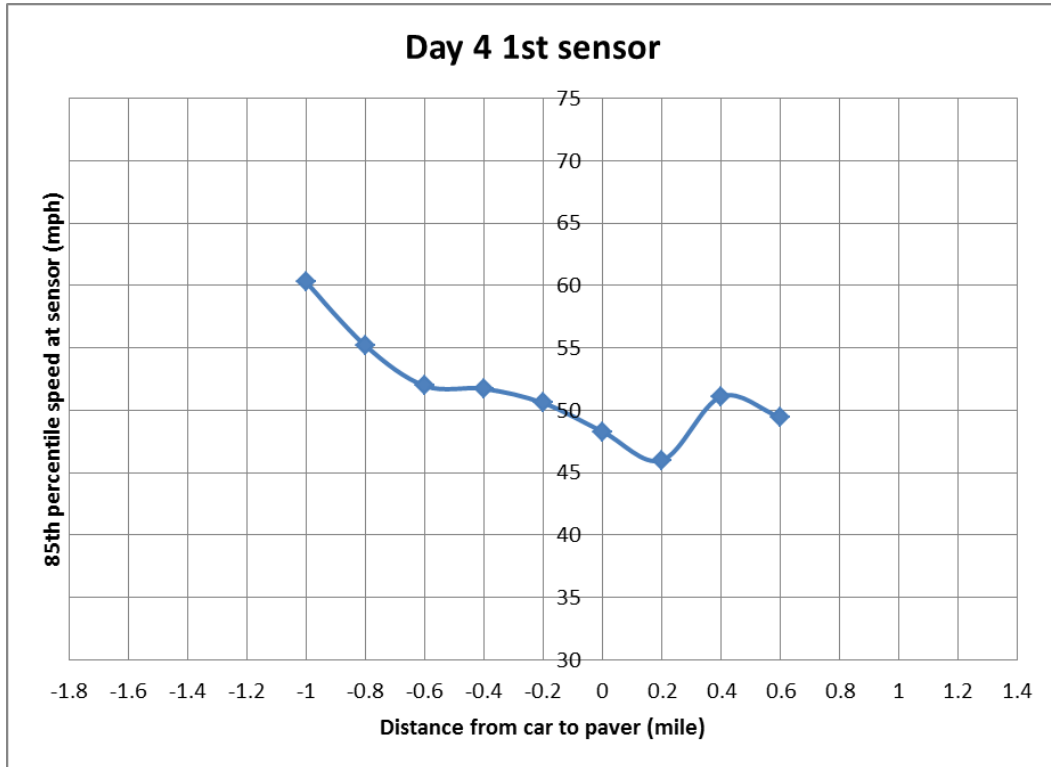
Day 2



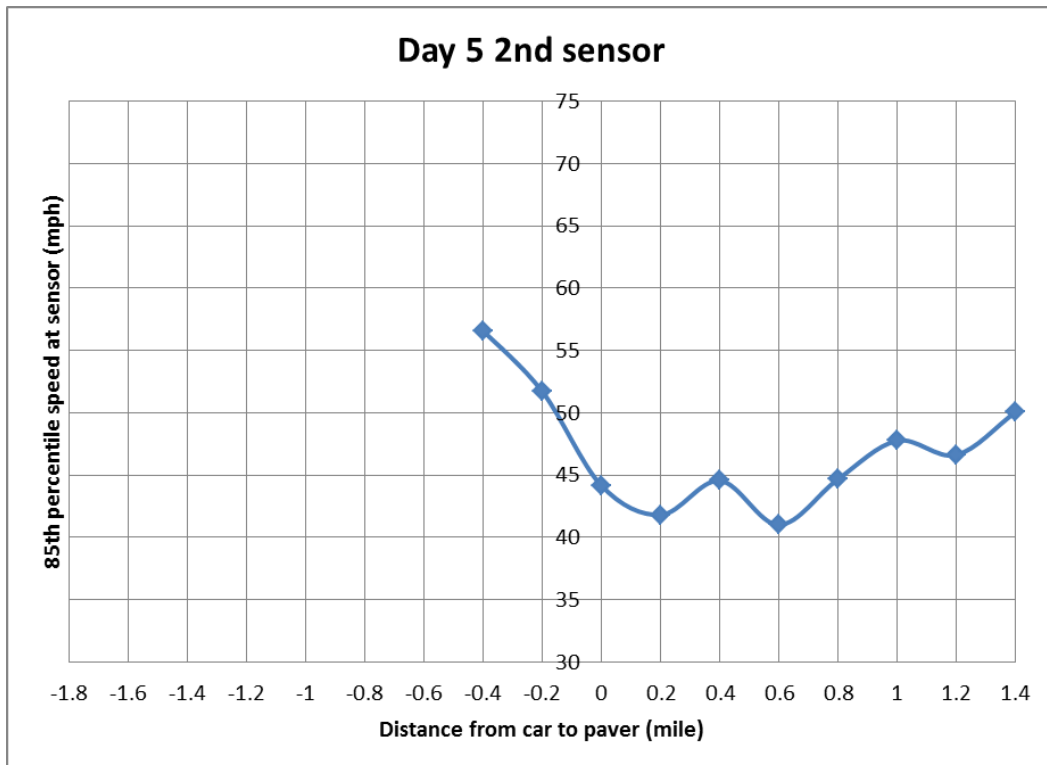
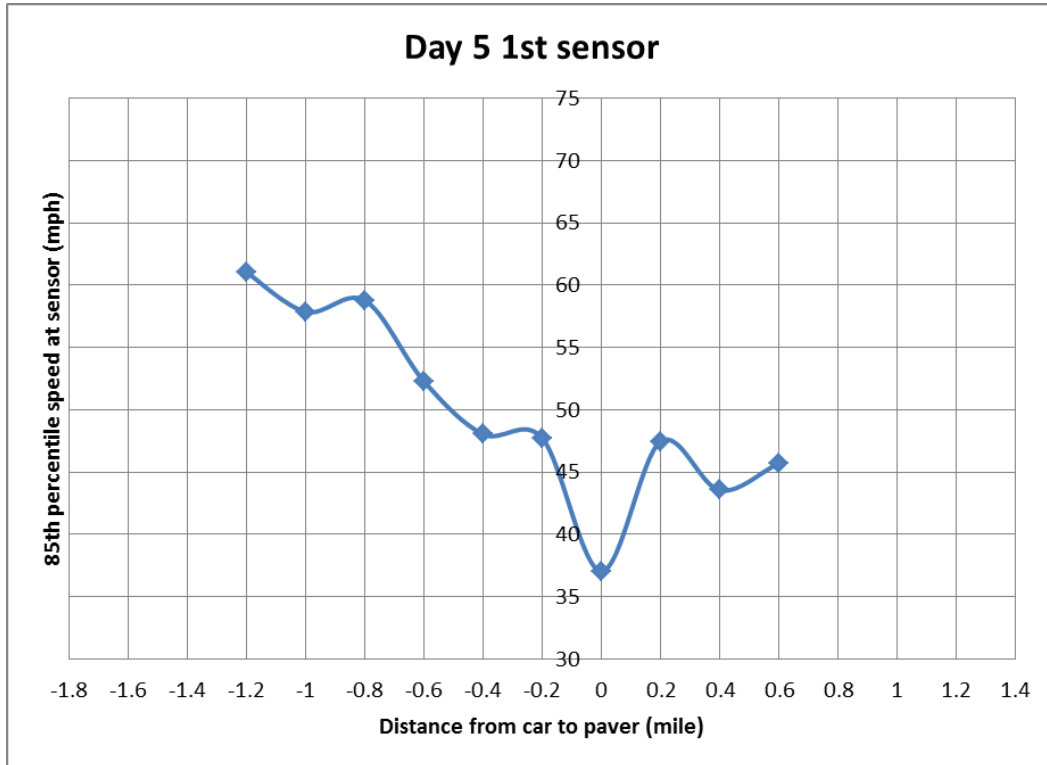
Day 3



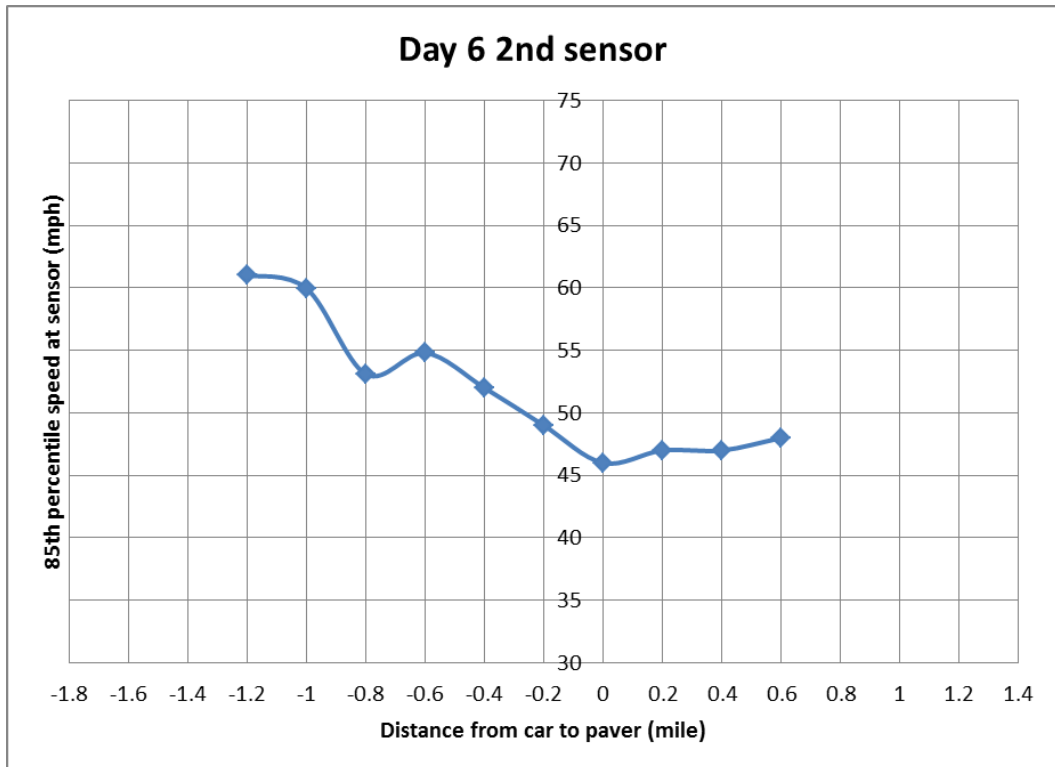
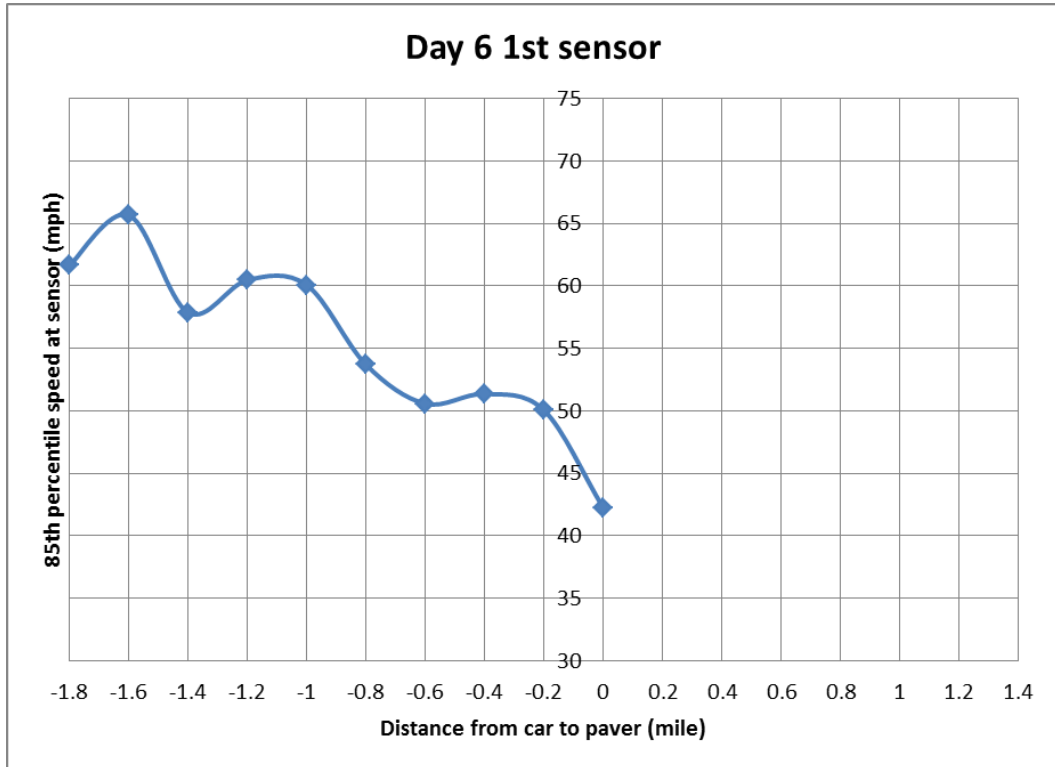
Day 4



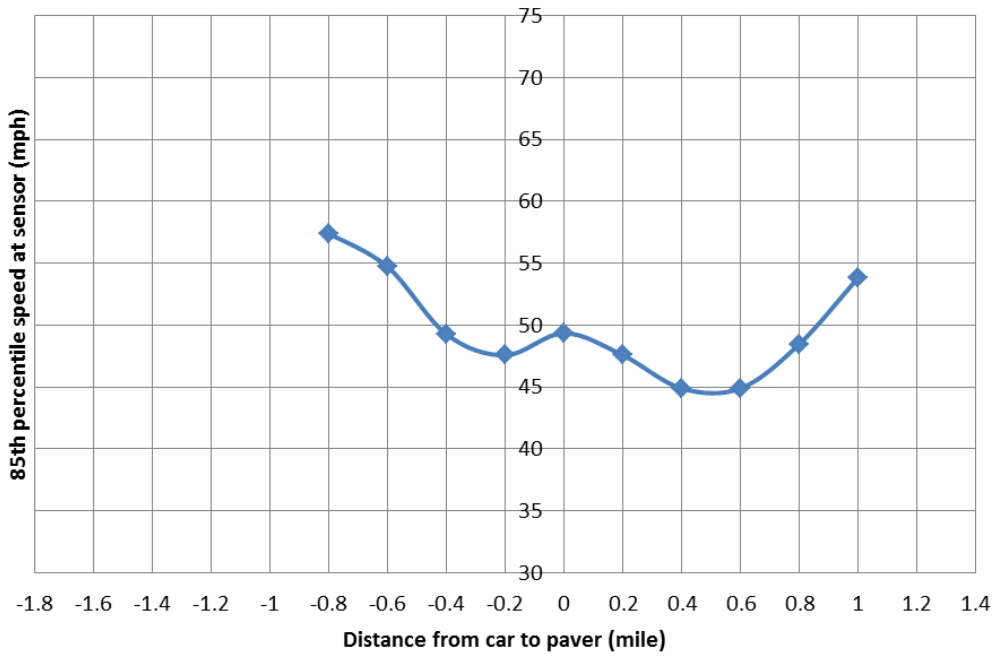
Day 5



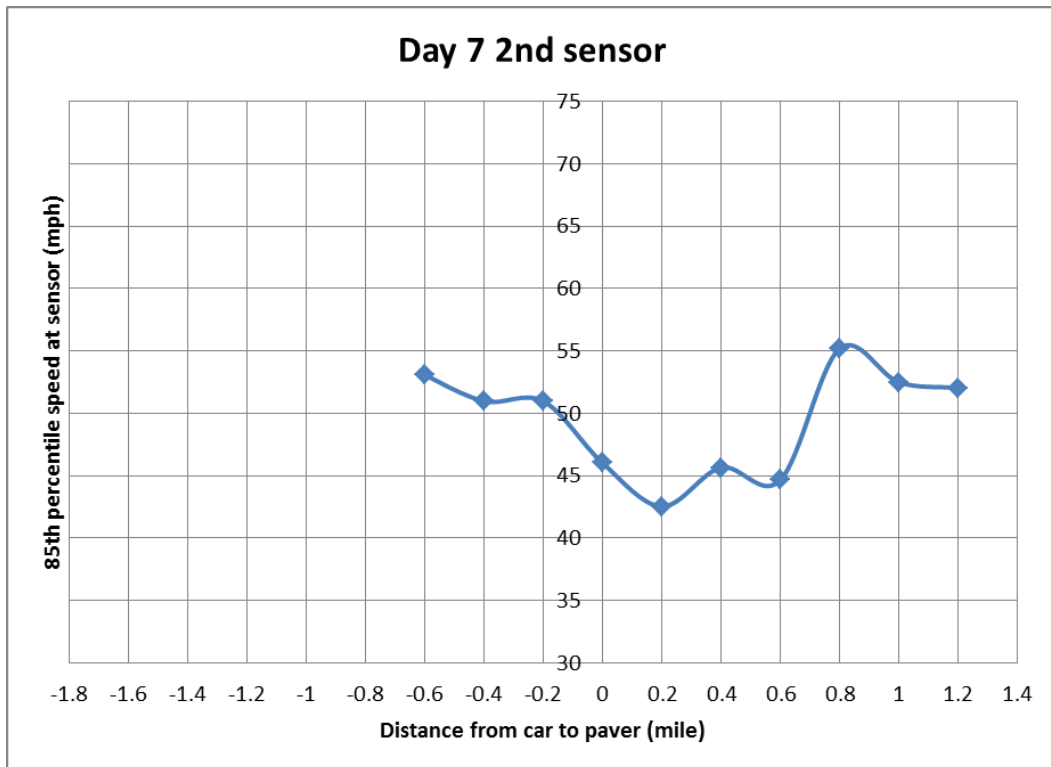
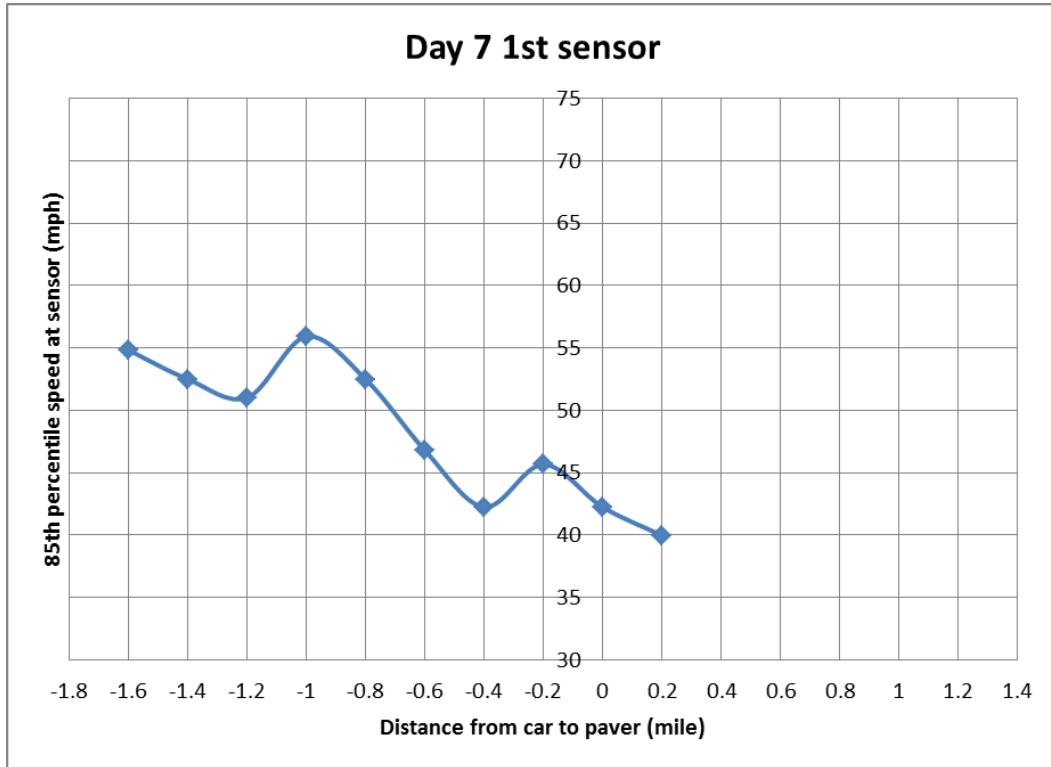
Day 6



### Day 6 3rd sensor



Day 7



Day 8

