

IMPLEMENTING SPEED REDUCTIONS AT SPECIFIC INTERSTATE WORK ZONES FROM 65 MPH TO 35 MPH

APPENDICES TO FINAL REPORT

SPR 751

by

John A. Gambatese, Fan Zhang, and Ali Moghaddam Vahed
School of Civil and Construction Engineering
Oregon State University
220 Owen Hall
Corvallis, OR 97331

for

Oregon Department of Transportation
Research Unit
200 Hawthorne SE, Suite B-240
Salem, Oregon 97301-5192

and

Federal Highway Administration
400 Seventh Street, SW
Washington, D.C. 20590

February 2013

Table of Contents

Appendix A - Potential Projects for High Speed Reduction Research Study1

Appendix B - ODOT High Speed Reduction Research Project On-site Survey Form9

Appendix C - Interview Form for Contractor Asphalt Truck Drivers10

Appendix D - Research Observation Form11

Appendix E – Information of How to Use The Portable Traffic Analyzer NC20013

Appendix F - Speed Data Summary for I-84 Projects.....14

Appendix G - Speed Data Summary for I-5 Projects 130

Appendix H - MnDOT’s Field Staff Police Enforcement Checklist 202

Appendix I - Speed VS Distance to Paver for Each Day for I-84 Projects.... 203

Appendix J - Speed VS Distance to Paver for Each Day for I-5 Projects 214

Appendix K – Statistical Analysis Output..... 221

Appendix A - Potential Projects for High Speed Reduction Research Study

1. I-5: HOLLADAY – MARQUAM

Beginning and ending milepoints: 300.9 to 302

Key #: 15140

County: Multnomah

Region: 1

Bid opening date: 2/10/2011

Completion Time: 9/30/2012

I-5: HOLLADAY-MARQUAM & I-405: FREMONT BRIDGE

HIGHWAY: PACIFIC (I-5)

COUNTY: MULTNOMAH

FED/STATE ID.: IM-BHF-S001(374)

NO. OF BIDDERS: 3 PCS/KEY NO: 15140 CONTRACT NO: 14304

LOW: KERR CONTRACTORS, INC., WOODBURN,OR \$ 7,387,782.30

2ND: WILDISH STANDARD PAVING CO., EUGENE,OR \$ 7,732,450.04

3RD: GRANITE NORTHWEST, INC., WATSONVILLE,CA \$ 8,888,888.00

ENGINEER'S RECOMMENDATION: AWARDED TO KERR CONTRACTORS, INC. ON 03/04/11 BY ODOT HIGHWAY DIVISION ADMINISTRATOR WITH CONCURRENCE OF FEDERAL HIGHWAY ADMINISTRATION ON 03/08/2011.

I-5: Holladay – Marquam & I-405 Fremont Bridge Section of the Pacific and Stadium Highways in Portland. FAP No. IM-BHF-S001(374)(\$ 5,000,000 - \$ 10,000,000). Req. approx. 1,850 hr training; 3,820 ft² temp. signs; 125 ft temp. conc. barr.; 72,550 ft temp. removable tape; 240 hr tow truck; 9 ea. PCMS; 1,670 hr flagging; 147 ea TCS; work cont. plan & syst.; const. surv. work; 4 ea. conc. inlets; 32,822 yd² br. deck cold pln pvmt. rem.; 11,188 yd² const. PPC overlay; 275 yd³ furnish PPC; 119 ft poured jt. seals; 913 ft preformed compression seals; 5,420 yd² cold pln. pvmt. rem.; 28,800 yd² diamond grind PCC pvmt.; 3,079 ton HMA; 179 ton PG 70-22 asph.; 161 ton PG 70-22 ER asph.; 2,135 ton epoxy asph. surfacing; 1,200 yd² precast prestressed conc. pvmt.; 140 yd² CRCP repair; 44,784 ft MMA striping; 16,700 lb br. str. mounts; traffic sensor poles and foundations; ramp meter install.; radar traffic sensor install; CCTV camera equip.; variable speed sign install; common electrical work. Completion Time: September 30, 2012. Classes of Work: Either A) Asphalt Concrete Paving and Oiling, or B) Bridges and Structures.

2. I-205: SE FOSTER RD – SE 82 ND DR

Beginning and ending milepoints: 11 to 17.8

Key #: 16847

County: Clackamas

Region: 1

Bid opening date: 2/9/2012

Completion Time: 9/30/2012

I-205: SE FOSTER RD - SE 82ND DR

HIGHWAY: EAST PORTLAND (I-205)

COUNTY: CLACKAMAS

FED/STATE ID.: IM-HSIP-S064(040)

NO. OF BIDDERS: 7 PCS/KEY NO: 16847 CONTRACT NO: 14417

LOW: KNIFE RIVER CORPORATION - NORTHWEST, TANGENT,OR \$ 2,299,554.80

2ND: OREGON MAINLINE PAVING LLC, MCMINNVILLE,OR \$ 2,337,194.00

3RD: WILDISH STANDARD PAVING CO, EUGENE,OR \$ 2,373,766.84

ENGINEER'S RECOMMENDATION: AWARDED TO KNIFE RIVER CORPORATION - NORTHWEST ON 02/24/2012 BY ODOT HIGHWAY DIVISION ADMINISTRATOR.

I-205: SE Foster Rd – SE 82nd Dr Section of the East Portland Freeway in Portland. FAP No. IM-HSIP-S064(040)(\$ 2,000,000 - \$ 5,000,000). Req. approx. 515 hr. training; 2,370 ft² temp.signs; 4 ea. seq. arrow signs; 4 ea. PCMS; 60 ea. TCS; 6,000 yd² compost eros. blanket; 6,500 ft compost filt. berm; 141 ea. inlet prot.; const. surv. wk.; 50 yd³ gen. exc.; 7 ea. conc. inlets; 156,500 yd² cold pl. pvmt. rem.;3,000 ton aggr. base; 50 ton tack coat; 20,500 ton AC (1,230 ton PG 70-22ER asph.); 9,354 ft cable barr.; 8 ea. cable barr. term.; 2,700 ea. pvmt. markers; 92,000 ft MMA striping; traf. signal mod.; loop det. inst. Completion Time: September 30, 2012. Classes of Work: Asphalt Concrete Paving & Oiling.

3. I-5: LINN COUNTY LINE – MCKENZIE RIVER

Beginning and ending milepoints: 197 to 205

Key #: 16264

County: Lane

Region: 2

Bid opening date: 9/22/2011

Completion Time: 8/31/2012

I-5: LINN COUNTY LINE - MCKENZIE RIVER

HIGHWAY: PACIFIC (I-5)

COUNTY: LANE

FED/STATE ID.: IM-S001(389)

NO. OF BIDDERS: 6 PCS/KEY NO: 16264 CONTRACT NO: 14380

LOW: WILDISH CONSTRUCTION CO, EUGENE,OR \$ 2,019,371.00

2ND: KNIFE RIVER CORPORATION - NORTHWEST, TANGENT,OR \$ 2,072,207.20

3RD: EUGENE SAND CONSTRUCTION INC, EUGENE,OR \$ 2,209,306.50

**ENGINEER'S RECOMMENDATION: AWARDED TO WILDISH CONSTRUCTION CO
ON 10/04/2011 BY ODOT HIGHWAY DIVISION ADMINISTRATOR.**

I-5: Linn County Line – McKenzie River Bridge Section of the Pacific Highway near Coburg.
FAP No. IM-S001(389) (\$ 2,000,000 - \$ 5,000,000). Req. approx. 780 hr training; 1,670 ft²
temp. signs; 2 ea. TMA; 7 ea. PCMS; 70 hr flaggers; 20 ea. TCS; 254,430 yd² cold pln. pvmt.
rem.; 640 ton agg. shldr.; 27,450 ton HMA (1,650 ton PG 70-22ER asph.); 24.2 mi. rumble
strips; 159,150 ft thermo. striping; 7 ea. loop detect. install. Completion Time: August 31, 2012.
Class of Work: Asphalt Concrete Paving and Oiling.

4. I-5: SEVEN OAKS – JACKSON

Beginning and ending milepoints: 28.9 to 35.5

Key #: 17517

County: Jackson

Region: 3

Bid opening date: 11/10/2011

Completion Time: 8/15/2012

I-5: SEVEN OAKS - JACKSON ST

HIGHWAY: PACIFIC

COUNTY: JACKSON

FED/STATE ID.: IM-S001(396)

NO. OF BIDDERS: 4 PCS/KEY NO: 17517 CONTRACT NO: 14406

LOW: OREGON MAINLINE PAVING LLC, MCMINNVILLE,OR \$ 3,863,157.70

2ND: HIGH DESERT AGGREGATE & PAVING INC, TERREBONNE,OR \$ 3,994,384.00

3RD: ROY HOUCK CONSTRUCTION LLC, SALEM,OR \$ 4,390,109.40

ENGINEER'S RECOMMENDATION: AWARDED TO OREGON MAINLINE PAVING LLC ON 11/28/2011 BY ODOT HIGHWAY DIVISION ADMINISTRATOR.

I-5: Seven Oaks – Jackson St. Section of the Pacific Highway in Medford. FAP No. IM-S001(396) (\$ 2,000,000 - \$ 5,000,000). Req. approx. 510 ft² temp. signs; 2 ea. seq. arrow signs; 4 ea. PCMS; const. survey wk.; 3,875 ft rem. conc. barr.; 310,470 yd² cold pl. pvmt. rem.; 1,330 ton agg. base; 126 ton tack coat; 37,860 ton AC(2,216 ton PG 70-22 ER asph. & 57 ton PG 70-22 asph.); 500 yd² AC pvmt. repair; 80 yd² conc. pvmt. repair; 350 ft gd. rl; 2,150 ft conc. barr.; 1,725 ft rem. & reinst. conc. barr.; 1,658 ea. pvmt. mrkrs.; 19.5 mi. rumble strips; 178,700 ft pvmt. mrk. tape; loop det. inst.; video det. inst. Completion Time: August 15, 2012. Class of Work: Asphalt Concrete Paving and Oiling.

5. I-5: AZALEA – CANYONVILLE

Beginning and ending milepoints: 87.36 to 97.9

Key #: 17990

County: Douglas

Region: 3

Bid opening date: 4/5/2012

Completion Time: 9/14/2012

I-5: Azalea – Canyonville Section of the Pacific Highway beginning in Canyonville. FAP No. IM-S001(404) (\$ 2,000,000 - \$ 5,000,000). Req. approx. 470 hr training; 740 ft² temp. signs; 2 ea. PCMS; const. surv. work; 294,500 yd² cold pln. pvmt. rem.; 35,620 ton HMAC (2,140 ton PG 70-22ER asph.); 225,100 ft pvmt. marking tape. Completion Time: September 14, 2012. Class of Work: Asphalt Concrete Paving and Oiling.

6. I-84: FIFTEENMILE – CELILO

Beginning and ending milepoints: 88 to 97.1

Key #: 17518

County: Wasco

Region: 4

Bid opening date: 1/26/2012

Completion Time: 6/30/2012

I-84: FIFTEENMILE CREEK - CELILO

HIGHWAY: COLUMBIA RIVER

COUNTY: WASCO

FED/STATE ID.: IM-S002(128)

NO. OF BIDDERS: 7 PCS/KEY NO: 17518 CONTRACT NO: 14414

LOW: KNIFE RIVER CORPORATION - NORTHWEST, TANGENT,OR \$ 3,175,700.33

2ND: KERR CONTRACTORS OREGON INC, WOODBURN,OR \$ 3,180,707.00

3RD: HIGH DESERT AGGREGATE & PAVING INC, TERREBONNE,OR \$ 3,287,858.00

ENGINEER'S RECOMMENDATION: AWARDED TO KNIFE RIVER CORPORATION - NORTHWEST ON 02/08/2012 BY ODOT HIGHWAY DIVISION ADMINISTRATOR.

I-84: Fifteenmile Creek – Celilo Project on the Columbia River Highway near The Dalles. FAP No. IM-S002(128) (\$ 2,000,000 - \$ 5,000,000). Req. approx. 680 hr. training; 720 ft2 temp. signs; 8,390 ft temp. conc. barr.; 2 ea. truck mount. atten.; 2 ea. seq. arrow signs; 4 ea. PCMS; 30 ea. TCS; 8,190 ft rem. extg. barr.; 3,098 yd2 br. deck cold pl. pvmt. rem.; 120 ft repair elast. conc. nosing; asph. plug joint seals; 324,489 yd2 cold pl. pvmt. rem.; 93 ton tack; 37,600 ton AC (2,256 ton PG 70-28 ER asph.); 8,190 ft conc. barr.; 30.00 mi. rumble str.; 22,915 ft pvmt. Marking tape; 190,758 ft mod. urethane. striping. Completion Time: June 30, 2012. Class of Work: Asphalt Concrete Paving and Oiling.

7. I-84: MEACHAM – GLOVER

Beginning and ending milepoints: 238 to 249

Key #: 17513

County: Umatilla

Region: 5

Bid opening date: 10/6/2011

Completion Time: 10/15/2012

I-84: MEACHAM - GLOVER

HIGHWAY: OLD OREGON TRAIL

COUNTY: UMATILLA

FED/STATE ID.: IM-S006(115)

NO. OF BIDDERS: 5 PCS/KEY NO: 17513 CONTRACT NO: 14392

LOW: OREGON MAINLINE PAVING LLC, MCMINNVILLE,OR \$ 4,152,000.00

2ND: HIGH DESERT AGGREGATE & PAVING INC, TERREBONNE,OR \$ 4,236,800.00

3RD: ROY HOUCK CONSTRUCTION LLC, SALEM,OR \$ 4,352,262.90

-----ENGINEER'S

**RECOMMENDATION: AWARDED TO OREGON MAINLINE PAVING LLC ON
10/18/2011 BY ODOT HIGHWAY DIVISION ADMINISTRATOR.**

I-84: Meacham – Glover Section of the Old Oregon Trail Highway in Meacham. FAP No. IM-S006(115) (\$ 2,000,000 - \$ 5,000,000). Req. approx. 780 hr. training; 1,435 ft² temp. signs; 975 ft temp. conc. barr.; 2 ea. seq. arrow signs; 1 ea. PCMS; const. survey wk.; 34,500 ft rem. barr.; 69,000 ft asph. pvmt. saw cutting; 22 ea. adj. inlets; 120,000 yd² cold pl. pvmt. rem.; 23,000 yd² 4” surf. repair; 40 ton tack coat; 19,000 ton HMAC (1,200 ton PG 70-28ER asph.); 250 yd² ac pvmt. repair; 34,500 ft conc. barr.; 174,000 ft painted striping; 22,000 ft MMA striping.

Completion Time: October 15, 2012. Classes of Work: A) Asphalt Concrete Paving and Oiling or B) Miscellaneous Highway Appurtenances.

Appendix B - ODOT High Speed Reduction Research Project On-site Survey Form

Project: _____ Work Location: _____
 Date: _____ Treatments: _____
 Interviewer: _____

Interviewee's role:	Name (optional):
Q1: What are the resources required to implement the traffic control device?	
Q2: How long does it take to implement the traffic control device?	
Q3: What are the limitations to implementing the traffic control device?	
Q4: What enables the implementation of the traffic control device?	
Q5: On a scale of 1 to 10 (1=low impact, 10=high impact), to what extent do you think roadway attributes affect the implementation of the traffic control device? How?	
Q6: On a scale of 1 to 10 (1=low impact, 10=high impact), to what extent do you think the traffic control device affects construction worker safety? Why?	
Q7: On a scale of 1 to 10 (1=low impact, 10=high impact), to what extent do you think the traffic control device affects construction productivity? Why?	
Q8: On a scale of 1 to 10 (1=low impact, 10=high impact), to what extent do you think the traffic control device affects motorist safety? Why?	
Q9: On a scale of 1 to 10 (1=low impact, 10=high impact), to what extent do you think the traffic control device affects truck drivers' ability to drive into/out of job site? How?	
Q10: Have you noticed any abnormal traffic condition today?	
Any other comment?	

Appendix C - Interview Form for Contractor Asphalt Truck Drivers

Project: _____ Work Location: _____
Date: _____ Treatments: _____
Interviewer: _____

Interviewee: Contractor asphalt truck driver	Name (optional):
Q1: Does the traffic control device affect your ability to drive into/out of job site? How?	
Q2: Do you think the traffic control device will affect motorist safety? Why?	
Q3: Have you noticed any abnormal traffic condition today?	
Any other comment?	

Appendix D - Research Observation Form

Project: _____
 Date: _____
 Work Location: _____
 Treatments: _____
 Interviewer: _____

Cell phones:
 Researchers and ODOT
 project manager, inspector,
 contractor superintendent,
 traffic control supervisor
 cellphone numbers

Environmental Conditions		Device Implementation	
Rain (Circle one): Yes/No		Notes on time and resources required to implement the traffic control device:	
Average temperature:			
Wind speed (Circle one): Low/Med/High			
Road Conditions		Notes on limitations/enhancements to implement the device:	
Roadway features (Guardrail/bridge/Curve, etc.):			
Travel lane width:		Notes on perception of construction worker safety, and productivity:	
Access nearby:			
Work Description			
Starting milepoint:	Total miles per night:	Other notes:	
Finishing milepoint:	Total working duration:		
Starting time:	Working rate (mph):		
Finishing time:			

Contractor asphalt trucks arrival time and number of vehicles backed up behind asphalt trucks											Milepoints of paving work area each half hour	
	T	V		T	V		T	V		T		V
1			26			51			76			7pm:
2			27			52			77			7:30pm:
3			28			53			78			8pm:
4			29			54			79			8:30pm:
5			30			55			80			9pm:
6			31			56			81			9:30pm:
7			32			57			82			10pm:
8			33			58			83			10:30pm:
9			34			59			84			11pm:
10			35			60			85			11:30pm:
11			36			61			86			12am:
12			37			62			87			12:30am:
13			38			63			88			1am:
14			39			64			89			1:30am:

15			40			65			90			2am:
16			41			66			91			2:30am:
17			42			67			92			3am:
18			43			68			93			3:30am:
19			44			69			94			4am:
20			45			70			95			4:30am:
21			46			71			96			5am:
22			47			72			97			5:30am:
23			48			73			98			6am:
24			49			74			99			6:30am:
25			50			75			100			7am:

*T = Time trucks arrive; V = Number of vehicles backed up behind asphalt trucks.

Other Notes:

Appendix E – Information of How to Use The Portable Traffic Analyzer NC200

Install software

- Insert CD, autorun, install HDS. After it is installed, open it, try the programming process below. If an error message saying: the communication port is not open, go to File>Properties>Communications, change the communication port. Each USB or other type of port of your computer corresponding to a COM, try from COM 1 to whichever works. For this laptop, COM4 corresponding to the USB port on the left hand side on the back.

Programming monitors

- Double click 'Launch HDS' on the desktop
- File>New, then name your new file and save it in the folder of 'I-84 Celilo data' on the desk top, or you can save it anywhere as long as you can find it later.
- Histar>Program, choose start date, time and duration. Change the roadway location information, put different Lane number for different monitors. For example, Lane 1 for device 1. Choose the speed according to which you think is the most common speed on the road, not the speed limit. Leave other items alone. Then click Program>NC200.
- Connect the cable and monitor (Use the USB port on the back, the left one), then click Program.
- After it is done, disconnect the monitor from the cable, connect the second monitor, change the Lane name to Lane 2, everything else is the same, then click Program>NC200, click Program.
- After program all monitors, put them back to cases, make sure the last three digits of the monitor number match the number on the case.

Put down and pick up monitors

- Make sure the arrow on the cover and the arrow on the monitor point to the direction of traffic. Do not put down monitor when it rains. Write down monitor number on the drawings so that we know which monitor is in which location. Mark the place where you put down monitors using the bright yellow marker.
- To pick up monitors, cut the monitor out, leave the rest of the tape on the road.

Download data from monitors

- Connect cable and monitor, launch HDS, File>Open, find the one you created before programming monitors.
- Histar>read, choose NC200, then OK. After uploading one monitor, click Next, then disconnect the current monitor and connect next monitor, until uploading all monitors' data.
- Double click each data file on the right, export to excel, name them separately with the monitor number and the date in the name, like I-84 Celilo project 5-15-685.

Appendix F - Speed Data Summary for I-84 Projects

Day 1 Road Work Ahead Signs (Reference)

Vehicle Speed (all vehicles)	Hour										
	Total	19:00-20:00	20:00-21:00	21:00-22:00	22:00-23:00	23:00-00:00	00:00-01:00	01:00-02:00	02:00-03:00	03:00-04:00	04:00-05:00
MPH											
< 10	0.0%	0.0%	0.0%	0.0%	0.0%	0.0%	0.0%	0.0%	0.0%	0.0%	0.0%
10-14	0.0%	0.0%	0.0%	0.0%	0.0%	0.0%	0.0%	0.0%	0.0%	0.0%	0.0%
15-19	0.0%	0.0%	0.0%	0.0%	0.0%	0.0%	0.0%	0.0%	0.0%	0.0%	0.0%
20-24	0.0%	0.0%	0.0%	0.0%	0.0%	0.0%	0.0%	0.0%	0.0%	0.0%	0.0%
25-29	0.2%	0.0%	0.0%	0.4%	0.0%	0.0%	0.0%	0.0%	0.0%	0.0%	4.3%
30-34	0.0%	0.0%	0.0%	0.0%	0.0%	0.0%	0.0%	0.0%	0.0%	0.0%	0.0%
35-39	0.0%	0.0%	0.0%	0.0%	0.0%	0.0%	0.0%	0.0%	0.0%	0.0%	0.0%
40-44	0.6%	0.2%	0.0%	0.7%	1.4%	0.0%	1.0%	0.0%	3.3%	1.3%	2.2%
45-49	1.0%	1.6%	0.6%	1.8%	0.0%	0.8%	0.0%	1.4%	0.0%	0.0%	2.2%
50-54	7.6%	6.2%	4.7%	7.5%	5.5%	8.5%	12.2%	11.1%	15.0%	8.9%	17.4%
55-59	22.6%	13.9%	18.7%	20.3%	22.1%	27.1%	37.8%	33.3%	40.0%	35.4%	45.7%
60-64	26.7%	25.9%	24.0%	31.3%	25.5%	27.1%	27.6%	36.1%	25.0%	25.3%	17.4%
65-69	23.1%	25.6%	27.3%	26.0%	27.6%	19.4%	15.3%	9.7%	13.3%	16.5%	8.7%
70-74	13.8%	21.9%	17.4%	9.6%	11.0%	12.4%	5.1%	8.3%	1.7%	7.6%	2.2%
>=75	4.4%	4.6%	7.4%	2.5%	6.9%	4.7%	1.0%	0.0%	1.7%	5.1%	0.0%
Total # of vehicles	1708	433	363	281	145	129	98	72	60	79	46
Average speed	63.2	64.7	64.9	62.6	64.0	62.5	60.1	60.2	59.0	61.6	56.2
St. Dev.	7.2	7.0	6.8	7.4	7.6	6.7	5.4	5.4	6.3	7.1	8.3
85th percentile	70.0	71.0	72.0	69.0	70.0	70.0	66.0	66.0	66.0	69.0	61.0
Min	25.0	44.0	46.0	28.0	43.0	45.0	43.0	45.0	42.0	42.0	25.0
Max	98.0	93.0	89.0	98.0	92.0	87.0	76.0	73.0	75.0	83.0	70.0
Range	73.0	49.0	43.0	70.0	49.0	42.0	33.0	28.0	33.0	41.0	45.0

Vehicle Speed (0-25 FT Vehicles)	Hour										
	Total	19:00-20:00	20:00-21:00	21:00-22:00	22:00-23:00	23:00-00:00	00:00-01:00	01:00-02:00	02:00-03:00	03:00-04:00	04:00-05:00
MPH											
< 10	0.0%	0.0%	0.0%	0.0%	0.0%	0.0%	0.0%	0.0%	0.0%	0.0%	0.0%
10-14	0.0%	0.0%	0.0%	0.0%	0.0%	0.0%	0.0%	0.0%	0.0%	0.0%	0.0%
15-19	0.0%	0.0%	0.0%	0.0%	0.0%	0.0%	0.0%	0.0%	0.0%	0.0%	0.0%
20-24	0.0%	0.0%	0.0%	0.0%	0.0%	0.0%	0.0%	0.0%	0.0%	0.0%	0.0%
25-29	0.3%	0.0%	0.0%	0.5%	0.0%	0.0%	0.0%	0.0%	0.0%	0.0%	8.0%
30-34	0.0%	0.0%	0.0%	0.0%	0.0%	0.0%	0.0%	0.0%	0.0%	0.0%	0.0%
35-39	0.0%	0.0%	0.0%	0.0%	0.0%	0.0%	0.0%	0.0%	0.0%	0.0%	0.0%
40-44	0.5%	0.0%	0.0%	0.9%	1.9%	0.0%	0.0%	0.0%	6.3%	0.0%	4.0%
45-49	0.8%	0.9%	0.7%	1.4%	0.0%	0.0%	0.0%	3.4%	0.0%	0.0%	0.0%
50-54	4.0%	3.1%	2.2%	6.6%	3.8%	4.2%	4.8%	6.9%	6.3%	0.0%	8.0%
55-59	12.0%	8.3%	12.2%	13.1%	8.5%	13.9%	16.7%	0.0%	18.8%	21.4%	48.0%
60-64	25.3%	24.8%	20.1%	29.6%	26.4%	25.0%	38.1%	51.7%	18.8%	14.3%	16.0%
65-69	31.4%	30.4%	33.7%	31.9%	35.8%	29.2%	26.2%	20.7%	37.5%	39.3%	12.0%
70-74	19.5%	26.7%	22.2%	12.7%	15.1%	19.4%	11.9%	17.2%	6.3%	14.3%	4.0%
>=75	6.2%	5.8%	9.0%	3.3%	8.5%	8.3%	2.4%	0.0%	6.3%	10.7%	0.0%
Total # of vehicles	1137	326	279	213	106	72	42	29	16	28	25
Average speed	65.3	66.4	66.4	63.8	65.8	65.4	63.3	63.4	63.5	66.4	56.0
St. Dev.	7.1	6.3	6.4	7.8	7.6	6.7	5.2	6.1	8.2	6.8	10.7
85th percentile	71.0	72.0	72.0	70.0	71.0	72.0	68.9	69.8	69.0	72.9	63.4
Min	25.0	47.0	46.0	28.0	43.0	51.0	53.0	45.0	42.0	56.0	25.0
Max	98.0	93.0	84.0	98.0	92.0	87.0	76.0	73.0	75.0	83.0	70.0
Range	73.0	46.0	38.0	70.0	49.0	36.0	23.0	28.0	33.0	27.0	45.0

Vehicle Speed (25-50 FT Vehicles)	Hour										
	Total	19:00-20:00	20:00-21:00	21:00-22:00	22:00-23:00	23:00-00:00	00:00-01:00	01:00-02:00	02:00-03:00	03:00-04:00	04:00-05:00
MPH											
< 10	0.0%	0.0%	0.0%	0.0%	0.0%	0.0%	0.0%	0.0%	0.0%	0.0%	0.0%
10-14	0.0%	0.0%	0.0%	0.0%	0.0%	0.0%	0.0%	0.0%	0.0%	0.0%	0.0%
15-19	0.0%	0.0%	0.0%	0.0%	0.0%	0.0%	0.0%	0.0%	0.0%	0.0%	0.0%
20-24	0.0%	0.0%	0.0%	0.0%	0.0%	0.0%	0.0%	0.0%	0.0%	0.0%	0.0%
25-29	0.0%	0.0%	0.0%	0.0%	0.0%	0.0%	0.0%	0.0%	0.0%	0.0%	0.0%
30-34	0.0%	0.0%	0.0%	0.0%	0.0%	0.0%	0.0%	0.0%	0.0%	0.0%	0.0%
35-39	0.0%	0.0%	0.0%	0.0%	0.0%	0.0%	0.0%	0.0%	0.0%	0.0%	0.0%
40-44	0.0%	0.0%	0.0%	0.0%	0.0%	0.0%	0.0%	0.0%	0.0%	0.0%	0.0%
45-49	1.9%	3.3%	0.0%	4.3%	0.0%	4.2%	0.0%	0.0%	0.0%	0.0%	0.0%
50-54	12.8%	11.7%	13.8%	6.4%	5.9%	16.7%	13.0%	17.6%	21.1%	9.1%	42.9%
55-59	40.8%	23.3%	48.3%	42.6%	58.8%	33.3%	52.2%	41.2%	52.6%	45.5%	42.9%
60-64	30.2%	35.0%	24.1%	38.3%	23.5%	25.0%	26.1%	35.3%	21.1%	31.8%	14.3%
65-69	9.1%	15.0%	6.9%	8.5%	5.9%	12.5%	8.7%	5.9%	5.3%	4.5%	0.0%
70-74	3.4%	10.0%	0.0%	0.0%	0.0%	8.3%	0.0%	0.0%	0.0%	4.5%	0.0%
>=75	1.9%	1.7%	6.9%	0.0%	5.9%	0.0%	0.0%	0.0%	0.0%	4.5%	0.0%
Total # of vehicles	265	60	29	47	17	24	23	17	19	22	7
Average speed	59.6	61.1	60.6	59.3	60.1	59.5	58.3	58.0	57.2	60.0	56.1
St. Dev.	5.7	6.8	7.2	4.2	6.2	6.0	3.9	4.1	4.4	5.9	3.3
85th percentile	64.0	68.2	63.8	64.0	63.2	66.6	62.0	61.0	61.0	62.6	59.2
Min	45.0	45.0	53.0	49.0	54.0	45.0	52.0	50.0	50.0	52.0	52.0
Max	89.0	81.0	89.0	67.0	80.0	71.0	66.0	65.0	68.0	78.0	61.0
Range	44.0	36.0	36.0	18.0	26.0	26.0	14.0	15.0	18.0	26.0	9.0

Vehicle Speed (50-75 FT Vehicles)	Hour											
	Total	19:00-20:00	20:00-21:00	21:00-22:00	22:00-23:00	23:00-00:00	00:00-01:00	01:00-02:00	02:00-03:00	03:00-04:00	04:00-05:00	
MPH												
< 10	0.0%	0.0%	0.0%	0.0%	0.0%	0.0%	0.0%	0.0%	0.0%	0.0%	0.0%	0.0%
10-14	0.0%	0.0%	0.0%	0.0%	0.0%	0.0%	0.0%	0.0%	0.0%	0.0%	0.0%	0.0%
15-19	0.0%	0.0%	0.0%	0.0%	0.0%	0.0%	0.0%	0.0%	0.0%	0.0%	0.0%	0.0%
20-24	0.0%	0.0%	0.0%	0.0%	0.0%	0.0%	0.0%	0.0%	0.0%	0.0%	0.0%	0.0%
25-29	0.0%	0.0%	0.0%	0.0%	0.0%	0.0%	0.0%	0.0%	0.0%	0.0%	0.0%	0.0%
30-34	0.0%	0.0%	0.0%	0.0%	0.0%	0.0%	0.0%	0.0%	0.0%	0.0%	0.0%	0.0%
35-39	0.0%	0.0%	0.0%	0.0%	0.0%	0.0%	0.0%	0.0%	0.0%	0.0%	0.0%	0.0%
40-44	2.3%	3.4%	0.0%	0.0%	0.0%	0.0%	7.1%	0.0%	5.6%	5.3%	0.0%	0.0%
45-49	1.2%	6.9%	0.0%	0.0%	0.0%	0.0%	0.0%	0.0%	0.0%	0.0%	0.0%	0.0%
50-54	24.0%	27.6%	17.1%	25.0%	27.3%	30.8%	21.4%	30.0%	22.2%	26.3%	16.7%	16.7%
55-59	42.1%	37.9%	34.3%	31.3%	54.5%	38.5%	57.1%	60.0%	50.0%	36.8%	50.0%	50.0%
60-64	26.3%	24.1%	42.9%	37.5%	9.1%	30.8%	14.3%	0.0%	22.2%	26.3%	16.7%	16.7%
65-69	2.9%	0.0%	5.7%	6.3%	9.1%	0.0%	0.0%	0.0%	0.0%	0.0%	0.0%	16.7%
70-74	1.2%	0.0%	0.0%	0.0%	0.0%	0.0%	0.0%	10.0%	0.0%	5.3%	0.0%	0.0%
>=75	0.0%	0.0%	0.0%	0.0%	0.0%	0.0%	0.0%	0.0%	0.0%	0.0%	0.0%	0.0%
Total # of vehicles	171	29	35	16	11	13	14	10	18	19	6	6
Average speed	57.2	56.1	58.7	58.6	57.7	57.1	55.6	57.4	56.2	56.8	57.0	57.0
St. Dev.	4.6	4.8	3.9	4.1	4.3	3.5	4.7	5.1	4.4	6.0	5.1	5.1
85th percentile	61.0	61.0	62.0	61.8	60.0	60.2	59.1	59.0	60.0	61.0	61.3	61.3
Min	42.0	44.0	52.0	53.0	52.0	51.0	43.0	52.0	43.0	42.0	50.0	50.0
Max	72.0	64.0	67.0	68.0	68.0	64.0	60.0	70.0	62.0	72.0	65.0	65.0
Range	30.0	20.0	15.0	15.0	16.0	13.0	17.0	18.0	19.0	30.0	15.0	15.0

Vehicle Speed (+75 FT Vehicles)	Hour											
	Total	19:00-20:00	20:00-21:00	21:00-22:00	22:00-23:00	23:00-00:00	00:00-01:00	01:00-02:00	02:00-03:00	03:00-04:00	04:00-05:00	
MPH												
< 10	0.0%	0.0%	0.0%	0.0%	0.0%	0.0%	0.0%	0.0%	0.0%	0.0%	0.0%	0.0%
10-14	0.0%	0.0%	0.0%	0.0%	0.0%	0.0%	0.0%	0.0%	0.0%	0.0%	0.0%	0.0%
15-19	0.0%	0.0%	0.0%	0.0%	0.0%	0.0%	0.0%	0.0%	0.0%	0.0%	0.0%	0.0%
20-24	0.0%	0.0%	0.0%	0.0%	0.0%	0.0%	0.0%	0.0%	0.0%	0.0%	0.0%	0.0%
25-29	0.0%	0.0%	0.0%	0.0%	0.0%	0.0%	0.0%	0.0%	0.0%	0.0%	0.0%	0.0%
30-34	0.0%	0.0%	0.0%	0.0%	0.0%	0.0%	0.0%	0.0%	0.0%	0.0%	0.0%	0.0%
35-39	0.0%	0.0%	0.0%	0.0%	0.0%	0.0%	0.0%	0.0%	0.0%	0.0%	0.0%	0.0%
40-44	0.0%	0.0%	0.0%	0.0%	0.0%	0.0%	0.0%	0.0%	0.0%	0.0%	0.0%	0.0%
45-49	0.7%	0.0%	0.0%	0.0%	0.0%	0.0%	0.0%	0.0%	0.0%	0.0%	0.0%	12.5%
50-54	6.7%	11.1%	5.0%	0.0%	0.0%	0.0%	21.1%	0.0%	0.0%	0.0%	0.0%	25.0%
55-59	51.9%	44.4%	40.0%	80.0%	63.6%	60.0%	52.6%	68.8%	28.6%	50.0%	37.5%	37.5%
60-64	31.9%	16.7%	45.0%	20.0%	36.4%	35.0%	15.8%	31.3%	57.1%	40.0%	25.0%	25.0%
65-69	6.7%	16.7%	5.0%	0.0%	0.0%	5.0%	10.5%	0.0%	14.3%	10.0%	0.0%	0.0%
70-74	2.2%	11.1%	5.0%	0.0%	0.0%	0.0%	0.0%	0.0%	0.0%	0.0%	0.0%	0.0%
>=75	0.0%	0.0%	0.0%	0.0%	0.0%	0.0%	0.0%	0.0%	0.0%	0.0%	0.0%	0.0%
Total # of vehicles	135	18	20	5	11	20	19	16	7	10	8	8
Average speed	59.3	60.3	60.5	57.0	58.7	59.3	58.4	58.7	61.0	60.3	56.6	56.6
St. Dev.	3.9	5.6	4.5	2.0	2.5	2.7	4.1	1.7	3.9	3.5	4.7	4.7
85th percentile	63.0	67.5	64.0	58.8	60.5	62.2	61.3	60.8	64.2	63.3	60.9	60.9
Min	49.0	50.0	51.0	55.0	55.0	55.0	52.0	57.0	55.0	56.0	49.0	49.0
Max	72.0	70.0	72.0	60.0	64.0	65.0	68.0	62.0	66.0	68.0	63.0	63.0
Range	23.0	20.0	21.0	5.0	9.0	10.0	16.0	5.0	11.0	12.0	14.0	14.0

Day 1 End of Taper

Vehicle Speed (all vehicles)	Hour										
	Total	19:00-20:00	20:00-21:00	21:00-22:00	22:00-23:00	23:00-00:00	00:00-01:00	01:00-02:00	02:00-03:00	03:00-04:00	04:00-05:00
MPH											
< 10	0.0%	0.0%	0.0%	0.0%	0.0%	0.0%	0.0%	0.0%	0.0%	0.0%	0.0%
10-14	0.1%	0.0%	0.0%	0.0%	0.0%	0.0%	0.0%	0.0%	0.0%	0.0%	0.0%
15-19	0.1%	0.0%	0.0%	0.0%	0.0%	1.1%	0.0%	0.0%	0.0%	0.0%	0.0%
20-24	1.2%	0.4%	0.9%	0.0%	3.1%	1.1%	2.6%	0.0%	0.0%	0.0%	14.7%
25-29	0.7%	0.4%	0.4%	0.0%	0.0%	2.1%	1.3%	3.1%	1.6%	0.0%	0.0%
30-34	1.9%	0.0%	1.3%	3.1%	0.0%	6.4%	2.6%	4.7%	1.6%	2.9%	0.0%
35-39	3.4%	2.1%	3.5%	2.5%	9.4%	4.3%	1.3%	1.6%	6.3%	4.3%	0.0%
40-44	6.4%	5.3%	6.9%	6.9%	7.3%	8.5%	3.9%	7.8%	3.1%	11.4%	0.0%
45-49	13.0%	12.5%	13.0%	13.8%	10.4%	11.7%	15.6%	14.1%	12.5%	10.0%	23.5%
50-54	18.0%	16.4%	19.0%	8.8%	15.6%	23.4%	28.6%	25.0%	18.8%	22.9%	11.8%
55-59	22.6%	23.8%	25.1%	22.0%	24.0%	17.0%	20.8%	18.8%	26.6%	18.6%	23.5%
60-64	13.9%	15.7%	13.4%	16.4%	15.6%	8.5%	11.7%	3.1%	20.3%	14.3%	14.7%
65-69	7.9%	7.8%	10.0%	14.5%	3.1%	4.3%	5.2%	6.3%	0.0%	8.6%	8.8%
70-74	4.4%	4.6%	1.7%	6.9%	3.1%	7.4%	5.2%	6.3%	3.1%	5.7%	0.0%
>=75	6.4%	11.0%	4.8%	5.0%	8.3%	4.3%	1.3%	9.4%	6.3%	1.4%	2.9%
Total # of vehicles	1171	281	231	159	96	94	77	64	64	70	34
Average speed	55.8	58.3	55.5	57.3	54.9	52.4	53.9	55.1	54.9	54.7	51.4
St. Dev.	11.6	11.1	10.6	11.2	13.2	12.7	10.6	13.0	10.3	10.2	14.3
85th percentile	66.5	70.0	65.0	68.0	64.0	66.0	63.0	69.6	62.0	64.7	61.2
Min	13.0	24.0	22.0	31.0	21.0	19.0	21.0	25.0	27.0	33.0	23.0
Max	92.0	92.0	89.0	88.0	90.0	82.0	84.0	88.0	84.0	85.0	86.0
Range	79.0	68.0	67.0	57.0	69.0	63.0	63.0	63.0	57.0	52.0	63.0

Vehicle Speed (0-25 FT Vehicles)	Hour										
	Total	19:00-20:00	20:00-21:00	21:00-22:00	22:00-23:00	23:00-00:00	00:00-01:00	01:00-02:00	02:00-03:00	03:00-04:00	04:00-05:00
MPH											
< 10	0.0%	0.0%	0.0%	0.0%	0.0%	0.0%	0.0%	0.0%	0.0%	0.0%	0.0%
10-14	0.2%	0.0%	0.0%	0.0%	0.0%	0.0%	0.0%	0.0%	0.0%	0.0%	0.0%
15-19	0.2%	0.0%	0.0%	0.0%	0.0%	2.3%	0.0%	0.0%	0.0%	0.0%	0.0%
20-24	1.7%	0.6%	1.5%	0.0%	6.5%	2.3%	3.4%	0.0%	0.0%	0.0%	18.2%
25-29	0.7%	0.6%	0.0%	0.0%	0.0%	2.3%	3.4%	6.7%	0.0%	0.0%	0.0%
30-34	1.5%	0.0%	1.5%	3.0%	0.0%	7.0%	3.4%	0.0%	0.0%	0.0%	0.0%
35-39	4.4%	2.8%	4.6%	1.0%	13.0%	7.0%	3.4%	0.0%	15.8%	5.3%	0.0%
40-44	6.4%	5.0%	6.9%	10.1%	2.2%	7.0%	6.9%	6.7%	5.3%	10.5%	0.0%
45-49	12.0%	12.8%	12.3%	15.2%	4.3%	7.0%	10.3%	20.0%	21.1%	5.3%	9.1%
50-54	14.5%	13.9%	13.8%	10.1%	21.7%	20.9%	13.8%	13.3%	21.1%	10.5%	18.2%
55-59	20.6%	23.3%	26.9%	18.2%	13.0%	16.3%	24.1%	6.7%	15.8%	10.5%	9.1%
60-64	14.5%	15.6%	13.1%	17.2%	15.2%	9.3%	10.3%	6.7%	10.5%	31.6%	9.1%
65-69	10.5%	10.6%	13.1%	12.1%	6.5%	2.3%	6.9%	20.0%	0.0%	10.5%	27.3%
70-74	4.7%	3.9%	1.5%	7.1%	2.2%	7.0%	10.3%	6.7%	5.3%	15.8%	0.0%
>=75	8.1%	11.1%	4.6%	6.1%	15.2%	9.3%	3.4%	13.3%	5.3%	0.0%	9.1%
Total # of vehicles	592	180	130	99	46	43	29	15	19	19	11
Average speed	56.4	58.5	55.8	57.1	55.7	52.5	54.3	57.6	52.3	58.4	54.7
St. Dev.	12.6	11.5	11.2	11.7	16.4	15.0	13.9	14.4	10.6	10.5	18.6
85th percentile	68.4	69.2	66.0	68.3	71.5	70.2	68.8	70.8	60.6	69.3	66.5
Min	13.0	24.0	22.0	31.0	21.0	19.0	22.0	25.0	35.0	39.0	23.0
Max	92.0	92.0	88.0	88.0	90.0	82.0	84.0	79.0	76.0	73.0	86.0
Range	79.0	68.0	66.0	57.0	69.0	63.0	62.0	54.0	41.0	34.0	63.0

		Hour									
Vehicle Speed (25-50 FT Vehicles)	Total	19:00-20:00	20:00-21:00	21:00-22:00	22:00-23:00	23:00-00:00	00:00-01:00	01:00-02:00	02:00-03:00	03:00-04:00	04:00-05:00
		MPH									
< 10	0.0%	0.0%	0.0%	0.0%	0.0%	0.0%	0.0%	0.0%	0.0%	0.0%	0.0%
10-14	0.0%	0.0%	0.0%	0.0%	0.0%	0.0%	0.0%	0.0%	0.0%	0.0%	0.0%
15-19	0.0%	0.0%	0.0%	0.0%	0.0%	0.0%	0.0%	0.0%	0.0%	0.0%	0.0%
20-24	0.8%	0.0%	0.0%	0.0%	0.0%	0.0%	8.3%	0.0%	0.0%	0.0%	10.0%
25-29	1.2%	0.0%	0.0%	0.0%	0.0%	5.6%	0.0%	3.8%	5.6%	0.0%	0.0%
30-34	2.7%	0.0%	0.0%	5.7%	0.0%	11.1%	0.0%	7.7%	0.0%	4.8%	0.0%
35-39	2.7%	1.9%	2.4%	8.6%	0.0%	5.6%	0.0%	0.0%	0.0%	4.8%	0.0%
40-44	6.3%	7.5%	2.4%	0.0%	9.1%	16.7%	0.0%	11.5%	0.0%	14.3%	0.0%
45-49	13.7%	11.3%	7.3%	8.6%	31.8%	11.1%	16.7%	7.7%	11.1%	19.0%	40.0%
50-54	19.1%	22.6%	31.7%	5.7%	4.5%	11.1%	50.0%	23.1%	16.7%	14.3%	10.0%
55-59	25.8%	20.8%	26.8%	31.4%	36.4%	11.1%	8.3%	26.9%	44.4%	19.0%	30.0%
60-64	11.3%	18.9%	14.6%	11.4%	9.1%	0.0%	8.3%	0.0%	16.7%	9.5%	10.0%
65-69	5.9%	0.0%	4.9%	20.0%	0.0%	5.6%	8.3%	3.8%	0.0%	14.3%	0.0%
70-74	5.9%	7.5%	2.4%	5.7%	4.5%	22.2%	0.0%	7.7%	5.6%	0.0%	0.0%
>=75	4.7%	9.4%	7.3%	2.9%	4.5%	0.0%	0.0%	7.7%	0.0%	0.0%	0.0%
Total # of vehicles	256	53	41	35	22	18	12	26	18	21	10
Average speed	55.0	57.1	56.8	56.8	55.0	51.2	51.8	54.1	54.2	52.4	49.5
St. Dev.	10.9	10.4	8.7	11.4	9.7	14.8	11.1	13.3	8.8	10.1	10.8
85th percentile	66.0	70.4	64.0	68.0	60.7	70.0	60.4	67.8	60.5	64.0	57.0
Min	21.0	38.0	36.0	32.0	42.0	28.0	21.0	29.0	27.0	33.0	23.0
Max	88.0	79.0	78.0	77.0	84.0	73.0	66.0	88.0	70.0	68.0	61.0
Range	67.0	41.0	42.0	45.0	42.0	45.0	45.0	59.0	43.0	35.0	38.0

		Hour									
Vehicle Speed (50-75 FT Vehicles)	Total	19:00-20:00	20:00-21:00	21:00-22:00	22:00-23:00	23:00-00:00	00:00-01:00	01:00-02:00	02:00-03:00	03:00-04:00	04:00-05:00
		MPH									
< 10	0.0%	0.0%	0.0%	0.0%	0.0%	0.0%	0.0%	0.0%	0.0%	0.0%	0.0%
10-14	0.0%	0.0%	0.0%	0.0%	0.0%	0.0%	0.0%	0.0%	0.0%	0.0%	0.0%
15-19	0.0%	0.0%	0.0%	0.0%	0.0%	0.0%	0.0%	0.0%	0.0%	0.0%	0.0%
20-24	0.0%	0.0%	0.0%	0.0%	0.0%	0.0%	0.0%	0.0%	0.0%	0.0%	0.0%
25-29	0.6%	0.0%	2.3%	0.0%	0.0%	0.0%	0.0%	0.0%	0.0%	0.0%	0.0%
30-34	2.4%	0.0%	0.0%	0.0%	0.0%	0.0%	8.3%	11.1%	6.7%	5.0%	0.0%
35-39	3.5%	0.0%	2.3%	0.0%	14.3%	0.0%	0.0%	11.1%	6.7%	5.0%	0.0%
40-44	10.0%	4.3%	11.6%	6.7%	21.4%	14.3%	8.3%	0.0%	6.7%	15.0%	0.0%
45-49	16.5%	17.4%	20.9%	20.0%	7.1%	14.3%	16.7%	33.3%	6.7%	10.0%	20.0%
50-54	27.1%	26.1%	25.6%	6.7%	7.1%	42.9%	41.7%	22.2%	26.7%	45.0%	20.0%
55-59	17.6%	21.7%	18.6%	20.0%	14.3%	21.4%	16.7%	11.1%	13.3%	10.0%	40.0%
60-64	12.4%	4.3%	11.6%	20.0%	28.6%	0.0%	8.3%	11.1%	26.7%	5.0%	20.0%
65-69	5.3%	13.0%	4.7%	13.3%	0.0%	7.1%	0.0%	0.0%	0.0%	5.0%	0.0%
70-74	1.8%	4.3%	0.0%	6.7%	7.1%	0.0%	0.0%	0.0%	0.0%	0.0%	0.0%
>=75	2.9%	8.7%	2.3%	6.7%	0.0%	0.0%	0.0%	0.0%	6.7%	0.0%	0.0%
Total # of vehicles	170	23	43	15	14	14	12	9	15	20	5
Average speed	53.3	56.9	52.7	58.2	52.8	51.9	51.4	49.1	53.7	50.5	55.2
St. Dev.	9.4	10.1	9.5	10.5	11.2	6.6	7.4	8.5	10.6	7.5	5.8
85th percentile	63.0	66.7	61.0	68.0	63.1	57.1	56.4	55.6	60.9	55.0	59.8
Min	29.0	43.0	29.0	40.0	35.0	40.0	34.0	34.0	33.0	34.0	49.0
Max	86.0	79.0	86.0	75.0	72.0	66.0	63.0	61.0	75.0	65.0	64.0
Range	57.0	36.0	57.0	35.0	37.0	26.0	29.0	27.0	42.0	31.0	15.0

Vehicle Speed (+75 FT Vehicles)	Hour											
	Total	19:00-20:00	20:00-21:00	21:00-22:00	22:00-23:00	23:00-00:00	00:00-01:00	01:00-02:00	02:00-03:00	03:00-04:00	04:00-05:00	
MPH												
< 10	0.0%	0.0%	0.0%	0.0%	0.0%	0.0%	0.0%	0.0%	0.0%	0.0%	0.0%	0.0%
10-14	0.0%	0.0%	0.0%	0.0%	0.0%	0.0%	0.0%	0.0%	0.0%	0.0%	0.0%	0.0%
15-19	0.0%	0.0%	0.0%	0.0%	0.0%	0.0%	0.0%	0.0%	0.0%	0.0%	0.0%	0.0%
20-24	1.3%	0.0%	0.0%	0.0%	0.0%	0.0%	0.0%	0.0%	0.0%	0.0%	0.0%	25.0%
25-29	0.0%	0.0%	0.0%	0.0%	0.0%	0.0%	0.0%	0.0%	0.0%	0.0%	0.0%	0.0%
30-34	1.3%	0.0%	5.9%	0.0%	0.0%	5.3%	0.0%	0.0%	0.0%	0.0%	0.0%	0.0%
35-39	0.7%	0.0%	0.0%	0.0%	7.1%	0.0%	0.0%	0.0%	0.0%	0.0%	0.0%	0.0%
40-44	2.6%	4.0%	5.9%	0.0%	7.1%	0.0%	0.0%	7.1%	0.0%	0.0%	0.0%	0.0%
45-49	11.8%	8.0%	11.8%	10.0%	0.0%	21.1%	20.8%	7.1%	8.3%	0.0%	25.0%	0.0%
50-54	19.6%	12.0%	11.8%	10.0%	21.4%	26.3%	29.2%	42.9%	8.3%	20.0%	0.0%	0.0%
55-59	30.7%	36.0%	23.5%	30.0%	50.0%	21.1%	25.0%	21.4%	33.3%	50.0%	25.0%	0.0%
60-64	17.6%	20.0%	17.6%	20.0%	14.3%	21.1%	16.7%	0.0%	33.3%	10.0%	25.0%	0.0%
65-69	3.9%	0.0%	11.8%	20.0%	0.0%	5.3%	4.2%	0.0%	0.0%	0.0%	0.0%	0.0%
70-74	3.9%	4.0%	5.9%	10.0%	0.0%	0.0%	4.2%	7.1%	0.0%	10.0%	0.0%	0.0%
>=75	6.5%	16.0%	5.9%	0.0%	0.0%	0.0%	0.0%	14.3%	16.7%	10.0%	0.0%	0.0%
Total # of vehicles	153	25	17	10	14	19	24	14	12	10	8	
Average speed	57.1	60.5	57.2	60.0	54.0	53.8	55.8	58.3	61.7	60.8	46.9	
St. Dev.	10.5	11.2	12.6	7.6	7.5	7.8	6.6	12.8	9.7	10.3	15.7	
85th percentile	64.0	74.8	65.0	66.7	59.1	60.9	62.0	74.4	68.6	67.9	60.0	
Min	23.0	42.0	31.0	46.0	35.0	33.0	47.0	44.0	49.0	50.0	23.0	
Max	89.0	88.0	89.0	72.0	64.0	68.0	73.0	86.0	84.0	85.0	61.0	
Range	66.0	46.0	58.0	26.0	29.0	35.0	26.0	42.0	35.0	35.0	38.0	

Day 1 1st WZ

Vehicle Speed (all vehicles)	Hour										
	Total	19:00-20:00	20:00-21:00	21:00-22:00	22:00-23:00	23:00-00:00	00:00-01:00	01:00-02:00	02:00-03:00	03:00-04:00	04:00-05:00
MPH											
< 10	0.2%	0.0%	0.0%	0.0%	0.8%	0.8%	0.0%	0.0%	0.0%	0.0%	0.0%
10-14	0.9%	0.0%	0.4%	0.0%	3.9%	1.6%	2.4%	0.0%	0.0%	0.0%	0.0%
15-19	1.5%	0.0%	1.9%	0.0%	4.7%	3.3%	1.2%	0.0%	0.0%	0.0%	2.6%
20-24	3.1%	0.0%	5.0%	1.0%	4.7%	11.4%	0.0%	0.0%	0.0%	1.3%	0.0%
25-29	4.5%	0.0%	4.6%	9.6%	7.1%	8.9%	0.0%	0.0%	0.0%	0.0%	0.0%
30-34	7.1%	1.1%	8.1%	8.2%	15.0%	14.6%	3.5%	0.0%	0.0%	0.0%	5.1%
35-39	8.3%	1.1%	9.6%	11.5%	16.5%	10.6%	4.7%	2.8%	3.0%	0.0%	7.7%
40-44	12.3%	10.0%	16.5%	19.7%	11.8%	10.6%	8.2%	7.0%	1.5%	8.0%	2.6%
45-49	15.6%	7.8%	19.2%	21.2%	15.7%	10.6%	22.4%	18.3%	4.5%	10.7%	5.1%
50-54	17.0%	12.2%	16.2%	15.4%	7.9%	15.4%	28.2%	26.8%	34.3%	14.7%	10.3%
55-59	13.7%	14.4%	8.8%	10.1%	7.1%	8.9%	14.1%	23.9%	31.3%	25.3%	28.2%
60-64	7.7%	21.1%	5.4%	1.9%	1.6%	1.6%	14.1%	8.5%	14.9%	18.7%	12.8%
65-69	4.6%	14.4%	2.3%	1.4%	2.4%	1.6%	1.2%	9.9%	9.0%	9.3%	12.8%
70-74	2.3%	11.1%	1.2%	0.0%	0.8%	0.0%	0.0%	1.4%	1.5%	12.0%	2.6%
>=75	1.2%	6.7%	0.8%	0.0%	0.0%	0.0%	0.0%	1.4%	0.0%	0.0%	10.3%
Total # of vehicles	1146	90	260	208	127	123	85	71	67	75	39
Average speed	47.2	59.4	44.6	43.9	38.6	38.9	49.4	54.3	55.7	57.2	56.5
St. Dev.	13.2	11.0	12.1	9.4	13.2	13.0	10.2	7.6	6.8	9.6	13.5
85th percentile	60.0	72.0	56.0	54.0	53.0	53.7	59.4	61.5	64.0	67.8	67.3
Min	8.0	34.0	13.0	24.0	8.0	9.0	14.0	39.0	35.0	20.0	19.0
Max	121.0	82.0	76.0	68.0	71.0	66.0	69.0	76.0	71.0	74.0	83.0
Range	113.0	48.0	63.0	44.0	63.0	57.0	55.0	37.0	36.0	54.0	64.0

Vehicle Speed (0-25 FT Vehicles)	Hour										
	Total	19:00-20:00	20:00-21:00	21:00-22:00	22:00-23:00	23:00-00:00	00:00-01:00	01:00-02:00	02:00-03:00	03:00-04:00	04:00-05:00
MPH											
< 10	0.5%	0.0%	0.0%	0.0%	1.9%	2.2%	0.0%	0.0%	0.0%	0.0%	0.0%
10-14	1.8%	0.0%	0.9%	0.0%	7.4%	2.2%	5.3%	0.0%	0.0%	0.0%	0.0%
15-19	2.8%	0.0%	3.7%	0.0%	7.4%	2.2%	5.3%	0.0%	0.0%	0.0%	11.1%
20-24	3.3%	0.0%	3.7%	0.0%	5.6%	11.1%	0.0%	0.0%	0.0%	16.7%	0.0%
25-29	7.3%	0.0%	9.2%	9.2%	11.1%	11.1%	0.0%	0.0%	0.0%	0.0%	0.0%
30-34	8.9%	2.0%	11.9%	8.0%	11.1%	15.6%	5.3%	0.0%	0.0%	0.0%	0.0%
35-39	9.6%	2.0%	10.1%	9.2%	18.5%	8.9%	15.8%	0.0%	0.0%	0.0%	11.1%
40-44	14.4%	16.0%	13.8%	20.7%	11.1%	17.8%	10.5%	0.0%	0.0%	0.0%	0.0%
45-49	14.7%	10.0%	18.3%	23.0%	9.3%	4.4%	21.1%	10.0%	16.7%	0.0%	0.0%
50-54	12.4%	14.0%	11.0%	16.1%	3.7%	11.1%	10.5%	20.0%	50.0%	33.3%	0.0%
55-59	9.1%	8.0%	7.3%	10.3%	7.4%	11.1%	10.5%	30.0%	0.0%	0.0%	11.1%
60-64	6.3%	14.0%	6.4%	2.3%	0.0%	2.2%	15.8%	10.0%	33.3%	16.7%	11.1%
65-69	5.1%	14.0%	2.8%	1.1%	3.7%	0.0%	0.0%	30.0%	0.0%	16.7%	33.3%
70-74	2.0%	12.0%	0.0%	0.0%	1.9%	0.0%	0.0%	0.0%	0.0%	16.7%	0.0%
>=75	1.8%	8.0%	0.9%	0.0%	0.0%	0.0%	0.0%	0.0%	0.0%	0.0%	22.2%
Total # of vehicles	395	50	109	87	54	45	19	10	6	6	9
Average speed	44.5	57.8	42.3	44.4	35.7	37.4	44.5	58.0	53.7	54.3	58.6
St. Dev.	14.4	12.5	12.9	9.2	15.0	13.3	14.0	6.3	5.4	18.6	19.0
85th percentile	59.9	72.0	56.0	54.0	50.2	53.4	59.6	65.0	60.3	67.8	74.4
Min	8.0	34.0	13.0	26.0	8.0	9.0	14.0	48.0	48.0	20.0	19.0
Max	79.0	79.0	76.0	65.0	71.0	64.0	63.0	65.0	61.0	73.0	78.0
Range	71.0	45.0	63.0	39.0	63.0	55.0	49.0	17.0	13.0	53.0	59.0

Vehicle Speed (25-50 FT Vehicles)	Hour										
	Total	19:00-20:00	20:00-21:00	21:00-22:00	22:00-23:00	23:00-00:00	00:00-01:00	01:00-02:00	02:00-03:00	03:00-04:00	04:00-05:00
MPH											
< 10	0.0%	0.0%	0.0%	0.0%	0.0%	0.0%	0.0%	0.0%	0.0%	0.0%	0.0%
10-14	0.7%	0.0%	0.0%	0.0%	2.1%	2.5%	3.6%	0.0%	0.0%	0.0%	0.0%
15-19	1.2%	0.0%	1.0%	0.0%	2.1%	7.5%	0.0%	0.0%	0.0%	0.0%	0.0%
20-24	2.8%	0.0%	5.9%	2.4%	2.1%	7.5%	0.0%	0.0%	0.0%	0.0%	0.0%
25-29	2.5%	0.0%	2.0%	4.8%	2.1%	10.0%	0.0%	0.0%	0.0%	0.0%	0.0%
30-34	4.6%	0.0%	3.0%	3.6%	17.0%	12.5%	0.0%	0.0%	0.0%	0.0%	7.1%
35-39	7.6%	0.0%	7.9%	14.5%	14.9%	7.5%	0.0%	3.2%	0.0%	0.0%	14.3%
40-44	10.4%	0.0%	17.8%	15.7%	10.6%	5.0%	3.6%	3.2%	0.0%	14.3%	7.1%
45-49	15.0%	3.0%	16.8%	24.1%	19.1%	15.0%	14.3%	12.9%	0.0%	10.7%	7.1%
50-54	19.8%	6.1%	19.8%	16.9%	17.0%	17.5%	28.6%	25.8%	41.4%	14.3%	21.4%
55-59	16.1%	21.2%	11.9%	13.3%	6.4%	7.5%	25.0%	25.8%	34.5%	21.4%	21.4%
60-64	9.0%	33.3%	6.9%	2.4%	4.3%	2.5%	21.4%	9.7%	6.9%	14.3%	7.1%
65-69	6.0%	18.2%	3.0%	2.4%	2.1%	5.0%	3.6%	12.9%	13.8%	10.7%	0.0%
70-74	3.2%	12.1%	3.0%	0.0%	0.0%	0.0%	0.0%	3.2%	3.4%	14.3%	7.1%
>=75	1.2%	6.1%	1.0%	0.0%	0.0%	0.0%	0.0%	3.2%	0.0%	0.0%	7.1%
Total # of vehicles	434	33	101	83	47	40	28	31	29	28	14
Average speed	49.6	63.2	47.7	45.6	42.4	40.3	53.2	56.3	57.2	57.1	53.2
St. Dev.	12.5	7.8	12.3	9.4	11.7	14.2	9.9	8.3	5.8	9.8	13.4
85th percentile	62.0	72.0	59.0	55.0	53.1	54.3	61.0	65.5	64.8	68.0	61.5
Min	12.0	46.0	16.0	24.0	12.0	14.0	14.0	39.0	50.0	42.0	33.0
Max	83.0	82.0	75.0	68.0	66.0	66.0	69.0	76.0	71.0	74.0	83.0
Range	71.0	36.0	59.0	44.0	54.0	52.0	55.0	37.0	21.0	32.0	50.0

Vehicle Speed (50-75 FT Vehicles)	Hour										
	Total	19:00-20:00	20:00-21:00	21:00-22:00	22:00-23:00	23:00-00:00	00:00-01:00	01:00-02:00	02:00-03:00	03:00-04:00	04:00-05:00
MPH											
< 10	0.0%	0.0%	0.0%	0.0%	0.0%	0.0%	0.0%	0.0%	0.0%	0.0%	0.0%
10-14	0.0%	0.0%	0.0%	0.0%	0.0%	0.0%	0.0%	0.0%	0.0%	0.0%	0.0%
15-19	0.8%	0.0%	0.0%	0.0%	12.5%	0.0%	0.0%	0.0%	0.0%	0.0%	0.0%
20-24	6.6%	0.0%	14.3%	0.0%	12.5%	25.0%	0.0%	0.0%	0.0%	0.0%	0.0%
25-29	7.4%	0.0%	0.0%	0.0%	24.0%	25.0%	6.3%	0.0%	0.0%	0.0%	0.0%
30-34	11.5%	0.0%	9.5%	24.0%	25.0%	18.8%	10.0%	0.0%	0.0%	0.0%	0.0%
35-39	10.7%	0.0%	4.8%	12.0%	12.5%	25.0%	10.0%	10.0%	15.4%	0.0%	0.0%
40-44	11.5%	25.0%	14.3%	28.0%	0.0%	0.0%	0.0%	20.0%	7.7%	0.0%	0.0%
45-49	13.9%	0.0%	14.3%	4.0%	12.5%	6.3%	30.0%	20.0%	15.4%	33.3%	0.0%
50-54	18.0%	50.0%	33.3%	4.0%	0.0%	12.5%	40.0%	40.0%	7.7%	8.3%	0.0%
55-59	11.5%	25.0%	9.5%	4.0%	0.0%	6.3%	10.0%	10.0%	30.8%	25.0%	0.0%
60-64	4.9%	0.0%	0.0%	0.0%	0.0%	0.0%	0.0%	0.0%	15.4%	25.0%	50.0%
65-69	1.6%	0.0%	0.0%	0.0%	0.0%	0.0%	0.0%	0.0%	7.7%	8.3%	0.0%
70-74	0.0%	0.0%	0.0%	0.0%	0.0%	0.0%	0.0%	0.0%	0.0%	0.0%	0.0%
>=75	1.6%	0.0%	0.0%	0.0%	0.0%	0.0%	0.0%	0.0%	0.0%	0.0%	50.0%
Total # of vehicles	122	4	21	25	8	16	10	10	13	12	2
Average speed	44.4	50.3	43.5	36.9	29.9	35.6	48.0	48.4	52.0	55.3	72.5
St. Dev.	14.1	7.0	11.6	8.2	9.5	11.1	7.5	5.9	9.9	7.8	13.4
85th percentile	57.0	54.9	53.0	44.0	36.8	49.5	52.7	52.0	60.8	62.0	79.2
Min	18.0	41.0	21.0	25.0	18.0	21.0	34.0	39.0	35.0	45.0	63.0
Max	121.0	58.0	56.0	57.0	48.0	57.0	59.0	58.0	65.0	69.0	82.0
Range	103.0	17.0	35.0	32.0	30.0	36.0	25.0	19.0	30.0	24.0	19.0

Vehicle Speed (+75 FT Vehicles)	Hour											
	Total	19:00-20:00	20:00-21:00	21:00-22:00	22:00-23:00	23:00-00:00	00:00-01:00	01:00-02:00	02:00-03:00	03:00-04:00	04:00-05:00	
MPH												
< 10	0.0%	0.0%	0.0%	0.0%	0.0%	0.0%	0.0%	0.0%	0.0%	0.0%	0.0%	0.0%
10-14	0.0%	0.0%	0.0%	0.0%	0.0%	0.0%	0.0%	0.0%	0.0%	0.0%	0.0%	0.0%
15-19	0.0%	0.0%	0.0%	0.0%	0.0%	0.0%	0.0%	0.0%	0.0%	0.0%	0.0%	0.0%
20-24	1.5%	0.0%	0.0%	0.0%	5.6%	9.1%	0.0%	0.0%	0.0%	0.0%	0.0%	0.0%
25-29	1.5%	0.0%	0.0%	15.4%	0.0%	4.5%	0.0%	0.0%	0.0%	0.0%	0.0%	0.0%
30-34	6.2%	0.0%	10.3%	17.7%	16.7%	13.6%	3.6%	0.0%	0.0%	0.0%	0.0%	7.1%
35-39	5.6%	0.0%	17.2%	17.7%	16.7%	9.1%	0.0%	0.0%	0.0%	0.0%	0.0%	0.0%
40-44	12.8%	0.0%	24.1%	23.1%	22.2%	13.6%	14.3%	10.0%	0.0%	0.0%	6.9%	0.0%
45-49	20.0%	33.3%	34.5%	23.1%	27.8%	18.2%	28.6%	30.0%	0.0%	3.4%	7.1%	
50-54	19.5%	0.0%	10.3%	23.1%	0.0%	22.7%	35.7%	25.0%	36.8%	13.8%	7.1%	
55-59	19.0%	33.3%	3.4%	0.0%	11.1%	9.1%	7.1%	25.0%	36.8%	34.5%	50.0%	
60-64	9.2%	33.3%	0.0%	0.0%	0.0%	0.0%	10.7%	10.0%	21.1%	20.7%	14.3%	
65-69	2.6%	0.0%	0.0%	0.0%	0.0%	0.0%	0.0%	0.0%	5.3%	6.9%	14.3%	
70-74	2.1%	0.0%	0.0%	0.0%	0.0%	0.0%	0.0%	0.0%	0.0%	13.8%	0.0%	
>=75	0.0%	0.0%	0.0%	0.0%	0.0%	0.0%	0.0%	0.0%	0.0%	0.0%	0.0%	
Total # of vehicles	195	3	29	13	18	22	28	20	19	29	14	
Average speed	49.3	54.7	43.3	41.9	41.2	41.9	49.5	52.2	56.5	58.6	56.1	
St. Dev.	9.9	7.8	6.1	8.1	8.3	10.9	6.8	5.4	5.2	7.7	8.0	
85th percentile	59.0	59.8	48.8	50.2	49.0	52.9	56.9	57.3	62.6	66.0	60.3	
Min	21.0	46.0	32.0	29.0	24.0	21.0	30.0	41.0	50.0	43.0	34.0	
Max	74.0	61.0	56.0	53.0	56.0	59.0	61.0	62.0	68.0	74.0	67.0	
Range	53.0	15.0	24.0	24.0	32.0	38.0	31.0	21.0	18.0	31.0	33.0	

Day 1 2nd WZ

Vehicle Speed (all vehicles)	Hour										
	Total	19:00-20:00	20:00-21:00	21:00-22:00	22:00-23:00	23:00-00:00	00:00-01:00	01:00-02:00	02:00-03:00	03:00-04:00	04:00-05:00
MPH											
< 10	0.1%	0.0%	0.0%	0.0%	0.0%	0.0%	0.0%	0.0%	1.2%	0.0%	0.0%
10-14	0.8%	0.0%	0.0%	0.5%	0.8%	0.0%	0.0%	5.1%	2.4%	0.0%	2.0%
15-19	1.3%	0.0%	0.0%	1.9%	0.8%	0.0%	2.2%	2.6%	6.0%	0.0%	2.0%
20-24	2.8%	0.0%	0.9%	6.8%	1.6%	0.0%	3.3%	5.1%	7.2%	0.0%	2.0%
25-29	6.4%	0.0%	1.7%	8.2%	6.5%	9.0%	6.5%	12.8%	12.0%	2.5%	12.0%
30-34	10.4%	1.1%	4.3%	7.7%	16.1%	15.6%	18.5%	20.5%	10.8%	14.8%	2.0%
35-39	14.8%	0.0%	14.5%	14.0%	23.4%	26.2%	17.4%	14.1%	14.5%	8.6%	4.0%
40-44	18.5%	2.2%	18.4%	20.3%	20.2%	13.9%	31.5%	26.9%	21.7%	18.5%	6.0%
45-49	16.7%	5.6%	22.2%	21.3%	17.7%	16.4%	15.2%	9.0%	13.3%	13.6%	16.0%
50-54	10.5%	6.7%	17.9%	11.6%	7.3%	9.8%	1.1%	2.6%	3.6%	14.8%	22.0%
55-59	7.0%	6.7%	9.8%	5.3%	3.2%	4.9%	3.3%	1.3%	4.8%	19.8%	14.0%
60-64	4.5%	16.9%	6.8%	1.4%	2.4%	3.3%	0.0%	0.0%	2.4%	3.7%	12.0%
65-69	2.5%	21.3%	1.3%	0.5%	0.0%	0.8%	1.1%	0.0%	0.0%	2.5%	4.0%
70-74	1.6%	16.9%	0.4%	0.5%	0.0%	0.0%	0.0%	0.0%	0.0%	0.0%	2.0%
>=75	2.2%	22.5%	1.7%	0.0%	0.0%	0.0%	0.0%	0.0%	0.0%	1.2%	0.0%
Total # of vehicles	1160	89	234	207	124	122	92	78	83	81	50
Average speed	43.8	66.0	47.1	40.9	40.2	41.2	38.7	34.8	36.6	46.7	47.6
St. Dev.	12.6	10.9	9.6	10.7	8.9	9.3	8.3	9.7	12.1	10.0	13.2
85th percentile	56.0	76.8	56.0	51.1	48.0	50.9	45.0	43.5	48.0	57.0	60.0
Min	9.0	33.0	23.0	13.0	14.0	26.0	18.0	11.0	9.0	27.0	13.0
Max	88.0	88.0	81.0	70.0	64.0	68.0	67.0	55.0	62.0	75.0	70.0
Range	79.0	55.0	58.0	57.0	50.0	42.0	49.0	44.0	53.0	48.0	57.0

		Hour									
Vehicle Speed (0-25 FT Vehicles)	Total	19:00-20:00	20:00-21:00	21:00-22:00	22:00-23:00	23:00-00:00	00:00-01:00	01:00-02:00	02:00-03:00	03:00-04:00	04:00-05:00
		MPH									
< 10	0.2%	0.0%	0.0%	0.0%	0.0%	0.0%	0.0%	0.0%	2.9%	0.0%	0.0%
10-14	0.9%	0.0%	0.0%	0.7%	1.3%	0.0%	0.0%	7.4%	2.9%	0.0%	4.2%
15-19	1.4%	0.0%	0.0%	0.7%	1.3%	0.0%	6.5%	3.7%	8.8%	0.0%	4.2%
20-24	2.2%	0.0%	0.0%	5.8%	1.3%	0.0%	3.2%	3.7%	5.9%	0.0%	4.2%
25-29	5.0%	0.0%	1.9%	6.6%	9.1%	5.2%	0.0%	3.7%	14.7%	0.0%	16.7%
30-34	9.2%	1.2%	4.5%	10.2%	16.9%	15.5%	19.4%	11.1%	8.8%	15.0%	0.0%
35-39	13.8%	0.0%	14.8%	13.9%	19.5%	25.9%	9.7%	11.1%	23.5%	10.0%	4.2%
40-44	15.5%	2.5%	17.4%	16.8%	16.9%	6.9%	35.5%	33.3%	17.6%	20.0%	4.2%
45-49	16.0%	4.9%	20.6%	20.4%	16.9%	15.5%	12.9%	18.5%	11.8%	5.0%	12.5%
50-54	12.7%	6.2%	18.1%	14.6%	11.7%	17.2%	3.2%	7.4%	2.9%	10.0%	16.7%
55-59	7.9%	6.2%	12.9%	6.6%	2.6%	8.6%	6.5%	0.0%	0.0%	25.0%	12.5%
60-64	5.6%	17.3%	7.1%	2.2%	2.6%	3.4%	0.0%	0.0%	0.0%	0.0%	16.7%
65-69	3.6%	22.2%	0.0%	0.7%	0.0%	1.7%	3.2%	0.0%	0.0%	10.0%	0.0%
70-74	2.6%	17.3%	0.6%	0.7%	0.0%	0.0%	0.0%	0.0%	0.0%	0.0%	4.2%
>=75	3.4%	22.2%	1.9%	0.0%	0.0%	0.0%	0.0%	0.0%	0.0%	5.0%	0.0%
Total # of vehicles	644	81	155	137	77	58	31	27	34	20	24
Average speed	46.0	66.2	47.6	42.1	40.2	43.4	40.3	37.3	33.8	49.1	45.1
St. Dev.	13.5	10.8	9.5	10.8	9.7	9.9	10.3	11.2	11.1	12.2	15.6
85th percentile	60.0	76.0	56.0	53.0	50.0	54.0	47.5	46.1	44.1	59.1	60.0
Min	9.0	33.0	25.0	13.0	14.0	27.0	18.0	11.0	9.0	32.0	13.0
Max	88.0	88.0	81.0	70.0	64.0	68.0	67.0	53.0	50.0	75.0	70.0
Range	79.0	55.0	56.0	57.0	50.0	41.0	49.0	42.0	41.0	43.0	57.0
		Hour									
Vehicle Speed (25-50 FT Vehicles)	Total	19:00-20:00	20:00-21:00	21:00-22:00	22:00-23:00	23:00-00:00	00:00-01:00	01:00-02:00	02:00-03:00	03:00-04:00	04:00-05:00
		MPH									
< 10	0.0%	0.0%	0.0%	0.0%	0.0%	0.0%	0.0%	0.0%	0.0%	0.0%	0.0%
10-14	1.3%	0.0%	0.0%	0.0%	0.0%	0.0%	0.0%	12.5%	4.2%	0.0%	0.0%
15-19	2.2%	0.0%	0.0%	4.5%	0.0%	0.0%	0.0%	6.3%	8.3%	0.0%	0.0%
20-24	4.9%	0.0%	2.3%	9.1%	0.0%	0.0%	5.3%	6.3%	16.7%	0.0%	0.0%
25-29	3.1%	0.0%	0.0%	6.8%	0.0%	11.1%	0.0%	0.0%	8.3%	0.0%	0.0%
30-34	7.6%	0.0%	2.3%	0.0%	17.4%	5.6%	10.5%	25.0%	4.2%	19.0%	0.0%
35-39	9.8%	0.0%	7.0%	11.4%	30.4%	11.1%	15.8%	0.0%	4.2%	4.8%	0.0%
40-44	27.7%	0.0%	20.9%	29.5%	26.1%	27.8%	47.4%	37.5%	33.3%	28.6%	0.0%
45-49	22.8%	16.7%	27.9%	29.5%	21.7%	33.3%	21.1%	12.5%	12.5%	19.0%	10.0%
50-54	8.9%	16.7%	18.6%	6.8%	0.0%	5.6%	0.0%	0.0%	0.0%	14.3%	40.0%
55-59	5.4%	16.7%	7.0%	2.3%	4.3%	0.0%	0.0%	0.0%	4.2%	9.5%	30.0%
60-64	2.2%	0.0%	4.7%	0.0%	0.0%	5.6%	0.0%	0.0%	4.2%	4.8%	0.0%
65-69	2.7%	16.7%	7.0%	0.0%	0.0%	0.0%	0.0%	0.0%	0.0%	0.0%	20.0%
70-74	0.4%	16.7%	0.0%	0.0%	0.0%	0.0%	0.0%	0.0%	0.0%	0.0%	0.0%
>=75	0.9%	16.7%	2.3%	0.0%	0.0%	0.0%	0.0%	0.0%	0.0%	0.0%	0.0%
Total # of vehicles	224	6	43	44	23	18	19	16	24	21	10
Average speed	42.6	62.0	48.6	39.9	40.2	42.2	39.9	33.8	35.2	44.7	55.8
St. Dev.	11.4	12.6	10.3	10.0	6.6	8.6	6.2	11.3	13.5	8.0	6.5
85th percentile	52.0	73.8	56.7	46.6	47.0	47.9	46.0	43.0	47.2	54.0	62.6
Min	13.0	45.0	23.0	15.0	31.0	26.0	21.0	13.0	13.0	32.0	46.0
Max	80.0	79.0	80.0	55.0	56.0	60.0	47.0	48.0	62.0	60.0	67.0
Range	67.0	34.0	57.0	40.0	25.0	34.0	26.0	35.0	49.0	28.0	21.0

Vehicle Speed (50-75 FT Vehicles)	Hour											
	Total	19:00-20:00	20:00-21:00	21:00-22:00	22:00-23:00	23:00-00:00	00:00-01:00	01:00-02:00	02:00-03:00	03:00-04:00	04:00-05:00	
MPH												
< 10	0.0%	0.0%	0.0%	0.0%	0.0%	0.0%	0.0%	0.0%	0.0%	0.0%	0.0%	0.0%
10-14	0.0%	0.0%	0.0%	0.0%	0.0%	0.0%	0.0%	0.0%	0.0%	0.0%	0.0%	0.0%
15-19	0.9%	0.0%	0.0%	7.1%	0.0%	0.0%	0.0%	0.0%	0.0%	0.0%	0.0%	0.0%
20-24	5.2%	0.0%	7.1%	7.1%	14.3%	0.0%	10.0%	15.4%	0.0%	0.0%	0.0%	0.0%
25-29	18.3%	0.0%	7.1%	21.4%	14.3%	26.3%	30.0%	23.1%	18.2%	10.5%	14.3%	14.3%
30-34	12.2%	0.0%	0.0%	7.1%	14.3%	15.8%	20.0%	15.4%	9.1%	15.8%	14.3%	14.3%
35-39	15.7%	0.0%	28.6%	14.3%	14.3%	26.3%	10.0%	23.1%	0.0%	10.5%	0.0%	0.0%
40-44	19.1%	0.0%	14.3%	35.7%	14.3%	21.1%	10.0%	23.1%	18.2%	15.8%	14.3%	14.3%
45-49	12.2%	0.0%	28.6%	7.1%	14.3%	10.5%	10.0%	0.0%	18.2%	5.3%	28.6%	28.6%
50-54	6.1%	0.0%	7.1%	0.0%	0.0%	0.0%	0.0%	0.0%	9.1%	21.1%	14.3%	14.3%
55-59	7.0%	0.0%	0.0%	0.0%	0.0%	0.0%	10.0%	0.0%	18.2%	21.1%	14.3%	14.3%
60-64	3.5%	100.0%	7.1%	0.0%	14.3%	0.0%	0.0%	0.0%	9.1%	0.0%	0.0%	0.0%
65-69	0.0%	0.0%	0.0%	0.0%	0.0%	0.0%	0.0%	0.0%	0.0%	0.0%	0.0%	0.0%
70-74	0.0%	0.0%	0.0%	0.0%	0.0%	0.0%	0.0%	0.0%	0.0%	0.0%	0.0%	0.0%
>=75	0.0%	0.0%	0.0%	0.0%	0.0%	0.0%	0.0%	0.0%	0.0%	0.0%	0.0%	0.0%
Total # of vehicles	115	1	14	14	7	19	10	13	11	19	7	7
Average speed	38.8	62.0	41.4	33.8	38.1	35.6	35.2	31.8	44.6	44.0	44.3	44.3
St. Dev.	10.8		9.5	9.3	12.9	7.1	11.0	7.5	12.6	10.7	10.2	10.2
85th percentile	50.9	62.0	49.2	42.0	47.5	44.0	44.3	41.0	57.0	55.9	53.5	53.5
Min	15.0	62.0	24.0	15.0	23.0	26.0	24.0	20.0	25.0	27.0	29.0	29.0
Max	62.0	62.0	60.0	45.0	61.0	48.0	59.0	42.0	61.0	59.0	58.0	58.0
Range	47.0	0.0	36.0	30.0	38.0	22.0	35.0	22.0	36.0	32.0	29.0	29.0

Vehicle Speed (+75 FT Vehicles)	Hour											
	Total	19:00-20:00	20:00-21:00	21:00-22:00	22:00-23:00	23:00-00:00	00:00-01:00	01:00-02:00	02:00-03:00	03:00-04:00	04:00-05:00	
MPH												
< 10	0.0%	0.0%	0.0%	0.0%	0.0%	0.0%	0.0%	0.0%	0.0%	0.0%	0.0%	0.0%
10-14	0.0%	0.0%	0.0%	0.0%	0.0%	0.0%	0.0%	0.0%	0.0%	0.0%	0.0%	0.0%
15-19	0.0%	0.0%	0.0%	0.0%	0.0%	0.0%	0.0%	0.0%	0.0%	0.0%	0.0%	0.0%
20-24	0.6%	0.0%	0.0%	8.3%	0.0%	0.0%	0.0%	0.0%	0.0%	0.0%	0.0%	0.0%
25-29	7.9%	0.0%	0.0%	16.7%	0.0%	3.7%	9.4%	27.3%	7.1%	0.0%	11.1%	11.1%
30-34	17.5%	0.0%	9.1%	18.3%	11.8%	22.2%	21.9%	31.8%	28.6%	9.5%	0.0%	0.0%
35-39	24.3%	0.0%	18.2%	25.0%	35.3%	37.0%	28.1%	22.7%	21.4%	9.5%	11.1%	11.1%
40-44	17.5%	0.0%	22.7%	8.3%	29.4%	14.8%	25.0%	13.6%	14.3%	9.5%	11.1%	11.1%
45-49	14.7%	0.0%	18.2%	16.7%	17.6%	11.1%	15.6%	0.0%	14.3%	23.8%	22.2%	22.2%
50-54	7.3%	0.0%	22.7%	8.3%	0.0%	3.7%	0.0%	0.0%	7.1%	14.3%	22.2%	22.2%
55-59	5.6%	0.0%	0.0%	8.3%	5.9%	3.7%	0.0%	4.5%	7.1%	23.8%	0.0%	0.0%
60-64	4.0%	0.0%	9.1%	0.0%	0.0%	3.7%	0.0%	0.0%	0.0%	9.5%	22.2%	22.2%
65-69	0.0%	0.0%	0.0%	0.0%	0.0%	0.0%	0.0%	0.0%	0.0%	0.0%	0.0%	0.0%
70-74	0.0%	0.0%	0.0%	0.0%	0.0%	0.0%	0.0%	0.0%	0.0%	0.0%	0.0%	0.0%
>=75	0.6%	100.0%	0.0%	0.0%	0.0%	0.0%	0.0%	0.0%	0.0%	0.0%	0.0%	0.0%
Total # of vehicles	177	1	22	12	17	27	32	22	14	21	9	9
Average speed	41.0	78.0	44.9	38.2	40.9	39.6	37.5	34.3	39.6	48.9	48.0	48.0
St. Dev.	9.3		8.0	10.4	6.2	8.1	5.7	7.0	8.7	8.5	11.0	11.0
85th percentile	51.0	78.0	52.7	49.7	45.6	47.1	43.7	39.9	48.2	57.0	60.2	60.2
Min	21.0	78.0	33.0	21.0	30.0	29.0	25.0	25.0	27.0	34.0	29.0	29.0
Max	78.0	78.0	61.0	56.0	57.0	63.0	46.0	55.0	56.0	61.0	63.0	63.0
Range	57.0	0.0	28.0	35.0	27.0	34.0	21.0	30.0	29.0	27.0	34.0	34.0

Day 2 Reference

Vehicle Speed (all vehicles)	Hour										
	Total	19:00-20:00	20:00-21:00	21:00-22:00	22:00-23:00	23:00-00:00	00:00-01:00	01:00-02:00	02:00-03:00	03:00-04:00	04:00-05:00
MPH											
< 10	0.0%	0.0%	0.0%	0.0%	0.0%	0.0%	0.0%	0.0%	0.0%	0.0%	0.0%
10-14	0.0%	0.0%	0.0%	0.0%	0.0%	0.0%	0.0%	0.0%	0.0%	0.0%	4.8%
15-19	0.0%	0.0%	0.0%	0.0%	0.0%	0.0%	0.0%	0.0%	0.0%	0.0%	0.0%
20-24	0.0%	0.0%	0.0%	0.0%	0.0%	0.0%	0.0%	0.0%	0.0%	0.0%	4.8%
25-29	0.4%	0.0%	0.0%	0.0%	0.0%	0.0%	0.0%	0.0%	0.0%	1.4%	33.3%
30-34	0.5%	0.0%	0.0%	0.3%	1.4%	1.2%	0.8%	2.0%	1.0%	1.4%	0.0%
35-39	1.5%	0.3%	0.0%	1.9%	1.9%	3.1%	4.9%	4.0%	6.3%	0.0%	0.0%
40-44	2.1%	1.0%	0.8%	0.6%	2.8%	5.5%	5.7%	7.1%	4.2%	1.4%	0.0%
45-49	3.8%	1.2%	2.9%	2.8%	5.2%	6.7%	4.9%	10.1%	8.3%	7.1%	4.8%
50-54	11.1%	6.9%	7.0%	11.7%	14.6%	16.0%	13.8%	16.2%	22.9%	21.4%	9.5%
55-59	18.9%	13.2%	18.2%	21.8%	15.5%	20.9%	32.5%	22.2%	29.2%	25.7%	4.8%
60-64	21.0%	23.3%	22.5%	20.8%	23.0%	19.6%	13.8%	18.2%	14.6%	17.1%	14.3%
65-69	23.1%	32.5%	22.3%	26.5%	23.0%	14.1%	15.4%	13.1%	9.4%	10.0%	0.0%
70-74	13.3%	15.8%	20.7%	11.0%	9.9%	10.4%	5.7%	4.0%	4.2%	8.6%	9.5%
>=75	4.2%	5.7%	5.7%	2.5%	2.8%	2.5%	2.4%	3.0%	0.0%	5.7%	14.3%
Total # of vehicles	2167	576	489	317	213	163	123	99	96	70	21
Average speed	61.5	64.4	64.0	61.5	60.2	58.3	57.3	56.4	55.3	58.5	47.3
St. Dev.	9.1	7.3	7.7	7.8	9.5	9.6	9.5	9.8	8.5	9.5	22.0
85th percentile	70.0	71.0	72.0	69.0	68.2	69.0	68.0	66.0	63.8	68.7	72.0
Min	14.0	36.0	42.0	34.0	31.0	34.0	32.0	33.0	32.0	26.0	14.0
Max	96.0	92.0	96.0	79.0	93.0	79.0	80.0	76.0	74.0	80.0	80.0
Range	82.0	56.0	54.0	45.0	62.0	45.0	48.0	43.0	42.0	54.0	66.0

Vehicle Speed (0-25 FT Vehicles)	Hour										
	Total	19:00-20:00	20:00-21:00	21:00-22:00	22:00-23:00	23:00-00:00	00:00-01:00	01:00-02:00	02:00-03:00	03:00-04:00	04:00-05:00
MPH											
< 10	0.0%	0.0%	0.0%	0.0%	0.0%	0.0%	0.0%	0.0%	0.0%	0.0%	0.0%
10-14	0.1%	0.0%	0.0%	0.0%	0.0%	0.0%	0.0%	0.0%	0.0%	0.0%	9.1%
15-19	0.0%	0.0%	0.0%	0.0%	0.0%	0.0%	0.0%	0.0%	0.0%	0.0%	0.0%
20-24	0.0%	0.0%	0.0%	0.0%	0.0%	0.0%	0.0%	0.0%	0.0%	0.0%	0.0%
25-29	0.2%	0.0%	0.0%	0.0%	0.0%	0.0%	0.0%	0.0%	0.0%	0.0%	27.3%
30-34	0.0%	0.0%	0.0%	0.0%	0.0%	0.0%	0.0%	0.0%	0.0%	0.0%	0.0%
35-39	0.2%	0.0%	0.0%	0.9%	0.0%	0.0%	0.0%	2.4%	0.0%	0.0%	0.0%
40-44	0.6%	0.2%	0.8%	0.0%	0.0%	1.2%	0.0%	2.4%	2.3%	3.2%	0.0%
45-49	2.1%	0.7%	1.6%	1.8%	2.9%	5.8%	4.9%	0.0%	4.7%	6.5%	9.1%
50-54	3.3%	1.6%	1.3%	4.5%	5.1%	3.5%	11.5%	4.9%	9.3%	3.2%	9.1%
55-59	11.1%	6.9%	10.7%	14.4%	8.1%	15.1%	23.0%	7.3%	27.9%	16.1%	0.0%
60-64	24.9%	22.7%	25.9%	23.9%	30.9%	25.6%	18.0%	36.6%	25.6%	22.6%	18.2%
65-69	32.4%	40.5%	26.9%	35.6%	33.8%	24.4%	29.5%	29.3%	20.9%	16.1%	0.0%
70-74	19.4%	20.4%	26.1%	15.3%	14.7%	19.8%	9.8%	9.8%	9.3%	19.4%	18.2%
>=75	5.8%	7.1%	6.7%	3.6%	4.4%	4.7%	3.3%	7.3%	0.0%	12.9%	9.1%
Total # of vehicles	1443	437	375	222	136	86	61	41	43	31	11
Average speed	65.1	66.6	66.0	64.2	64.7	63.7	62.0	63.6	60.4	63.5	48.6
St. Dev.	7.2	5.9	6.5	6.6	7.1	7.6	7.5	7.8	7.1	9.3	22.4
85th percentile	72.0	72.0	72.0	71.0	70.0	71.3	69.0	70.0	68.7	72.0	71.0
Min	14.0	40.0	42.0	35.0	47.0	42.0	46.0	39.0	44.0	42.0	14.0
Max	93.0	92.0	85.0	79.0	93.0	79.0	80.0	76.0	74.0	80.0	79.0
Range	79.0	52.0	43.0	44.0	46.0	37.0	34.0	37.0	30.0	38.0	65.0

Vehicle Speed (25-50 FT Vehicles)	Hour										
	Total	19:00-20:00	20:00-21:00	21:00-22:00	22:00-23:00	23:00-00:00	00:00-01:00	01:00-02:00	02:00-03:00	03:00-04:00	04:00-05:00
MPH											
< 10	0.0%	0.0%	0.0%	0.0%	0.0%	0.0%	0.0%	0.0%	0.0%	0.0%	0.0%
10-14	0.0%	0.0%	0.0%	0.0%	0.0%	0.0%	0.0%	0.0%	0.0%	0.0%	0.0%
15-19	0.0%	0.0%	0.0%	0.0%	0.0%	0.0%	0.0%	0.0%	0.0%	0.0%	0.0%
20-24	0.0%	0.0%	0.0%	0.0%	0.0%	0.0%	0.0%	0.0%	0.0%	0.0%	0.0%
25-29	0.0%	0.0%	0.0%	0.0%	0.0%	0.0%	0.0%	0.0%	0.0%	0.0%	0.0%
30-34	1.1%	0.0%	0.0%	1.5%	2.6%	0.0%	0.0%	5.3%	0.0%	4.0%	0.0%
35-39	0.8%	1.2%	0.0%	0.0%	2.6%	0.0%	4.3%	0.0%	0.0%	0.0%	0.0%
40-44	0.5%	1.2%	0.0%	0.0%	0.0%	2.9%	0.0%	0.0%	0.0%	0.0%	0.0%
45-49	5.2%	2.4%	5.4%	4.5%	10.5%	0.0%	4.3%	21.1%	10.0%	0.0%	0.0%
50-54	23.4%	22.0%	16.1%	28.8%	21.1%	31.4%	8.7%	26.3%	30.0%	28.0%	33.3%
55-59	38.4%	28.0%	39.3%	39.4%	36.8%	34.3%	69.6%	26.3%	50.0%	48.0%	33.3%
60-64	19.9%	29.3%	17.9%	18.2%	15.8%	25.7%	8.7%	15.8%	10.0%	16.0%	33.3%
65-69	7.4%	11.0%	12.5%	6.1%	7.9%	5.7%	0.0%	5.3%	0.0%	4.0%	0.0%
70-74	1.9%	2.4%	5.4%	1.5%	2.6%	0.0%	0.0%	0.0%	0.0%	0.0%	0.0%
>=75	1.4%	2.4%	3.6%	0.0%	0.0%	0.0%	4.3%	0.0%	0.0%	0.0%	0.0%
Total # of vehicles	367	82	56	66	38	35	23	19	20	25	3
Average speed	57.3	58.9	60.0	56.5	55.3	57.0	56.8	54.6	55.5	55.9	58.0
St. Dev.	6.8	6.7	8.8	5.6	7.3	4.8	6.1	7.5	3.6	5.8	5.3
85th percentile	63.0	64.9	66.0	62.3	60.5	61.0	59.0	62.6	58.2	61.0	61.6
Min	31.0	37.0	45.0	34.0	31.0	42.0	39.0	34.0	49.0	34.0	54.0
Max	96.0	80.0	96.0	70.0	71.0	66.0	76.0	66.0	64.0	67.0	64.0
Range	65.0	43.0	51.0	36.0	40.0	24.0	37.0	32.0	15.0	33.0	10.0

Vehicle Speed (50-75 FT Vehicles)	Hour											
	Total	19:00-20:00	20:00-21:00	21:00-22:00	22:00-23:00	23:00-00:00	00:00-01:00	01:00-02:00	02:00-03:00	03:00-04:00	04:00-05:00	
MPH												
< 10	0.0%	0.0%	0.0%	0.0%	0.0%	0.0%	0.0%	0.0%	0.0%	0.0%	0.0%	0.0%
10-14	0.0%	0.0%	0.0%	0.0%	0.0%	0.0%	0.0%	0.0%	0.0%	0.0%	0.0%	0.0%
15-19	0.0%	0.0%	0.0%	0.0%	0.0%	0.0%	0.0%	0.0%	0.0%	0.0%	0.0%	0.0%
20-24	0.4%	0.0%	0.0%	0.0%	0.0%	0.0%	0.0%	0.0%	0.0%	0.0%	0.0%	25.0%
25-29	0.9%	0.0%	0.0%	0.0%	0.0%	0.0%	0.0%	0.0%	0.0%	0.0%	0.0%	50.0%
30-34	3.1%	0.0%	0.0%	0.0%	7.4%	9.1%	5.6%	5.3%	4.8%	0.0%	0.0%	0.0%
35-39	8.5%	0.0%	0.0%	15.8%	11.1%	18.2%	16.7%	15.8%	14.3%	0.0%	0.0%	0.0%
40-44	10.8%	7.5%	2.1%	0.0%	18.5%	18.2%	22.2%	21.1%	14.3%	0.0%	0.0%	0.0%
45-49	9.0%	5.0%	10.6%	10.5%	3.7%	13.6%	0.0%	15.8%	14.3%	16.7%	0.0%	0.0%
50-54	26.0%	25.0%	40.4%	15.8%	29.6%	13.6%	0.0%	15.8%	38.1%	66.7%	0.0%	0.0%
55-59	30.5%	40.0%	36.2%	47.4%	25.9%	22.7%	33.3%	26.3%	14.3%	0.0%	0.0%	0.0%
60-64	7.6%	20.0%	6.4%	5.3%	3.7%	4.5%	16.7%	0.0%	0.0%	0.0%	0.0%	0.0%
65-69	1.8%	2.5%	2.1%	5.3%	0.0%	0.0%	0.0%	0.0%	0.0%	16.7%	0.0%	0.0%
70-74	0.4%	0.0%	0.0%	0.0%	0.0%	0.0%	5.6%	0.0%	0.0%	0.0%	0.0%	0.0%
>=75	0.9%	0.0%	2.1%	0.0%	0.0%	0.0%	0.0%	0.0%	0.0%	0.0%	0.0%	25.0%
Total # of vehicles	223	40	47	19	27	22	18	19	21	6	4	4
Average speed	51.1	55.8	54.3	52.9	48.5	46.6	50.2	46.9	47.4	55.0	39.0	39.0
St. Dev.	9.0	6.0	5.7	7.9	8.5	8.7	11.6	8.5	7.5	6.9	27.3	27.3
85th percentile	59.0	61.0	58.0	59.0	57.0	56.0	60.5	56.0	54.0	57.5	55.7	55.7
Min	24.0	40.0	42.0	36.0	31.0	34.0	32.0	33.0	32.0	47.0	24.0	24.0
Max	80.0	69.0	77.0	65.0	60.0	60.0	71.0	59.0	57.0	68.0	80.0	80.0
Range	56.0	29.0	35.0	29.0	29.0	26.0	39.0	26.0	25.0	21.0	56.0	56.0

Vehicle Speed (+75 FT Vehicles)	Hour											
	Total	19:00-20:00	20:00-21:00	21:00-22:00	22:00-23:00	23:00-00:00	00:00-01:00	01:00-02:00	02:00-03:00	03:00-04:00	04:00-05:00	
MPH												
< 10	0.0%	0.0%	0.0%	0.0%	0.0%	0.0%	0.0%	0.0%	0.0%	0.0%	0.0%	0.0%
10-14	0.0%	0.0%	0.0%	0.0%	0.0%	0.0%	0.0%	0.0%	0.0%	0.0%	0.0%	0.0%
15-19	0.0%	0.0%	0.0%	0.0%	0.0%	0.0%	0.0%	0.0%	0.0%	0.0%	0.0%	0.0%
20-24	0.0%	0.0%	0.0%	0.0%	0.0%	0.0%	0.0%	0.0%	0.0%	0.0%	0.0%	0.0%
25-29	2.2%	0.0%	0.0%	0.0%	0.0%	0.0%	0.0%	0.0%	0.0%	12.5%	66.7%	66.7%
30-34	0.0%	0.0%	0.0%	0.0%	0.0%	0.0%	0.0%	0.0%	0.0%	0.0%	0.0%	0.0%
35-39	6.0%	5.9%	0.0%	10.0%	0.0%	5.0%	9.5%	0.0%	25.0%	0.0%	0.0%	0.0%
40-44	9.0%	5.9%	0.0%	20.0%	8.3%	15.0%	14.3%	10.0%	0.0%	0.0%	0.0%	0.0%
45-49	9.7%	0.0%	0.0%	0.0%	16.7%	15.0%	9.5%	15.0%	8.3%	25.0%	0.0%	0.0%
50-54	36.6%	29.4%	9.1%	50.0%	66.7%	45.0%	38.1%	30.0%	33.3%	37.5%	0.0%	0.0%
55-59	30.6%	41.2%	90.9%	20.0%	8.3%	20.0%	19.0%	45.0%	25.0%	12.5%	0.0%	0.0%
60-64	4.5%	17.6%	0.0%	0.0%	0.0%	0.0%	4.8%	0.0%	8.3%	12.5%	0.0%	0.0%
65-69	0.7%	0.0%	0.0%	0.0%	0.0%	0.0%	4.8%	0.0%	0.0%	0.0%	0.0%	0.0%
70-74	0.0%	0.0%	0.0%	0.0%	0.0%	0.0%	0.0%	0.0%	0.0%	0.0%	0.0%	0.0%
>=75	0.7%	0.0%	0.0%	0.0%	0.0%	0.0%	0.0%	0.0%	0.0%	0.0%	0.0%	33.3%
Total # of vehicles	134	17	11	10	12	20	21	20	12	8	3	3
Average speed	51.4	54.1	56.8	50.2	51.2	49.8	50.5	52.3	50.4	49.6	42.7	42.7
St. Dev.	7.6	6.6	1.8	7.0	4.3	5.3	8.1	4.9	8.0	11.2	28.9	28.9
85th percentile	58.0	59.6	58.5	56.0	54.0	55.0	58.0	56.0	58.0	58.8	61.0	61.0
Min	26.0	36.0	53.0	38.0	40.0	37.0	36.0	40.0	37.0	26.0	26.0	26.0
Max	76.0	61.0	59.0	59.0	57.0	56.0	69.0	58.0	60.0	63.0	76.0	76.0
Range	50.0	25.0	6.0	21.0	17.0	19.0	33.0	18.0	23.0	37.0	50.0	50.0

Day 2 End of Taper

Vehicle Speed (all vehicles)	Hour									
	Total	19:00-20:00	20:00-21:00	21:00-22:00	22:00-23:00	23:00-00:00	00:00-01:00	01:00-02:00	02:00-03:00	03:00-04:00
MPH										
< 10	0.0%	0.0%	0.0%	0.0%	0.0%	0.0%	0.0%	0.0%	0.0%	0.0%
10-14	0.1%	0.0%	0.0%	0.0%	0.0%	0.0%	0.0%	0.0%	0.0%	0.0%
15-19	0.0%	0.0%	0.0%	0.0%	0.0%	0.0%	0.0%	0.0%	0.0%	0.0%
20-24	0.0%	0.0%	0.0%	0.0%	0.0%	0.0%	0.0%	0.0%	0.0%	0.0%
25-29	0.3%	0.2%	0.4%	0.0%	0.0%	0.0%	0.0%	0.0%	0.0%	3.2%
30-34	0.5%	0.8%	0.4%	0.7%	0.0%	0.0%	0.0%	1.1%	0.0%	0.0%
35-39	0.8%	0.8%	0.2%	0.3%	0.0%	2.0%	2.4%	0.0%	0.0%	3.2%
40-44	1.3%	0.8%	1.1%	1.4%	3.0%	0.7%	1.6%	1.1%	2.5%	1.6%
45-49	3.8%	2.3%	3.5%	2.8%	4.5%	6.7%	4.8%	7.4%	5.0%	3.2%
50-54	8.4%	7.4%	6.8%	6.6%	6.0%	10.7%	10.5%	17.9%	13.8%	14.5%
55-59	13.8%	14.9%	12.2%	11.0%	10.9%	13.4%	15.3%	14.7%	25.0%	21.0%
60-64	19.8%	17.7%	18.3%	23.8%	14.4%	24.2%	25.0%	20.0%	22.5%	22.6%
65-69	18.1%	20.4%	21.0%	17.6%	15.4%	15.4%	17.7%	12.6%	11.3%	14.5%
70-74	14.7%	16.6%	17.7%	13.8%	17.9%	11.4%	11.3%	8.4%	6.3%	6.5%
>=75	18.6%	18.3%	18.3%	22.1%	27.9%	15.4%	11.3%	16.8%	13.8%	9.7%
Total # of vehicles	1989	525	458	290	201	149	124	95	80	62
Average speed	65.1	65.4	65.9	66.4	67.8	63.7	63.0	62.4	62.0	60.0
St. Dev.	10.9	10.2	10.5	11.0	11.8	11.1	10.3	10.9	9.8	11.8
85th percentile	76.0	76.0	76.0	78.0	79.0	74.8	72.0	75.0	71.5	69.9
Min	14.0	28.0	28.0	32.0	40.0	36.0	36.0	33.0	40.0	28.0
Max	101.0	101.0	94.0	100.0	101.0	99.0	96.0	93.0	94.0	92.0
Range	87.0	73.0	66.0	68.0	61.0	63.0	60.0	60.0	54.0	64.0

Vehicle Speed (0-25 FT Vehicles)	Hour									
	Total	19:00-20:00	20:00-21:00	21:00-22:00	22:00-23:00	23:00-00:00	00:00-01:00	01:00-02:00	02:00-03:00	03:00-04:00
MPH										
< 10	0.0%	0.0%	0.0%	0.0%	0.0%	0.0%	0.0%	0.0%	0.0%	0.0%
10-14	0.1%	0.0%	0.0%	0.0%	0.0%	0.0%	0.0%	0.0%	0.0%	0.0%
15-19	0.0%	0.0%	0.0%	0.0%	0.0%	0.0%	0.0%	0.0%	0.0%	0.0%
20-24	0.0%	0.0%	0.0%	0.0%	0.0%	0.0%	0.0%	0.0%	0.0%	0.0%
25-29	0.2%	0.0%	0.0%	0.0%	0.0%	0.0%	0.0%	0.0%	0.0%	8.0%
30-34	0.8%	1.2%	0.7%	1.2%	0.0%	0.0%	0.0%	2.6%	0.0%	0.0%
35-39	0.8%	0.6%	0.0%	0.6%	0.0%	4.4%	2.0%	0.0%	0.0%	4.0%
40-44	1.2%	0.9%	1.0%	1.8%	0.9%	0.0%	0.0%	2.6%	8.7%	0.0%
45-49	3.3%	1.5%	3.7%	2.4%	3.8%	1.5%	5.9%	7.7%	8.7%	8.0%
50-54	5.6%	4.8%	5.6%	3.7%	2.8%	5.9%	9.8%	12.8%	13.0%	8.0%
55-59	7.8%	11.5%	6.3%	8.5%	5.7%	4.4%	7.8%	5.1%	4.3%	0.0%
60-64	17.1%	15.7%	16.9%	19.5%	9.4%	23.5%	19.6%	17.9%	21.7%	28.0%
65-69	19.4%	21.1%	22.9%	17.1%	14.2%	16.2%	23.5%	15.4%	8.7%	12.0%
70-74	19.2%	19.6%	20.6%	17.1%	27.4%	17.6%	11.8%	12.8%	17.4%	12.0%
>=75	24.5%	23.0%	22.3%	28.0%	35.8%	26.5%	19.6%	23.1%	17.4%	20.0%
Total # of vehicles	1113	331	301	164	106	68	51	39	23	25
Average speed	67.3	67.1	67.7	67.8	71.2	67.7	65.8	64.7	63.1	62.6
St. Dev.	11.2	10.2	10.2	11.4	10.4	11.9	11.3	12.7	13.3	16.3
85th percentile	78.0	77.0	77.0	79.0	80.3	78.0	75.0	75.3	75.2	77.6
Min	14.0	30.0	31.0	32.0	43.0	36.0	36.0	33.0	40.0	28.0
Max	99.0	98.0	94.0	97.0	95.0	99.0	96.0	93.0	94.0	92.0
Range	85.0	68.0	63.0	65.0	52.0	63.0	60.0	60.0	54.0	64.0

Vehicle Speed (25-50 FT Vehicles)	Hour									
	Total	19:00-20:00	20:00-21:00	21:00-22:00	22:00-23:00	23:00-00:00	00:00-01:00	01:00-02:00	02:00-03:00	03:00-04:00
MPH										
< 10	0.0%	0.0%	0.0%	0.0%	0.0%	0.0%	0.0%	0.0%	0.0%	0.0%
10-14	0.0%	0.0%	0.0%	0.0%	0.0%	0.0%	0.0%	0.0%	0.0%	0.0%
15-19	0.0%	0.0%	0.0%	0.0%	0.0%	0.0%	0.0%	0.0%	0.0%	0.0%
20-24	0.0%	0.0%	0.0%	0.0%	0.0%	0.0%	0.0%	0.0%	0.0%	0.0%
25-29	0.4%	0.8%	1.0%	0.0%	0.0%	0.0%	0.0%	0.0%	0.0%	0.0%
30-34	0.0%	0.0%	0.0%	0.0%	0.0%	0.0%	0.0%	0.0%	0.0%	0.0%
35-39	0.8%	1.6%	1.0%	0.0%	0.0%	0.0%	0.0%	0.0%	0.0%	5.9%
40-44	1.7%	0.0%	1.0%	1.3%	5.9%	3.1%	3.3%	0.0%	0.0%	5.9%
45-49	2.5%	2.4%	1.0%	2.6%	2.0%	9.4%	0.0%	5.6%	4.5%	0.0%
50-54	9.3%	12.7%	10.1%	5.1%	3.9%	3.1%	3.3%	16.7%	18.2%	17.6%
55-59	16.7%	16.7%	21.2%	12.8%	9.8%	18.8%	26.7%	0.0%	13.6%	29.4%
60-64	21.4%	17.5%	18.2%	26.9%	11.8%	28.1%	33.3%	27.8%	27.3%	23.5%
65-69	19.9%	20.6%	18.2%	21.8%	23.5%	31.3%	10.0%	16.7%	13.6%	11.8%
70-74	11.6%	15.1%	15.2%	10.3%	13.7%	0.0%	16.7%	0.0%	0.0%	5.9%
>=75	15.6%	12.7%	13.1%	19.2%	29.4%	6.3%	6.7%	33.3%	22.7%	0.0%
Total # of vehicles	473	126	99	78	51	32	30	18	22	17
Average speed	64.4	63.6	63.9	66.7	68.3	61.1	63.5	66.1	63.7	57.1
St. Dev.	10.5	10.4	10.4	10.7	12.3	8.4	8.2	9.8	10.3	8.3
85th percentile	75.0	73.3	74.0	77.5	79.5	68.0	70.0	76.5	77.6	64.6
Min	28.0	28.0	28.0	43.0	40.0	42.0	44.0	49.0	49.0	39.0
Max	101.0	101.0	92.0	100.0	101.0	78.0	84.0	82.0	83.0	71.0
Range	73.0	73.0	64.0	57.0	61.0	36.0	40.0	33.0	34.0	32.0

Vehicle Speed (50-75 FT Vehicles)	Hour									
	Total	19:00-20:00	20:00-21:00	21:00-22:00	22:00-23:00	23:00-00:00	00:00-01:00	01:00-02:00	02:00-03:00	03:00-04:00
MPH										
< 10	0.0%	0.0%	0.0%	0.0%	0.0%	0.0%	0.0%	0.0%	0.0%	0.0%
10-14	0.0%	0.0%	0.0%	0.0%	0.0%	0.0%	0.0%	0.0%	0.0%	0.0%
15-19	0.0%	0.0%	0.0%	0.0%	0.0%	0.0%	0.0%	0.0%	0.0%	0.0%
20-24	0.0%	0.0%	0.0%	0.0%	0.0%	0.0%	0.0%	0.0%	0.0%	0.0%
25-29	0.5%	0.0%	3.0%	0.0%	0.0%	0.0%	0.0%	0.0%	0.0%	0.0%
30-34	0.0%	0.0%	0.0%	0.0%	0.0%	0.0%	0.0%	0.0%	0.0%	0.0%
35-39	0.5%	0.0%	0.0%	0.0%	0.0%	0.0%	6.7%	0.0%	0.0%	0.0%
40-44	1.0%	2.3%	3.0%	0.0%	0.0%	0.0%	0.0%	0.0%	0.0%	0.0%
45-49	9.7%	9.1%	12.1%	6.7%	17.4%	8.7%	20.0%	6.3%	0.0%	0.0%
50-54	19.4%	11.4%	12.1%	20.0%	26.1%	21.7%	20.0%	37.5%	25.0%	20.0%
55-59	25.2%	25.0%	24.2%	10.0%	17.4%	34.8%	6.7%	31.3%	50.0%	60.0%
60-64	20.9%	29.5%	24.2%	33.3%	17.4%	13.0%	20.0%	6.3%	8.3%	0.0%
65-69	13.1%	13.6%	15.2%	13.3%	13.0%	0.0%	26.7%	12.5%	16.7%	10.0%
70-74	4.4%	6.8%	3.0%	6.7%	0.0%	8.7%	0.0%	6.3%	0.0%	0.0%
>=75	5.3%	2.3%	3.0%	10.0%	8.7%	13.0%	0.0%	0.0%	0.0%	10.0%
Total # of vehicles	206	44	33	30	23	23	15	16	12	10
Average speed	59.0	59.5	57.4	62.0	58.3	61.4	55.7	56.7	58.2	58.4
St. Dev.	9.0	7.3	9.5	10.2	8.8	12.1	8.5	6.8	5.0	7.6
85th percentile	66.0	66.6	65.4	68.6	66.0	71.4	65.0	64.8	62.8	63.6
Min	28.0	44.0	28.0	48.0	47.0	49.0	39.0	45.0	51.0	50.0
Max	98.0	77.0	76.0	94.0	79.0	98.0	67.0	72.0	68.0	76.0
Range	70.0	33.0	48.0	46.0	32.0	49.0	28.0	27.0	17.0	26.0

Vehicle Speed (+75 FT Vehicles)	Hour									
	Total	19:00-20:00	20:00-21:00	21:00-22:00	22:00-23:00	23:00-00:00	00:00-01:00	01:00-02:00	02:00-03:00	03:00-04:00
MPH										
< 10	0.0%	0.0%	0.0%	0.0%	0.0%	0.0%	0.0%	0.0%	0.0%	0.0%
10-14	0.0%	0.0%	0.0%	0.0%	0.0%	0.0%	0.0%	0.0%	0.0%	0.0%
15-19	0.0%	0.0%	0.0%	0.0%	0.0%	0.0%	0.0%	0.0%	0.0%	0.0%
20-24	0.0%	0.0%	0.0%	0.0%	0.0%	0.0%	0.0%	0.0%	0.0%	0.0%
25-29	0.0%	0.0%	0.0%	0.0%	0.0%	0.0%	0.0%	0.0%	0.0%	0.0%
30-34	0.0%	0.0%	0.0%	0.0%	0.0%	0.0%	0.0%	0.0%	0.0%	0.0%
35-39	0.5%	0.0%	0.0%	0.0%	0.0%	0.0%	3.6%	0.0%	0.0%	0.0%
40-44	1.5%	0.0%	0.0%	0.0%	9.5%	0.0%	3.6%	0.0%	0.0%	0.0%
45-49	3.6%	0.0%	0.0%	0.0%	0.0%	15.4%	0.0%	9.1%	4.3%	0.0%
50-54	11.2%	8.3%	0.0%	16.7%	4.8%	23.1%	14.3%	13.6%	4.3%	20.0%
55-59	28.4%	33.3%	32.0%	27.8%	33.3%	11.5%	21.4%	31.8%	43.5%	20.0%
60-64	29.9%	25.0%	28.0%	33.3%	42.9%	30.8%	28.6%	27.3%	26.1%	30.0%
65-69	11.7%	20.8%	16.0%	11.1%	4.8%	7.7%	10.7%	4.5%	8.7%	30.0%
70-74	7.1%	0.0%	12.0%	11.1%	0.0%	11.5%	10.7%	9.1%	4.3%	0.0%
>=75	6.1%	12.5%	12.0%	0.0%	4.8%	0.0%	7.1%	4.5%	8.7%	0.0%
Total # of vehicles	197	24	25	18	21	26	28	22	23	10
Average speed	60.9	62.4	64.0	60.3	59.8	58.5	61.5	59.3	61.2	60.3
St. Dev.	8.2	8.2	7.3	6.3	11.0	7.3	9.6	8.7	6.7	5.2
85th percentile	68.0	67.6	74.0	66.0	62.0	65.5	70.0	68.3	65.7	65.7
Min	39.0	51.0	55.0	50.0	41.0	47.0	39.0	45.0	49.0	52.0
Max	99.0	84.0	78.0	74.0	99.0	72.0	85.0	82.0	76.0	66.0
Range	60.0	33.0	23.0	24.0	58.0	25.0	46.0	37.0	27.0	14.0

Day 2 1st WZ

Vehicle Speed (all vehicles)	Hour									
	Total	19:00-20:00	20:00-21:00	21:00-22:00	22:00-23:00	23:00-00:00	00:00-01:00	01:00-02:00	02:00-03:00	03:00-04:00
MPH										
< 10	0.0%	0.0%	0.0%	0.0%	0.0%	0.0%	0.0%	0.0%	0.0%	0.0%
10-14	0.3%	0.0%	0.0%	0.0%	0.4%	0.0%	0.0%	2.5%	0.0%	0.0%
15-19	0.7%	0.0%	0.0%	0.0%	0.4%	0.0%	2.4%	5.1%	0.0%	0.0%
20-24	1.4%	0.0%	0.0%	0.3%	2.6%	4.0%	0.8%	5.9%	1.1%	1.4%
25-29	2.1%	0.4%	0.0%	0.0%	3.5%	5.7%	8.7%	4.2%	1.1%	0.0%
30-34	3.8%	0.0%	0.0%	2.4%	3.1%	11.4%	13.5%	11.0%	1.1%	0.0%
35-39	6.6%	0.4%	1.4%	6.7%	9.6%	12.5%	17.5%	11.9%	5.5%	1.4%
40-44	11.8%	1.3%	6.1%	19.5%	18.3%	13.1%	17.5%	18.6%	7.7%	2.7%
45-49	19.5%	0.0%	20.4%	23.4%	26.6%	23.3%	16.7%	23.7%	34.1%	5.5%
50-54	19.1%	1.7%	24.6%	25.2%	22.7%	19.9%	15.9%	5.9%	31.9%	20.5%
55-59	12.3%	5.1%	17.7%	17.3%	8.7%	9.7%	3.2%	6.8%	12.1%	30.1%
60-64	6.1%	12.2%	8.8%	3.6%	3.1%	0.6%	1.6%	2.5%	5.5%	20.5%
65-69	6.7%	30.4%	9.1%	0.0%	0.4%	0.0%	1.6%	0.8%	0.0%	12.3%
70-74	6.2%	30.4%	7.7%	1.2%	0.0%	0.0%	0.0%	0.8%	0.0%	4.1%
>=75	3.6%	18.1%	4.1%	0.3%	0.4%	0.0%	0.8%	0.0%	0.0%	1.4%
Total # of vehicles	1751	237	362	329	229	176	126	118	91	73
Average speed	51.3	68.9	56.0	48.7	45.8	43.2	41.5	40.2	49.0	57.4
St. Dev.	12.7	8.0	9.8	7.5	9.0	9.6	10.3	12.4	7.1	8.5
85th percentile	66.0	75.0	68.0	56.8	54.0	53.0	51.0	53.0	55.0	68.0
Min	10.0	29.0	36.0	21.0	13.0	20.0	16.0	10.0	23.0	21.0
Max	99.0	92.0	99.0	79.0	78.0	64.0	76.0	70.0	64.0	75.0
Range	89.0	63.0	63.0	58.0	65.0	44.0	60.0	60.0	41.0	54.0

Vehicle Speed (0-25 FT Vehicles)	Hour									
	Total	19:00-20:00	20:00-21:00	21:00-22:00	22:00-23:00	23:00-00:00	00:00-01:00	01:00-02:00	02:00-03:00	03:00-04:00
MPH										
< 10	0.0%	0.0%	0.0%	0.0%	0.0%	0.0%	0.0%	0.0%	0.0%	0.0%
10-14	0.4%	0.0%	0.0%	0.0%	0.6%	0.0%	0.0%	4.9%	0.0%	0.0%
15-19	1.0%	0.0%	0.0%	0.0%	0.6%	0.0%	4.6%	9.8%	0.0%	0.0%
20-24	1.0%	0.0%	0.0%	0.0%	3.2%	2.1%	0.0%	6.6%	0.0%	2.8%
25-29	1.7%	0.5%	0.0%	0.0%	1.9%	6.3%	9.2%	4.9%	2.9%	0.0%
30-34	2.3%	0.0%	0.0%	0.8%	2.6%	10.5%	9.2%	8.2%	2.9%	0.0%
35-39	4.7%	0.5%	1.0%	6.7%	7.1%	10.5%	9.2%	6.6%	8.6%	2.8%
40-44	10.3%	1.4%	5.6%	19.3%	15.5%	10.5%	21.5%	13.1%	5.7%	0.0%
45-49	16.8%	0.0%	17.4%	21.0%	23.9%	22.1%	23.1%	23.0%	22.9%	2.8%
50-54	19.6%	1.4%	22.9%	24.8%	29.0%	25.3%	16.9%	6.6%	40.0%	22.2%
55-59	13.1%	4.7%	17.0%	21.4%	10.3%	12.6%	4.6%	11.5%	5.7%	19.4%
60-64	7.0%	11.7%	10.4%	3.8%	4.5%	0.0%	0.0%	3.3%	11.4%	16.7%
65-69	8.7%	29.6%	10.8%	0.0%	0.0%	0.0%	1.5%	1.6%	0.0%	22.2%
70-74	8.6%	31.9%	9.7%	1.7%	0.0%	0.0%	0.0%	0.0%	0.0%	8.3%
>=75	4.8%	18.3%	5.2%	0.4%	0.6%	0.0%	0.0%	0.0%	0.0%	2.8%
Total # of vehicles	1194	213	288	238	155	95	65	61	35	36
Average speed	53.4	69.1	57.3	49.6	46.9	44.6	42.0	39.5	49.2	58.8
St. Dev.	13.1	8.0	10.2	7.4	9.4	9.3	10.1	14.7	8.2	10.7
85th percentile	69.0	75.2	69.0	57.0	54.9	53.0	50.0	55.0	55.8	69.0
Min	10.0	29.0	36.0	32.0	13.0	20.0	16.0	10.0	26.0	21.0
Max	99.0	92.0	99.0	79.0	78.0	59.0	68.0	68.0	62.0	75.0
Range	89.0	63.0	63.0	47.0	65.0	39.0	52.0	58.0	36.0	54.0

Vehicle Speed (25-50 FT Vehicles)	Hour									
	Total	19:00-20:00	20:00-21:00	21:00-22:00	22:00-23:00	23:00-00:00	00:00-01:00	01:00-02:00	02:00-03:00	03:00-04:00
MPH										
< 10	0.0%	0.0%	0.0%	0.0%	0.0%	0.0%	0.0%	0.0%	0.0%	0.0%
10-14	0.0%	0.0%	0.0%	0.0%	0.0%	0.0%	0.0%	0.0%	0.0%	0.0%
15-19	0.0%	0.0%	0.0%	0.0%	0.0%	0.0%	0.0%	0.0%	0.0%	0.0%
20-24	0.7%	0.0%	0.0%	0.0%	2.4%	0.0%	0.0%	4.0%	0.0%	0.0%
25-29	1.7%	0.0%	0.0%	0.0%	4.9%	0.0%	11.8%	4.0%	0.0%	0.0%
30-34	3.4%	0.0%	0.0%	1.8%	2.4%	12.8%	0.0%	12.0%	0.0%	0.0%
35-39	3.8%	0.0%	2.2%	7.1%	9.8%	2.6%	5.9%	0.0%	0.0%	0.0%
40-44	15.2%	0.0%	8.9%	19.6%	22.0%	15.4%	11.8%	32.0%	13.0%	5.0%
45-49	28.6%	0.0%	33.3%	28.6%	36.6%	33.3%	23.5%	32.0%	43.5%	10.0%
50-54	21.7%	4.3%	35.6%	30.4%	9.8%	23.1%	23.5%	12.0%	21.7%	20.0%
55-59	11.4%	8.7%	15.6%	7.1%	9.8%	10.3%	5.9%	0.0%	17.4%	35.0%
60-64	6.6%	17.4%	2.2%	5.4%	0.0%	2.6%	11.8%	4.0%	4.3%	30.0%
65-69	3.8%	34.8%	2.2%	0.0%	2.4%	0.0%	5.9%	0.0%	0.0%	0.0%
70-74	1.4%	17.4%	0.0%	0.0%	0.0%	0.0%	0.0%	0.0%	0.0%	0.0%
>=75	1.7%	17.4%	0.0%	0.0%	0.0%	0.0%	0.0%	0.0%	0.0%	0.0%
Total # of vehicles	290	23	45	56	41	39	17	25	23	20
Average speed	49.7	67.7	50.6	47.9	44.9	46.2	48.5	43.0	49.8	55.8
St. Dev.	9.7	7.9	5.5	6.6	8.6	7.9	10.7	9.0	5.7	5.4
85th percentile	58.0	74.7	56.0	54.0	51.0	53.3	59.4	49.4	55.7	60.0
Min	22.0	53.0	38.0	34.0	23.0	30.0	28.0	22.0	42.0	42.0
Max	84.0	84.0	65.0	63.0	69.0	64.0	67.0	63.0	64.0	63.0
Range	62.0	31.0	27.0	29.0	46.0	34.0	39.0	41.0	22.0	21.0

Vehicle Speed (50-75 FT Vehicles)	Hour									
	Total	19:00-20:00	20:00-21:00	21:00-22:00	22:00-23:00	23:00-00:00	00:00-01:00	01:00-02:00	02:00-03:00	03:00-04:00
MPH										
< 10	0.0%	0.0%	0.0%	0.0%	0.0%	0.0%	0.0%	0.0%	0.0%	0.0%
10-14	0.0%	0.0%	0.0%	0.0%	0.0%	0.0%	0.0%	0.0%	0.0%	0.0%
15-19	0.0%	0.0%	0.0%	0.0%	0.0%	0.0%	0.0%	0.0%	0.0%	0.0%
20-24	7.4%	0.0%	0.0%	4.8%	0.0%	33.3%	6.3%	22.2%	5.3%	0.0%
25-29	3.3%	0.0%	0.0%	0.0%	20.0%	8.3%	0.0%	0.0%	0.0%	0.0%
30-34	13.1%	0.0%	0.0%	19.0%	13.3%	8.3%	37.5%	33.3%	0.0%	0.0%
35-39	12.3%	0.0%	5.6%	9.5%	13.3%	25.0%	25.0%	33.3%	0.0%	0.0%
40-44	8.2%	0.0%	0.0%	4.8%	26.7%	8.3%	6.3%	0.0%	10.5%	10.0%
45-49	25.4%	0.0%	33.3%	38.1%	20.0%	16.7%	6.3%	0.0%	47.4%	10.0%
50-54	11.5%	0.0%	11.1%	19.0%	6.7%	0.0%	12.5%	0.0%	15.8%	20.0%
55-59	14.8%	0.0%	44.4%	4.8%	0.0%	0.0%	0.0%	0.0%	21.1%	50.0%
60-64	0.0%	0.0%	0.0%	0.0%	0.0%	0.0%	0.0%	0.0%	0.0%	0.0%
65-69	2.5%	100.0%	5.6%	0.0%	0.0%	0.0%	0.0%	0.0%	0.0%	10.0%
70-74	0.8%	0.0%	0.0%	0.0%	0.0%	0.0%	0.0%	11.1%	0.0%	0.0%
>=75	0.8%	0.0%	0.0%	0.0%	0.0%	0.0%	6.3%	0.0%	0.0%	0.0%
Total # of vehicles	122	1	18	21	15	12	16	9	19	10
Average speed	43.8	69.0	52.1	42.8	39.6	32.3	38.8	36.1	48.0	54.7
St. Dev.	11.5		6.8	8.6	8.2	10.4	12.6	14.0	7.6	6.5
85th percentile	55.0	69.0	57.5	50.0	46.9	44.1	49.0	37.6	55.0	56.7
Min	20.0	69.0	36.0	21.0	27.0	20.0	20.0	21.0	23.0	43.0
Max	76.0	69.0	66.0	55.0	54.0	48.0	76.0	70.0	59.0	69.0
Range	56.0	0.0	30.0	34.0	27.0	28.0	56.0	49.0	36.0	26.0

Vehicle Speed (+75 FT Vehicles)	Hour									
	Total	19:00-20:00	20:00-21:00	21:00-22:00	22:00-23:00	23:00-00:00	00:00-01:00	01:00-02:00	02:00-03:00	03:00-04:00
MPH										
< 10	0.0%		0.0%	0.0%	0.0%	0.0%	0.0%	0.0%	0.0%	0.0%
10-14	0.0%		0.0%	0.0%	0.0%	0.0%	0.0%	0.0%	0.0%	0.0%
15-19	0.0%		0.0%	0.0%	0.0%	0.0%	0.0%	0.0%	0.0%	0.0%
20-24	0.7%		0.0%	0.0%	0.0%	3.3%	0.0%	0.0%	0.0%	0.0%
25-29	4.8%		0.0%	0.0%	0.0%	10.0%	10.7%	4.3%	0.0%	0.0%
30-34	8.3%		0.0%	7.1%	0.0%	13.3%	17.9%	8.7%	0.0%	0.0%
35-39	22.8%		0.0%	0.0%	27.8%	26.7%	39.3%	30.4%	14.3%	0.0%
40-44	20.7%		18.2%	42.9%	27.8%	20.0%	17.9%	26.1%	0.0%	0.0%
45-49	19.3%		27.3%	21.4%	33.3%	16.7%	3.6%	26.1%	28.6%	0.0%
50-54	15.9%		45.5%	21.4%	11.1%	6.7%	10.7%	0.0%	50.0%	14.3%
55-59	4.8%		0.0%	7.1%	0.0%	3.3%	0.0%	4.3%	7.1%	42.9%
60-64	2.8%		9.1%	0.0%	0.0%	0.0%	0.0%	0.0%	0.0%	42.9%
65-69	0.0%		0.0%	0.0%	0.0%	0.0%	0.0%	0.0%	0.0%	0.0%
70-74	0.0%		0.0%	0.0%	0.0%	0.0%	0.0%	0.0%	0.0%	0.0%
>=75	0.0%		0.0%	0.0%	0.0%	0.0%	0.0%	0.0%	0.0%	0.0%
Total # of vehicles	145		11	14	18	30	28	23	14	7
Average speed	43.0		50.1	45.4	43.4	39.3	37.9	40.5	48.6	58.6
St. Dev.	8.3		5.4	5.7	4.5	8.2	6.8	6.9	5.7	3.9
85th percentile	52.0		53.5	50.2	48.5	48.7	44.0	47.0	53.1	62.2
Min	23.0		41.0	34.0	36.0	23.0	28.0	25.0	37.0	53.0
Max	64.0		61.0	55.0	50.0	57.0	52.0	57.0	56.0	64.0
Range	41.0		20.0	21.0	14.0	34.0	24.0	32.0	19.0	11.0

Day 2 2nd WZ

Vehicle Speed (all vehicles)	Hour										
	Total	19:00-20:00	20:00-21:00	21:00-22:00	22:00-23:00	23:00-00:00	00:00-01:00	01:00-02:00	02:00-03:00	03:00-04:00	04:00-05:00
MPH											
< 10	0.0%	0.0%	0.0%	0.0%	0.0%	0.0%	0.0%	0.0%	0.0%	0.0%	0.0%
10-14	0.0%	0.0%	0.0%	0.0%	0.0%	0.0%	0.0%	0.0%	0.0%	0.0%	0.0%
15-19	0.0%	0.0%	0.0%	0.0%	0.0%	0.0%	0.0%	0.0%	0.0%	0.0%	0.0%
20-24	0.0%	0.0%	0.0%	0.0%	0.0%	0.0%	0.0%	0.0%	0.0%	0.0%	0.0%
25-29	0.0%	0.0%	0.0%	0.0%	0.0%	0.0%	0.0%	0.0%	0.0%	0.0%	0.0%
30-34	0.0%	0.0%	0.0%	0.0%	0.0%	0.0%	0.0%	0.0%	0.0%	0.0%	0.0%
35-39	0.2%	0.0%	0.0%	0.0%	0.0%	1.6%	0.0%	0.0%	0.0%	6.7%	0.0%
40-44	0.2%	0.0%	0.0%	0.6%	0.0%	0.0%	0.0%	0.0%	5.0%	0.0%	0.0%
45-49	0.4%	0.0%	0.0%	0.0%	0.0%	1.6%	0.0%	0.0%	5.0%	6.7%	0.0%
50-54	2.0%	0.5%	1.0%	0.0%	1.1%	8.2%	7.9%	3.8%	5.0%	13.3%	0.0%
55-59	6.6%	4.0%	5.7%	5.7%	2.3%	9.8%	15.8%	15.4%	10.0%	26.7%	33.3%
60-64	14.7%	8.0%	13.4%	18.4%	9.1%	31.1%	21.1%	7.7%	30.0%	26.7%	0.0%
65-69	31.0%	27.9%	33.0%	32.9%	40.9%	19.7%	31.6%	46.2%	20.0%	6.7%	0.0%
70-74	22.4%	26.9%	21.6%	24.1%	23.9%	23.0%	13.2%	11.5%	10.0%	6.7%	0.0%
>=75	22.5%	32.8%	25.3%	18.4%	22.7%	4.9%	10.5%	15.4%	15.0%	6.7%	66.7%
Total # of vehicles	804	201	194	158	88	61	38	26	20	15	3
Average speed	68.9	71.3	69.8	68.6	70.1	64.0	65.1	66.5	63.8	58.8	72.7
St. Dev.	7.4	6.4	7.0	6.4	5.6	8.2	8.5	6.7	8.7	9.9	14.4
85th percentile	76.0	79.0	78.0	75.5	77.0	71.0	73.5	72.0	73.3	64.8	81.0
Min	35.0	50.0	50.0	40.0	54.0	35.0	50.0	50.0	44.0	35.0	56.0
Max	94.0	84.0	89.0	88.0	84.0	85.0	94.0	78.0	76.0	78.0	81.0
Range	59.0	34.0	39.0	48.0	30.0	50.0	44.0	28.0	32.0	43.0	25.0

Day 3 Reference

Vehicle Speed (all vehicles)	Hour										
	Total	19:00-20:00	20:00-21:00	21:00-22:00	22:00-23:00	23:00-00:00	00:00-01:00	01:00-02:00	02:00-03:00	03:00-04:00	04:00-05:00
MPH											
< 10	0.0%	0.0%	0.0%	0.0%	0.0%	0.0%	0.0%	0.0%	0.0%	0.0%	0.0%
10-14	0.1%	0.0%	0.0%	0.0%	0.0%	0.0%	0.0%	0.0%	0.0%	0.0%	0.0%
15-19	0.0%	0.0%	0.0%	0.0%	0.0%	0.0%	0.0%	0.0%	0.0%	0.0%	0.0%
20-24	0.0%	0.0%	0.0%	0.0%	0.0%	0.0%	0.0%	0.0%	0.0%	0.0%	0.0%
25-29	0.1%	0.0%	0.0%	0.0%	0.0%	0.0%	0.0%	0.0%	0.0%	0.0%	1.5%
30-34	0.0%	0.0%	0.0%	0.0%	0.0%	0.0%	0.0%	0.0%	0.0%	0.0%	0.0%
35-39	0.1%	0.0%	0.0%	0.0%	0.7%	0.0%	0.0%	0.0%	0.0%	0.0%	0.0%
40-44	0.2%	0.4%	0.0%	0.0%	0.0%	0.0%	0.0%	0.0%	1.2%	0.0%	0.0%
45-49	1.0%	1.1%	0.5%	0.0%	0.7%	2.3%	0.0%	2.9%	2.4%	1.4%	1.5%
50-54	8.8%	4.1%	7.2%	9.9%	8.8%	9.2%	8.4%	12.9%	19.3%	10.8%	5.9%
55-59	25.1%	13.8%	20.8%	25.8%	27.9%	31.0%	33.7%	34.3%	27.7%	29.7%	36.8%
60-64	20.9%	17.1%	20.3%	17.6%	25.2%	25.3%	14.5%	30.0%	25.3%	31.1%	14.7%
65-69	21.0%	32.0%	17.4%	19.8%	14.3%	16.1%	21.7%	14.3%	16.9%	18.9%	27.9%
70-74	12.9%	20.1%	16.9%	12.6%	12.9%	9.2%	14.5%	2.9%	3.6%	4.1%	8.8%
>=75	10.0%	11.5%	16.9%	14.3%	9.5%	6.9%	7.2%	2.9%	3.6%	4.1%	2.9%
Total # of vehicles	1279	269	207	182	147	87	83	70	83	74	68
Average speed	63.8	66.4	65.9	64.4	63.1	62.2	63.6	60.1	60.1	61.5	61.7
St. Dev.	8.3	7.5	9.0	8.3	8.0	7.8	8.3	6.1	7.2	7.2	7.4
85th percentile	71.0	73.0	75.1	72.9	71.0	70.0	70.0	66.7	68.0	67.0	69.0
Min	12.0	44.0	48.0	50.0	38.0	47.0	51.0	49.0	43.0	49.0	28.0
Max	103.0	93.0	103.0	92.0	91.0	86.0	92.0	80.0	79.0	94.0	80.0
Range	91.0	49.0	55.0	42.0	53.0	39.0	41.0	31.0	36.0	45.0	52.0

		Hour									
Vehicle Speed (0-25 FT Vehicles)	Total	19:00-20:00	20:00-21:00	21:00-22:00	22:00-23:00	23:00-00:00	00:00-01:00	01:00-02:00	02:00-03:00	03:00-04:00	04:00-05:00
		MPH									
< 10	0.0%	0.0%	0.0%	0.0%	0.0%	0.0%	0.0%	0.0%	0.0%	0.0%	0.0%
10-14	0.2%	0.0%	0.0%	0.0%	0.0%	0.0%	0.0%	0.0%	0.0%	0.0%	0.0%
15-19	0.0%	0.0%	0.0%	0.0%	0.0%	0.0%	0.0%	0.0%	0.0%	0.0%	0.0%
20-24	0.0%	0.0%	0.0%	0.0%	0.0%	0.0%	0.0%	0.0%	0.0%	0.0%	0.0%
25-29	0.2%	0.0%	0.0%	0.0%	0.0%	0.0%	0.0%	0.0%	0.0%	0.0%	3.2%
30-34	0.0%	0.0%	0.0%	0.0%	0.0%	0.0%	0.0%	0.0%	0.0%	0.0%	0.0%
35-39	0.2%	0.0%	0.0%	0.0%	1.4%	0.0%	0.0%	0.0%	0.0%	0.0%	0.0%
40-44	0.3%	0.6%	0.0%	0.0%	0.0%	0.0%	0.0%	0.0%	4.2%	0.0%	0.0%
45-49	0.5%	0.6%	0.0%	0.0%	1.4%	0.0%	0.0%	0.0%	4.2%	0.0%	0.0%
50-54	2.5%	1.1%	0.0%	1.9%	4.2%	5.6%	3.3%	4.5%	4.2%	5.9%	3.2%
55-59	6.1%	4.0%	5.6%	7.7%	5.6%	0.0%	3.3%	18.2%	4.2%	0.0%	12.9%
60-64	17.9%	13.6%	17.7%	19.2%	21.1%	27.8%	3.3%	22.7%	33.3%	23.5%	16.1%
65-69	32.0%	37.3%	25.8%	28.8%	25.4%	30.6%	40.0%	36.4%	33.3%	47.1%	41.9%
70-74	22.7%	26.6%	25.0%	21.2%	22.5%	22.2%	33.3%	9.1%	8.3%	17.6%	16.1%
>=75	17.6%	16.4%	25.8%	21.2%	18.3%	13.9%	16.7%	9.1%	8.3%	5.9%	6.5%
Total # of vehicles	643	177	124	104	71	36	30	22	24	17	31
Average speed	68.2	69.0	70.4	68.4	67.5	68.0	70.0	65.2	64.5	66.7	64.6
St. Dev.	8.0	6.8	7.9	7.2	8.5	7.2	7.8	6.9	8.4	6.9	8.8
85th percentile	76.0	75.0	77.0	76.0	75.5	73.8	75.9	69.9	69.6	71.8	70.0
Min	12.0	44.0	55.0	53.0	38.0	51.0	51.0	54.0	43.0	51.0	28.0
Max	103.0	93.0	103.0	92.0	91.0	86.0	92.0	80.0	79.0	84.0	80.0
Range	91.0	49.0	48.0	39.0	53.0	35.0	41.0	26.0	36.0	33.0	52.0
		Hour									
Vehicle Speed (25-50 FT Vehicles)	Total	19:00-20:00	20:00-21:00	21:00-22:00	22:00-23:00	23:00-00:00	00:00-01:00	01:00-02:00	02:00-03:00	03:00-04:00	04:00-05:00
		MPH									
< 10	0.0%	0.0%	0.0%	0.0%	0.0%	0.0%	0.0%	0.0%	0.0%	0.0%	0.0%
10-14	0.0%	0.0%	0.0%	0.0%	0.0%	0.0%	0.0%	0.0%	0.0%	0.0%	0.0%
15-19	0.0%	0.0%	0.0%	0.0%	0.0%	0.0%	0.0%	0.0%	0.0%	0.0%	0.0%
20-24	0.0%	0.0%	0.0%	0.0%	0.0%	0.0%	0.0%	0.0%	0.0%	0.0%	0.0%
25-29	0.0%	0.0%	0.0%	0.0%	0.0%	0.0%	0.0%	0.0%	0.0%	0.0%	0.0%
30-34	0.0%	0.0%	0.0%	0.0%	0.0%	0.0%	0.0%	0.0%	0.0%	0.0%	0.0%
35-39	0.0%	0.0%	0.0%	0.0%	0.0%	0.0%	0.0%	0.0%	0.0%	0.0%	0.0%
40-44	0.0%	0.0%	0.0%	0.0%	0.0%	0.0%	0.0%	0.0%	0.0%	0.0%	0.0%
45-49	1.5%	2.0%	0.0%	0.0%	0.0%	10.0%	0.0%	7.1%	0.0%	4.0%	0.0%
50-54	10.5%	4.1%	17.5%	12.8%	9.7%	0.0%	14.3%	7.1%	16.7%	4.0%	8.3%
55-59	41.4%	24.5%	50.0%	51.3%	38.7%	60.0%	42.9%	35.7%	45.8%	32.0%	58.3%
60-64	24.4%	28.6%	12.5%	17.9%	35.5%	30.0%	19.0%	42.9%	12.5%	44.0%	8.3%
65-69	13.2%	24.5%	10.0%	7.7%	6.5%	0.0%	23.8%	7.1%	16.7%	8.0%	16.7%
70-74	4.5%	12.2%	5.0%	0.0%	6.5%	0.0%	0.0%	0.0%	4.2%	0.0%	8.3%
>=75	4.5%	4.1%	5.0%	10.3%	3.2%	0.0%	0.0%	0.0%	4.2%	8.0%	0.0%
Total # of vehicles	266	49	40	39	31	10	21	14	24	25	12
Average speed	60.6	63.3	59.4	60.8	60.4	57.9	59.9	58.3	59.7	61.7	60.3
St. Dev.	6.5	6.3	6.2	8.0	5.5	4.6	5.1	4.0	6.5	8.2	5.2
85th percentile	67.0	69.8	66.2	66.0	64.5	61.3	67.0	61.1	65.6	64.2	66.4
Min	47.0	47.0	51.0	52.0	52.0	47.0	53.0	49.0	50.0	49.0	53.0
Max	94.0	76.0	76.0	89.0	75.0	64.0	69.0	65.0	79.0	94.0	71.0
Range	47.0	29.0	25.0	37.0	23.0	17.0	16.0	16.0	29.0	45.0	18.0

Vehicle Speed (50-75 FT Vehicles)	Hour										
	Total	19:00-20:00	20:00-21:00	21:00-22:00	22:00-23:00	23:00-00:00	00:00-01:00	01:00-02:00	02:00-03:00	03:00-04:00	04:00-05:00
MPH											
< 10	0.0%	0.0%	0.0%	0.0%	0.0%	0.0%	0.0%	0.0%	0.0%	0.0%	0.0%
10-14	0.0%	0.0%	0.0%	0.0%	0.0%	0.0%	0.0%	0.0%	0.0%	0.0%	0.0%
15-19	0.0%	0.0%	0.0%	0.0%	0.0%	0.0%	0.0%	0.0%	0.0%	0.0%	0.0%
20-24	0.0%	0.0%	0.0%	0.0%	0.0%	0.0%	0.0%	0.0%	0.0%	0.0%	0.0%
25-29	0.0%	0.0%	0.0%	0.0%	0.0%	0.0%	0.0%	0.0%	0.0%	0.0%	0.0%
30-34	0.0%	0.0%	0.0%	0.0%	0.0%	0.0%	0.0%	0.0%	0.0%	0.0%	0.0%
35-39	0.0%	0.0%	0.0%	0.0%	0.0%	0.0%	0.0%	0.0%	0.0%	0.0%	0.0%
40-44	0.0%	0.0%	0.0%	0.0%	0.0%	0.0%	0.0%	0.0%	0.0%	0.0%	0.0%
45-49	1.6%	3.0%	2.9%	0.0%	0.0%	0.0%	0.0%	6.3%	3.8%	0.0%	0.0%
50-54	22.5%	15.2%	22.9%	35.7%	20.7%	18.5%	6.7%	12.5%	38.5%	25.0%	18.2%
55-59	46.3%	39.4%	40.0%	53.6%	58.6%	48.1%	60.0%	50.0%	23.1%	41.7%	72.7%
60-64	22.5%	18.2%	31.4%	7.1%	17.2%	25.9%	26.7%	31.3%	30.8%	29.2%	0.0%
65-69	4.9%	21.2%	0.0%	0.0%	3.4%	3.7%	0.0%	0.0%	3.8%	4.2%	9.1%
70-74	1.2%	3.0%	2.9%	3.6%	0.0%	0.0%	0.0%	0.0%	0.0%	0.0%	0.0%
>=75	0.8%	0.0%	0.0%	0.0%	0.0%	3.7%	6.7%	0.0%	0.0%	0.0%	0.0%
Total # of vehicles	244	33	35	28	29	27	15	16	26	24	11
Average speed	57.7	59.4	57.6	56.1	57.3	58.1	60.0	57.1	56.5	57.5	57.7
St. Dev.	4.9	5.0	4.4	4.1	3.5	5.7	8.3	3.7	5.1	4.1	4.3
85th percentile	61.6	65.2	61.0	59.0	60.0	61.0	62.0	60.0	62.3	61.6	59.0
Min	48.0	49.0	48.0	50.0	51.0	50.0	53.0	49.0	49.0	51.0	51.0
Max	88.0	71.0	71.0	70.0	68.0	79.0	88.0	63.0	68.0	67.0	68.0
Range	40.0	22.0	23.0	20.0	17.0	29.0	35.0	14.0	19.0	16.0	17.0

Vehicle Speed (+75 FT Vehicles)	Hour										
	Total	19:00-20:00	20:00-21:00	21:00-22:00	22:00-23:00	23:00-00:00	00:00-01:00	01:00-02:00	02:00-03:00	03:00-04:00	04:00-05:00
MPH											
< 10	0.0%	0.0%	0.0%	0.0%	0.0%	0.0%	0.0%	0.0%	0.0%	0.0%	0.0%
10-14	0.0%	0.0%	0.0%	0.0%	0.0%	0.0%	0.0%	0.0%	0.0%	0.0%	0.0%
15-19	0.0%	0.0%	0.0%	0.0%	0.0%	0.0%	0.0%	0.0%	0.0%	0.0%	0.0%
20-24	0.0%	0.0%	0.0%	0.0%	0.0%	0.0%	0.0%	0.0%	0.0%	0.0%	0.0%
25-29	0.0%	0.0%	0.0%	0.0%	0.0%	0.0%	0.0%	0.0%	0.0%	0.0%	0.0%
30-34	0.0%	0.0%	0.0%	0.0%	0.0%	0.0%	0.0%	0.0%	0.0%	0.0%	0.0%
35-39	0.0%	0.0%	0.0%	0.0%	0.0%	0.0%	0.0%	0.0%	0.0%	0.0%	0.0%
40-44	0.0%	0.0%	0.0%	0.0%	0.0%	0.0%	0.0%	0.0%	0.0%	0.0%	0.0%
45-49	1.6%	0.0%	0.0%	0.0%	0.0%	7.1%	0.0%	0.0%	0.0%	0.0%	7.1%
50-54	10.3%	20.0%	0.0%	9.1%	6.3%	7.1%	11.8%	27.8%	11.1%	0.0%	0.0%
55-59	46.8%	50.0%	25.0%	36.4%	50.0%	57.1%	52.9%	38.9%	55.6%	50.0%	42.9%
60-64	25.4%	20.0%	50.0%	27.3%	37.5%	14.3%	17.6%	27.8%	22.2%	12.5%	28.6%
65-69	11.9%	10.0%	0.0%	27.3%	0.0%	14.3%	5.9%	5.6%	11.1%	37.5%	21.4%
70-74	3.2%	0.0%	12.5%	0.0%	6.3%	0.0%	11.8%	0.0%	0.0%	0.0%	0.0%
>=75	0.8%	0.0%	12.5%	0.0%	0.0%	0.0%	0.0%	0.0%	0.0%	0.0%	0.0%
Total # of vehicles	126	10	8	11	16	14	17	18	9	8	14
Average speed	59.6	57.8	64.3	60.5	59.4	58.4	60.0	58.1	59.4	61.5	59.6
St. Dev.	5.0	4.1	7.7	4.2	4.5	4.7	5.5	4.2	4.3	4.8	5.4
85th percentile	65.0	60.7	70.7	65.0	61.8	61.2	65.8	61.0	63.4	66.9	66.1
Min	46.0	52.0	57.0	52.0	50.0	49.0	51.0	52.0	54.0	55.0	46.0
Max	80.0	66.0	80.0	66.0	72.0	68.0	71.0	68.0	68.0	68.0	67.0
Range	34.0	14.0	23.0	14.0	22.0	19.0	20.0	16.0	14.0	13.0	21.0

Day 3 End of Taper

Vehicle Speed (all vehicles)	Hour											
	Total	19:00-20:00	20:00-21:00	21:00-22:00	22:00-23:00	23:00-00:00	00:00-01:00	01:00-02:00	02:00-03:00	03:00-04:00	04:00-05:00	05:00-06:00
MPH												
< 10	0.0%	0.0%	0.0%	0.0%	0.0%	0.0%	0.0%	0.0%	0.0%	0.0%	0.0%	0.0%
10-14	0.0%	0.0%	0.0%	0.0%	0.0%	0.0%	0.0%	0.0%	0.0%	0.0%	0.0%	0.0%
15-19	0.2%	0.4%	0.0%	0.0%	0.7%	0.0%	0.0%	0.0%	0.0%	0.0%	0.0%	0.0%
20-24	0.4%	0.8%	0.5%	0.0%	0.0%	0.0%	1.2%	0.0%	0.0%	0.0%	0.0%	7.7%
25-29	0.9%	1.2%	1.5%	0.0%	0.7%	0.0%	0.0%	0.0%	0.0%	1.5%	0.0%	23.1%
30-34	1.5%	1.2%	4.6%	0.6%	2.1%	2.6%	0.0%	0.0%	0.0%	0.0%	0.0%	0.0%
35-39	3.9%	5.3%	10.3%	2.4%	2.1%	1.3%	4.9%	0.0%	1.3%	0.0%	0.0%	7.7%
40-44	7.5%	7.3%	11.3%	15.3%	6.4%	9.0%	0.0%	6.0%	1.3%	4.5%	0.0%	0.0%
45-49	17.9%	19.2%	15.4%	26.5%	25.5%	17.9%	22.0%	3.0%	12.5%	4.5%	13.3%	7.7%
50-54	23.4%	25.7%	20.5%	21.8%	23.4%	29.5%	19.5%	20.9%	30.0%	23.9%	20.0%	15.4%
55-59	19.9%	14.7%	17.9%	14.7%	19.1%	21.8%	23.2%	32.8%	28.8%	26.9%	20.0%	30.8%
60-64	11.6%	9.8%	8.2%	9.4%	10.6%	7.7%	9.8%	20.9%	12.5%	22.4%	25.0%	0.0%
65-69	6.3%	5.3%	4.6%	5.9%	4.3%	3.8%	12.2%	10.4%	7.5%	9.0%	8.3%	0.0%
70-74	3.0%	3.3%	1.5%	2.9%	2.8%	1.3%	3.7%	4.5%	1.3%	4.5%	8.3%	0.0%
>=75	3.6%	5.7%	3.6%	0.6%	2.1%	5.1%	3.7%	1.5%	5.0%	3.0%	5.0%	7.7%
Total # of vehicles	1198	245	195	170	141	78	82	67	80	67	60	13
Average speed	53.8	53.4	50.8	52.2	53.1	53.6	55.5	57.9	56.7	57.8	59.3	45.4
St. Dev.	10.3	11.5	11.1	8.3	9.7	9.7	9.8	7.2	8.2	8.9	8.3	18.3
85th percentile	63.0	63.0	61.0	61.7	61.0	61.0	65.9	65.0	63.2	65.0	68.2	56.2
Min	18.0	18.0	21.0	33.0	19.0	31.0	21.0	41.0	39.0	29.0	47.0	20.0
Max	90.0	89.0	80.0	78.0	86.0	85.0	78.0	77.0	82.0	90.0	80.0	85.0
Range	72.0	71.0	59.0	45.0	67.0	54.0	57.0	36.0	43.0	61.0	33.0	65.0

Vehicle Speed (0-25 FT Vehicles)	Hour											
	Total	19:00-20:00	20:00-21:00	21:00-22:00	22:00-23:00	23:00-00:00	00:00-01:00	01:00-02:00	02:00-03:00	03:00-04:00	04:00-05:00	05:00-06:00
MPH												
< 10	0.0%	0.0%	0.0%	0.0%	0.0%	0.0%	0.0%	0.0%	0.0%	0.0%	0.0%	0.0%
10-14	0.0%	0.0%	0.0%	0.0%	0.0%	0.0%	0.0%	0.0%	0.0%	0.0%	0.0%	0.0%
15-19	0.2%	0.6%	0.0%	0.0%	0.0%	0.0%	0.0%	0.0%	0.0%	0.0%	0.0%	0.0%
20-24	0.8%	1.2%	0.9%	0.0%	0.0%	0.0%	3.2%	0.0%	0.0%	0.0%	0.0%	10.0%
25-29	1.5%	1.2%	2.6%	0.0%	1.5%	0.0%	0.0%	0.0%	0.0%	6.7%	0.0%	20.0%
30-34	1.8%	1.2%	3.4%	1.0%	4.4%	3.6%	0.0%	0.0%	0.0%	0.0%	0.0%	0.0%
35-39	4.7%	6.2%	9.4%	1.0%	1.5%	3.6%	6.5%	0.0%	3.8%	0.0%	0.0%	10.0%
40-44	6.5%	5.0%	12.8%	10.2%	4.4%	3.6%	0.0%	5.3%	0.0%	6.7%	0.0%	0.0%
45-49	13.0%	15.5%	6.0%	25.5%	14.7%	10.7%	12.9%	0.0%	3.8%	6.7%	4.0%	10.0%
50-54	19.6%	26.7%	19.7%	19.4%	22.1%	25.0%	6.5%	5.3%	15.4%	0.0%	4.0%	20.0%
55-59	19.1%	14.3%	20.5%	20.4%	25.0%	21.4%	12.9%	31.6%	23.1%	6.7%	16.0%	30.0%
60-64	15.1%	12.4%	10.3%	14.3%	13.2%	14.3%	16.1%	21.1%	19.2%	53.3%	36.0%	0.0%
65-69	9.0%	6.8%	7.7%	5.1%	7.4%	7.1%	25.8%	21.1%	19.2%	6.7%	16.0%	0.0%
70-74	4.0%	3.1%	1.7%	2.0%	5.9%	3.6%	9.7%	10.5%	3.8%	6.7%	12.0%	0.0%
>=75	4.7%	5.6%	5.1%	1.0%	0.0%	7.1%	6.5%	5.3%	11.5%	6.7%	12.0%	0.0%
Total # of vehicles	598	161	117	98	68	28	31	19	26	15	25	10
Average speed	54.9	53.9	52.5	53.2	54.4	56.1	59.5	61.4	61.5	59.0	64.4	42
St. Dev.	11.4	12.0	12.1	8.0	9.6	11.5	12.6	7.9	10.0	11.7	7.9	15
85th percentile	65.0	65.0	63.6	62.0	63.0	64.9	69.5	69.3	70.0	64.9	72.8	56
Min	18.0	18.0	21.0	33.0	29.0	31.0	21.0	43.0	39.0	29.0	47.0	20.0
Max	89.0	89.0	80.0	78.0	74.0	85.0	78.0	77.0	81.0	77.0	80.0	57.0
Range	71.0	71.0	59.0	45.0	45.0	54.0	57.0	34.0	42.0	48.0	33.0	37.0

Vehicle Speed (25-50 FT Vehicles)	Hour											
	Total	19:00-20:00	20:00-21:00	21:00-22:00	22:00-23:00	23:00-00:00	00:00-01:00	01:00-02:00	02:00-03:00	03:00-04:00	04:00-05:00	05:00-06:00
MPH												
< 10	0.0%	0.0%	0.0%	0.0%	0.0%	0.0%	0.0%	0.0%	0.0%	0.0%	0.0%	0.0%
10-14	0.0%	0.0%	0.0%	0.0%	0.0%	0.0%	0.0%	0.0%	0.0%	0.0%	0.0%	0.0%
15-19	0.4%	0.0%	0.0%	0.0%	2.6%	0.0%	0.0%	0.0%	0.0%	0.0%	0.0%	0.0%
20-24	0.0%	0.0%	0.0%	0.0%	0.0%	0.0%	0.0%	0.0%	0.0%	0.0%	0.0%	0.0%
25-29	0.0%	0.0%	0.0%	0.0%	0.0%	0.0%	0.0%	0.0%	0.0%	0.0%	0.0%	0.0%
30-34	0.4%	0.0%	2.4%	0.0%	0.0%	0.0%	0.0%	0.0%	0.0%	0.0%	0.0%	0.0%
35-39	3.2%	4.1%	7.3%	2.3%	2.6%	0.0%	7.4%	0.0%	0.0%	0.0%	0.0%	0.0%
40-44	6.1%	4.1%	2.4%	18.2%	7.9%	13.3%	0.0%	0.0%	0.0%	5.6%	0.0%	0.0%
45-49	22.5%	26.5%	34.1%	29.5%	23.7%	13.3%	29.6%	0.0%	8.7%	5.6%	9.1%	0.0%
50-54	30.0%	32.7%	36.6%	27.3%	26.3%	26.7%	18.5%	23.1%	52.2%	22.2%	27.3%	0.0%
55-59	18.6%	16.3%	12.2%	4.5%	18.4%	26.7%	25.9%	46.2%	17.4%	27.8%	27.3%	100.0%
60-64	9.3%	6.1%	2.4%	4.5%	10.5%	13.3%	7.4%	23.1%	17.4%	22.2%	9.1%	0.0%
65-69	3.2%	0.0%	0.0%	9.1%	0.0%	0.0%	7.4%	7.7%	4.3%	0.0%	9.1%	0.0%
70-74	2.9%	4.1%	0.0%	4.5%	0.0%	0.0%	0.0%	0.0%	0.0%	11.1%	18.2%	0.0%
>=75	3.6%	6.1%	2.4%	0.0%	7.9%	6.7%	3.7%	0.0%	0.0%	5.6%	0.0%	0.0%
Total # of vehicles	280	49	41	44	38	15	27	13	23	18	11	1
Average speed	53.7	53.7	49.6	51.8	53.5	55.0	53.7	57.9	54.6	59.7	58.3	55.0
St. Dev.	9.2	9.7	7.5	8.4	11.9	9.9	8.2	4.7	4.6	10.8	7.8	#DIV/0!
85th percentile	61.0	59.8	55.0	63.0	60.0	60.8	62.1	62.0	60.0	68.1	68.5	55.0
Min	19.0	37.0	31.0	39.0	19.0	44.0	39.0	52.0	47.0	43.0	47.0	55.0
Max	90.0	84.0	75.0	70.0	86.0	84.0	76.0	68.0	65.0	90.0	70.0	55.0
Range	71.0	47.0	44.0	31.0	67.0	40.0	37.0	16.0	18.0	47.0	23.0	0.0

Vehicle Speed (50-75 FT Vehicles)	Hour											
	Total	19:00-20:00	20:00-21:00	21:00-22:00	22:00-23:00	23:00-00:00	00:00-01:00	01:00-02:00	02:00-03:00	03:00-04:00	04:00-05:00	05:00-06:00
MPH												
< 10	0.0%	0.0%	0.0%	0.0%	0.0%	0.0%	0.0%	0.0%	0.0%	0.0%	0.0%	0.0%
10-14	0.0%	0.0%	0.0%	0.0%	0.0%	0.0%	0.0%	0.0%	0.0%	0.0%	0.0%	0.0%
15-19	0.0%	0.0%	0.0%	0.0%	0.0%	0.0%	0.0%	0.0%	0.0%	0.0%	0.0%	0.0%
20-24	0.0%	0.0%	0.0%	0.0%	0.0%	0.0%	0.0%	0.0%	0.0%	0.0%	0.0%	0.0%
25-29	0.5%	3.3%	0.0%	0.0%	0.0%	0.0%	0.0%	0.0%	0.0%	0.0%	0.0%	0.0%
30-34	2.5%	3.3%	11.5%	0.0%	0.0%	4.3%	0.0%	0.0%	0.0%	0.0%	0.0%	0.0%
35-39	3.4%	3.3%	11.5%	13.3%	5.9%	0.0%	0.0%	0.0%	0.0%	0.0%	0.0%	0.0%
40-44	13.3%	23.3%	19.2%	40.0%	11.8%	13.0%	0.0%	10.5%	4.3%	4.3%	0.0%	0.0%
45-49	25.1%	30.0%	26.9%	26.7%	64.7%	26.1%	16.7%	10.5%	30.4%	4.3%	14.3%	0.0%
50-54	24.6%	10.0%	3.8%	13.3%	17.6%	30.4%	41.7%	21.1%	30.4%	43.5%	57.1%	0.0%
55-59	24.1%	16.7%	23.1%	6.7%	0.0%	21.7%	41.7%	47.4%	34.8%	30.4%	21.4%	0.0%
60-64	2.5%	0.0%	0.0%	0.0%	0.0%	0.0%	0.0%	5.3%	0.0%	13.0%	7.1%	0.0%
65-69	1.5%	6.7%	0.0%	0.0%	0.0%	0.0%	0.0%	0.0%	0.0%	4.3%	0.0%	0.0%
70-74	1.0%	0.0%	3.8%	0.0%	0.0%	0.0%	0.0%	5.3%	0.0%	0.0%	0.0%	0.0%
>=75	1.5%	3.3%	0.0%	0.0%	0.0%	4.3%	0.0%	0.0%	0.0%	0.0%	0.0%	100.0%
Total # of vehicles	203	30	26	15	17	23	12	19	23	23	14	1
Average speed	50.7	48.9	46.9	45.5	47.2	50.6	52.8	54.7	52.1	54.7	53.6	85.0
St. Dev.	8.1	10.6	9.8	6.0	3.6	8.1	3.2	6.9	4.6	5.1	4.3	#DIV/0!
85th percentile	57.0	55.7	56.3	52.6	50.2	56.7	56.0	59.0	57.0	59.7	57.1	85.0
Min	29.0	29.0	30.0	36.0	39.0	34.0	48.0	42.0	43.0	44.0	47.0	85.0
Max	85.0	83.0	73.0	57.0	53.0	77.0	57.0	73.0	59.0	67.0	64.0	85.0
Range	56.0	54.0	43.0	21.0	14.0	43.0	9.0	31.0	16.0	23.0	17.0	0.0

Vehicle Speed (+75 FT Vehicles)	Hour											
	Total	19:00-20:00	20:00-21:00	21:00-22:00	22:00-23:00	23:00-00:00	00:00-01:00	01:00-02:00	02:00-03:00	03:00-04:00	04:00-05:00	05:00-06:00
MPH												
< 10	0.0%	0.0%	0.0%	0.0%	0.0%	0.0%	0.0%	0.0%	0.0%	0.0%	0.0%	0.0%
10-14	0.0%	0.0%	0.0%	0.0%	0.0%	0.0%	0.0%	0.0%	0.0%	0.0%	0.0%	0.0%
15-19	0.0%	0.0%	0.0%	0.0%	0.0%	0.0%	0.0%	0.0%	0.0%	0.0%	0.0%	0.0%
20-24	0.0%	0.0%	0.0%	0.0%	0.0%	0.0%	0.0%	0.0%	0.0%	0.0%	0.0%	0.0%
25-29	0.9%	0.0%	0.0%	0.0%	0.0%	0.0%	0.0%	0.0%	0.0%	0.0%	0.0%	100.0%
30-34	0.9%	0.0%	9.1%	0.0%	0.0%	0.0%	0.0%	0.0%	0.0%	0.0%	0.0%	0.0%
35-39	2.6%	0.0%	27.3%	0.0%	0.0%	0.0%	0.0%	0.0%	0.0%	0.0%	0.0%	0.0%
40-44	6.0%	20.0%	9.1%	15.4%	5.6%	8.3%	0.0%	6.3%	0.0%	0.0%	0.0%	0.0%
45-49	18.8%	0.0%	18.2%	23.1%	33.3%	25.0%	33.3%	0.0%	0.0%	0.0%	40.0%	0.0%
50-54	24.8%	20.0%	9.1%	30.8%	27.8%	41.7%	33.3%	37.5%	12.5%	18.2%	0.0%	0.0%
55-59	19.7%	0.0%	0.0%	15.4%	16.7%	16.7%	25.0%	6.3%	62.5%	45.5%	20.0%	0.0%
60-64	15.4%	20.0%	27.3%	0.0%	11.1%	0.0%	8.3%	37.5%	12.5%	0.0%	40.0%	0.0%
65-69	7.7%	0.0%	0.0%	7.7%	5.6%	8.3%	0.0%	12.5%	0.0%	36.4%	0.0%	0.0%
70-74	1.7%	20.0%	0.0%	7.7%	0.0%	0.0%	0.0%	0.0%	0.0%	0.0%	0.0%	0.0%
>=75	1.7%	20.0%	0.0%	0.0%	0.0%	0.0%	0.0%	12.5%	0.0%	0.0%	0.0%	0.0%
Total # of vehicles	117	5	11	13	18	12	12	16	8	11	10	1
Average speed	54.2	60.0	47.5	53.1	52.8	52.0	51.8	57.6	59.8	59.4	55.6	26.0
St. Dev.	9.0	14.6	11.3	8.8	7.2	6.6	5.0	7.2	9.5	6.5	6.9	#DIV/0!
85th percentile	63.0	72.8	61.5	60.6	60.4	56.4	56.7	63.8	60.0	67.0	62.7	26.0
Min	26.0	41.0	34.0	42.0	43.0	40.0	46.0	41.0	50.0	50.0	47.0	26.0
Max	82.0	77.0	63.0	72.0	69.0	66.0	61.0	69.0	82.0	69.0	63.0	26.0
Range	56.0	36.0	29.0	30.0	26.0	26.0	15.0	28.0	32.0	19.0	16.0	0.0

Day 3 1st WZ

Vehicle Speed (all vehicles)	Hour										
	Total	19:00-20:00	20:00-21:00	21:00-22:00	22:00-23:00	23:00-00:00	00:00-01:00	01:00-02:00	02:00-03:00	03:00-04:00	04:00-05:00
MPH											
< 10	0.0%	0.0%	0.0%	0.0%	0.0%	0.0%	0.0%	0.0%	0.0%	0.0%	0.0%
10-14	0.3%	0.0%	0.5%	0.0%	0.6%	1.2%	1.1%	0.0%	0.0%	0.0%	0.0%
15-19	1.0%	0.8%	1.0%	1.1%	2.6%	1.2%	1.1%	0.0%	0.0%	0.0%	0.0%
20-24	1.6%	1.9%	4.0%	0.0%	3.9%	2.4%	0.0%	0.0%	0.0%	0.0%	0.0%
25-29	2.5%	1.5%	3.5%	0.5%	9.7%	4.7%	0.0%	1.4%	0.0%	0.0%	0.0%
30-34	3.7%	0.4%	2.0%	7.5%	7.7%	16.5%	1.1%	2.8%	0.0%	0.0%	0.0%
35-39	6.0%	0.4%	8.0%	9.7%	14.2%	18.8%	2.2%	2.8%	0.0%	1.4%	0.0%
40-44	10.9%	3.0%	11.0%	23.1%	20.0%	18.8%	10.0%	2.8%	3.4%	6.8%	2.5%
45-49	17.8%	9.8%	23.0%	21.0%	21.3%	18.8%	34.4%	16.7%	13.6%	9.5%	11.1%
50-54	26.9%	32.6%	20.5%	22.6%	9.7%	9.4%	31.1%	36.1%	45.5%	47.3%	34.6%
55-59	17.5%	28.0%	13.0%	8.1%	7.7%	5.9%	8.9%	25.0%	28.4%	28.4%	27.2%
60-64	7.2%	14.8%	5.0%	4.3%	0.6%	1.2%	4.4%	11.1%	4.5%	2.7%	19.8%
65-69	2.9%	5.3%	5.5%	1.1%	1.3%	0.0%	3.3%	0.0%	2.3%	2.7%	2.5%
70-74	1.0%	0.4%	2.0%	0.5%	0.0%	1.2%	1.1%	1.4%	2.3%	1.4%	0.0%
>=75	0.8%	1.1%	1.0%	0.5%	0.6%	0.0%	1.1%	0.0%	0.0%	0.0%	2.5%
Total # of vehicles	1300	264	200	186	155	85	90	72	88	74	81
Average speed	49.3	54.1	48.2	46.3	41.4	40.8	50.0	52.2	53.8	53.1	55.7
St. Dev.	10.5	9.2	11.9	8.7	10.8	10.1	8.9	7.4	5.5	6.2	6.5
85th percentile	59.0	61.0	58.2	54.0	52.0	50.4	58.0	59.0	58.0	58.1	61.0
Min	13.0	17.0	13.0	16.0	14.0	13.0	14.0	27.0	44.0	37.0	42.0
Max	85.0	85.0	78.0	76.0	75.0	70.0	75.0	71.0	74.0	74.0	79.0
Range	72.0	68.0	65.0	60.0	61.0	57.0	61.0	44.0	30.0	37.0	37.0

		Hour									
Vehicle Speed (0-25 FT Vehicles)	Total	19:00-20:00	20:00-21:00	21:00-22:00	22:00-23:00	23:00-00:00	00:00-01:00	01:00-02:00	02:00-03:00	03:00-04:00	04:00-05:00
		MPH									
< 10	0.0%	0.0%	0.0%	0.0%	0.0%	0.0%	0.0%	0.0%	0.0%	0.0%	0.0%
10-14	0.4%	0.0%	0.8%	0.0%	1.1%	2.4%	0.0%	0.0%	0.0%	0.0%	0.0%
15-19	1.1%	1.1%	1.6%	0.9%	2.3%	2.4%	0.0%	0.0%	0.0%	0.0%	0.0%
20-24	1.9%	2.1%	3.2%	0.0%	5.7%	0.0%	0.0%	0.0%	0.0%	0.0%	0.0%
25-29	2.6%	1.6%	3.2%	0.0%	10.3%	2.4%	0.0%	4.2%	0.0%	0.0%	0.0%
30-34	3.7%	0.0%	1.6%	8.8%	8.0%	11.9%	2.6%	4.2%	0.0%	0.0%	0.0%
35-39	5.6%	0.0%	8.9%	8.8%	8.0%	21.4%	0.0%	4.2%	0.0%	5.6%	0.0%
40-44	11.3%	3.7%	7.3%	24.6%	20.7%	19.0%	12.8%	0.0%	6.7%	5.6%	0.0%
45-49	14.1%	4.8%	21.0%	16.7%	20.7%	26.2%	25.6%	8.3%	6.7%	5.6%	3.2%
50-54	23.9%	32.3%	21.0%	24.6%	8.0%	7.1%	35.9%	25.0%	40.0%	16.7%	22.6%
55-59	19.7%	29.6%	16.9%	9.6%	11.5%	4.8%	7.7%	29.2%	26.7%	50.0%	32.3%
60-64	9.4%	15.9%	5.6%	5.3%	1.1%	0.0%	5.1%	20.8%	10.0%	5.6%	35.5%
65-69	4.6%	7.4%	5.6%	0.9%	2.3%	0.0%	5.1%	0.0%	6.7%	11.1%	6.5%
70-74	1.3%	0.5%	2.4%	0.0%	0.0%	2.4%	2.6%	4.2%	3.3%	0.0%	0.0%
>=75	0.6%	1.1%	0.8%	0.0%	0.0%	0.0%	2.6%	0.0%	0.0%	0.0%	0.0%
Total # of vehicles	702	189	124	114	87	42	39	24	30	18	31
Average speed	49.9	54.8	48.9	46.4	41.5	41.3	51.9	53.7	55.5	54.8	58.0
St. Dev.	11.2	9.5	12.3	8.5	11.6	10.2	8.6	10.0	6.7	8.0	5.1
85th percentile	60.0	62.0	59.0	55.0	53.2	49.0	59.6	62.1	61.3	60.4	63.0
Min	13.0	17.0	13.0	17.0	14.0	13.0	33.0	27.0	44.0	37.0	45.0
Max	79.0	79.0	78.0	66.0	69.0	70.0	75.0	71.0	74.0	69.0	68.0
Range	66.0	62.0	65.0	49.0	55.0	57.0	42.0	44.0	30.0	32.0	23.0
		Hour									
Vehicle Speed (25-50 FT Vehicles)	Total	19:00-20:00	20:00-21:00	21:00-22:00	22:00-23:00	23:00-00:00	00:00-01:00	01:00-02:00	02:00-03:00	03:00-04:00	04:00-05:00
		MPH									
< 10	0.0%	0.0%	0.0%	0.0%	0.0%	0.0%	0.0%	0.0%	0.0%	0.0%	0.0%
10-14	0.4%	0.0%	0.0%	0.0%	0.0%	0.0%	4.5%	0.0%	0.0%	0.0%	0.0%
15-19	1.1%	0.0%	0.0%	2.5%	3.4%	0.0%	4.5%	0.0%	0.0%	0.0%	0.0%
20-24	0.4%	0.0%	0.0%	0.0%	0.0%	6.7%	0.0%	0.0%	0.0%	0.0%	0.0%
25-29	2.5%	2.4%	5.3%	0.0%	3.4%	20.0%	0.0%	0.0%	0.0%	0.0%	0.0%
30-34	1.8%	0.0%	0.0%	0.0%	3.4%	20.0%	0.0%	4.8%	0.0%	0.0%	0.0%
35-39	4.0%	2.4%	7.9%	5.0%	13.8%	0.0%	4.5%	0.0%	0.0%	0.0%	0.0%
40-44	10.1%	2.4%	13.2%	20.0%	24.1%	20.0%	9.1%	4.8%	0.0%	4.3%	0.0%
45-49	21.9%	19.5%	23.7%	35.0%	27.6%	13.3%	50.0%	9.5%	6.9%	8.7%	15.0%
50-54	32.4%	34.1%	21.1%	27.5%	17.2%	13.3%	18.2%	47.6%	55.2%	52.2%	40.0%
55-59	16.2%	29.3%	13.2%	0.0%	3.4%	6.7%	4.5%	19.0%	31.0%	26.1%	30.0%
60-64	5.0%	9.8%	5.3%	2.5%	0.0%	0.0%	4.5%	14.3%	3.4%	4.3%	5.0%
65-69	1.1%	0.0%	5.3%	2.5%	0.0%	0.0%	0.0%	0.0%	0.0%	0.0%	0.0%
70-74	1.4%	0.0%	2.6%	2.5%	0.0%	0.0%	0.0%	0.0%	3.4%	4.3%	0.0%
>=75	1.8%	0.0%	2.6%	2.5%	3.4%	0.0%	0.0%	0.0%	0.0%	0.0%	10.0%
Total # of vehicles	278	41	38	40	29	15	22	21	29	23	20
Average speed	50.0	52.3	50.6	48.1	44.6	38.9	45.6	52.5	54.2	54.2	56.1
St. Dev.	9.7	6.8	10.6	9.6	10.2	11.1	11.2	6.6	4.6	6.4	8.4
85th percentile	58.0	58.0	59.4	53.0	52.8	52.4	52.0	59.0	57.8	59.0	59.5
Min	14.0	27.0	29.0	16.0	19.0	23.0	14.0	32.0	49.0	43.0	45.0
Max	79.0	64.0	77.0	76.0	75.0	56.0	62.0	62.0	71.0	74.0	79.0
Range	65.0	37.0	48.0	60.0	56.0	33.0	48.0	30.0	22.0	31.0	34.0

Vehicle Speed (50-75 FT Vehicles)	Hour											
	Total	19:00-20:00	20:00-21:00	21:00-22:00	22:00-23:00	23:00-00:00	00:00-01:00	01:00-02:00	02:00-03:00	03:00-04:00	04:00-05:00	
MPH												
< 10	0.0%	0.0%	0.0%	0.0%	0.0%	0.0%	0.0%	0.0%	0.0%	0.0%	0.0%	0.0%
10-14	0.0%	0.0%	0.0%	0.0%	0.0%	0.0%	0.0%	0.0%	0.0%	0.0%	0.0%	0.0%
15-19	0.0%	0.0%	0.0%	0.0%	0.0%	0.0%	0.0%	0.0%	0.0%	0.0%	0.0%	0.0%
20-24	2.9%	4.2%	9.1%	0.0%	4.5%	8.3%	0.0%	0.0%	0.0%	0.0%	0.0%	0.0%
25-29	2.9%	0.0%	4.5%	12.5%	13.6%	0.0%	0.0%	0.0%	0.0%	0.0%	0.0%	0.0%
30-34	4.7%	4.2%	9.1%	0.0%	4.5%	33.3%	0.0%	0.0%	0.0%	0.0%	0.0%	0.0%
35-39	8.2%	0.0%	9.1%	0.0%	40.9%	25.0%	0.0%	0.0%	0.0%	0.0%	0.0%	0.0%
40-44	9.4%	0.0%	18.2%	37.5%	13.6%	8.3%	0.0%	10.0%	4.2%	8.7%	5.9%	
45-49	22.9%	25.0%	22.7%	12.5%	13.6%	16.7%	62.5%	30.0%	33.3%	13.0%	17.6%	
50-54	30.6%	33.3%	22.7%	0.0%	4.5%	0.0%	25.0%	40.0%	41.7%	60.9%	47.1%	
55-59	14.7%	20.8%	0.0%	37.5%	4.5%	8.3%	12.5%	20.0%	20.8%	17.4%	17.6%	
60-64	3.5%	12.5%	4.5%	0.0%	0.0%	0.0%	0.0%	0.0%	0.0%	0.0%	11.8%	
65-69	0.0%	0.0%	0.0%	0.0%	0.0%	0.0%	0.0%	0.0%	0.0%	0.0%	0.0%	0.0%
70-74	0.0%	0.0%	0.0%	0.0%	0.0%	0.0%	0.0%	0.0%	0.0%	0.0%	0.0%	0.0%
>=75	0.0%	0.0%	0.0%	0.0%	0.0%	0.0%	0.0%	0.0%	0.0%	0.0%	0.0%	0.0%
Total # of vehicles	170	24	22	8	22	12	8	10	24	23	17	
Average speed	47.1	50.9	42.4	45.9	38.3	37.3	49.3	50.8	50.9	51.2	52.9	
St. Dev.	9.0	8.6	10.3	9.8	8.4	9.2	4.0	4.5	4.1	4.5	5.2	
85th percentile	56.0	58.6	51.0	56.0	47.6	46.4	51.0	54.3	56.0	54.7	58.6	
Min	21.0	24.0	21.0	29.0	21.0	21.0	46.0	44.0	44.0	40.0	43.0	
Max	61.0	61.0	60.0	57.0	55.0	55.0	58.0	59.0	58.0	59.0	61.0	
Range	40.0	37.0	39.0	28.0	34.0	34.0	12.0	15.0	14.0	19.0	18.0	

Vehicle Speed (+75 FT Vehicles)	Hour											
	Total	19:00-20:00	20:00-21:00	21:00-22:00	22:00-23:00	23:00-00:00	00:00-01:00	01:00-02:00	02:00-03:00	03:00-04:00	04:00-05:00	
MPH												
< 10	0.0%	0.0%	0.0%	0.0%	0.0%	0.0%	0.0%	0.0%	0.0%	0.0%	0.0%	0.0%
10-14	0.0%	0.0%	0.0%	0.0%	0.0%	0.0%	0.0%	0.0%	0.0%	0.0%	0.0%	0.0%
15-19	1.3%	0.0%	0.0%	0.0%	5.9%	0.0%	0.0%	0.0%	0.0%	0.0%	0.0%	0.0%
20-24	1.3%	0.0%	12.5%	0.0%	0.0%	0.0%	0.0%	0.0%	0.0%	0.0%	0.0%	0.0%
25-29	1.3%	0.0%	0.0%	0.0%	11.8%	0.0%	0.0%	0.0%	0.0%	0.0%	0.0%	0.0%
30-34	6.0%	0.0%	0.0%	16.7%	17.6%	12.5%	0.0%	0.0%	0.0%	0.0%	0.0%	0.0%
35-39	9.3%	0.0%	0.0%	25.0%	11.8%	25.0%	4.8%	5.9%	0.0%	0.0%	0.0%	0.0%
40-44	12.7%	0.0%	25.0%	16.7%	17.6%	25.0%	9.5%	0.0%	0.0%	10.0%	7.7%	
45-49	21.3%	30.0%	37.5%	20.8%	23.5%	6.3%	23.8%	29.4%	0.0%	10.0%	15.4%	
50-54	26.7%	30.0%	12.5%	12.5%	11.8%	18.8%	38.1%	35.3%	40.0%	60.0%	38.5%	
55-59	12.7%	10.0%	0.0%	4.2%	0.0%	6.3%	14.3%	29.4%	60.0%	20.0%	23.1%	
60-64	4.7%	20.0%	0.0%	4.2%	0.0%	6.3%	4.8%	0.0%	0.0%	0.0%	15.4%	
65-69	2.0%	0.0%	12.5%	0.0%	0.0%	0.0%	4.8%	0.0%	0.0%	0.0%	0.0%	0.0%
70-74	0.0%	0.0%	0.0%	0.0%	0.0%	0.0%	0.0%	0.0%	0.0%	0.0%	0.0%	0.0%
>=75	0.7%	10.0%	0.0%	0.0%	0.0%	0.0%	0.0%	0.0%	0.0%	0.0%	0.0%	0.0%
Total # of vehicles	150	10	16	24	17	16	21	17	5	10	13	
Average speed	47.6	56.5	45.6	42.8	39.2	44.0	51.5	50.7	54.8	51.9	53.4	
St. Dev.	9.8	11.2	11.7	7.6	9.1	8.9	7.0	5.2	2.6	4.9	6.0	
85th percentile	56.7	61.7	53.0	50.0	47.0	52.8	58.0	56.2	56.8	56.3	58.8	
Min	18.0	47.0	22.0	31.0	19.0	33.0	35.0	37.0	51.0	41.0	42.0	
Max	85.0	85.0	67.0	60.0	52.0	63.0	67.0	57.0	58.0	58.0	64.0	
Range	67.0	38.0	45.0	29.0	33.0	30.0	32.0	20.0	7.0	17.0	22.0	

Day 3 2nd WZ

Vehicle Speed (all vehicles)	Hour											
	Total	19:00-20:00	20:00-21:00	21:00-22:00	22:00-23:00	23:00-00:00	00:00-01:00	01:00-02:00	02:00-03:00	03:00-04:00	04:00-05:00	05:00-06:00
MPH												
< 10	0.1%	0.0%	0.0%	0.0%	0.0%	0.0%	0.0%	0.0%	0.0%	1.9%	0.0%	0.0%
10-14	0.6%	0.0%	0.0%	0.0%	0.0%	0.0%	0.0%	0.0%	1.1%	3.7%	2.2%	4.5%
15-19	2.2%	0.0%	0.0%	0.0%	5.6%	9.4%	2.4%	2.7%	0.0%	5.6%	0.0%	0.0%
20-24	1.7%	0.0%	0.0%	0.0%	2.8%	2.4%	0.0%	5.5%	2.2%	5.6%	3.4%	0.0%
25-29	4.3%	0.0%	0.6%	1.7%	9.0%	7.1%	3.5%	5.5%	2.2%	13.0%	6.7%	0.0%
30-34	6.8%	0.0%	1.2%	3.4%	7.6%	14.1%	14.1%	1.4%	11.0%	18.5%	9.0%	0.0%
35-39	12.8%	0.0%	8.8%	9.0%	26.4%	16.5%	14.1%	13.7%	8.8%	14.8%	14.6%	4.5%
40-44	17.5%	0.0%	9.9%	17.5%	21.5%	20.0%	25.9%	21.9%	19.8%	14.8%	22.5%	18.2%
45-49	16.6%	0.0%	14.6%	22.6%	9.7%	16.5%	20.0%	20.5%	24.2%	14.8%	16.9%	22.7%
50-54	14.9%	4.9%	25.1%	18.6%	9.0%	5.9%	14.1%	16.4%	18.7%	5.6%	13.5%	18.2%
55-59	8.5%	4.9%	18.7%	11.9%	5.6%	4.7%	4.7%	4.1%	5.5%	1.9%	5.6%	13.6%
60-64	4.3%	9.8%	8.2%	7.3%	2.1%	1.2%	0.0%	1.4%	3.3%	0.0%	3.4%	4.5%
65-69	4.4%	32.8%	7.0%	3.4%	0.0%	0.0%	0.0%	4.1%	2.2%	0.0%	1.1%	9.1%
70-74	2.9%	31.1%	2.3%	1.1%	0.7%	1.2%	1.2%	0.0%	1.1%	0.0%	1.1%	0.0%
>=75	2.5%	16.4%	3.5%	3.4%	0.0%	1.2%	0.0%	2.7%	0.0%	0.0%	0.0%	4.5%
Total # of vehicles	1052	61	171	177	144	85	85	73	91	54	89	22
Average speed	46.3	69.1	52.9	49.7	39.7	39.0	42.0	44.3	44.7	35.2	42.4	50.3
St. Dev.	13.0	7.1	10.4	10.4	10.5	12.1	8.8	11.9	10.0	11.1	11.0	12.6
85th percentile	59.0	75.0	62.0	59.6	51.6	49.0	50.0	53.2	53.0	46.1	53.0	59.4
Min	8.0	50.0	25.0	26.0	15.0	15.0	16.0	17.0	12.0	8.0	13.0	13.0
Max	87.0	86.0	87.0	83.0	71.0	75.0	72.0	75.0	70.0	58.0	70.0	78.0
Range	79.0	36.0	62.0	57.0	56.0	60.0	56.0	58.0	58.0	50.0	57.0	65.0

Vehicle Speed (0-25 FT Vehicles)	Hour											
	Total	19:00-20:00	20:00-21:00	21:00-22:00	22:00-23:00	23:00-00:00	00:00-01:00	01:00-02:00	02:00-03:00	03:00-04:00	04:00-05:00	05:00-06:00
MPH												
< 10	0.2%	0.0%	0.0%	0.0%	0.0%	0.0%	0.0%	0.0%	0.0%	4.2%	0.0%	0.0%
10-14	0.5%	0.0%	0.0%	0.0%	0.0%	0.0%	0.0%	0.0%	2.8%	8.3%	0.0%	0.0%
15-19	2.9%	0.0%	0.0%	0.0%	7.9%	13.3%	2.7%	7.1%	0.0%	4.2%	0.0%	0.0%
20-24	1.8%	0.0%	0.0%	0.0%	3.9%	2.2%	0.0%	3.6%	2.8%	4.2%	9.1%	0.0%
25-29	4.5%	0.0%	0.9%	3.0%	10.5%	6.7%	8.1%	7.1%	2.8%	8.3%	6.1%	0.0%
30-34	5.4%	0.0%	0.0%	3.0%	7.9%	13.3%	10.8%	0.0%	2.8%	29.2%	9.1%	0.0%
35-39	12.3%	0.0%	7.5%	8.9%	25.0%	17.8%	13.5%	14.3%	5.6%	25.0%	21.2%	0.0%
40-44	13.9%	0.0%	9.3%	14.9%	18.4%	17.8%	21.6%	17.9%	22.2%	8.3%	18.2%	12.5%
45-49	13.8%	0.0%	11.2%	23.8%	7.9%	11.1%	16.2%	14.3%	27.8%	8.3%	15.2%	25.0%
50-54	12.5%	1.8%	19.6%	14.9%	10.5%	6.7%	16.2%	10.7%	19.4%	0.0%	9.1%	25.0%
55-59	10.3%	3.5%	24.3%	12.9%	3.9%	6.7%	8.1%	10.7%	5.6%	0.0%	6.1%	0.0%
60-64	6.2%	10.5%	10.3%	8.9%	2.6%	2.2%	0.0%	3.6%	5.6%	0.0%	3.0%	12.5%
65-69	7.2%	35.1%	10.3%	5.0%	0.0%	0.0%	0.0%	7.1%	2.8%	0.0%	0.0%	12.5%
70-74	4.7%	33.3%	2.8%	1.0%	1.3%	0.0%	2.7%	0.0%	0.0%	0.0%	3.0%	0.0%
>=75	3.6%	15.8%	3.7%	4.0%	0.0%	2.2%	0.0%	3.6%	0.0%	0.0%	0.0%	12.5%
Total # of vehicles	552	57	107	101	76	45	37	28	36	24	33	8
Average speed	48.2	69.8	54.7	50.2	38.6	38.2	42.7	45.4	45.8	31.8	41.6	56
St. Dev.	14.7	6.4	10.5	11.1	11.7	13.2	10.7	14.6	10.8	10.4	11.3	12
85th percentile	65.0	74.6	66.1	61.0	51.8	51.4	52.6	58.9	53.8	41.2	52.2	66
Min	8.0	54.0	25.0	26.0	15.0	15.0	16.0	17.0	12.0	8.0	21.0	43.0
Max	86.0	86.0	86.0	80.0	71.0	75.0	72.0	75.0	68.0	48.0	70.0	78.0
Range	78.0	32.0	61.0	54.0	56.0	60.0	56.0	58.0	56.0	40.0	49.0	35.0

Vehicle Speed (25-50 FT Vehicles)	Hour											
	Total	19:00-20:00	20:00-21:00	21:00-22:00	22:00-23:00	23:00-00:00	00:00-01:00	01:00-02:00	02:00-03:00	03:00-04:00	04:00-05:00	05:00-06:00
MPH												
< 10	0.0%	0.0%	0.0%	0.0%	0.0%	0.0%	0.0%	0.0%	0.0%	0.0%	0.0%	0.0%
10-14	1.3%	0.0%	0.0%	0.0%	0.0%	0.0%	0.0%	0.0%	0.0%	0.0%	11.8%	11.1%
15-19	2.2%	0.0%	0.0%	0.0%	3.4%	7.7%	5.3%	0.0%	0.0%	11.8%	0.0%	0.0%
20-24	0.9%	0.0%	0.0%	0.0%	0.0%	0.0%	0.0%	6.3%	0.0%	5.9%	0.0%	0.0%
25-29	1.8%	0.0%	0.0%	0.0%	3.4%	0.0%	0.0%	0.0%	0.0%	11.8%	5.9%	0.0%
30-34	5.3%	0.0%	5.4%	2.4%	3.4%	0.0%	10.5%	0.0%	20.8%	0.0%	5.9%	0.0%
35-39	11.1%	0.0%	8.1%	4.8%	24.1%	7.7%	21.1%	6.3%	12.5%	5.9%	11.8%	11.1%
40-44	21.2%	0.0%	13.5%	16.7%	20.7%	46.2%	26.3%	37.5%	16.7%	29.4%	11.8%	22.2%
45-49	19.9%	0.0%	18.9%	23.8%	10.3%	15.4%	26.3%	37.5%	25.0%	11.8%	11.8%	22.2%
50-54	20.8%	33.3%	35.1%	28.6%	13.8%	15.4%	10.5%	12.5%	16.7%	17.6%	17.6%	11.1%
55-59	8.8%	33.3%	8.1%	14.3%	17.2%	0.0%	0.0%	0.0%	4.2%	5.9%	11.8%	11.1%
60-64	3.1%	0.0%	5.4%	4.8%	3.4%	0.0%	0.0%	0.0%	0.0%	0.0%	11.8%	0.0%
65-69	1.3%	0.0%	0.0%	2.4%	0.0%	0.0%	0.0%	0.0%	4.2%	0.0%	0.0%	11.1%
70-74	1.3%	0.0%	2.7%	2.4%	0.0%	7.7%	0.0%	0.0%	0.0%	0.0%	0.0%	0.0%
>=75	0.9%	33.3%	2.7%	0.0%	0.0%	0.0%	0.0%	0.0%	0.0%	0.0%	0.0%	0.0%
Total # of vehicles	226	3	37	42	29	13	19	16	24	17	17	9
Average speed	45.6	61.0	49.8	50.2	44.6	43.8	40.8	43.8	43.3	39.1	43.2	44.9
St. Dev.	10.8	12.8	10.3	7.7	10.0	12.1	7.6	6.6	8.7	12.8	14.7	14.8
85th percentile	55.0	69.9	56.2	58.0	55.0	50.4	47.6	47.8	50.6	52.8	57.2	55.4
Min	13.0	50.0	33.0	34.0	16.0	16.0	19.0	24.0	31.0	16.0	13.0	13.0
Max	87.0	75.0	87.0	71.0	60.0	72.0	52.0	53.0	66.0	58.0	62.0	66.0
Range	74.0	25.0	54.0	37.0	44.0	56.0	33.0	29.0	35.0	42.0	49.0	53.0

Vehicle Speed (50-75 FT Vehicles)	Hour											
	Total	19:00-20:00	20:00-21:00	21:00-22:00	22:00-23:00	23:00-00:00	00:00-01:00	01:00-02:00	02:00-03:00	03:00-04:00	04:00-05:00	05:00-06:00
MPH												
< 10	0.0%	0.0%	0.0%	0.0%	0.0%	0.0%	0.0%	0.0%	0.0%	0.0%	0.0%	0.0%
10-14	0.0%	0.0%	0.0%	0.0%	0.0%	0.0%	0.0%	0.0%	0.0%	0.0%	0.0%	0.0%
15-19	1.6%	0.0%	0.0%	0.0%	6.7%	9.1%	0.0%	0.0%	0.0%	0.0%	0.0%	0.0%
20-24	4.1%	0.0%	0.0%	0.0%	6.7%	9.1%	0.0%	10.0%	7.7%	16.7%	0.0%	0.0%
25-29	7.3%	0.0%	0.0%	0.0%	20.0%	9.1%	0.0%	10.0%	7.7%	0.0%	15.8%	0.0%
30-34	13.0%	0.0%	0.0%	12.5%	6.7%	36.4%	18.2%	10.0%	15.4%	16.7%	15.8%	0.0%
35-39	10.6%	0.0%	6.3%	12.5%	20.0%	18.2%	9.1%	10.0%	15.4%	0.0%	5.3%	0.0%
40-44	17.9%	0.0%	6.3%	18.8%	26.7%	0.0%	27.3%	10.0%	15.4%	16.7%	31.6%	20.0%
45-49	19.5%	0.0%	25.0%	25.0%	13.3%	9.1%	18.2%	20.0%	15.4%	50.0%	15.8%	20.0%
50-54	14.6%	100.0%	37.5%	12.5%	0.0%	0.0%	27.3%	20.0%	7.7%	0.0%	10.5%	20.0%
55-59	6.5%	0.0%	12.5%	6.3%	0.0%	9.1%	0.0%	0.0%	7.7%	0.0%	5.3%	40.0%
60-64	3.3%	0.0%	6.3%	12.5%	0.0%	0.0%	0.0%	0.0%	7.7%	0.0%	0.0%	0.0%
65-69	0.8%	0.0%	6.3%	0.0%	0.0%	0.0%	0.0%	0.0%	0.0%	0.0%	0.0%	0.0%
70-74	0.0%	0.0%	0.0%	0.0%	0.0%	0.0%	0.0%	0.0%	0.0%	0.0%	0.0%	0.0%
>=75	0.8%	0.0%	0.0%	0.0%	0.0%	0.0%	0.0%	10.0%	0.0%	0.0%	0.0%	0.0%
Total # of vehicles	123	1	16	16	15	11	11	10	13	6	19	5
Average speed	42.6	54.0	50.8	46.3	36.1	34.9	43.3	43.4	41.2	40.3	40.4	51.0
St. Dev.	10.5	#DIV/0!	7.0	9.1	8.9	11.2	6.3	14.6	10.7	9.9	9.4	5.2
85th percentile	53.0	54.0	56.8	57.8	44.0	43.5	50.0	51.7	53.6	49.0	48.8	55.4
Min	18.0	54.0	37.0	31.0	19.0	18.0	33.0	24.0	24.0	24.0	27.0	44.0
Max	75.0	54.0	66.0	60.0	47.0	59.0	50.0	75.0	60.0	49.0	58.0	56.0
Range	57.0	0.0	29.0	29.0	28.0	41.0	17.0	51.0	36.0	25.0	31.0	12.0

Vehicle Speed (+75 FT Vehicles)	Hour											
	Total	19:00-20:00	20:00-21:00	21:00-22:00	22:00-23:00	23:00-00:00	00:00-01:00	01:00-02:00	02:00-03:00	03:00-04:00	04:00-05:00	05:00-06:00
MPH												
< 10	0.0%	0.0%	0.0%	0.0%	0.0%	0.0%	0.0%	0.0%	0.0%	0.0%	0.0%	0.0%
10-14	0.0%	0.0%	0.0%	0.0%	0.0%	0.0%	0.0%	0.0%	0.0%	0.0%	0.0%	0.0%
15-19	0.0%	0.0%	0.0%	0.0%	0.0%	0.0%	0.0%	0.0%	0.0%	0.0%	0.0%	0.0%
20-24	0.7%	0.0%	0.0%	0.0%	0.0%	0.0%	5.3%	0.0%	0.0%	0.0%	0.0%	0.0%
25-29	4.6%	0.0%	0.0%	4.2%	12.5%	0.0%	5.3%	0.0%	42.9%	0.0%	0.0%	0.0%
30-34	9.3%	0.0%	0.0%	12.5%	12.5%	22.2%	0.0%	11.1%	28.6%	5.0%	0.0%	0.0%
35-39	19.2%	27.3%	16.7%	37.5%	18.8%	11.1%	21.1%	5.6%	14.3%	15.0%	0.0%	0.0%
40-44	24.5%	9.1%	33.3%	29.2%	18.8%	33.3%	21.1%	22.2%	0.0%	30.0%	0.0%	0.0%
45-49	19.9%	18.2%	11.1%	12.5%	37.5%	22.2%	15.8%	22.2%	14.3%	25.0%	0.0%	0.0%
50-54	15.2%	27.3%	22.2%	4.2%	0.0%	5.6%	26.3%	27.8%	0.0%	20.0%	0.0%	0.0%
55-59	2.6%	9.1%	5.6%	0.0%	0.0%	5.6%	0.0%	5.6%	0.0%	0.0%	0.0%	0.0%
60-64	0.0%	0.0%	0.0%	0.0%	0.0%	0.0%	0.0%	0.0%	0.0%	0.0%	0.0%	0.0%
65-69	1.3%	0.0%	0.0%	0.0%	0.0%	0.0%	5.3%	0.0%	0.0%	5.0%	0.0%	0.0%
70-74	0.7%	0.0%	0.0%	0.0%	0.0%	0.0%	0.0%	5.6%	0.0%	0.0%	0.0%	0.0%
>=75	2.0%	9.1%	11.1%	0.0%	0.0%	0.0%	0.0%	0.0%	0.0%	0.0%	0.0%	0.0%
Total # of vehicles	151	11	18	24	16	18	19	18	7	20		
Average speed	43.4	48.9	48.9	39.5	39.9	41.2	43.7	46.7	33.3	45.1		
St. Dev.	9.7	10.9	13.3	5.6	7.9	7.3	10.1	9.2	6.8	8.1		
85th percentile	51.0	54.0	52.8	44.6	47.8	48.5	52.3	52.9	37.9	51.5		
Min	23.0	39.0	35.0	28.0	25.0	30.0	23.0	32.0	27.0	33.0		
Max	83.0	76.0	83.0	52.0	49.0	55.0	66.0	70.0	46.0	68.0		
Range	60.0	37.0	48.0	24.0	24.0	25.0	43.0	38.0	19.0	35.0		

Day 4 Reference

Vehicle Speed (all vehicles)	Hour											
	Total	19:00-20:00	20:00-21:00	21:00-22:00	22:00-23:00	23:00-00:00	00:00-01:00	01:00-02:00	02:00-03:00	03:00-04:00	04:00-05:00	05:00-06:00
MPH												
< 10	0.0%	0.0%	0.0%	0.0%	0.0%	0.0%	0.0%	0.0%	0.0%	0.0%	0.0%	0.0%
10-14	0.0%	0.0%	0.0%	0.0%	0.0%	0.0%	0.0%	0.0%	0.0%	0.0%	0.0%	0.0%
15-19	0.0%	0.0%	0.0%	0.0%	0.0%	0.0%	0.0%	0.0%	0.0%	0.0%	0.0%	0.0%
20-24	0.1%	0.0%	0.0%	0.0%	0.0%	0.0%	0.0%	0.0%	0.0%	0.0%	0.0%	9.1%
25-29	0.2%	0.0%	0.0%	0.0%	0.0%	0.0%	0.0%	0.0%	0.0%	0.0%	0.0%	18.2%
30-34	0.2%	0.0%	0.0%	0.0%	0.0%	0.0%	0.0%	0.0%	0.0%	0.0%	2.2%	0.0%
35-39	0.2%	0.0%	0.0%	0.0%	0.0%	0.9%	0.0%	0.0%	0.0%	1.4%	0.0%	0.0%
40-44	0.2%	0.4%	0.0%	0.0%	0.0%	0.9%	0.0%	0.0%	0.0%	0.0%	1.1%	0.0%
45-49	0.6%	0.4%	0.0%	0.7%	0.8%	0.9%	0.0%	1.4%	0.0%	0.0%	2.2%	0.0%
50-54	9.1%	7.9%	5.2%	7.4%	9.1%	12.7%	6.2%	13.7%	13.8%	14.5%	8.8%	27.3%
55-59	30.7%	22.3%	22.2%	30.9%	29.8%	30.0%	37.0%	46.6%	50.8%	42.0%	34.1%	27.3%
60-64	19.0%	15.1%	18.6%	16.2%	18.2%	19.1%	25.9%	24.7%	16.9%	23.2%	24.2%	18.2%
65-69	20.8%	26.4%	28.4%	25.7%	24.8%	18.2%	17.3%	6.8%	6.2%	7.2%	16.5%	0.0%
70-74	11.5%	16.2%	13.4%	11.8%	12.4%	10.0%	11.1%	5.5%	7.7%	8.7%	5.5%	0.0%
>=75	7.5%	11.3%	12.4%	7.4%	5.0%	7.3%	2.5%	1.4%	4.6%	2.9%	5.5%	0.0%
Total # of vehicles	1216	265	194	136	121	110	81	73	65	69	91	11
Average speed	62.9	65.0	65.7	63.7	62.7	61.9	62.0	59.3	60.3	59.7	60.7	47.0
St. Dev.	8.2	8.2	8.2	7.9	6.9	8.6	5.9	5.2	7.4	6.7	8.2	15.4
85th percentile	71.0	73.0	73.0	70.0	70.0	70.0	69.0	64.0	65.0	65.8	68.0	59.5
Min	20.0	44.0	50.0	49.0	48.0	38.0	51.0	48.0	51.0	35.0	30.0	20.0
Max	94.0	94.0	94.0	92.0	81.0	94.0	78.0	75.0	94.0	78.0	83.0	63.0
Range	74.0	50.0	44.0	43.0	33.0	56.0	27.0	27.0	43.0	43.0	53.0	43.0

Vehicle Speed (0-25 FT Vehicles)	Hour											
	Total	19:00-20:00	20:00-21:00	21:00-22:00	22:00-23:00	23:00-00:00	00:00-01:00	01:00-02:00	02:00-03:00	03:00-04:00	04:00-05:00	05:00-06:00
MPH												
< 10	0.0%	0.0%	0.0%	0.0%	0.0%	0.0%	0.0%	0.0%	0.0%	0.0%	0.0%	0.0%
10-14	0.0%	0.0%	0.0%	0.0%	0.0%	0.0%	0.0%	0.0%	0.0%	0.0%	0.0%	0.0%
15-19	0.0%	0.0%	0.0%	0.0%	0.0%	0.0%	0.0%	0.0%	0.0%	0.0%	0.0%	0.0%
20-24	0.2%	0.0%	0.0%	0.0%	0.0%	0.0%	0.0%	0.0%	0.0%	0.0%	0.0%	20.0%
25-29	0.2%	0.0%	0.0%	0.0%	0.0%	0.0%	0.0%	0.0%	0.0%	0.0%	0.0%	20.0%
30-34	0.0%	0.0%	0.0%	0.0%	0.0%	0.0%	0.0%	0.0%	0.0%	0.0%	0.0%	0.0%
35-39	0.2%	0.0%	0.0%	0.0%	0.0%	0.0%	0.0%	0.0%	0.0%	6.7%	0.0%	0.0%
40-44	0.3%	0.6%	0.0%	0.0%	0.0%	0.0%	0.0%	0.0%	0.0%	0.0%	2.8%	0.0%
45-49	0.5%	0.6%	0.0%	0.0%	0.0%	0.0%	0.0%	0.0%	0.0%	0.0%	5.6%	0.0%
50-54	2.6%	3.4%	0.8%	1.4%	4.7%	2.3%	0.0%	6.3%	6.3%	0.0%	2.8%	20.0%
55-59	11.1%	10.1%	11.4%	5.5%	7.8%	7.0%	18.2%	25.0%	31.3%	13.3%	13.9%	20.0%
60-64	16.9%	12.9%	18.9%	16.4%	15.6%	16.3%	24.2%	31.3%	12.5%	13.3%	22.2%	20.0%
65-69	34.4%	35.4%	33.3%	43.8%	42.2%	37.2%	33.3%	6.3%	6.3%	20.0%	33.3%	0.0%
70-74	20.6%	21.9%	18.9%	19.2%	21.9%	23.3%	21.2%	25.0%	25.0%	33.3%	11.1%	0.0%
>=75	13.1%	15.2%	16.7%	13.7%	7.8%	14.0%	3.0%	6.3%	18.8%	13.3%	8.3%	0.0%
Total # of vehicles	611	178	132	73	64	43	33	16	16	15	36	5
Average speed	67.1	67.7	68.4	68.5	66.6	68.2	65.3	63.8	67.2	65.5	64.0	44
St. Dev.	8.0	7.7	7.7	7.0	5.9	7.7	5.4	6.8	10.8	10.8	7.9	20
85th percentile	73.0	74.5	75.0	73.0	71.6	73.0	70.2	72.5	75.3	72.9	70.0	61
Min	20.0	44.0	53.0	51.0	51.0	50.0	55.0	53.0	53.0	35.0	44.0	20.0
Max	94.0	94.0	94.0	92.0	81.0	94.0	75.0	75.0	94.0	78.0	78.0	63.0
Range	74.0	50.0	41.0	41.0	30.0	44.0	20.0	22.0	41.0	43.0	34.0	43.0

		Hour										
Vehicle Speed (25-50 FT Vehicles)	Total	19:00-20:00	20:00-21:00	21:00-22:00	22:00-23:00	23:00-00:00	00:00-01:00	01:00-02:00	02:00-03:00	03:00-04:00	04:00-05:00	05:00-06:00
		MPH										
< 10	0.0%	0.0%	0.0%	0.0%	0.0%	0.0%	0.0%	0.0%	0.0%	0.0%	0.0%	0.0%
10-14	0.0%	0.0%	0.0%	0.0%	0.0%	0.0%	0.0%	0.0%	0.0%	0.0%	0.0%	0.0%
15-19	0.0%	0.0%	0.0%	0.0%	0.0%	0.0%	0.0%	0.0%	0.0%	0.0%	0.0%	0.0%
20-24	0.0%	0.0%	0.0%	0.0%	0.0%	0.0%	0.0%	0.0%	0.0%	0.0%	0.0%	0.0%
25-29	0.0%	0.0%	0.0%	0.0%	0.0%	0.0%	0.0%	0.0%	0.0%	0.0%	0.0%	0.0%
30-34	0.4%	0.0%	0.0%	0.0%	0.0%	0.0%	0.0%	0.0%	0.0%	0.0%	3.8%	0.0%
35-39	0.0%	0.0%	0.0%	0.0%	0.0%	0.0%	0.0%	0.0%	0.0%	0.0%	0.0%	0.0%
40-44	0.4%	0.0%	0.0%	0.0%	0.0%	3.3%	0.0%	0.0%	0.0%	0.0%	0.0%	0.0%
45-49	0.4%	0.0%	0.0%	0.0%	0.0%	0.0%	0.0%	5.6%	0.0%	0.0%	0.0%	0.0%
50-54	10.3%	12.8%	8.6%	9.4%	7.7%	20.0%	0.0%	11.1%	5.3%	5.9%	7.7%	50.0%
55-59	46.5%	40.4%	37.1%	56.3%	50.0%	40.0%	58.8%	38.9%	68.4%	35.3%	50.0%	50.0%
60-64	27.7%	25.5%	22.9%	25.0%	26.9%	23.3%	29.4%	38.9%	21.1%	52.9%	30.8%	0.0%
65-69	8.9%	10.6%	25.7%	3.1%	7.7%	6.7%	5.9%	5.6%	5.3%	5.9%	3.8%	0.0%
70-74	2.6%	4.3%	2.9%	6.3%	3.8%	3.3%	0.0%	0.0%	0.0%	0.0%	0.0%	0.0%
>=75	3.0%	6.4%	2.9%	0.0%	3.8%	3.3%	5.9%	0.0%	0.0%	0.0%	3.8%	0.0%
Total # of vehicles	271	47	35	32	26	30	17	18	19	17	26	4
Average speed	59.6	60.8	61.3	59.1	60.3	58.6	60.5	58.3	58.7	59.4	58.4	53.3
St. Dev.	5.9	7.3	5.5	4.9	5.8	6.7	5.2	4.3	3.2	2.4	7.5	3.3
85th percentile	64.0	65.1	67.9	62.4	64.8	62.3	62.6	62.0	62.0	60.6	61.3	56.1
Min	30.0	51.0	52.0	50.0	52.0	44.0	56.0	48.0	51.0	53.0	30.0	50.0
Max	89.0	89.0	77.0	73.0	80.0	77.0	78.0	66.0	65.0	77.0	57.0	
Range	59.0	38.0	25.0	23.0	28.0	33.0	22.0	18.0	14.0	12.0	47.0	7.0
		Hour										
Vehicle Speed (50-75 FT Vehicles)	Total	19:00-20:00	20:00-21:00	21:00-22:00	22:00-23:00	23:00-00:00	00:00-01:00	01:00-02:00	02:00-03:00	03:00-04:00	04:00-05:00	05:00-06:00
		MPH										
< 10	0.0%	0.0%	0.0%	0.0%	0.0%	0.0%	0.0%	0.0%	0.0%	0.0%	0.0%	0.0%
10-14	0.0%	0.0%	0.0%	0.0%	0.0%	0.0%	0.0%	0.0%	0.0%	0.0%	0.0%	0.0%
15-19	0.0%	0.0%	0.0%	0.0%	0.0%	0.0%	0.0%	0.0%	0.0%	0.0%	0.0%	0.0%
20-24	0.0%	0.0%	0.0%	0.0%	0.0%	0.0%	0.0%	0.0%	0.0%	0.0%	0.0%	0.0%
25-29	0.5%	0.0%	0.0%	0.0%	0.0%	0.0%	0.0%	0.0%	0.0%	0.0%	0.0%	50.0%
30-34	0.5%	0.0%	0.0%	0.0%	0.0%	0.0%	0.0%	0.0%	0.0%	0.0%	6.3%	0.0%
35-39	0.5%	0.0%	0.0%	0.0%	0.0%	4.3%	0.0%	0.0%	0.0%	0.0%	0.0%	0.0%
40-44	0.0%	0.0%	0.0%	0.0%	0.0%	0.0%	0.0%	0.0%	0.0%	0.0%	0.0%	0.0%
45-49	1.4%	0.0%	0.0%	4.3%	6.3%	4.3%	0.0%	0.0%	0.0%	0.0%	0.0%	0.0%
50-54	25.2%	24.0%	27.8%	26.1%	18.8%	26.1%	23.5%	21.7%	23.8%	34.6%	25.0%	0.0%
55-59	54.3%	52.0%	55.6%	65.2%	56.3%	56.5%	52.9%	60.9%	52.4%	46.2%	50.0%	0.0%
60-64	12.9%	16.0%	16.7%	0.0%	18.8%	8.7%	17.6%	17.4%	9.5%	15.4%	6.3%	50.0%
65-69	3.8%	8.0%	0.0%	4.3%	0.0%	0.0%	0.0%	0.0%	9.5%	3.8%	12.5%	0.0%
70-74	1.0%	0.0%	0.0%	0.0%	0.0%	0.0%	5.9%	0.0%	4.8%	0.0%	0.0%	0.0%
>=75	0.0%	0.0%	0.0%	0.0%	0.0%	0.0%	0.0%	0.0%	0.0%	0.0%	0.0%	0.0%
Total # of vehicles	210	25	18	23	16	23	17	23	21	26	16	2
Average speed	56.5	57.5	56.4	56.0	55.8	54.6	58.0	57.0	57.6	56.6	56.4	43.0
St. Dev.	4.9	4.1	3.8	3.7	3.7	4.7	4.7	2.7	4.6	3.6	8.2	24.0
85th percentile	60.0	60.0	59.5	58.0	59.8	58.0	61.0	59.4	60.0	60.3	62.0	54.9
Min	26.0	50.0	50.0	49.0	48.0	38.0	51.0	52.0	51.0	52.0	30.0	26.0
Max	72.0	67.0	64.0	69.0	60.0	61.0	72.0	64.0	70.0	66.0	67.0	60.0
Range	46.0	17.0	14.0	20.0	12.0	23.0	21.0	12.0	19.0	14.0	37.0	34.0

Vehicle Speed (+75 FT Vehicles)	Hour											
	Total	19:00-20:00	20:00-21:00	21:00-22:00	22:00-23:00	23:00-00:00	00:00-01:00	01:00-02:00	02:00-03:00	03:00-04:00	04:00-05:00	05:00-06:00
MPH												
< 10	0.0%	0.0%	0.0%	0.0%	0.0%	0.0%	0.0%	0.0%	0.0%	0.0%	0.0%	0.0%
10-14	0.0%	0.0%	0.0%	0.0%	0.0%	0.0%	0.0%	0.0%	0.0%	0.0%	0.0%	0.0%
15-19	0.0%	0.0%	0.0%	0.0%	0.0%	0.0%	0.0%	0.0%	0.0%	0.0%	0.0%	0.0%
20-24	0.0%	0.0%	0.0%	0.0%	0.0%	0.0%	0.0%	0.0%	0.0%	0.0%	0.0%	0.0%
25-29	0.0%	0.0%	0.0%	0.0%	0.0%	0.0%	0.0%	0.0%	0.0%	0.0%	0.0%	0.0%
30-34	0.0%	0.0%	0.0%	0.0%	0.0%	0.0%	0.0%	0.0%	0.0%	0.0%	0.0%	0.0%
35-39	0.0%	0.0%	0.0%	0.0%	0.0%	0.0%	0.0%	0.0%	0.0%	0.0%	0.0%	0.0%
40-44	0.0%	0.0%	0.0%	0.0%	0.0%	0.0%	0.0%	0.0%	0.0%	0.0%	0.0%	0.0%
45-49	0.0%	0.0%	0.0%	0.0%	0.0%	0.0%	0.0%	0.0%	0.0%	0.0%	0.0%	0.0%
50-54	11.3%	20.0%	11.1%	0.0%	20.0%	7.1%	7.1%	12.5%	22.2%	0.0%	7.7%	
55-59	52.4%	60.0%	55.6%	62.5%	60.0%	35.7%	35.7%	56.3%	44.4%	81.8%	38.5%	
60-64	21.0%	6.7%	0.0%	25.0%	13.3%	35.7%	35.7%	12.5%	33.3%	9.1%	38.5%	
65-69	8.9%	0.0%	22.2%	12.5%	6.7%	14.3%	14.3%	18.8%	0.0%	0.0%	0.0%	
70-74	4.0%	13.3%	0.0%	0.0%	0.0%	0.0%	7.1%	0.0%	0.0%	9.1%	7.7%	
>=75	2.4%	0.0%	11.1%	0.0%	0.0%	7.1%	0.0%	0.0%	0.0%	0.0%	7.7%	
Total # of vehicles	124	15	9	8	15	14	14	16	9	11	13	
Average speed	59.8	59.1	62.1	59.6	57.9	61.5	60.7	59.2	57.7	59.3	61.6	
St. Dev.	5.8	6.1	9.8	3.4	4.0	6.9	5.4	4.3	3.8	5.2	7.6	
85th percentile	64.6	59.9	68.0	60.0	61.6	65.0	65.1	64.5	62.0	60.0	64.4	
Min	52.0	52.0	52.0	55.0	52.0	54.0	53.0	52.0	53.0	55.0	53.0	
Max	84.0	74.0	84.0	67.0	68.0	83.0	74.0	67.0	63.0	74.0	83.0	
Range	32.0	22.0	32.0	12.0	16.0	29.0	21.0	15.0	10.0	19.0	30.0	

Day 4 End of Taper

Vehicle Speed (all vehicles)	Hour										
	Total	19:00-20:00	20:00-21:00	21:00-22:00	22:00-23:00	23:00-00:00	00:00-01:00	01:00-02:00	02:00-03:00	03:00-04:00	04:00-05:00
MPH											
< 10	0.0%	0.0%	0.0%	0.0%	0.0%	0.0%	0.0%	0.0%	0.0%	0.0%	0.0%
10-14	0.1%	0.0%	0.0%	0.0%	0.0%	0.0%	0.0%	0.0%	0.0%	0.0%	0.0%
15-19	0.4%	0.0%	1.0%	0.0%	0.0%	1.8%	0.0%	0.0%	0.0%	0.0%	1.1%
20-24	0.9%	0.0%	1.6%	3.9%	0.8%	0.0%	0.0%	1.5%	0.0%	0.0%	0.0%
25-29	1.2%	0.4%	1.0%	2.6%	3.9%	0.9%	1.2%	0.0%	0.0%	0.0%	1.1%
30-34	1.8%	0.0%	1.6%	5.9%	3.1%	1.8%	1.2%	0.0%	3.0%	1.4%	0.0%
35-39	5.7%	1.5%	4.7%	8.5%	18.9%	8.0%	1.2%	7.5%	1.5%	6.8%	0.0%
40-44	15.4%	8.3%	15.6%	15.0%	23.6%	24.8%	20.9%	15.0%	19.4%	14.9%	7.4%
45-49	29.7%	23.3%	27.6%	33.3%	28.3%	30.1%	38.4%	37.5%	38.8%	41.9%	14.7%
50-54	23.6%	28.9%	29.7%	20.3%	11.0%	16.8%	23.3%	22.5%	16.4%	18.9%	37.9%
55-59	12.2%	19.5%	12.0%	6.5%	7.9%	11.5%	7.0%	11.3%	11.9%	4.1%	20.0%
60-64	5.4%	10.2%	4.7%	2.0%	1.6%	1.8%	4.7%	2.5%	6.0%	9.5%	8.4%
65-69	2.7%	5.3%	0.0%	1.3%	0.8%	0.9%	2.3%	3.8%	1.5%	1.4%	9.5%
70-74	0.5%	1.1%	0.0%	0.7%	0.0%	1.8%	0.0%	0.0%	0.0%	0.0%	0.0%
>=75	0.5%	1.5%	0.5%	0.0%	0.0%	0.0%	0.0%	0.0%	0.0%	1.4%	0.0%
Total # of vehicles	1258	266	192	153	127	113	86	80	67	74	95
Average speed	48.8	53.2	48.1	45.4	44.2	47.0	48.5	48.9	48.6	49.1	53.3
St. Dev.	8.6	7.8	8.3	9.0	8.0	8.6	6.7	6.9	7.4	7.7	8.0
85th percentile	56.0	61.0	55.0	52.2	51.1	55.0	54.0	56.0	56.0	56.0	61.0
Min	10.0	27.0	17.0	20.0	21.0	17.0	28.0	35.0	24.0	33.0	16.0
Max	85.0	85.0	78.0	70.0	69.0	73.0	68.0	69.0	65.0	80.0	69.0
Range	75.0	58.0	61.0	50.0	48.0	56.0	40.0	34.0	41.0	47.0	53.0

		Hour									
Vehicle Speed (0-25 FT Vehicles)	Total	19:00-20:00	20:00-21:00	21:00-22:00	22:00-23:00	23:00-00:00	00:00-01:00	01:00-02:00	02:00-03:00	03:00-04:00	04:00-05:00
		MPH									
< 10	0.0%	0.0%	0.0%	0.0%	0.0%	0.0%	0.0%	0.0%	0.0%	0.0%	0.0%
10-14	0.1%	0.0%	0.0%	0.0%	0.0%	0.0%	0.0%	0.0%	0.0%	0.0%	0.0%
15-19	0.3%	0.0%	0.0%	0.0%	0.0%	2.0%	0.0%	0.0%	0.0%	0.0%	2.6%
20-24	1.0%	0.0%	1.5%	4.4%	0.0%	0.0%	0.0%	0.0%	5.0%	0.0%	0.0%
25-29	0.9%	0.0%	0.0%	2.2%	2.7%	2.0%	0.0%	0.0%	0.0%	0.0%	2.6%
30-34	1.5%	0.0%	0.8%	3.3%	5.5%	0.0%	2.6%	0.0%	0.0%	5.9%	0.0%
35-39	3.3%	0.5%	3.8%	5.6%	11.0%	4.1%	0.0%	4.8%	0.0%	0.0%	0.0%
40-44	10.4%	5.2%	13.5%	8.9%	21.9%	16.3%	7.9%	0.0%	15.0%	5.9%	7.7%
45-49	24.2%	18.8%	24.8%	31.1%	26.0%	18.4%	42.1%	38.1%	35.0%	29.4%	0.0%
50-54	28.2%	31.9%	35.3%	27.8%	15.1%	28.6%	23.7%	14.3%	15.0%	11.8%	38.5%
55-59	16.6%	21.5%	13.5%	10.0%	13.7%	20.4%	13.2%	23.8%	20.0%	11.8%	20.5%
60-64	7.3%	11.5%	6.0%	3.3%	2.7%	2.0%	5.3%	4.8%	10.0%	23.5%	10.3%
65-69	4.6%	7.3%	0.0%	2.2%	1.4%	2.0%	5.3%	14.3%	0.0%	5.9%	17.9%
70-74	0.9%	1.6%	0.0%	1.1%	0.0%	4.1%	0.0%	0.0%	0.0%	0.0%	0.0%
>=75	0.7%	1.6%	0.8%	0.0%	0.0%	0.0%	0.0%	0.0%	0.0%	5.9%	0.0%
Total # of vehicles	674	191	133	90	73	49	38	21	20	17	39
Average speed	50.9	54.6	49.5	47.4	46.5	50.2	50.5	53.8	50.2	54.4	54.5
St. Dev.	8.9	7.3	7.3	9.5	8.2	9.6	7.2	8.2	8.9	11.1	10.7
85th percentile	59.0	62.0	56.0	55.0	56.0	56.8	56.0	63.0	59.0	63.6	66.3
Min	10.0	37.0	20.0	20.0	27.0	17.0	32.0	35.0	24.0	33.0	16.0
Max	80.0	78.0	78.0	70.0	69.0	73.0	68.0	69.0	64.0	80.0	69.0
Range	70.0	41.0	58.0	50.0	42.0	56.0	36.0	34.0	40.0	47.0	53.0
		Hour									
Vehicle Speed (25-50 FT Vehicles)	Total	19:00-20:00	20:00-21:00	21:00-22:00	22:00-23:00	23:00-00:00	00:00-01:00	01:00-02:00	02:00-03:00	03:00-04:00	04:00-05:00
		MPH									
< 10	0.0%	0.0%	0.0%	0.0%	0.0%	0.0%	0.0%	0.0%	0.0%	0.0%	0.0%
10-14	0.0%	0.0%	0.0%	0.0%	0.0%	0.0%	0.0%	0.0%	0.0%	0.0%	0.0%
15-19	0.7%	0.0%	2.9%	0.0%	0.0%	4.2%	0.0%	0.0%	0.0%	0.0%	0.0%
20-24	0.7%	0.0%	0.0%	2.9%	4.2%	0.0%	0.0%	0.0%	0.0%	0.0%	0.0%
25-29	1.1%	2.4%	2.9%	0.0%	4.2%	0.0%	0.0%	0.0%	0.0%	0.0%	0.0%
30-34	1.5%	0.0%	0.0%	8.8%	0.0%	0.0%	0.0%	0.0%	4.8%	0.0%	0.0%
35-39	3.7%	2.4%	2.9%	8.8%	8.3%	4.2%	0.0%	0.0%	4.8%	4.3%	0.0%
40-44	18.1%	12.2%	17.6%	26.5%	25.0%	29.2%	26.1%	20.0%	14.3%	4.3%	4.5%
45-49	39.9%	36.6%	38.2%	32.4%	50.0%	45.8%	34.8%	48.0%	38.1%	52.2%	27.3%
50-54	20.7%	24.4%	17.6%	17.6%	8.3%	8.3%	30.4%	24.0%	19.0%	26.1%	31.8%
55-59	9.2%	14.6%	14.7%	2.9%	0.0%	8.3%	4.3%	4.0%	14.3%	4.3%	22.7%
60-64	3.7%	7.3%	2.9%	0.0%	0.0%	0.0%	4.3%	4.0%	0.0%	8.7%	9.1%
65-69	0.7%	0.0%	0.0%	0.0%	0.0%	0.0%	0.0%	0.0%	4.8%	0.0%	4.5%
70-74	0.0%	0.0%	0.0%	0.0%	0.0%	0.0%	0.0%	0.0%	0.0%	0.0%	0.0%
>=75	0.0%	0.0%	0.0%	0.0%	0.0%	0.0%	0.0%	0.0%	0.0%	0.0%	0.0%
Total # of vehicles	271	41	34	34	24	24	23	25	21	23	22
Average speed	47.5	49.4	47.4	43.9	43.3	45.5	48.3	48.2	48.3	49.1	52.8
St. Dev.	7.2	6.6	8.7	7.6	6.9	7.8	5.1	5.1	7.2	5.3	5.9
85th percentile	54.0	55.0	55.0	51.0	48.6	51.2	51.7	51.0	56.0	53.7	56.9
Min	17.0	27.0	17.0	21.0	21.0	17.0	42.0	40.0	33.0	37.0	44.0
Max	68.0	63.0	64.0	57.0	52.0	57.0	63.0	63.0	65.0	60.0	68.0
Range	51.0	36.0	47.0	36.0	31.0	40.0	21.0	23.0	32.0	23.0	24.0

Vehicle Speed (50-75 FT Vehicles)	Hour											
	Total	19:00-20:00	20:00-21:00	21:00-22:00	22:00-23:00	23:00-00:00	00:00-01:00	01:00-02:00	02:00-03:00	03:00-04:00	04:00-05:00	
MPH												
< 10	0.0%	0.0%	0.0%	0.0%	0.0%	0.0%	0.0%	0.0%	0.0%	0.0%	0.0%	0.0%
10-14	0.0%	0.0%	0.0%	0.0%	0.0%	0.0%	0.0%	0.0%	0.0%	0.0%	0.0%	0.0%
15-19	0.5%	0.0%	5.9%	0.0%	0.0%	0.0%	0.0%	0.0%	0.0%	0.0%	0.0%	0.0%
20-24	1.1%	0.0%	5.9%	5.3%	0.0%	0.0%	0.0%	0.0%	0.0%	0.0%	0.0%	0.0%
25-29	2.7%	0.0%	5.9%	10.5%	5.9%	0.0%	6.7%	0.0%	0.0%	0.0%	0.0%	0.0%
30-34	3.8%	0.0%	11.8%	10.5%	0.0%	9.5%	0.0%	0.0%	5.9%	0.0%	0.0%	0.0%
35-39	14.1%	4.5%	11.8%	10.5%	58.8%	19.0%	6.7%	11.1%	0.0%	17.4%	0.0%	0.0%
40-44	23.8%	18.2%	29.4%	21.1%	11.8%	33.3%	26.7%	27.8%	29.4%	30.4%	6.7%	0.0%
45-49	33.0%	40.9%	23.5%	42.1%	17.6%	33.3%	33.3%	27.8%	41.2%	39.1%	20.0%	0.0%
50-54	15.1%	18.2%	5.9%	0.0%	5.9%	4.8%	20.0%	22.2%	17.6%	13.0%	53.3%	0.0%
55-59	3.8%	9.1%	0.0%	0.0%	0.0%	0.0%	0.0%	11.1%	0.0%	0.0%	20.0%	0.0%
60-64	1.6%	4.5%	0.0%	0.0%	0.0%	0.0%	6.7%	0.0%	5.9%	0.0%	0.0%	0.0%
65-69	0.0%	0.0%	0.0%	0.0%	0.0%	0.0%	0.0%	0.0%	0.0%	0.0%	0.0%	0.0%
70-74	0.0%	0.0%	0.0%	0.0%	0.0%	0.0%	0.0%	0.0%	0.0%	0.0%	0.0%	0.0%
>=75	0.5%	4.5%	0.0%	0.0%	0.0%	0.0%	0.0%	0.0%	0.0%	0.0%	0.0%	0.0%
Total # of vehicles	185	22	17	19	17	21	15	18	17	23	15	
Average speed	44.5	49.7	39.0	40.1	39.4	41.8	46.0	46.1	46.9	44.7	51.4	
St. Dev.	8.0	9.9	9.6	8.2	6.3	5.9	7.6	5.9	6.5	4.6	3.8	
85th percentile	52.0	54.7	48.6	47.0	47.2	48.0	51.8	50.9	52.6	48.4	54.9	
Min	19.0	35.0	19.0	22.0	26.0	30.0	28.0	35.0	30.0	36.0	44.0	
Max	85.0	85.0	53.0	49.0	51.0	54.0	62.0	57.0	60.0	52.0	57.0	
Range	66.0	50.0	34.0	27.0	25.0	24.0	34.0	22.0	30.0	16.0	13.0	

Vehicle Speed (+75 FT Vehicles)	Hour											
	Total	19:00-20:00	20:00-21:00	21:00-22:00	22:00-23:00	23:00-00:00	00:00-01:00	01:00-02:00	02:00-03:00	03:00-04:00	04:00-05:00	
MPH												
< 10	0.0%	0.0%	0.0%	0.0%	0.0%	0.0%	0.0%	0.0%	0.0%	0.0%	0.0%	0.0%
10-14	0.0%	0.0%	0.0%	0.0%	0.0%	0.0%	0.0%	0.0%	0.0%	0.0%	0.0%	0.0%
15-19	0.0%	0.0%	0.0%	0.0%	0.0%	0.0%	0.0%	0.0%	0.0%	0.0%	0.0%	0.0%
20-24	0.0%	0.0%	0.0%	0.0%	0.0%	0.0%	0.0%	0.0%	0.0%	0.0%	0.0%	0.0%
25-29	0.8%	0.0%	0.0%	0.0%	7.7%	0.0%	0.0%	0.0%	0.0%	0.0%	0.0%	0.0%
30-34	1.6%	0.0%	0.0%	10.0%	0.0%	0.0%	0.0%	0.0%	0.0%	0.0%	0.0%	0.0%
35-39	10.9%	8.3%	12.5%	30.0%	30.8%	10.5%	0.0%	18.8%	0.0%	0.0%	0.0%	0.0%
40-44	24.2%	25.0%	12.5%	20.0%	46.2%	31.6%	50.0%	12.5%	22.2%	18.2%	10.5%	0.0%
45-49	32.0%	16.7%	37.5%	40.0%	15.4%	36.8%	40.0%	31.3%	44.4%	45.5%	26.3%	0.0%
50-54	18.0%	16.7%	37.5%	0.0%	0.0%	10.5%	10.0%	31.3%	11.1%	27.3%	31.6%	0.0%
55-59	7.0%	25.0%	0.0%	0.0%	0.0%	5.3%	0.0%	6.3%	11.1%	0.0%	15.8%	0.0%
60-64	4.7%	8.3%	0.0%	0.0%	0.0%	5.3%	0.0%	11.1%	9.1%	10.5%	0.0%	0.0%
65-69	0.8%	0.0%	0.0%	0.0%	0.0%	0.0%	0.0%	0.0%	0.0%	0.0%	5.3%	0.0%
70-74	0.0%	0.0%	0.0%	0.0%	0.0%	0.0%	0.0%	0.0%	0.0%	0.0%	0.0%	0.0%
>=75	0.0%	0.0%	0.0%	0.0%	0.0%	0.0%	0.0%	0.0%	0.0%	0.0%	0.0%	0.0%
Total # of vehicles	128	12	8	10	13	19	10	16	9	11	19	
Average speed	47.0	49.5	47.6	42.1	39.4	46.4	45.3	46.7	49.1	49.9	52.8	
St. Dev.	6.9	7.2	6.2	4.7	5.5	5.6	3.5	5.8	5.8	5.8	6.1	
85th percentile	54.0	56.4	54.0	47.0	42.8	51.2	48.0	52.8	54.4	54.0	58.9	
Min	26.0	39.0	37.0	34.0	26.0	38.0	40.0	37.0	43.0	44.0	42.0	
Max	65.0	61.0	54.0	48.0	48.0	60.0	50.0	55.0	61.0	64.0	65.0	
Range	39.0	22.0	17.0	14.0	22.0	22.0	10.0	18.0	18.0	20.0	23.0	

Day 4 1st WZ

Vehicle Speed (all vehicles)	Hour											
	Total	19:00-20:00	20:00-21:00	21:00-22:00	22:00-23:00	23:00-00:00	00:00-01:00	01:00-02:00	02:00-03:00	03:00-04:00	04:00-05:00	05:00-06:00
MPH												
< 10	0.1%	0.0%	0.0%	0.0%	0.0%	0.0%	0.0%	0.0%	0.0%	0.0%	0.0%	5.3%
10-14	0.6%	0.0%	0.0%	0.0%	0.8%	3.3%	1.1%	0.0%	0.0%	0.0%	0.0%	5.3%
15-19	1.7%	0.0%	0.5%	0.0%	3.2%	8.3%	1.1%	2.2%	0.0%	0.0%	0.0%	10.5%
20-24	2.2%	0.0%	0.0%	3.6%	2.4%	9.2%	6.7%	0.0%	0.0%	0.0%	0.0%	5.3%
25-29	3.9%	0.7%	0.5%	4.3%	12.1%	9.2%	10.0%	1.1%	0.0%	0.0%	0.0%	5.3%
30-34	8.3%	0.0%	5.7%	8.0%	17.7%	15.8%	25.6%	7.5%	1.4%	0.0%	1.0%	10.5%
35-39	11.8%	2.7%	8.3%	13.8%	20.2%	22.5%	27.8%	16.1%	7.0%	1.4%	1.0%	0.0%
40-44	14.4%	6.0%	9.3%	25.4%	19.4%	12.5%	14.4%	32.3%	21.1%	8.5%	3.0%	0.0%
45-49	19.4%	20.8%	23.3%	23.9%	16.9%	5.8%	8.9%	22.6%	32.4%	29.6%	11.0%	31.6%
50-54	20.0%	26.2%	29.5%	10.1%	5.6%	8.3%	3.3%	11.8%	28.2%	43.7%	40.0%	10.5%
55-59	11.1%	25.5%	14.5%	5.8%	0.8%	3.3%	1.1%	4.3%	7.0%	9.9%	34.0%	0.0%
60-64	4.5%	11.4%	5.7%	3.6%	0.8%	0.8%	0.0%	1.1%	2.8%	4.2%	10.0%	5.3%
65-69	1.0%	3.4%	1.6%	0.0%	0.0%	0.0%	0.0%	1.1%	0.0%	1.4%	0.0%	10.5%
70-74	0.6%	1.3%	0.5%	1.4%	0.0%	0.8%	0.0%	0.0%	0.0%	1.4%	0.0%	0.0%
>=75	0.3%	2.0%	0.5%	0.0%	0.0%	0.0%	0.0%	0.0%	0.0%	0.0%	0.0%	0.0%
Total # of vehicles	1168	149	193	138	124	120	90	93	71	71	100	19
Average speed	45.0	53.5	49.1	43.3	37.4	35.1	35.7	43.3	47.7	50.7	53.5	39.2
St. Dev.	11.0	8.0	8.7	9.5	9.0	11.9	7.8	8.0	5.9	6.0	5.3	17.7
85th percentile	56.0	60.0	57.2	52.0	46.0	48.0	42.7	50.0	53.5	55.5	58.0	55.1
Min	9.0	26.0	17.0	20.0	13.0	11.0	13.0	16.0	33.0	39.0	34.0	9.0
Max	81.0	81.0	77.0	71.0	60.0	72.0	55.0	67.0	61.0	73.0	64.0	68.0
Range	72.0	55.0	60.0	51.0	47.0	61.0	42.0	51.0	28.0	34.0	30.0	59.0

Vehicle Speed (0-25 FT Vehicles)	Hour											
	Total	19:00-20:00	20:00-21:00	21:00-22:00	22:00-23:00	23:00-00:00	00:00-01:00	01:00-02:00	02:00-03:00	03:00-04:00	04:00-05:00	05:00-06:00
MPH												
< 10	0.2%	0.0%	0.0%	0.0%	0.0%	0.0%	0.0%	0.0%	0.0%	0.0%	0.0%	7.1%
10-14	0.6%	0.0%	0.0%	0.0%	0.0%	4.7%	0.0%	0.0%	0.0%	0.0%	0.0%	7.1%
15-19	2.6%	0.0%	0.7%	0.0%	5.2%	12.5%	2.3%	2.9%	0.0%	0.0%	0.0%	14.3%
20-24	2.4%	0.0%	0.0%	4.7%	2.6%	7.8%	9.3%	0.0%	0.0%	0.0%	0.0%	7.1%
25-29	3.0%	0.0%	0.0%	1.2%	9.1%	9.4%	9.3%	2.9%	0.0%	0.0%	0.0%	7.1%
30-34	7.9%	0.0%	6.3%	9.3%	15.6%	17.2%	16.3%	5.7%	3.7%	0.0%	0.0%	14.3%
35-39	12.3%	3.6%	7.0%	14.0%	19.5%	26.6%	32.6%	20.0%	0.0%	6.3%	2.3%	0.0%
40-44	12.9%	5.5%	9.2%	29.1%	19.5%	4.7%	16.3%	22.9%	18.5%	6.3%	4.5%	0.0%
45-49	18.1%	17.3%	23.9%	17.4%	23.4%	4.7%	11.6%	20.0%	33.3%	18.8%	6.8%	21.4%
50-54	18.5%	27.3%	28.2%	9.3%	2.6%	9.4%	2.3%	14.3%	37.0%	37.5%	29.5%	7.1%
55-59	12.9%	26.4%	15.5%	8.1%	1.3%	1.6%	0.0%	5.7%	3.7%	18.8%	43.2%	0.0%
60-64	5.8%	11.8%	6.3%	5.8%	1.3%	1.6%	0.0%	2.9%	3.7%	6.3%	13.6%	0.0%
65-69	1.7%	4.5%	1.4%	0.0%	0.0%	0.0%	0.0%	2.9%	0.0%	6.3%	0.0%	14.3%
70-74	0.6%	1.8%	0.7%	1.2%	0.0%	0.0%	0.0%	0.0%	0.0%	0.0%	0.0%	0.0%
>=75	0.5%	1.8%	0.7%	0.0%	0.0%	0.0%	0.0%	0.0%	0.0%	0.0%	0.0%	0.0%
Total # of vehicles	658	110	142	86	77	64	43	35	27	16	44	14
Average speed	45.4	54.2	49.2	43.7	37.9	33.4	36.1	44.1	48.4	52.0	54.7	36
St. Dev.	11.7	7.8	8.9	9.9	9.2	12.1	7.8	9.6	6.0	6.9	5.7	19
85th percentile	57.0	60.0	57.0	54.3	46.0	47.6	43.7	50.9	53.1	58.8	59.0	54
Min	9.0	37.0	17.0	20.0	15.0	11.0	17.0	17.0	33.0	39.0	38.0	9.0
Max	81.0	81.0	77.0	70.0	60.0	64.0	52.0	67.0	61.0	65.0	64.0	68.0
Range	72.0	44.0	60.0	50.0	45.0	53.0	35.0	50.0	28.0	26.0	26.0	59.0

Vehicle Speed (25-50 FT Vehicles)	Hour											
	Total	19:00-20:00	20:00-21:00	21:00-22:00	22:00-23:00	23:00-00:00	00:00-01:00	01:00-02:00	02:00-03:00	03:00-04:00	04:00-05:00	05:00-06:00
MPH												
< 10	0.0%	0.0%	0.0%	0.0%	0.0%	0.0%	0.0%	0.0%	0.0%	0.0%	0.0%	0.0%
10-14	0.8%	0.0%	0.0%	0.0%	4.2%	0.0%	4.8%	0.0%	0.0%	0.0%	0.0%	0.0%
15-19	1.2%	0.0%	0.0%	0.0%	0.0%	10.5%	0.0%	4.0%	0.0%	0.0%	0.0%	0.0%
20-24	1.2%	0.0%	0.0%	4.2%	0.0%	5.3%	4.8%	0.0%	0.0%	0.0%	0.0%	0.0%
25-29	2.9%	4.5%	0.0%	4.2%	16.7%	0.0%	4.8%	0.0%	0.0%	0.0%	0.0%	0.0%
30-34	5.8%	0.0%	3.3%	4.2%	16.7%	5.3%	23.8%	8.0%	0.0%	0.0%	0.0%	0.0%
35-39	7.9%	0.0%	6.7%	4.2%	20.8%	21.1%	23.8%	8.0%	0.0%	0.0%	0.0%	0.0%
40-44	15.8%	0.0%	10.0%	25.0%	20.8%	36.8%	9.5%	36.0%	16.7%	8.7%	3.2%	0.0%
45-49	21.6%	27.3%	13.3%	37.5%	4.2%	5.3%	14.3%	32.0%	38.9%	30.4%	12.9%	50.0%
50-54	24.9%	27.3%	36.7%	12.5%	16.7%	10.5%	9.5%	8.0%	27.8%	43.5%	45.2%	25.0%
55-59	12.0%	18.2%	20.0%	4.2%	0.0%	5.3%	4.8%	4.0%	16.7%	8.7%	32.3%	0.0%
60-64	4.6%	18.2%	6.7%	0.0%	0.0%	0.0%	0.0%	0.0%	0.0%	8.7%	6.5%	25.0%
65-69	0.4%	0.0%	3.3%	0.0%	0.0%	0.0%	0.0%	0.0%	0.0%	0.0%	0.0%	0.0%
70-74	0.4%	0.0%	0.0%	4.2%	0.0%	0.0%	0.0%	0.0%	0.0%	0.0%	0.0%	0.0%
>=75	0.4%	4.5%	0.0%	0.0%	0.0%	0.0%	0.0%	0.0%	0.0%	0.0%	0.0%	0.0%
Total # of vehicles	241	22	30	24	24	19	21	25	18	23	31	4
Average speed	46.4	52.9	51.0	45.0	37.9	38.8	37.4	42.8	49.2	50.6	53.3	50.5
St. Dev.	9.9	9.5	7.8	9.4	10.0	10.6	10.0	7.8	4.7	5.7	4.2	6.6
85th percentile	55.0	61.7	58.7	51.1	50.2	46.8	48.0	48.4	54.9	54.7	57.0	55.5
Min	13.0	26.0	30.0	22.0	13.0	17.0	13.0	16.0	43.0	40.0	43.0	46.0
Max	76.0	76.0	66.0	71.0	52.0	58.0	55.0	55.0	58.0	63.0	63.0	60.0
Range	63.0	50.0	36.0	49.0	39.0	41.0	42.0	39.0	15.0	23.0	20.0	14.0

Vehicle Speed (50-75 FT Vehicles)	Hour											
	Total	19:00-20:00	20:00-21:00	21:00-22:00	22:00-23:00	23:00-00:00	00:00-01:00	01:00-02:00	02:00-03:00	03:00-04:00	04:00-05:00	05:00-06:00
MPH												
< 10	0.0%	0.0%	0.0%	0.0%	0.0%	0.0%	0.0%	0.0%	0.0%	0.0%	0.0%	0.0%
10-14	0.7%	0.0%	0.0%	0.0%	0.0%	5.0%	0.0%	0.0%	0.0%	0.0%	0.0%	0.0%
15-19	0.0%	0.0%	0.0%	0.0%	0.0%	0.0%	0.0%	0.0%	0.0%	0.0%	0.0%	0.0%
20-24	3.4%	0.0%	0.0%	0.0%	9.1%	20.0%	0.0%	0.0%	0.0%	0.0%	0.0%	0.0%
25-29	8.3%	0.0%	8.3%	25.0%	27.3%	10.0%	25.0%	0.0%	0.0%	0.0%	0.0%	0.0%
30-34	13.1%	0.0%	8.3%	6.3%	36.4%	30.0%	50.0%	15.4%	0.0%	0.0%	5.9%	0.0%
35-39	11.7%	0.0%	25.0%	12.5%	18.2%	15.0%	12.5%	15.4%	23.5%	0.0%	0.0%	0.0%
40-44	13.1%	18.2%	0.0%	6.3%	0.0%	10.0%	12.5%	46.2%	23.5%	15.0%	0.0%	0.0%
45-49	24.1%	45.5%	33.3%	37.5%	9.1%	5.0%	0.0%	15.4%	23.5%	45.0%	17.6%	0.0%
50-54	18.6%	18.2%	25.0%	12.5%	0.0%	5.0%	0.0%	0.0%	17.6%	35.0%	52.9%	0.0%
55-59	4.8%	18.2%	0.0%	0.0%	0.0%	0.0%	0.0%	7.7%	5.9%	5.0%	11.8%	0.0%
60-64	2.1%	0.0%	0.0%	0.0%	0.0%	0.0%	0.0%	0.0%	5.9%	0.0%	11.8%	0.0%
65-69	0.0%	0.0%	0.0%	0.0%	0.0%	0.0%	0.0%	0.0%	0.0%	0.0%	0.0%	0.0%
70-74	0.0%	0.0%	0.0%	0.0%	0.0%	0.0%	0.0%	0.0%	0.0%	0.0%	0.0%	0.0%
>=75	0.0%	0.0%	0.0%	0.0%	0.0%	0.0%	0.0%	0.0%	0.0%	0.0%	0.0%	0.0%
Total # of vehicles	145	11	12	16	11	20	8	13	17	20	17	
Average speed	42.0	47.9	43.2	40.0	31.4	31.8	32.5	41.9	45.9	48.5	51.5	
St. Dev.	9.9	5.0	8.5	9.1	6.6	9.4	4.5	7.1	7.2	4.3	6.2	
85th percentile	52.0	53.0	51.4	47.8	36.5	41.5	34.9	47.2	53.6	53.2	56.0	
Min	14.0	41.0	27.0	25.0	24.0	14.0	27.0	31.0	36.0	41.0	34.0	
Max	62.0	56.0	53.0	50.0	47.0	51.0	42.0	59.0	60.0	56.0	62.0	
Range	48.0	15.0	26.0	25.0	23.0	37.0	15.0	28.0	24.0	15.0	28.0	

Vehicle Speed (+75 FT Vehicles)	Hour											
	Total	19:00-20:00	20:00-21:00	21:00-22:00	22:00-23:00	23:00-00:00	00:00-01:00	01:00-02:00	02:00-03:00	03:00-04:00	04:00-05:00	05:00-06:00
MPH												
< 10	0.0%	0.0%	0.0%	0.0%	0.0%	0.0%	0.0%	0.0%	0.0%	0.0%	0.0%	0.0%
10-14	0.0%	0.0%	0.0%	0.0%	0.0%	0.0%	0.0%	0.0%	0.0%	0.0%	0.0%	0.0%
15-19	0.0%	0.0%	0.0%	0.0%	0.0%	0.0%	0.0%	0.0%	0.0%	0.0%	0.0%	0.0%
20-24	1.6%	0.0%	0.0%	0.0%	0.0%	5.9%	5.6%	0.0%	0.0%	0.0%	0.0%	0.0%
25-29	4.8%	0.0%	0.0%	0.0%	8.3%	17.6%	11.1%	0.0%	0.0%	0.0%	0.0%	0.0%
30-34	9.7%	0.0%	0.0%	8.3%	16.7%	5.9%	38.9%	5.0%	0.0%	0.0%	0.0%	0.0%
35-39	16.9%	0.0%	11.1%	33.3%	25.0%	17.6%	27.8%	20.0%	11.1%	0.0%	0.0%	0.0%
40-44	21.0%	16.7%	22.2%	25.0%	33.3%	17.6%	16.7%	35.0%	33.3%	0.0%	0.0%	0.0%
45-49	16.9%	16.7%	33.3%	25.0%	8.3%	11.8%	0.0%	20.0%	33.3%	16.7%	12.5%	100.0%
50-54	20.2%	16.7%	33.3%	8.3%	8.3%	5.9%	0.0%	20.0%	22.2%	66.7%	50.0%	0.0%
55-59	7.3%	50.0%	0.0%	0.0%	0.0%	11.8%	0.0%	0.0%	0.0%	8.3%	37.5%	0.0%
60-64	0.0%	0.0%	0.0%	0.0%	0.0%	0.0%	0.0%	0.0%	0.0%	0.0%	0.0%	0.0%
65-69	0.0%	0.0%	0.0%	0.0%	0.0%	0.0%	0.0%	0.0%	0.0%	0.0%	0.0%	0.0%
70-74	1.6%	0.0%	0.0%	0.0%	0.0%	5.9%	0.0%	0.0%	0.0%	8.3%	0.0%	0.0%
>=75	0.0%	0.0%	0.0%	0.0%	0.0%	0.0%	0.0%	0.0%	0.0%	0.0%	0.0%	0.0%
Total # of vehicles	124	6	9	12	12	17	18	20	9	12	8	1
Average speed	43.6	52.3	47.2	41.4	38.9	41.2	34.1	43.4	45.9	53.2	52.6	45.0
St. Dev.	9.2	6.5	6.1	6.2	6.3	12.9	5.4	5.9	4.9	7.0	4.0	#DIV/0!
85th percentile	53.0	58.3	53.6	47.7	44.1	54.2	39.9	50.2	50.6	55.1	56.9	45.0
Min	21.0	44.0	36.0	32.0	28.0	23.0	21.0	30.0	38.0	46.0	46.0	45.0
Max	73.0	59.0	54.0	53.0	50.0	72.0	42.0	53.0	52.0	73.0	58.0	45.0
Range	52.0	15.0	18.0	21.0	22.0	49.0	21.0	23.0	14.0	27.0	12.0	0.0

Day 4 2nd WZ

Vehicle Speed (all vehicles)	Hour											
	Total	19:00-20:00	20:00-21:00	21:00-22:00	22:00-23:00	23:00-00:00	00:00-01:00	01:00-02:00	02:00-03:00	03:00-04:00	04:00-05:00	05:00-06:00
MPH												
< 10	0.2%	0.0%	0.0%	0.0%	0.0%	0.0%	1.1%	1.1%	0.0%	0.0%	0.0%	0.0%
10-14	0.6%	0.0%	0.0%	0.0%	0.0%	0.0%	0.0%	2.2%	0.0%	2.7%	0.0%	8.7%
15-19	1.2%	0.0%	0.0%	0.7%	0.0%	0.0%	1.1%	2.2%	4.9%	8.1%	0.0%	0.0%
20-24	2.0%	0.0%	0.0%	0.0%	0.8%	0.0%	3.3%	8.9%	8.2%	5.4%	0.0%	0.0%
25-29	5.0%	0.0%	0.0%	0.7%	2.4%	0.0%	2.2%	16.7%	19.7%	21.6%	3.0%	4.3%
30-34	8.0%	0.0%	1.7%	0.7%	4.7%	4.8%	15.2%	18.9%	34.4%	20.3%	2.0%	4.3%
35-39	10.0%	0.0%	3.4%	6.0%	7.9%	20.2%	16.3%	15.6%	13.1%	13.5%	13.9%	0.0%
40-44	19.8%	0.0%	17.7%	21.5%	31.5%	24.0%	25.0%	18.9%	9.8%	12.2%	20.8%	30.4%
45-49	23.5%	8.6%	29.1%	29.5%	30.7%	32.7%	21.7%	11.1%	3.3%	13.5%	29.7%	17.4%
50-54	14.3%	4.3%	22.9%	26.8%	15.0%	14.4%	5.4%	2.2%	1.6%	1.4%	21.8%	17.4%
55-59	5.6%	4.3%	12.6%	10.1%	3.9%	1.0%	5.4%	1.1%	1.6%	0.0%	5.9%	4.3%
60-64	4.2%	24.3%	7.4%	1.3%	1.6%	1.9%	2.2%	1.1%	3.3%	1.4%	2.0%	4.3%
65-69	2.3%	21.4%	2.9%	1.3%	0.0%	0.0%	1.1%	0.0%	0.0%	0.0%	0.0%	4.3%
70-74	2.0%	18.6%	1.7%	0.7%	1.6%	0.0%	0.0%	0.0%	0.0%	0.0%	1.0%	4.3%
>=75	1.5%	18.6%	0.6%	0.7%	0.0%	1.0%	0.0%	0.0%	0.0%	0.0%	0.0%	0.0%
Total # of vehicles	1066	70	175	149	127	104	92	90	61	74	101	23
Average speed	44.9	65.7	50.2	48.1	44.9	44.4	41.3	34.4	33.2	33.1	45.9	44.7
St. Dev.	11.6	9.3	7.6	7.4	7.4	7.0	9.9	10.0	9.4	10.1	7.2	14.2
85th percentile	55.0	75.0	57.9	53.8	51.0	50.0	49.0	44.7	42.0	45.0	53.0	54.7
Min	9.0	45.0	34.0	15.0	23.0	30.0	9.0	9.0	17.0	11.0	27.0	11.0
Max	88.0	88.0	75.0	75.0	74.0	78.0	67.0	64.0	62.0	63.0	70.0	71.0
Range	79.0	43.0	41.0	60.0	51.0	48.0	58.0	55.0	45.0	52.0	43.0	60.0

Vehicle Speed (0-25 FT Vehicles)	Hour											
	Total	19:00-20:00	20:00-21:00	21:00-22:00	22:00-23:00	23:00-00:00	00:00-01:00	01:00-02:00	02:00-03:00	03:00-04:00	04:00-05:00	05:00-06:00
MPH												
< 10	0.3%	0.0%	0.0%	0.0%	0.0%	0.0%	2.2%	2.7%	0.0%	0.0%	0.0%	0.0%
10-14	1.0%	0.0%	0.0%	0.0%	0.0%	0.0%	0.0%	5.4%	0.0%	8.7%	0.0%	11.8%
15-19	1.2%	0.0%	0.0%	1.1%	0.0%	0.0%	2.2%	5.4%	5.6%	8.7%	0.0%	0.0%
20-24	1.5%	0.0%	0.0%	0.0%	1.3%	0.0%	2.2%	16.2%	5.6%	0.0%	0.0%	0.0%
25-29	2.5%	0.0%	0.0%	1.1%	3.9%	0.0%	0.0%	10.8%	0.0%	21.7%	2.2%	5.9%
30-34	4.2%	0.0%	0.0%	1.1%	2.6%	2.2%	8.9%	10.8%	50.0%	17.4%	0.0%	0.0%
35-39	7.1%	0.0%	4.7%	4.4%	3.9%	13.3%	15.6%	8.1%	5.6%	8.7%	21.7%	0.0%
40-44	17.6%	0.0%	15.0%	16.7%	26.3%	28.9%	26.7%	24.3%	16.7%	8.7%	13.0%	29.4%
45-49	25.4%	9.1%	29.9%	28.9%	36.8%	28.9%	24.4%	10.8%	5.6%	21.7%	34.8%	11.8%
50-54	15.9%	4.5%	22.0%	27.8%	17.1%	17.8%	11.1%	2.7%	0.0%	0.0%	17.4%	17.6%
55-59	7.8%	4.5%	14.2%	13.3%	5.3%	2.2%	4.4%	2.7%	5.6%	0.0%	6.5%	5.9%
60-64	6.4%	24.2%	7.9%	2.2%	2.6%	4.4%	2.2%	0.0%	5.6%	4.3%	4.3%	5.9%
65-69	3.6%	21.2%	3.1%	2.2%	0.0%	0.0%	0.0%	0.0%	0.0%	0.0%	0.0%	5.9%
70-74	2.7%	18.2%	2.4%	0.0%	0.0%	0.0%	0.0%	0.0%	0.0%	0.0%	0.0%	5.9%
>=75	2.5%	18.2%	0.8%	1.1%	0.0%	2.2%	0.0%	0.0%	0.0%	0.0%	0.0%	0.0%
Total # of vehicles	590	66	127	90	76	45	45	37	18	23	46	17
Average speed	47.7	65.3	51.0	48.9	45.5	46.4	42.1	32.8	36.2	33.9	45.9	45
St. Dev.	12.1	9.1	7.7	8.1	7.0	8.0	10.0	12.0	10.7	13.1	6.9	16
85th percentile	60.0	75.0	59.0	55.0	52.0	52.8	50.4	44.6	44.8	47.0	53.0	58
Min	9.0	45.0	37.0	15.0	23.0	30.0	9.0	9.0	17.0	11.0	29.0	11.0
Max	82.0	82.0	75.0	75.0	62.0	78.0	63.0	56.0	62.0	63.0	60.0	71.0
Range	73.0	37.0	38.0	60.0	39.0	48.0	54.0	47.0	45.0	52.0	31.0	60.0

Vehicle Speed (25-50 FT Vehicles)	Hour											
	Total	19:00-20:00	20:00-21:00	21:00-22:00	22:00-23:00	23:00-00:00	00:00-01:00	01:00-02:00	02:00-03:00	03:00-04:00	04:00-05:00	05:00-06:00
MPH												
< 10	0.0%	0.0%	0.0%	0.0%	0.0%	0.0%	0.0%	0.0%	0.0%	0.0%	0.0%	0.0%
10-14	0.0%	0.0%	0.0%	0.0%	0.0%	0.0%	0.0%	0.0%	0.0%	0.0%	0.0%	0.0%
15-19	2.5%	0.0%	0.0%	0.0%	0.0%	0.0%	0.0%	0.0%	14.3%	18.8%	0.0%	0.0%
20-24	1.5%	0.0%	0.0%	0.0%	0.0%	0.0%	0.0%	5.3%	7.1%	6.3%	0.0%	0.0%
25-29	2.5%	0.0%	0.0%	0.0%	0.0%	0.0%	0.0%	10.5%	7.1%	12.5%	0.0%	0.0%
30-34	8.0%	0.0%	3.6%	0.0%	7.4%	4.3%	9.1%	21.1%	28.6%	12.5%	4.2%	0.0%
35-39	8.0%	0.0%	0.0%	3.1%	3.7%	8.7%	9.1%	21.1%	14.3%	18.8%	8.3%	0.0%
40-44	24.0%	0.0%	21.4%	28.1%	40.7%	13.0%	27.3%	26.3%	14.3%	18.8%	25.0%	0.0%
45-49	28.5%	0.0%	35.7%	37.5%	22.2%	47.8%	36.4%	15.8%	0.0%	12.5%	33.3%	50.0%
50-54	16.0%	0.0%	21.4%	21.9%	14.8%	26.1%	0.0%	0.0%	7.1%	0.0%	29.2%	50.0%
55-59	3.5%	0.0%	10.7%	6.3%	3.7%	0.0%	9.1%	0.0%	0.0%	0.0%	0.0%	0.0%
60-64	2.0%	25.0%	3.6%	0.0%	0.0%	0.0%	9.1%	0.0%	7.1%	0.0%	0.0%	0.0%
65-69	1.0%	25.0%	3.6%	0.0%	0.0%	0.0%	0.0%	0.0%	0.0%	0.0%	0.0%	0.0%
70-74	2.0%	25.0%	0.0%	3.1%	7.4%	0.0%	0.0%	0.0%	0.0%	0.0%	0.0%	0.0%
>=75	0.5%	25.0%	0.0%	0.0%	0.0%	0.0%	0.0%	0.0%	0.0%	0.0%	0.0%	0.0%
Total # of vehicles	200	4	28	32	27	23	11	19	14	16	24	2
Average speed	44.5	72.0	48.5	48.0	46.2	46.0	46.4	36.6	34.9	32.5	45.9	48.0
St. Dev.	10.2	11.4	6.5	6.1	9.6	5.4	8.9	7.4	12.4	10.2	5.7	2.8
85th percentile	52.0	80.8	54.9	53.0	52.2	50.7	53.0	43.6	44.4	43.5	52.6	49.4
Min	16.0	62.0	34.0	38.0	31.0	34.0	30.0	20.0	19.0	16.0	33.0	46.0
Max	88.0	88.0	65.0	70.0	74.0	54.0	64.0	47.0	62.0	46.0	54.0	50.0
Range	72.0	26.0	31.0	32.0	43.0	20.0	34.0	27.0	43.0	30.0	21.0	4.0

Vehicle Speed (50-75 FT Vehicles)	Hour											
	Total	19:00-20:00	20:00-21:00	21:00-22:00	22:00-23:00	23:00-00:00	00:00-01:00	01:00-02:00	02:00-03:00	03:00-04:00	04:00-05:00	05:00-06:00
MPH												
< 10	0.0%	0.0%	0.0%	0.0%	0.0%	0.0%	0.0%	0.0%	0.0%	0.0%	0.0%	0.0%
10-14	0.0%	0.0%	0.0%	0.0%	0.0%	0.0%	0.0%	0.0%	0.0%	0.0%	0.0%	0.0%
15-19	0.0%	0.0%	0.0%	0.0%	0.0%	0.0%	0.0%	0.0%	0.0%	0.0%	0.0%	0.0%
20-24	5.0%	0.0%	0.0%	0.0%	0.0%	9.5%	0.0%	15.0%	15.0%	0.0%	0.0%	
25-29	15.0%	0.0%	0.0%	0.0%	0.0%	4.8%	42.9%	50.0%	25.0%	11.1%	0.0%	
30-34	16.9%	14.3%	0.0%	15.4%	10.0%	33.3%	21.4%	25.0%	30.0%	0.0%	0.0%	
35-39	18.8%	0.0%	16.7%	30.8%	50.0%	23.8%	14.3%	5.0%	15.0%	11.1%	0.0%	
40-44	19.4%	35.7%	33.3%	38.5%	10.0%	14.3%	7.1%	0.0%	5.0%	38.9%	50.0%	
45-49	15.6%	21.4%	16.7%	15.4%	25.0%	14.3%	7.1%	5.0%	10.0%	22.2%	50.0%	
50-54	8.8%	21.4%	33.3%	0.0%	5.0%	0.0%	7.1%	0.0%	0.0%	16.7%	0.0%	
55-59	0.6%	7.1%	0.0%	0.0%	0.0%	0.0%	0.0%	0.0%	0.0%	0.0%	0.0%	
60-64	0.0%	0.0%	0.0%	0.0%	0.0%	0.0%	0.0%	0.0%	0.0%	0.0%	0.0%	
65-69	0.0%	0.0%	0.0%	0.0%	0.0%	0.0%	0.0%	0.0%	0.0%	0.0%	0.0%	
70-74	0.0%	0.0%	0.0%	0.0%	0.0%	0.0%	0.0%	0.0%	0.0%	0.0%	0.0%	
>=75	0.0%	0.0%	0.0%	0.0%	0.0%	0.0%	0.0%	0.0%	0.0%	0.0%	0.0%	
Total # of vehicles	160	14	18	13	20	21	14	20	20	18	2	
Average speed	37.7	44.7	44.9	39.8	39.8	35.6	33.4	29.0	31.6	42.7	44.0	
St. Dev.	8.5	6.7	5.9	4.5	5.9	7.3	8.2	5.9	7.1	7.4	1.4	
85th percentile	47.0	52.1	51.0	44.4	46.3	44.0	40.4	34.0	38.3	50.4	44.7	
Min	20.0	34.0	35.0	34.0	31.0	20.0	25.0	21.0	21.0	27.0	43.0	
Max	55.0	55.0	53.0	46.0	51.0	48.0	50.0	46.0	46.0	54.0	45.0	
Range	35.0	21.0	18.0	12.0	20.0	28.0	25.0	25.0	25.0	27.0	2.0	

Vehicle Speed (+75 FT Vehicles)	Hour											
	Total	19:00-20:00	20:00-21:00	21:00-22:00	22:00-23:00	23:00-00:00	00:00-01:00	01:00-02:00	02:00-03:00	03:00-04:00	04:00-05:00	05:00-06:00
MPH												
< 10	0.0%	0.0%	0.0%	0.0%	0.0%	0.0%	0.0%	0.0%	0.0%	0.0%	0.0%	0.0%
10-14	0.0%	0.0%	0.0%	0.0%	0.0%	0.0%	0.0%	0.0%	0.0%	0.0%	0.0%	0.0%
15-19	0.9%	0.0%	0.0%	0.0%	0.0%	0.0%	0.0%	0.0%	0.0%	6.7%	0.0%	0.0%
20-24	0.9%	0.0%	0.0%	0.0%	0.0%	0.0%	0.0%	5.0%	0.0%	0.0%	0.0%	0.0%
25-29	7.8%	0.0%	0.0%	0.0%	0.0%	6.7%	6.7%	15.0%	11.1%	26.7%	0.0%	0.0%
30-34	14.7%	0.0%	0.0%	0.0%	6.3%	13.3%	13.3%	30.0%	33.3%	20.0%	7.7%	50.0%
35-39	16.4%	0.0%	11.1%	18.2%	18.8%	13.3%	25.0%	44.4%	13.3%	0.0%	0.0%	0.0%
40-44	24.1%	16.7%	22.2%	36.4%	43.8%	33.3%	10.0%	11.1%	20.0%	15.4%	50.0%	0.0%
45-49	15.5%	0.0%	33.3%	27.3%	31.3%	13.3%	10.0%	0.0%	6.7%	15.4%	0.0%	0.0%
50-54	10.3%	50.0%	22.2%	18.2%	0.0%	0.0%	0.0%	0.0%	6.7%	30.8%	0.0%	0.0%
55-59	5.2%	0.0%	11.1%	0.0%	0.0%	13.3%	0.0%	0.0%	0.0%	23.1%	0.0%	0.0%
60-64	2.6%	33.3%	0.0%	0.0%	0.0%	0.0%	5.0%	0.0%	0.0%	0.0%	0.0%	0.0%
65-69	0.9%	0.0%	0.0%	0.0%	0.0%	6.7%	0.0%	0.0%	0.0%	0.0%	0.0%	0.0%
70-74	0.9%	0.0%	0.0%	0.0%	0.0%	0.0%	0.0%	0.0%	0.0%	7.7%	0.0%	0.0%
>=75	0.0%	0.0%	0.0%	0.0%	0.0%	0.0%	0.0%	0.0%	0.0%	0.0%	0.0%	0.0%
Total # of vehicles	116	6	9	11	16	15	20	9	15	13	2	
Average speed	41.6	54.2	47.2	43.7	42.2	43.1	36.2	34.1	34.7	50.0	36.5	
St. Dev.	9.5	6.3	6.1	4.5	4.0	10.8	9.0	4.7	8.4	9.0	7.8	
85th percentile	51.0	61.0	50.8	48.5	46.8	54.4	40.9	37.8	43.9	56.0	40.4	
Min	19.0	44.0	39.0	38.0	34.0	26.0	21.0	25.0	19.0	33.0	31.0	
Max	70.0	61.0	59.0	51.0	49.0	67.0	64.0	41.0	50.0	70.0	42.0	
Range	51.0	17.0	20.0	13.0	15.0	41.0	43.0	16.0	31.0	37.0	11.0	

Day 5 Reference

Vehicle Speed (all vehicles)	Hour										
	Total	19:00-20:00	20:00-21:00	21:00-22:00	22:00-23:00	23:00-00:00	00:00-01:00	01:00-02:00	02:00-03:00	03:00-04:00	04:00-05:00
MPH											
< 10	0.0%	0.0%	0.0%	0.0%	0.0%	0.0%	0.0%	0.0%	0.0%	0.0%	0.0%
10-14	0.0%	0.0%	0.0%	0.0%	0.0%	0.0%	0.0%	0.0%	0.0%	0.0%	0.0%
15-19	0.0%	0.0%	0.0%	0.0%	0.0%	0.0%	0.0%	0.0%	0.0%	0.0%	0.0%
20-24	0.1%	0.0%	0.0%	0.0%	0.0%	0.0%	0.0%	0.0%	0.0%	0.0%	2.7%
25-29	0.0%	0.0%	0.0%	0.0%	0.0%	0.0%	0.0%	0.0%	0.0%	0.0%	0.0%
30-34	0.1%	0.0%	0.0%	0.0%	0.0%	0.0%	1.2%	0.0%	0.0%	0.0%	0.0%
35-39	0.4%	0.4%	0.0%	1.3%	0.0%	0.0%	1.2%	0.0%	0.0%	1.2%	0.0%
40-44	1.4%	0.7%	0.8%	0.7%	4.8%	1.8%	2.3%	1.4%	1.4%	0.0%	0.0%
45-49	4.8%	2.9%	2.0%	4.0%	6.5%	5.5%	5.8%	7.0%	12.9%	6.0%	8.1%
50-54	10.3%	7.5%	10.4%	8.1%	16.1%	11.0%	15.1%	9.9%	11.4%	8.4%	8.1%
55-59	18.9%	11.5%	17.2%	14.8%	17.7%	19.3%	27.9%	38.0%	20.0%	31.3%	18.9%
60-64	18.0%	16.8%	18.0%	16.8%	11.3%	25.7%	22.1%	23.9%	18.6%	18.1%	10.8%
65-69	16.3%	17.2%	12.8%	20.8%	17.7%	20.2%	12.8%	9.9%	17.1%	13.3%	24.3%
70-74	14.3%	21.5%	20.4%	14.8%	12.1%	4.6%	2.3%	7.0%	7.1%	12.0%	13.5%
>=75	15.5%	21.5%	18.4%	18.8%	13.7%	11.9%	9.3%	2.8%	11.4%	9.6%	13.5%
Total # of vehicles	1258	279	250	149	124	109	86	71	70	83	37
Average speed	63.9	66.9	65.5	65.4	62.3	62.6	59.7	59.3	61.6	61.8	62.8
St. Dev.	10.3	9.9	9.7	10.6	11.3	9.7	9.5	7.0	10.9	9.1	11.9
85th percentile	75.0	77.0	76.0	76.0	74.0	71.6	68.3	66.0	72.0	72.7	72.8
Min	23.0	36.0	43.0	37.0	41.0	41.0	33.0	42.0	43.0	35.0	23.0
Max	103.0	97.0	94.0	103.0	96.0	94.0	87.0	76.0	97.0	87.0	86.0
Range	80.0	61.0	51.0	66.0	55.0	53.0	54.0	34.0	54.0	52.0	63.0

Vehicle Speed (0-25 FT Vehicles)	Hour										
	Total	19:00-20:00	20:00-21:00	21:00-22:00	22:00-23:00	23:00-00:00	00:00-01:00	01:00-02:00	02:00-03:00	03:00-04:00	04:00-05:00
MPH											
< 10	0.0%	0.0%	0.0%	0.0%	0.0%	0.0%	0.0%	0.0%	0.0%	0.0%	0.0%
10-14	0.0%	0.0%	0.0%	0.0%	0.0%	0.0%	0.0%	0.0%	0.0%	0.0%	0.0%
15-19	0.0%	0.0%	0.0%	0.0%	0.0%	0.0%	0.0%	0.0%	0.0%	0.0%	0.0%
20-24	0.2%	0.0%	0.0%	0.0%	0.0%	0.0%	0.0%	0.0%	0.0%	0.0%	4.2%
25-29	0.0%	0.0%	0.0%	0.0%	0.0%	0.0%	0.0%	0.0%	0.0%	0.0%	0.0%
30-34	0.2%	0.0%	0.0%	0.0%	0.0%	0.0%	3.8%	0.0%	0.0%	0.0%	0.0%
35-39	0.6%	0.0%	0.0%	2.1%	0.0%	0.0%	3.8%	0.0%	0.0%	5.3%	0.0%
40-44	0.9%	0.5%	1.3%	0.0%	1.6%	1.9%	0.0%	5.9%	0.0%	0.0%	0.0%
45-49	0.6%	1.1%	0.0%	0.0%	0.0%	1.9%	0.0%	0.0%	4.5%	0.0%	0.0%
50-54	2.7%	3.3%	3.2%	3.2%	4.8%	0.0%	0.0%	0.0%	4.5%	0.0%	0.0%
55-59	7.2%	3.8%	8.3%	7.4%	6.3%	7.7%	11.5%	23.5%	0.0%	5.3%	16.7%
60-64	15.4%	14.8%	16.7%	11.7%	12.7%	26.9%	11.5%	23.5%	22.7%	5.3%	8.3%
65-69	24.4%	22.4%	16.0%	28.7%	27.0%	32.7%	38.5%	11.8%	31.8%	26.3%	37.5%
70-74	22.1%	26.8%	28.8%	18.1%	22.2%	7.7%	3.8%	23.5%	9.1%	31.6%	12.5%
>=75	25.8%	27.3%	25.6%	28.7%	25.4%	21.2%	26.9%	11.8%	27.3%	26.3%	20.8%
Total # of vehicles	656	183	156	94	63	52	26	17	22	19	24
Average speed	69.0	70.0	69.2	69.4	69.3	67.9	66.5	64.4	69.0	68.7	66.1
St. Dev.	9.5	8.7	8.5	10.0	9.9	9.4	12.3	8.8	10.3	10.2	12.4
85th percentile	77.0	78.0	77.0	78.1	78.1	77.0	76.8	73.6	77.9	76.0	75.6
Min	23.0	41.0	43.0	37.0	41.0	44.0	33.0	42.0	49.0	35.0	23.0
Max	103.0	97.0	94.0	103.0	96.0	94.0	87.0	76.0	94.0	81.0	86.0
Range	80.0	56.0	51.0	66.0	55.0	50.0	54.0	34.0	45.0	46.0	63.0

		Hour									
Vehicle Speed (25-50 FT Vehicles)	Total	19:00-20:00	20:00-21:00	21:00-22:00	22:00-23:00	23:00-00:00	00:00-01:00	01:00-02:00	02:00-03:00	03:00-04:00	04:00-05:00
		MPH									
< 10	0.0%	0.0%	0.0%	0.0%	0.0%	0.0%	0.0%	0.0%	0.0%	0.0%	0.0%
10-14	0.0%	0.0%	0.0%	0.0%	0.0%	0.0%	0.0%	0.0%	0.0%	0.0%	0.0%
15-19	0.0%	0.0%	0.0%	0.0%	0.0%	0.0%	0.0%	0.0%	0.0%	0.0%	0.0%
20-24	0.0%	0.0%	0.0%	0.0%	0.0%	0.0%	0.0%	0.0%	0.0%	0.0%	0.0%
25-29	0.0%	0.0%	0.0%	0.0%	0.0%	0.0%	0.0%	0.0%	0.0%	0.0%	0.0%
30-34	0.0%	0.0%	0.0%	0.0%	0.0%	0.0%	0.0%	0.0%	0.0%	0.0%	0.0%
35-39	0.4%	2.1%	0.0%	0.0%	0.0%	0.0%	0.0%	0.0%	0.0%	0.0%	0.0%
40-44	0.4%	0.0%	0.0%	0.0%	4.2%	0.0%	0.0%	0.0%	0.0%	0.0%	0.0%
45-49	6.0%	6.4%	5.9%	0.0%	16.7%	7.7%	5.0%	0.0%	9.1%	2.9%	0.0%
50-54	14.9%	12.8%	19.6%	4.3%	25.0%	7.7%	20.0%	16.7%	13.6%	11.4%	50.0%
55-59	26.5%	12.8%	27.5%	34.8%	20.8%	34.6%	35.0%	27.8%	18.2%	37.1%	0.0%
60-64	24.6%	19.1%	17.6%	34.8%	12.5%	26.9%	40.0%	38.9%	27.3%	25.7%	0.0%
65-69	11.6%	10.6%	9.8%	17.4%	16.7%	15.4%	0.0%	11.1%	13.6%	11.4%	0.0%
70-74	9.0%	21.3%	7.8%	8.7%	4.2%	3.8%	0.0%	5.6%	9.1%	5.7%	50.0%
>=75	6.7%	14.9%	11.8%	0.0%	0.0%	3.8%	0.0%	0.0%	9.1%	5.7%	0.0%
Total # of vehicles	268	47	51	23	24	26	20	18	22	35	2
Average speed	60.8	63.2	61.3	61.8	56.3	60.0	57.4	60.4	62.2	61.0	62.0
St. Dev.	8.5	10.1	9.8	5.5	8.0	6.6	4.4	5.1	10.7	7.7	11.3
85th percentile	70.0	73.2	72.5	68.0	65.0	66.5	62.0	64.5	71.1	67.9	67.6
Min	36.0	36.0	48.0	52.0	41.0	46.0	48.0	53.0	46.0	46.0	54.0
Max	97.0	81.0	91.0	72.0	73.0	76.0	63.0	70.0	97.0	87.0	70.0
Range	61.0	45.0	43.0	20.0	32.0	30.0	15.0	17.0	51.0	41.0	16.0

		Hour									
Vehicle Speed (50-75 FT Vehicles)	Total	19:00-20:00	20:00-21:00	21:00-22:00	22:00-23:00	23:00-00:00	00:00-01:00	01:00-02:00	02:00-03:00	03:00-04:00	04:00-05:00
		MPH									
< 10	0.0%	0.0%	0.0%	0.0%	0.0%	0.0%	0.0%	0.0%	0.0%	0.0%	0.0%
10-14	0.0%	0.0%	0.0%	0.0%	0.0%	0.0%	0.0%	0.0%	0.0%	0.0%	0.0%
15-19	0.0%	0.0%	0.0%	0.0%	0.0%	0.0%	0.0%	0.0%	0.0%	0.0%	0.0%
20-24	0.0%	0.0%	0.0%	0.0%	0.0%	0.0%	0.0%	0.0%	0.0%	0.0%	0.0%
25-29	0.0%	0.0%	0.0%	0.0%	0.0%	0.0%	0.0%	0.0%	0.0%	0.0%	0.0%
30-34	0.0%	0.0%	0.0%	0.0%	0.0%	0.0%	0.0%	0.0%	0.0%	0.0%	0.0%
35-39	0.0%	0.0%	0.0%	0.0%	0.0%	0.0%	0.0%	0.0%	0.0%	0.0%	0.0%
40-44	3.4%	2.8%	0.0%	0.0%	16.7%	5.9%	3.6%	0.0%	5.3%	0.0%	0.0%
45-49	14.2%	8.3%	5.9%	25.0%	12.5%	11.8%	10.7%	16.7%	26.3%	16.7%	25.0%
50-54	23.7%	19.4%	32.4%	33.3%	25.0%	29.4%	21.4%	16.7%	21.1%	11.1%	25.0%
55-59	36.2%	33.3%	35.3%	16.7%	33.3%	29.4%	42.9%	58.3%	31.6%	50.0%	25.0%
60-64	15.1%	25.0%	17.6%	20.8%	4.2%	23.5%	17.9%	8.3%	0.0%	11.1%	12.5%
65-69	3.0%	5.6%	5.9%	0.0%	4.2%	0.0%	0.0%	0.0%	10.5%	0.0%	0.0%
70-74	3.4%	2.8%	2.9%	4.2%	0.0%	0.0%	3.6%	0.0%	5.3%	11.1%	12.5%
>=75	0.9%	2.8%	0.0%	0.0%	4.2%	0.0%	0.0%	0.0%	0.0%	0.0%	0.0%
Total # of vehicles	232	36	34	24	24	17	28	24	19	18	8
Average speed	55.6	57.8	56.0	54.6	54.0	54.3	55.8	54.6	54.4	56.8	55.6
St. Dev.	6.7	7.7	5.3	6.6	8.2	6.2	5.5	4.4	7.4	7.4	8.6
85th percentile	61.4	63.0	60.0	61.1	58.6	60.6	61.9	59.0	60.8	60.0	62.8
Min	41.0	43.0	45.0	45.0	43.0	41.0	44.0	45.0	43.0	45.0	45.0
Max	83.0	83.0	70.0	74.0	80.0	64.0	70.0	62.0	70.0	74.0	71.0
Range	42.0	40.0	25.0	29.0	37.0	23.0	26.0	17.0	27.0	29.0	26.0

Vehicle Speed (+75 FT Vehicles)	Hour										
	Total	19:00-20:00	20:00-21:00	21:00-22:00	22:00-23:00	23:00-00:00	00:00-01:00	01:00-02:00	02:00-03:00	03:00-04:00	04:00-05:00
MPH											
< 10	0.0%	0.0%	0.0%	0.0%	0.0%	0.0%	0.0%	0.0%	0.0%	0.0%	0.0%
10-14	0.0%	0.0%	0.0%	0.0%	0.0%	0.0%	0.0%	0.0%	0.0%	0.0%	0.0%
15-19	0.0%	0.0%	0.0%	0.0%	0.0%	0.0%	0.0%	0.0%	0.0%	0.0%	0.0%
20-24	0.0%	0.0%	0.0%	0.0%	0.0%	0.0%	0.0%	0.0%	0.0%	0.0%	0.0%
25-29	0.0%	0.0%	0.0%	0.0%	0.0%	0.0%	0.0%	0.0%	0.0%	0.0%	0.0%
30-34	0.0%	0.0%	0.0%	0.0%	0.0%	0.0%	0.0%	0.0%	0.0%	0.0%	0.0%
35-39	0.0%	0.0%	0.0%	0.0%	0.0%	0.0%	0.0%	0.0%	0.0%	0.0%	0.0%
40-44	2.0%	0.0%	0.0%	12.5%	0.0%	0.0%	8.3%	0.0%	0.0%	0.0%	0.0%
45-49	6.9%	0.0%	0.0%	0.0%	7.7%	7.1%	8.3%	8.3%	14.3%	9.1%	33.3%
50-54	15.7%	15.4%	0.0%	0.0%	38.5%	35.7%	25.0%	0.0%	0.0%	9.1%	0.0%
55-59	35.3%	53.8%	44.4%	37.5%	38.5%	21.4%	16.7%	33.3%	57.1%	27.3%	33.3%
60-64	24.5%	15.4%	44.4%	12.5%	15.4%	21.4%	25.0%	33.3%	28.6%	27.3%	33.3%
65-69	6.9%	0.0%	0.0%	0.0%	0.0%	7.1%	8.3%	25.0%	0.0%	18.2%	0.0%
70-74	2.9%	0.0%	11.1%	25.0%	0.0%	0.0%	0.0%	0.0%	0.0%	0.0%	0.0%
>=75	5.9%	15.4%	0.0%	12.5%	0.0%	7.1%	8.3%	0.0%	0.0%	9.1%	0.0%
Total # of vehicles	102	13	9	8	13	14	12	12	7	11	3
Average speed	58.7	61.0	60.7	61.0	54.5	57.7	58.3	59.9	56.6	60.4	56.3
St. Dev.	7.5	8.7	4.8	11.2	4.4	7.4	9.6	5.7	4.9	7.9	7.5
85th percentile	64.9	66.2	62.8	70.0	57.8	63.1	63.1	65.7	61.2	65.5	61.6
Min	40.0	51.0	55.0	40.0	48.0	47.0	44.0	48.0	48.0	48.0	49.0
Max	82.0	82.0	71.0	76.0	63.0	76.0	82.0	69.0	63.0	77.0	64.0
Range	42.0	31.0	16.0	36.0	15.0	29.0	38.0	21.0	15.0	29.0	15.0

Day 5 End of Taper

Vehicle Speed (all vehicles)	Hour										
	Total	19:00-20:00	20:00-21:00	21:00-22:00	22:00-23:00	23:00-00:00	00:00-01:00	01:00-02:00	02:00-03:00	03:00-04:00	04:00-05:00
MPH											
< 10	0.0%	0.0%	0.0%	0.0%	0.0%	0.0%	0.0%	0.0%	0.0%	0.0%	0.0%
10-14	0.1%	0.0%	0.0%	0.0%	0.0%	0.0%	0.0%	0.0%	0.0%	0.0%	0.0%
15-19	0.2%	0.0%	0.0%	0.0%	0.0%	0.0%	0.0%	2.6%	0.0%	0.0%	0.0%
20-24	0.1%	0.0%	0.0%	0.0%	0.8%	0.0%	0.0%	0.0%	0.0%	0.0%	0.0%
25-29	0.4%	0.4%	0.4%	0.0%	1.5%	0.0%	1.1%	0.0%	0.0%	0.0%	0.0%
30-34	2.3%	2.2%	2.2%	3.9%	2.3%	4.6%	1.1%	0.0%	1.5%	1.1%	2.6%
35-39	7.6%	3.6%	7.6%	12.9%	16.9%	16.5%	2.2%	2.6%	0.0%	2.2%	5.1%
40-44	19.4%	15.6%	24.0%	27.1%	25.4%	25.7%	10.1%	14.5%	10.8%	14.1%	5.1%
45-49	35.2%	38.2%	41.8%	39.4%	30.8%	30.3%	36.0%	32.9%	30.8%	22.8%	20.5%
50-54	23.2%	26.2%	18.9%	14.2%	15.4%	16.5%	27.0%	31.6%	41.5%	31.5%	38.5%
55-59	7.2%	7.6%	3.3%	1.3%	6.2%	5.5%	13.5%	10.5%	6.2%	17.4%	20.5%
60-64	2.2%	3.3%	0.0%	1.3%	0.0%	0.0%	5.6%	1.3%	4.6%	8.7%	2.6%
65-69	1.2%	2.5%	0.4%	0.0%	0.0%	0.0%	3.4%	2.6%	3.1%	1.1%	0.0%
70-74	0.5%	0.4%	0.7%	0.0%	0.0%	0.0%	0.0%	0.0%	1.5%	1.1%	5.1%
>=75	0.4%	0.0%	0.7%	0.0%	0.8%	0.9%	0.0%	1.3%	0.0%	0.0%	0.0%
Total # of vehicles	1306	275	275	155	130	109	89	76	65	92	39
Average speed	47.4	48.8	46.3	44.8	44.5	45.0	50.0	49.1	50.0	51.3	51.9
St. Dev.	7.1	6.6	6.0	5.4	7.2	6.8	7.0	8.5	6.1	6.8	7.9
85th percentile	53.0	54.0	51.0	50.0	51.7	50.8	56.0	54.8	54.4	58.0	58.0
Min	11.0	29.0	28.0	31.0	21.0	30.0	28.0	16.0	34.0	32.0	31.0
Max	81.0	72.0	77.0	62.0	77.0	76.0	69.0	81.0	70.0	70.0	73.0
Range	70.0	43.0	49.0	31.0	56.0	46.0	41.0	65.0	36.0	38.0	42.0

Vehicle Speed (0-25 FT Vehicles)	Hour										
	Total	19:00-20:00	20:00-21:00	21:00-22:00	22:00-23:00	23:00-00:00	00:00-01:00	01:00-02:00	02:00-03:00	03:00-04:00	04:00-05:00
MPH											
< 10	0.0%	0.0%	0.0%	0.0%	0.0%	0.0%	0.0%	0.0%	0.0%	0.0%	0.0%
10-14	0.1%	0.0%	0.0%	0.0%	0.0%	0.0%	0.0%	0.0%	0.0%	0.0%	0.0%
15-19	0.1%	0.0%	0.0%	0.0%	0.0%	0.0%	0.0%	4.5%	0.0%	0.0%	0.0%
20-24	0.1%	0.0%	0.0%	0.0%	1.4%	0.0%	0.0%	0.0%	0.0%	0.0%	0.0%
25-29	0.3%	0.0%	0.0%	0.0%	1.4%	0.0%	3.6%	0.0%	0.0%	0.0%	0.0%
30-34	2.5%	2.1%	1.6%	3.8%	1.4%	5.4%	3.6%	0.0%	4.3%	0.0%	5.0%
35-39	5.5%	2.1%	5.4%	9.5%	5.6%	10.7%	7.1%	0.0%	0.0%	6.7%	10.0%
40-44	17.5%	12.0%	22.8%	24.8%	22.2%	14.3%	7.1%	18.2%	8.7%	16.7%	0.0%
45-49	34.6%	35.6%	42.4%	39.0%	36.1%	39.3%	25.0%	27.3%	0.0%	10.0%	10.0%
50-54	24.7%	30.4%	22.3%	19.0%	20.8%	17.9%	14.3%	18.2%	65.2%	23.3%	35.0%
55-59	8.1%	9.4%	3.8%	1.9%	9.7%	10.7%	14.3%	18.2%	0.0%	20.0%	25.0%
60-64	3.0%	4.2%	0.0%	1.9%	0.0%	0.0%	14.3%	0.0%	8.7%	16.7%	5.0%
65-69	2.2%	3.7%	0.5%	0.0%	0.0%	0.0%	10.7%	9.1%	8.7%	3.3%	0.0%
70-74	0.8%	0.5%	0.5%	0.0%	0.0%	0.0%	0.0%	0.0%	4.3%	3.3%	10.0%
>=75	0.5%	0.0%	0.5%	0.0%	1.4%	1.8%	0.0%	4.5%	0.0%	0.0%	0.0%
Total # of vehicles	732	191	184	105	72	56	28	22	23	30	20
Average speed	48.3	49.9	46.9	45.8	46.7	46.9	51.4	51.0	52.7	52.9	52.7
St. Dev.	7.5	6.8	5.6	5.6	7.4	7.6	10.7	11.9	7.9	8.7	10.2
85th percentile	54.0	55.0	51.0	51.4	52.4	53.5	62.9	58.0	60.0	63.0	58.3
Min	11.0	32.0	31.0	33.0	21.0	30.0	28.0	18.0	34.0	35.0	31.0
Max	81.0	72.0	76.0	62.0	77.0	76.0	69.0	81.0	70.0	70.0	73.0
Range	70.0	40.0	45.0	29.0	56.0	46.0	41.0	63.0	36.0	35.0	42.0

Vehicle Speed (25-50 FT Vehicles)	Hour										
	Total	19:00-20:00	20:00-21:00	21:00-22:00	22:00-23:00	23:00-00:00	00:00-01:00	01:00-02:00	02:00-03:00	03:00-04:00	04:00-05:00
MPH											
< 10	0.0%	0.0%	0.0%	0.0%	0.0%	0.0%	0.0%	0.0%	0.0%	0.0%	0.0%
10-14	0.0%	0.0%	0.0%	0.0%	0.0%	0.0%	0.0%	0.0%	0.0%	0.0%	0.0%
15-19	0.4%	0.0%	0.0%	0.0%	0.0%	0.0%	0.0%	6.7%	0.0%	0.0%	0.0%
20-24	0.0%	0.0%	0.0%	0.0%	0.0%	0.0%	0.0%	0.0%	0.0%	0.0%	0.0%
25-29	0.4%	0.0%	0.0%	0.0%	4.3%	0.0%	0.0%	0.0%	0.0%	0.0%	0.0%
30-34	0.0%	0.0%	0.0%	0.0%	0.0%	0.0%	0.0%	0.0%	0.0%	0.0%	0.0%
35-39	7.5%	18.2%	9.8%	13.0%	8.7%	20.8%	0.0%	6.7%	0.0%	0.0%	0.0%
40-44	20.4%	20.4%	23.0%	34.8%	30.4%	33.3%	11.1%	0.0%	11.1%	13.3%	11.1%
45-49	40.1%	46.9%	47.5%	47.8%	34.8%	25.0%	37.0%	33.3%	38.9%	36.7%	22.2%
50-54	22.2%	18.4%	13.1%	4.3%	17.4%	20.8%	33.3%	40.0%	33.3%	33.3%	44.4%
55-59	7.2%	4.1%	3.3%	0.0%	4.3%	0.0%	14.8%	13.3%	16.7%	13.3%	22.2%
60-64	1.1%	2.0%	0.0%	0.0%	0.0%	0.0%	3.7%	0.0%	0.0%	3.3%	0.0%
65-69	0.0%	0.0%	0.0%	0.0%	0.0%	0.0%	0.0%	0.0%	0.0%	0.0%	0.0%
70-74	0.4%	0.0%	1.6%	0.0%	0.0%	0.0%	0.0%	0.0%	0.0%	0.0%	0.0%
>=75	0.4%	0.0%	1.6%	0.0%	0.0%	0.0%	0.0%	0.0%	0.0%	0.0%	0.0%
Total # of vehicles	279	49	61	23	23	24	27	15	18	30	9
Average speed	47.3	47.0	46.6	44.3	45.0	44.7	50.0	47.8	49.1	50.4	51.2
St. Dev.	6.1	5.0	6.6	3.6	6.8	5.3	4.6	9.9	4.5	5.3	4.6
85th percentile	53.0	52.0	50.0	47.7	52.7	50.0	55.0	53.9	53.9	55.3	55.6
Min	16.0	37.0	36.0	35.0	26.0	36.0	43.0	16.0	41.0	40.0	44.0
Max	77.0	61.0	77.0	50.0	57.0	54.0	62.0	57.0	57.0	63.0	58.0
Range	61.0	24.0	41.0	15.0	31.0	18.0	19.0	41.0	16.0	23.0	14.0

Vehicle Speed (50-75 FT Vehicles)	Hour										
	Total	19:00-20:00	20:00-21:00	21:00-22:00	22:00-23:00	23:00-00:00	00:00-01:00	01:00-02:00	02:00-03:00	03:00-04:00	04:00-05:00
MPH											
< 10	0.0%	0.0%	0.0%	0.0%	0.0%	0.0%	0.0%	0.0%	0.0%	0.0%	0.0%
10-14	0.0%	0.0%	0.0%	0.0%	0.0%	0.0%	0.0%	0.0%	0.0%	0.0%	0.0%
15-19	0.0%	0.0%	0.0%	0.0%	0.0%	0.0%	0.0%	0.0%	0.0%	0.0%	0.0%
20-24	0.0%	0.0%	0.0%	0.0%	0.0%	0.0%	0.0%	0.0%	0.0%	0.0%	0.0%
25-29	1.1%	4.3%	5.0%	0.0%	0.0%	0.0%	0.0%	0.0%	0.0%	0.0%	0.0%
30-34	5.0%	4.3%	15.0%	11.8%	12.5%	5.9%	0.0%	0.0%	0.0%	0.0%	0.0%
35-39	13.4%	0.0%	25.0%	29.4%	56.3%	29.4%	0.0%	0.0%	0.0%	0.0%	0.0%
40-44	23.5%	30.4%	30.0%	17.6%	12.5%	41.2%	14.3%	26.9%	20.0%	16.7%	16.7%
45-49	32.4%	39.1%	15.0%	41.2%	18.8%	11.8%	38.1%	42.3%	66.7%	16.7%	33.3%
50-54	20.1%	17.4%	10.0%	0.0%	0.0%	11.8%	42.9%	26.9%	13.3%	38.9%	50.0%
55-59	4.5%	4.3%	0.0%	0.0%	0.0%	0.0%	4.8%	3.8%	0.0%	27.8%	0.0%
60-64	0.0%	0.0%	0.0%	0.0%	0.0%	0.0%	0.0%	0.0%	0.0%	0.0%	0.0%
65-69	0.0%	0.0%	0.0%	0.0%	0.0%	0.0%	0.0%	0.0%	0.0%	0.0%	0.0%
70-74	0.0%	0.0%	0.0%	0.0%	0.0%	0.0%	0.0%	0.0%	0.0%	0.0%	0.0%
>=75	0.0%	0.0%	0.0%	0.0%	0.0%	0.0%	0.0%	0.0%	0.0%	0.0%	0.0%
Total # of vehicles	179	23	20	17	16	17	21	26	15	18	6
Average speed	44.9	45.5	40.4	41.3	38.2	41.5	48.3	47.5	46.6	51.1	50.0
St. Dev.	6.3	6.2	6.7	5.1	4.2	5.0	4.1	4.6	2.5	4.8	4.0
85th percentile	51.0	50.7	46.3	46.6	44.0	45.6	51.0	53.0	48.0	55.9	53.3
Min	28.0	29.0	28.0	31.0	33.0	33.0	40.0	40.0	42.0	43.0	44.0
Max	59.0	58.0	52.0	48.0	46.0	52.0	56.0	57.0	51.0	59.0	54.0
Range	31.0	29.0	24.0	17.0	13.0	19.0	16.0	17.0	9.0	16.0	10.0

Vehicle Speed (+75 FT Vehicles)	Hour										
	Total	19:00-20:00	20:00-21:00	21:00-22:00	22:00-23:00	23:00-00:00	00:00-01:00	01:00-02:00	02:00-03:00	03:00-04:00	04:00-05:00
MPH											
< 10	0.0%	0.0%	0.0%	0.0%	0.0%	0.0%	0.0%	0.0%	0.0%	0.0%	0.0%
10-14	0.0%	0.0%	0.0%	0.0%	0.0%	0.0%	0.0%	0.0%	0.0%	0.0%	0.0%
15-19	0.0%	0.0%	0.0%	0.0%	0.0%	0.0%	0.0%	0.0%	0.0%	0.0%	0.0%
20-24	0.0%	0.0%	0.0%	0.0%	0.0%	0.0%	0.0%	0.0%	0.0%	0.0%	0.0%
25-29	0.0%	0.0%	0.0%	0.0%	0.0%	0.0%	0.0%	0.0%	0.0%	0.0%	0.0%
30-34	2.6%	8.3%	0.0%	0.0%	0.0%	8.3%	0.0%	0.0%	0.0%	7.1%	0.0%
35-39	12.1%	16.7%	0.0%	20.0%	36.8%	16.7%	0.0%	7.7%	0.0%	0.0%	0.0%
40-44	23.3%	25.0%	40.0%	50.0%	42.1%	41.7%	7.7%	0.0%	0.0%	7.1%	0.0%
45-49	31.9%	41.7%	50.0%	20.0%	15.8%	25.0%	53.8%	23.1%	33.3%	28.6%	50.0%
50-54	20.7%	8.3%	10.0%	10.0%	5.3%	8.3%	15.4%	53.8%	44.4%	35.7%	25.0%
55-59	6.0%	0.0%	0.0%	0.0%	0.0%	0.0%	23.1%	7.7%	11.1%	7.1%	25.0%
60-64	3.4%	0.0%	0.0%	0.0%	0.0%	0.0%	0.0%	7.7%	11.1%	14.3%	0.0%
65-69	0.0%	0.0%	0.0%	0.0%	0.0%	0.0%	0.0%	0.0%	0.0%	0.0%	0.0%
70-74	0.0%	0.0%	0.0%	0.0%	0.0%	0.0%	0.0%	0.0%	0.0%	0.0%	0.0%
>=75	0.0%	0.0%	0.0%	0.0%	0.0%	0.0%	0.0%	0.0%	0.0%	0.0%	0.0%
Total # of vehicles	116	12	10	10	19	12	13	13	9	14	4
Average speed	46.2	44.0	45.1	42.4	41.2	42.0	49.5	50.8	50.6	49.9	52.0
St. Dev.	6.3	6.0	2.6	3.7	4.2	4.7	4.2	5.6	5.2	7.5	5.7
85th percentile	51.8	49.0	48.0	45.7	46.0	45.4	56.0	55.0	55.0	56.3	56.8
Min	31.0	31.0	42.0	38.0	35.0	33.0	43.0	39.0	45.0	32.0	46.0
Max	63.0	52.0	50.0	50.0	50.0	51.0	56.0	60.0	61.0	63.0	59.0
Range	32.0	21.0	8.0	12.0	15.0	18.0	13.0	21.0	16.0	31.0	13.0

Day 5 1st WZ

Vehicle Speed (all vehicles)	Hour										
	Total	19:00-20:00	20:00-21:00	21:00-22:00	22:00-23:00	23:00-00:00	00:00-01:00	01:00-02:00	02:00-03:00	03:00-04:00	04:00-05:00
MPH											
< 10	0.0%	0.0%	0.0%	0.0%	0.0%	0.0%	0.0%	0.0%	0.0%	0.0%	0.0%
10-14	0.1%	0.4%	0.0%	0.0%	0.0%	0.0%	0.0%	0.0%	0.0%	0.0%	0.0%
15-19	0.6%	0.4%	0.0%	0.0%	4.4%	1.0%	0.0%	0.0%	0.0%	0.0%	0.0%
20-24	2.3%	0.0%	1.5%	3.9%	9.6%	4.8%	1.1%	0.0%	0.0%	0.0%	2.6%
25-29	5.3%	2.3%	1.1%	7.1%	13.3%	22.1%	3.2%	1.2%	0.0%	0.0%	7.7%
30-34	7.5%	1.9%	2.6%	12.3%	17.8%	22.1%	11.8%	4.9%	4.5%	0.0%	0.0%
35-39	11.3%	2.7%	10.7%	14.3%	22.2%	26.0%	18.3%	9.9%	9.0%	0.0%	0.0%
40-44	17.4%	14.4%	20.7%	22.1%	9.6%	20.2%	21.5%	18.5%	26.9%	6.8%	10.3%
45-49	24.3%	29.6%	28.9%	21.4%	14.8%	1.9%	25.8%	37.0%	25.4%	30.7%	15.4%
50-54	18.5%	26.1%	22.6%	14.3%	5.9%	1.9%	11.8%	18.5%	14.9%	34.1%	30.8%
55-59	8.5%	15.6%	8.5%	1.9%	0.7%	0.0%	6.5%	6.2%	13.4%	17.0%	20.5%
60-64	2.6%	4.7%	1.9%	1.3%	1.5%	0.0%	0.0%	2.5%	3.0%	6.8%	7.7%
65-69	1.0%	1.2%	0.4%	0.6%	0.0%	0.0%	0.0%	1.2%	3.0%	4.5%	2.6%
70-74	0.2%	0.4%	0.7%	0.0%	0.0%	0.0%	0.0%	0.0%	0.0%	0.0%	0.0%
>=75	0.3%	0.4%	0.4%	0.6%	0.0%	0.0%	0.0%	0.0%	0.0%	0.0%	2.6%
Total # of vehicles	1288	257	270	154	135	104	93	81	67	88	39
Average speed	44.6	49.0	46.6	41.9	36.0	34.3	42.6	46.1	47.4	51.7	50.4
St. Dev.	9.6	8.1	7.9	9.2	9.6	6.6	7.6	7.0	7.6	5.7	10.9
85th percentile	54.0	56.0	54.0	51.0	47.0	41.0	50.2	52.0	55.0	56.0	58.3
Min	13.0	13.0	20.0	21.0	16.0	17.0	23.0	29.0	30.0	40.0	21.0
Max	77.0	77.0	76.0	75.0	61.0	50.0	57.0	65.0	67.0	67.0	75.0
Range	64.0	64.0	56.0	54.0	45.0	33.0	34.0	36.0	37.0	27.0	54.0

Vehicle Speed (0-25 FT Vehicles)	Hour										
	Total	19:00-20:00	20:00-21:00	21:00-22:00	22:00-23:00	23:00-00:00	00:00-01:00	01:00-02:00	02:00-03:00	03:00-04:00	04:00-05:00
MPH											
< 10	0.0%	0.0%	0.0%	0.0%	0.0%	0.0%	0.0%	0.0%	0.0%	0.0%	0.0%
10-14	0.1%	0.5%	0.0%	0.0%	0.0%	0.0%	0.0%	0.0%	0.0%	0.0%	0.0%
15-19	0.7%	0.5%	0.0%	0.0%	3.8%	1.7%	0.0%	0.0%	0.0%	0.0%	0.0%
20-24	1.7%	0.0%	1.1%	2.9%	7.6%	1.7%	0.0%	0.0%	0.0%	0.0%	5.6%
25-29	5.2%	1.6%	0.5%	5.8%	15.2%	23.7%	5.7%	0.0%	0.0%	0.0%	5.6%
30-34	5.4%	1.6%	3.7%	9.6%	7.6%	18.6%	8.6%	0.0%	0.0%	0.0%	0.0%
35-39	10.5%	1.6%	10.1%	15.4%	21.5%	28.8%	8.6%	8.7%	3.8%	0.0%	0.0%
40-44	17.0%	12.8%	21.2%	23.1%	13.9%	20.3%	20.0%	8.7%	19.2%	4.0%	5.6%
45-49	21.2%	26.6%	25.4%	20.2%	16.5%	1.7%	25.7%	26.1%	19.2%	20.0%	0.0%
50-54	20.9%	26.1%	22.8%	17.3%	10.1%	3.4%	22.9%	34.8%	23.1%	32.0%	33.3%
55-59	10.7%	20.2%	11.1%	1.9%	1.3%	0.0%	8.6%	8.7%	19.2%	16.0%	22.2%
60-64	4.0%	5.9%	2.6%	1.9%	2.5%	0.0%	0.0%	8.7%	7.7%	12.0%	16.7%
65-69	1.6%	1.6%	0.0%	1.0%	0.0%	0.0%	0.0%	4.3%	7.7%	16.0%	5.6%
70-74	0.4%	0.5%	1.1%	0.0%	0.0%	0.0%	0.0%	0.0%	0.0%	0.0%	0.0%
>=75	0.5%	0.5%	0.5%	1.0%	0.0%	0.0%	0.0%	0.0%	0.0%	0.0%	5.6%
Total # of vehicles	746	188	189	104	79	59	35	23	26	25	18
Average speed	45.9	50.0	47.2	43.0	38.0	34.9	44.6	49.9	51.3	54.8	53.2
St. Dev.	9.9	8.2	8.1	9.4	10.0	6.9	7.9	7.1	7.4	6.9	12.8
85th percentile	55.0	56.0	54.8	51.0	48.3	41.3	52.9	56.7	57.8	63.8	62.9
Min	13.0	13.0	21.0	21.0	16.0	17.0	27.0	36.0	38.0	44.0	21.0
Max	77.0	77.0	76.0	75.0	61.0	50.0	56.0	65.0	67.0	67.0	75.0
Range	64.0	64.0	55.0	54.0	45.0	33.0	29.0	29.0	29.0	23.0	54.0

Vehicle Speed (25-50 FT Vehicles)	Hour										
	Total	19:00-20:00	20:00-21:00	21:00-22:00	22:00-23:00	23:00-00:00	00:00-01:00	01:00-02:00	02:00-03:00	03:00-04:00	04:00-05:00
MPH											
< 10	0.0%	0.0%	0.0%	0.0%	0.0%	0.0%	0.0%	0.0%	0.0%	0.0%	0.0%
10-14	0.0%	0.0%	0.0%	0.0%	0.0%	0.0%	0.0%	0.0%	0.0%	0.0%	0.0%
15-19	1.2%	0.0%	0.0%	0.0%	15.8%	0.0%	0.0%	0.0%	0.0%	0.0%	0.0%
20-24	1.6%	0.0%	1.9%	0.0%	15.8%	0.0%	0.0%	0.0%	0.0%	0.0%	0.0%
25-29	3.9%	2.4%	1.9%	12.0%	0.0%	30.8%	0.0%	5.0%	0.0%	0.0%	0.0%
30-34	6.3%	2.4%	0.0%	12.0%	26.3%	23.1%	10.0%	0.0%	11.1%	0.0%	0.0%
35-39	9.4%	2.4%	16.7%	8.0%	10.5%	15.4%	10.0%	10.0%	22.2%	0.0%	0.0%
40-44	17.2%	19.0%	16.7%	16.0%	10.5%	30.8%	35.0%	20.0%	16.7%	8.3%	0.0%
45-49	32.4%	40.5%	35.2%	36.0%	21.1%	0.0%	25.0%	50.0%	22.2%	30.6%	44.4%
50-54	19.5%	31.0%	24.1%	12.0%	0.0%	0.0%	5.0%	10.0%	16.7%	30.6%	44.4%
55-59	7.8%	2.4%	3.7%	4.0%	0.0%	0.0%	15.0%	5.0%	11.1%	25.0%	11.1%
60-64	0.8%	0.0%	0.0%	0.0%	0.0%	0.0%	0.0%	0.0%	0.0%	5.6%	0.0%
65-69	0.0%	0.0%	0.0%	0.0%	0.0%	0.0%	0.0%	0.0%	0.0%	0.0%	0.0%
70-74	0.0%	0.0%	0.0%	0.0%	0.0%	0.0%	0.0%	0.0%	0.0%	0.0%	0.0%
>=75	0.0%	0.0%	0.0%	0.0%	0.0%	0.0%	0.0%	0.0%	0.0%	0.0%	0.0%
Total # of vehicles	256	42	54	25	19	13	20	20	18	36	9
Average speed	44.6	46.9	45.1	42.3	32.9	34.2	44.4	45.4	44.3	51.1	50.6
St. Dev.	8.4	5.6	6.9	8.1	11.3	6.2	7.2	5.7	7.5	5.3	3.7
85th percentile	53.0	52.9	51.1	49.4	47.3	42.2	53.3	49.2	54.0	56.0	54.0
Min	16.0	28.0	20.0	27.0	16.0	27.0	31.0	29.0	31.0	40.0	45.0
Max	64.0	56.0	59.0	55.0	49.0	44.0	57.0	55.0	56.0	64.0	55.0
Range	48.0	28.0	39.0	28.0	33.0	17.0	26.0	26.0	25.0	24.0	10.0

Vehicle Speed (50-75 FT Vehicles)	Hour											
	Total	19:00-20:00	20:00-21:00	21:00-22:00	22:00-23:00	23:00-00:00	00:00-01:00	01:00-02:00	02:00-03:00	03:00-04:00	04:00-05:00	
MPH												
< 10	0.0%	0.0%	0.0%	0.0%	0.0%	0.0%	0.0%	0.0%	0.0%	0.0%	0.0%	0.0%
10-14	0.0%	0.0%	0.0%	0.0%	0.0%	0.0%	0.0%	0.0%	0.0%	0.0%	0.0%	0.0%
15-19	0.0%	0.0%	0.0%	0.0%	0.0%	0.0%	0.0%	0.0%	0.0%	0.0%	0.0%	0.0%
20-24	6.4%	0.0%	5.3%	12.5%	17.6%	26.7%	3.8%	0.0%	0.0%	0.0%	0.0%	0.0%
25-29	8.1%	6.3%	5.3%	12.5%	23.5%	26.7%	3.8%	0.0%	0.0%	0.0%	16.7%	0.0%
30-34	14.5%	6.3%	0.0%	25.0%	35.3%	20.0%	23.1%	16.0%	7.1%	0.0%	0.0%	0.0%
35-39	12.7%	6.3%	5.3%	18.8%	17.6%	13.3%	34.6%	12.0%	0.0%	0.0%	0.0%	0.0%
40-44	19.1%	31.3%	21.1%	18.8%	0.0%	13.3%	3.8%	28.0%	50.0%	10.5%	33.3%	0.0%
45-49	23.1%	18.8%	42.1%	12.5%	5.9%	0.0%	23.1%	28.0%	28.6%	42.1%	16.7%	0.0%
50-54	11.6%	25.0%	15.8%	0.0%	0.0%	0.0%	7.7%	12.0%	7.1%	36.8%	0.0%	0.0%
55-59	3.5%	6.3%	0.0%	0.0%	0.0%	0.0%	0.0%	4.0%	7.1%	5.3%	33.3%	0.0%
60-64	0.6%	0.0%	0.0%	0.0%	0.0%	0.0%	0.0%	0.0%	0.0%	5.3%	0.0%	0.0%
65-69	0.6%	0.0%	5.3%	0.0%	0.0%	0.0%	0.0%	0.0%	0.0%	0.0%	0.0%	0.0%
70-74	0.0%	0.0%	0.0%	0.0%	0.0%	0.0%	0.0%	0.0%	0.0%	0.0%	0.0%	0.0%
>=75	0.0%	0.0%	0.0%	0.0%	0.0%	0.0%	0.0%	0.0%	0.0%	0.0%	0.0%	0.0%
Total # of vehicles	173	16	19	16	17	15	26	25	14	19	6	
Average speed	40.6	44.4	44.8	35.9	30.7	29.9	38.3	43.0	45.1	49.4	45.7	
St. Dev.	9.5	8.2	9.6	7.9	6.5	6.2	7.2	7.1	6.7	4.2	11.8	
85th percentile	50.0	52.0	51.0	43.0	36.6	36.0	45.5	49.4	49.3	53.3	57.5	
Min	20.0	27.0	20.0	24.0	22.0	21.0	23.0	30.0	30.0	43.0	27.0	
Max	67.0	58.0	67.0	48.0	47.0	41.0	52.0	59.0	59.0	60.0	59.0	
Range	47.0	31.0	47.0	24.0	25.0	20.0	29.0	29.0	29.0	17.0	32.0	

Vehicle Speed (+75 FT Vehicles)	Hour											
	Total	19:00-20:00	20:00-21:00	21:00-22:00	22:00-23:00	23:00-00:00	00:00-01:00	01:00-02:00	02:00-03:00	03:00-04:00	04:00-05:00	
MPH												
< 10	0.0%	0.0%	0.0%	0.0%	0.0%	0.0%	0.0%	0.0%	0.0%	0.0%	0.0%	0.0%
10-14	0.0%	0.0%	0.0%	0.0%	0.0%	0.0%	0.0%	0.0%	0.0%	0.0%	0.0%	0.0%
15-19	0.0%	0.0%	0.0%	0.0%	0.0%	0.0%	0.0%	0.0%	0.0%	0.0%	0.0%	0.0%
20-24	1.8%	0.0%	0.0%	11.1%	5.0%	0.0%	0.0%	0.0%	0.0%	0.0%	0.0%	0.0%
25-29	4.4%	9.1%	0.0%	0.0%	10.0%	5.9%	0.0%	0.0%	0.0%	0.0%	16.7%	0.0%
30-34	13.3%	0.0%	0.0%	22.2%	35.0%	35.3%	0.0%	0.0%	0.0%	0.0%	0.0%	0.0%
35-39	19.5%	18.2%	0.0%	11.1%	40.0%	35.3%	25.0%	7.7%	11.1%	0.0%	0.0%	0.0%
40-44	17.7%	0.0%	37.5%	33.3%	0.0%	17.6%	41.7%	15.4%	33.3%	0.0%	16.7%	0.0%
45-49	28.3%	54.5%	37.5%	11.1%	10.0%	5.9%	33.3%	53.8%	44.4%	37.5%	16.7%	0.0%
50-54	10.6%	9.1%	25.0%	11.1%	0.0%	0.0%	0.0%	15.4%	0.0%	50.0%	33.3%	0.0%
55-59	3.5%	0.0%	0.0%	0.0%	0.0%	0.0%	0.0%	7.7%	11.1%	12.5%	16.7%	0.0%
60-64	0.9%	9.1%	0.0%	0.0%	0.0%	0.0%	0.0%	0.0%	0.0%	0.0%	0.0%	0.0%
65-69	0.0%	0.0%	0.0%	0.0%	0.0%	0.0%	0.0%	0.0%	0.0%	0.0%	0.0%	0.0%
70-74	0.0%	0.0%	0.0%	0.0%	0.0%	0.0%	0.0%	0.0%	0.0%	0.0%	0.0%	0.0%
>=75	0.0%	0.0%	0.0%	0.0%	0.0%	0.0%	0.0%	0.0%	0.0%	0.0%	0.0%	0.0%
Total # of vehicles	113	11	8	9	20	17	12	13	9	8	6	
Average speed	42.1	45.3	46.1	39.4	35.2	36.1	43.1	46.6	45.9	50.4	46.2	
St. Dev.	8.0	9.5	4.5	9.2	5.9	5.0	3.9	5.5	5.7	2.7	10.5	
85th percentile	49.2	50.5	50.9	46.2	39.0	41.6	47.4	51.2	48.6	52.9	54.3	
Min	22.0	25.0	40.0	22.0	24.0	29.0	37.0	35.0	38.0	46.0	27.0	
Max	63.0	63.0	53.0	54.0	48.0	46.0	49.0	57.0	58.0	55.0	55.0	
Range	41.0	38.0	13.0	32.0	24.0	17.0	12.0	22.0	20.0	9.0	28.0	

Day 5 2nd WZ

Vehicle Speed (all vehicles)	Hour										
	Total	19:00-20:00	20:00-21:00	21:00-22:00	22:00-23:00	23:00-00:00	00:00-01:00	01:00-02:00	02:00-03:00	03:00-04:00	04:00-05:00
MPH											
< 10	0.1%	0.0%	0.0%	0.0%	0.0%	0.0%	0.0%	0.0%	0.0%	0.0%	1.9%
10-14	0.9%	0.0%	0.0%	0.0%	3.1%	0.0%	1.0%	5.7%	0.0%	0.0%	0.0%
15-19	2.5%	0.0%	0.0%	1.3%	8.5%	0.9%	4.0%	12.6%	0.0%	0.0%	0.0%
20-24	4.1%	0.0%	0.0%	2.6%	13.2%	0.9%	5.0%	14.9%	8.1%	0.0%	1.9%
25-29	7.2%	1.1%	0.0%	3.8%	16.3%	16.7%	13.0%	20.7%	6.8%	0.0%	1.9%
30-34	11.2%	0.0%	1.5%	7.1%	19.4%	23.1%	30.0%	20.7%	12.2%	7.4%	0.0%
35-39	15.1%	2.3%	6.5%	17.3%	15.5%	27.8%	25.0%	13.8%	28.4%	13.8%	13.5%
40-44	17.7%	6.8%	20.2%	25.6%	13.2%	18.5%	13.0%	8.0%	23.0%	25.5%	13.5%
45-49	16.5%	14.8%	30.0%	22.4%	5.4%	8.3%	3.0%	2.3%	5.4%	28.7%	21.2%
50-54	12.4%	8.0%	28.5%	12.8%	1.6%	0.9%	3.0%	0.0%	12.2%	16.0%	19.2%
55-59	6.2%	17.0%	8.0%	3.8%	3.1%	2.8%	1.0%	1.1%	2.7%	8.5%	19.2%
60-64	2.9%	20.5%	3.0%	1.3%	0.0%	0.0%	2.0%	0.0%	1.4%	0.0%	3.8%
65-69	1.3%	10.2%	1.5%	0.6%	0.8%	0.0%	0.0%	0.0%	0.0%	0.0%	0.0%
70-74	0.8%	9.1%	0.0%	0.6%	0.0%	0.0%	0.0%	0.0%	0.0%	0.0%	0.0%
>=75	1.2%	10.2%	0.8%	0.6%	0.0%	0.0%	0.0%	0.0%	0.0%	0.0%	3.8%
Total # of vehicles	1152	88	263	156	129	108	100	87	74	94	52
Average speed	41.8	58.9	48.2	42.9	32.0	36.3	34.7	28.6	38.8	45.1	48.1
St. Dev.	11.9	11.0	6.9	9.3	10.6	7.2	8.7	9.1	8.9	6.7	11.3
85th percentile	53.0	70.0	54.0	50.8	42.8	44.0	41.0	39.0	50.1	53.1	56.0
Min	9.0	29.0	33.0	15.0	10.0	19.0	10.0	11.0	21.0	32.0	9.0
Max	81.0	81.0	81.0	75.0	66.0	59.0	61.0	55.0	61.0	59.0	77.0
Range	72.0	52.0	48.0	60.0	56.0	40.0	51.0	44.0	40.0	27.0	68.0

Vehicle Speed (0-25 FT Vehicles)	Hour										
	Total	19:00-20:00	20:00-21:00	21:00-22:00	22:00-23:00	23:00-00:00	00:00-01:00	01:00-02:00	02:00-03:00	03:00-04:00	04:00-05:00
MPH											
< 10	0.1%	0.0%	0.0%	0.0%	0.0%	0.0%	0.0%	0.0%	0.0%	0.0%	3.4%
10-14	1.3%	0.0%	0.0%	0.0%	5.0%	0.0%	2.4%	10.8%	0.0%	0.0%	0.0%
15-19	2.5%	0.0%	0.0%	1.8%	10.0%	0.0%	2.4%	16.2%	0.0%	0.0%	0.0%
20-24	2.9%	0.0%	0.0%	1.8%	8.8%	0.0%	7.3%	10.8%	9.1%	0.0%	3.4%
25-29	4.8%	1.3%	0.0%	2.7%	18.8%	11.1%	4.9%	8.1%	3.0%	0.0%	3.4%
30-34	7.8%	0.0%	0.6%	6.4%	15.0%	19.0%	22.0%	21.6%	6.1%	8.3%	0.0%
35-39	12.4%	1.3%	3.3%	12.7%	16.3%	28.6%	22.0%	13.5%	24.2%	13.9%	20.7%
40-44	18.0%	5.2%	18.8%	24.5%	13.8%	22.2%	22.0%	16.2%	27.3%	19.4%	10.3%
45-49	17.6%	11.7%	30.9%	25.5%	5.0%	14.3%	4.9%	0.0%	0.0%	25.0%	13.8%
50-54	15.0%	6.5%	29.8%	14.5%	2.5%	0.0%	7.3%	0.0%	21.2%	25.0%	20.7%
55-59	8.0%	18.2%	9.9%	5.5%	3.8%	4.8%	2.4%	2.7%	6.1%	8.3%	13.8%
60-64	4.5%	23.4%	14.4%	1.8%	0.0%	0.0%	2.4%	0.0%	3.0%	0.0%	3.4%
65-69	2.0%	11.7%	1.7%	0.9%	1.3%	0.0%	0.0%	0.0%	0.0%	0.0%	0.0%
70-74	1.3%	10.4%	0.0%	0.9%	0.0%	0.0%	0.0%	0.0%	0.0%	0.0%	0.0%
>=75	1.7%	10.4%	0.6%	0.9%	0.0%	0.0%	0.0%	0.0%	0.0%	0.0%	6.9%
Total # of vehicles	688	77	181	110	80	63	41	37	33	36	29
Average speed	44.1	60.0	49.1	44.2	32.4	38.3	36.9	28.8	41.1	45.9	46.3
St. Dev.	12.5	10.5	6.4	9.7	11.6	7.1	10.4	11.0	10.2	7.4	14.0
85th percentile	55.0	71.2	55.0	53.0	43.2	45.0	49.0	41.0	52.4	54.0	55.8
Min	9.0	29.0	33.0	15.0	10.0	25.0	10.0	11.0	21.0	34.0	9.0
Max	79.0	79.0	77.0	75.0	66.0	59.0	61.0	55.0	61.0	59.0	77.0
Range	70.0	50.0	44.0	60.0	56.0	34.0	51.0	44.0	40.0	25.0	68.0

Vehicle Speed (25-50 FT Vehicles)	Hour										
	Total	19:00-20:00	20:00-21:00	21:00-22:00	22:00-23:00	23:00-00:00	00:00-01:00	01:00-02:00	02:00-03:00	03:00-04:00	04:00-05:00
MPH											
< 10	0.0%	0.0%	0.0%	0.0%	0.0%	0.0%	0.0%	0.0%	0.0%	0.0%	0.0%
10-14	0.0%	0.0%	0.0%	0.0%	0.0%	0.0%	0.0%	0.0%	0.0%	0.0%	0.0%
15-19	3.9%	0.0%	0.0%	0.0%	6.3%	0.0%	10.0%	35.7%	0.0%	0.0%	0.0%
20-24	3.9%	0.0%	0.0%	0.0%	25.0%	6.7%	0.0%	14.3%	6.7%	0.0%	0.0%
25-29	3.9%	0.0%	0.0%	5.0%	6.3%	26.7%	5.0%	7.1%	0.0%	0.0%	0.0%
30-34	9.7%	0.0%	1.9%	10.0%	18.8%	20.0%	35.0%	21.4%	0.0%	3.2%	0.0%
35-39	13.6%	9.1%	11.5%	5.0%	0.0%	20.0%	40.0%	7.1%	33.3%	9.7%	0.0%
40-44	20.4%	18.2%	23.1%	35.0%	25.0%	20.0%	0.0%	7.1%	26.7%	22.6%	16.7%
45-49	25.7%	36.4%	32.7%	35.0%	12.5%	0.0%	5.0%	7.1%	20.0%	48.4%	25.0%
50-54	11.7%	18.2%	21.2%	10.0%	0.0%	6.7%	0.0%	0.0%	13.3%	9.7%	25.0%
55-59	5.3%	9.1%	5.8%	0.0%	6.3%	0.0%	0.0%	0.0%	0.0%	6.5%	33.3%
60-64	0.5%	0.0%	0.0%	0.0%	0.0%	0.0%	5.0%	0.0%	0.0%	0.0%	0.0%
65-69	0.5%	0.0%	1.9%	0.0%	0.0%	0.0%	0.0%	0.0%	0.0%	0.0%	0.0%
70-74	0.0%	0.0%	0.0%	0.0%	0.0%	0.0%	0.0%	0.0%	0.0%	0.0%	0.0%
>=75	1.0%	9.1%	1.9%	0.0%	0.0%	0.0%	0.0%	0.0%	0.0%	0.0%	0.0%
Total # of vehicles	206	11	52	20	16	15	20	14	15	31	12
Average speed	41.8	50.7	47.0	43.1	33.3	34.5	34.8	26.6	41.0	45.4	50.9
St. Dev.	10.6	11.3	7.8	6.6	11.6	8.4	9.2	10.2	7.8	5.6	5.9
85th percentile	50.3	55.0	51.0	49.0	44.5	43.0	38.2	37.3	45.9	49.5	56.1
Min	15.0	39.0	33.0	28.0	15.0	20.0	16.0	15.0	21.0	33.0	40.0
Max	81.0	81.0	81.0	53.0	56.0	52.0	60.0	45.0	53.0	59.0	59.0
Range	66.0	42.0	48.0	25.0	41.0	32.0	44.0	30.0	32.0	26.0	19.0

Vehicle Speed (50-75 FT Vehicles)	Hour										
	Total	19:00-20:00	20:00-21:00	21:00-22:00	22:00-23:00	23:00-00:00	00:00-01:00	01:00-02:00	02:00-03:00	03:00-04:00	04:00-05:00
MPH											
< 10	0.0%		0.0%	0.0%	0.0%	0.0%	0.0%	0.0%	0.0%	0.0%	0.0%
10-14	0.7%		0.0%	0.0%	0.0%	0.0%	0.0%	5.3%	0.0%	0.0%	0.0%
15-19	2.7%		0.0%	0.0%	11.1%	6.7%	4.3%	0.0%	0.0%	0.0%	0.0%
20-24	10.7%		0.0%	13.3%	27.8%	0.0%	8.7%	26.3%	14.3%	0.0%	0.0%
25-29	18.1%		0.0%	6.7%	22.2%	26.7%	30.4%	36.8%	28.6%	0.0%	0.0%
30-34	20.1%		8.7%	6.7%	22.2%	40.0%	34.8%	21.1%	21.4%	12.5%	0.0%
35-39	20.8%		13.0%	53.3%	16.7%	20.0%	13.0%	10.5%	35.7%	25.0%	0.0%
40-44	11.4%		30.4%	20.0%	0.0%	6.7%	8.7%	0.0%	0.0%	25.0%	0.0%
45-49	8.1%		21.7%	0.0%	0.0%	0.0%	0.0%	0.0%	0.0%	18.8%	66.7%
50-54	5.4%		26.1%	0.0%	0.0%	0.0%	0.0%	0.0%	0.0%	6.3%	16.7%
55-59	1.3%		0.0%	0.0%	0.0%	0.0%	0.0%	0.0%	0.0%	12.5%	0.0%
60-64	0.7%		0.0%	0.0%	0.0%	0.0%	0.0%	0.0%	0.0%	0.0%	16.7%
65-69	0.0%		0.0%	0.0%	0.0%	0.0%	0.0%	0.0%	0.0%	0.0%	0.0%
70-74	0.0%		0.0%	0.0%	0.0%	0.0%	0.0%	0.0%	0.0%	0.0%	0.0%
>=75	0.0%		0.0%	0.0%	0.0%	0.0%	0.0%	0.0%	0.0%	0.0%	0.0%
Total # of vehicles	149		23	15	18	15	23	19	14	16	6
Average speed	34.7		43.9	35.0	27.3	31.7	31.0	27.4	31.3	43.2	51.2
St. Dev.	9.2		6.3	6.3	6.0	5.9	5.8	5.7	5.3	7.6	5.9
85th percentile	44.8		51.4	39.7	33.9	37.7	37.8	32.3	36.1	49.8	56.0
Min	14.0		33.0	22.0	17.0	19.0	19.0	14.0	23.0	32.0	46.0
Max	62.0		54.0	44.0	37.0	43.0	43.0	38.0	39.0	58.0	62.0
Range	48.0		21.0	22.0	20.0	24.0	24.0	24.0	16.0	26.0	16.0

Vehicle Speed (+75 FT Vehicles)	Hour										
	Total	19:00-20:00	20:00-21:00	21:00-22:00	22:00-23:00	23:00-00:00	00:00-01:00	01:00-02:00	02:00-03:00	03:00-04:00	04:00-05:00
MPH											
< 10	0.0%		0.0%	0.0%	0.0%	0.0%	0.0%	0.0%	0.0%	0.0%	0.0%
10-14	0.0%		0.0%	0.0%	0.0%	0.0%	0.0%	0.0%	0.0%	0.0%	0.0%
15-19	0.0%		0.0%	0.0%	0.0%	0.0%	0.0%	0.0%	0.0%	0.0%	0.0%
20-24	2.8%		0.0%	0.0%	6.7%	0.0%	0.0%	11.8%	0.0%	0.0%	0.0%
25-29	13.8%		0.0%	9.1%	6.7%	20.0%	18.8%	41.2%	0.0%	0.0%	0.0%
30-34	22.9%		0.0%	9.1%	40.0%	26.7%	37.5%	17.6%	33.3%	9.1%	0.0%
35-39	27.5%		28.6%	36.4%	26.7%	40.0%	31.3%	23.5%	25.0%	9.1%	20.0%
40-44	19.3%		0.0%	27.3%	13.3%	13.3%	12.5%	0.0%	33.3%	54.5%	40.0%
45-49	3.7%		14.3%	0.0%	6.7%	0.0%	0.0%	5.9%	8.3%	0.0%	0.0%
50-54	7.3%		57.1%	18.2%	0.0%	0.0%	0.0%	0.0%	0.0%	18.2%	0.0%
55-59	2.8%		0.0%	0.0%	0.0%	0.0%	0.0%	0.0%	0.0%	9.1%	40.0%
60-64	0.0%		0.0%	0.0%	0.0%	0.0%	0.0%	0.0%	0.0%	0.0%	0.0%
65-69	0.0%		0.0%	0.0%	0.0%	0.0%	0.0%	0.0%	0.0%	0.0%	0.0%
70-74	0.0%		0.0%	0.0%	0.0%	0.0%	0.0%	0.0%	0.0%	0.0%	0.0%
>=75	0.0%		0.0%	0.0%	0.0%	0.0%	0.0%	0.0%	0.0%	0.0%	0.0%
Total # of vehicles	109	0	7	11	15	15	16	17	12	11	5
Average speed	37.3		47.9	39.9	34.5	34.6	33.9	30.8	38.4	44.5	47.4
St. Dev.	7.8		6.4	7.5	5.8	4.8	4.1	6.6	4.7	6.3	7.8
85th percentile	44.0		53.1	47.0	39.9	38.9	37.8	37.8	43.4	51.5	55.4
Min	21.0		39.0	25.0	22.0	27.0	27.0	21.0	32.0	34.0	38.0
Max	56.0		54.0	50.0	46.0	43.0	41.0	45.0	46.0	56.0	56.0
Range	35.0		15.0	25.0	24.0	16.0	14.0	24.0	14.0	22.0	18.0

Day 6 Reference

Vehicle Speed (all vehicles)	Hour												
	Total	19:00-20:00	20:00-21:00	21:00-22:00	22:00-23:00	23:00-00:00	00:00-01:00	01:00-02:00	02:00-03:00	03:00-04:00	04:00-05:00	05:00-06:00	06:00-07:00
MPH													
< 10	0.0%		0.0%	0.0%	0.0%	0.0%	0.0%	0.0%	0.0%	0.0%	0.0%	0.0%	0.0%
10-14	0.0%		0.0%	0.0%	0.0%	0.0%	0.0%	0.0%	0.0%	0.0%	0.0%	0.0%	0.0%
15-19	0.0%		0.0%	0.0%	0.0%	0.0%	0.0%	0.0%	0.0%	0.0%	0.0%	0.0%	0.0%
20-24	0.0%		0.0%	0.0%	0.0%	0.0%	0.0%	0.0%	0.0%	0.0%	0.0%	0.0%	0.0%
25-29	0.2%		0.0%	0.0%	0.0%	0.0%	0.0%	0.0%	0.0%	0.0%	0.0%	0.0%	10.3%
30-34	0.0%		0.0%	0.0%	0.0%	0.0%	0.0%	0.0%	0.0%	0.0%	0.0%	0.0%	0.0%
35-39	0.2%		1.2%	0.0%	0.0%	0.0%	0.0%	0.0%	0.0%	0.0%	0.0%	0.5%	0.0%
40-44	0.3%		0.0%	0.4%	0.6%	0.7%	0.0%	0.0%	0.0%	0.0%	0.0%	0.5%	0.0%
45-49	1.1%		1.2%	0.8%	1.8%	0.0%	2.2%	2.3%	0.0%	0.0%	1.0%	1.4%	0.0%
50-54	12.4%		5.4%	6.4%	10.7%	14.3%	18.7%	14.0%	26.8%	18.3%	18.4%	13.2%	6.9%
55-59	25.2%		13.3%	19.5%	27.8%	33.6%	24.2%	31.4%	42.9%	46.5%	27.2%	19.2%	20.7%
60-64	25.1%		30.1%	26.3%	21.3%	25.7%	30.8%	27.9%	14.3%	21.1%	22.3%	26.5%	10.3%
65-69	16.7%		21.7%	18.6%	21.3%	13.6%	13.2%	11.6%	8.9%	9.9%	15.5%	16.0%	27.6%
70-74	12.4%		15.7%	19.9%	9.5%	8.6%	8.8%	7.0%	3.6%	1.4%	12.6%	14.6%	24.1%
>=75	6.4%		11.4%	8.1%	7.1%	3.6%	2.2%	5.8%	3.6%	2.8%	2.9%	8.2%	0.0%
Total # of vehicles	1366	0	166	236	169	140	91	86	56	71	103	219	29
Average speed	62.5		65.0	64.8	62.6	61.1	60.4	60.9	58.9	59.0	61.3	63.2	60.5
St. Dev.	8.0		8.2	8.3	7.9	6.5	6.9	7.2	6.2	5.4	7.0	8.8	12.8
85th percentile	71.0		73.0	72.0	70.0	68.0	67.0	68.3	64.8	64.0	69.7	72.0	70.8
Min	28.0		37.0	44.0	44.0	44.0	48.0	49.0	51.0	50.0	49.0	37.0	28.0
Max	96.0		89.0	96.0	95.0	78.0	91.0	84.0	80.0	76.0	84.0	93.0	74.0
Range	68.0		52.0	52.0	51.0	34.0	43.0	35.0	29.0	26.0	35.0	56.0	46.0

Vehicle Speed (0-25 FT Vehicles)	Hour												
	Total	19:00-20:00	20:00-21:00	21:00-22:00	22:00-23:00	23:00-00:00	00:00-01:00	01:00-02:00	02:00-03:00	03:00-04:00	04:00-05:00	05:00-06:00	06:00-07:00
MPH													
< 10	0.0%		0.0%	0.0%	0.0%	0.0%	0.0%	0.0%	0.0%	0.0%	0.0%	0.0%	0.0%
10-14	0.0%		0.0%	0.0%	0.0%	0.0%	0.0%	0.0%	0.0%	0.0%	0.0%	0.0%	0.0%
15-19	0.0%		0.0%	0.0%	0.0%	0.0%	0.0%	0.0%	0.0%	0.0%	0.0%	0.0%	0.0%
20-24	0.0%		0.0%	0.0%	0.0%	0.0%	0.0%	0.0%	0.0%	0.0%	0.0%	0.0%	0.0%
25-29	0.4%		0.0%	0.0%	0.0%	0.0%	0.0%	0.0%	0.0%	0.0%	0.0%	0.0%	11.5%
30-34	0.0%		0.0%	0.0%	0.0%	0.0%	0.0%	0.0%	0.0%	0.0%	0.0%	0.0%	0.0%
35-39	0.4%		1.5%	0.0%	0.0%	0.0%	0.0%	0.0%	0.0%	0.0%	0.0%	0.7%	0.0%
40-44	0.4%		0.0%	0.6%	1.0%	0.0%	0.0%	0.0%	0.0%	0.0%	0.0%	0.7%	0.0%
45-49	0.6%		0.7%	0.0%	0.0%	0.0%	4.0%	2.4%	0.0%	0.0%	0.0%	0.7%	0.0%
50-54	4.8%		2.2%	1.7%	7.6%	8.3%	6.0%	4.8%	0.0%	9.5%	4.3%	7.0%	3.8%
55-59	14.3%		12.5%	12.3%	17.1%	25.0%	8.0%	14.3%	29.4%	19.0%	14.9%	9.2%	15.4%
60-64	28.2%		27.9%	29.1%	23.8%	27.4%	38.0%	38.1%	23.5%	23.8%	25.5%	29.6%	11.5%
65-69	24.7%		25.7%	24.0%	28.6%	19.0%	24.0%	23.8%	23.5%	33.3%	29.8%	21.8%	30.8%
70-74	18.1%		17.6%	24.6%	12.4%	14.3%	16.0%	9.5%	11.8%	4.8%	21.3%	20.4%	26.9%
>=75	8.2%		11.8%	7.8%	9.5%	6.0%	4.0%	7.1%	11.8%	9.5%	4.3%	9.9%	0.0%
Total # of vehicles	849	136	179	105	84	50	42	17	21	47	142	26	
Average speed	65.0		65.8	66.2	64.7	63.4	63.7	63.9	64.8	63.6	65.0	65	61
St. Dev.	7.7		8.0	6.9	7.8	6.6	7.3	6.5	6.7	6.8	5.9	8	13
85th percentile	72.0		73.8	73.0	72.0	71.0	70.0	69.9	71.6	68.0	70.0	72	71
Min	28.0		37.0	44.0	44.0	50.0	48.0	49.0	55.0	50.0	52.0	37.0	28.0
Max	95.0		89.0	92.0	95.0	78.0	91.0	80.0	80.0	76.0	82.0	93.0	74.0
Range	67.0		52.0	48.0	51.0	28.0	43.0	31.0	25.0	26.0	30.0	56.0	46.0

		Hour											
Vehicle Speed (25-50 FT Vehicles)	Total	19:00-20:00	20:00-21:00	21:00-22:00	22:00-23:00	23:00-00:00	00:00-01:00	01:00-02:00	02:00-03:00	03:00-04:00	04:00-05:00	05:00-06:00	06:00-07:00
		MPH											
< 10	0.0%		0.0%	0.0%	0.0%	0.0%	0.0%	0.0%	0.0%	0.0%	0.0%	0.0%	#DIV/0!
10-14	0.0%		0.0%	0.0%	0.0%	0.0%	0.0%	0.0%	0.0%	0.0%	0.0%	0.0%	#DIV/0!
15-19	0.0%		0.0%	0.0%	0.0%	0.0%	0.0%	0.0%	0.0%	0.0%	0.0%	0.0%	#DIV/0!
20-24	0.0%		0.0%	0.0%	0.0%	0.0%	0.0%	0.0%	0.0%	0.0%	0.0%	0.0%	#DIV/0!
25-29	0.0%		0.0%	0.0%	0.0%	0.0%	0.0%	0.0%	0.0%	0.0%	0.0%	0.0%	#DIV/0!
30-34	0.0%		0.0%	0.0%	0.0%	0.0%	0.0%	0.0%	0.0%	0.0%	0.0%	0.0%	#DIV/0!
35-39	0.0%		0.0%	0.0%	0.0%	0.0%	0.0%	0.0%	0.0%	0.0%	0.0%	0.0%	#DIV/0!
40-44	0.4%		0.0%	0.0%	0.0%	4.0%	0.0%	0.0%	0.0%	0.0%	0.0%	0.0%	#DIV/0!
45-49	2.0%		0.0%	3.0%	6.9%	0.0%	0.0%	5.3%	0.0%	0.0%	0.0%	2.3%	#DIV/0!
50-54	20.9%		20.0%	24.2%	10.3%	20.0%	22.2%	21.1%	21.1%	19.0%	26.9%	22.7%	#DIV/0!
55-59	41.0%		13.3%	27.3%	48.3%	32.0%	55.6%	47.4%	63.2%	61.9%	38.5%	34.1%	#DIV/0!
60-64	20.9%		33.3%	24.2%	17.2%	32.0%	22.2%	5.3%	10.5%	19.0%	19.2%	22.7%	#DIV/0!
65-69	4.4%		0.0%	3.0%	3.4%	12.0%	0.0%	0.0%	5.3%	0.0%	7.7%	6.8%	#DIV/0!
70-74	4.8%		13.3%	9.1%	10.3%	0.0%	0.0%	10.5%	0.0%	0.0%	3.8%	2.3%	#DIV/0!
>=75	5.6%		20.0%	9.1%	3.4%	0.0%	0.0%	10.5%	0.0%	0.0%	3.8%	9.1%	#DIV/0!
Total # of vehicles	249	15	33	29	25	18	19	19	19	21	26	44	0
Average speed	59.6	64.1	61.2	59.2	58.3	56.7	60.1	57.6	57.3	59.1	60.8	#DIV/0!	#DIV/0!
St. Dev.	8.0	9.8	10.4	7.4	5.5	3.4	9.2	4.1	3.3	7.3	9.9	#DIV/0!	#DIV/0!
85th percentile	64.0	74.7	71.2	68.0	63.4	60.0	71.3	59.9	61.0	64.5	65.6	#NUM!	#NUM!
Min	44.0	54.0	47.0	45.0	44.0	50.0	49.0	51.0	51.0	51.0	47.0	0.0	0.0
Max	96.0	87.0	96.0	76.0	68.0	63.0	84.0	69.0	63.0	84.0	92.0	0.0	0.0
Range	52.0	33.0	49.0	31.0	24.0	13.0	35.0	18.0	12.0	33.0	45.0	0.0	0.0

		Hour											
Vehicle Speed (50-75 FT Vehicles)	Total	19:00-20:00	20:00-21:00	21:00-22:00	22:00-23:00	23:00-00:00	00:00-01:00	01:00-02:00	02:00-03:00	03:00-04:00	04:00-05:00	05:00-06:00	06:00-07:00
		MPH											
< 10	0.0%		0.0%	0.0%	0.0%	0.0%	0.0%	0.0%	0.0%	0.0%	0.0%	0.0%	0.0%
10-14	0.0%		0.0%	0.0%	0.0%	0.0%	0.0%	0.0%	0.0%	0.0%	0.0%	0.0%	0.0%
15-19	0.0%		0.0%	0.0%	0.0%	0.0%	0.0%	0.0%	0.0%	0.0%	0.0%	0.0%	0.0%
20-24	0.0%		0.0%	0.0%	0.0%	0.0%	0.0%	0.0%	0.0%	0.0%	0.0%	0.0%	0.0%
25-29	0.0%		0.0%	0.0%	0.0%	0.0%	0.0%	0.0%	0.0%	0.0%	0.0%	0.0%	0.0%
30-34	0.0%		0.0%	0.0%	0.0%	0.0%	0.0%	0.0%	0.0%	0.0%	0.0%	0.0%	0.0%
35-39	0.0%		0.0%	0.0%	0.0%	0.0%	0.0%	0.0%	0.0%	0.0%	0.0%	0.0%	0.0%
40-44	0.0%		0.0%	0.0%	0.0%	0.0%	0.0%	0.0%	0.0%	0.0%	0.0%	0.0%	0.0%
45-49	2.0%		7.1%	7.7%	0.0%	0.0%	0.0%	0.0%	0.0%	0.0%	0.0%	6.7%	0.0%
50-54	33.3%		21.4%	23.1%	26.3%	43.8%	41.7%	33.3%	54.5%	30.0%	46.2%	26.7%	0.0%
55-59	42.2%		21.4%	61.5%	31.6%	43.8%	33.3%	58.3%	36.4%	50.0%	30.8%	46.7%	100.0%
60-64	17.0%		42.9%	0.0%	21.1%	12.5%	25.0%	8.3%	9.1%	20.0%	15.4%	13.3%	0.0%
65-69	3.4%		7.1%	0.0%	15.8%	0.0%	0.0%	0.0%	0.0%	0.0%	0.0%	6.7%	0.0%
70-74	0.7%		0.0%	0.0%	0.0%	0.0%	0.0%	0.0%	0.0%	0.0%	7.7%	0.0%	0.0%
>=75	1.4%		0.0%	7.7%	5.3%	0.0%	0.0%	0.0%	0.0%	0.0%	0.0%	0.0%	0.0%
Total # of vehicles	147	14	13	19	16	12	12	11	20	13	15	2	2
Average speed	57.0	58.5	57.4	60.1	55.9	56.8	55.1	54.6	56.5	56.9	56.4	56.0	56.0
St. Dev.	5.4	5.5	9.6	8.1	3.4	3.6	3.0	2.4	2.9	5.2	4.8	1.4	1.4
85th percentile	60.1	62.1	58.2	65.3	59.0	60.4	57.4	56.5	60.0	60.4	59.9	56.7	56.7
Min	47.0	49.0	47.0	52.0	51.0	52.0	50.0	51.0	50.0	51.0	48.0	55.0	55.0
Max	87.0	69.0	87.0	86.0	63.0	63.0	61.0	60.0	60.0	70.0	67.0	57.0	57.0
Range	40.0	20.0	40.0	34.0	12.0	11.0	11.0	9.0	10.0	19.0	19.0	2.0	2.0

Vehicle Speed (+75 FT Vehicles)	Hour												
	Total	19:00-20:00	20:00-21:00	21:00-22:00	22:00-23:00	23:00-00:00	00:00-01:00	01:00-02:00	02:00-03:00	03:00-04:00	04:00-05:00	05:00-06:00	06:00-07:00
MPH													
< 10	0.0%	0.0%	0.0%	0.0%	0.0%	0.0%	0.0%	0.0%	0.0%	0.0%	0.0%	0.0%	0.0%
10-14	0.0%	0.0%	0.0%	0.0%	0.0%	0.0%	0.0%	0.0%	0.0%	0.0%	0.0%	0.0%	0.0%
15-19	0.0%	0.0%	0.0%	0.0%	0.0%	0.0%	0.0%	0.0%	0.0%	0.0%	0.0%	0.0%	0.0%
20-24	0.0%	0.0%	0.0%	0.0%	0.0%	0.0%	0.0%	0.0%	0.0%	0.0%	0.0%	0.0%	0.0%
25-29	0.0%	0.0%	0.0%	0.0%	0.0%	0.0%	0.0%	0.0%	0.0%	0.0%	0.0%	0.0%	0.0%
30-34	0.0%	0.0%	0.0%	0.0%	0.0%	0.0%	0.0%	0.0%	0.0%	0.0%	0.0%	0.0%	0.0%
35-39	0.0%	0.0%	0.0%	0.0%	0.0%	0.0%	0.0%	0.0%	0.0%	0.0%	0.0%	0.0%	0.0%
40-44	0.0%	0.0%	0.0%	0.0%	0.0%	0.0%	0.0%	0.0%	0.0%	0.0%	0.0%	0.0%	0.0%
45-49	1.7%	0.0%	0.0%	6.3%	0.0%	0.0%	0.0%	0.0%	0.0%	5.9%	0.0%	0.0%	
50-54	22.3%	0.0%	9.1%	12.5%	6.7%	45.5%	15.4%	55.6%	11.1%	23.5%	27.8%	100.0%	
55-59	48.8%	0.0%	63.6%	56.3%	73.3%	36.4%	38.5%	33.3%	66.7%	41.2%	38.9%	0.0%	
60-64	22.3%	100.0%	18.2%	12.5%	20.0%	18.2%	46.2%	11.1%	22.2%	23.5%	22.2%	0.0%	
65-69	1.7%	0.0%	0.0%	12.5%	0.0%	0.0%	0.0%	0.0%	0.0%	0.0%	0.0%	0.0%	
70-74	2.5%	0.0%	0.0%	0.0%	0.0%	0.0%	0.0%	0.0%	0.0%	5.9%	11.1%	0.0%	
>=75	0.8%	0.0%	9.1%	0.0%	0.0%	0.0%	0.0%	0.0%	0.0%	0.0%	0.0%	0.0%	
Total # of vehicles	121	1	11	16	15	11	13	9	9	17	18	1	
Average speed	57.8	62.0	60.5	58.4	57.9	55.3	57.8	55.4	58.2	57.6	58.5	52.0	
St. Dev.	5.4	#DIV/0!	11.4	4.5	2.7	3.8	3.5	3.2	3.6	5.4	6.0	#DIV/0!	
85th percentile	61.0	62.0	60.0	62.8	60.8	59.5	61.2	58.6	62.2	60.6	60.9	52.0	
Min	49.0	62.0	52.0	49.0	52.0	51.0	52.0	52.0	53.0	49.0	51.0	52.0	
Max	94.0	62.0	94.0	66.0	62.0	62.0	62.0	61.0	64.0	73.0	73.0	52.0	
Range	45.0	0.0	42.0	17.0	10.0	11.0	10.0	9.0	11.0	24.0	22.0	0.0	

Day 6 1st WZ

Vehicle Speed (all vehicles)	Hour												
	Total	19:00-20:00	20:00-21:00	21:00-22:00	22:00-23:00	23:00-00:00	00:00-01:00	01:00-02:00	02:00-03:00	03:00-04:00	04:00-05:00	05:00-06:00	06:00-07:00
MPH													
< 10	0.0%		0.0%	0.0%	0.0%	0.0%	0.0%	0.0%	0.0%	0.0%	0.0%	0.0%	0.0%
10-14	0.2%		0.0%	0.6%	0.0%	1.6%	0.0%	0.0%	0.0%	0.0%	0.0%	0.0%	0.0%
15-19	1.4%		4.0%	1.7%	0.0%	5.5%	1.9%	0.0%	0.0%	0.0%	1.0%	0.0%	0.0%
20-24	1.0%		0.8%	1.1%	0.7%	3.9%	3.9%	0.0%	0.0%	0.0%	0.0%	0.0%	0.0%
25-29	4.6%		0.8%	15.0%	2.2%	11.0%	11.7%	0.0%	0.0%	0.0%	1.0%	0.0%	0.0%
30-34	7.7%		8.9%	17.8%	8.0%	10.2%	22.3%	4.7%	0.0%	2.4%	0.0%	1.1%	0.0%
35-39	12.6%		19.4%	25.6%	17.4%	14.2%	20.4%	16.5%	9.0%	4.9%	1.0%	1.1%	0.0%
40-44	20.7%		20.2%	21.7%	28.3%	27.6%	28.2%	35.3%	29.9%	17.1%	20.0%	3.9%	5.0%
45-49	23.9%		25.8%	8.9%	28.3%	16.5%	6.8%	30.6%	28.4%	35.4%	39.0%	34.4%	15.0%
50-54	15.3%		11.3%	3.9%	9.4%	5.5%	1.9%	11.8%	20.9%	24.4%	22.9%	31.7%	33.8%
55-59	7.6%		2.4%	1.7%	2.2%	1.6%	2.9%	0.0%	10.4%	11.0%	7.6%	22.8%	22.5%
60-64	2.5%		4.8%	0.6%	2.2%	1.6%	0.0%	0.0%	0.0%	2.4%	4.8%	3.3%	8.8%
65-69	1.0%		1.6%	1.1%	0.7%	0.0%	0.0%	1.2%	1.5%	0.0%	1.0%	0.0%	6.3%
70-74	0.6%		0.0%	0.0%	0.7%	0.0%	0.0%	0.0%	0.0%	2.4%	1.9%	1.1%	1.3%
>=75	0.7%		0.0%	0.6%	0.0%	0.8%	0.0%	0.0%	0.0%	0.0%	0.0%	0.6%	7.5%
Total # of vehicles	1271	0	124	180	138	127	103	85	67	82	105	180	80
Average speed	44.4		43.0	37.7	43.6	38.0	36.6	43.6	47.3	48.6	48.8	51.2	56.1
St. Dev.	10.0		9.5	9.0	7.6	10.8	7.9	5.4	6.0	7.0	7.6	6.0	9.1
85th percentile	53.0		51.0	45.2	49.5	48.0	44.0	48.4	53.1	54.9	54.4	57.0	63.3
Min	10.0		16.0	10.0	24.0	10.0	16.0	33.0	36.0	33.0	16.0	32.0	40.0
Max	86.0		68.0	75.0	73.0	75.0	55.0	66.0	68.0	74.0	74.0	78.0	86.0
Range	76.0		52.0	65.0	49.0	65.0	39.0	33.0	32.0	41.0	58.0	46.0	46.0

Vehicle Speed (0-25 FT Vehicles)	Hour												
	Total	19:00-20:00	20:00-21:00	21:00-22:00	22:00-23:00	23:00-00:00	00:00-01:00	01:00-02:00	02:00-03:00	03:00-04:00	04:00-05:00	05:00-06:00	06:00-07:00
MPH													
< 10	0.0%		0.0%	0.0%	0.0%	0.0%	0.0%	0.0%	0.0%	0.0%	0.0%	0.0%	0.0%
10-14	0.4%		0.0%	0.8%	0.0%	3.0%	0.0%	0.0%	0.0%	0.0%	0.0%	0.0%	0.0%
15-19	1.6%		4.3%	1.6%	0.0%	6.0%	2.4%	0.0%	0.0%	0.0%	0.0%	0.0%	0.0%
20-24	0.4%		1.1%	0.0%	1.4%	1.5%	0.0%	0.0%	0.0%	0.0%	0.0%	0.0%	0.0%
25-29	5.6%		1.1%	15.2%	2.7%	13.4%	16.7%	0.0%	0.0%	0.0%	2.3%	0.0%	0.0%
30-34	7.0%		9.6%	14.4%	8.2%	10.4%	19.0%	0.0%	0.0%	0.0%	0.0%	0.9%	0.0%
35-39	12.5%		18.1%	26.4%	12.3%	11.9%	26.2%	13.5%	7.1%	4.2%	2.3%	0.9%	0.0%
40-44	16.4%		16.0%	25.6%	26.0%	19.4%	26.2%	27.0%	7.1%	8.3%	11.4%	2.7%	4.5%
45-49	22.4%		26.6%	8.8%	30.1%	17.9%	4.8%	40.5%	21.4%	25.0%	27.3%	35.1%	13.6%
50-54	17.5%		12.8%	4.0%	11.0%	10.4%	0.0%	18.9%	28.6%	33.3%	27.3%	33.3%	33.3%
55-59	10.0%		3.2%	1.6%	4.1%	3.0%	4.8%	0.0%	28.6%	16.7%	15.9%	23.4%	25.8%
60-64	3.4%		5.3%	0.8%	2.7%	3.0%	0.0%	0.0%	0.0%	4.2%	9.1%	3.6%	7.6%
65-69	1.1%		2.1%	0.8%	1.4%	0.0%	0.0%	0.0%	7.1%	0.0%	0.0%	0.0%	4.5%
70-74	0.7%		0.0%	0.0%	0.0%	0.0%	0.0%	0.0%	0.0%	8.3%	4.5%	0.0%	1.5%
>=75	0.9%		0.0%	0.0%	0.0%	0.0%	0.0%	0.0%	0.0%	0.0%	0.0%	0.0%	9.1%
Total # of vehicles	697	94	125	73	67	42	37	14	24	44	111	66	
Average speed	45.2		43.4	38.0	44.2	38.6	36.3	45.0	51.6	52.2	51.3	51	57
St. Dev.	10.6		10.1	8.4	8.0	11.7	7.7	4.5	7.6	8.0	8.4	5	10
85th percentile	55.0		51.1	45.0	51.0	50.0	43.9	50.6	58.1	57.2	58.6	57	64
Min	10.0		16.0	10.0	24.0	10.0	16.0	36.0	39.0	39.0	26.0	32.0	40.0
Max	86.0		68.0	66.0	68.0	61.0	55.0	53.0	68.0	74.0	74.0	64.0	86.0
Range	76.0		52.0	56.0	44.0	51.0	39.0	17.0	29.0	35.0	48.0	32.0	46.0

Vehicle Speed (25-50 FT Vehicles)	Hour												
	Total	19:00-20:00	20:00-21:00	21:00-22:00	22:00-23:00	23:00-00:00	00:00-01:00	01:00-02:00	02:00-03:00	03:00-04:00	04:00-05:00	05:00-06:00	06:00-07:00
MPH													
< 10	0.0%		0.0%	0.0%	0.0%	0.0%	0.0%	0.0%	0.0%	0.0%	0.0%	0.0%	0.0%
10-14	0.0%		0.0%	0.0%	0.0%	0.0%	0.0%	0.0%	0.0%	0.0%	0.0%	0.0%	0.0%
15-19	1.5%		6.3%	5.3%	0.0%	5.0%	0.0%	0.0%	0.0%	0.0%	3.2%	0.0%	0.0%
20-24	1.2%		0.0%	0.0%	0.0%	5.0%	11.1%	0.0%	0.0%	0.0%	0.0%	0.0%	0.0%
25-29	0.0%		0.0%	0.0%	0.0%	0.0%	0.0%	0.0%	0.0%	0.0%	0.0%	0.0%	0.0%
30-34	4.6%		0.0%	21.1%	16.7%	5.0%	22.2%	0.0%	0.0%	0.0%	0.0%	2.4%	0.0%
35-39	8.8%		25.0%	21.1%	13.3%	15.0%	27.8%	5.6%	0.0%	3.3%	0.0%	2.4%	0.0%
40-44	23.8%		31.3%	10.5%	36.7%	45.0%	33.3%	33.3%	35.7%	20.0%	22.6%	0.0%	0.0%
45-49	33.1%		25.0%	15.8%	30.0%	25.0%	0.0%	50.0%	39.3%	43.3%	51.6%	31.7%	33.3%
50-54	15.4%		6.3%	10.5%	10.0%	0.0%	5.6%	5.6%	17.9%	20.0%	12.9%	34.1%	33.3%
55-59	5.8%		0.0%	5.3%	0.0%	0.0%	0.0%	0.0%	7.1%	10.0%	3.2%	19.5%	0.0%
60-64	2.3%		6.3%	0.0%	0.0%	0.0%	0.0%	0.0%	0.0%	3.3%	3.2%	2.4%	22.2%
65-69	1.5%		0.0%	5.3%	0.0%	0.0%	0.0%	5.6%	0.0%	0.0%	3.2%	0.0%	11.1%
70-74	1.2%		0.0%	0.0%	3.3%	0.0%	0.0%	0.0%	0.0%	0.0%	0.0%	4.9%	0.0%
>=75	0.8%		0.0%	5.3%	0.0%	0.0%	0.0%	0.0%	0.0%	0.0%	0.0%	2.4%	0.0%
Total # of vehicles	260	16	19	30	20	18	18	28	30	31	41	9	
Average speed	45.9	42.1	43.2	44.4	39.8	36.7	45.6	47.2	47.9	47.0	52.1	54.6	
St. Dev.	8.9	9.1	13.3	7.3	8.3	6.9	6.1	4.5	5.3	8.2	8.3	6.0	
85th percentile	53.0	48.0	54.8	48.7	47.3	41.5	47.5	53.0	53.3	52.0	57.0	60.8	
Min	16.0	18.0	18.0	31.0	17.0	20.0	36.0	40.0	38.0	16.0	33.0	49.0	
Max	78.0	60.0	75.0	73.0	49.0	50.0	66.0	55.0	60.0	67.0	78.0	65.0	
Range	62.0	42.0	57.0	42.0	32.0	30.0	30.0	15.0	22.0	51.0	45.0	16.0	

Vehicle Speed (50-75 FT Vehicles)	Hour												
	Total	19:00-20:00	20:00-21:00	21:00-22:00	22:00-23:00	23:00-00:00	00:00-01:00	01:00-02:00	02:00-03:00	03:00-04:00	04:00-05:00	05:00-06:00	06:00-07:00
MPH													
< 10	0.0%		0.0%	0.0%	0.0%	0.0%	0.0%	0.0%	0.0%	0.0%	0.0%	0.0%	0.0%
10-14	0.0%		0.0%	0.0%	0.0%	0.0%	0.0%	0.0%	0.0%	0.0%	0.0%	0.0%	0.0%
15-19	1.7%		0.0%	0.0%	0.0%	9.1%	4.2%	0.0%	0.0%	0.0%	0.0%	0.0%	0.0%
20-24	3.5%		0.0%	9.1%	0.0%	13.6%	4.2%	0.0%	0.0%	0.0%	0.0%	0.0%	0.0%
25-29	5.2%		0.0%	22.7%	4.8%	4.5%	8.3%	0.0%	0.0%	0.0%	0.0%	0.0%	0.0%
30-34	15.0%		33.3%	31.8%	4.8%	18.2%	29.2%	20.0%	0.0%	9.1%	0.0%	0.0%	0.0%
35-39	13.9%		33.3%	18.2%	28.6%	4.5%	4.2%	33.3%	21.4%	9.1%	0.0%	0.0%	0.0%
40-44	26.0%		16.7%	18.2%	23.8%	27.3%	29.2%	40.0%	28.6%	22.7%	35.3%	0.0%	33.3%
45-49	19.7%		0.0%	0.0%	23.8%	18.2%	12.5%	6.7%	28.6%	27.3%	47.1%	42.9%	0.0%
50-54	12.1%		16.7%	0.0%	9.5%	0.0%	4.2%	0.0%	21.4%	27.3%	17.6%	57.1%	33.3%
55-59	1.7%		0.0%	0.0%	0.0%	0.0%	4.2%	0.0%	0.0%	4.5%	0.0%	0.0%	33.3%
60-64	0.6%		0.0%	0.0%	4.8%	0.0%	0.0%	0.0%	0.0%	0.0%	0.0%	0.0%	0.0%
65-69	0.0%		0.0%	0.0%	0.0%	0.0%	0.0%	0.0%	0.0%	0.0%	0.0%	0.0%	0.0%
70-74	0.0%		0.0%	0.0%	0.0%	0.0%	0.0%	0.0%	0.0%	0.0%	0.0%	0.0%	0.0%
>=75	0.6%		0.0%	0.0%	0.0%	4.5%	0.0%	0.0%	0.0%	0.0%	0.0%	0.0%	0.0%
Total # of vehicles	173	6	22	21	22	24	15	14	22	17	7	3	
Average speed	40.8	38.5	32.6	42.9	36.5	37.7	39.0	44.5	45.7	46.2	49.4	50.7	
St. Dev.	9.0	6.8	6.3	7.2	13.0	9.7	4.4	4.7	7.0	3.6	2.7	5.9	
85th percentile	49.2	44.0	39.7	49.0	45.0	46.0	42.9	51.0	53.0	49.6	51.3	54.4	
Min	18.0	31.0	23.0	29.0	18.0	19.0	33.0	36.0	33.0	40.0	46.0	44.0	
Max	75.0	50.0	44.0	61.0	75.0	55.0	49.0	51.0	57.0	52.0	54.0	55.0	
Range	57.0	19.0	21.0	32.0	57.0	36.0	16.0	15.0	24.0	12.0	8.0	11.0	

Vehicle Speed (+75 FT Vehicles)	Hour												
	Total	19:00-20:00	20:00-21:00	21:00-22:00	22:00-23:00	23:00-00:00	00:00-01:00	01:00-02:00	02:00-03:00	03:00-04:00	04:00-05:00	05:00-06:00	06:00-07:00
MPH													
< 10	0.0%	0.0%	0.0%	0.0%	0.0%	0.0%	0.0%	0.0%	0.0%	0.0%	0.0%	0.0%	0.0%
10-14	0.0%	0.0%	0.0%	0.0%	0.0%	0.0%	0.0%	0.0%	0.0%	0.0%	0.0%	0.0%	0.0%
15-19	0.0%	0.0%	0.0%	0.0%	0.0%	0.0%	0.0%	0.0%	0.0%	0.0%	0.0%	0.0%	0.0%
20-24	0.7%	0.0%	0.0%	0.0%	0.0%	0.0%	5.3%	0.0%	0.0%	0.0%	0.0%	0.0%	0.0%
25-29	7.1%	0.0%	21.4%	0.0%	22.2%	15.8%	0.0%	0.0%	0.0%	0.0%	0.0%	0.0%	0.0%
30-34	7.8%	0.0%	21.4%	14.3%	5.6%	21.1%	6.7%	0.0%	0.0%	0.0%	0.0%	0.0%	0.0%
35-39	18.4%	12.5%	35.7%	35.7%	33.3%	21.1%	20.0%	18.2%	0.0%	0.0%	0.0%	0.0%	0.0%
40-44	29.8%	50.0%	7.1%	28.6%	38.9%	26.3%	53.3%	45.5%	16.7%	23.1%	19.0%	0.0%	0.0%
45-49	19.9%	37.5%	14.3%	21.4%	0.0%	10.5%	6.7%	9.1%	66.7%	38.5%	33.3%	0.0%	0.0%
50-54	8.5%	0.0%	0.0%	0.0%	0.0%	0.0%	13.3%	18.2%	0.0%	38.5%	9.5%	50.0%	0.0%
55-59	6.4%	0.0%	0.0%	0.0%	0.0%	0.0%	0.0%	9.1%	16.7%	0.0%	33.3%	0.0%	0.0%
60-64	0.7%	0.0%	0.0%	0.0%	0.0%	0.0%	0.0%	0.0%	0.0%	0.0%	4.8%	0.0%	0.0%
65-69	0.7%	0.0%	0.0%	0.0%	0.0%	0.0%	0.0%	0.0%	0.0%	0.0%	0.0%	50.0%	0.0%
70-74	0.0%	0.0%	0.0%	0.0%	0.0%	0.0%	0.0%	0.0%	0.0%	0.0%	0.0%	0.0%	0.0%
>=75	0.0%	0.0%	0.0%	0.0%	0.0%	0.0%	0.0%	0.0%	0.0%	0.0%	0.0%	0.0%	0.0%
Total # of vehicles	141	8	14	14	18	19	15	11	6	13	21	2	
Average speed	42.1	42.5	35.1	39.7	36.1	35.9	42.3	45.5	48.5	48.2	49.9	58.0	
St. Dev.	8.2	3.5	7.0	5.3	6.3	7.1	4.9	6.0	5.0	4.6	5.9	11.3	
85th percentile	50.0	46.0	40.4	46.1	42.5	41.3	46.7	53.0	51.3	54.0	57.0	63.6	
Min	20.0	37.0	25.0	33.0	25.0	20.0	34.0	38.0	44.0	41.0	41.0	50.0	
Max	66.0	47.0	49.0	49.0	44.0	49.0	52.0	55.0	58.0	54.0	60.0	66.0	
Range	46.0	10.0	24.0	16.0	19.0	29.0	18.0	17.0	14.0	13.0	19.0	16.0	

Day 6 2nd WZ

Vehicle Speed (all vehicles)	Hour												
	Total	19:00-20:00	20:00-21:00	21:00-22:00	22:00-23:00	23:00-00:00	00:00-01:00	01:00-02:00	02:00-03:00	03:00-04:00	04:00-05:00	05:00-06:00	06:00-07:00
MPH													
< 10	0.0%		0.0%	0.0%	0.0%	0.0%	0.0%	0.0%	0.0%	0.0%	0.0%	0.0%	0.0%
10-14	0.2%		0.0%	0.0%	0.0%	0.8%	0.0%	0.0%	0.0%	1.1%	0.0%	0.0%	0.0%
15-19	0.6%		0.0%	0.6%	0.7%	0.8%	1.0%	0.0%	5.5%	0.0%	0.0%	0.0%	0.0%
20-24	1.2%		0.0%	0.0%	2.0%	4.1%	2.0%	1.2%	2.7%	2.3%	0.0%	0.0%	0.0%
25-29	1.7%		0.0%	0.0%	4.1%	2.5%	3.9%	3.7%	4.1%	3.4%	0.0%	0.0%	0.0%
30-34	4.3%		0.0%	1.8%	9.5%	5.0%	8.8%	8.6%	13.7%	6.9%	0.0%	0.0%	0.0%
35-39	7.6%		0.0%	2.9%	5.4%	15.7%	19.6%	16.0%	21.9%	14.9%	2.0%	0.0%	1.0%
40-44	13.3%		9.5%	4.1%	18.4%	15.7%	30.4%	22.2%	30.1%	20.7%	13.3%	1.2%	1.0%
45-49	20.4%		16.7%	23.5%	21.8%	20.7%	22.5%	28.4%	11.0%	33.3%	26.5%	13.5%	10.6%
50-54	25.7%		27.0%	34.1%	21.1%	19.0%	9.8%	12.3%	8.2%	14.9%	39.8%	45.0%	26.9%
55-59	15.0%		29.4%	16.5%	9.5%	13.2%	2.0%	1.2%	1.4%	2.3%	14.3%	25.1%	32.7%
60-64	5.5%		7.9%	8.2%	2.0%	0.8%	0.0%	4.9%	0.0%	0.0%	4.1%	9.4%	18.3%
65-69	2.3%		4.8%	2.4%	3.4%	0.8%	0.0%	1.2%	1.4%	0.0%	0.0%	3.5%	5.8%
70-74	1.1%		1.6%	3.5%	1.4%	0.8%	0.0%	0.0%	0.0%	0.0%	0.0%	1.2%	1.0%
>=75	1.1%		3.2%	2.4%	0.7%	0.0%	0.0%	0.0%	0.0%	0.0%	0.0%	1.2%	2.9%
Total # of vehicles	1280	0	126	170	147	121	102	81	73	87	98	171	104
Average speed	48.8		54.5	52.9	46.1	44.4	41.3	43.7	38.8	42.9	50.3	54.5	56.4
St. Dev.	9.9		7.8	8.8	10.6	10.2	7.3	8.5	9.2	8.0	5.2	5.8	6.9
85th percentile	58.0		61.0	60.0	55.0	55.0	47.0	50.0	47.2	50.0	56.5	59.5	61.0
Min	12.0		40.0	18.0	19.0	13.0	15.0	23.0	15.0	12.0	37.0	44.0	39.0
Max	84.0		82.0	81.0	84.0	71.0	59.0	65.0	67.0	59.0	61.0	81.0	81.0
Range	72.0		42.0	63.0	65.0	58.0	44.0	42.0	52.0	47.0	24.0	37.0	42.0

Vehicle Speed (0-25 FT Vehicles)	Hour												
	Total	19:00-20:00	20:00-21:00	21:00-22:00	22:00-23:00	23:00-00:00	00:00-01:00	01:00-02:00	02:00-03:00	03:00-04:00	04:00-05:00	05:00-06:00	06:00-07:00
MPH													
< 10	0.0%		0.0%	0.0%	0.0%	0.0%	0.0%	0.0%	0.0%	0.0%	0.0%	0.0%	0.0%
10-14	0.3%		0.0%	0.0%	0.0%	1.7%	0.0%	0.0%	0.0%	4.2%	0.0%	0.0%	0.0%
15-19	0.6%		0.0%	0.9%	0.0%	1.7%	2.6%	0.0%	5.0%	0.0%	0.0%	0.0%	0.0%
20-24	1.1%		0.0%	0.0%	2.7%	3.4%	2.6%	0.0%	5.0%	4.2%	0.0%	0.0%	0.0%
25-29	0.9%		0.0%	0.0%	2.7%	1.7%	0.0%	3.3%	5.0%	4.2%	0.0%	0.0%	0.0%
30-34	3.6%		0.0%	2.6%	11.0%	3.4%	10.5%	6.7%	10.0%	8.3%	0.0%	0.0%	0.0%
35-39	5.0%		0.0%	3.4%	2.7%	19.0%	15.8%	13.3%	15.0%	4.2%	0.0%	0.0%	1.3%
40-44	9.2%		9.5%	2.6%	15.1%	8.6%	28.9%	16.7%	30.0%	20.8%	8.6%	1.1%	1.3%
45-49	17.5%		15.5%	24.8%	20.5%	13.8%	26.3%	30.0%	15.0%	25.0%	8.6%	12.5%	7.8%
50-54	29.5%		26.2%	33.3%	21.9%	25.9%	7.9%	23.3%	10.0%	25.0%	45.7%	45.5%	31.2%
55-59	19.9%		29.8%	17.9%	12.3%	19.0%	5.3%	3.3%	5.0%	4.2%	28.6%	26.1%	31.2%
60-64	7.6%		10.7%	9.4%	4.1%	0.0%	0.0%	3.3%	0.0%	0.0%	8.6%	9.1%	18.2%
65-69	3.0%		4.8%	2.6%	4.1%	0.0%	0.0%	0.0%	0.0%	0.0%	0.0%	4.5%	6.5%
70-74	1.1%		2.4%	0.9%	1.4%	1.7%	0.0%	0.0%	0.0%	0.0%	0.0%	1.1%	1.3%
>=75	0.8%		1.2%	1.7%	1.4%	0.0%	0.0%	0.0%	0.0%	0.0%	0.0%	0.0%	1.3%
Total # of vehicles	644	84	117	73	58	38	30	20	24	35	88	77	
Average speed	50.4	54.4	52.1	47.6	45.3	41.5	44.9	39.8	42.9	53.0	54	56	
St. Dev.	9.6	7.0	8.3	11.3	11.2	8.3	7.8	10.0	10.8	5.3	5	6	
85th percentile	59.0	61.0	59.0	57.2	55.5	47.9	51.7	49.2	51.6	58.9	59	61	
Min	12.0	40.0	18.0	24.0	13.0	15.0	27.0	16.0	12.0	40.0	44.0	39.0	
Max	84.0	79.0	76.0	84.0	71.0	59.0	63.0	56.0	59.0	61.0	70.0	80.0	
Range	72.0	39.0	58.0	60.0	58.0	44.0	36.0	40.0	47.0	21.0	26.0	41.0	

		Hour											
Vehicle Speed (25-50 FT Vehicles)	Total	19:00-20:00	20:00-21:00	21:00-22:00	22:00-23:00	23:00-00:00	00:00-01:00	01:00-02:00	02:00-03:00	03:00-04:00	04:00-05:00	05:00-06:00	06:00-07:00
		MPH											
< 10	0.0%		0.0%	0.0%	0.0%	0.0%	0.0%	0.0%	0.0%	0.0%	0.0%	0.0%	0.0%
10-14	0.0%		0.0%	0.0%	0.0%	0.0%	0.0%	0.0%	0.0%	0.0%	0.0%	0.0%	0.0%
15-19	0.8%		0.0%	0.0%	3.3%	0.0%	0.0%	0.0%	4.3%	0.0%	0.0%	0.0%	0.0%
20-24	0.0%		0.0%	0.0%	0.0%	0.0%	0.0%	0.0%	0.0%	0.0%	0.0%	0.0%	0.0%
25-29	1.1%		0.0%	0.0%	6.7%	0.0%	0.0%	0.0%	0.0%	4.0%	0.0%	0.0%	0.0%
30-34	1.5%		0.0%	0.0%	6.7%	0.0%	0.0%	0.0%	4.3%	4.0%	0.0%	0.0%	0.0%
35-39	6.0%		0.0%	0.0%	3.3%	0.0%	25.0%	7.7%	17.4%	16.0%	0.0%	0.0%	0.0%
40-44	17.3%		8.0%	4.2%	16.7%	36.8%	37.5%	15.4%	43.5%	24.0%	17.4%	0.0%	0.0%
45-49	20.3%		8.0%	16.7%	26.7%	26.3%	16.7%	53.8%	13.0%	32.0%	26.1%	10.6%	15.4%
50-54	29.7%		36.0%	33.3%	30.0%	26.3%	20.8%	7.7%	17.4%	16.0%	43.5%	46.8%	15.4%
55-59	10.5%		24.0%	4.2%	3.3%	10.5%	0.0%	0.0%	0.0%	4.0%	8.7%	23.4%	30.8%
60-64	5.3%		4.0%	12.5%	0.0%	0.0%	0.0%	7.7%	0.0%	0.0%	4.3%	12.8%	15.4%
65-69	2.6%		8.0%	4.2%	3.3%	0.0%	0.0%	7.7%	0.0%	0.0%	0.0%	2.1%	7.7%
70-74	1.9%		0.0%	16.7%	0.0%	0.0%	0.0%	0.0%	0.0%	0.0%	0.0%	2.1%	0.0%
>=75	3.0%		12.0%	8.3%	0.0%	0.0%	0.0%	0.0%	0.0%	0.0%	0.0%	2.1%	15.4%
Total # of vehicles	266	25	24	30	19	24	13	23	25	23	47	13	
Average speed	50.2	57.2	58.6	45.2	47.7	43.8	48.2	41.4	43.8	50.0	55.2	59.5	
St. Dev.	9.9	10.6	11.5	9.9	5.3	5.2	7.8	7.6	6.3	4.4	6.0	10.3	
85th percentile	57.0	67.2	73.6	52.7	53.3	50.0	52.8	48.8	50.0	52.7	60.0	67.8	
Min	15.0	42.0	44.0	19.0	40.0	35.0	39.0	15.0	29.0	43.0	47.0	48.0	
Max	82.0	82.0	81.0	65.0	59.0	54.0	65.0	51.0	57.0	61.0	78.0	81.0	
Range	67.0	40.0	37.0	46.0	19.0	19.0	26.0	36.0	28.0	18.0	31.0	33.0	

		Hour											
Vehicle Speed (50-75 FT Vehicles)	Total	19:00-20:00	20:00-21:00	21:00-22:00	22:00-23:00	23:00-00:00	00:00-01:00	01:00-02:00	02:00-03:00	03:00-04:00	04:00-05:00	05:00-06:00	06:00-07:00
		MPH											
< 10	0.0%		0.0%	0.0%	0.0%	0.0%	0.0%	0.0%	0.0%	0.0%	0.0%	0.0%	0.0%
10-14	0.0%		0.0%	0.0%	0.0%	0.0%	0.0%	0.0%	0.0%	0.0%	0.0%	0.0%	0.0%
15-19	1.2%		0.0%	0.0%	0.0%	0.0%	0.0%	0.0%	14.3%	0.0%	0.0%	0.0%	0.0%
20-24	3.6%		0.0%	0.0%	4.8%	18.8%	5.3%	7.7%	0.0%	0.0%	0.0%	0.0%	0.0%
25-29	6.7%		0.0%	0.0%	9.5%	12.5%	10.5%	15.4%	14.3%	4.5%	0.0%	0.0%	0.0%
30-34	10.3%		0.0%	0.0%	9.5%	18.8%	21.1%	23.1%	14.3%	13.6%	0.0%	0.0%	0.0%
35-39	15.2%		0.0%	0.0%	4.8%	12.5%	21.1%	30.8%	50.0%	27.3%	5.0%	0.0%	0.0%
40-44	10.9%		9.1%	14.3%	23.8%	0.0%	21.1%	7.7%	7.1%	13.6%	5.0%	0.0%	0.0%
45-49	27.9%		36.4%	28.6%	33.3%	25.0%	10.5%	7.7%	0.0%	36.4%	60.0%	36.4%	0.0%
50-54	12.1%		18.2%	28.6%	4.8%	6.3%	10.5%	0.0%	0.0%	4.5%	20.0%	45.5%	0.0%
55-59	7.9%		36.4%	21.4%	0.0%	0.0%	0.0%	0.0%	0.0%	10.0%	9.1%	75.0%	0.0%
60-64	1.8%		0.0%	0.0%	0.0%	0.0%	0.0%	7.7%	0.0%	0.0%	0.0%	9.1%	25.0%
65-69	1.2%		0.0%	0.0%	4.8%	6.3%	0.0%	0.0%	0.0%	0.0%	0.0%	0.0%	0.0%
70-74	1.2%		0.0%	7.1%	4.8%	0.0%	0.0%	0.0%	0.0%	0.0%	0.0%	0.0%	0.0%
>=75	0.0%		0.0%	0.0%	0.0%	0.0%	0.0%	0.0%	0.0%	0.0%	0.0%	0.0%	0.0%
Total # of vehicles	165	11	14	21	16	19	13	14	22	20	11	4	
Average speed	43.2	50.7	51.7	43.1	37.4	38.1	36.5	32.1	41.4	48.7	51.8	58.5	
St. Dev.	10.6	5.0	7.7	11.9	12.7	8.1	10.0	7.3	6.7	4.9	4.5	1.7	
85th percentile	52.4	56.0	56.1	49.0	48.5	46.0	42.0	37.1	48.0	53.2	56.5	59.6	
Min	17.0	42.0	43.0	24.0	22.0	21.0	23.0	17.0	26.0	39.0	46.0	56.0	
Max	74.0	57.0	74.0	72.0	66.0	50.0	63.0	40.0	51.0	58.0	60.0	60.0	
Range	57.0	15.0	31.0	48.0	44.0	29.0	40.0	23.0	25.0	19.0	14.0	4.0	

Vehicle Speed (+75 FT Vehicles)	Hour												
	Total	19:00-20:00	20:00-21:00	21:00-22:00	22:00-23:00	23:00-00:00	00:00-01:00	01:00-02:00	02:00-03:00	03:00-04:00	04:00-05:00	05:00-06:00	06:00-07:00
MPH													
< 10	0.0%	0.0%	0.0%	0.0%	0.0%	0.0%	0.0%	0.0%	0.0%	0.0%	0.0%	0.0%	0.0%
10-14	0.0%	0.0%	0.0%	0.0%	0.0%	0.0%	0.0%	0.0%	0.0%	0.0%	0.0%	0.0%	0.0%
15-19	0.0%	0.0%	0.0%	0.0%	0.0%	0.0%	0.0%	0.0%	0.0%	0.0%	0.0%	0.0%	0.0%
20-24	1.0%	0.0%	0.0%	0.0%	0.0%	0.0%	0.0%	0.0%	6.3%	6.3%	0.0%	0.0%	0.0%
25-29	1.0%	0.0%	0.0%	0.0%	0.0%	9.5%	0.0%	0.0%	0.0%	0.0%	0.0%	0.0%	0.0%
30-34	5.4%	0.0%	0.0%	8.7%	3.6%	4.8%	8.0%	31.3%	0.0%	0.0%	0.0%	0.0%	0.0%
35-39	11.7%	0.0%	6.7%	17.4%	21.4%	19.0%	16.0%	12.5%	12.5%	5.0%	0.0%	0.0%	0.0%
40-44	22.9%	16.7%	6.7%	26.1%	25.0%	33.3%	40.0%	31.3%	25.0%	25.0%	4.0%	0.0%	0.0%
45-49	23.4%	33.3%	20.0%	18.7%	28.6%	33.3%	24.0%	12.5%	43.8%	25.0%	12.0%	30.0%	0.0%
50-54	19.5%	16.7%	46.7%	21.7%	7.1%	0.0%	8.0%	0.0%	12.5%	45.0%	40.0%	20.0%	0.0%
55-59	11.2%	33.3%	20.0%	17.4%	10.7%	0.0%	0.0%	0.0%	0.0%	0.0%	32.0%	30.0%	0.0%
60-64	2.4%	0.0%	0.0%	0.0%	3.6%	0.0%	4.0%	0.0%	0.0%	0.0%	4.0%	20.0%	0.0%
65-69	1.0%	0.0%	0.0%	0.0%	0.0%	0.0%	0.0%	6.3%	0.0%	0.0%	4.0%	0.0%	0.0%
70-74	0.0%	0.0%	0.0%	0.0%	0.0%	0.0%	0.0%	0.0%	0.0%	0.0%	0.0%	0.0%	0.0%
>=75	0.5%	0.0%	0.0%	0.0%	0.0%	0.0%	0.0%	0.0%	0.0%	0.0%	4.0%	0.0%	0.0%
Total # of vehicles	205	6	15	23	28	21	25	16	16	20	25	10	
Average speed	46.4	51.3	50.7	45.3	44.5	41.2	43.7	39.8	43.5	47.7	54.9	54.6	
St. Dev.	8.3	6.3	5.3	7.7	7.3	5.9	6.7	9.7	7.3	4.4	7.5	6.3	
85th percentile	54.4	58.3	54.9	54.7	52.0	46.0	48.4	46.3	48.8	52.0	59.0	60.3	
Min	22.0	43.0	39.0	32.0	31.0	26.0	31.0	24.0	22.0	37.0	44.0	46.0	
Max	81.0	59.0	59.0	57.0	60.0	48.0	63.0	67.0	51.0	54.0	81.0	64.0	
Range	59.0	16.0	20.0	25.0	29.0	22.0	32.0	43.0	29.0	17.0	37.0	18.0	

Day 7 Reference

Vehicle Speed (all vehicles)	Hour										
	Total	19:00-20:00	20:00-21:00	21:00-22:00	22:00-23:00	23:00-00:00	00:00-01:00	01:00-02:00	02:00-03:00	03:00-04:00	04:00-05:00
MPH											
< 10	0.0%		0.0%	0.0%	0.0%	0.0%	0.0%	0.0%	0.0%	0.0%	0.0%
10-14	0.1%		0.0%	0.0%	0.0%	0.0%	0.0%	0.0%	0.0%	0.0%	0.0%
15-19	0.0%		0.0%	0.0%	0.0%	0.0%	0.0%	0.0%	0.0%	0.0%	0.0%
20-24	0.0%		0.0%	0.0%	0.0%	0.0%	0.0%	0.0%	0.0%	0.0%	0.0%
25-29	0.1%		0.0%	0.0%	0.0%	0.0%	0.0%	0.0%	1.6%	0.0%	0.0%
30-34	0.7%		0.7%	0.0%	0.8%	0.0%	1.4%	2.2%	1.6%	0.0%	1.0%
35-39	0.7%		0.0%	0.0%	0.0%	3.8%	2.8%	0.0%	1.6%	0.0%	1.0%
40-44	2.1%		0.7%	1.3%	1.5%	1.3%	4.2%	4.4%	4.8%	3.8%	2.0%
45-49	6.4%		2.0%	3.8%	6.8%	8.8%	8.3%	13.3%	11.3%	8.8%	5.9%
50-54	13.1%		7.8%	7.6%	8.3%	16.3%	23.6%	17.8%	32.3%	18.8%	12.7%
55-59	15.1%		11.1%	13.9%	11.3%	18.8%	18.1%	15.6%	21.0%	18.8%	18.6%
60-64	17.6%		17.6%	18.9%	20.3%	16.3%	16.7%	15.6%	9.7%	18.8%	18.6%
65-69	22.0%		29.4%	22.3%	30.1%	22.5%	16.7%	17.8%	8.1%	13.8%	20.6%
70-74	13.5%		20.9%	19.3%	13.5%	6.3%	5.6%	6.7%	6.5%	11.3%	10.8%
>=75	8.6%		9.8%	13.0%	7.5%	6.3%	2.8%	6.7%	1.6%	6.3%	8.8%
Total # of vehicles	979		153	238	133	80	72	45	62	80	102
Average speed	62.1		65.4	65.0	63.4	60.1	57.7	58.5	54.9	59.8	61.8
St. Dev.	10.0		8.3	8.9	9.3	10.0	9.7	10.1	9.2	9.9	9.7
85th percentile	72.0		73.0	73.0	71.0	69.0	68.0	68.4	64.9	70.2	71.9
Min	14.0		32.0	42.0	34.0	37.0	34.0	33.0	29.0	41.0	34.0
Max	101.0		87.0	92.0	101.0	87.0	83.0	79.0	77.0	95.0	83.0
Range	87.0		55.0	50.0	67.0	50.0	49.0	46.0	48.0	54.0	49.0

Vehicle Speed (0-25 FT Vehicles)	Hour										
	Total	19:00-20:00	20:00-21:00	21:00-22:00	22:00-23:00	23:00-00:00	00:00-01:00	01:00-02:00	02:00-03:00	03:00-04:00	04:00-05:00
MPH											
< 10	0.0%		0.0%	0.0%	0.0%	0.0%	0.0%	0.0%	0.0%	0.0%	0.0%
10-14	0.2%		0.0%	0.0%	0.0%	0.0%	0.0%	0.0%	0.0%	0.0%	0.0%
15-19	0.0%		0.0%	0.0%	0.0%	0.0%	0.0%	0.0%	0.0%	0.0%	0.0%
20-24	0.0%		0.0%	0.0%	0.0%	0.0%	0.0%	0.0%	0.0%	0.0%	0.0%
25-29	0.2%		0.0%	0.0%	0.0%	0.0%	0.0%	0.0%	5.3%	0.0%	0.0%
30-34	0.6%		0.8%	0.0%	0.0%	0.0%	2.9%	0.0%	0.0%	0.0%	1.5%
35-39	0.2%		0.0%	0.0%	0.0%	0.0%	2.9%	0.0%	0.0%	0.0%	0.0%
40-44	0.5%		0.0%	0.0%	1.0%	0.0%	0.0%	0.0%	0.0%	0.0%	1.5%
45-49	2.3%		1.6%	1.1%	1.9%	4.3%	5.9%	0.0%	10.5%	0.0%	0.0%
50-54	4.5%		4.7%	3.9%	3.8%	8.5%	2.9%	5.0%	10.5%	5.4%	3.0%
55-59	10.4%		7.9%	10.5%	7.7%	19.1%	8.8%	10.0%	5.3%	13.5%	14.9%
60-64	19.7%		17.3%	17.7%	23.1%	17.0%	26.5%	25.0%	21.1%	21.6%	20.9%
65-69	31.2%		34.6%	27.6%	37.5%	34.0%	32.4%	35.0%	21.1%	27.0%	28.4%
70-74	19.2%		22.8%	24.3%	16.3%	10.6%	11.8%	15.0%	21.1%	18.9%	16.4%
>=75	11.2%		10.2%	14.9%	8.7%	6.4%	5.9%	10.0%	5.3%	13.5%	13.4%
Total # of vehicles	645		127	181	104	47	34	20	19	37	67
Average speed	65.7		66.5	67.1	65.8	63.9	63.0	65.7	61.5	66.3	65.7
St. Dev.	8.6		7.7	7.3	7.7	8.2	10.3	6.2	11.6	8.9	8.6
85th percentile	73.0		73.0	74.0	71.0	70.1	70.1	72.3	72.3	73.6	74.0
Min	14.0		32.0	48.0	41.0	45.0	34.0	53.0	29.0	50.0	34.0
Max	101.0		87.0	92.0	101.0	87.0	83.0	75.0	77.0	95.0	83.0
Range	87.0		55.0	44.0	60.0	42.0	49.0	22.0	48.0	45.0	49.0

Vehicle Speed (25-50 FT Vehicles)	Hour										
	Total	19:00-20:00	20:00-21:00	21:00-22:00	22:00-23:00	23:00-00:00	00:00-01:00	01:00-02:00	02:00-03:00	03:00-04:00	04:00-05:00
MPH											
< 10	0.0%		0.0%	0.0%	0.0%	0.0%	0.0%	0.0%	0.0%	0.0%	0.0%
10-14	0.0%		0.0%	0.0%	0.0%	0.0%	0.0%	0.0%	0.0%	0.0%	0.0%
15-19	0.0%		0.0%	0.0%	0.0%	0.0%	0.0%	0.0%	0.0%	0.0%	0.0%
20-24	0.0%		0.0%	0.0%	0.0%	0.0%	0.0%	0.0%	0.0%	0.0%	0.0%
25-29	0.0%		0.0%	0.0%	0.0%	0.0%	0.0%	0.0%	0.0%	0.0%	0.0%
30-34	0.6%		0.0%	0.0%	8.3%	0.0%	0.0%	0.0%	0.0%	0.0%	0.0%
35-39	1.2%		0.0%	0.0%	0.0%	0.0%	0.0%	0.0%	5.3%	0.0%	5.3%
40-44	4.2%		0.0%	5.9%	8.3%	0.0%	10.0%	12.5%	0.0%	5.0%	0.0%
45-49	9.7%		7.1%	5.9%	25.0%	18.8%	10.0%	12.5%	10.5%	5.0%	5.3%
50-54	25.5%		28.6%	5.9%	8.3%	12.5%	35.0%	25.0%	57.9%	30.0%	31.6%
55-59	26.1%		7.1%	26.5%	16.7%	31.3%	35.0%	25.0%	26.3%	35.0%	26.3%
60-64	16.4%		14.3%	32.4%	16.7%	18.8%	5.0%	0.0%	0.0%	20.0%	21.1%
65-69	6.7%		7.1%	8.8%	8.3%	12.5%	5.0%	12.5%	0.0%	0.0%	10.5%
70-74	3.6%		21.4%	2.9%	8.3%	0.0%	0.0%	0.0%	0.0%	5.0%	0.0%
>=75	6.1%		14.3%	11.8%	0.0%	6.3%	0.0%	12.5%	0.0%	0.0%	0.0%
Total # of vehicles	165	14	34	12	16	20	20	8	19	20	19
Average speed	57.3	63.1	61.6	54.0	57.8	53.6	56.4	51.8	55.9	55.6	
St. Dev.	9.7	10.7	11.3	10.5	7.7	6.0	11.6	4.5	6.0	7.3	
85th percentile	65.0	74.1	67.3	63.1	64.5	59.0	64.6	56.0	60.2	61.3	
Min	34.0	47.0	42.0	34.0	46.0	40.0	40.0	37.0	44.0	37.0	
Max	92.0	82.0	92.0	71.0	75.0	67.0	79.0	56.0	73.0	69.0	
Range	58.0	35.0	50.0	37.0	29.0	27.0	39.0	19.0	29.0	32.0	

Vehicle Speed (50-75 FT Vehicles)	Hour										
	Total	19:00-20:00	20:00-21:00	21:00-22:00	22:00-23:00	23:00-00:00	00:00-01:00	01:00-02:00	02:00-03:00	03:00-04:00	04:00-05:00
MPH											
< 10	0.0%		0.0%	0.0%	0.0%	0.0%	0.0%	0.0%	0.0%	0.0%	0.0%
10-14	0.0%		0.0%	0.0%	0.0%	0.0%	0.0%	0.0%	0.0%	0.0%	0.0%
15-19	0.0%		0.0%	0.0%	0.0%	0.0%	0.0%	0.0%	0.0%	0.0%	0.0%
20-24	0.0%		0.0%	0.0%	0.0%	0.0%	0.0%	0.0%	0.0%	0.0%	0.0%
25-29	0.0%		0.0%	0.0%	0.0%	0.0%	0.0%	0.0%	0.0%	0.0%	0.0%
30-34	1.5%		0.0%	0.0%	0.0%	0.0%	6.3%	4.8%	0.0%	0.0%	0.0%
35-39	3.0%		0.0%	0.0%	0.0%	17.6%	8.3%	0.0%	0.0%	0.0%	0.0%
40-44	7.5%		0.0%	5.9%	0.0%	5.9%	8.3%	6.3%	14.3%	11.1%	10.0%
45-49	21.1%		0.0%	29.4%	30.8%	11.8%	8.3%	31.3%	9.5%	27.8%	40.0%
50-54	34.6%		22.2%	41.2%	38.5%	41.2%	50.0%	31.3%	28.6%	33.3%	20.0%
55-59	23.3%		66.7%	17.6%	30.8%	5.9%	16.7%	18.8%	28.6%	16.7%	30.0%
60-64	6.8%		11.1%	5.9%	0.0%	11.8%	8.3%	6.3%	9.5%	5.6%	0.0%
65-69	1.5%		0.0%	0.0%	0.0%	0.0%	0.0%	4.8%	5.6%	0.0%	0.0%
70-74	0.0%		0.0%	0.0%	0.0%	0.0%	0.0%	0.0%	0.0%	0.0%	0.0%
>=75	0.8%		0.0%	0.0%	0.0%	5.9%	0.0%	0.0%	0.0%	0.0%	0.0%
Total # of vehicles	133	9	17	13	17	12	16	21	18	10	
Average speed	51.9	56.6	52.1	52.8	51.6	51.2	50.4	52.1	51.0	50.8	
St. Dev.	6.8	3.9	4.6	4.5	10.9	6.9	6.7	7.6	6.4	5.4	
85th percentile	58.0	59.0	57.0	58.2	58.0	57.7	55.0	58.0	56.5	56.3	
Min	31.0	51.0	44.0	47.0	37.0	36.0	33.0	31.0	41.0	43.0	
Max	84.0	64.0	61.0	59.0	84.0	61.0	63.0	65.0	66.0	59.0	
Range	53.0	13.0	17.0	12.0	47.0	25.0	30.0	34.0	25.0	16.0	

Vehicle Speed (+75 FT Vehicles)	Hour										
	Total	19:00-20:00	20:00-21:00	21:00-22:00	22:00-23:00	23:00-00:00	00:00-01:00	01:00-02:00	02:00-03:00	03:00-04:00	04:00-05:00
MPH											
< 10	0.0%		0.0%	0.0%	0.0%		0.0%	0.0%	0.0%	0.0%	0.0%
10-14	0.0%		0.0%	0.0%	0.0%		0.0%	0.0%	0.0%	0.0%	0.0%
15-19	0.0%		0.0%	0.0%	0.0%		0.0%	0.0%	0.0%	0.0%	0.0%
20-24	0.0%		0.0%	0.0%	0.0%		0.0%	0.0%	0.0%	0.0%	0.0%
25-29	0.0%		0.0%	0.0%	0.0%		0.0%	0.0%	0.0%	0.0%	0.0%
30-34	0.0%		0.0%	0.0%	0.0%		0.0%	0.0%	0.0%	0.0%	0.0%
35-39	0.0%		0.0%	0.0%	0.0%		0.0%	0.0%	0.0%	0.0%	0.0%
40-44	2.8%		33.3%	0.0%	0.0%		0.0%	0.0%	0.0%	0.0%	0.0%
45-49	11.1%		0.0%	0.0%	0.0%		16.7%	0.0%	33.3%	20.0%	16.7%
50-54	30.6%		0.0%	33.3%	25.0%		50.0%	0.0%	33.3%	20.0%	50.0%
55-59	19.4%		0.0%	33.3%	25.0%		16.7%	0.0%	33.3%	0.0%	16.7%
60-64	25.0%		66.7%	16.7%	25.0%		16.7%	100.0%	0.0%	40.0%	16.7%
65-69	2.8%		0.0%	0.0%	0.0%		0.0%	0.0%	0.0%	0.0%	0.0%
70-74	5.6%		0.0%	16.7%	0.0%		0.0%	0.0%	0.0%	20.0%	0.0%
>=75	2.8%		0.0%	0.0%	25.0%		0.0%	0.0%	0.0%	0.0%	0.0%
Total # of vehicles	36		3	6	4	0	6	1	3	5	6
Average speed	57.5		55.7	59.5	64.3		54.2	61.0	52.0	59.0	54.8
St. Dev.	8.2		11.2	6.8	16.9		4.1	#DIV/0!	3.6	8.6	4.6
85th percentile	63.5		62.8	65.8	76.4		57.8	61.0	54.5	65.2	59.5
Min	43.0		43.0	54.0	52.0		48.0	61.0	49.0	48.0	48.0
Max	89.0		64.0	71.0	89.0		60.0	61.0	56.0	70.0	61.0
Range	46.0	0.0	21.0	17.0	37.0		12.0	0.0	7.0	22.0	13.0

Day 7 End of Taper

Vehicle Speed (all vehicles)	Hour											
	Total	19:00-20:00	20:00-21:00	21:00-22:00	22:00-23:00	23:00-00:00	00:00-01:00	01:00-02:00	02:00-03:00	03:00-04:00	04:00-05:00	05:00-06:00
MPH												
< 10	0.0%		0.0%	0.0%	0.0%	0.0%	0.0%	0.0%	0.0%	0.0%	0.0%	0.0%
10-14	0.1%		0.0%	0.0%	0.0%	0.0%	0.0%	0.0%	0.0%	0.0%	0.0%	12.5%
15-19	0.2%		0.0%	0.0%	0.0%	0.0%	0.0%	0.0%	0.0%	0.0%	0.0%	25.0%
20-24	0.3%		0.0%	0.0%	0.0%	0.0%	0.0%	0.0%	1.3%	1.2%	0.0%	12.5%
25-29	0.2%		0.0%	0.0%	0.0%	0.0%	0.0%	0.0%	1.3%	1.2%	0.0%	0.0%
30-34	0.5%		0.6%	0.0%	0.0%	0.0%	0.0%	2.2%	1.3%	0.0%	0.9%	12.5%
35-39	1.9%		1.9%	1.2%	0.0%	4.8%	1.4%	2.2%	5.1%	1.2%	1.8%	0.0%
40-44	4.9%		1.3%	1.2%	2.9%	6.0%	7.0%	10.9%	23.1%	4.8%	3.7%	0.0%
45-49	11.0%		6.3%	8.6%	13.8%	13.3%	8.5%	17.4%	21.8%	7.2%	11.0%	25.0%
50-54	18.5%		16.9%	15.2%	15.2%	14.5%	26.8%	21.7%	29.5%	31.3%	12.8%	0.0%
55-59	20.2%		21.9%	21.3%	20.3%	14.5%	33.8%	13.0%	10.3%	19.3%	22.9%	0.0%
60-64	18.8%		21.9%	20.5%	19.6%	21.7%	12.7%	15.2%	2.6%	20.5%	24.8%	0.0%
65-69	13.6%		16.9%	20.9%	15.2%	15.7%	5.6%	10.9%	0.0%	7.2%	11.0%	0.0%
70-74	7.6%		8.8%	9.4%	7.2%	8.4%	4.2%	4.3%	3.8%	4.8%	10.1%	12.5%
>=75	2.2%		3.8%	1.6%	5.8%	1.2%	0.0%	2.2%	0.0%	1.2%	0.9%	0.0%
Total # of vehicles	1020	160	244	138	83	71	46	78	83	109	8	
Average speed	57.4	59.8	59.9	59.3	57.3	55.8	54.3	48.5	55.8	58.2	32.5	
St. Dev.	9.7	8.6	8.3	9.4	9.9	7.0	10.0	9.0	9.0	8.9	20.9	
85th percentile	67.0	68.2	68.0	68.0	67.0	62.5	65.0	55.5	64.0	68.0	48.9	
Min	10.0	0.0	34.0	35.0	41.0	36.0	39.0	34.0	20.0	22.0	31.0	10.0
Max	88.0	0.0	84.0	85.0	88.0	86.0	71.0	82.0	74.0	77.0	76.0	70.0
Range	78.0	0.0	50.0	50.0	47.0	50.0	32.0	48.0	54.0	55.0	45.0	60.0

Vehicle Speed (0-25 FT Vehicles)	Hour											
	Total	19:00-20:00	20:00-21:00	21:00-22:00	22:00-23:00	23:00-00:00	00:00-01:00	01:00-02:00	02:00-03:00	03:00-04:00	04:00-05:00	05:00-06:00
MPH												
< 10	0.0%		0.0%	0.0%	0.0%	0.0%	0.0%	0.0%	0.0%	0.0%	0.0%	0.0%
10-14	0.1%		0.0%	0.0%	0.0%	0.0%	0.0%	0.0%	0.0%	0.0%	0.0%	12.5%
15-19	0.3%		0.0%	0.0%	0.0%	0.0%	0.0%	0.0%	0.0%	0.0%	0.0%	25.0%
20-24	0.3%		0.0%	0.0%	0.0%	0.0%	0.0%	0.0%	0.0%	2.4%	0.0%	12.5%
25-29	0.1%		0.0%	0.0%	0.0%	0.0%	0.0%	0.0%	0.0%	2.4%	0.0%	0.0%
30-34	0.7%		0.8%	0.0%	0.0%	0.0%	0.0%	4.3%	3.3%	0.0%	1.3%	12.5%
35-39	1.3%		2.3%	0.5%	0.0%	4.1%	3.1%	0.0%	0.0%	2.4%	1.3%	0.0%
40-44	2.8%		1.5%	0.5%	0.0%	4.1%	9.4%	8.7%	20.0%	2.4%	2.7%	0.0%
45-49	6.6%		5.3%	5.2%	7.6%	8.2%	6.3%	4.3%	13.3%	2.4%	8.0%	25.0%
50-54	11.6%		11.3%	13.6%	8.6%	8.2%	18.8%	13.0%	23.3%	12.2%	6.7%	0.0%
55-59	19.4%		22.6%	17.3%	23.8%	12.2%	21.9%	13.0%	23.3%	22.0%	17.3%	0.0%
60-64	23.4%		21.8%	23.0%	23.8%	26.5%	18.8%	26.1%	6.7%	29.3%	32.0%	0.0%
65-69	19.7%		19.5%	26.7%	20.0%	24.5%	12.5%	21.7%	0.0%	12.2%	14.7%	0.0%
70-74	10.8%		10.5%	11.0%	8.6%	12.2%	9.4%	8.7%	10.0%	9.8%	14.7%	12.5%
>=75	2.9%		4.5%	2.1%	7.6%	0.0%	0.0%	0.0%	0.0%	2.4%	1.3%	0.0%
Total # of vehicles	687	133	191	105	49	32	23	30	41	75	8	
Average speed	60.0	60.7	61.6	62.1	59.9	57.5	58.0	52.7	58.2	60.5	33	
St. Dev.	9.6	8.9	7.7	8.4	9.1	8.8	9.9	10.2	11.3	9.0	21	
85th percentile	69.0	69.2	69.0	70.0	68.8	67.0	66.0	60.6	68.0	69.9	49	
Min	10.0	34.0	39.0	46.0	36.0	39.0	34.0	30.0	22.0	31.0	10.0	
Max	88.0	84.0	85.0	88.0	72.0	71.0	71.0	74.0	77.0	76.0	70.0	
Range	78.0	50.0	46.0	42.0	36.0	32.0	37.0	44.0	55.0	45.0	60.0	

Vehicle Speed (25-50 FT Vehicles)	Hour											
	Total	19:00-20:00	20:00-21:00	21:00-22:00	22:00-23:00	23:00-00:00	00:00-01:00	01:00-02:00	02:00-03:00	03:00-04:00	04:00-05:00	05:00-06:00
MPH												
< 10	0.0%		0.0%	0.0%	0.0%	0.0%	0.0%	0.0%	0.0%	0.0%	0.0%	
10-14	0.0%		0.0%	0.0%	0.0%	0.0%	0.0%	0.0%	0.0%	0.0%	0.0%	
15-19	0.0%		0.0%	0.0%	0.0%	0.0%	0.0%	0.0%	0.0%	0.0%	0.0%	
20-24	0.0%		0.0%	0.0%	0.0%	0.0%	0.0%	0.0%	0.0%	0.0%	0.0%	
25-29	0.6%		0.0%	0.0%	0.0%	0.0%	0.0%	0.0%	4.3%	0.0%	0.0%	
30-34	0.0%		0.0%	0.0%	0.0%	0.0%	0.0%	0.0%	0.0%	0.0%	0.0%	
35-39	1.3%		0.0%	0.0%	0.0%	5.6%	0.0%	0.0%	0.0%	0.0%	6.7%	
40-44	7.1%		0.0%	3.3%	7.7%	5.6%	0.0%	0.0%	26.1%	6.3%	6.7%	
45-49	18.6%		13.3%	13.3%	30.8%	5.6%	11.1%	25.0%	39.1%	18.8%	13.3%	
50-54	30.8%		60.0%	10.0%	38.5%	27.8%	33.3%	37.5%	30.4%	43.8%	20.0%	
55-59	25.0%		13.3%	46.7%	7.7%	27.8%	50.0%	12.5%	0.0%	12.5%	33.3%	
60-64	10.3%		6.7%	20.0%	7.7%	11.1%	5.6%	12.5%	0.0%	12.5%	13.3%	
65-69	2.6%		6.7%	0.0%	0.0%	5.6%	0.0%	0.0%	0.0%	6.3%	6.7%	
70-74	2.6%		0.0%	6.7%	7.7%	5.6%	0.0%	0.0%	0.0%	0.0%	0.0%	
>=75	1.3%		0.0%	0.0%	0.0%	5.6%	0.0%	12.5%	0.0%	0.0%	0.0%	
Total # of vehicles	156		15	30	13	18	18	8	23	16	15	
Average speed	53.8		53.9	56.9	52.2	56.6	55.0	56.3	46.3	53.9	54.0	
St. Dev.	7.9		5.9	6.3	8.2	11.2	4.0	11.3	6.1	5.9	7.6	
85th percentile	60.8		56.8	63.0	57.6	66.3	58.5	59.9	51.7	60.3	61.7	
Min	26.0		45.0	44.0	41.0	39.0	48.0	47.0	26.0	43.0	38.0	
Max	86.0		69.0	71.0	72.0	86.0	63.0	82.0	54.0	65.0	65.0	
Range	60.0		24.0	27.0	31.0	47.0	15.0	35.0	28.0	22.0	27.0	

Vehicle Speed (50-75 FT Vehicles)	Hour											
	Total	19:00-20:00	20:00-21:00	21:00-22:00	22:00-23:00	23:00-00:00	00:00-01:00	01:00-02:00	02:00-03:00	03:00-04:00	04:00-05:00	05:00-06:00
MPH												
< 10	0.0%		0.0%	0.0%	0.0%	0.0%	0.0%	0.0%	0.0%	0.0%	0.0%	
10-14	0.0%		0.0%	0.0%	0.0%	0.0%	0.0%	0.0%	0.0%	0.0%	0.0%	
15-19	0.0%		0.0%	0.0%	0.0%	0.0%	0.0%	0.0%	0.0%	0.0%	0.0%	
20-24	0.8%		0.0%	0.0%	0.0%	0.0%	0.0%	0.0%	5.6%	0.0%	0.0%	
25-29	0.0%		0.0%	0.0%	0.0%	0.0%	0.0%	0.0%	0.0%	0.0%	0.0%	
30-34	0.0%		0.0%	0.0%	0.0%	0.0%	0.0%	0.0%	0.0%	0.0%	0.0%	
35-39	5.4%		0.0%	11.1%	0.0%	7.1%	0.0%	8.3%	16.7%	0.0%	0.0%	
40-44	14.0%		0.0%	5.6%	14.3%	14.3%	16.7%	25.0%	27.8%	9.5%	7.1%	
45-49	24.0%		0.0%	27.8%	50.0%	35.7%	16.7%	33.3%	16.7%	9.5%	21.4%	
50-54	31.8%		16.7%	33.3%	21.4%	21.4%	25.0%	16.7%	33.3%	57.1%	35.7%	
55-59	18.6%		33.3%	22.2%	14.3%	7.1%	33.3%	16.7%	0.0%	19.0%	35.7%	
60-64	5.4%		50.0%	0.0%	0.0%	14.3%	8.3%	0.0%	0.0%	4.8%	0.0%	
65-69	0.0%		0.0%	0.0%	0.0%	0.0%	0.0%	0.0%	0.0%	0.0%	0.0%	
70-74	0.0%		0.0%	0.0%	0.0%	0.0%	0.0%	0.0%	0.0%	0.0%	0.0%	
>=75	0.0%		0.0%	0.0%	0.0%	0.0%	0.0%	0.0%	0.0%	0.0%	0.0%	
Total # of vehicles	129		6	18	14	14	12	12	18	21	14	
Average speed	49.6		57.8	49.1	48.5	49.6	52.2	46.8	44.2	52.1	51.5	
St. Dev.	6.6		3.3	6.5	4.4	6.7	6.4	6.1	8.3	4.3	4.8	
85th percentile	56.0		60.0	55.5	54.1	56.2	57.7	54.1	52.0	56.0	55.0	
Min	20.0		52.0	35.0	41.0	39.0	40.0	37.0	20.0	43.0	41.0	
Max	62.0		60.0	59.0	55.0	62.0	60.0	56.0	53.0	60.0	58.0	
Range	42.0		8.0	24.0	14.0	23.0	20.0	19.0	33.0	17.0	17.0	

Vehicle Speed (+75 FT Vehicles)	Hour											
	Total	19:00-20:00	20:00-21:00	21:00-22:00	22:00-23:00	23:00-00:00	00:00-01:00	01:00-02:00	02:00-03:00	03:00-04:00	04:00-05:00	05:00-06:00
MPH												
< 10	0.0%	0.0%	0.0%	0.0%	0.0%	0.0%	0.0%	0.0%	0.0%	0.0%	0.0%	0.0%
10-14	0.0%	0.0%	0.0%	0.0%	0.0%	0.0%	0.0%	0.0%	0.0%	0.0%	0.0%	0.0%
15-19	0.0%	0.0%	0.0%	0.0%	0.0%	0.0%	0.0%	0.0%	0.0%	0.0%	0.0%	0.0%
20-24	0.0%	0.0%	0.0%	0.0%	0.0%	0.0%	0.0%	0.0%	0.0%	0.0%	0.0%	0.0%
25-29	0.0%	0.0%	0.0%	0.0%	0.0%	0.0%	0.0%	0.0%	0.0%	0.0%	0.0%	0.0%
30-34	0.0%	0.0%	0.0%	0.0%	0.0%	0.0%	0.0%	0.0%	0.0%	0.0%	0.0%	0.0%
35-39	2.1%	0.0%	0.0%	0.0%	0.0%	0.0%	0.0%	0.0%	14.3%	0.0%	0.0%	0.0%
40-44	4.2%	0.0%	0.0%	16.7%	0.0%	0.0%	0.0%	0.0%	14.3%	0.0%	0.0%	0.0%
45-49	14.6%	16.7%	40.0%	0.0%	50.0%	0.0%	33.3%	14.3%	0.0%	20.0%	0.0%	0.0%
50-54	41.7%	33.3%	40.0%	66.7%	0.0%	44.4%	66.7%	42.9%	40.0%	20.0%	0.0%	0.0%
55-59	20.8%	16.7%	20.0%	0.0%	0.0%	44.4%	0.0%	14.3%	20.0%	40.0%	0.0%	0.0%
60-64	16.7%	33.3%	0.0%	16.7%	50.0%	11.1%	0.0%	0.0%	40.0%	20.0%	0.0%	0.0%
65-69	0.0%	0.0%	0.0%	0.0%	0.0%	0.0%	0.0%	0.0%	0.0%	0.0%	0.0%	0.0%
70-74	0.0%	0.0%	0.0%	0.0%	0.0%	0.0%	0.0%	0.0%	0.0%	0.0%	0.0%	0.0%
>=75	0.0%	0.0%	0.0%	0.0%	0.0%	0.0%	0.0%	0.0%	0.0%	0.0%	0.0%	0.0%
Total # of vehicles	48	6	5	6	2	9	3	7	5	5	0	0
Average speed	53.3	56.0	50.2	51.5	54.5	55.9	50.7	48.6	56.6	55.0	0	0
St. Dev.	5.4	5.4	4.9	5.8	7.8	2.8	2.1	5.7	5.3	5.3	0	0
85th percentile	60.0	61.3	54.4	54.8	58.4	58.6	52.1	52.4	61.6	58.6	0	0
Min	39.0	49.0	45.0	42.0	49.0	52.0	49.0	39.0	51.0	47.0	0	0
Max	64.0	62.0	55.0	60.0	60.0	60.0	53.0	56.0	64.0	61.0	0	0
Range	25.0	13.0	10.0	18.0	11.0	8.0	4.0	17.0	13.0	14.0	0	0

Day 7 1st WZ

Vehicle Speed (all vehicles)	Hour											
	Total	19:00-20:00	20:00-21:00	21:00-22:00	22:00-23:00	23:00-00:00	00:00-01:00	01:00-02:00	02:00-03:00	03:00-04:00	04:00-05:00	05:00-06:00
MPH												
< 10	0.0%		0.0%	0.0%	0.0%	0.0%	0.0%	0.0%	0.0%	0.0%	0.0%	0.0%
10-14	0.3%		0.0%	0.0%	1.3%	0.0%	0.0%	0.0%	0.0%	0.0%	0.0%	7.7%
15-19	1.1%		0.0%	0.8%	6.0%	0.0%	0.0%	0.0%	1.5%	0.0%	0.0%	0.0%
20-24	2.6%		0.0%	2.0%	10.6%	1.2%	0.0%	0.0%	0.0%	0.0%	0.0%	30.8%
25-29	5.9%		0.0%	12.0%	18.5%	1.2%	0.0%	0.0%	2.9%	1.1%	0.0%	0.0%
30-34	7.1%		0.0%	13.9%	16.6%	7.3%	5.5%	0.0%	2.9%	0.0%	0.8%	7.7%
35-39	9.8%		5.7%	15.1%	17.2%	15.9%	4.1%	6.7%	13.2%	2.2%	0.0%	0.0%
40-44	13.0%		15.9%	16.3%	13.2%	20.7%	12.3%	11.1%	10.3%	10.1%	2.5%	0.0%
45-49	17.3%		19.1%	18.3%	4.6%	14.6%	27.4%	26.7%	23.5%	21.3%	14.3%	15.4%
50-54	19.2%		30.6%	15.5%	6.0%	18.3%	26.0%	22.2%	23.5%	24.7%	19.3%	0.0%
55-59	13.5%		17.2%	4.0%	3.3%	9.8%	15.1%	20.0%	17.6%	22.5%	31.9%	15.4%
60-64	5.8%		8.3%	1.6%	2.0%	7.3%	8.2%	6.7%	1.5%	5.6%	16.0%	7.7%
65-69	2.5%		1.9%	0.4%	0.0%	2.4%	1.4%	6.7%	1.5%	6.7%	7.6%	0.0%
70-74	1.4%		0.6%	0.0%	0.7%	1.2%	0.0%	0.0%	0.0%	5.6%	4.2%	15.4%
>=75	0.5%		0.0%	0.0%	0.0%	0.0%	0.0%	0.0%	1.5%	0.0%	3.4%	0.0%
Total # of vehicles	1048	157	251	151	82	73	45	68	89	89	119	13
Average speed	46.2	50.5	41.0	34.4	46.4	49.8	51.4	47.7	53.2	56.8	42.7	
St. Dev.	11.7	7.3	9.6	11.4	10.1	7.8	7.9	9.8	8.4	8.2	20.5	
85th percentile	57.0	58.0	52.0	46.0	56.9	58.0	59.0	56.0	60.8	64.3	63.4	
Min	12.0	23.0	16.0	12.0	24.0	31.0	35.0	19.0	28.0	34.0	12.0	
Max	83.0	70.0	65.0	70.0	74.0	67.0	69.0	80.0	74.0	83.0	73.0	
Range	71.0	47.0	49.0	58.0	50.0	36.0	34.0	61.0	46.0	49.0	61.0	

Vehicle Speed (0-25 FT Vehicles)	Hour											
	Total	19:00-20:00	20:00-21:00	21:00-22:00	22:00-23:00	23:00-00:00	00:00-01:00	01:00-02:00	02:00-03:00	03:00-04:00	04:00-05:00	05:00-06:00
MPH												
< 10	0.0%		0.0%	0.0%	0.0%	0.0%	0.0%	0.0%	0.0%	0.0%	0.0%	0.0%
10-14	0.3%		0.0%	0.0%	1.7%	0.0%	0.0%	0.0%	0.0%	0.0%	0.0%	0.0%
15-19	1.1%		0.0%	1.0%	4.3%	0.0%	0.0%	0.0%	4.2%	0.0%	0.0%	0.0%
20-24	3.0%		0.8%	2.0%	10.3%	2.0%	0.0%	0.0%	0.0%	0.0%	0.0%	33.3%
25-29	6.9%		0.0%	11.8%	17.9%	2.0%	0.0%	0.0%	4.2%	2.5%	0.0%	0.0%
30-34	6.9%		0.0%	12.3%	16.2%	3.9%	0.0%	0.0%	4.2%	0.0%	0.0%	11.1%
35-39	9.9%		6.1%	13.7%	19.7%	13.7%	3.2%	0.0%	8.3%	0.0%	0.0%	0.0%
40-44	10.9%		15.2%	16.2%	10.3%	17.6%	3.2%	5.6%	0.0%	0.0%	0.0%	0.0%
45-49	14.3%		15.9%	18.1%	6.0%	11.8%	29.0%	22.2%	20.8%	15.0%	5.5%	11.1%
50-54	19.2%		30.3%	18.1%	7.7%	25.5%	25.8%	11.1%	20.8%	17.5%	17.8%	0.0%
55-59	15.6%		18.9%	4.9%	3.4%	13.7%	16.1%	38.9%	29.2%	37.5%	38.4%	11.1%
60-64	7.4%		9.8%	1.5%	2.6%	7.8%	19.4%	11.1%	0.0%	10.0%	21.9%	11.1%
65-69	2.7%		2.3%	0.5%	0.0%	0.0%	3.2%	11.1%	4.2%	10.0%	9.6%	0.0%
70-74	1.6%		0.8%	0.0%	0.0%	2.0%	0.0%	0.0%	0.0%	7.5%	5.5%	22.2%
>=75	0.3%		0.0%	0.0%	0.0%	0.0%	0.0%	0.0%	4.2%	0.0%	1.4%	0.0%
Total # of vehicles	699	132	204	117	51	31	18	24	40	73	9	
Average speed	46.5	51.0	41.7	35.0	47.4	53.1	55.3	49.8	56.5	58.5	46	
St. Dev.	12.1	7.6	9.7	11.3	10.1	7.0	7.0	12.9	8.5	6.6	21	
85th percentile	58.0	58.4	52.0	48.6	56.5	61.0	61.4	58.6	66.0	65.0	71	
Min	12.0	23.0	16.0	12.0	24.0	35.0	41.0	19.0	28.0	45.0	24.0	
Max	80.0	70.0	65.0	62.0	74.0	67.0	68.0	80.0	74.0	75.0	73.0	
Range	68.0	47.0	49.0	50.0	50.0	32.0	27.0	61.0	46.0	30.0	49.0	

Vehicle Speed (25-50 FT Vehicles)	Hour											
	Total	19:00-20:00	20:00-21:00	21:00-22:00	22:00-23:00	23:00-00:00	00:00-01:00	01:00-02:00	02:00-03:00	03:00-04:00	04:00-05:00	05:00-06:00
MPH												
< 10	0.0%		0.0%	0.0%	0.0%	0.0%	0.0%	0.0%	0.0%	0.0%	0.0%	0.0%
10-14	0.0%		0.0%	0.0%	0.0%	0.0%	0.0%	0.0%	0.0%	0.0%	0.0%	0.0%
15-19	1.9%		0.0%	0.0%	18.8%	0.0%	0.0%	0.0%	0.0%	0.0%	0.0%	0.0%
20-24	1.2%		0.0%	4.2%	6.3%	0.0%	0.0%	0.0%	0.0%	0.0%	0.0%	0.0%
25-29	1.9%		0.0%	8.3%	6.3%	0.0%	0.0%	0.0%	0.0%	0.0%	0.0%	0.0%
30-34	6.8%		0.0%	12.5%	25.0%	14.3%	5.0%	0.0%	0.0%	0.0%	5.3%	0.0%
35-39	5.6%		7.7%	16.7%	12.5%	7.1%	5.0%	0.0%	0.0%	0.0%	0.0%	0.0%
40-44	15.5%		23.1%	20.8%	18.8%	28.6%	10.0%	18.2%	5.6%	16.0%	5.3%	0.0%
45-49	26.1%		38.5%	25.0%	0.0%	14.3%	45.0%	18.2%	33.3%	28.0%	21.1%	100.0%
50-54	21.7%		23.1%	8.3%	0.0%	14.3%	25.0%	27.3%	44.4%	32.0%	21.1%	0.0%
55-59	8.1%		7.7%	0.0%	6.3%	0.0%	10.0%	18.2%	11.1%	8.0%	15.8%	0.0%
60-64	4.3%		0.0%	4.2%	0.0%	14.3%	0.0%	9.1%	5.6%	0.0%	10.5%	0.0%
65-69	3.1%		0.0%	0.0%	0.0%	7.1%	0.0%	9.1%	0.0%	8.0%	5.3%	0.0%
70-74	2.5%		0.0%	0.0%	6.3%	0.0%	0.0%	0.0%	0.0%	8.0%	5.3%	0.0%
>=75	1.2%		0.0%	0.0%	0.0%	0.0%	0.0%	0.0%	0.0%	0.0%	10.5%	0.0%
Total # of vehicles	161	13	24	16	14	20	11	18	25	19	1	
Average speed	47.5	46.8	40.4	34.1	46.8	47.9	52.8	51.0	52.1	55.7	46.0	
St. Dev.	11.0	5.3	9.5	14.3	10.6	6.2	8.0	4.5	8.2	12.2	#DIV/0!	
85th percentile	57.0	51.2	48.6	41.8	61.1	53.2	59.0	54.5	59.6	67.2	46.0	
Min	17.0	37.0	22.0	17.0	32.0	32.0	43.0	42.0	40.0	34.0	46.0	
Max	83.0	58.0	61.0	70.0	67.0	58.0	69.0	61.0	70.0	83.0	46.0	
Range	66.0	21.0	39.0	53.0	35.0	26.0	26.0	19.0	30.0	49.0	0.0	

Vehicle Speed (50-75 FT Vehicles)	Hour											
	Total	19:00-20:00	20:00-21:00	21:00-22:00	22:00-23:00	23:00-00:00	00:00-01:00	01:00-02:00	02:00-03:00	03:00-04:00	04:00-05:00	05:00-06:00
MPH												
< 10	0.0%		0.0%	0.0%	0.0%	0.0%	0.0%	0.0%	0.0%	0.0%	0.0%	0.0%
10-14	0.8%		0.0%	0.0%	0.0%	0.0%	0.0%	0.0%	0.0%	0.0%	0.0%	100.0%
15-19	0.8%		0.0%	0.0%	9.1%	0.0%	0.0%	0.0%	0.0%	0.0%	0.0%	0.0%
20-24	1.7%		0.0%	0.0%	18.2%	0.0%	0.0%	0.0%	0.0%	0.0%	0.0%	0.0%
25-29	7.6%		0.0%	14.3%	54.5%	0.0%	0.0%	0.0%	5.9%	0.0%	0.0%	0.0%
30-34	6.8%		0.0%	21.4%	9.1%	10.0%	27.3%	0.0%	0.0%	0.0%	0.0%	0.0%
35-39	13.6%		0.0%	35.7%	0.0%	30.0%	9.1%	15.4%	23.5%	6.7%	0.0%	0.0%
40-44	17.8%		14.3%	7.1%	9.1%	20.0%	27.3%	15.4%	29.4%	26.7%	10.5%	0.0%
45-49	27.1%		42.9%	21.4%	0.0%	40.0%	9.1%	46.2%	17.6%	33.3%	36.8%	0.0%
50-54	14.4%		42.9%	0.0%	0.0%	0.0%	18.2%	23.1%	11.8%	26.7%	15.8%	0.0%
55-59	8.5%		0.0%	0.0%	0.0%	0.0%	9.1%	0.0%	11.8%	6.7%	31.6%	0.0%
60-64	0.0%		0.0%	0.0%	0.0%	0.0%	0.0%	0.0%	0.0%	0.0%	0.0%	0.0%
65-69	0.0%		0.0%	0.0%	0.0%	0.0%	0.0%	0.0%	0.0%	0.0%	0.0%	0.0%
70-74	0.0%		0.0%	0.0%	0.0%	0.0%	0.0%	0.0%	0.0%	0.0%	0.0%	0.0%
>=75	0.8%		0.0%	0.0%	0.0%	0.0%	0.0%	0.0%	0.0%	0.0%	5.3%	0.0%
Total # of vehicles	118	7	14	11	10	11	13	17	15	19	1	
Average speed	43.2	48.7	36.6	27.1	41.6	43.2	45.8	43.6	47.7	52.2	12.0	
St. Dev.	9.9	3.6	7.3	6.6	5.3	8.8	5.2	7.5	5.3	7.9	#DIV/0!	
85th percentile	53.0	53.0	45.0	31.5	46.7	52.5	50.4	51.2	53.0	57.3	12.0	
Min	12.0	44.0	25.0	18.0	32.0	31.0	36.0	27.0	39.0	40.0	12.0	
Max	75.0	53.0	49.0	42.0	49.0	57.0	54.0	58.0	58.0	75.0	12.0	
Range	63.0	9.0	24.0	24.0	17.0	26.0	18.0	31.0	19.0	35.0	0.0	

Vehicle Speed (+75 FT Vehicles)	Hour											
	Total	19:00-20:00	20:00-21:00	21:00-22:00	22:00-23:00	23:00-00:00	00:00-01:00	01:00-02:00	02:00-03:00	03:00-04:00	04:00-05:00	05:00-06:00
MPH												
< 10	0.0%	0.0%	0.0%	0.0%	0.0%	0.0%	0.0%	0.0%	0.0%	0.0%	0.0%	0.0%
10-14	0.0%	0.0%	0.0%	0.0%	0.0%	0.0%	0.0%	0.0%	0.0%	0.0%	0.0%	0.0%
15-19	0.0%	0.0%	0.0%	0.0%	0.0%	0.0%	0.0%	0.0%	0.0%	0.0%	0.0%	0.0%
20-24	2.9%	0.0%	0.0%	14.3%	0.0%	0.0%	0.0%	0.0%	0.0%	0.0%	0.0%	50.0%
25-29	2.9%	0.0%	22.2%	0.0%	0.0%	0.0%	0.0%	0.0%	0.0%	0.0%	0.0%	0.0%
30-34	10.0%	0.0%	44.4%	14.3%	14.3%	0.0%	0.0%	11.1%	0.0%	0.0%	0.0%	0.0%
35-39	12.9%	0.0%	11.1%	14.3%	28.6%	0.0%	33.3%	33.3%	11.1%	0.0%	0.0%	0.0%
40-44	20.0%	20.0%	22.2%	57.1%	28.6%	27.3%	0.0%	11.1%	11.1%	0.0%	0.0%	0.0%
45-49	10.0%	20.0%	0.0%	0.0%	0.0%	9.1%	0.0%	22.2%	11.1%	25.0%	0.0%	0.0%
50-54	21.4%	40.0%	0.0%	0.0%	0.0%	36.4%	66.7%	11.1%	33.3%	37.5%	0.0%	0.0%
55-59	14.3%	20.0%	0.0%	0.0%	14.3%	27.3%	0.0%	11.1%	22.2%	12.5%	50.0%	0.0%
60-64	2.9%	0.0%	0.0%	0.0%	0.0%	0.0%	0.0%	0.0%	11.1%	12.5%	0.0%	0.0%
65-69	2.9%	0.0%	0.0%	0.0%	14.3%	0.0%	0.0%	0.0%	0.0%	12.5%	0.0%	0.0%
70-74	0.0%	0.0%	0.0%	0.0%	0.0%	0.0%	0.0%	0.0%	0.0%	0.0%	0.0%	0.0%
>=75	0.0%	0.0%	0.0%	0.0%	0.0%	0.0%	0.0%	0.0%	0.0%	0.0%	0.0%	0.0%
Total # of vehicles	70	5	9	7	7	11	3	9	9	8	2	
Average speed	45.4	49.4	33.2	36.9	45.1	50.5	47.3	43.1	50.7	54.8	40.0	
St. Dev.	10.5	5.5	5.5	7.7	13.2	7.0	10.7	8.3	7.6	6.8	22.6	
85th percentile	56.0	54.2	40.0	42.1	58.2	58.0	53.7	50.6	58.6	61.7	51.2	
Min	22.0	42.0	26.0	22.0	32.0	41.0	35.0	30.0	39.0	45.0	24.0	
Max	69.0	56.0	42.0	43.0	69.0	59.0	54.0	55.0	61.0	66.0	56.0	
Range	47.0	14.0	16.0	21.0	37.0	18.0	19.0	25.0	22.0	21.0	32.0	

Day 7 2nd WZ

Vehicle Speed (all vehicles)	Hour											
	Total	19:00-20:00	20:00-21:00	21:00-22:00	22:00-23:00	23:00-00:00	00:00-01:00	01:00-02:00	02:00-03:00	03:00-04:00	04:00-05:00	05:00-06:00
MPH												
< 10	0.0%		0.0%	0.0%	0.0%	0.0%	0.0%	0.0%	0.0%	0.0%	0.0%	0.0%
10-14	1.6%		0.0%	0.0%	0.0%	3.5%	4.6%	2.3%	6.9%	3.8%	0.0%	7.1%
15-19	2.9%		0.0%	0.0%	0.0%	5.8%	0.0%	20.5%	13.9%	6.4%	0.0%	7.1%
20-24	4.8%		0.0%	0.0%	0.0%	8.1%	10.8%	22.7%	25.0%	3.8%	3.8%	0.0%
25-29	5.5%		0.0%	0.0%	0.6%	7.0%	20.0%	18.2%	25.0%	10.3%	1.9%	0.0%
30-34	5.8%		0.6%	0.0%	1.9%	14.0%	21.5%	11.4%	15.3%	11.5%	2.9%	7.1%
35-39	7.0%		2.5%	0.4%	9.0%	16.3%	20.0%	9.1%	4.2%	11.5%	5.7%	21.4%
40-44	9.2%		9.9%	4.6%	15.5%	15.1%	6.2%	4.5%	2.8%	16.7%	8.6%	0.0%
45-49	14.3%		13.7%	20.2%	14.2%	17.4%	4.6%	11.4%	1.4%	15.4%	15.2%	14.3%
50-54	20.2%		28.6%	29.0%	32.9%	2.3%	4.6%	0.0%	2.8%	12.8%	20.0%	14.3%
55-59	17.2%		32.3%	23.9%	18.1%	5.8%	7.7%	0.0%	1.4%	3.8%	19.0%	28.6%
60-64	7.7%		8.7%	17.2%	4.5%	1.2%	0.0%	0.0%	1.4%	1.3%	12.4%	0.0%
65-69	2.7%		3.1%	4.2%	1.9%	1.2%	0.0%	0.0%	0.0%	2.6%	5.7%	0.0%
70-74	0.6%		0.6%	0.4%	1.3%	0.0%	0.0%	0.0%	0.0%	0.0%	1.9%	0.0%
>=75	0.5%		0.0%	0.0%	0.0%	2.3%	0.0%	0.0%	0.0%	0.0%	2.9%	0.0%
Total # of vehicles	1018	161	238	155	86	65	44	72	78	105	14	
Average speed	45.9	53.1	53.9	49.7	37.8	34.3	28.0	26.5	38.7	51.2	43.1	
St. Dev.	13.3	6.7	6.2	8.0	13.4	11.1	9.9	10.1	12.8	11.7	14.9	
85th percentile	58.0	59.0	61.0	57.0	48.0	46.4	40.8	32.4	51.0	60.4	57.1	
Min	11.0	34.0	39.0	26.0	14.0	12.0	13.0	12.0	11.0	20.0	13.0	
Max	81.0	70.0	73.0	70.0	81.0	59.0	49.0	60.0	66.0	78.0	59.0	
Range	70.0	36.0	34.0	44.0	67.0	47.0	36.0	48.0	55.0	58.0	46.0	

Vehicle Speed (0-25 FT Vehicles)	Hour											
	Total	19:00-20:00	20:00-21:00	21:00-22:00	22:00-23:00	23:00-00:00	00:00-01:00	01:00-02:00	02:00-03:00	03:00-04:00	04:00-05:00	05:00-06:00
MPH												
< 10	0.0%		0.0%	0.0%	0.0%	0.0%	0.0%	0.0%	0.0%	0.0%	0.0%	0.0%
10-14	1.9%		0.0%	0.0%	0.0%	3.8%	8.8%	0.0%	13.3%	9.1%	0.0%	14.3%
15-19	2.9%		0.0%	0.0%	0.0%	5.7%	0.0%	33.3%	23.3%	6.1%	0.0%	14.3%
20-24	2.9%		0.0%	0.0%	0.0%	5.7%	5.9%	14.3%	20.0%	6.1%	6.0%	0.0%
25-29	2.9%		0.0%	0.0%	0.0%	5.7%	14.7%	19.0%	10.0%	9.1%	3.0%	0.0%
30-34	4.5%		0.8%	0.0%	1.7%	11.3%	23.5%	9.5%	23.3%	9.1%	1.5%	14.3%
35-39	5.2%		3.1%	0.0%	6.8%	15.1%	20.6%	4.8%	0.0%	12.1%	4.5%	14.3%
40-44	9.0%		9.2%	5.1%	12.7%	20.8%	8.8%	4.8%	0.0%	15.2%	7.5%	0.0%
45-49	12.8%		9.2%	18.5%	12.7%	17.0%	5.9%	14.3%	0.0%	9.1%	11.9%	0.0%
50-54	21.4%		26.9%	24.6%	35.6%	3.8%	5.9%	0.0%	6.7%	12.1%	16.4%	14.3%
55-59	21.5%		36.2%	26.2%	20.3%	9.4%	5.9%	0.0%	0.0%	9.1%	20.9%	28.6%
60-64	10.5%		10.0%	20.0%	5.9%	0.0%	0.0%	0.0%	3.3%	3.0%	16.4%	0.0%
65-69	3.2%		3.8%	5.1%	2.5%	0.0%	0.0%	0.0%	0.0%	0.0%	6.0%	0.0%
70-74	0.9%		0.8%	0.5%	1.7%	0.0%	0.0%	0.0%	0.0%	0.0%	3.0%	0.0%
>=75	0.4%		0.0%	0.0%	0.0%	1.9%	0.0%	0.0%	0.0%	0.0%	3.0%	0.0%
Total # of vehicles	688	130	195	118	53	34	21	30	33	67	7	
Average speed	48.2	53.7	54.6	50.9	38.7	34.4	27.7	25.4	37.2	51.7	38	
St. Dev.	12.9	6.9	6.3	7.7	12.8	11.5	10.9	12.1	14.4	12.9	19	
85th percentile	59.0	59.0	61.0	58.0	48.4	47.1	44.0	31.7	53.2	63.0	55	
Min	11.0	34.0	41.0	33.0	14.0	12.0	15.0	12.0	11.0	20.0	13.0	
Max	78.0	70.0	73.0	70.0	76.0	59.0	49.0	60.0	61.0	78.0	59.0	
Range	67.0	36.0	32.0	37.0	62.0	47.0	34.0	48.0	50.0	58.0	46.0	

Vehicle Speed (25-50 FT Vehicles)	Hour											
	Total	19:00-20:00	20:00-21:00	21:00-22:00	22:00-23:00	23:00-00:00	00:00-01:00	01:00-02:00	02:00-03:00	03:00-04:00	04:00-05:00	05:00-06:00
MPH												
< 10	0.0%		0.0%	0.0%	0.0%	0.0%	0.0%	0.0%	0.0%	0.0%	0.0%	0.0%
10-14	2.0%		0.0%	0.0%	0.0%	6.7%	0.0%	25.0%	5.0%	0.0%	0.0%	0.0%
15-19	5.2%		0.0%	0.0%	0.0%	13.3%	0.0%	25.0%	15.0%	7.1%	0.0%	0.0%
20-24	5.9%		0.0%	0.0%	0.0%	13.3%	0.0%	0.0%	30.0%	3.6%	0.0%	0.0%
25-29	9.2%		0.0%	0.0%	0.0%	6.7%	36.4%	0.0%	35.0%	7.1%	0.0%	0.0%
30-34	5.2%		0.0%	0.0%	0.0%	0.0%	36.4%	0.0%	0.0%	10.7%	5.3%	0.0%
35-39	9.2%		0.0%	0.0%	0.0%	20.0%	9.1%	25.0%	5.0%	14.3%	10.5%	50.0%
40-44	11.8%		7.1%	0.0%	28.6%	0.0%	9.1%	25.0%	5.0%	21.4%	21.1%	0.0%
45-49	17.6%		35.7%	20.8%	14.3%	20.0%	0.0%	0.0%	5.0%	25.0%	10.5%	50.0%
50-54	19.6%		28.6%	50.0%	42.9%	0.0%	9.1%	0.0%	0.0%	10.7%	21.1%	0.0%
55-59	9.8%		28.6%	20.8%	14.3%	0.0%	0.0%	0.0%	0.0%	0.0%	21.1%	0.0%
60-64	2.6%		0.0%	8.3%	0.0%	6.7%	0.0%	0.0%	0.0%	0.0%	5.3%	0.0%
65-69	1.3%		0.0%	0.0%	0.0%	6.7%	0.0%	0.0%	0.0%	0.0%	5.3%	0.0%
70-74	0.0%		0.0%	0.0%	0.0%	0.0%	0.0%	0.0%	0.0%	0.0%	0.0%	0.0%
>=75	0.7%		0.0%	0.0%	0.0%	6.7%	0.0%	0.0%	0.0%	0.0%	0.0%	0.0%
Total # of vehicles	153		14	24	14	15	11	4	20	28	19	4
Average speed	41.9		50.9	52.6	49.4	38.0	33.5	27.0	25.4	39.2	48.8	42.0
St. Dev.	13.3		5.0	4.5	5.6	20.0	8.5	14.3	8.3	10.0	9.5	5.4
85th percentile	54.0		57.1	56.6	54.1	58.7	39.5	39.4	30.1	49.0	55.3	46.6
Min	13.0		44.0	45.0	40.0	14.0	25.0	13.0	13.0	16.0	33.0	36.0
Max	81.0		59.0	64.0	58.0	81.0	54.0	43.0	47.0	52.0	69.0	47.0
Range	68.0		15.0	19.0	18.0	67.0	29.0	30.0	34.0	36.0	36.0	11.0

Vehicle Speed (50-75 FT Vehicles)	Hour											
	Total	19:00-20:00	20:00-21:00	21:00-22:00	22:00-23:00	23:00-00:00	00:00-01:00	01:00-02:00	02:00-03:00	03:00-04:00	04:00-05:00	05:00-06:00
MPH												
< 10	0.0%		0.0%	0.0%	0.0%	0.0%	0.0%	0.0%	0.0%	0.0%	0.0%	0.0%
10-14	0.0%		0.0%	0.0%	0.0%	0.0%	0.0%	0.0%	0.0%	0.0%	0.0%	0.0%
15-19	1.0%		0.0%	0.0%	0.0%	0.0%	0.0%	9.1%	0.0%	0.0%	0.0%	0.0%
20-24	14.4%		0.0%	0.0%	0.0%	20.0%	42.9%	45.5%	33.3%	0.0%	0.0%	0.0%
25-29	15.4%		0.0%	0.0%	0.0%	20.0%	42.9%	27.3%	40.0%	22.2%	0.0%	0.0%
30-34	9.6%		0.0%	0.0%	6.7%	30.0%	14.3%	9.1%	6.7%	22.2%	11.1%	0.0%
35-39	5.8%		0.0%	0.0%	20.0%	10.0%	0.0%	0.0%	6.7%	0.0%	11.1%	0.0%
40-44	9.6%		16.7%	7.7%	26.7%	10.0%	0.0%	0.0%	6.7%	11.1%	0.0%	0.0%
45-49	19.2%		33.3%	46.2%	26.7%	10.0%	0.0%	9.1%	0.0%	11.1%	33.3%	0.0%
50-54	15.4%		41.7%	46.2%	6.7%	0.0%	0.0%	0.0%	0.0%	11.1%	22.2%	33.3%
55-59	5.8%		8.3%	0.0%	13.3%	0.0%	0.0%	0.0%	6.7%	0.0%	0.0%	66.7%
60-64	1.0%		0.0%	0.0%	0.0%	0.0%	0.0%	0.0%	0.0%	0.0%	11.1%	0.0%
65-69	2.9%		0.0%	0.0%	0.0%	0.0%	0.0%	0.0%	0.0%	22.2%	11.1%	0.0%
70-74	0.0%		0.0%	0.0%	0.0%	0.0%	0.0%	0.0%	0.0%	0.0%	0.0%	0.0%
>=75	0.0%		0.0%	0.0%	0.0%	0.0%	0.0%	0.0%	0.0%	0.0%	0.0%	0.0%
Total # of vehicles	104		12	13	15	10	7	11	15	9	9	3
Average speed	39.8		49.5	48.7	44.5	32.0	26.0	26.3	29.0	44.3	49.8	55.7
St. Dev.	12.6		4.7	3.3	7.5	8.3	4.3	7.5	9.8	14.8	10.1	3.2
85th percentile	53.0		54.0	52.2	53.3	40.3	29.3	29.5	34.6	62.8	58.4	57.7
Min	17.0		40.0	43.0	31.0	22.0	21.0	17.0	21.0	29.0	34.0	52.0
Max	67.0		56.0	54.0	59.0	48.0	32.0	46.0	58.0	66.0	67.0	58.0
Range	50.0		16.0	11.0	28.0	26.0	11.0	29.0	37.0	37.0	33.0	6.0

Vehicle Speed (+75 FT Vehicles)	Hour											
	Total	19:00-20:00	20:00-21:00	21:00-22:00	22:00-23:00	23:00-00:00	00:00-01:00	01:00-02:00	02:00-03:00	03:00-04:00	04:00-05:00	05:00-06:00
MPH												
< 10	0.0%	0.0%	0.0%	0.0%	0.0%	0.0%	0.0%	0.0%	0.0%	0.0%	0.0%	0.0%
10-14	0.0%	0.0%	0.0%	0.0%	0.0%	0.0%	0.0%	0.0%	0.0%	0.0%	0.0%	0.0%
15-19	1.4%	0.0%	0.0%	0.0%	0.0%	0.0%	0.0%	0.0%	0.0%	12.5%	0.0%	0.0%
20-24	6.8%	0.0%	0.0%	0.0%	0.0%	15.4%	25.0%	14.3%	0.0%	0.0%	0.0%	0.0%
25-29	8.2%	0.0%	0.0%	12.5%	0.0%	7.7%	12.5%	28.6%	12.5%	0.0%	0.0%	0.0%
30-34	13.7%	0.0%	0.0%	0.0%	37.5%	7.7%	25.0%	42.9%	12.5%	0.0%	0.0%	0.0%
35-39	20.5%	0.0%	16.7%	37.5%	25.0%	38.5%	25.0%	14.3%	12.5%	0.0%	0.0%	0.0%
40-44	5.5%	20.0%	0.0%	12.5%	12.5%	0.0%	0.0%	0.0%	12.5%	0.0%	0.0%	0.0%
45-49	15.1%	20.0%	16.7%	12.5%	25.0%	7.7%	12.5%	0.0%	12.5%	30.0%	0.0%	0.0%
50-54	17.8%	40.0%	50.0%	25.0%	0.0%	0.0%	0.0%	0.0%	25.0%	40.0%	0.0%	0.0%
55-59	8.2%	0.0%	16.7%	0.0%	0.0%	23.1%	0.0%	0.0%	0.0%	20.0%	0.0%	0.0%
60-64	1.4%	20.0%	0.0%	0.0%	0.0%	0.0%	0.0%	0.0%	0.0%	0.0%	0.0%	0.0%
65-69	0.0%	0.0%	0.0%	0.0%	0.0%	0.0%	0.0%	0.0%	0.0%	0.0%	0.0%	0.0%
70-74	0.0%	0.0%	0.0%	0.0%	0.0%	0.0%	0.0%	0.0%	0.0%	0.0%	0.0%	0.0%
>=75	1.4%	0.0%	0.0%	0.0%	0.0%	0.0%	0.0%	0.0%	0.0%	10.0%	0.0%	0.0%
Total # of vehicles	73	5	6	8	8	13	8	7	8	10		
Average speed	41.1	51.8	49.2	41.1	38.9	39.2	31.6	29.4	37.3	53.6		
St. Dev.	11.7	6.3	5.4	8.4	6.1	12.6	9.0	5.2	12.5	9.1		
85th percentile	52.2	56.4	52.0	50.8	45.7	56.6	38.0	33.3	49.9	56.7		
Min	16.0	43.0	39.0	26.0	32.0	21.0	21.0	20.0	16.0	45.0		
Max	77.0	60.0	55.0	51.0	49.0	59.0	47.0	36.0	51.0	77.0		
Range	61.0	17.0	16.0	25.0	17.0	38.0	26.0	16.0	35.0	32.0		

Day 8 Reference

Vehicle Speed (all vehicles)	Hour												
	Total	19:00-20:00	20:00-21:00	21:00-22:00	22:00-23:00	23:00-00:00	00:00-01:00	01:00-02:00	02:00-03:00	03:00-04:00	04:00-05:00	05:00-06:00	06:00-07:00
MPH													
< 10	0.0%		0.0%	0.0%	0.0%	0.0%	0.0%	0.0%	0.0%	0.0%	0.0%	0.0%	0.0%
10-14	0.0%		0.0%	0.0%	0.0%	0.0%	0.0%	0.0%	0.0%	0.0%	0.0%	0.0%	0.0%
15-19	0.0%		0.0%	0.0%	0.0%	0.0%	0.0%	0.0%	0.0%	0.0%	0.0%	0.0%	0.0%
20-24	0.0%		0.0%	0.0%	0.0%	0.0%	0.0%	0.0%	0.0%	0.0%	0.0%	0.0%	0.0%
25-29	0.0%		0.0%	0.0%	0.0%	0.0%	0.0%	0.0%	0.0%	0.0%	0.0%	0.0%	0.0%
30-34	0.0%		0.0%	0.0%	0.0%	0.0%	0.0%	0.0%	0.0%	0.0%	0.0%	0.0%	0.0%
35-39	0.0%		0.0%	0.0%	0.0%	0.0%	0.0%	0.0%	0.0%	0.0%	0.0%	0.0%	0.0%
40-44	0.1%		0.0%	0.0%	0.0%	1.1%	0.0%	0.0%	0.0%	0.0%	0.0%	0.0%	0.6%
45-49	1.1%		2.5%	0.0%	0.8%	3.2%	0.0%	1.6%	2.7%	0.0%	0.9%	1.0%	0.0%
50-54	6.9%		5.8%	7.5%	3.9%	4.3%	4.6%	12.5%	9.6%	21.5%	9.8%	4.8%	4.5%
55-59	23.7%		18.3%	17.8%	27.6%	29.0%	32.2%	39.1%	30.1%	26.2%	29.5%	22.4%	14.8%
60-64	25.3%		22.4%	24.1%	23.6%	30.1%	27.6%	25.0%	31.5%	26.2%	31.3%	26.7%	19.4%
65-69	20.5%		22.8%	27.0%	21.3%	18.3%	17.2%	12.5%	13.7%	13.8%	14.3%	19.5%	27.1%
70-74	15.8%		20.3%	14.9%	14.2%	9.7%	8.0%	9.4%	9.6%	9.2%	10.7%	20.0%	25.8%
>=75	6.4%		7.9%	8.6%	8.7%	4.3%	10.3%	0.0%	2.7%	3.1%	3.6%	5.7%	7.7%
Total # of vehicles	1401	241	174	127	93	87	64	73	65	112	210	155	
Average speed	63.7	64.8	64.8	63.8	61.9	63.7	60.2	61.3	60.9	61.9	64.3	66.1	
St. Dev.	7.3	7.7	7.5	6.9	7.1	7.6	5.8	6.7	6.7	6.8	7.1	7.2	
85th percentile	71.0	72.0	71.0	71.0	68.2	71.1	66.0	68.0	67.4	69.0	71.7	72.0	
Min	41.0	45.0	50.0	49.0	41.0	50.0	47.0	47.0	50.0	48.0	45.0	44.0	
Max	96.0	85.0	89.0	83.0	84.0	86.0	73.0	85.0	79.0	89.0	89.0	96.0	
Range	55.0	40.0	39.0	34.0	43.0	36.0	26.0	38.0	29.0	41.0	44.0	52.0	

Vehicle Speed (0-25 FT Vehicles)	Hour												
	Total	19:00-20:00	20:00-21:00	21:00-22:00	22:00-23:00	23:00-00:00	00:00-01:00	01:00-02:00	02:00-03:00	03:00-04:00	04:00-05:00	05:00-06:00	06:00-07:00
MPH													
< 10	0.0%		0.0%	0.0%	0.0%	0.0%	0.0%	0.0%	0.0%	0.0%	0.0%	0.0%	0.0%
10-14	0.0%		0.0%	0.0%	0.0%	0.0%	0.0%	0.0%	0.0%	0.0%	0.0%	0.0%	0.0%
15-19	0.0%		0.0%	0.0%	0.0%	0.0%	0.0%	0.0%	0.0%	0.0%	0.0%	0.0%	0.0%
20-24	0.0%		0.0%	0.0%	0.0%	0.0%	0.0%	0.0%	0.0%	0.0%	0.0%	0.0%	0.0%
25-29	0.0%		0.0%	0.0%	0.0%	0.0%	0.0%	0.0%	0.0%	0.0%	0.0%	0.0%	0.0%
30-34	0.0%		0.0%	0.0%	0.0%	0.0%	0.0%	0.0%	0.0%	0.0%	0.0%	0.0%	0.0%
35-39	0.0%		0.0%	0.0%	0.0%	0.0%	0.0%	0.0%	0.0%	0.0%	0.0%	0.0%	0.0%
40-44	0.3%		0.0%	0.0%	0.0%	2.0%	0.0%	0.0%	0.0%	0.0%	0.0%	0.0%	0.9%
45-49	0.4%		0.6%	0.0%	0.0%	0.0%	0.0%	0.0%	0.0%	0.0%	2.6%	0.9%	0.0%
50-54	1.7%		2.5%	2.8%	0.0%	2.0%	2.3%	0.0%	5.6%	7.1%	5.1%	0.0%	0.0%
55-59	7.3%		6.7%	5.6%	12.1%	12.0%	9.3%	5.9%	5.6%	0.0%	7.7%	6.9%	5.4%
60-64	19.4%		19.0%	17.8%	16.7%	28.0%	20.9%	35.3%	33.3%	14.3%	15.4%	18.1%	17.1%
65-69	32.8%		30.7%	38.3%	31.8%	30.0%	30.2%	35.3%	33.3%	35.7%	30.8%	32.8%	33.3%
70-74	27.4%		29.4%	22.4%	25.8%	18.0%	16.3%	23.5%	22.2%	35.7%	28.2%	32.8%	33.3%
>=75	10.8%		11.0%	13.1%	13.6%	8.0%	20.9%	0.0%	0.0%	7.1%	10.3%	8.6%	9.9%
Total # of vehicles	744	163	107	66	50	43	17	18	14	39	116	111	
Average speed	67.7	67.9	68.0	67.6	65.3	68.3	65.6	65.2	67.7	66.8	68	68	
St. Dev.	6.6	6.6	6.9	6.1	7.1	7.9	4.4	5.3	6.0	8.1	6	6	
85th percentile	73.0	74.0	74.0	72.3	72.0	77.4	72.0	70.5	72.1	72.0	74	72	
Min	41.0	45.0	51.0	56.0	41.0	50.0	58.0	53.0	54.0	48.0	45.0	44.0	
Max	96.0	85.0	89.0	83.0	84.0	86.0	73.0	73.0	77.0	89.0	89.0	96.0	
Range	55.0	40.0	38.0	27.0	43.0	36.0	15.0	20.0	23.0	41.0	44.0	52.0	

		Hour											
Vehicle Speed (25-50 FT Vehicles)	Total	19:00-20:00	20:00-21:00	21:00-22:00	22:00-23:00	23:00-00:00	00:00-01:00	01:00-02:00	02:00-03:00	03:00-04:00	04:00-05:00	05:00-06:00	06:00-07:00
		MPH											
< 10	0.0%		0.0%	0.0%	0.0%	0.0%	0.0%	0.0%	0.0%	0.0%	0.0%	0.0%	0.0%
10-14	0.0%		0.0%	0.0%	0.0%	0.0%	0.0%	0.0%	0.0%	0.0%	0.0%	0.0%	0.0%
15-19	0.0%		0.0%	0.0%	0.0%	0.0%	0.0%	0.0%	0.0%	0.0%	0.0%	0.0%	0.0%
20-24	0.0%		0.0%	0.0%	0.0%	0.0%	0.0%	0.0%	0.0%	0.0%	0.0%	0.0%	0.0%
25-29	0.0%		0.0%	0.0%	0.0%	0.0%	0.0%	0.0%	0.0%	0.0%	0.0%	0.0%	0.0%
30-34	0.0%		0.0%	0.0%	0.0%	0.0%	0.0%	0.0%	0.0%	0.0%	0.0%	0.0%	0.0%
35-39	0.0%		0.0%	0.0%	0.0%	0.0%	0.0%	0.0%	0.0%	0.0%	0.0%	0.0%	0.0%
40-44	0.0%		0.0%	0.0%	0.0%	0.0%	0.0%	0.0%	0.0%	0.0%	0.0%	0.0%	0.0%
45-49	1.4%		5.4%	0.0%	0.0%	14.3%	0.0%	0.0%	0.0%	0.0%	0.0%	0.0%	0.0%
50-54	8.6%		16.2%	12.8%	3.0%	0.0%	7.7%	16.7%	12.5%	4.5%	9.5%	4.3%	6.3%
55-59	37.4%		35.1%	33.3%	51.5%	42.9%	61.5%	50.0%	33.3%	27.3%	28.6%	34.0%	31.3%
60-64	36.0%		32.4%	35.9%	24.2%	35.7%	30.8%	33.3%	29.2%	45.5%	52.4%	46.8%	18.8%
65-69	8.3%		5.4%	12.8%	12.1%	17.1%	0.0%	0.0%	8.3%	13.6%	4.8%	4.3%	18.8%
70-74	4.7%		2.7%	2.6%	3.0%	0.0%	0.0%	0.0%	8.3%	4.5%	4.8%	16.4%	18.8%
>=75	3.6%		2.7%	2.6%	16.1%	0.0%	0.0%	0.0%	8.3%	4.5%	0.0%	4.3%	6.3%
Total # of vehicles	278		37	39	33	14	13	12	24	22	21	47	16
Average speed	60.6		59.1	60.4	60.7	58.0	58.5	58.0	61.8	62.5	60.2	61.4	63.8
St. Dev.	5.9		6.5	5.7	5.6	5.5	3.5	3.5	7.7	5.5	4.5	5.7	6.8
85th percentile	65.0		63.0	65.3	65.2	61.1	62.0	62.0	68.3	66.9	63.0	64.4	71.5
Min	46.0		47.0	50.0	52.0	46.0	50.0	53.0	51.0	54.0	52.0	53.0	54.0
Max	85.0		84.0	78.0	79.0	68.0	64.0	64.0	85.0	79.0	73.0	83.0	78.0
Range	39.0		37.0	28.0	27.0	22.0	14.0	11.0	34.0	25.0	21.0	30.0	24.0

		Hour											
Vehicle Speed (50-75 FT Vehicles)	Total	19:00-20:00	20:00-21:00	21:00-22:00	22:00-23:00	23:00-00:00	00:00-01:00	01:00-02:00	02:00-03:00	03:00-04:00	04:00-05:00	05:00-06:00	06:00-07:00
		MPH											
< 10	0.0%		0.0%	0.0%	0.0%	0.0%	0.0%	0.0%	0.0%	0.0%	0.0%	0.0%	0.0%
10-14	0.0%		0.0%	0.0%	0.0%	0.0%	0.0%	0.0%	0.0%	0.0%	0.0%	0.0%	0.0%
15-19	0.0%		0.0%	0.0%	0.0%	0.0%	0.0%	0.0%	0.0%	0.0%	0.0%	0.0%	0.0%
20-24	0.0%		0.0%	0.0%	0.0%	0.0%	0.0%	0.0%	0.0%	0.0%	0.0%	0.0%	0.0%
25-29	0.0%		0.0%	0.0%	0.0%	0.0%	0.0%	0.0%	0.0%	0.0%	0.0%	0.0%	0.0%
30-34	0.0%		0.0%	0.0%	0.0%	0.0%	0.0%	0.0%	0.0%	0.0%	0.0%	0.0%	0.0%
35-39	0.0%		0.0%	0.0%	0.0%	0.0%	0.0%	0.0%	0.0%	0.0%	0.0%	0.0%	0.0%
40-44	0.0%		0.0%	0.0%	0.0%	0.0%	0.0%	0.0%	0.0%	0.0%	0.0%	0.0%	0.0%
45-49	2.9%		9.7%	0.0%	0.0%	0.0%	0.0%	4.3%	10.0%	0.0%	0.0%	4.3%	0.0%
50-54	21.5%		9.7%	26.3%	30.8%	21.4%	10.5%	21.7%	15.0%	50.0%	15.8%	17.4%	27.8%
55-59	44.2%		51.6%	42.1%	46.2%	42.9%	47.4%	52.2%	40.0%	33.3%	47.4%	39.1%	38.9%
60-64	25.2%		22.6%	21.1%	15.4%	35.7%	31.6%	17.4%	30.0%	12.5%	31.6%	34.8%	22.2%
65-69	5.8%		6.5%	5.3%	7.7%	0.0%	10.5%	4.3%	5.0%	4.2%	5.3%	4.3%	11.1%
70-74	0.4%		0.0%	5.3%	0.0%	0.0%	0.0%	0.0%	0.0%	0.0%	0.0%	0.0%	0.0%
>=75	0.0%		0.0%	0.0%	0.0%	0.0%	0.0%	0.0%	0.0%	0.0%	0.0%	0.0%	0.0%
Total # of vehicles	242		31	19	13	14	19	23	20	24	38	23	18
Average speed	57.5		57.2	57.7	56.8	57.2	59.1	56.8	57.4	55.7	58.4	57.7	58.0
St. Dev.	4.4		4.6	5.0	4.6	3.7	4.1	4.9	5.2	4.1	3.9	4.1	4.8
85th percentile	62.0		60.0	63.0	60.2	61.0	63.0	61.0	63.0	59.6	62.5	61.0	62.5
Min	47.0		47.0	50.0	51.0	52.0	52.0	47.0	47.0	50.0	50.0	49.0	51.0
Max	70.0		68.0	70.0	68.0	64.0	67.0	67.0	65.0	66.0	66.0	67.0	69.0
Range	23.0		21.0	20.0	17.0	12.0	15.0	20.0	18.0	16.0	16.0	18.0	18.0

Vehicle Speed (+75 FT Vehicles)	Hour												
	Total	19:00-20:00	20:00-21:00	21:00-22:00	22:00-23:00	23:00-00:00	00:00-01:00	01:00-02:00	02:00-03:00	03:00-04:00	04:00-05:00	05:00-06:00	06:00-07:00
MPH													
< 10	0.0%	0.0%	0.0%	0.0%	0.0%	0.0%	0.0%	0.0%	0.0%	0.0%	0.0%	0.0%	0.0%
10-14	0.0%	0.0%	0.0%	0.0%	0.0%	0.0%	0.0%	0.0%	0.0%	0.0%	0.0%	0.0%	0.0%
15-19	0.0%	0.0%	0.0%	0.0%	0.0%	0.0%	0.0%	0.0%	0.0%	0.0%	0.0%	0.0%	0.0%
20-24	0.0%	0.0%	0.0%	0.0%	0.0%	0.0%	0.0%	0.0%	0.0%	0.0%	0.0%	0.0%	0.0%
25-29	0.0%	0.0%	0.0%	0.0%	0.0%	0.0%	0.0%	0.0%	0.0%	0.0%	0.0%	0.0%	0.0%
30-34	0.0%	0.0%	0.0%	0.0%	0.0%	0.0%	0.0%	0.0%	0.0%	0.0%	0.0%	0.0%	0.0%
35-39	0.0%	0.0%	0.0%	0.0%	0.0%	0.0%	0.0%	0.0%	0.0%	0.0%	0.0%	0.0%	0.0%
40-44	0.0%	0.0%	0.0%	0.0%	0.0%	0.0%	0.0%	0.0%	0.0%	0.0%	0.0%	0.0%	0.0%
45-49	1.5%	0.0%	0.0%	6.7%	6.7%	0.0%	0.0%	0.0%	0.0%	0.0%	0.0%	0.0%	0.0%
50-54	5.8%	10.0%	0.0%	0.0%	0.0%	0.0%	8.3%	0.0%	0.0%	7.1%	16.7%	10.0%	
55-59	48.9%	40.0%	44.4%	26.7%	60.0%	58.3%	50.0%	45.5%	60.0%	42.9%	58.3%	50.0%	
60-64	36.5%	40.0%	55.6%	60.0%	26.7%	41.7%	16.7%	36.4%	40.0%	42.9%	20.8%	40.0%	
65-69	4.4%	10.0%	0.0%	6.7%	6.7%	0.0%	8.3%	9.1%	0.0%	7.1%	0.0%	0.0%	
70-74	2.9%	0.0%	0.0%	0.0%	0.0%	0.0%	16.7%	9.1%	0.0%	0.0%	4.2%	0.0%	
>=75	0.0%	0.0%	0.0%	0.0%	0.0%	0.0%	0.0%	0.0%	0.0%	0.0%	0.0%	0.0%	
Total # of vehicles	137	10	9	15	15	12	12	11	5	14	24	10	
Average speed	59.4	59.1	59.6	59.6	58.2	59.6	61.3	60.9	60.0	59.9	58.1	58.6	
St. Dev.	3.9	3.6	1.2	3.8	4.4	2.5	5.5	5.0	2.8	3.3	4.3	2.8	
85th percentile	62.0	61.7	60.0	62.0	60.0	62.1	68.7	65.0	63.0	62.1	61.6	61.0	
Min	45.0	52.0	58.0	49.0	45.0	56.0	54.0	55.0	57.0	53.0	51.0	53.0	
Max	72.0	65.0	62.0	65.0	66.0	64.0	71.0	72.0	63.0	68.0	72.0	62.0	
Range	27.0	13.0	4.0	16.0	21.0	8.0	17.0	17.0	6.0	15.0	21.0	9.0	

Day 8 End of Taper

Vehicle Speed (all vehicles)	Hour												
	Total	19:00-20:00	20:00-21:00	21:00-22:00	22:00-23:00	23:00-00:00	00:00-01:00	01:00-02:00	02:00-03:00	03:00-04:00	04:00-05:00	05:00-06:00	06:00-07:00
MPH													
< 10	0.0%		0.0%	0.0%	0.0%	0.0%	0.0%	0.0%	0.0%	0.0%	0.0%	0.0%	0.0%
10-14	0.1%		0.0%	0.0%	0.0%	0.0%	0.0%	0.0%	0.0%	0.0%	0.0%	0.0%	0.6%
15-19	0.0%		0.0%	0.0%	0.0%	0.0%	0.0%	0.0%	0.0%	0.0%	0.0%	0.0%	0.0%
20-24	0.1%		0.0%	0.6%	0.0%	0.0%	0.0%	0.0%	0.0%	0.0%	0.0%	0.0%	0.0%
25-29	0.3%		0.9%	0.0%	0.8%	0.0%	0.0%	0.0%	0.0%	0.0%	0.0%	0.5%	0.0%
30-34	0.6%		0.4%	0.0%	0.8%	2.0%	1.1%	0.0%	0.0%	0.0%	0.0%	1.4%	0.6%
35-39	2.5%		3.4%	2.3%	2.3%	1.0%	2.3%	4.7%	2.8%	1.5%	1.8%	3.8%	0.6%
40-44	7.6%		7.3%	7.9%	6.2%	11.0%	11.5%	18.8%	13.9%	10.4%	5.3%	3.3%	3.5%
45-49	16.4%		12.8%	13.6%	16.3%	10.0%	19.5%	25.0%	29.2%	22.4%	23.9%	16.5%	10.0%
50-54	23.4%		17.1%	24.3%	27.9%	20.0%	26.4%	28.1%	13.9%	26.9%	30.1%	23.1%	25.3%
55-59	19.2%		20.5%	22.0%	20.2%	27.0%	13.8%	14.1%	25.0%	17.9%	15.9%	16.0%	17.6%
60-64	14.3%		16.7%	14.7%	13.2%	15.0%	12.6%	7.8%	8.3%	7.5%	13.3%	17.0%	17.1%
65-69	9.0%		11.1%	8.5%	7.0%	10.0%	5.7%	1.6%	5.6%	6.0%	3.5%	11.8%	14.7%
70-74	4.1%		4.3%	4.0%	5.4%	3.0%	3.4%	0.0%	1.4%	6.0%	3.5%	3.3%	7.6%
>=75	2.5%		5.6%	2.3%	0.0%	1.0%	3.4%	0.0%	0.0%	1.5%	2.7%	3.3%	2.4%
Total # of vehicles	1425	234	177	129	100	87	64	72	67	113	212	170	
Average speed	55.1	56.7	55.3	54.4	55.0	53.7	49.9	51.9	53.9	54.2	55.6	57.8	
St. Dev.	9.3	10.6	9.1	8.4	8.7	9.1	6.7	7.5	8.6	8.2	9.7	9.5	
85th percentile	65.0	67.0	64.0	62.8	64.0	63.0	56.0	59.4	62.2	63.2	65.4	67.0	
Min	10.0	25.0	24.0	28.0	30.0	33.0	38.0	38.0	39.0	38.0	26.0	10.0	
Max	88.0	88.0	80.0	74.0	75.0	78.0	66.0	70.0	79.0	77.0	85.0	87.0	
Range	78.0	63.0	56.0	46.0	45.0	45.0	28.0	32.0	40.0	39.0	59.0	77.0	

Vehicle Speed (0-25 FT Vehicles)	Hour												
	Total	19:00-20:00	20:00-21:00	21:00-22:00	22:00-23:00	23:00-00:00	00:00-01:00	01:00-02:00	02:00-03:00	03:00-04:00	04:00-05:00	05:00-06:00	06:00-07:00
MPH													
< 10	0.0%		0.0%	0.0%	0.0%	0.0%	0.0%	0.0%	0.0%	0.0%	0.0%	0.0%	0.0%
10-14	0.1%		0.0%	0.0%	0.0%	0.0%	0.0%	0.0%	0.0%	0.0%	0.0%	0.0%	0.9%
15-19	0.0%		0.0%	0.0%	0.0%	0.0%	0.0%	0.0%	0.0%	0.0%	0.0%	0.0%	0.0%
20-24	0.1%		0.0%	0.9%	0.0%	0.0%	0.0%	0.0%	0.0%	0.0%	0.0%	0.0%	0.0%
25-29	0.5%		1.3%	0.0%	1.5%	0.0%	0.0%	0.0%	0.0%	0.0%	0.0%	0.8%	0.0%
30-34	0.4%		0.0%	0.0%	0.0%	4.0%	0.0%	0.0%	0.0%	0.0%	0.0%	0.0%	0.9%
35-39	1.3%		2.0%	0.9%	1.5%	0.0%	0.0%	0.0%	0.0%	0.0%	0.0%	3.2%	0.9%
40-44	3.4%		4.6%	4.5%	1.5%	12.0%	7.3%	0.0%	5.0%	0.0%	2.3%	0.8%	0.9%
45-49	9.7%		9.8%	8.0%	7.4%	8.0%	12.2%	14.3%	15.0%	11.1%	11.6%	9.7%	9.5%
50-54	19.5%		15.7%	22.3%	25.0%	2.0%	22.0%	33.3%	15.0%	16.7%	25.6%	21.0%	19.8%
55-59	20.6%		19.0%	25.0%	23.5%	30.0%	12.2%	28.6%	40.0%	11.1%	20.9%	16.9%	16.4%
60-64	19.6%		22.9%	17.9%	20.6%	16.0%	19.5%	19.0%	10.0%	16.7%	18.6%	21.0%	19.0%
65-69	14.5%		15.0%	12.5%	10.3%	20.0%	12.2%	4.8%	15.0%	22.2%	7.0%	16.1%	18.1%
70-74	6.8%		3.9%	6.3%	8.8%	6.0%	7.3%	0.0%	0.0%	16.7%	9.3%	5.6%	11.2%
>=75	3.5%		5.9%	1.8%	0.0%	2.0%	7.3%	0.0%	0.0%	5.6%	4.7%	4.8%	2.6%
Total # of vehicles	766	153	112	68	50	41	21	20	18	43	124	116	
Average speed	58.2	58.6	57.5	57.1	57.3	58.0	55.0	55.8	62.1	58.4	58	59	
St. Dev.	9.5	10.3	8.7	8.3	10.5	9.7	5.6	6.4	9.0	8.8	10	10	
85th percentile	67.0	68.0	66.0	65.0	67.0	69.0	60.0	60.8	70.9	67.0	67	69	
Min	10.0	25.0	24.0	28.0	30.0	41.0	46.0	40.0	49.0	43.0	26.0	10.0	
Max	88.0	88.0	78.0	74.0	75.0	78.0	66.0	67.0	79.0	75.0	85.0	87.0	
Range	78.0	63.0	54.0	46.0	45.0	37.0	20.0	27.0	30.0	32.0	59.0	77.0	

		Hour											
Vehicle Speed (25-50 FT Vehicles)	Total	19:00-20:00	20:00-21:00	21:00-22:00	22:00-23:00	23:00-00:00	00:00-01:00	01:00-02:00	02:00-03:00	03:00-04:00	04:00-05:00	05:00-06:00	06:00-07:00
		MPH											
< 10	0.0%		0.0%	0.0%	0.0%	0.0%	0.0%	0.0%	0.0%	0.0%	0.0%	0.0%	0.0%
10-14	0.0%		0.0%	0.0%	0.0%	0.0%	0.0%	0.0%	0.0%	0.0%	0.0%	0.0%	0.0%
15-19	0.0%		0.0%	0.0%	0.0%	0.0%	0.0%	0.0%	0.0%	0.0%	0.0%	0.0%	0.0%
20-24	0.0%		0.0%	0.0%	0.0%	0.0%	0.0%	0.0%	0.0%	0.0%	0.0%	0.0%	0.0%
25-29	0.0%		0.0%	0.0%	0.0%	0.0%	0.0%	0.0%	0.0%	0.0%	0.0%	0.0%	0.0%
30-34	0.6%		0.0%	0.0%	0.0%	0.0%	0.0%	0.0%	0.0%	0.0%	0.0%	5.0%	0.0%
35-39	2.2%		4.3%	2.2%	0.0%	0.0%	5.6%	14.3%	4.3%	0.0%	0.0%	0.0%	0.0%
40-44	8.5%		10.6%	13.0%	2.9%	9.1%	16.7%	14.3%	13.0%	4.3%	7.4%	2.5%	4.3%
45-49	18.6%		17.0%	17.4%	14.7%	4.5%	16.7%	35.7%	30.4%	17.4%	14.8%	30.0%	8.7%
50-54	31.2%		23.4%	30.4%	44.1%	40.9%	33.3%	28.6%	8.7%	39.1%	33.3%	30.0%	34.8%
55-59	21.1%		23.4%	19.6%	23.5%	27.3%	22.2%	7.1%	30.4%	26.1%	18.5%	10.0%	26.1%
60-64	10.4%		6.4%	10.9%	8.8%	18.2%	5.6%	0.0%	13.0%	8.7%	18.5%	12.5%	8.7%
65-69	3.2%		2.1%	2.2%	2.9%	0.0%	0.0%	0.0%	0.0%	0.0%	3.7%	7.5%	13.0%
70-74	1.3%		4.3%	0.0%	2.9%	0.0%	0.0%	0.0%	0.0%	4.3%	0.0%	0.0%	0.0%
>=75	2.8%		8.5%	4.3%	0.0%	0.0%	0.0%	0.0%	0.0%	0.0%	3.7%	2.5%	4.3%
Total # of vehicles	317	47	46	34	22	18	14	23	23	27	40	23	
Average speed	53.4	54.8	52.9	54.3	53.9	51.1	47.3	51.5	53.9	55.0	52.6	56.2	
St. Dev.	8.0	10.7	8.8	5.9	5.0	6.4	5.6	7.0	6.0	7.6	8.5	7.6	
85th percentile	60.6	63.2	60.0	59.1	59.6	58.5	54.0	58.1	58.7	62.0	61.0	64.5	
Min	32.0	38.0	39.0	44.0	44.0	39.0	38.0	38.0	43.0	42.0	32.0	44.0	
Max	85.0	85.0	80.0	70.0	63.0	63.0	55.0	63.0	71.0	77.0	79.0	75.0	
Range	53.0	47.0	41.0	26.0	19.0	24.0	17.0	25.0	28.0	35.0	47.0	31.0	

		Hour											
Vehicle Speed (50-75 FT Vehicles)	Total	19:00-20:00	20:00-21:00	21:00-22:00	22:00-23:00	23:00-00:00	00:00-01:00	01:00-02:00	02:00-03:00	03:00-04:00	04:00-05:00	05:00-06:00	06:00-07:00
		MPH											
< 10	0.0%		0.0%	0.0%	0.0%	0.0%	0.0%	0.0%	0.0%	0.0%	0.0%	0.0%	0.0%
10-14	0.0%		0.0%	0.0%	0.0%	0.0%	0.0%	0.0%	0.0%	0.0%	0.0%	0.0%	0.0%
15-19	0.0%		0.0%	0.0%	0.0%	0.0%	0.0%	0.0%	0.0%	0.0%	0.0%	0.0%	0.0%
20-24	0.0%		0.0%	0.0%	0.0%	0.0%	0.0%	0.0%	0.0%	0.0%	0.0%	0.0%	0.0%
25-29	0.0%		0.0%	0.0%	0.0%	0.0%	0.0%	0.0%	0.0%	0.0%	0.0%	0.0%	0.0%
30-34	1.3%		3.6%	0.0%	9.1%	0.0%	0.0%	0.0%	0.0%	0.0%	0.0%	3.7%	0.0%
35-39	6.6%		10.7%	14.3%	9.1%	6.7%	7.1%	5.3%	4.8%	4.5%	6.1%	7.4%	0.0%
40-44	18.1%		14.3%	21.4%	18.2%	6.7%	21.4%	42.1%	23.8%	22.7%	9.1%	11.1%	18.2%
45-49	30.5%		25.0%	50.0%	27.3%	13.3%	35.7%	21.1%	42.9%	31.8%	45.5%	25.9%	13.6%
50-54	25.2%		14.3%	0.0%	18.2%	40.0%	28.6%	26.3%	9.5%	27.3%	33.3%	29.6%	40.9%
55-59	13.7%		25.0%	14.3%	18.2%	26.7%	0.0%	0.0%	9.5%	13.6%	3.0%	18.5%	22.7%
60-64	3.5%		3.6%	0.0%	0.0%	6.7%	7.1%	5.3%	4.8%	0.0%	3.0%	3.7%	4.5%
65-69	0.0%		0.0%	0.0%	0.0%	0.0%	0.0%	0.0%	0.0%	0.0%	0.0%	0.0%	0.0%
70-74	0.9%		3.6%	0.0%	0.0%	0.0%	0.0%	0.0%	4.8%	0.0%	0.0%	0.0%	0.0%
>=75	0.0%		0.0%	0.0%	0.0%	0.0%	0.0%	0.0%	0.0%	0.0%	0.0%	0.0%	0.0%
Total # of vehicles	226	28	14	11	15	14	19	21	22	33	27	22	
Average speed	48.8	49.3	46.4	47.7	51.5	48.0	46.6	49.0	48.1	48.5	49.1	51.2	
St. Dev.	6.5	8.5	5.8	8.5	5.6	6.1	6.3	7.9	5.0	4.8	6.5	5.7	
85th percentile	55.0	56.0	49.3	56.5	55.9	52.1	51.3	56.0	52.7	53.2	55.0	56.9	
Min	31.0	31.0	36.0	32.0	39.0	38.0	38.0	39.0	39.0	38.0	33.0	40.0	
Max	70.0	70.0	58.0	59.0	61.0	62.0	64.0	70.0	57.0	62.0	62.0	61.0	
Range	39.0	39.0	22.0	27.0	22.0	24.0	26.0	31.0	18.0	24.0	29.0	21.0	

Vehicle Speed (+75 FT Vehicles)	Hour												
	Total	19:00-20:00	20:00-21:00	21:00-22:00	22:00-23:00	23:00-00:00	00:00-01:00	01:00-02:00	02:00-03:00	03:00-04:00	04:00-05:00	05:00-06:00	06:00-07:00
MPH													
< 10	0.0%	0.0%	0.0%	0.0%	0.0%	0.0%	0.0%	0.0%	0.0%	0.0%	0.0%	0.0%	0.0%
10-14	0.0%	0.0%	0.0%	0.0%	0.0%	0.0%	0.0%	0.0%	0.0%	0.0%	0.0%	0.0%	0.0%
15-19	0.0%	0.0%	0.0%	0.0%	0.0%	0.0%	0.0%	0.0%	0.0%	0.0%	0.0%	0.0%	0.0%
20-24	0.0%	0.0%	0.0%	0.0%	0.0%	0.0%	0.0%	0.0%	0.0%	0.0%	0.0%	0.0%	0.0%
25-29	0.0%	0.0%	0.0%	0.0%	0.0%	0.0%	0.0%	0.0%	0.0%	0.0%	0.0%	0.0%	0.0%
30-34	0.9%	0.0%	0.0%	0.0%	0.0%	0.0%	7.1%	0.0%	0.0%	0.0%	0.0%	0.0%	0.0%
35-39	2.6%	0.0%	0.0%	0.0%	6.3%	0.0%	0.0%	0.0%	0.0%	0.0%	0.0%	9.5%	0.0%
40-44	12.1%	16.7%	0.0%	25.0%	15.4%	15.4%	7.1%	20.0%	12.5%	25.0%	0.0%	9.5%	0.0%
45-49	26.7%	0.0%	0.0%	50.0%	23.1%	28.6%	40.0%	25.0%	50.0%	30.0%	19.0%	11.1%	0.0%
50-54	25.0%	16.7%	80.0%	12.5%	30.8%	28.6%	20.0%	37.5%	0.0%	30.0%	14.3%	33.3%	0.0%
55-59	14.7%	16.7%	0.0%	0.0%	15.4%	21.4%	20.0%	12.5%	25.0%	30.0%	19.0%	0.0%	0.0%
60-64	11.2%	0.0%	20.0%	0.0%	15.4%	7.1%	0.0%	0.0%	0.0%	10.0%	19.0%	44.4%	0.0%
65-69	6.0%	33.3%	0.0%	6.3%	0.0%	0.0%	0.0%	12.5%	0.0%	0.0%	9.5%	11.1%	0.0%
70-74	0.9%	16.7%	0.0%	0.0%	0.0%	0.0%	0.0%	0.0%	0.0%	0.0%	0.0%	0.0%	0.0%
>=75	0.0%	0.0%	0.0%	0.0%	0.0%	0.0%	0.0%	0.0%	0.0%	0.0%	0.0%	0.0%	0.0%
Total # of vehicles	116	6	5	16	13	14	10	8	4	10	21	9	
Average speed	51.6	59.3	53.2	47.2	51.8	50.0	48.8	50.9	48.5	53.2	52.7	57.1	
St. Dev.	7.5	10.3	4.0	6.3	6.8	7.0	4.9	7.1	6.2	5.6	9.1	6.6	
85th percentile	60.8	67.8	55.8	50.5	57.4	57.0	54.3	55.8	53.0	57.0	62.0	62.8	
Min	33.0	44.0	50.0	39.0	41.0	33.0	41.0	42.0	42.0	46.0	35.0	47.0	
Max	70.0	70.0	60.0	66.0	63.0	61.0	55.0	65.0	57.0	64.0	67.0	65.0	
Range	37.0	26.0	10.0	27.0	22.0	28.0	14.0	23.0	15.0	18.0	32.0	18.0	

Day 8 1st WZ

Vehicle Speed (all vehicles)	Hour												
	Total	19:00-20:00	20:00-21:00	21:00-22:00	22:00-23:00	23:00-00:00	00:00-01:00	01:00-02:00	02:00-03:00	03:00-04:00	04:00-05:00	05:00-06:00	06:00-07:00
MPH													
< 10	0.0%		0.0%	0.0%	0.0%	0.0%	0.0%	0.0%	0.0%	0.0%	0.0%	0.0%	0.0%
10-14	0.0%		0.0%	0.0%	0.0%	0.0%	0.0%	0.0%	0.0%	0.0%	0.0%	0.0%	0.0%
15-19	0.3%		0.4%	0.0%	0.0%	0.0%	0.0%	0.0%	2.4%	0.0%	0.0%	0.6%	0.0%
20-24	1.4%		0.8%	0.0%	0.0%	0.0%	0.0%	7.1%	13.3%	2.7%	0.0%	0.0%	0.0%
25-29	2.6%		2.4%	0.0%	1.4%	1.1%	2.1%	2.9%	21.7%	5.4%	0.0%	1.3%	0.0%
30-34	5.9%		6.4%	6.1%	7.0%	1.1%	3.2%	18.6%	15.7%	9.5%	2.8%	3.8%	0.6%
35-39	11.2%		10.8%	11.2%	20.4%	14.3%	14.9%	20.0%	19.3%	24.3%	2.8%	1.9%	1.2%
40-44	17.7%		17.6%	23.5%	23.2%	28.6%	26.6%	27.1%	13.3%	16.2%	16.7%	8.1%	4.2%
45-49	17.1%		21.2%	24.0%	23.2%	22.0%	20.2%	8.6%	8.4%	20.3%	18.5%	9.4%	6.7%
50-54	16.4%		18.8%	15.6%	14.8%	15.4%	17.0%	11.4%	2.4%	9.5%	22.2%	22.5%	17.6%
55-59	12.8%		10.0%	12.3%	7.0%	12.1%	7.4%	4.3%	1.2%	9.5%	14.8%	20.6%	27.9%
60-64	6.1%		5.2%	5.0%	0.0%	2.2%	4.3%	0.0%	1.2%	1.4%	5.6%	10.6%	20.0%
65-69	4.2%		3.6%	0.6%	2.1%	2.2%	2.1%	0.0%	1.2%	1.4%	6.5%	8.1%	12.1%
70-74	2.3%		2.0%	1.1%	0.7%	1.1%	2.1%	0.0%	0.0%	0.0%	3.7%	7.5%	3.6%
>=75	2.0%		0.8%	0.6%	0.0%	0.0%	0.0%	0.0%	0.0%	0.0%	6.5%	5.6%	6.1%
Total # of vehicles	1416	250	179	142	91	94	70	83	74	108	160	165	
Average speed	48.2	47.4	47.1	44.3	47.0	46.6	39.6	34.3	42.8	53.2	55.5	58.5	
St. Dev.	11.4	10.3	8.5	7.8	8.0	8.4	8.6	10.2	9.3	11.2	12.0	9.0	
85th percentile	59.0	56.7	56.0	52.0	55.5	55.0	49.3	44.0	52.1	65.0	67.0	67.0	
Min	15.0	16.0	31.0	25.0	28.0	27.0	20.0	15.0	21.0	30.0	15.0	30.0	
Max	87.0	79.0	76.0	70.0	72.0	71.0	59.0	69.0	66.0	83.0	86.0	87.0	
Range	72.0	63.0	45.0	45.0	44.0	44.0	39.0	54.0	45.0	53.0	71.0	57.0	

Vehicle Speed (0-25 FT Vehicles)	Hour												
	Total	19:00-20:00	20:00-21:00	21:00-22:00	22:00-23:00	23:00-00:00	00:00-01:00	01:00-02:00	02:00-03:00	03:00-04:00	04:00-05:00	05:00-06:00	06:00-07:00
MPH													
< 10	0.0%		0.0%	0.0%	0.0%	0.0%	0.0%	0.0%	0.0%	0.0%	0.0%	0.0%	0.0%
10-14	0.0%		0.0%	0.0%	0.0%	0.0%	0.0%	0.0%	0.0%	0.0%	0.0%	0.0%	0.0%
15-19	0.3%		0.6%	0.0%	0.0%	0.0%	0.0%	0.0%	2.9%	0.0%	0.0%	0.0%	0.0%
20-24	0.5%		0.6%	0.0%	0.0%	0.0%	0.0%	4.0%	2.9%	4.2%	0.0%	0.0%	0.0%
25-29	1.6%		1.8%	0.0%	1.3%	0.0%	4.1%	0.0%	14.7%	0.0%	0.0%	1.5%	0.0%
30-34	4.9%		2.9%	6.6%	5.3%	2.2%	2.0%	12.0%	20.6%	8.3%	2.8%	14.6%	1.1%
35-39	9.3%		9.4%	12.3%	15.8%	6.7%	8.2%	16.0%	23.5%	16.7%	2.8%	0.0%	2.2%
40-44	15.6%		14.7%	16.4%	22.4%	22.2%	22.4%	44.0%	14.7%	20.8%	8.3%	14.6%	5.4%
45-49	16.6%		21.2%	23.8%	22.4%	22.2%	16.3%	4.0%	8.8%	16.7%	19.4%	13.1%	6.5%
50-54	19.9%		22.9%	18.0%	18.4%	22.2%	24.5%	12.0%	2.9%	16.7%	22.2%	23.1%	20.4%
55-59	13.9%		10.6%	14.8%	11.8%	15.6%	12.2%	8.0%	2.9%	12.5%	13.9%	26.2%	18.3%
60-64	7.4%		7.1%	5.7%	0.0%	4.4%	6.1%	0.0%	2.9%	4.2%	0.0%	9.2%	24.7%
65-69	4.7%		4.7%	0.8%	2.6%	2.2%	2.0%	0.0%	2.9%	0.0%	11.1%	10.8%	10.8%
70-74	2.4%		2.4%	0.8%	0.0%	2.2%	2.0%	0.0%	0.0%	0.0%	2.8%	9.2%	4.3%
>=75	2.7%		1.2%	0.8%	0.0%	0.0%	0.0%	0.0%	0.0%	0.0%	16.7%	7.7%	6.5%
Total # of vehicles	739	170	122	76	45	49	25	34	24	36	65	93	
Average speed	49.9	49.3	47.9	45.5	49.6	48.4	41.7	37.4	45.3	56.5	58	58	
St. Dev.	11.2	10.3	8.8	7.8	7.9	8.8	8.4	11.2	9.8	13.6	12	10	
85th percentile	61.0	59.7	57.0	53.0	56.4	57.8	52.0	49.0	55.7	76.5	70	68	
Min	16.0	16.0	32.0	27.0	33.0	27.0	23.0	18.0	21.0	31.0	28.0	30.0	
Max	87.0	79.0	76.0	66.0	72.0	71.0	59.0	69.0	63.0	83.0	86.0	87.0	
Range	71.0	63.0	44.0	39.0	39.0	44.0	36.0	51.0	42.0	52.0	58.0	57.0	

		Hour											
Vehicle Speed (25-50 FT Vehicles)	Total	19:00-20:00	20:00-21:00	21:00-22:00	22:00-23:00	23:00-00:00	00:00-01:00	01:00-02:00	02:00-03:00	03:00-04:00	04:00-05:00	05:00-06:00	06:00-07:00
		MPH											
< 10	0.0%		0.0%	0.0%	0.0%	0.0%	0.0%	0.0%	0.0%	0.0%	0.0%	0.0%	0.0%
10-14	0.0%		0.0%	0.0%	0.0%	0.0%	0.0%	0.0%	0.0%	0.0%	0.0%	0.0%	0.0%
15-19	0.7%		0.0%	0.0%	0.0%	0.0%	0.0%	0.0%	4.8%	0.0%	0.0%	2.4%	0.0%
20-24	1.7%		0.0%	0.0%	0.0%	0.0%	0.0%	6.7%	19.0%	0.0%	0.0%	0.0%	0.0%
25-29	1.0%		0.0%	0.0%	0.0%	0.0%	0.0%	6.7%	9.5%	0.0%	0.0%	0.0%	0.0%
30-34	5.7%		7.3%	3.1%	6.5%	0.0%	0.0%	33.3%	14.3%	5.9%	3.1%	2.4%	0.0%
35-39	9.1%		9.8%	3.1%	12.9%	20.0%	17.6%	13.3%	9.5%	23.5%	3.1%	4.8%	0.0%
40-44	22.1%		26.8%	37.5%	29.0%	30.0%	35.3%	6.7%	23.8%	11.8%	25.0%	11.9%	3.3%
45-49	19.1%		24.4%	25.0%	25.8%	25.0%	23.5%	20.0%	14.3%	41.2%	15.6%	7.1%	3.3%
50-54	12.1%		12.2%	15.6%	16.1%	10.0%	11.8%	6.7%	4.8%	5.9%	15.6%	19.0%	3.3%
55-59	13.4%		14.6%	9.4%	3.2%	15.0%	5.9%	6.7%	0.0%	11.8%	12.5%	14.3%	43.3%
60-64	6.7%		0.0%	3.1%	0.0%	0.0%	5.9%	0.0%	0.0%	0.0%	12.5%	16.7%	23.3%
65-69	3.7%		2.4%	0.0%	3.2%	0.0%	0.0%	0.0%	0.0%	0.0%	6.3%	7.1%	13.3%
70-74	3.4%		2.4%	3.1%	3.2%	0.0%	0.0%	0.0%	0.0%	0.0%	6.3%	9.5%	3.3%
>=75	1.3%		0.0%	0.0%	0.0%	0.0%	0.0%	0.0%	0.0%	0.0%	0.0%	4.8%	6.7%
Total # of vehicles	298	41	32	31	20	17	15	21	17	32	42	30	
Average speed	48.2	46.5	47.0	45.8	45.7	45.4	38.5	35.0	44.5	52.0	55.1	60.5	
St. Dev.	11.3	8.7	8.0	8.3	6.7	6.2	9.2	10.4	6.9	10.2	13.2	7.4	
85th percentile	59.5	55.0	53.1	52.0	52.5	51.0	47.9	45.0	50.8	64.0	66.9	66.7	
Min	15.0	32.0	31.0	33.0	36.0	37.0	23.0	15.0	30.0	34.0	15.0	44.0	
Max	83.0	74.0	74.0	70.0	59.0	60.0	56.0	51.0	55.0	74.0	83.0	79.0	
Range	68.0	42.0	43.0	37.0	23.0	23.0	33.0	36.0	25.0	40.0	68.0	35.0	

		Hour											
Vehicle Speed (50-75 FT Vehicles)	Total	19:00-20:00	20:00-21:00	21:00-22:00	22:00-23:00	23:00-00:00	00:00-01:00	01:00-02:00	02:00-03:00	03:00-04:00	04:00-05:00	05:00-06:00	06:00-07:00
		MPH											
< 10	0.0%		0.0%	0.0%	0.0%	0.0%	0.0%	0.0%	0.0%	0.0%	0.0%	0.0%	0.0%
10-14	0.0%		0.0%	0.0%	0.0%	0.0%	0.0%	0.0%	0.0%	0.0%	0.0%	0.0%	0.0%
15-19	0.0%		0.0%	0.0%	0.0%	0.0%	0.0%	0.0%	0.0%	0.0%	0.0%	0.0%	0.0%
20-24	5.4%		5.6%	0.0%	0.0%	0.0%	0.0%	21.4%	33.3%	0.0%	0.0%	0.0%	0.0%
25-29	7.2%		16.7%	0.0%	0.0%	10.0%	0.0%	0.0%	40.0%	14.3%	0.0%	0.0%	0.0%
30-34	11.4%		27.8%	8.3%	25.0%	0.0%	14.3%	21.4%	6.7%	21.4%	5.9%	4.2%	0.0%
35-39	13.2%		11.1%	0.0%	41.7%	30.0%	14.3%	28.6%	13.3%	21.4%	5.9%	4.2%	0.0%
40-44	17.4%		11.1%	58.3%	16.7%	20.0%	42.9%	21.4%	0.0%	21.4%	17.6%	12.5%	4.2%
45-49	16.2%		16.7%	16.7%	16.7%	20.0%	14.3%	0.0%	6.7%	21.4%	23.5%	25.0%	12.5%
50-54	12.6%		5.6%	8.3%	0.0%	10.0%	14.3%	7.1%	0.0%	0.0%	29.4%	25.0%	20.8%
55-59	7.2%		0.0%	0.0%	0.0%	0.0%	0.0%	0.0%	0.0%	5.9%	12.5%	33.3%	
60-64	3.6%		5.6%	8.3%	0.0%	0.0%	0.0%	0.0%	0.0%	0.0%	4.2%	12.5%	
65-69	4.8%		0.0%	0.0%	0.0%	10.0%	0.0%	0.0%	0.0%	5.9%	8.3%	16.7%	
70-74	0.6%		0.0%	0.0%	0.0%	0.0%	0.0%	0.0%	0.0%	0.0%	4.2%	0.0%	
>=75	0.6%		0.0%	0.0%	0.0%	0.0%	0.0%	0.0%	0.0%	5.9%	0.0%	0.0%	
Total # of vehicles	167	18	12	12	10	7	14	15	14	17	24	24	
Average speed	43.5	37.8	44.5	38.8	43.8	42.4	35.0	28.3	37.9	49.5	50.8	56.2	
St. Dev.	11.8	10.9	7.5	5.1	11.2	6.2	8.7	7.6	6.4	10.4	9.5	7.0	
85th percentile	56.0	48.5	49.1	44.4	50.6	49.2	41.1	35.5	45.0	55.2	60.2	63.7	
Min	20.0	23.0	34.0	32.0	28.0	33.0	20.0	20.0	27.0	30.0	30.0	44.0	
Max	75.0	61.0	64.0	49.0	69.0	51.0	50.0	48.0	47.0	75.0	72.0	69.0	
Range	55.0	38.0	30.0	17.0	41.0	18.0	30.0	28.0	20.0	45.0	42.0	25.0	

Vehicle Speed (+75 FT Vehicles)	Hour												
	Total	19:00-20:00	20:00-21:00	21:00-22:00	22:00-23:00	23:00-00:00	00:00-01:00	01:00-02:00	02:00-03:00	03:00-04:00	04:00-05:00	05:00-06:00	06:00-07:00
MPH													
< 10	0.0%	0.0%	0.0%	0.0%	0.0%	0.0%	0.0%	0.0%	0.0%	0.0%	0.0%	0.0%	0.0%
10-14	0.0%	0.0%	0.0%	0.0%	0.0%	0.0%	0.0%	0.0%	0.0%	0.0%	0.0%	0.0%	0.0%
15-19	0.0%	0.0%	0.0%	0.0%	0.0%	0.0%	0.0%	0.0%	0.0%	0.0%	0.0%	0.0%	0.0%
20-24	0.9%	0.0%	0.0%	0.0%	0.0%	0.0%	0.0%	0.0%	7.7%	5.3%	0.0%	0.0%	0.0%
25-29	4.7%	0.0%	0.0%	4.3%	0.0%	0.0%	6.3%	38.5%	10.5%	0.0%	3.4%	0.0%	0.0%
30-34	5.7%	14.3%	7.7%	4.3%	0.0%	4.8%	12.5%	15.4%	5.3%	0.0%	3.4%	0.0%	0.0%
35-39	19.3%	23.8%	30.8%	34.8%	18.8%	28.6%	25.0%	30.8%	36.8%	0.0%	0.0%	0.0%	0.0%
40-44	18.9%	28.6%	23.1%	21.7%	50.0%	23.8%	25.0%	7.7%	10.5%	17.4%	6.9%	0.0%	0.0%
45-49	16.5%	19.0%	30.8%	26.1%	18.8%	28.6%	12.5%	0.0%	5.3%	17.4%	13.8%	5.6%	0.0%
50-54	13.2%	9.5%	0.0%	8.7%	6.3%	4.8%	18.8%	0.0%	10.5%	26.1%	24.1%	22.2%	0.0%
55-59	12.3%	4.8%	7.7%	0.0%	6.3%	0.0%	0.0%	0.0%	10.5%	26.1%	24.1%	44.4%	0.0%
60-64	2.4%	0.0%	0.0%	0.0%	0.0%	0.0%	0.0%	0.0%	0.0%	8.7%	10.3%	0.0%	0.0%
65-69	2.4%	0.0%	0.0%	0.0%	0.0%	4.8%	0.0%	0.0%	5.3%	0.0%	3.4%	11.1%	0.0%
70-74	1.9%	0.0%	0.0%	0.0%	0.0%	4.8%	0.0%	0.0%	0.0%	4.3%	3.4%	5.6%	0.0%
>=75	1.9%	0.0%	0.0%	0.0%	0.0%	0.0%	0.0%	0.0%	0.0%	0.0%	6.9%	11.1%	0.0%
Total # of vehicles	212	21	13	23	16	21	16	13	19	23	29	18	
Average speed	45.9	42.2	42.0	41.3	43.5	44.5	41.3	31.7	41.7	52.3	54.5	59.4	
St. Dev.	10.9	6.7	6.3	6.2	5.2	8.7	7.5	5.9	11.1	7.4	11.9	8.8	
85th percentile	56.4	46.0	47.2	47.0	47.8	48.0	50.3	37.2	53.2	57.7	62.8	69.3	
Min	22.0	33.0	33.0	25.0	36.0	33.0	29.0	22.0	24.0	40.0	28.0	45.0	
Max	81.0	57.0	56.0	53.0	56.0	70.0	54.0	42.0	66.0	72.0	81.0	78.0	
Range	59.0	24.0	23.0	28.0	20.0	37.0	25.0	20.0	42.0	32.0	53.0	33.0	

Day 8 2nd WZ

Vehicle Speed (all vehicles)	Hour												
	Total	19:00-20:00	20:00-21:00	21:00-22:00	22:00-23:00	23:00-00:00	00:00-01:00	01:00-02:00	02:00-03:00	03:00-04:00	04:00-05:00	05:00-06:00	06:00-07:00
MPH													
< 10	0.1%		0.0%	0.0%	0.7%	0.0%	0.0%	0.0%	0.0%	0.0%	0.0%	0.0%	0.0%
10-14	1.0%		0.0%	0.5%	0.0%	4.5%	1.1%	3.3%	0.0%	5.0%	0.9%	0.9%	0.0%
15-19	1.3%		0.0%	1.1%	0.7%	1.1%	1.1%	0.0%	1.2%	7.5%	0.9%	2.8%	0.0%
20-24	2.8%		0.0%	2.7%	3.7%	2.2%	3.3%	0.0%	3.7%	12.5%	1.7%	5.6%	0.0%
25-29	5.4%		3.2%	5.3%	5.9%	4.5%	2.2%	8.2%	6.2%	16.3%	10.3%	6.1%	0.5%
30-34	8.8%		7.6%	11.7%	13.3%	10.1%	5.6%	6.6%	19.8%	12.5%	22.2%	0.9%	1.0%
35-39	13.3%		15.3%	20.2%	17.0%	19.1%	10.0%	19.7%	21.0%	16.3%	19.7%	4.7%	0.0%
40-44	18.1%		19.7%	23.4%	20.7%	31.5%	37.8%	19.7%	29.6%	16.3%	19.7%	6.1%	2.5%
45-49	16.6%		25.7%	18.6%	25.2%	9.0%	22.2%	23.0%	11.1%	6.3%	15.4%	11.7%	8.9%
50-54	16.3%		19.3%	9.0%	6.7%	12.4%	11.1%	13.1%	3.7%	5.0%	6.8%	30.5%	31.0%
55-59	8.9%		5.6%	4.8%	2.2%	2.2%	3.3%	6.6%	0.0%	1.3%	1.7%	17.4%	29.1%
60-64	3.6%		1.6%	1.1%	1.5%	2.2%	1.1%	0.0%	2.5%	0.0%	0.0%	6.1%	13.8%
65-69	2.4%		1.2%	1.1%	1.5%	0.0%	1.1%	0.0%	1.2%	1.3%	0.9%	5.2%	6.9%
70-74	1.0%		0.8%	0.5%	0.7%	0.0%	0.0%	0.0%	0.0%	0.0%	0.0%	1.9%	3.4%
>=75	0.5%		0.0%	0.0%	0.0%	1.1%	0.0%	0.0%	0.0%	0.0%	0.0%	0.0%	3.0%
Total # of vehicles	1506	249	188	135	89	90	61	81	80	117	213	203	
Average speed	44.0	44.9	41.1	40.9	40.5	42.7	41.6	38.8	33.1	38.3	48.1	56.2	
St. Dev.	11.5	8.3	9.4	9.9	10.6	8.8	9.4	8.4	11.3	9.0	13.4	8.2	
85th percentile	55.0	53.0	50.0	49.0	50.0	50.7	52.0	45.0	44.0	48.0	59.0	63.7	
Min	9.0	25.0	13.0	9.0	13.0	13.0	13.0	19.0	11.0	11.0	10.0	25.0	
Max	89.0	71.0	71.0	71.0	75.0	67.0	58.0	65.0	67.0	67.0	74.0	89.0	
Range	80.0	46.0	58.0	62.0	62.0	54.0	45.0	46.0	56.0	56.0	64.0	64.0	

Vehicle Speed (0-25 FT Vehicles)	Hour												
	Total	19:00-20:00	20:00-21:00	21:00-22:00	22:00-23:00	23:00-00:00	00:00-01:00	01:00-02:00	02:00-03:00	03:00-04:00	04:00-05:00	05:00-06:00	06:00-07:00
MPH													
< 10	0.1%		0.0%	0.0%	1.5%	0.0%	0.0%	0.0%	0.0%	0.0%	0.0%	0.0%	0.0%
10-14	0.9%		0.0%	0.8%	0.0%	0.0%	2.5%	0.0%	0.0%	11.5%	2.4%	0.8%	0.0%
15-19	1.0%		0.0%	0.8%	0.0%	2.4%	2.5%	0.0%	0.0%	3.8%	0.0%	3.3%	0.0%
20-24	2.8%		0.0%	1.7%	5.9%	4.8%	5.0%	0.0%	11.1%	11.5%	0.0%	15.0%	0.0%
25-29	5.2%		1.2%	5.8%	8.8%	7.1%	5.0%	6.3%	7.4%	19.2%	14.6%	15.0%	0.8%
30-34	6.4%		4.8%	10.8%	11.8%	7.1%	7.5%	6.3%	14.8%	3.8%	17.1%	0.8%	1.6%
35-39	11.6%		13.7%	23.3%	11.8%	16.7%	7.5%	18.8%	11.1%	15.4%	22.0%	3.3%	0.0%
40-44	16.3%		18.5%	25.0%	16.2%	28.6%	32.5%	0.0%	29.6%	19.2%	22.0%	15.0%	3.2%
45-49	16.3%		28.0%	14.2%	29.4%	7.1%	20.0%	18.8%	14.8%	7.7%	14.6%	15.0%	10.4%
50-54	19.0%		22.0%	10.0%	7.4%	19.0%	15.0%	25.0%	7.4%	7.7%	4.9%	30.8%	28.8%
55-59	11.5%		6.5%	5.8%	4.4%	2.4%	2.5%	25.0%	0.0%	0.0%	2.4%	22.5%	28.8%
60-64	4.3%		2.4%	0.8%	1.5%	4.8%	0.0%	0.0%	3.7%	0.0%	0.0%	9.2%	11.2%
65-69	2.9%		1.8%	0.8%	0.0%	0.0%	0.0%	0.0%	0.0%	0.0%	0.0%	7.5%	8.0%
70-74	1.3%		1.2%	0.0%	1.5%	0.0%	0.0%	0.0%	0.0%	0.0%	0.0%	1.7%	4.0%
>=75	0.5%		0.0%	0.0%	0.0%	0.0%	0.0%	0.0%	0.0%	0.0%	0.0%	0.0%	3.2%
Total # of vehicles	793	168	120	68	42	40	16	27	26	41	120	125	
Average speed	45.5	46.4	40.9	40.7	41.6	40.9	46.5	38.8	32.4	37.8	50	56	
St. Dev.	11.7	8.1	9.0	10.9	10.1	10.0	9.1	9.7	12.1	9.5	14	9	
85th percentile	57.0	54.0	50.0	49.0	51.0	51.0	55.0	46.3	44.3	47.0	60	64	
Min	9.0	25.0	13.0	9.0	19.0	13.0	28.0	20.0	11.0	11.0	10.0	25.0	
Max	82.0	71.0	68.0	71.0	63.0	57.0	58.0	64.0	52.0	59.0	73.0	82.0	
Range	73.0	46.0	55.0	62.0	44.0	44.0	30.0	44.0	41.0	48.0	63.0	57.0	

		Hour											
Vehicle Speed (25-50 FT Vehicles)	Total	19:00-20:00	20:00-21:00	21:00-22:00	22:00-23:00	23:00-00:00	00:00-01:00	01:00-02:00	02:00-03:00	03:00-04:00	04:00-05:00	05:00-06:00	06:00-07:00
		MPH											
< 10	0.0%		0.0%	0.0%	0.0%	0.0%	0.0%	0.0%	0.0%	0.0%	0.0%	0.0%	0.0%
10-14	2.7%		0.0%	0.0%	0.0%	25.0%	0.0%	18.2%	0.0%	6.7%	0.0%	2.1%	0.0%
15-19	1.7%		0.0%	2.9%	0.0%	0.0%	0.0%	0.0%	0.0%	20.0%	3.4%	0.0%	0.0%
20-24	2.0%		0.0%	5.7%	0.0%	0.0%	0.0%	0.0%	0.0%	13.3%	3.4%	2.1%	0.0%
25-29	2.4%		5.4%	2.9%	3.6%	0.0%	0.0%	0.0%	0.0%	0.0%	0.0%	6.3%	0.0%
30-34	5.4%		2.7%	5.7%	10.7%	0.0%	0.0%	27.3%	5.0%	20.0%	6.9%	2.1%	0.0%
35-39	9.5%		16.2%	8.6%	7.1%	0.0%	15.8%	27.3%	20.0%	0.0%	17.2%	4.2%	0.0%
40-44	21.6%		24.3%	14.3%	25.0%	56.3%	31.6%	18.2%	50.0%	26.7%	20.7%	10.4%	2.6%
45-49	20.6%		24.3%	40.0%	32.1%	12.5%	15.8%	9.1%	15.0%	6.7%	27.6%	20.8%	2.6%
50-54	18.2%		24.3%	8.6%	14.3%	0.0%	21.1%	0.0%	5.0%	0.0%	13.8%	33.3%	34.2%
55-59	6.8%		2.7%	2.9%	0.0%	0.0%	5.3%	0.0%	0.0%	0.0%	3.4%	14.6%	23.7%
60-64	3.7%		0.0%	2.9%	0.0%	0.0%	5.3%	0.0%	0.0%	0.0%	0.0%	0.0%	23.7%
65-69	3.0%		0.0%	2.9%	7.1%	0.0%	5.3%	0.0%	5.0%	6.7%	3.4%	0.0%	5.3%
70-74	1.4%		0.0%	2.9%	0.0%	0.0%	0.0%	0.0%	0.0%	0.0%	0.0%	4.2%	2.6%
>=75	1.0%		0.0%	0.0%	0.0%	6.3%	0.0%	0.0%	0.0%	0.0%	0.0%	0.0%	5.3%
Total # of vehicles	296		37	35	28	16	19	11	20	15	29	48	38
Average speed	45.1		44.3	43.9	44.8	37.3	46.8	34.1	42.5	33.0	42.6	47.6	58.1
St. Dev.	12.0		7.4	11.3	9.2	16.5	8.7	11.3	6.4	14.9	10.1	11.2	8.4
85th percentile	55.0		51.0	51.9	50.0	45.5	53.6	42.0	45.3	44.0	51.6	56.0	63.5
Min	13.0		25.0	18.0	27.0	13.0	36.0	13.0	34.0	14.0	15.0	14.0	44.0
Max	89.0		58.0	71.0	69.0	75.0	67.0	48.0	65.0	67.0	67.0	74.0	89.0
Range	76.0		33.0	53.0	42.0	62.0	31.0	35.0	31.0	53.0	52.0	60.0	45.0

		Hour											
Vehicle Speed (50-75 FT Vehicles)	Total	19:00-20:00	20:00-21:00	21:00-22:00	22:00-23:00	23:00-00:00	00:00-01:00	01:00-02:00	02:00-03:00	03:00-04:00	04:00-05:00	05:00-06:00	06:00-07:00
		MPH											
< 10	0.0%		0.0%	0.0%	0.0%	0.0%	0.0%	0.0%	0.0%	0.0%	0.0%	0.0%	0.0%
10-14	0.0%		0.0%	0.0%	0.0%	0.0%	0.0%	0.0%	0.0%	0.0%	0.0%	0.0%	0.0%
15-19	2.7%		0.0%	0.0%	7.1%	0.0%	0.0%	0.0%	6.3%	4.3%	0.0%	11.1%	0.0%
20-24	5.4%		0.0%	9.1%	7.1%	0.0%	9.1%	0.0%	0.0%	21.7%	4.3%	5.6%	0.0%
25-29	13.0%		15.4%	9.1%	7.1%	14.3%	0.0%	25.0%	12.5%	21.7%	21.7%	11.1%	0.0%
30-34	20.5%		26.9%	36.4%	28.6%	14.3%	18.2%	0.0%	43.8%	17.4%	39.1%	0.0%	0.0%
35-39	12.4%		19.2%	9.1%	28.6%	14.3%	0.0%	8.3%	18.8%	17.4%	13.0%	5.6%	0.0%
40-44	11.9%		15.4%	18.2%	7.1%	14.3%	27.3%	25.0%	12.5%	13.0%	8.7%	5.6%	0.0%
45-49	15.7%		23.1%	9.1%	7.1%	14.3%	36.4%	33.3%	6.3%	4.3%	8.7%	27.8%	12.5%
50-54	10.8%		0.0%	9.1%	0.0%	28.6%	0.0%	8.3%	0.0%	0.0%	4.3%	27.8%	41.7%
55-59	5.4%		0.0%	0.0%	0.0%	0.0%	9.1%	0.0%	0.0%	0.0%	0.0%	0.0%	37.5%
60-64	1.1%		0.0%	0.0%	7.1%	0.0%	0.0%	0.0%	0.0%	0.0%	0.0%	0.0%	4.2%
65-69	1.1%		0.0%	0.0%	0.0%	0.0%	0.0%	0.0%	0.0%	0.0%	0.0%	5.6%	4.2%
70-74	0.0%		0.0%	0.0%	0.0%	0.0%	0.0%	0.0%	0.0%	0.0%	0.0%	0.0%	0.0%
>=75	0.0%		0.0%	0.0%	0.0%	0.0%	0.0%	0.0%	0.0%	0.0%	0.0%	0.0%	0.0%
Total # of vehicles	185		26	11	14	7	11	12	16	23	23	18	24
Average speed	38.9		37.4	36.2	35.9	41.6	41.7	39.8	33.6	31.1	34.8	41.6	54.0
St. Dev.	10.8		6.9	8.6	10.8	9.3	10.0	8.9	7.0	7.7	7.6	14.2	4.6
85th percentile	51.0		46.3	44.5	43.1	51.2	47.0	46.0	41.5	40.4	42.7	52.0	58.6
Min	15.0		27.0	24.0	19.0	28.0	20.0	25.0	19.0	19.0	20.0	15.0	45.0
Max	66.0		48.0	50.0	64.0	53.0	59.0	52.0	48.0	46.0	53.0	65.0	66.0
Range	51.0		21.0	26.0	45.0	25.0	39.0	27.0	29.0	27.0	33.0	50.0	21.0

Vehicle Speed (+75 FT Vehicles)	Hour												
	Total	19:00-20:00	20:00-21:00	21:00-22:00	22:00-23:00	23:00-00:00	00:00-01:00	01:00-02:00	02:00-03:00	03:00-04:00	04:00-05:00	05:00-06:00	06:00-07:00
MPH													
< 10	0.0%	0.0%	0.0%	0.0%	0.0%	0.0%	0.0%	0.0%	0.0%	0.0%	0.0%	0.0%	0.0%
10-14	0.0%	0.0%	0.0%	0.0%	0.0%	0.0%	0.0%	0.0%	0.0%	0.0%	0.0%	0.0%	0.0%
15-19	0.4%	0.0%	0.0%	0.0%	0.0%	0.0%	0.0%	0.0%	0.0%	6.3%	0.0%	0.0%	0.0%
20-24	1.7%	0.0%	0.0%	0.0%	0.0%	0.0%	0.0%	0.0%	0.0%	0.0%	0.0%	14.8%	0.0%
25-29	3.9%	0.0%	4.5%	0.0%	0.0%	0.0%	4.5%	5.6%	18.8%	4.2%	7.4%	0.0%	0.0%
30-34	12.1%	16.7%	13.6%	12.0%	20.8%	0.0%	0.0%	22.2%	12.5%	33.3%	0.0%	0.0%	0.0%
35-39	24.6%	22.2%	27.3%	36.0%	37.5%	15.0%	22.7%	38.9%	31.3%	25.0%	11.1%	0.0%	0.0%
40-44	25.0%	27.8%	31.8%	36.0%	25.0%	60.0%	31.8%	22.2%	6.3%	25.0%	3.7%	0.0%	0.0%
45-49	13.4%	11.1%	13.6%	16.0%	8.3%	25.0%	27.3%	5.6%	6.3%	8.3%	14.8%	6.3%	6.3%
50-54	9.1%	11.1%	4.5%	0.0%	4.2%	0.0%	13.6%	0.0%	12.5%	4.2%	25.9%	25.0%	25.0%
55-59	5.6%	11.1%	4.5%	0.0%	4.2%	0.0%	0.0%	0.0%	6.3%	0.0%	11.1%	31.3%	31.3%
60-64	3.0%	0.0%	0.0%	0.0%	0.0%	0.0%	0.0%	5.6%	0.0%	0.0%	7.4%	25.0%	25.0%
65-69	0.9%	0.0%	0.0%	0.0%	0.0%	0.0%	0.0%	0.0%	0.0%	0.0%	3.7%	6.3%	6.3%
70-74	0.4%	0.0%	0.0%	0.0%	0.0%	0.0%	0.0%	0.0%	0.0%	0.0%	0.0%	0.0%	6.3%
>=75	0.0%	0.0%	0.0%	0.0%	0.0%	0.0%	0.0%	0.0%	0.0%	0.0%	0.0%	0.0%	0.0%
Total # of vehicles	232	18	22	25	24	20	22	18	16	24	27	16	16
Average speed	41.9	42.6	40.0	39.8	40.3	42.9	42.7	39.1	36.9	37.5	44.6	57.4	57.4
St. Dev.	9.0	8.3	7.5	4.9	6.1	3.0	6.4	7.6	10.3	5.8	13.4	6.7	6.7
85th percentile	52.0	52.5	46.9	44.2	45.1	46.2	49.0	43.5	48.8	41.6	56.1	63.3	63.3
Min	16.0	32.0	25.0	30.0	33.0	35.0	27.0	28.0	16.0	28.0	21.0	45.0	45.0
Max	71.0	58.0	56.0	49.0	59.0	47.0	53.0	63.0	55.0	52.0	65.0	71.0	71.0
Range	55.0	26.0	31.0	19.0	26.0	12.0	26.0	35.0	39.0	24.0	44.0	26.0	26.0

Day 9 Reference

Vehicle Speed (all vehicles)	Hour												
	Total	19:00-20:00	20:00-21:00	21:00-22:00	22:00-23:00	23:00-00:00	00:00-01:00	01:00-02:00	02:00-03:00	03:00-04:00	04:00-05:00	05:00-06:00	06:00-07:00
MPH													
< 10	0.0%	0.0%	0.0%	0.0%	0.0%	0.0%	0.0%	0.0%	0.0%	0.0%	0.0%	0.0%	0.0%
10-14	0.0%	0.0%	0.0%	0.0%	0.0%	0.0%	0.0%	0.0%	0.0%	0.0%	0.0%	0.0%	0.0%
15-19	0.0%	0.0%	0.0%	0.0%	0.0%	0.0%	0.0%	0.0%	0.0%	0.0%	0.0%	0.0%	0.0%
20-24	0.0%	0.0%	0.0%	0.0%	0.0%	0.0%	0.0%	0.0%	0.0%	0.0%	0.0%	0.0%	0.0%
25-29	0.2%	0.0%	0.0%	0.5%	0.0%	0.9%	0.0%	0.0%	0.0%	1.6%	0.0%	0.0%	0.0%
30-34	0.1%	0.0%	0.4%	0.0%	0.9%	0.0%	0.0%	0.0%	0.0%	0.0%	0.0%	0.0%	0.0%
35-39	0.3%	0.0%	0.0%	0.0%	0.9%	0.9%	1.0%	1.5%	1.6%	1.6%	0.0%	0.0%	0.0%
40-44	1.0%	0.7%	1.2%	2.7%	1.8%	0.0%	2.0%	1.5%	1.6%	0.0%	1.1%	1.1%	0.0%
45-49	6.3%	2.5%	5.1%	5.4%	7.9%	10.0%	11.8%	14.7%	14.5%	21.3%	10.5%	3.9%	1.8%
50-54	16.7%	14.1%	8.6%	11.4%	25.4%	28.2%	30.4%	29.4%	29.0%	23.0%	25.3%	17.8%	8.2%
55-59	17.4%	12.3%	16.5%	15.7%	14.9%	21.8%	21.6%	26.5%	22.6%	23.0%	30.5%	13.3%	16.4%
60-64	20.0%	23.9%	22.0%	25.4%	15.8%	14.5%	13.7%	7.4%	22.6%	8.2%	11.6%	22.2%	23.0%
65-69	15.0%	20.1%	19.2%	16.8%	14.9%	9.1%	9.8%	7.4%	3.2%	6.6%	7.4%	13.9%	17.9%
70-74	10.6%	13.7%	10.6%	9.7%	9.6%	9.1%	4.9%	7.4%	1.6%	8.2%	5.3%	13.3%	13.6%
>=75	12.3%	12.7%	16.5%	12.4%	7.9%	5.5%	4.9%	4.4%	3.2%	6.6%	8.4%	14.4%	19.1%
Total # of vehicles	1846	284	255	185	114	110	102	68	62	61	95	180	330
Average speed	62.4	64.4	64.6	62.7	59.9	58.3	57.6	56.9	55.7	57.1	59.0	63.6	66.1
St. Dev.	10.4	9.8	10.7	10.4	10.4	9.4	8.7	8.9	7.3	11.4	9.6	10.2	9.6
85th percentile	73.0	74.0	75.0	72.0	71.0	69.0	69.0	67.9	61.9	69.0	68.9	74.0	76.7
Min	26.0	41.0	34.0	28.0	33.0	27.0	38.0	38.0	36.0	26.0	41.0	42.0	45.0
Max	103.0	95.0	97.0	95.0	103.0	87.0	83.0	83.0	77.0	91.0	87.0	92.0	98.0
Range	77.0	54.0	63.0	67.0	70.0	60.0	45.0	45.0	41.0	65.0	46.0	50.0	53.0

Vehicle Speed (0-25 FT Vehicles)	Hour												
	Total	19:00-20:00	20:00-21:00	21:00-22:00	22:00-23:00	23:00-00:00	00:00-01:00	01:00-02:00	02:00-03:00	03:00-04:00	04:00-05:00	05:00-06:00	06:00-07:00
MPH													
< 10	0.0%	0.0%	0.0%	0.0%	0.0%	0.0%	0.0%	0.0%	0.0%	0.0%	0.0%	0.0%	0.0%
10-14	0.0%	0.0%	0.0%	0.0%	0.0%	0.0%	0.0%	0.0%	0.0%	0.0%	0.0%	0.0%	0.0%
15-19	0.0%	0.0%	0.0%	0.0%	0.0%	0.0%	0.0%	0.0%	0.0%	0.0%	0.0%	0.0%	0.0%
20-24	0.0%	0.0%	0.0%	0.0%	0.0%	0.0%	0.0%	0.0%	0.0%	0.0%	0.0%	0.0%	0.0%
25-29	0.3%	0.0%	0.0%	0.8%	0.0%	1.8%	0.0%	0.0%	0.0%	5.0%	0.0%	0.0%	0.0%
30-34	0.0%	0.0%	0.0%	0.0%	0.0%	0.0%	0.0%	0.0%	0.0%	0.0%	0.0%	0.0%	0.0%
35-39	0.0%	0.0%	0.0%	0.0%	0.0%	0.0%	0.0%	0.0%	0.0%	0.0%	0.0%	0.0%	0.0%
40-44	0.8%	1.1%	1.2%	2.5%	0.0%	0.0%	0.0%	0.0%	0.0%	0.0%	2.9%	0.9%	0.0%
45-49	1.5%	0.0%	1.8%	3.3%	5.5%	1.8%	8.8%	0.0%	5.3%	0.0%	2.9%	0.0%	0.0%
50-54	4.4%	4.4%	3.0%	1.6%	5.5%	17.5%	8.8%	9.5%	15.8%	10.0%	2.9%	2.7%	2.1%
55-59	10.0%	7.1%	10.1%	5.7%	12.7%	15.8%	5.9%	28.6%	21.1%	20.0%	25.7%	4.5%	9.8%
60-64	25.5%	26.2%	21.9%	31.1%	20.0%	22.8%	29.4%	19.0%	42.1%	15.0%	17.1%	30.4%	25.2%
65-69	22.0%	25.7%	25.4%	23.8%	23.6%	17.5%	20.6%	19.0%	10.5%	20.0%	11.4%	19.6%	20.5%
70-74	16.7%	18.6%	14.2%	14.8%	18.2%	15.8%	11.8%	19.0%	5.3%	20.0%	14.3%	19.6%	17.9%
>=75	18.8%	16.9%	22.5%	16.4%	14.5%	7.0%	14.7%	4.8%	0.0%	10.0%	22.9%	22.3%	24.4%
Total # of vehicles	1061	183	169	122	55	57	34	21	19	20	35	112	234
Average speed	67.0	67.5	68.0	66.1	65.7	62.2	64.4	63.0	59.2	63.2	66.2	69	69
St. Dev.	9.5	8.7	9.9	9.9	9.8	9.2	9.3	7.4	6.0	12.7	11.0	9	9
85th percentile	76.0	76.0	77.8	75.0	74.0	71.6	74.1	72.0	64.3	72.2	79.9	78	79
Min	26.0	41.0	41.0	28.0	45.0	27.0	46.0	50.0	46.0	26.0	41.0	44.0	50.0
Max	103.0	95.0	97.0	95.0	103.0	78.0	83.0	77.0	70.0	87.0	87.0	92.0	98.0
Range	77.0	54.0	56.0	67.0	58.0	51.0	37.0	27.0	24.0	61.0	46.0	48.0	48.0

		Hour											
Vehicle Speed (25-50 FT Vehicles)	Total	19:00-20:00	20:00-21:00	21:00-22:00	22:00-23:00	23:00-00:00	00:00-01:00	01:00-02:00	02:00-03:00	03:00-04:00	04:00-05:00	05:00-06:00	06:00-07:00
		MPH											
< 10	0.0%	0.0%	0.0%	0.0%	0.0%	0.0%	0.0%	0.0%	0.0%	0.0%	0.0%	0.0%	0.0%
10-14	0.0%	0.0%	0.0%	0.0%	0.0%	0.0%	0.0%	0.0%	0.0%	0.0%	0.0%	0.0%	0.0%
15-19	0.0%	0.0%	0.0%	0.0%	0.0%	0.0%	0.0%	0.0%	0.0%	0.0%	0.0%	0.0%	0.0%
20-24	0.0%	0.0%	0.0%	0.0%	0.0%	0.0%	0.0%	0.0%	0.0%	0.0%	0.0%	0.0%	0.0%
25-29	0.0%	0.0%	0.0%	0.0%	0.0%	0.0%	0.0%	0.0%	0.0%	0.0%	0.0%	0.0%	0.0%
30-34	0.5%	0.0%	1.7%	0.0%	3.4%	0.0%	0.0%	0.0%	0.0%	0.0%	0.0%	0.0%	0.0%
35-39	0.5%	0.0%	0.0%	0.0%	0.0%	0.0%	0.0%	0.0%	7.7%	6.3%	0.0%	0.0%	0.0%
40-44	1.3%	0.0%	1.7%	5.6%	3.4%	0.0%	0.0%	7.7%	0.0%	0.0%	0.0%	0.0%	0.0%
45-49	8.4%	1.7%	8.5%	8.3%	3.4%	12.5%	21.1%	15.4%	23.1%	18.8%	9.1%	8.3%	3.6%
50-54	30.1%	27.1%	20.3%	27.8%	41.4%	33.3%	42.1%	30.8%	23.1%	37.5%	36.4%	47.2%	19.6%
55-59	29.1%	23.7%	27.1%	33.3%	20.7%	41.7%	26.3%	30.8%	15.4%	25.0%	40.9%	25.0%	35.7%
60-64	14.1%	18.6%	23.7%	13.9%	13.8%	8.3%	5.3%	0.0%	30.8%	6.3%	9.1%	18.3%	12.5%
65-69	7.9%	11.9%	8.5%	5.6%	10.3%	0.0%	5.3%	7.7%	0.0%	0.0%	4.5%	5.6%	14.3%
70-74	3.1%	8.5%	3.4%	0.0%	3.4%	0.0%	0.0%	0.0%	0.0%	0.0%	0.0%	2.8%	5.4%
>=75	5.0%	8.5%	5.1%	5.6%	0.0%	4.2%	0.0%	7.7%	0.0%	6.3%	0.0%	2.8%	8.9%
Total # of vehicles	382	59	59	36	29	24	19	13	13	16	22	36	56
Average speed	57.5	61.3	58.3	56.7	55.7	55.5	53.7	55.7	52.8	53.9	55.5	55.6	60.7
St. Dev.	8.8	10.2	9.3	9.2	7.6	8.2	5.6	8.6	7.6	9.8	5.0	6.9	8.3
85th percentile	65.0	70.6	65.6	62.5	60.0	59.0	58.3	61.0	61.0	58.8	59.0	60.0	69.0
Min	33.0	45.0	34.0	40.0	33.0	46.0	46.0	42.0	36.0	37.0	46.0	46.0	47.0
Max	93.0	93.0	91.0	86.0	70.0	87.0	69.0	75.0	62.0	83.0	67.0	80.0	85.0
Range	60.0	48.0	57.0	46.0	37.0	41.0	23.0	33.0	26.0	46.0	21.0	34.0	38.0

		Hour											
Vehicle Speed (50-75 FT Vehicles)	Total	19:00-20:00	20:00-21:00	21:00-22:00	22:00-23:00	23:00-00:00	00:00-01:00	01:00-02:00	02:00-03:00	03:00-04:00	04:00-05:00	05:00-06:00	06:00-07:00
		MPH											
< 10	0.0%	0.0%	0.0%	0.0%	0.0%	0.0%	0.0%	0.0%	0.0%	0.0%	0.0%	0.0%	0.0%
10-14	0.0%	0.0%	0.0%	0.0%	0.0%	0.0%	0.0%	0.0%	0.0%	0.0%	0.0%	0.0%	0.0%
15-19	0.0%	0.0%	0.0%	0.0%	0.0%	0.0%	0.0%	0.0%	0.0%	0.0%	0.0%	0.0%	0.0%
20-24	0.0%	0.0%	0.0%	0.0%	0.0%	0.0%	0.0%	0.0%	0.0%	0.0%	0.0%	0.0%	0.0%
25-29	0.0%	0.0%	0.0%	0.0%	0.0%	0.0%	0.0%	0.0%	0.0%	0.0%	0.0%	0.0%	0.0%
30-34	0.0%	0.0%	0.0%	0.0%	0.0%	0.0%	0.0%	0.0%	0.0%	0.0%	0.0%	0.0%	0.0%
35-39	1.1%	0.0%	0.0%	0.0%	5.0%	0.0%	3.1%	3.7%	0.0%	0.0%	0.0%	0.0%	0.0%
40-44	0.7%	0.0%	0.0%	0.0%	0.0%	0.0%	3.1%	0.0%	4.5%	0.0%	0.0%	0.0%	0.0%
45-49	21.5%	17.1%	31.3%	15.0%	20.0%	31.3%	15.6%	25.9%	18.2%	50.0%	18.8%	17.6%	13.8%
50-54	38.4%	40.0%	12.5%	45.0%	50.0%	50.0%	43.8%	33.3%	40.9%	33.3%	40.6%	41.2%	27.6%
55-59	25.4%	22.9%	37.5%	30.0%	5.0%	18.8%	28.1%	25.9%	27.3%	16.7%	31.3%	29.4%	27.6%
60-64	9.5%	17.1%	12.5%	5.0%	15.0%	0.0%	3.1%	3.7%	9.1%	0.0%	6.3%	11.8%	24.1%
65-69	1.8%	2.9%	0.0%	0.0%	0.0%	0.0%	3.1%	0.0%	0.0%	0.0%	3.1%	0.0%	6.9%
70-74	0.7%	0.0%	6.3%	0.0%	0.0%	0.0%	0.0%	3.7%	0.0%	0.0%	0.0%	0.0%	0.0%
>=75	1.1%	0.0%	0.0%	5.0%	5.0%	0.0%	0.0%	3.7%	0.0%	0.0%	0.0%	0.0%	0.0%
Total # of vehicles	284	35	16	20	20	16	32	27	22	18	32	17	29
Average speed	53.8	54.4	55.5	54.6	53.0	51.5	53.1	53.8	53.3	50.8	53.9	54.1	56.2
St. Dev.	6.1	5.4	7.3	7.7	8.1	3.4	5.5	8.7	4.7	4.0	4.9	4.6	5.8
85th percentile	59.0	61.0	61.3	57.3	61.2	54.8	58.0	59.0	57.9	54.9	58.4	58.6	60.8
Min	38.0	46.0	45.0	45.0	38.0	47.0	38.0	38.0	43.0	46.0	45.0	46.0	45.0
Max	83.0	67.0	74.0	83.0	77.0	58.0	65.0	83.0	61.0	59.0	69.0	62.0	69.0
Range	45.0	21.0	29.0	38.0	39.0	11.0	27.0	45.0	18.0	13.0	24.0	16.0	24.0

Vehicle Speed (+75 FT Vehicles)	Hour													
	Total	19:00-20:00	20:00-21:00	21:00-22:00	22:00-23:00	23:00-00:00	00:00-01:00	01:00-02:00	02:00-03:00	03:00-04:00	04:00-05:00	05:00-06:00	06:00-07:00	
MPH														
< 10	0.0%	0.0%	0.0%	0.0%	0.0%	0.0%	0.0%	0.0%	0.0%	0.0%	0.0%	0.0%	0.0%	0.0%
10-14	0.0%	0.0%	0.0%	0.0%	0.0%	0.0%	0.0%	0.0%	0.0%	0.0%	0.0%	0.0%	0.0%	0.0%
15-19	0.0%	0.0%	0.0%	0.0%	0.0%	0.0%	0.0%	0.0%	0.0%	0.0%	0.0%	0.0%	0.0%	0.0%
20-24	0.0%	0.0%	0.0%	0.0%	0.0%	0.0%	0.0%	0.0%	0.0%	0.0%	0.0%	0.0%	0.0%	0.0%
25-29	0.0%	0.0%	0.0%	0.0%	0.0%	0.0%	0.0%	0.0%	0.0%	0.0%	0.0%	0.0%	0.0%	0.0%
30-34	0.0%	0.0%	0.0%	0.0%	0.0%	0.0%	0.0%	0.0%	0.0%	0.0%	0.0%	0.0%	0.0%	0.0%
35-39	0.8%	0.0%	0.0%	0.0%	0.0%	7.7%	0.0%	0.0%	0.0%	0.0%	0.0%	0.0%	0.0%	0.0%
40-44	2.5%	0.0%	0.0%	0.0%	10.0%	0.0%	5.9%	0.0%	0.0%	0.0%	0.0%	6.7%	0.0%	0.0%
45-49	6.7%	0.0%	0.0%	0.0%	10.0%	15.4%	0.0%	14.3%	12.5%	14.3%	16.7%	6.7%	0.0%	0.0%
50-54	31.9%	28.6%	27.3%	0.0%	40.0%	38.5%	35.3%	71.4%	37.5%	0.0%	33.3%	33.3%	27.3%	27.3%
55-59	27.7%	0.0%	27.3%	57.1%	30.0%	15.4%	35.3%	14.3%	25.0%	42.9%	16.7%	33.3%	27.3%	27.3%
60-64	15.1%	42.9%	27.3%	42.9%	0.0%	7.7%	11.8%	0.0%	0.0%	14.3%	16.7%	6.7%	27.3%	27.3%
65-69	6.7%	28.6%	9.1%	0.0%	10.0%	0.0%	5.9%	0.0%	0.0%	0.0%	16.7%	6.7%	9.1%	9.1%
70-74	3.4%	0.0%	0.0%	0.0%	0.0%	7.7%	5.9%	0.0%	0.0%	14.3%	0.0%	6.7%	0.0%	0.0%
>=75	5.0%	0.0%	9.1%	0.0%	0.0%	7.7%	0.0%	0.0%	25.0%	14.3%	0.0%	0.0%	9.1%	9.1%
Total # of vehicles	119	7	11	7	10	13	17	7	8	7	6	15	11	11
Average speed	57.4	59.9	60.4	59.0	53.7	54.8	57.1	52.4	59.1	63.3	57.0	55.7	59.8	59.8
St. Dev.	8.1	5.5	8.2	2.4	7.1	10.0	6.9	4.0	11.0	13.9	7.9	7.1	6.9	6.9
85th percentile	64.3	65.1	64.0	60.3	57.0	63.8	62.8	54.4	75.1	72.1	64.3	60.8	65.0	65.0
Min	39.0	52.0	51.0	55.0	42.0	39.0	43.0	45.0	49.0	49.0	46.0	42.0	52.0	52.0
Max	91.0	66.0	81.0	63.0	69.0	75.0	72.0	58.0	77.0	91.0	68.0	71.0	75.0	75.0
Range	52.0	14.0	30.0	8.0	27.0	36.0	29.0	13.0	28.0	42.0	22.0	29.0	23.0	23.0

Day 9 End of Taper

Vehicle Speed (all vehicles)	Hour												
	Total	19:00-20:00	20:00-21:00	21:00-22:00	22:00-23:00	23:00-00:00	00:00-01:00	01:00-02:00	02:00-03:00	03:00-04:00	04:00-05:00	05:00-06:00	06:00-07:00
MPH													
< 10	0.0%	0.0%	0.0%	0.0%	0.0%	0.0%	0.0%	0.0%	0.0%	0.0%	0.0%	0.0%	0.0%
10-14	0.0%	0.0%	0.0%	0.0%	0.0%	0.0%	0.0%	0.0%	0.0%	0.0%	0.0%	0.0%	0.0%
15-19	0.1%	0.0%	0.0%	0.5%	0.0%	0.0%	0.0%	0.0%	0.0%	0.0%	0.0%	0.0%	0.0%
20-24	0.5%	0.0%	0.0%	1.0%	0.9%	0.0%	1.0%	0.0%	0.0%	0.0%	0.0%	2.4%	0.0%
25-29	0.7%	0.4%	0.4%	1.6%	0.9%	0.9%	0.0%	0.0%	0.0%	0.0%	0.0%	1.8%	0.7%
30-34	1.8%	2.7%	3.0%	3.7%	1.7%	0.9%	1.0%	2.7%	0.0%	0.0%	0.0%	0.6%	1.1%
35-39	4.0%	4.2%	8.3%	6.8%	2.6%	3.6%	4.1%	5.3%	0.0%	3.1%	0.0%	3.6%	1.4%
40-44	8.4%	11.1%	10.0%	11.0%	12.2%	8.9%	7.2%	5.3%	19.0%	9.2%	5.2%	3.6%	4.0%
45-49	12.8%	12.6%	10.9%	17.3%	15.7%	17.9%	9.3%	26.7%	17.2%	13.8%	14.4%	7.7%	7.2%
50-54	19.7%	16.5%	20.0%	17.3%	27.8%	25.9%	29.9%	24.0%	24.1%	26.2%	20.6%	17.2%	12.3%
55-59	17.6%	18.4%	19.1%	15.7%	9.6%	17.9%	20.6%	14.7%	24.1%	32.3%	17.5%	19.5%	13.7%
60-64	13.9%	10.3%	13.5%	8.9%	10.4%	11.6%	13.4%	12.0%	5.2%	6.2%	27.8%	10.1%	24.9%
65-69	7.3%	6.9%	4.8%	4.7%	12.2%	5.4%	3.1%	6.7%	3.4%	4.6%	7.2%	10.7%	11.6%
70-74	6.0%	5.7%	4.8%	5.8%	2.6%	2.7%	9.3%	0.0%	5.2%	1.5%	3.1%	7.1%	11.9%
>=75	7.4%	11.1%	5.2%	5.8%	3.5%	4.5%	1.0%	2.7%	1.7%	3.1%	4.1%	16.0%	11.2%
Total # of vehicles	1747	261	230	191	115	112	97	75	58	65	97	169	277
Average speed	56.0	56.5	53.8	52.6	53.9	53.9	54.4	52.6	53.2	54.0	57.1	59.6	61.2
St. Dev.	12.0	13.0	11.7	12.7	10.8	10.1	9.7	9.2	8.8	8.6	8.4	14.8	11.7
85th percentile	68.0	71.0	64.0	65.0	65.9	63.0	63.0	61.0	58.9	59.4	64.0	75.0	73.0
Min	17.0	28.0	26.0	17.0	23.0	27.0	20.0	30.0	40.0	36.0	40.0	22.0	29.0
Max	95.0	91.0	89.0	85.0	88.0	89.0	82.0	80.0	85.0	83.0	79.0	92.0	95.0
Range	78.0	63.0	63.0	68.0	65.0	62.0	62.0	50.0	45.0	47.0	39.0	70.0	66.0

Vehicle Speed (0-25 FT Vehicles)	Hour												
	Total	19:00-20:00	20:00-21:00	21:00-22:00	22:00-23:00	23:00-00:00	00:00-01:00	01:00-02:00	02:00-03:00	03:00-04:00	04:00-05:00	05:00-06:00	06:00-07:00
MPH													
< 10	0.0%	0.0%	0.0%	0.0%	0.0%	0.0%	0.0%	0.0%	0.0%	0.0%	0.0%	0.0%	0.0%
10-14	0.0%	0.0%	0.0%	0.0%	0.0%	0.0%	0.0%	0.0%	0.0%	0.0%	0.0%	0.0%	0.0%
15-19	0.1%	0.0%	0.0%	0.8%	0.0%	0.0%	0.0%	0.0%	0.0%	0.0%	0.0%	0.0%	0.0%
20-24	0.6%	0.0%	0.0%	1.6%	1.7%	0.0%	0.0%	0.0%	0.0%	0.0%	0.0%	2.4%	0.0%
25-29	1.1%	0.6%	0.8%	0.8%	1.7%	2.1%	0.0%	0.0%	0.0%	0.0%	0.0%	3.6%	1.1%
30-34	2.2%	2.5%	4.8%	4.0%	1.7%	2.1%	0.0%	5.3%	0.0%	0.0%	0.0%	0.0%	1.1%
35-39	4.6%	3.8%	11.9%	4.8%	3.3%	4.3%	3.4%	0.0%	0.0%	0.0%	0.0%	7.2%	1.7%
40-44	8.1%	10.6%	10.3%	9.6%	8.3%	6.4%	6.9%	10.5%	16.7%	9.5%	9.4%	6.0%	3.4%
45-49	10.9%	11.9%	12.7%	15.2%	8.3%	19.1%	3.4%	10.5%	11.1%	4.8%	18.8%	7.2%	6.8%
50-54	16.1%	13.8%	14.3%	17.6%	28.3%	10.6%	20.7%	31.6%	22.2%	19.0%	9.4%	14.5%	14.1%
55-59	15.5%	17.5%	15.9%	16.0%	6.7%	19.1%	13.8%	15.8%	33.3%	23.8%	15.6%	19.3%	10.7%
60-64	14.9%	11.9%	14.3%	9.6%	13.3%	14.9%	27.6%	21.1%	0.0%	14.3%	21.9%	8.4%	23.2%
65-69	8.5%	9.4%	5.6%	4.8%	15.0%	6.4%	0.0%	5.3%	0.0%	14.3%	9.4%	8.4%	12.4%
70-74	8.4%	7.5%	3.2%	8.0%	5.0%	6.4%	20.7%	0.0%	16.7%	4.8%	6.3%	6.0%	14.7%
>=75	9.0%	10.6%	6.3%	7.2%	6.7%	8.5%	3.4%	0.0%	0.0%	9.5%	9.4%	16.9%	10.7%
Total # of vehicles	897	160	126	125	60	47	29	19	18	21	32	83	177
Average speed	56.9	57.4	52.8	53.8	56.0	56.0	59.1	53.1	55.1	59.4	57.8	57.8	61.4
St. Dev.	13.0	13.0	12.8	13.3	12.6	12.9	10.4	8.1	9.4	10.6	10.0	15.9	11.9
85th percentile	71.0	72.2	64.3	68.8	66.5	69.2	70.0	61.0	63.3	68.0	67.4	75.0	73.0
Min	17.0	28.0	26.0	17.0	23.0	27.0	35.0	34.0	42.0	40.0	41.0	22.0	29.0
Max	92.0	91.0	89.0	85.0	88.0	89.0	82.0	65.0	73.0	83.0	77.0	92.0	92.0
Range	75.0	63.0	63.0	68.0	65.0	62.0	47.0	31.0	31.0	43.0	36.0	70.0	63.0

		Hour											
Vehicle Speed (25-50 FT Vehicles)	Total	19:00-20:00	20:00-21:00	21:00-22:00	22:00-23:00	23:00-00:00	00:00-01:00	01:00-02:00	02:00-03:00	03:00-04:00	04:00-05:00	05:00-06:00	06:00-07:00
		MPH											
< 10	0.0%	0.0%	0.0%	0.0%	0.0%	0.0%	0.0%	0.0%	0.0%	0.0%	0.0%	0.0%	0.0%
10-14	0.0%	0.0%	0.0%	0.0%	0.0%	0.0%	0.0%	0.0%	0.0%	0.0%	0.0%	0.0%	0.0%
15-19	0.0%	0.0%	0.0%	0.0%	0.0%	0.0%	0.0%	0.0%	0.0%	0.0%	0.0%	0.0%	0.0%
20-24	0.7%	0.0%	0.0%	0.0%	0.0%	0.0%	3.8%	0.0%	0.0%	0.0%	0.0%	4.2%	0.0%
25-29	0.2%	0.0%	0.0%	2.6%	0.0%	0.0%	0.0%	0.0%	0.0%	0.0%	0.0%	0.0%	0.0%
30-34	1.2%	1.8%	1.4%	0.0%	3.2%	0.0%	3.8%	0.0%	0.0%	0.0%	0.0%	0.0%	1.6%
35-39	3.1%	7.3%	2.9%	5.1%	3.2%	4.0%	3.8%	0.0%	0.0%	7.7%	0.0%	0.0%	1.6%
40-44	7.8%	10.9%	8.6%	20.5%	6.5%	0.0%	11.5%	11.8%	11.1%	7.7%	0.0%	0.0%	4.9%
45-49	13.9%	18.2%	10.0%	20.5%	29.0%	12.0%	11.5%	23.5%	16.7%	30.8%	4.8%	8.3%	4.9%
50-54	22.6%	16.4%	22.9%	20.5%	35.5%	48.0%	26.9%	29.4%	27.8%	15.4%	42.9%	18.8%	4.9%
55-59	20.0%	14.5%	27.1%	15.4%	16.1%	28.0%	19.2%	23.5%	27.8%	38.5%	14.3%	14.6%	18.0%
60-64	11.3%	7.3%	8.6%	5.1%	3.2%	4.0%	3.8%	11.8%	5.6%	0.0%	28.6%	12.5%	29.5%
65-69	5.2%	1.8%	5.7%	5.1%	3.2%	4.0%	3.8%	0.0%	5.6%	0.0%	4.8%	8.3%	9.8%
70-74	5.2%	1.8%	8.6%	2.6%	0.0%	0.0%	11.5%	0.0%	0.0%	0.0%	4.8%	10.4%	8.2%
>=75	8.7%	20.0%	4.3%	2.6%	0.0%	0.0%	0.0%	0.0%	5.6%	0.0%	0.0%	22.9%	16.4%
Total # of vehicles	424	55	70	39	31	25	26	17	18	13	21	48	61
Average speed	56.3	56.5	55.8	51.1	50.7	53.1	51.9	52.0	54.6	50.5	57.3	63.5	62.8
St. Dev.	12.3	15.0	10.5	10.9	6.5	5.7	11.6	6.2	9.8	6.9	7.2	15.9	12.8
85th percentile	67.0	77.9	66.0	59.3	56.5	56.8	64.0	58.6	59.4	56.6	64.0	84.9	75.0
Min	20.0	32.0	32.0	25.0	34.0	36.0	20.0	40.0	44.0	37.0	46.0	24.0	34.0
Max	95.0	89.0	88.0	85.0	65.0	67.0	72.0	61.0	85.0	59.0	74.0	92.0	95.0
Range	75.0	57.0	56.0	60.0	31.0	31.0	52.0	21.0	41.0	22.0	28.0	68.0	61.0

		Hour											
Vehicle Speed (50-75 FT Vehicles)	Total	19:00-20:00	20:00-21:00	21:00-22:00	22:00-23:00	23:00-00:00	00:00-01:00	01:00-02:00	02:00-03:00	03:00-04:00	04:00-05:00	05:00-06:00	06:00-07:00
		MPH											
< 10	0.0%	0.0%	0.0%	0.0%	0.0%	0.0%	0.0%	0.0%	0.0%	0.0%	0.0%	0.0%	0.0%
10-14	0.0%	0.0%	0.0%	0.0%	0.0%	0.0%	0.0%	0.0%	0.0%	0.0%	0.0%	0.0%	0.0%
15-19	0.0%	0.0%	0.0%	0.0%	0.0%	0.0%	0.0%	0.0%	0.0%	0.0%	0.0%	0.0%	0.0%
20-24	0.0%	0.0%	0.0%	0.0%	0.0%	0.0%	0.0%	0.0%	0.0%	0.0%	0.0%	0.0%	0.0%
25-29	0.4%	0.0%	0.0%	6.7%	0.0%	0.0%	0.0%	0.0%	0.0%	0.0%	0.0%	0.0%	0.0%
30-34	2.6%	8.0%	0.0%	13.3%	0.0%	0.0%	0.0%	4.5%	0.0%	0.0%	0.0%	7.7%	0.0%
35-39	4.4%	4.0%	6.7%	20.0%	0.0%	5.0%	4.5%	9.1%	0.0%	5.6%	0.0%	0.0%	0.0%
40-44	11.8%	24.0%	13.3%	6.7%	28.6%	15.0%	9.1%	0.0%	33.3%	11.1%	3.6%	0.0%	4.8%
45-49	20.6%	4.0%	6.7%	26.7%	21.4%	20.0%	22.7%	31.8%	33.3%	22.2%	21.4%	15.4%	23.8%
50-54	24.1%	20.0%	20.0%	6.7%	21.4%	35.0%	36.4%	22.7%	20.0%	50.0%	21.4%	30.8%	4.8%
55-59	17.5%	24.0%	20.0%	13.3%	7.1%	15.0%	22.7%	9.1%	6.7%	11.1%	28.6%	15.4%	23.8%
60-64	9.2%	8.0%	26.7%	6.7%	0.0%	5.0%	4.5%	4.5%	6.7%	0.0%	17.9%	0.0%	23.8%
65-69	4.4%	0.0%	0.0%	0.0%	21.4%	0.0%	0.0%	9.1%	0.0%	0.0%	7.1%	7.7%	9.5%
70-74	0.9%	4.0%	0.0%	0.0%	0.0%	0.0%	0.0%	0.0%	0.0%	0.0%	0.0%	7.7%	0.0%
>=75	3.9%	4.0%	6.7%	0.0%	0.0%	5.0%	0.0%	9.1%	0.0%	0.0%	0.0%	15.4%	9.5%
Total # of vehicles	228	25	15	15	14	20	22	22	15	18	28	13	21
Average speed	52.1	51.4	54.5	44.3	52.1	51.2	50.2	53.1	48.1	49.4	54.4	57.2	57.6
St. Dev.	9.7	11.7	10.1	10.5	9.6	8.1	5.8	12.1	5.9	5.6	6.9	13.4	9.5
85th percentile	61.0	60.2	60.9	55.7	67.1	55.5	55.9	64.7	52.0	53.5	62.0	74.2	66.0
Min	25.0	31.0	39.0	25.0	41.0	39.0	37.0	30.0	40.0	36.0	40.0	31.0	41.0
Max	82.0	82.0	79.0	63.0	68.0	75.0	61.0	80.0	61.0	58.0	66.0	78.0	78.0
Range	57.0	51.0	40.0	38.0	27.0	36.0	24.0	50.0	21.0	22.0	26.0	47.0	37.0

Vehicle Speed (+75 FT Vehicles)	Hour												
	Total	19:00-20:00	20:00-21:00	21:00-22:00	22:00-23:00	23:00-00:00	00:00-01:00	01:00-02:00	02:00-03:00	03:00-04:00	04:00-05:00	05:00-06:00	06:00-07:00
MPH													
< 10	0.0%	0.0%	0.0%	0.0%	0.0%	0.0%	0.0%	0.0%	0.0%	0.0%	0.0%	0.0%	0.0%
10-14	0.0%	0.0%	0.0%	0.0%	0.0%	0.0%	0.0%	0.0%	0.0%	0.0%	0.0%	0.0%	0.0%
15-19	0.0%	0.0%	0.0%	0.0%	0.0%	0.0%	0.0%	0.0%	0.0%	0.0%	0.0%	0.0%	0.0%
20-24	0.0%	0.0%	0.0%	0.0%	0.0%	0.0%	0.0%	0.0%	0.0%	0.0%	0.0%	0.0%	0.0%
25-29	0.0%	0.0%	0.0%	0.0%	0.0%	0.0%	0.0%	0.0%	0.0%	0.0%	0.0%	0.0%	0.0%
30-34	0.0%	0.0%	0.0%	0.0%	0.0%	0.0%	0.0%	0.0%	0.0%	0.0%	0.0%	0.0%	0.0%
35-39	3.0%	0.0%	5.3%	16.7%	0.0%	0.0%	5.0%	11.8%	0.0%	0.0%	0.0%	0.0%	0.0%
40-44	7.1%	0.0%	10.5%	0.0%	30.0%	20.0%	0.0%	0.0%	14.3%	7.7%	6.3%	4.0%	5.6%
45-49	10.1%	14.3%	5.3%	16.7%	10.0%	20.0%	0.0%	41.2%	0.0%	0.0%	6.3%	4.0%	0.0%
50-54	24.7%	33.3%	47.4%	16.7%	10.0%	25.0%	40.0%	11.8%	28.6%	15.4%	12.5%	16.0%	27.8%
55-59	21.7%	28.6%	10.5%	16.7%	10.0%	5.0%	30.0%	11.8%	28.6%	69.2%	6.3%	32.0%	16.7%
60-64	19.7%	9.5%	15.8%	16.7%	30.0%	20.0%	15.0%	11.8%	14.3%	7.7%	56.3%	16.0%	27.8%
65-69	10.1%	9.5%	0.0%	8.3%	10.0%	10.0%	10.0%	11.8%	14.3%	0.0%	6.3%	24.0%	11.1%
70-74	2.5%	4.8%	5.3%	0.0%	0.0%	0.0%	0.0%	0.0%	0.0%	0.0%	0.0%	4.0%	11.1%
>=75	1.0%	0.0%	0.0%	8.3%	0.0%	0.0%	0.0%	0.0%	0.0%	0.0%	6.3%	0.0%	0.0%
Total # of vehicles	198	21	19	12	10	20	20	17	7	13	16	25	18
Average speed	55.6	55.8	52.6	54.9	53.7	52.9	55.6	52.0	55.3	55.0	59.9	59.0	58.7
St. Dev.	8.1	6.9	8.6	11.0	10.2	7.9	6.5	9.3	6.8	4.3	8.4	6.9	7.7
85th percentile	63.0	63.0	60.3	63.4	63.0	61.3	60.3	62.6	60.6	58.2	63.8	66.4	66.4
Min	36.0	45.0	38.0	38.0	40.0	40.0	38.0	36.0	44.0	44.0	41.0	43.0	42.0
Max	79.0	70.0	74.0	76.0	67.0	66.0	68.0	69.0	66.0	61.0	79.0	71.0	71.0
Range	43.0	25.0	36.0	38.0	27.0	26.0	30.0	33.0	22.0	17.0	38.0	28.0	29.0

Day 9 1st WZ

Vehicle Speed (all vehicles)	Hour												
	Total	19:00-20:00	20:00-21:00	21:00-22:00	22:00-23:00	23:00-00:00	00:00-01:00	01:00-02:00	02:00-03:00	03:00-04:00	04:00-05:00	05:00-06:00	06:00-07:00
MPH													
< 10	0.0%	0.0%	0.0%	0.0%	0.0%	0.0%	0.0%	0.0%	0.0%	0.0%	0.0%	0.0%	0.0%
10-14	0.8%	1.2%	1.1%	1.0%	3.8%	0.0%	0.0%	1.3%	1.8%	0.0%	0.0%	0.0%	0.0%
15-19	1.0%	1.2%	0.6%	1.5%	8.7%	0.0%	0.0%	1.3%	0.0%	0.0%	0.0%	0.0%	0.0%
20-24	1.6%	1.8%	2.3%	5.6%	6.7%	0.0%	0.0%	0.0%	0.0%	0.0%	0.0%	0.0%	0.0%
25-29	3.2%	4.2%	5.7%	10.3%	9.6%	1.7%	0.0%	1.3%	0.0%	0.0%	0.0%	0.0%	0.4%
30-34	5.8%	9.6%	6.8%	14.4%	22.1%	3.4%	1.9%	2.5%	0.0%	1.5%	0.0%	0.5%	1.2%
35-39	10.6%	13.3%	18.8%	21.5%	21.2%	16.4%	8.7%	5.1%	7.0%	6.0%	6.1%	0.5%	1.2%
40-44	15.4%	17.5%	17.0%	13.8%	15.4%	28.4%	22.1%	20.3%	19.3%	28.4%	14.3%	9.1%	4.1%
45-49	20.8%	18.1%	23.3%	15.9%	6.7%	22.4%	32.7%	38.0%	26.3%	31.3%	29.6%	21.5%	11.1%
50-54	15.8%	13.3%	15.9%	8.7%	1.0%	13.8%	23.1%	19.0%	26.3%	17.9%	23.5%	22.6%	14.8%
55-59	12.2%	8.4%	6.3%	4.6%	1.9%	11.2%	5.8%	7.6%	10.5%	13.4%	19.4%	22.0%	23.9%
60-64	5.8%	1.8%	0.0%	2.6%	1.9%	1.7%	3.8%	3.8%	5.3%	1.5%	4.1%	12.4%	17.7%
65-69	3.1%	4.2%	0.6%	0.0%	1.0%	0.9%	0.0%	0.0%	3.5%	0.0%	0.0%	6.5%	10.7%
70-74	2.1%	4.2%	1.7%	0.0%	0.0%	0.0%	1.9%	0.0%	0.0%	0.0%	2.0%	3.2%	5.8%
>=75	1.8%	1.2%	0.0%	0.0%	0.0%	0.0%	0.0%	0.0%	0.0%	0.0%	1.0%	1.6%	9.1%
Total # of vehicles	1591	166	176	195	104	116	104	79	57	67	98	186	243
Average speed	47.3	45.3	42.9	39.1	34.1	45.3	47.7	46.4	48.5	47.3	50.2	54.2	58.7
St. Dev.	11.8	12.6	10.1	10.4	11.2	7.3	7.1	8.1	8.5	6.1	7.2	8.2	10.6
85th percentile	58.0	56.3	52.0	50.0	44.0	54.0	53.0	53.0	55.0	54.1	56.0	63.0	69.0
Min	10.0	12.0	12.0	12.0	10.0	26.0	33.0	14.0	12.0	34.0	35.0	34.0	29.0
Max	90.0	78.0	72.0	63.0	69.0	65.0	73.0	62.0	66.0	63.0	76.0	84.0	90.0
Range	80.0	66.0	60.0	51.0	59.0	39.0	40.0	48.0	54.0	29.0	41.0	50.0	61.0

Vehicle Speed (0-25 FT Vehicles)	Hour												
	Total	19:00-20:00	20:00-21:00	21:00-22:00	22:00-23:00	23:00-00:00	00:00-01:00	01:00-02:00	02:00-03:00	03:00-04:00	04:00-05:00	05:00-06:00	06:00-07:00
MPH													
< 10	0.0%	0.0%	0.0%	0.0%	0.0%	0.0%	0.0%	0.0%	0.0%	0.0%	0.0%	0.0%	0.0%
10-14	1.0%	1.7%	1.6%	0.8%	6.9%	0.0%	0.0%	0.0%	0.0%	0.0%	0.0%	0.0%	0.0%
15-19	1.4%	1.7%	0.8%	2.3%	10.3%	0.0%	0.0%	0.0%	0.0%	0.0%	0.0%	0.0%	0.0%
20-24	1.5%	2.6%	3.2%	3.1%	3.4%	0.0%	0.0%	0.0%	0.0%	0.0%	0.0%	0.0%	0.0%
25-29	4.0%	5.2%	4.8%	14.0%	13.4%	2.0%	0.0%	3.7%	0.0%	0.0%	0.0%	0.0%	0.6%
30-34	6.3%	9.6%	5.6%	14.0%	24.1%	0.0%	3.0%	0.0%	0.0%	0.0%	0.0%	0.9%	1.9%
35-39	9.8%	13.0%	16.8%	19.4%	22.4%	8.0%	12.1%	0.0%	4.5%	4.8%	0.0%	0.9%	0.6%
40-44	12.9%	18.3%	16.8%	15.5%	13.8%	28.0%	9.1%	22.2%	9.1%	23.8%	6.1%	13.7%	4.4%
45-49	15.7%	13.9%	26.4%	10.9%	8.6%	20.0%	15.2%	29.6%	27.3%	23.8%	21.2%	15.0%	8.2%
50-54	16.9%	12.2%	17.6%	10.9%	1.7%	16.0%	36.4%	33.3%	40.9%	14.3%	24.2%	22.4%	15.2%
55-59	14.5%	10.4%	5.6%	6.2%	1.7%	22.0%	9.1%	7.4%	4.5%	28.6%	33.3%	24.3%	24.7%
60-64	6.8%	1.7%	0.0%	3.1%	1.7%	2.0%	9.1%	3.7%	9.1%	4.8%	9.1%	15.9%	15.8%
65-69	4.2%	4.3%	0.0%	0.0%	1.7%	2.0%	0.0%	0.0%	4.5%	0.0%	0.0%	8.4%	12.7%
70-74	3.0%	4.3%	0.8%	0.0%	0.0%	0.0%	6.1%	0.0%	0.0%	0.0%	3.0%	5.6%	7.0%
>=75	2.2%	0.9%	0.0%	0.0%	0.0%	0.0%	0.0%	0.0%	0.0%	0.0%	3.0%	2.8%	8.9%
Total # of vehicles	878	115	125	129	58	50	33	27	22	21	33	107	158
Average speed	48.1	44.8	42.6	39.4	34.3	48.0	50.7	48.4	50.9	50.1	54.2	56	59
St. Dev.	12.9	13.3	10.0	10.7	12.3	7.5	9.5	6.2	6.7	7.2	7.0	9	11
85th percentile	60.0	56.9	51.4	51.8	44.5	56.0	58.6	53.1	54.9	57.0	59.4	66	70
Min	10.0	12.0	12.0	12.0	10.0	28.0	34.0	29.0	39.0	39.0	43.0	34.0	29.0
Max	89.0	78.0	71.0	63.0	69.0	65.0	73.0	60.0	66.0	63.0	76.0	84.0	89.0
Range	79.0	66.0	59.0	51.0	59.0	37.0	39.0	31.0	27.0	24.0	33.0	50.0	60.0

Vehicle Speed (25-50 FT Vehicles)	Hour												
	Total	19:00-20:00	20:00-21:00	21:00-22:00	22:00-23:00	23:00-00:00	00:00-01:00	01:00-02:00	02:00-03:00	03:00-04:00	04:00-05:00	05:00-06:00	06:00-07:00
MPH													
< 10	0.0%	0.0%	0.0%	0.0%	0.0%	0.0%	0.0%	0.0%	0.0%	0.0%	0.0%	0.0%	0.0%
10-14	0.9%	0.0%	0.0%	3.1%	0.0%	0.0%	0.0%	5.3%	7.1%	0.0%	0.0%	0.0%	0.0%
15-19	0.9%	0.0%	0.0%	0.0%	11.8%	0.0%	0.0%	5.3%	0.0%	0.0%	0.0%	0.0%	0.0%
20-24	0.9%	0.0%	0.0%	9.4%	0.0%	0.0%	0.0%	0.0%	0.0%	0.0%	0.0%	0.0%	0.0%
25-29	1.3%	0.0%	3.1%	3.1%	11.8%	0.0%	0.0%	0.0%	0.0%	0.0%	0.0%	0.0%	0.0%
30-34	4.4%	9.1%	12.5%	6.3%	17.6%	4.2%	4.8%	0.0%	0.0%	0.0%	0.0%	0.0%	0.0%
35-39	9.7%	9.1%	25.0%	18.8%	17.6%	8.3%	4.8%	10.5%	14.3%	0.0%	10.3%	0.0%	2.6%
40-44	16.9%	21.2%	9.4%	6.3%	29.4%	33.3%	19.0%	26.3%	14.3%	26.3%	13.8%	17.1%	5.3%
45-49	30.7%	30.3%	12.5%	37.5%	11.8%	33.3%	57.1%	31.6%	50.0%	36.8%	31.0%	36.6%	15.8%
50-54	15.4%	12.1%	15.6%	9.4%	0.0%	16.7%	9.5%	15.8%	7.1%	26.3%	34.5%	19.5%	10.5%
55-59	10.3%	6.1%	12.5%	3.1%	0.0%	0.0%	4.8%	0.0%	7.1%	10.5%	10.3%	19.5%	28.9%
60-64	3.1%	3.0%	0.0%	3.1%	0.0%	4.2%	0.0%	5.3%	0.0%	0.0%	0.0%	2.4%	13.2%
65-69	1.6%	0.0%	3.1%	0.0%	0.0%	0.0%	0.0%	0.0%	0.0%	0.0%	0.0%	4.9%	5.3%
70-74	1.9%	6.1%	6.3%	0.0%	0.0%	0.0%	0.0%	0.0%	0.0%	0.0%	0.0%	0.0%	5.3%
>=75	1.9%	3.0%	0.0%	0.0%	0.0%	0.0%	0.0%	0.0%	0.0%	0.0%	0.0%	0.0%	13.2%
Total # of vehicles	319	33	32	32	17	24	21	19	14	19	29	41	38
Average speed	47.1	47.5	45.8	40.9	35.2	45.6	46.1	42.9	43.9	47.6	48.2	50.6	58.4
St. Dev.	10.6	11.0	11.3	11.6	9.4	6.0	4.9	11.5	10.4	4.6	5.6	6.4	11.4
85th percentile	56.0	55.4	56.0	50.1	44.0	51.0	49.0	51.3	49.3	51.3	53.8	56.0	73.5
Min	12.0	31.0	29.0	13.0	15.0	34.0	33.0	14.0	12.0	40.0	35.0	41.0	39.0
Max	84.0	76.0	72.0	63.0	46.0	63.0	56.0	62.0	55.0	57.0	58.0	69.0	84.0
Range	72.0	45.0	43.0	50.0	31.0	29.0	23.0	48.0	43.0	17.0	23.0	28.0	45.0

Vehicle Speed (50-75 FT Vehicles)	Hour												
	Total	19:00-20:00	20:00-21:00	21:00-22:00	22:00-23:00	23:00-00:00	00:00-01:00	01:00-02:00	02:00-03:00	03:00-04:00	04:00-05:00	05:00-06:00	06:00-07:00
MPH													
< 10	0.0%	0.0%	0.0%	0.0%	0.0%	0.0%	0.0%	0.0%	0.0%	0.0%	0.0%	0.0%	0.0%
10-14	0.0%	0.0%	0.0%	0.0%	0.0%	0.0%	0.0%	0.0%	0.0%	0.0%	0.0%	0.0%	0.0%
15-19	0.0%	0.0%	0.0%	0.0%	0.0%	0.0%	0.0%	0.0%	0.0%	0.0%	0.0%	0.0%	0.0%
20-24	3.9%	0.0%	0.0%	17.4%	35.7%	0.0%	0.0%	0.0%	0.0%	0.0%	0.0%	0.0%	0.0%
25-29	3.9%	7.1%	25.0%	4.3%	28.6%	5.0%	0.0%	0.0%	0.0%	0.0%	0.0%	0.0%	0.0%
30-34	7.3%	14.3%	12.5%	26.1%	21.4%	15.0%	0.0%	5.6%	0.0%	5.0%	0.0%	0.0%	0.0%
35-39	11.6%	28.6%	12.5%	30.4%	7.1%	25.0%	7.4%	5.6%	6.7%	10.0%	8.3%	0.0%	3.0%
40-44	18.0%	7.1%	25.0%	4.3%	0.0%	20.0%	29.6%	16.7%	46.7%	35.0%	29.2%	11.8%	0.0%
45-49	29.2%	14.3%	25.0%	17.4%	0.0%	25.0%	44.4%	66.7%	13.3%	30.0%	41.7%	35.3%	21.2%
50-54	12.0%	21.4%	0.0%	0.0%	0.0%	5.0%	18.5%	0.0%	6.7%	15.0%	15.7%	23.5%	21.2%
55-59	6.4%	0.0%	0.0%	0.0%	7.1%	5.0%	0.0%	0.0%	20.0%	5.0%	4.2%	11.8%	18.2%
60-64	3.9%	0.0%	0.0%	0.0%	0.0%	0.0%	0.0%	5.6%	0.0%	0.0%	0.0%	11.8%	18.2%
65-69	2.6%	7.1%	0.0%	0.0%	0.0%	0.0%	0.0%	0.0%	6.7%	0.0%	0.0%	5.9%	9.1%
70-74	0.4%	0.0%	0.0%	0.0%	0.0%	0.0%	0.0%	0.0%	0.0%	0.0%	0.0%	0.0%	3.0%
>=75	0.9%	0.0%	0.0%	0.0%	0.0%	0.0%	0.0%	0.0%	0.0%	0.0%	0.0%	0.0%	6.1%
Total # of vehicles	233	14	8	23	14	20	27	18	15	20	24	17	33
Average speed	44.9	42.9	37.8	34.8	29.4	40.9	45.7	45.4	47.0	45.2	46.0	51.9	57.4
St. Dev.	10.5	10.8	8.5	7.7	9.5	7.2	4.3	6.1	7.9	5.6	4.8	7.0	10.7
85th percentile	54.0	51.1	47.7	44.7	33.3	47.3	50.1	49.0	55.0	50.5	50.6	60.8	65.6
Min	21.0	26.0	27.0	21.0	21.0	26.0	37.0	34.0	37.0	34.0	37.0	40.0	37.0
Max	90.0	68.0	49.0	48.0	58.0	55.0	53.0	62.0	66.0	55.0	58.0	65.0	90.0
Range	69.0	42.0	22.0	27.0	37.0	29.0	16.0	28.0	29.0	21.0	21.0	25.0	53.0

Vehicle Speed (+75 FT Vehicles)	Hour												
	Total	19:00-20:00	20:00-21:00	21:00-22:00	22:00-23:00	23:00-00:00	00:00-01:00	01:00-02:00	02:00-03:00	03:00-04:00	04:00-05:00	05:00-06:00	06:00-07:00
MPH													
< 10	0.0%	0.0%	0.0%	0.0%	0.0%	0.0%	0.0%	0.0%	0.0%	0.0%	0.0%	0.0%	0.0%
10-14	0.0%	0.0%	0.0%	0.0%	0.0%	0.0%	0.0%	0.0%	0.0%	0.0%	0.0%	0.0%	0.0%
15-19	0.6%	0.0%	0.0%	0.0%	6.7%	0.0%	0.0%	0.0%	0.0%	0.0%	0.0%	0.0%	0.0%
20-24	0.0%	0.0%	0.0%	0.0%	0.0%	0.0%	0.0%	0.0%	0.0%	0.0%	0.0%	0.0%	0.0%
25-29	1.9%	0.0%	9.1%	0.0%	13.3%	0.0%	0.0%	0.0%	0.0%	0.0%	0.0%	0.0%	0.0%
30-34	3.7%	0.0%	0.0%	18.2%	20.0%	0.0%	0.0%	6.7%	0.0%	0.0%	0.0%	0.0%	0.0%
35-39	15.5%	0.0%	27.3%	36.4%	33.3%	36.4%	8.7%	6.7%	0.0%	14.3%	8.3%	0.0%	0.0%
40-44	22.4%	0.0%	36.4%	36.4%	20.0%	31.8%	34.8%	13.3%	0.0%	28.6%	8.3%	19.0%	7.1%
45-49	16.8%	50.0%	18.2%	9.1%	0.0%	13.6%	21.7%	26.7%	0.0%	42.9%	25.0%	14.3%	7.1%
50-54	16.1%	25.0%	9.1%	0.0%	0.0%	13.6%	21.7%	20.0%	66.7%	14.3%	8.3%	28.6%	7.1%
55-59	11.8%	0.0%	0.0%	0.0%	0.0%	4.5%	8.7%	26.7%	16.7%	0.0%	33.3%	23.8%	14.3%
60-64	8.7%	0.0%	0.0%	0.0%	6.7%	0.0%	4.3%	0.0%	16.7%	0.0%	8.3%	14.3%	50.0%
65-69	1.2%	25.0%	0.0%	0.0%	0.0%	0.0%	0.0%	0.0%	0.0%	0.0%	0.0%	0.0%	7.1%
70-74	0.6%	0.0%	0.0%	0.0%	0.0%	0.0%	0.0%	0.0%	0.0%	0.0%	8.3%	0.0%	0.0%
>=75	0.6%	0.0%	0.0%	0.0%	0.0%	0.0%	0.0%	0.0%	0.0%	0.0%	0.0%	0.0%	7.1%
Total # of vehicles	161	4	11	11	15	22	23	15	6	7	12	21	14
Average speed	47.1	51.5	40.9	39.2	36.3	43.0	47.2	48.3	54.5	44.0	52.3	52.0	60.2
St. Dev.	9.3	9.3	6.5	4.0	9.3	5.8	6.0	7.4	5.0	4.4	8.8	6.6	7.7
85th percentile	56.0	58.3	47.0	42.0	40.0	49.7	52.0	55.9	57.3	48.2	57.8	58.0	64.1
Min	16.0	45.0	26.0	33.0	16.0	35.0	36.0	33.0	50.0	37.0	37.0	41.0	44.0
Max	76.0	65.0	51.0	47.0	60.0	56.0	60.0	58.0	64.0	50.0	71.0	63.0	76.0
Range	60.0	20.0	25.0	14.0	44.0	21.0	24.0	25.0	14.0	13.0	34.0	22.0	32.0

Day 9 2nd WZ

Vehicle Speed (all vehicles)	Hour												
	Total	19:00-20:00	20:00-21:00	21:00-22:00	22:00-23:00	23:00-00:00	00:00-01:00	01:00-02:00	02:00-03:00	03:00-04:00	04:00-05:00	05:00-06:00	06:00-07:00
MPH													
< 10	0.1%	0.0%	0.0%	0.0%	0.0%	1.2%	0.0%	0.0%	0.0%	0.0%	0.0%	0.0%	0.0%
10-14	0.9%	0.0%	0.0%	0.6%	1.0%	2.4%	1.0%	14.7%	0.0%	0.0%	0.0%	0.0%	0.0%
15-19	1.3%	0.0%	0.0%	1.2%	2.1%	7.1%	1.0%	13.2%	1.7%	0.0%	0.0%	0.0%	0.0%
20-24	2.0%	0.8%	0.0%	0.0%	7.2%	5.9%	4.1%	16.2%	3.4%	0.0%	1.0%	0.0%	0.4%
25-29	3.1%	0.4%	1.3%	0.6%	12.4%	11.8%	14.3%	11.8%	3.4%	1.6%	0.0%	0.0%	0.0%
30-34	5.9%	2.4%	1.7%	4.6%	21.6%	18.8%	18.4%	25.0%	6.8%	1.6%	0.0%	1.8%	0.0%
35-39	9.6%	7.1%	7.5%	10.4%	19.6%	16.5%	28.6%	8.8%	32.2%	9.4%	4.1%	5.9%	0.0%
40-44	12.2%	13.9%	11.7%	13.9%	19.6%	18.8%	16.3%	4.4%	27.1%	23.4%	11.3%	4.7%	4.8%
45-49	19.7%	25.4%	23.8%	30.1%	8.2%	10.6%	6.1%	1.5%	13.6%	34.4%	35.1%	24.1%	10.3%
50-54	18.1%	21.0%	22.1%	22.5%	5.2%	3.5%	4.1%	1.5%	10.2%	12.5%	29.9%	28.2%	20.2%
55-59	13.3%	13.5%	18.3%	9.2%	1.0%	2.4%	5.1%	1.5%	1.7%	7.8%	9.3%	15.9%	28.7%
60-64	6.7%	7.1%	7.5%	2.3%	0.0%	0.0%	1.0%	1.5%	0.0%	3.1%	5.2%	10.0%	17.3%
65-69	3.9%	4.4%	3.8%	2.9%	0.0%	1.2%	0.0%	0.0%	0.0%	4.7%	4.1%	5.9%	8.1%
70-74	1.9%	1.6%	1.3%	0.6%	1.0%	0.0%	0.0%	0.0%	0.0%	0.0%	0.0%	0.6%	8.1%
>=75	1.4%	2.4%	1.3%	1.2%	1.0%	0.0%	0.0%	0.0%	0.0%	1.6%	0.0%	2.9%	2.2%
Total # of vehicles	1675	252	240	173	97	85	98	68	59	64	97	170	272
Average speed	47.7	50.5	50.7	47.6	36.4	34.8	36.8	27.4	39.9	47.5	49.9	52.5	57.5
St. Dev.	12.1	9.7	8.9	9.5	10.5	10.8	9.2	11.2	7.6	8.5	7.0	8.9	8.3
85th percentile	59.0	60.0	59.0	55.0	45.0	45.0	45.5	36.0	48.0	55.6	55.6	60.0	66.0
Min	9.0	21.0	26.0	12.0	14.0	9.0	12.0	10.0	18.0	27.0	21.0	30.0	20.0
Max	85.0	82.0	82.0	83.0	76.0	65.0	60.0	64.0	56.0	75.0	68.0	83.0	85.0
Range	76.0	61.0	56.0	71.0	62.0	56.0	48.0	54.0	38.0	48.0	47.0	53.0	65.0

Vehicle Speed (0-25 FT Vehicles)	Hour												
	Total	19:00-20:00	20:00-21:00	21:00-22:00	22:00-23:00	23:00-00:00	00:00-01:00	01:00-02:00	02:00-03:00	03:00-04:00	04:00-05:00	05:00-06:00	06:00-07:00
MPH													
< 10	0.1%	0.0%	0.0%	0.0%	0.0%	2.3%	0.0%	0.0%	0.0%	0.0%	0.0%	0.0%	0.0%
10-14	1.1%	0.0%	0.0%	0.0%	0.0%	4.5%	0.0%	24.3%	0.0%	0.0%	0.0%	0.0%	0.0%
15-19	1.4%	0.0%	0.0%	0.8%	3.8%	11.4%	0.0%	16.2%	0.0%	0.0%	0.0%	0.0%	0.0%
20-24	2.1%	1.1%	0.0%	0.0%	9.6%	6.8%	2.3%	16.2%	11.8%	0.0%	2.9%	0.0%	0.5%
25-29	2.3%	0.6%	1.8%	0.0%	11.5%	6.8%	11.6%	10.8%	0.0%	4.3%	0.0%	0.0%	0.0%
30-34	5.6%	3.4%	1.8%	3.4%	23.1%	13.6%	23.3%	24.3%	5.9%	4.3%	0.0%	3.1%	0.0%
35-39	8.2%	8.4%	8.5%	5.9%	15.4%	13.6%	37.2%	2.7%	29.4%	8.7%	2.9%	6.1%	0.0%
40-44	11.3%	15.7%	9.8%	16.9%	19.2%	22.7%	11.6%	0.0%	29.4%	17.4%	5.9%	15.1%	3.8%
45-49	18.2%	24.2%	24.4%	27.1%	9.6%	11.4%	0.0%	2.7%	5.9%	21.7%	32.4%	18.4%	10.4%
50-54	17.5%	18.5%	23.2%	23.7%	3.8%	0.0%	7.0%	2.7%	17.6%	26.1%	29.4%	29.6%	11.0%
55-59	14.8%	12.4%	17.7%	12.7%	1.9%	4.5%	4.7%	0.0%	0.0%	8.7%	11.8%	17.3%	29.1%
60-64	8.4%	6.2%	7.9%	3.4%	0.0%	0.0%	2.3%	0.0%	0.0%	0.0%	5.9%	11.2%	22.5%
65-69	4.7%	5.6%	2.4%	3.4%	0.0%	2.3%	0.0%	0.0%	0.0%	8.7%	8.8%	4.1%	10.4%
70-74	2.6%	2.2%	1.8%	0.8%	0.0%	0.0%	0.0%	0.0%	0.0%	0.0%	0.0%	1.0%	9.3%
>=75	1.6%	1.7%	0.6%	1.7%	1.9%	0.0%	0.0%	0.0%	0.0%	0.0%	0.0%	4.1%	2.7%
Total # of vehicles	990	178	164	118	52	44	43	37	17	23	34	98	182
Average speed	48.7	49.9	50.4	49.3	35.8	34.1	37.6	23.7	39.3	47.7	51.4	53	59
St. Dev.	12.6	10.1	8.8	9.1	10.8	12.6	8.6	10.2	8.8	9.3	8.8	10	9
85th percentile	60.0	60.0	58.6	56.0	45.0	45.0	44.0	33.0	49.4	55.4	59.1	60	67
Min	9.0	21.0	26.0	15.0	16.0	9.0	24.0	10.0	20.0	27.0	21.0	30.0	20.0
Max	85.0	81.0	81.0	83.0	76.0	65.0	60.0	51.0	51.0	66.0	68.0	83.0	85.0
Range	76.0	60.0	55.0	68.0	60.0	56.0	36.0	41.0	31.0	39.0	47.0	53.0	65.0

		Hour											
Vehicle Speed (25-50 FT Vehicles)	Total	19:00-20:00	20:00-21:00	21:00-22:00	22:00-23:00	23:00-00:00	00:00-01:00	01:00-02:00	02:00-03:00	03:00-04:00	04:00-05:00	05:00-06:00	06:00-07:00
		MPH											
< 10	0.0%	0.0%	0.0%	0.0%	0.0%	0.0%	0.0%	0.0%	0.0%	0.0%	0.0%	0.0%	0.0%
10-14	1.3%	0.0%	0.0%	3.7%	5.6%	0.0%	4.8%	11.1%	0.0%	0.0%	0.0%	0.0%	0.0%
15-19	0.9%	0.0%	0.0%	3.7%	0.0%	0.0%	0.0%	11.1%	17.1%	0.0%	0.0%	0.0%	0.0%
20-24	2.2%	0.0%	0.0%	0.0%	0.0%	7.7%	14.3%	33.3%	0.0%	0.0%	0.0%	0.0%	0.0%
25-29	1.9%	0.0%	0.0%	0.0%	0.0%	15.4%	14.3%	11.1%	0.0%	0.0%	0.0%	0.0%	0.0%
30-34	3.1%	0.0%	2.4%	3.7%	16.7%	15.4%	9.5%	11.1%	0.0%	0.0%	0.0%	0.0%	0.0%
35-39	10.1%	0.0%	9.5%	14.8%	22.2%	30.8%	19.0%	11.1%	42.9%	12.5%	0.0%	8.1%	0.0%
40-44	10.7%	7.1%	11.9%	11.1%	27.8%	15.4%	19.0%	0.0%	28.6%	12.5%	11.1%	15.4%	1.9%
45-49	24.8%	31.0%	19.0%	40.7%	11.1%	7.7%	14.3%	0.0%	14.3%	62.5%	37.0%	37.8%	9.6%
50-54	20.8%	35.7%	19.0%	18.5%	16.7%	7.7%	0.0%	0.0%	0.0%	0.0%	37.0%	16.2%	34.6%
55-59	13.5%	16.7%	19.0%	0.0%	0.0%	0.0%	4.8%	11.1%	17.1%	0.0%	7.4%	13.5%	34.6%
60-64	3.8%	7.1%	4.8%	0.0%	0.0%	0.0%	0.0%	0.0%	0.0%	0.0%	7.4%	15.4%	5.8%
65-69	4.1%	0.0%	11.9%	3.7%	0.0%	0.0%	0.0%	0.0%	0.0%	6.3%	0.0%	10.8%	3.8%
70-74	1.3%	0.0%	0.0%	0.0%	0.0%	0.0%	0.0%	0.0%	0.0%	0.0%	0.0%	0.0%	7.7%
>=75	1.6%	2.4%	2.4%	0.0%	0.0%	0.0%	0.0%	0.0%	0.0%	6.3%	0.0%	2.7%	1.9%
Total # of vehicles	318	42	42	27	18	13	21	9	14	16	27	37	52
Average speed	48.0	52.3	51.7	43.8	40.4	37.0	34.5	28.4	39.6	47.9	50.3	51.9	56.3
St. Dev.	11.3	6.5	9.7	11.0	9.7	7.8	10.9	13.4	8.5	9.5	5.2	9.1	7.1
85th percentile	58.0	58.0	63.4	51.1	50.3	44.2	45.0	38.0	46.2	49.0	54.2	61.6	61.4
Min	12.0	40.0	33.0	12.0	14.0	24.0	12.0	14.0	18.0	37.0	42.0	35.0	42.0
Max	77.0	75.0	77.0	69.0	54.0	52.0	56.0	58.0	56.0	75.0	63.0	77.0	77.0
Range	65.0	35.0	44.0	57.0	40.0	28.0	44.0	44.0	38.0	38.0	21.0	42.0	35.0

		Hour											
Vehicle Speed (50-75 FT Vehicles)	Total	19:00-20:00	20:00-21:00	21:00-22:00	22:00-23:00	23:00-00:00	00:00-01:00	01:00-02:00	02:00-03:00	03:00-04:00	04:00-05:00	05:00-06:00	06:00-07:00
		MPH											
< 10	0.0%	0.0%	0.0%	0.0%	0.0%	0.0%	0.0%	0.0%	0.0%	0.0%	0.0%	0.0%	0.0%
10-14	0.0%	0.0%	0.0%	0.0%	0.0%	0.0%	0.0%	0.0%	0.0%	0.0%	0.0%	0.0%	0.0%
15-19	1.7%	0.0%	0.0%	0.0%	0.0%	5.9%	6.7%	15.4%	0.0%	0.0%	0.0%	0.0%	0.0%
20-24	2.2%	0.0%	0.0%	0.0%	14.3%	5.9%	0.0%	15.4%	0.0%	0.0%	0.0%	0.0%	0.0%
25-29	8.3%	0.0%	0.0%	5.0%	28.6%	29.4%	40.0%	15.4%	6.7%	0.0%	0.0%	0.0%	0.0%
30-34	9.6%	0.0%	0.0%	15.0%	28.6%	35.3%	20.0%	30.8%	13.3%	0.0%	0.0%	0.0%	0.0%
35-39	8.7%	4.5%	0.0%	20.0%	7.1%	5.9%	13.3%	15.4%	33.3%	11.1%	3.7%	5.0%	0.0%
40-44	15.7%	18.2%	23.8%	5.0%	14.3%	5.9%	6.7%	7.7%	26.7%	44.4%	18.5%	5.0%	11.1%
45-49	21.8%	27.3%	33.3%	30.0%	0.0%	5.9%	6.7%	0.0%	13.3%	33.3%	40.7%	35.0%	11.1%
50-54	19.7%	18.2%	23.8%	20.0%	0.0%	5.9%	6.7%	0.0%	6.7%	5.6%	25.9%	35.0%	51.9%
55-59	7.0%	18.2%	19.0%	5.0%	0.0%	0.0%	0.0%	0.0%	0.0%	5.6%	7.4%	0.0%	14.8%
60-64	3.9%	9.1%	0.0%	0.0%	0.0%	0.0%	0.0%	0.0%	0.0%	0.0%	3.7%	20.0%	7.4%
65-69	0.4%	0.0%	0.0%	0.0%	0.0%	0.0%	0.0%	0.0%	0.0%	0.0%	0.0%	0.0%	3.7%
70-74	0.4%	0.0%	0.0%	0.0%	7.1%	0.0%	0.0%	0.0%	0.0%	0.0%	0.0%	0.0%	0.0%
>=75	0.4%	4.5%	0.0%	0.0%	0.0%	0.0%	0.0%	0.0%	0.0%	0.0%	0.0%	0.0%	0.0%
Total # of vehicles	229	22	21	20	14	17	15	13	15	18	27	20	27
Average speed	43.7	50.7	48.9	43.7	33.2	31.8	32.5	29.5	39.3	44.4	48.1	51.1	52.3
St. Dev.	10.7	9.3	5.2	8.4	13.0	8.8	8.7	6.9	5.8	5.3	5.1	6.5	5.6
85th percentile	53.0	56.0	55.0	52.0	40.2	40.4	39.6	36.2	44.9	48.5	53.1	60.0	56.1
Min	18.0	37.0	42.0	29.0	20.0	18.0	19.0	18.0	29.0	36.0	38.0	38.0	42.0
Max	80.0	80.0	59.0	58.0	72.0	50.0	53.0	40.0	50.0	57.0	60.0	63.0	66.0
Range	62.0	43.0	17.0	29.0	52.0	32.0	34.0	22.0	21.0	21.0	22.0	25.0	24.0

Vehicle Speed (+75 FT Vehicles)	Hour												
	Total	19:00-20:00	20:00-21:00	21:00-22:00	22:00-23:00	23:00-00:00	00:00-01:00	01:00-02:00	02:00-03:00	03:00-04:00	04:00-05:00	05:00-06:00	06:00-07:00
MPH													
< 10	0.0%	0.0%	0.0%	0.0%	0.0%	0.0%	0.0%	0.0%	0.0%	0.0%	0.0%	0.0%	0.0%
10-14	0.0%	0.0%	0.0%	0.0%	0.0%	0.0%	0.0%	0.0%	0.0%	0.0%	0.0%	0.0%	0.0%
15-19	0.0%	0.0%	0.0%	0.0%	0.0%	0.0%	0.0%	0.0%	0.0%	0.0%	0.0%	0.0%	0.0%
20-24	0.0%	0.0%	0.0%	0.0%	0.0%	0.0%	0.0%	0.0%	0.0%	0.0%	0.0%	0.0%	0.0%
25-29	2.9%	0.0%	0.0%	0.0%	15.4%	0.0%	0.0%	11.1%	7.7%	0.0%	0.0%	0.0%	0.0%
30-34	8.0%	0.0%	0.0%	0.0%	15.4%	18.2%	15.8%	33.3%	7.7%	0.0%	0.0%	0.0%	0.0%
35-39	19.6%	20.0%	0.0%	37.5%	46.2%	27.3%	31.6%	22.2%	23.1%	0.0%	22.2%	0.0%	0.0%
40-44	15.9%	0.0%	15.4%	0.0%	15.4%	27.3%	31.6%	22.2%	23.1%	14.3%	11.1%	0.0%	18.2%
45-49	15.2%	20.0%	15.4%	37.5%	7.7%	18.2%	10.5%	0.0%	23.1%	14.3%	22.2%	13.3%	9.1%
50-54	14.5%	10.0%	15.4%	25.0%	0.0%	9.1%	0.0%	0.0%	15.4%	14.3%	22.2%	40.0%	27.3%
55-59	12.3%	10.0%	23.1%	0.0%	0.0%	0.0%	10.5%	0.0%	0.0%	28.6%	11.1%	33.3%	27.3%
60-64	6.5%	20.0%	23.1%	0.0%	0.0%	0.0%	0.0%	11.1%	0.0%	28.6%	0.0%	0.0%	9.1%
65-69	2.9%	10.0%	0.0%	0.0%	0.0%	0.0%	0.0%	0.0%	0.0%	0.0%	11.1%	13.3%	0.0%
70-74	0.7%	0.0%	0.0%	0.0%	0.0%	0.0%	0.0%	0.0%	0.0%	0.0%	0.0%	0.0%	9.1%
>=75	1.4%	10.0%	7.7%	0.0%	0.0%	0.0%	0.0%	0.0%	0.0%	0.0%	0.0%	0.0%	0.0%
Total # of vehicles	138	10	13	8	13	11	19	9	13	7	9	15	11
Average speed	46.7	54.1	55.5	45.5	36.2	39.9	40.9	38.3	41.8	54.1	48.6	55.1	54.1
St. Dev.	10.9	14.1	10.7	6.9	5.8	6.6	7.6	10.7	7.4	7.6	8.7	5.8	8.1
85th percentile	59.0	64.0	61.4	52.8	40.6	46.5	48.3	41.6	48.8	62.2	55.2	59.0	58.5
Min	26.0	36.0	42.0	35.0	26.0	31.0	31.0	27.0	27.0	43.0	38.0	46.0	42.0
Max	82.0	82.0	82.0	53.0	46.0	52.0	59.0	64.0	53.0	64.0	65.0	66.0	72.0
Range	56.0	46.0	40.0	18.0	20.0	21.0	28.0	37.0	26.0	21.0	27.0	20.0	30.0

Day 10 Reference

Vehicle Speed (all vehicles)	Hour												
	Total	19:00-20:00	20:00-21:00	21:00-22:00	22:00-23:00	23:00-00:00	00:00-01:00	01:00-02:00	02:00-03:00	03:00-04:00	04:00-05:00	05:00-06:00	06:00-07:00
MPH													
< 10	0.0%	0.0%	0.0%	0.0%	0.0%	0.0%	0.0%	0.0%	0.0%	0.0%	0.0%	0.0%	0.0%
10-14	0.0%	0.0%	0.0%	0.0%	0.0%	0.0%	0.0%	0.0%	0.0%	0.0%	0.0%	0.0%	0.0%
15-19	0.1%	0.0%	0.0%	0.0%	0.0%	0.0%	0.0%	0.0%	0.0%	0.0%	0.0%	0.0%	9.1%
20-24	0.0%	0.0%	0.0%	0.0%	0.0%	0.0%	0.0%	0.0%	0.0%	0.0%	0.0%	0.0%	0.0%
25-29	0.0%	0.0%	0.0%	0.0%	0.0%	0.0%	0.0%	0.0%	0.0%	0.0%	0.0%	0.0%	0.0%
30-34	0.2%	0.0%	0.4%	0.0%	0.0%	0.0%	0.0%	0.0%	0.0%	0.0%	0.0%	0.8%	0.0%
35-39	0.3%	0.8%	0.0%	0.6%	0.0%	0.0%	0.0%	0.0%	0.0%	0.0%	0.0%	0.0%	18.2%
40-44	2.0%	0.0%	1.3%	3.8%	2.1%	2.3%	2.9%	3.8%	1.5%	3.9%	1.3%	0.8%	0.0%
45-49	8.0%	6.9%	6.0%	9.4%	8.9%	9.1%	10.1%	6.3%	10.4%	5.2%	5.2%	9.1%	36.4%
50-54	20.7%	17.7%	16.2%	17.5%	17.8%	25.0%	24.6%	26.3%	23.9%	28.6%	28.6%	18.2%	36.4%
55-59	16.2%	16.2%	15.4%	18.1%	19.9%	26.1%	26.1%	28.8%	28.4%	24.7%	28.6%	21.2%	0.0%
60-64	18.5%	16.2%	21.8%	18.1%	21.2%	14.8%	17.4%	13.8%	22.4%	23.4%	15.6%	16.7%	0.0%
65-69	15.7%	25.4%	22.6%	13.8%	17.1%	10.2%	10.1%	13.8%	6.0%	9.1%	10.4%	15.2%	0.0%
70-74	9.8%	13.1%	12.4%	11.3%	8.9%	11.4%	4.3%	6.3%	4.5%	1.3%	7.8%	15.2%	0.0%
>=75	3.8%	3.8%	3.8%	7.5%	4.1%	1.1%	4.3%	1.3%	3.0%	3.9%	2.6%	3.0%	0.0%
Total # of vehicles	1271	130	234	160	146	88	69	80	67	77	77	132	11
Average speed	59.5	61.7	61.6	60.2	60.0	57.9	57.4	57.7	57.7	57.2	58.2	60.2	44.3
St. Dev.	8.7	8.7	8.4	9.8	8.6	7.8	8.0	7.6	7.8	7.3	7.3	9.0	10.7
85th percentile	69.0	70.0	70.0	70.2	69.0	66.0	65.0	66.2	64.0	63.6	66.0	70.4	51.0
Min	17.0	37.0	33.0	35.0	42.0	42.0	41.0	41.0	41.0	42.0	41.0	32.0	17.0
Max	92.0	92.0	86.0	88.0	91.0	75.0	77.0	82.0	91.0	80.0	76.0	89.0	53.0
Range	75.0	55.0	53.0	53.0	49.0	33.0	36.0	41.0	50.0	38.0	35.0	57.0	36.0

Vehicle Speed (0-25 FT Vehicles)	Hour												
	Total	19:00-20:00	20:00-21:00	21:00-22:00	22:00-23:00	23:00-00:00	00:00-01:00	01:00-02:00	02:00-03:00	03:00-04:00	04:00-05:00	05:00-06:00	06:00-07:00
MPH													
< 10	0.0%	0.0%	0.0%	0.0%	0.0%	0.0%	0.0%	0.0%	0.0%	0.0%	0.0%	0.0%	0.0%
10-14	0.0%	0.0%	0.0%	0.0%	0.0%	0.0%	0.0%	0.0%	0.0%	0.0%	0.0%	0.0%	0.0%
15-19	0.1%	0.0%	0.0%	0.0%	0.0%	0.0%	0.0%	0.0%	0.0%	0.0%	0.0%	0.0%	14.3%
20-24	0.0%	0.0%	0.0%	0.0%	0.0%	0.0%	0.0%	0.0%	0.0%	0.0%	0.0%	0.0%	0.0%
25-29	0.0%	0.0%	0.0%	0.0%	0.0%	0.0%	0.0%	0.0%	0.0%	0.0%	0.0%	0.0%	0.0%
30-34	0.3%	0.0%	0.6%	0.0%	0.0%	0.0%	0.0%	0.0%	0.0%	0.0%	0.0%	1.5%	0.0%
35-39	0.4%	0.0%	0.0%	1.0%	0.0%	0.0%	0.0%	0.0%	0.0%	0.0%	0.0%	0.0%	28.6%
40-44	1.4%	0.0%	0.6%	3.0%	0.0%	2.2%	5.4%	0.0%	4.2%	8.0%	0.0%	0.0%	0.0%
45-49	3.9%	3.2%	1.8%	5.9%	3.7%	6.5%	2.7%	0.0%	0.0%	4.0%	0.0%	7.4%	42.9%
50-54	9.0%	5.4%	6.5%	6.9%	12.3%	15.2%	16.2%	18.2%	12.5%	8.0%	19.2%	1.5%	14.3%
55-59	13.8%	14.0%	12.5%	12.9%	17.3%	15.2%	16.2%	15.2%	16.7%	12.0%	7.7%	14.7%	0.0%
60-64	22.8%	21.5%	24.4%	23.8%	19.8%	19.6%	27.0%	21.2%	33.3%	28.0%	19.2%	22.1%	0.0%
65-69	25.4%	33.3%	31.0%	17.8%	24.7%	17.4%	18.9%	27.3%	16.7%	24.0%	26.9%	26.5%	0.0%
70-74	16.4%	17.2%	17.3%	16.8%	14.8%	21.7%	8.1%	15.2%	12.5%	4.0%	19.2%	22.1%	0.0%
>=75	6.3%	5.4%	5.4%	11.9%	7.4%	2.2%	5.4%	3.0%	4.2%	12.0%	7.7%	14.4%	0.0%
Total # of vehicles	709	93	168	101	81	46	37	33	24	25	26	68	7
Average speed	63.3	64.8	64.6	63.5	63.6	61.5	60.3	62.8	61.7	61.4	63.8	64	41
St. Dev.	8.7	7.6	7.5	10.0	8.5	8.4	8.6	7.6	7.6	9.6	7.9	9	12
85th percentile	71.0	71.0	71.0	73.0	71.0	72.0	68.6	70.0	69.1	69.2	72.5	71	49
Min	17.0	45.0	33.0	35.0	45.0	42.0	41.0	50.0	41.0	42.0	52.0	32.0	17.0
Max	92.0	92.0	86.0	88.0	91.0	75.0	77.0	82.0	75.0	80.0	76.0	84.0	53.0
Range	75.0	47.0	53.0	53.0	46.0	33.0	36.0	32.0	34.0	38.0	24.0	52.0	36.0

Vehicle Speed (25-50 FT Vehicles)	Hour												
	Total	19:00-20:00	20:00-21:00	21:00-22:00	22:00-23:00	23:00-00:00	00:00-01:00	01:00-02:00	02:00-03:00	03:00-04:00	04:00-05:00	05:00-06:00	06:00-07:00
MPH													
< 10	0.0%	0.0%	0.0%	0.0%	0.0%	0.0%	0.0%	0.0%	0.0%	0.0%	0.0%	0.0%	0.0%
10-14	0.0%	0.0%	0.0%	0.0%	0.0%	0.0%	0.0%	0.0%	0.0%	0.0%	0.0%	0.0%	0.0%
15-19	0.0%	0.0%	0.0%	0.0%	0.0%	0.0%	0.0%	0.0%	0.0%	0.0%	0.0%	0.0%	0.0%
20-24	0.0%	0.0%	0.0%	0.0%	0.0%	0.0%	0.0%	0.0%	0.0%	0.0%	0.0%	0.0%	0.0%
25-29	0.0%	0.0%	0.0%	0.0%	0.0%	0.0%	0.0%	0.0%	0.0%	0.0%	0.0%	0.0%	0.0%
30-34	0.0%	0.0%	0.0%	0.0%	0.0%	0.0%	0.0%	0.0%	0.0%	0.0%	0.0%	0.0%	0.0%
35-39	0.3%	3.6%	0.0%	0.0%	0.0%	0.0%	0.0%	0.0%	0.0%	0.0%	0.0%	0.0%	0.0%
40-44	2.4%	0.0%	2.1%	0.0%	5.6%	6.7%	0.0%	6.9%	0.0%	3.6%	3.2%	0.0%	0.0%
45-49	13.6%	14.3%	14.6%	20.6%	16.7%	13.3%	26.1%	10.3%	4.8%	3.6%	12.9%	7.9%	100.0%
50-54	33.1%	42.9%	39.6%	29.4%	22.2%	33.3%	30.4%	27.6%	38.1%	39.3%	29.0%	34.2%	0.0%
55-59	31.6%	25.0%	22.9%	26.5%	22.2%	33.3%	34.8%	37.9%	42.9%	32.1%	41.9%	39.5%	0.0%
60-64	12.7%	3.6%	18.8%	11.8%	19.4%	13.3%	4.3%	13.8%	9.5%	21.4%	12.9%	5.3%	0.0%
65-69	3.6%	7.1%	2.1%	8.8%	11.1%	0.0%	0.0%	3.4%	0.0%	0.0%	0.0%	2.6%	0.0%
70-74	2.1%	3.6%	0.0%	2.9%	2.8%	0.0%	0.0%	0.0%	0.0%	0.0%	0.0%	10.5%	0.0%
>=75	0.6%	0.0%	0.0%	0.0%	0.0%	0.0%	4.3%	0.0%	4.8%	0.0%	0.0%	0.0%	0.0%
Total # of vehicles	332	28	48	34	36	15	23	29	21	28	31	38	1
Average speed	55.0	54.8	54.6	55.6	55.8	53.5	53.7	54.1	56.7	55.2	54.4	56.4	48.0
St. Dev.	6.2	6.6	5.4	6.8	6.9	5.1	6.7	5.5	8.6	4.8	4.6	6.5	#DIV/0!
85th percentile	61.0	59.0	61.0	64.0	63.5	56.9	58.0	59.4	59.0	61.0	59.0	61.8	48.0
Min	37.0	37.0	41.0	45.0	42.0	43.0	45.0	43.0	49.0	43.0	41.0	47.0	48.0
Max	91.0	71.0	67.0	73.0	72.0	62.0	77.0	65.0	91.0	63.0	61.0	74.0	48.0
Range	54.0	34.0	26.0	28.0	30.0	19.0	32.0	22.0	42.0	20.0	20.0	27.0	0.0

Vehicle Speed (50-75 FT Vehicles)	Hour												
	Total	19:00-20:00	20:00-21:00	21:00-22:00	22:00-23:00	23:00-00:00	00:00-01:00	01:00-02:00	02:00-03:00	03:00-04:00	04:00-05:00	05:00-06:00	06:00-07:00
MPH													
< 10	0.0%	0.0%	0.0%	0.0%	0.0%	0.0%	0.0%	0.0%	0.0%	0.0%	0.0%	0.0%	0.0%
10-14	0.0%	0.0%	0.0%	0.0%	0.0%	0.0%	0.0%	0.0%	0.0%	0.0%	0.0%	0.0%	0.0%
15-19	0.0%	0.0%	0.0%	0.0%	0.0%	0.0%	0.0%	0.0%	0.0%	0.0%	0.0%	0.0%	0.0%
20-24	0.0%	0.0%	0.0%	0.0%	0.0%	0.0%	0.0%	0.0%	0.0%	0.0%	0.0%	0.0%	0.0%
25-29	0.0%	0.0%	0.0%	0.0%	0.0%	0.0%	0.0%	0.0%	0.0%	0.0%	0.0%	0.0%	0.0%
30-34	0.0%	0.0%	0.0%	0.0%	0.0%	0.0%	0.0%	0.0%	0.0%	0.0%	0.0%	0.0%	0.0%
35-39	0.0%	0.0%	0.0%	0.0%	0.0%	0.0%	0.0%	0.0%	0.0%	0.0%	0.0%	0.0%	0.0%
40-44	5.0%	0.0%	8.3%	17.6%	6.7%	0.0%	0.0%	7.1%	0.0%	0.0%	0.0%	6.3%	0.0%
45-49	14.9%	25.0%	16.7%	11.8%	13.3%	16.7%	0.0%	14.3%	30.0%	7.1%	0.0%	25.0%	0.0%
50-54	38.3%	62.5%	58.3%	47.1%	33.3%	27.8%	50.0%	35.7%	10.0%	28.6%	36.4%	37.5%	100.0%
55-59	28.4%	12.5%	16.7%	23.5%	26.7%	44.4%	50.0%	35.7%	30.0%	35.7%	45.5%	6.3%	0.0%
60-64	11.3%	0.0%	0.0%	0.0%	20.0%	5.6%	0.0%	0.0%	30.0%	28.6%	13.2%	18.8%	0.0%
65-69	2.1%	0.0%	0.0%	0.0%	0.0%	5.6%	0.0%	7.1%	0.0%	0.0%	0.0%	6.3%	0.0%
70-74	0.0%	0.0%	0.0%	0.0%	0.0%	0.0%	0.0%	0.0%	0.0%	0.0%	0.0%	0.0%	0.0%
>=75	0.0%	0.0%	0.0%	0.0%	0.0%	0.0%	0.0%	0.0%	0.0%	0.0%	0.0%	0.0%	0.0%
Total # of vehicles	141	8	12	17	15	18	4	14	10	14	11	16	2
Average speed	53.5	50.9	51.0	51.3	54.2	53.9	53.5	53.8	55.1	55.4	55.8	53.6	51.0
St. Dev.	5.0	3.4	3.7	4.6	5.7	5.0	2.6	5.8	5.5	4.2	2.9	6.6	0.0
85th percentile	58.0	54.0	54.4	55.6	59.9	57.5	55.6	58.0	60.7	60.1	58.5	62.0	51.0
Min	41.0	46.0	43.0	43.0	44.0	45.0	50.0	41.0	47.0	48.0	50.0	44.0	51.0
Max	66.0	55.0	55.0	57.0	64.0	66.0	56.0	66.0	62.0	62.0	60.0	65.0	51.0
Range	25.0	9.0	12.0	14.0	20.0	21.0	6.0	25.0	15.0	14.0	10.0	21.0	0.0

Vehicle Speed (+75 FT Vehicles)	Hour													
	Total	19:00-20:00	20:00-21:00	21:00-22:00	22:00-23:00	23:00-00:00	00:00-01:00	01:00-02:00	02:00-03:00	03:00-04:00	04:00-05:00	05:00-06:00	06:00-07:00	
MPH														
< 10	0.0%	0.0%	0.0%	0.0%	0.0%	0.0%	0.0%	0.0%	0.0%	0.0%	0.0%	0.0%	0.0%	
10-14	0.0%	0.0%	0.0%	0.0%	0.0%	0.0%	0.0%	0.0%	0.0%	0.0%	0.0%	0.0%	0.0%	
15-19	0.0%	0.0%	0.0%	0.0%	0.0%	0.0%	0.0%	0.0%	0.0%	0.0%	0.0%	0.0%	0.0%	
20-24	0.0%	0.0%	0.0%	0.0%	0.0%	0.0%	0.0%	0.0%	0.0%	0.0%	0.0%	0.0%	0.0%	
25-29	0.0%	0.0%	0.0%	0.0%	0.0%	0.0%	0.0%	0.0%	0.0%	0.0%	0.0%	0.0%	0.0%	
30-34	0.0%	0.0%	0.0%	0.0%	0.0%	0.0%	0.0%	0.0%	0.0%	0.0%	0.0%	0.0%	0.0%	
35-39	0.0%	0.0%	0.0%	0.0%	0.0%	0.0%	0.0%	0.0%	0.0%	0.0%	0.0%	0.0%	0.0%	
40-44	0.0%	0.0%	0.0%	0.0%	0.0%	0.0%	0.0%	0.0%	0.0%	0.0%	0.0%	0.0%	0.0%	
45-49	9.0%	0.0%	33.3%	0.0%	14.3%	0.0%	0.0%	0.0%	25.0%	10.0%	0.0%	0.0%	0.0%	
50-54	39.3%	100.0%	16.7%	37.5%	21.4%	55.6%	40.0%	50.0%	33.3%	50.0%	44.4%	40.0%	100.0%	
55-59	27.0%	0.0%	33.3%	37.5%	21.4%	33.3%	40.0%	50.0%	25.0%	20.0%	22.2%	20.0%	0.0%	
60-64	16.9%	0.0%	16.7%	12.5%	35.7%	11.1%	20.0%	0.0%	16.7%	10.0%	11.1%	20.0%	0.0%	
65-69	4.5%	0.0%	0.0%	12.5%	7.1%	0.0%	0.0%	0.0%	0.0%	10.0%	11.1%	0.0%	0.0%	
70-74	2.2%	0.0%	0.0%	0.0%	0.0%	0.0%	0.0%	0.0%	0.0%	0.0%	11.1%	10.0%	0.0%	
>=75	1.1%	0.0%	0.0%	0.0%	0.0%	0.0%	0.0%	0.0%	0.0%	0.0%	0.0%	10.0%	0.0%	
Total # of vehicles	89	1	6	8	14	9	5	4	12	10	9	10	1	
Average speed	56.1	54.0	54.2	57.1	56.6	54.9	56.4	54.8	53.8	54.8	57.6	60.7	51.0	
St. Dev.	6.4	#DIV/0!	5.9	5.2	5.6	3.1	2.5	2.2	4.8	5.6	7.1	12.3	#DIV/0!	
85th percentile	61.0	54.0	58.5	60.8	61.1	58.4	58.2	56.6	59.1	59.0	65.4	70.2	51.0	
Min	45.0	54.0	47.0	52.0	45.0	50.0	54.0	52.0	48.0	47.0	51.0	50.0	51.0	
Max	89.0	54.0	63.0	68.0	66.0	60.0	60.0	57.0	62.0	67.0	70.0	89.0	51.0	
Range	44.0	0.0	16.0	16.0	21.0	10.0	6.0	5.0	14.0	20.0	19.0	39.0	0.0	

Day 10 End of Taper

Vehicle Speed (all vehicles)	Hour												
	Total	19:00-20:00	20:00-21:00	21:00-22:00	22:00-23:00	23:00-00:00	00:00-01:00	01:00-02:00	02:00-03:00	03:00-04:00	04:00-05:00	05:00-06:00	06:00-07:00
MPH													
< 10	0.0%		0.0%	0.0%	0.0%	0.0%	0.0%	0.0%	0.0%	0.0%	0.0%	0.0%	0.0%
10-14	0.0%		0.0%	0.0%	0.0%	0.0%	0.0%	0.0%	0.0%	0.0%	0.0%	0.0%	0.0%
15-19	0.1%		0.0%	0.0%	0.0%	0.0%	0.0%	0.0%	0.0%	0.0%	1.4%	0.0%	0.0%
20-24	0.0%		0.0%	0.0%	0.0%	0.0%	0.0%	0.0%	0.0%	0.0%	0.0%	0.0%	0.0%
25-29	0.0%		0.0%	0.0%	0.0%	0.0%	0.0%	0.0%	0.0%	0.0%	0.0%	0.0%	0.0%
30-34	1.2%		0.0%	3.2%	0.0%	1.2%	1.4%	0.0%	1.5%	0.0%	0.0%	0.0%	21.1%
35-39	5.3%		0.9%	5.8%	8.7%	3.5%	5.6%	5.2%	6.0%	6.4%	1.4%	5.1%	15.8%
40-44	11.5%		3.5%	3.8%	8.7%	5.8%	5.6%	15.6%	16.4%	21.8%	19.7%	20.3%	21.1%
45-49	22.4%		12.4%	18.6%	18.1%	20.9%	26.8%	26.0%	25.4%	24.4%	28.2%	29.7%	31.6%
50-54	23.0%		19.5%	15.4%	19.5%	31.4%	29.6%	18.2%	29.9%	26.9%	33.8%	23.2%	10.5%
55-59	13.6%		21.2%	18.6%	14.1%	15.1%	11.3%	14.3%	9.0%	7.7%	7.0%	11.6%	0.0%
60-64	11.5%		20.4%	14.7%	15.4%	14.0%	9.9%	11.7%	6.0%	6.4%	4.2%	6.5%	0.0%
65-69	5.5%		11.5%	7.7%	8.1%	3.5%	1.4%	3.9%	3.0%	5.1%	2.8%	2.9%	0.0%
70-74	2.7%		3.5%	7.1%	2.7%	1.2%	4.2%	1.3%	3.0%	1.3%	0.0%	0.7%	0.0%
>=75	3.2%		7.1%	5.1%	4.7%	3.5%	4.2%	3.9%	0.0%	0.0%	1.4%	0.0%	0.0%
Total # of vehicles	1025	113	156	149	86	71	77	67	78	71	138	19	
Average speed	52.7	58.2	55.6	54.2	53.2	53.0	52.1	50.0	49.6	49.8	49.6	41.5	
St. Dev.	9.7	9.0	11.1	10.6	8.8	9.5	9.0	7.6	8.0	8.3	6.9	7.2	
85th percentile	62.0	66.0	67.0	64.8	61.0	62.0	60.0	56.1	56.0	54.5	55.5	48.0	
Min	17.0	39.0	32.0	35.0	34.0	33.0	35.0	34.0	36.0	17.0	37.0	31.0	
Max	89.0	85.0	89.0	87.0	80.0	80.0	77.0	71.0	74.0	82.0	73.0	53.0	
Range	72.0	46.0	57.0	52.0	46.0	47.0	42.0	37.0	38.0	65.0	36.0	22.0	

Vehicle Speed (0-25 FT Vehicles)	Hour												
	Total	19:00-20:00	20:00-21:00	21:00-22:00	22:00-23:00	23:00-00:00	00:00-01:00	01:00-02:00	02:00-03:00	03:00-04:00	04:00-05:00	05:00-06:00	06:00-07:00
MPH													
< 10	0.0%		0.0%	0.0%	0.0%	0.0%	0.0%	0.0%	0.0%	0.0%	0.0%	0.0%	0.0%
10-14	0.0%		0.0%	0.0%	0.0%	0.0%	0.0%	0.0%	0.0%	0.0%	0.0%	0.0%	0.0%
15-19	0.2%		0.0%	0.0%	0.0%	0.0%	0.0%	0.0%	0.0%	0.0%	4.0%	0.0%	0.0%
20-24	0.0%		0.0%	0.0%	0.0%	0.0%	0.0%	0.0%	0.0%	0.0%	0.0%	0.0%	0.0%
25-29	0.0%		0.0%	0.0%	0.0%	0.0%	0.0%	0.0%	0.0%	0.0%	0.0%	0.0%	0.0%
30-34	1.6%		0.0%	4.3%	0.0%	2.4%	0.0%	0.0%	0.0%	0.0%	0.0%	0.0%	27.3%
35-39	5.1%		1.3%	5.3%	8.8%	4.9%	5.4%	3.6%	11.8%	4.3%	4.0%	4.1%	9.1%
40-44	8.5%		1.3%	3.2%	8.8%	7.3%	5.4%	10.7%	17.6%	21.7%	8.0%	16.2%	18.2%
45-49	16.6%		9.2%	10.6%	12.5%	22.0%	29.7%	10.7%	23.5%	21.7%	20.0%	23.0%	27.3%
50-54	20.9%		15.8%	14.9%	17.5%	22.0%	27.0%	21.4%	23.5%	26.1%	36.0%	27.0%	18.2%
55-59	13.8%		17.1%	17.0%	11.3%	17.1%	13.5%	14.3%	11.8%	4.3%	12.0%	13.5%	0.0%
60-64	17.6%		28.9%	19.1%	25.0%	17.1%	13.5%	17.9%	5.9%	0.0%	8.0%	12.2%	0.0%
65-69	7.3%		14.5%	8.5%	8.8%	2.4%	0.0%	7.1%	0.0%	17.4%	4.0%	4.1%	0.0%
70-74	4.3%		5.3%	10.6%	3.8%	2.4%	2.7%	3.6%	5.9%	4.3%	0.0%	0.0%	0.0%
>=75	4.0%		6.6%	6.4%	3.8%	2.4%	2.7%	10.7%	0.0%	0.0%	4.0%	0.0%	0.0%
Total # of vehicles	506	76	94	80	41	37	28	17	23	25	74	11	
Average speed	54.6	59.9	57.4	55.2	52.8	52.6	56.3	50.1	51.7	51.7	51.7	42	
St. Dev.	10.4	8.8	11.5	10.8	9.4	8.4	10.7	8.3	10.3	11.4	7	8	
85th percentile	65.0	67.8	71.0	65.0	61.0	61.6	66.0	57.2	65.7	59.4	60	50	
Min	17.0	39.0	32.0	35.0	34.0	37.0	37.0	37.0	37.0	17.0	37.0	31.0	
Max	87.0	85.0	84.0	87.0	77.0	77.0	77.0	70.0	74.0	82.0	69.0	53.0	
Range	70.0	46.0	52.0	52.0	43.0	40.0	40.0	33.0	37.0	65.0	32.0	22.0	

		Hour											
Vehicle Speed (25-50 FT Vehicles)	Total	19:00-20:00	20:00-21:00	21:00-22:00	22:00-23:00	23:00-00:00	00:00-01:00	01:00-02:00	02:00-03:00	03:00-04:00	04:00-05:00	05:00-06:00	06:00-07:00
		MPH											
< 10	0.0%		0.0%	0.0%	0.0%	0.0%	0.0%	0.0%	0.0%	0.0%	0.0%	0.0%	0.0%
10-14	0.0%		0.0%	0.0%	0.0%	0.0%	0.0%	0.0%	0.0%	0.0%	0.0%	0.0%	0.0%
15-19	0.0%		0.0%	0.0%	0.0%	0.0%	0.0%	0.0%	0.0%	0.0%	0.0%	0.0%	0.0%
20-24	0.0%		0.0%	0.0%	0.0%	0.0%	0.0%	0.0%	0.0%	0.0%	0.0%	0.0%	0.0%
25-29	0.0%		0.0%	0.0%	0.0%	0.0%	0.0%	0.0%	0.0%	0.0%	0.0%	0.0%	0.0%
30-34	0.4%		0.0%	2.3%	0.0%	0.0%	0.0%	0.0%	0.0%	0.0%	0.0%	0.0%	0.0%
35-39	3.9%		0.0%	7.0%	2.9%	4.5%	10.0%	7.4%	4.8%	0.0%	0.0%	2.4%	0.0%
40-44	13.3%		5.0%	4.7%	5.7%	4.5%	5.0%	22.2%	19.0%	18.2%	15.4%	29.3%	0.0%
45-49	30.5%		20.0%	27.9%	28.6%	18.2%	30.0%	33.3%	23.8%	36.4%	38.5%	36.6%	100.0%
50-54	24.4%		20.0%	14.0%	25.7%	40.9%	30.0%	7.4%	33.3%	27.3%	42.3%	19.5%	0.0%
55-59	14.3%		35.0%	27.9%	20.0%	4.5%	5.0%	18.5%	4.8%	4.5%	3.8%	9.8%	0.0%
60-64	5.0%		5.0%	4.7%	2.9%	13.6%	5.0%	7.4%	4.8%	13.6%	0.0%	0.0%	0.0%
65-69	4.3%		10.0%	4.7%	8.6%	9.1%	0.0%	3.7%	9.5%	0.0%	0.0%	0.0%	0.0%
70-74	1.4%		0.0%	2.3%	0.0%	0.0%	10.0%	0.0%	0.0%	0.0%	0.0%	2.4%	0.0%
>=75	2.5%		5.0%	4.7%	5.7%	4.5%	5.0%	0.0%	0.0%	0.0%	0.0%	0.0%	0.0%
Total # of vehicles	279	20	43	35	22	20	27	21	22	26	41	2	
Average speed	51.5	55.3	53.3	54.1	53.7	53.0	49.9	50.3	50.1	48.7	47.8	47.0	
St. Dev.	8.5	7.5	10.7	10.0	9.2	10.7	7.6	7.7	6.1	4.5	5.8	1.4	
85th percentile	59.0	62.5	60.4	61.7	63.9	62.7	59.0	57.0	57.4	53.0	51.0	47.7	
Min	34.0	44.0	34.0	39.0	36.0	37.0	39.0	37.0	42.0	41.0	39.0	46.0	
Max	89.0	75.0	89.0	86.0	77.0	75.0	65.0	66.0	63.0	59.0	73.0	48.0	
Range	55.0	31.0	55.0	47.0	41.0	38.0	26.0	29.0	21.0	18.0	34.0	2.0	

		Hour											
Vehicle Speed (50-75 FT Vehicles)	Total	19:00-20:00	20:00-21:00	21:00-22:00	22:00-23:00	23:00-00:00	00:00-01:00	01:00-02:00	02:00-03:00	03:00-04:00	04:00-05:00	05:00-06:00	06:00-07:00
		MPH											
< 10	0.0%		0.0%	0.0%	0.0%	0.0%	0.0%	0.0%	0.0%	0.0%	0.0%	0.0%	0.0%
10-14	0.0%		0.0%	0.0%	0.0%	0.0%	0.0%	0.0%	0.0%	0.0%	0.0%	0.0%	0.0%
15-19	0.0%		0.0%	0.0%	0.0%	0.0%	0.0%	0.0%	0.0%	0.0%	0.0%	0.0%	0.0%
20-24	0.0%		0.0%	0.0%	0.0%	0.0%	0.0%	0.0%	0.0%	0.0%	0.0%	0.0%	0.0%
25-29	0.0%		0.0%	0.0%	0.0%	0.0%	0.0%	0.0%	0.0%	0.0%	0.0%	0.0%	0.0%
30-34	0.8%		0.0%	0.0%	0.0%	0.0%	12.5%	0.0%	0.0%	0.0%	0.0%	0.0%	0.0%
35-39	7.1%		0.0%	10.0%	16.7%	0.0%	0.0%	10.0%	0.0%	10.5%	0.0%	11.8%	0.0%
40-44	15.7%		11.1%	0.0%	11.1%	9.1%	12.5%	20.0%	0.0%	15.8%	41.7%	17.6%	66.7%
45-49	27.6%		22.2%	40.0%	22.2%	27.3%	12.5%	20.0%	50.0%	21.1%	25.0%	35.3%	33.3%
50-54	28.3%		33.3%	30.0%	27.8%	45.5%	25.0%	30.0%	20.0%	31.6%	25.0%	23.5%	0.0%
55-59	9.4%		33.3%	0.0%	11.1%	0.0%	12.5%	10.0%	10.0%	15.8%	0.0%	5.9%	0.0%
60-64	5.5%		0.0%	10.0%	0.0%	9.1%	12.5%	10.0%	20.0%	5.3%	0.0%	0.0%	0.0%
65-69	3.1%		0.0%	10.0%	5.6%	0.0%	0.0%	0.0%	0.0%	8.3%	5.9%	0.0%	0.0%
70-74	0.8%		0.0%	0.0%	5.6%	0.0%	0.0%	0.0%	0.0%	0.0%	0.0%	0.0%	0.0%
>=75	1.6%		0.0%	0.0%	0.0%	9.1%	12.5%	0.0%	0.0%	0.0%	0.0%	0.0%	0.0%
Total # of vehicles	127	9	10	18	11	8	10	10	19	12	17	3	
Average speed	49.9	51.2	51.0	50.2	53.3	53.4	49.1	51.2	48.8	48.3	47.6	43.0	
St. Dev.	8.0	5.1	8.1	9.2	9.8	13.8	7.5	6.2	6.6	7.7	6.6	3.5	
85th percentile	56.0	56.6	58.9	56.4	57.0	61.7	56.3	58.3	56.0	54.0	51.6	45.2	
Min	33.0	43.0	37.0	37.0	44.0	33.0	35.0	45.0	36.0	40.0	37.0	41.0	
Max	80.0	58.0	65.0	71.0	80.0	80.0	60.0	63.0	62.0	68.0	65.0	47.0	
Range	47.0	15.0	28.0	34.0	36.0	47.0	25.0	18.0	26.0	28.0	28.0	6.0	

Vehicle Speed (+75 FT Vehicles)	Hour												
	Total	19:00-20:00	20:00-21:00	21:00-22:00	22:00-23:00	23:00-00:00	00:00-01:00	01:00-02:00	02:00-03:00	03:00-04:00	04:00-05:00	05:00-06:00	06:00-07:00
MPH													
< 10	0.0%	0.0%	0.0%	0.0%	0.0%	0.0%	0.0%	0.0%	0.0%	0.0%	0.0%	0.0%	0.0%
10-14	0.0%	0.0%	0.0%	0.0%	0.0%	0.0%	0.0%	0.0%	0.0%	0.0%	0.0%	0.0%	0.0%
15-19	0.0%	0.0%	0.0%	0.0%	0.0%	0.0%	0.0%	0.0%	0.0%	0.0%	0.0%	0.0%	0.0%
20-24	0.0%	0.0%	0.0%	0.0%	0.0%	0.0%	0.0%	0.0%	0.0%	0.0%	0.0%	0.0%	0.0%
25-29	0.0%	0.0%	0.0%	0.0%	0.0%	0.0%	0.0%	0.0%	0.0%	0.0%	0.0%	0.0%	0.0%
30-34	1.8%	0.0%	0.0%	0.0%	0.0%	0.0%	0.0%	0.0%	5.3%	0.0%	0.0%	0.0%	33.3%
35-39	7.1%	0.0%	0.0%	12.5%	0.0%	0.0%	0.0%	0.0%	5.3%	14.3%	0.0%	16.7%	66.7%
40-44	15.9%	12.5%	11.1%	12.5%	0.0%	0.0%	8.3%	21.1%	35.7%	37.5%	16.7%	0.0%	0.0%
45-49	23.0%	12.5%	33.3%	18.8%	16.7%	16.7%	50.0%	15.8%	14.3%	25.0%	50.0%	0.0%	0.0%
50-54	23.0%	37.5%	11.1%	6.3%	33.3%	50.0%	25.0%	36.8%	21.4%	12.5%	0.0%	0.0%	0.0%
55-59	15.0%	12.5%	11.1%	18.8%	41.7%	16.7%	8.3%	10.5%	7.1%	12.5%	16.7%	0.0%	0.0%
60-64	7.1%	0.0%	22.2%	12.5%	8.3%	0.0%	8.3%	0.0%	7.1%	12.5%	0.0%	0.0%	0.0%
65-69	2.7%	0.0%	11.1%	6.3%	0.0%	16.7%	0.0%	0.0%	0.0%	0.0%	0.0%	0.0%	0.0%
70-74	0.9%	0.0%	0.0%	0.0%	0.0%	0.0%	0.0%	5.3%	0.0%	0.0%	0.0%	0.0%	0.0%
>=75	3.5%	25.0%	0.0%	12.5%	0.0%	0.0%	0.0%	0.0%	0.0%	0.0%	0.0%	0.0%	0.0%
Total # of vehicles	113	8	9	16	12	6	12	19	14	8	6	3	3
Average speed	50.8	57.5	53.0	54.1	53.8	54.5	50.0	48.8	46.6	49.4	46.8	35.0	35.0
St. Dev.	9.1	13.3	8.0	12.1	4.7	6.9	5.5	8.0	7.6	7.3	6.7	4.0	4.0
85th percentile	59.0	75.2	60.8	64.8	58.4	60.3	55.4	54.3	54.1	58.7	50.8	37.8	37.8
Min	31.0	44.0	44.0	39.0	45.0	49.0	43.0	34.0	38.0	41.0	39.0	31.0	31.0
Max	79.0	79.0	65.0	77.0	61.0	67.0	61.0	71.0	63.0	60.0	59.0	39.0	39.0
Range	48.0	35.0	21.0	38.0	16.0	18.0	18.0	37.0	25.0	19.0	20.0	8.0	8.0

Day 10 1st WZ

Vehicle Speed (all vehicles)	Hour												
	Total	19:00-20:00	20:00-21:00	21:00-22:00	22:00-23:00	23:00-00:00	00:00-01:00	01:00-02:00	02:00-03:00	03:00-04:00	04:00-05:00	05:00-06:00	06:00-07:00
MPH													
< 10	0.1%		0.0%	0.0%	0.0%	0.9%	0.0%	0.0%	0.0%	0.0%	0.0%	0.0%	0.0%
10-14	0.3%		0.0%	0.0%	0.0%	0.0%	2.2%	0.0%	0.0%	1.0%	1.1%	0.0%	0.0%
15-19	1.0%		0.9%	0.6%	1.1%	5.5%	3.2%	0.0%	0.0%	0.0%	0.0%	0.0%	0.0%
20-24	3.8%		3.4%	2.2%	9.1%	7.3%	16.1%	0.0%	0.0%	0.0%	0.0%	0.0%	0.0%
25-29	9.1%		11.1%	19.9%	17.7%	15.6%	10.8%	1.9%	1.1%	3.1%	0.0%	0.0%	0.0%
30-34	14.3%		23.9%	21.0%	28.6%	24.8%	18.3%	3.8%	4.3%	9.3%	2.2%	0.0%	0.0%
35-39	15.9%		20.5%	16.0%	16.0%	29.4%	19.4%	18.3%	14.1%	20.6%	7.9%	5.1%	2.9%
40-44	18.0%		16.2%	21.0%	15.4%	10.1%	17.2%	25.0%	34.8%	15.5%	22.5%	10.8%	11.8%
45-49	17.9%		12.8%	14.9%	5.7%	5.5%	8.6%	23.1%	25.0%	34.0%	24.7%	28.7%	29.4%
50-54	11.1%		5.1%	2.8%	5.1%	0.9%	3.2%	20.2%	15.2%	10.3%	20.2%	26.1%	32.4%
55-59	5.0%		4.3%	1.7%	0.6%	0.0%	0.0%	4.8%	4.3%	6.2%	11.2%	14.6%	14.7%
60-64	2.0%		0.9%	0.0%	0.0%	0.0%	1.1%	1.9%	1.1%	0.0%	7.9%	7.6%	2.9%
65-69	0.9%		0.9%	0.0%	0.6%	0.0%	0.0%	0.0%	0.0%	0.0%	2.2%	3.8%	2.9%
70-74	0.3%		0.0%	0.0%	0.0%	0.0%	0.0%	1.0%	0.0%	0.0%	0.0%	1.3%	2.9%
>=75	0.2%		0.0%	0.0%	0.0%	0.0%	0.0%	0.0%	0.0%	0.0%	0.0%	1.9%	0.0%
Total # of vehicles	1248	117	181	175	109	93	104	92	97	89	157	34	
Average speed	40.8	38.1	36.9	34.9	32.8	34.0	45.1	44.4	42.8	47.9	51.3	50.9	
St. Dev.	10.3	9.3	8.0	8.4	7.6	9.8	7.4	6.4	7.6	8.5	8.1	7.0	
85th percentile	51.0	47.0	46.0	44.0	40.0	43.2	52.0	52.0	50.0	55.8	58.0	57.1	
Min	8.0	18.0	18.0	18.0	8.0	11.0	26.0	29.0	12.0	12.0	35.0	36.0	
Max	78.0	67.0	57.0	65.0	50.0	64.0	71.0	64.0	58.0	68.0	78.0	70.0	
Range	70.0	49.0	39.0	47.0	42.0	53.0	45.0	35.0	46.0	56.0	43.0	34.0	

Vehicle Speed (0-25 FT Vehicles)	Hour												
	Total	19:00-20:00	20:00-21:00	21:00-22:00	22:00-23:00	23:00-00:00	00:00-01:00	01:00-02:00	02:00-03:00	03:00-04:00	04:00-05:00	05:00-06:00	06:00-07:00
MPH													
< 10	0.2%		0.0%	0.0%	0.0%	1.8%	0.0%	0.0%	0.0%	0.0%	0.0%	0.0%	0.0%
10-14	0.5%		0.0%	0.0%	0.0%	0.0%	3.9%	0.0%	0.0%	0.0%	3.4%	0.0%	0.0%
15-19	1.3%		1.2%	0.8%	0.0%	7.3%	3.9%	0.0%	0.0%	0.0%	0.0%	0.0%	0.0%
20-24	3.4%		2.4%	1.7%	6.9%	5.5%	15.7%	0.0%	0.0%	0.0%	0.0%	0.0%	0.0%
25-29	7.8%		9.6%	14.2%	14.9%	9.1%	9.8%	0.0%	0.0%	0.0%	0.0%	0.0%	0.0%
30-34	14.7%		20.5%	18.3%	28.7%	23.6%	17.6%	2.3%	3.2%	3.2%	3.4%	0.0%	0.0%
35-39	14.6%		22.9%	18.3%	13.9%	27.3%	9.8%	9.3%	3.2%	22.6%	3.4%	5.1%	5.9%
40-44	17.5%		16.9%	24.2%	17.8%	16.4%	25.5%	16.3%	38.7%	12.9%	10.3%	1.3%	11.8%
45-49	17.4%		13.3%	16.7%	7.9%	7.3%	5.9%	25.6%	25.8%	35.5%	27.6%	26.9%	35.3%
50-54	12.1%		7.2%	3.3%	7.9%	1.8%	5.9%	32.6%	19.4%	16.1%	24.1%	25.6%	17.6%
55-59	6.1%		3.6%	2.5%	1.0%	0.0%	0.0%	9.3%	9.7%	9.7%	10.3%	20.5%	17.6%
60-64	2.7%		1.2%	0.0%	0.0%	0.0%	2.0%	4.7%	0.0%	0.0%	10.3%	11.5%	5.9%
65-69	1.3%		1.2%	0.0%	1.0%	0.0%	0.0%	0.0%	0.0%	0.0%	6.9%	5.1%	0.0%
70-74	0.3%		0.0%	0.0%	0.0%	0.0%	0.0%	0.0%	0.0%	0.0%	0.0%	1.3%	5.9%
>=75	0.3%		0.0%	0.0%	0.0%	0.0%	0.0%	0.0%	0.0%	0.0%	0.0%	2.6%	0.0%
Total # of vehicles	639	83	120	101	55	51	43	31	31	29	78	17	
Average speed	41.4	38.9	38.2	36.7	33.8	34.4	48.0	46.3	45.0	49.3	53	51	
St. Dev.	10.8	9.5	8.0	8.9	8.5	11.1	6.8	6.0	6.7	10.7	8	8	
85th percentile	53.0	48.7	47.0	46.0	41.0	43.5	54.0	53.5	51.0	59.4	61	58	
Min	8.0	18.0	18.0	22.0	8.0	11.0	34.0	32.0	34.0	12.0	35.0	36.0	
Max	78.0	67.0	57.0	65.0	50.0	64.0	63.0	57.0	58.0	68.0	78.0	70.0	
Range	70.0	49.0	39.0	43.0	42.0	53.0	29.0	25.0	24.0	56.0	43.0	34.0	

		Hour											
Vehicle Speed (25-50 FT Vehicles)	Total	19:00-20:00	20:00-21:00	21:00-22:00	22:00-23:00	23:00-00:00	00:00-01:00	01:00-02:00	02:00-03:00	03:00-04:00	04:00-05:00	05:00-06:00	06:00-07:00
		MPH											
< 10	0.0%		0.0%	0.0%	0.0%	0.0%	0.0%	0.0%	0.0%	0.0%	0.0%	0.0%	0.0%
10-14	0.4%		0.0%	0.0%	0.0%	0.0%	0.0%	0.0%	0.0%	4.0%	0.0%	0.0%	0.0%
15-19	0.0%		0.0%	0.0%	0.0%	0.0%	0.0%	0.0%	0.0%	0.0%	0.0%	0.0%	0.0%
20-24	3.0%		0.0%	3.2%	12.0%	9.1%	10.5%	0.0%	0.0%	0.0%	0.0%	0.0%	0.0%
25-29	9.0%		13.3%	25.8%	32.0%	18.2%	5.3%	0.0%	0.0%	4.0%	0.0%	0.0%	0.0%
30-34	13.1%		40.0%	25.8%	20.0%	40.9%	26.3%	0.0%	5.3%	4.0%	0.0%	0.0%	0.0%
35-39	12.3%		13.3%	9.7%	16.0%	22.7%	26.3%	17.2%	5.3%	12.0%	11.5%	3.9%	0.0%
40-44	18.7%		6.7%	19.4%	12.0%	4.5%	15.8%	31.0%	21.1%	20.0%	30.8%	19.6%	0.0%
45-49	22.4%		13.3%	12.9%	4.0%	4.5%	15.8%	27.6%	42.1%	40.0%	19.2%	31.4%	33.3%
50-54	14.2%		0.0%	3.2%	4.0%	0.0%	0.0%	20.7%	21.1%	16.0%	23.1%	29.4%	16.7%
55-59	4.5%		13.3%	0.0%	0.0%	0.0%	0.0%	3.4%	0.0%	0.0%	11.5%	7.8%	33.3%
60-64	1.5%		0.0%	0.0%	0.0%	0.0%	0.0%	0.0%	5.3%	0.0%	3.8%	3.9%	0.0%
65-69	0.7%		0.0%	0.0%	0.0%	0.0%	0.0%	0.0%	0.0%	0.0%	0.0%	2.0%	16.7%
70-74	0.4%		0.0%	0.0%	0.0%	0.0%	0.0%	0.0%	0.0%	0.0%	0.0%	2.0%	0.0%
>=75	0.0%		0.0%	0.0%	0.0%	0.0%	0.0%	0.0%	0.0%	0.0%	0.0%	0.0%	0.0%
Total # of vehicles	268	15	31	25	22	19	29	19	25	26	51	6	
Average speed	41.8	38.1	35.2	33.1	32.2	36.3	45.4	46.4	43.0	46.8	49.1	54.8	
St. Dev.	9.7	9.8	7.9	7.7	5.9	8.1	4.8	7.1	8.9	6.7	6.6	7.8	
85th percentile	51.0	48.8	45.0	41.0	37.0	44.9	51.0	54.0	49.4	54.3	54.5	61.3	
Min	12.0	27.0	21.0	23.0	22.0	21.0	36.0	34.0	12.0	35.0	38.0	47.0	
Max	70.0	58.0	51.0	50.0	49.0	49.0	55.0	64.0	53.0	60.0	70.0	68.0	
Range	58.0	31.0	30.0	27.0	27.0	28.0	19.0	30.0	41.0	25.0	32.0	21.0	

		Hour											
Vehicle Speed (50-75 FT Vehicles)	Total	19:00-20:00	20:00-21:00	21:00-22:00	22:00-23:00	23:00-00:00	00:00-01:00	01:00-02:00	02:00-03:00	03:00-04:00	04:00-05:00	05:00-06:00	06:00-07:00
		MPH											
< 10	0.0%		0.0%	0.0%	0.0%	0.0%	0.0%	0.0%	0.0%	0.0%	0.0%	0.0%	0.0%
10-14	0.0%		0.0%	0.0%	0.0%	0.0%	0.0%	0.0%	0.0%	0.0%	0.0%	0.0%	0.0%
15-19	2.5%		0.0%	0.0%	6.3%	10.5%	6.7%	0.0%	0.0%	0.0%	0.0%	0.0%	0.0%
20-24	5.9%		8.3%	6.3%	15.6%	15.8%	13.3%	0.0%	0.0%	0.0%	0.0%	0.0%	0.0%
25-29	14.8%		25.0%	50.0%	18.8%	26.3%	26.7%	8.3%	0.0%	8.0%	0.0%	0.0%	0.0%
30-34	16.3%		16.7%	25.0%	37.5%	21.1%	0.0%	12.5%	10.5%	20.0%	5.3%	0.0%	0.0%
35-39	17.2%		0.0%	6.3%	9.4%	21.1%	46.7%	29.2%	31.6%	16.0%	5.3%	12.5%	0.0%
40-44	20.7%		33.3%	12.5%	9.4%	0.0%	0.0%	37.5%	31.6%	16.0%	42.1%	31.3%	16.7%
45-49	14.3%		16.7%	0.0%	3.1%	5.3%	6.7%	8.3%	15.8%	36.0%	21.1%	31.3%	16.7%
50-54	5.4%		0.0%	0.0%	0.0%	0.0%	0.0%	4.2%	5.3%	0.0%	21.1%	6.3%	66.7%
55-59	2.0%		0.0%	0.0%	0.0%	0.0%	0.0%	0.0%	5.3%	4.0%	5.3%	6.3%	0.0%
60-64	0.5%		0.0%	0.0%	0.0%	0.0%	0.0%	0.0%	0.0%	0.0%	0.0%	6.3%	0.0%
65-69	0.5%		0.0%	0.0%	0.0%	0.0%	0.0%	0.0%	0.0%	0.0%	0.0%	6.3%	0.0%
70-74	0.0%		0.0%	0.0%	0.0%	0.0%	0.0%	0.0%	0.0%	0.0%	0.0%	0.0%	0.0%
>=75	0.0%		0.0%	0.0%	0.0%	0.0%	0.0%	0.0%	0.0%	0.0%	0.0%	0.0%	0.0%
Total # of vehicles	203	12	16	32	19	15	24	19	25	19	16	6	
Average speed	37.3	35.5	30.8	30.6	29.3	31.4	39.0	41.9	40.4	44.9	47.1	49.7	
St. Dev.	9.2	8.6	5.8	6.8	7.3	7.6	5.7	6.0	7.1	6.0	8.0	3.7	
85th percentile	46.0	44.1	35.5	37.7	36.0	38.0	42.6	46.9	46.8	51.3	54.5	53.3	
Min	15.0	22.0	21.0	18.0	15.0	17.0	26.0	30.0	28.0	33.0	35.0	44.0	
Max	66.0	47.0	44.0	47.0	46.0	45.0	51.0	55.0	56.0	56.0	66.0	54.0	
Range	51.0	25.0	23.0	29.0	31.0	28.0	25.0	25.0	28.0	23.0	31.0	10.0	

Vehicle Speed (+75 FT Vehicles)	Hour												
	Total	19:00-20:00	20:00-21:00	21:00-22:00	22:00-23:00	23:00-00:00	00:00-01:00	01:00-02:00	02:00-03:00	03:00-04:00	04:00-05:00	05:00-06:00	06:00-07:00
MPH													
< 10	0.0%	0.0%	0.0%	0.0%	0.0%	0.0%	0.0%	0.0%	0.0%	0.0%	0.0%	0.0%	0.0%
10-14	0.0%	0.0%	0.0%	0.0%	0.0%	0.0%	0.0%	0.0%	0.0%	0.0%	0.0%	0.0%	0.0%
15-19	0.0%	0.0%	0.0%	0.0%	0.0%	0.0%	0.0%	0.0%	0.0%	0.0%	0.0%	0.0%	0.0%
20-24	3.6%	14.3%	0.0%	5.9%	0.0%	37.5%	0.0%	0.0%	0.0%	0.0%	0.0%	0.0%	0.0%
25-29	6.5%	0.0%	21.4%	11.8%	23.1%	0.0%	0.0%	4.3%	0.0%	0.0%	0.0%	0.0%	0.0%
30-34	12.3%	42.9%	28.6%	23.5%	7.7%	37.5%	0.0%	0.0%	12.5%	0.0%	0.0%	0.0%	0.0%
35-39	27.5%	42.9%	21.4%	41.2%	61.5%	12.5%	37.5%	21.7%	37.5%	13.3%	0.0%	0.0%	0.0%
40-44	15.2%	0.0%	7.1%	17.6%	7.7%	0.0%	12.5%	43.5%	12.5%	6.7%	8.3%	20.0%	20.0%
45-49	16.7%	0.0%	21.4%	0.0%	0.0%	12.5%	37.5%	17.4%	18.8%	33.3%	25.0%	20.0%	20.0%
50-54	9.4%	0.0%	0.0%	0.0%	0.0%	0.0%	0.0%	13.0%	6.3%	6.7%	41.7%	60.0%	60.0%
55-59	5.1%	0.0%	0.0%	0.0%	0.0%	0.0%	0.0%	0.0%	12.5%	20.0%	16.7%	0.0%	0.0%
60-64	2.2%	0.0%	0.0%	0.0%	0.0%	0.0%	0.0%	0.0%	0.0%	20.0%	0.0%	0.0%	0.0%
65-69	0.0%	0.0%	0.0%	0.0%	0.0%	0.0%	0.0%	0.0%	0.0%	0.0%	0.0%	0.0%	0.0%
70-74	0.7%	0.0%	0.0%	0.0%	0.0%	0.0%	12.5%	0.0%	0.0%	0.0%	0.0%	0.0%	0.0%
>=75	0.7%	0.0%	0.0%	0.0%	0.0%	0.0%	0.0%	0.0%	0.0%	0.0%	8.3%	0.0%	0.0%
Total # of vehicles	138	7	14	17	13	8	8	23	16	15	12	5	5
Average speed	41.2	32.7	36.4	34.8	34.5	31.8	46.0	42.4	42.3	50.7	52.4	48.2	48.2
St. Dev.	9.6	4.9	7.0	5.1	5.4	8.7	11.5	5.8	7.4	8.2	9.4	3.6	3.6
85th percentile	51.0	36.2	46.0	39.6	39.0	35.0	49.0	48.7	50.3	59.8	56.1	50.8	50.8
Min	22.0	23.0	27.0	24.0	25.0	22.0	35.0	29.0	34.0	38.0	40.0	43.0	43.0
Max	78.0	38.0	48.0	42.0	43.0	49.0	71.0	53.0	56.0	64.0	78.0	52.0	52.0
Range	56.0	15.0	21.0	18.0	18.0	27.0	36.0	24.0	22.0	26.0	38.0	9.0	9.0

Day 10 2nd WZ

Vehicle Speed (all vehicles)	Hour												
	Total	19:00-20:00	20:00-21:00	21:00-22:00	22:00-23:00	23:00-00:00	00:00-01:00	01:00-02:00	02:00-03:00	03:00-04:00	04:00-05:00	05:00-06:00	06:00-07:00
MPH													
< 10	0.0%		0.0%	0.0%	0.0%	0.0%	0.0%	0.0%	0.0%	0.0%	0.0%	0.0%	0.0%
10-14	0.5%		0.0%	0.0%	0.0%	0.0%	1.0%	1.9%	3.0%	0.0%	0.0%	0.0%	0.0%
15-19	1.8%		0.0%	0.0%	0.0%	0.0%	5.1%	7.7%	8.0%	2.9%	0.0%	0.0%	0.0%
20-24	3.7%		0.0%	0.0%	0.6%	1.8%	9.1%	18.3%	16.0%	0.0%	1.9%	0.0%	0.0%
25-29	5.0%		0.8%	1.1%	4.2%	1.8%	7.1%	15.4%	18.0%	9.7%	3.7%	0.0%	0.0%
30-34	9.0%		1.5%	2.7%	7.1%	10.6%	14.1%	16.3%	23.0%	26.2%	6.5%	0.0%	1.6%
35-39	10.9%		4.6%	7.5%	13.1%	23.0%	21.2%	14.4%	15.0%	11.7%	8.3%	1.9%	3.3%
40-44	16.6%		17.7%	24.6%	20.2%	21.2%	20.2%	12.5%	10.0%	25.2%	13.9%	5.7%	1.6%
45-49	18.2%		16.2%	23.0%	22.0%	23.0%	9.1%	9.6%	4.0%	13.6%	22.2%	29.1%	13.1%
50-54	15.7%		19.2%	21.9%	16.1%	13.3%	7.1%	2.9%	2.0%	4.9%	21.3%	27.8%	27.9%
55-59	10.3%		17.7%	11.8%	7.1%	2.7%	4.0%	1.0%	1.0%	5.8%	11.1%	25.3%	21.3%
60-64	5.1%		14.6%	5.3%	6.5%	0.9%	1.0%	0.0%	0.0%	0.0%	4.6%	5.7%	19.7%
65-69	2.3%		6.9%	1.6%	2.4%	0.9%	1.0%	0.0%	0.0%	0.0%	4.6%	2.5%	6.6%
70-74	0.4%		0.8%	0.0%	0.0%	0.0%	0.0%	0.0%	0.0%	0.0%	1.9%	1.3%	0.0%
>=75	0.5%		0.0%	0.5%	0.6%	0.9%	0.0%	0.0%	0.0%	0.0%	0.0%	0.6%	4.9%
Total # of vehicles	1331	130	187	168	113	99	104	100	103	108	158	61	
Average speed	44.4	51.8	47.9	45.7	43.1	37.5	32.1	30.9	38.6	47.2	52.2	55.8	
St. Dev.	11.5	8.9	7.9	9.4	8.6	10.6	9.8	9.1	8.7	10.5	6.4	9.4	
85th percentile	56.0	62.0	56.0	55.0	51.2	47.3	43.0	41.0	47.7	57.0	57.0	62.0	
Min	13.0	29.0	26.0	23.0	21.0	14.0	13.0	14.0	17.0	23.0	35.0	33.0	
Max	84.0	73.0	76.0	77.0	77.0	65.0	56.0	55.0	59.0	74.0	75.0	84.0	
Range	71.0	44.0	50.0	54.0	56.0	51.0	43.0	41.0	42.0	51.0	40.0	51.0	

Vehicle Speed (0-25 FT Vehicles)	Hour												
	Total	19:00-20:00	20:00-21:00	21:00-22:00	22:00-23:00	23:00-00:00	00:00-01:00	01:00-02:00	02:00-03:00	03:00-04:00	04:00-05:00	05:00-06:00	06:00-07:00
MPH													
< 10	0.0%		0.0%	0.0%	0.0%	0.0%	0.0%	0.0%	0.0%	0.0%	0.0%	0.0%	0.0%
10-14	0.6%		0.0%	0.0%	0.0%	0.0%	1.9%	2.0%	4.8%	0.0%	0.0%	0.0%	0.0%
15-19	2.2%		0.0%	0.0%	0.0%	0.0%	3.7%	12.0%	11.9%	6.8%	0.0%	0.0%	0.0%
20-24	3.3%		0.0%	0.0%	1.0%	0.0%	9.3%	24.0%	11.9%	0.0%	2.3%	0.0%	0.0%
25-29	4.3%		1.1%	1.7%	2.0%	1.8%	3.7%	14.0%	26.2%	9.1%	2.3%	0.0%	0.0%
30-34	6.0%		1.1%	1.7%	4.0%	10.7%	13.0%	12.0%	19.0%	15.9%	2.3%	0.0%	2.6%
35-39	8.2%		2.2%	6.8%	10.9%	17.9%	20.4%	8.0%	9.5%	6.8%	4.5%	2.4%	5.3%
40-44	15.3%		16.9%	19.5%	14.9%	17.9%	24.1%	10.0%	11.9%	25.0%	18.2%	6.1%	0.0%
45-49	19.4%		18.0%	22.9%	25.7%	21.4%	9.3%	12.0%	2.4%	20.5%	25.0%	25.6%	13.2%
50-54	16.2%		16.9%	22.0%	19.8%	21.4%	5.6%	4.0%	2.4%	4.5%	18.2%	26.8%	13.2%
55-59	13.2%		15.7%	15.3%	9.9%	3.6%	7.4%	2.0%	0.0%	11.4%	15.9%	28.0%	28.9%
60-64	6.5%		16.9%	8.5%	6.9%	1.8%	1.9%	0.0%	0.0%	0.0%	0.0%	4.9%	23.7%
65-69	3.8%		10.1%	1.7%	4.0%	1.8%	0.0%	0.0%	0.0%	0.0%	9.1%	3.7%	10.5%
70-74	0.4%		1.1%	0.0%	0.0%	0.0%	0.0%	0.0%	0.0%	0.0%	2.3%	1.2%	0.0%
>=75	0.6%		0.0%	0.0%	1.0%	1.8%	0.0%	0.0%	0.0%	0.0%	0.0%	1.2%	2.6%
Total # of vehicles	718	89	118	101	56	54	50	42	44	44	82	38	
Average speed	46.1	52.9	48.9	47.9	45.4	38.4	31.0	29.9	40.1	49.1	53	56	
St. Dev.	11.9	9.3	7.9	9.3	9.5	11.0	11.0	9.2	10.7	10.4	7	10	
85th percentile	58.0	63.0	57.0	57.0	53.0	47.3	45.0	39.9	49.7	58.0	58	64	
Min	13.0	29.0	26.0	23.0	29.0	14.0	13.0	14.0	17.0	24.0	35.0	33.0	
Max	84.0	73.0	66.0	77.0	77.0	60.0	56.0	52.0	59.0	73.0	75.0	84.0	
Range	71.0	44.0	40.0	54.0	48.0	46.0	43.0	38.0	42.0	49.0	40.0	51.0	

Vehicle Speed (25-50 FT Vehicles)	Hour												
	Total	19:00-20:00	20:00-21:00	21:00-22:00	22:00-23:00	23:00-00:00	00:00-01:00	01:00-02:00	02:00-03:00	03:00-04:00	04:00-05:00	05:00-06:00	06:00-07:00
MPH													
< 10	0.0%		0.0%	0.0%	0.0%	0.0%	0.0%	0.0%	0.0%	0.0%	0.0%	0.0%	0.0%
10-14	0.7%		0.0%	0.0%	0.0%	0.0%	0.0%	5.0%	5.6%	0.0%	0.0%	0.0%	0.0%
15-19	1.8%		0.0%	0.0%	0.0%	0.0%	4.5%	5.0%	16.7%	0.0%	0.0%	0.0%	0.0%
20-24	2.2%		0.0%	0.0%	0.0%	0.0%	9.1%	10.0%	5.6%	0.0%	3.7%	0.0%	0.0%
25-29	2.9%		0.0%	0.0%	10.7%	0.0%	9.1%	5.0%	0.0%	4.3%	3.7%	0.0%	0.0%
30-34	9.7%		0.0%	2.4%	3.6%	10.0%	9.1%	25.0%	44.4%	30.4%	3.7%	0.0%	0.0%
35-39	8.3%		0.0%	9.5%	10.7%	20.0%	18.2%	10.0%	16.7%	4.3%	7.4%	0.0%	0.0%
40-44	21.2%		28.6%	31.0%	46.4%	20.0%	18.2%	20.0%	11.1%	30.4%	14.8%	4.2%	0.0%
45-49	19.8%		14.3%	23.8%	10.7%	35.0%	13.6%	15.0%	0.0%	13.0%	25.9%	33.3%	0.0%
50-54	17.3%		19.0%	21.4%	7.1%	15.0%	13.6%	5.0%	0.0%	13.0%	18.5%	25.0%	66.7%
55-59	9.0%		23.8%	9.5%	0.0%	0.0%	0.0%	0.0%	0.0%	4.3%	7.4%	25.0%	11.1%
60-64	4.7%		14.3%	0.0%	10.7%	0.0%	0.0%	0.0%	0.0%	0.0%	11.1%	8.3%	0.0%
65-69	1.1%		0.0%	2.4%	0.0%	0.0%	4.5%	0.0%	0.0%	0.0%	0.0%	2.1%	0.0%
70-74	0.7%		0.0%	0.0%	0.0%	0.0%	0.0%	0.0%	0.0%	0.0%	3.7%	2.1%	0.0%
>=75	0.7%		0.0%	0.0%	0.0%	0.0%	0.0%	0.0%	0.0%	0.0%	0.0%	0.0%	22.2%
Total # of vehicles	278	21	42	28	20	22	20	18	23	27	48	9	
Average speed	44.6	50.9	46.7	42.8	43.5	39.1	34.1	29.9	40.1	46.8	52.4	59.0	
St. Dev.	10.9	7.0	7.2	9.0	5.9	11.0	10.6	8.7	8.0	11.0	6.3	12.6	
85th percentile	55.0	59.0	54.0	49.9	49.3	49.7	46.0	36.5	48.8	57.3	57.0	75.8	
Min	14.0	40.0	31.0	27.0	33.0	18.0	14.0	14.0	29.0	23.0	41.0	50.0	
Max	81.0	63.0	67.0	64.0	54.0	65.0	50.0	42.0	56.0	74.0	73.0	81.0	
Range	67.0	23.0	36.0	37.0	21.0	47.0	36.0	28.0	27.0	51.0	32.0	31.0	

Vehicle Speed (50-75 FT Vehicles)	Hour												
	Total	19:00-20:00	20:00-21:00	21:00-22:00	22:00-23:00	23:00-00:00	00:00-01:00	01:00-02:00	02:00-03:00	03:00-04:00	04:00-05:00	05:00-06:00	06:00-07:00
MPH													
< 10	0.0%		0.0%	0.0%	0.0%	0.0%	0.0%	0.0%	0.0%	0.0%	0.0%	0.0%	0.0%
10-14	0.0%		0.0%	0.0%	0.0%	0.0%	0.0%	0.0%	0.0%	0.0%	0.0%	0.0%	0.0%
15-19	1.5%		0.0%	0.0%	0.0%	0.0%	11.8%	4.5%	0.0%	0.0%	0.0%	0.0%	0.0%
20-24	8.0%		0.0%	0.0%	0.0%	9.1%	11.8%	22.7%	46.7%	0.0%	0.0%	0.0%	0.0%
25-29	9.5%		0.0%	0.0%	8.3%	4.5%	17.6%	22.7%	26.7%	9.5%	8.7%	0.0%	0.0%
30-34	17.4%		9.1%	9.5%	20.8%	18.2%	23.5%	22.7%	20.0%	42.9%	8.7%	0.0%	0.0%
35-39	14.4%		9.1%	0.0%	12.5%	27.3%	29.4%	18.2%	0.0%	23.8%	17.4%	5.6%	0.0%
40-44	14.9%		18.2%	38.1%	12.5%	31.8%	5.9%	4.5%	0.0%	19.0%	8.7%	5.6%	14.3%
45-49	15.4%		18.2%	23.8%	29.2%	9.1%	0.0%	4.5%	0.0%	4.8%	17.4%	38.9%	28.6%
50-54	13.9%		18.2%	23.8%	8.3%	0.0%	0.0%	0.0%	6.7%	0.0%	34.8%	38.9%	42.9%
55-59	4.0%		27.3%	0.0%	8.3%	0.0%	0.0%	0.0%	0.0%	0.0%	0.0%	11.1%	14.3%
60-64	0.5%		0.0%	0.0%	0.0%	0.0%	0.0%	0.0%	0.0%	0.0%	4.3%	0.0%	0.0%
65-69	0.0%		0.0%	0.0%	0.0%	0.0%	0.0%	0.0%	0.0%	0.0%	0.0%	0.0%	0.0%
70-74	0.0%		0.0%	0.0%	0.0%	0.0%	0.0%	0.0%	0.0%	0.0%	0.0%	0.0%	0.0%
>=75	0.5%		0.0%	4.8%	0.0%	0.0%	0.0%	0.0%	0.0%	0.0%	0.0%	0.0%	0.0%
Total # of vehicles	201	11	21	24	22	17	22	15	21	23	18	7	
Average speed	39.3	47.5	46.3	41.3	37.0	30.9	30.3	26.9	35.7	43.8	49.4	50.6	
St. Dev.	10.4	8.3	9.0	9.0	7.1	7.4	7.3	7.6	5.1	9.2	4.2	4.4	
85th percentile	51.0	56.0	51.0	50.1	43.9	37.6	37.7	31.9	40.0	51.0	53.0	53.4	
Min	18.0	32.0	32.0	25.0	21.0	18.0	19.0	20.0	28.0	26.0	39.0	44.0	
Max	76.0	57.0	76.0	57.0	49.0	44.0	48.0	50.0	48.0	62.0	57.0	57.0	
Range	58.0	25.0	44.0	32.0	28.0	26.0	29.0	30.0	20.0	36.0	18.0	13.0	

Vehicle Speed (+75 FT Vehicles)	Hour												
	Total	19:00-20:00	20:00-21:00	21:00-22:00	22:00-23:00	23:00-00:00	00:00-01:00	01:00-02:00	02:00-03:00	03:00-04:00	04:00-05:00	05:00-06:00	06:00-07:00
MPH													
< 10	0.0%	0.0%	0.0%	0.0%	0.0%	0.0%	0.0%	0.0%	0.0%	0.0%	0.0%	0.0%	0.0%
10-14	0.0%	0.0%	0.0%	0.0%	0.0%	0.0%	0.0%	0.0%	0.0%	0.0%	0.0%	0.0%	0.0%
15-19	0.0%	0.0%	0.0%	0.0%	0.0%	0.0%	0.0%	0.0%	0.0%	0.0%	0.0%	0.0%	0.0%
20-24	2.2%	0.0%	0.0%	0.0%	0.0%	0.0%	0.0%	0.0%	12.0%	0.0%	0.0%	0.0%	0.0%
25-29	6.7%	0.0%	0.0%	0.0%	0.0%	0.0%	0.0%	25.0%	12.0%	20.0%	0.0%	0.0%	0.0%
30-34	11.2%	0.0%	0.0%	18.3%	0.0%	16.7%	8.3%	16.0%	26.7%	21.4%	0.0%	0.0%	0.0%
35-39	25.4%	33.3%	33.3%	33.3%	40.0%	16.7%	41.7%	32.0%	20.0%	17.1%	0.0%	0.0%	0.0%
40-44	16.4%	0.0%	33.3%	20.0%	20.0%	33.3%	25.0%	12.0%	26.7%	17.1%	10.0%	0.0%	0.0%
45-49	12.7%	0.0%	16.7%	6.7%	33.3%	16.7%	0.0%	12.0%	6.7%	14.3%	20.0%	14.3%	0.0%
50-54	12.7%	44.4%	16.7%	20.0%	0.0%	16.7%	0.0%	0.0%	0.0%	14.3%	30.0%	42.9%	0.0%
55-59	6.7%	11.1%	0.0%	0.0%	6.7%	0.0%	0.0%	4.0%	0.0%	21.4%	30.0%	0.0%	0.0%
60-64	5.2%	11.1%	0.0%	6.7%	0.0%	0.0%	0.0%	0.0%	0.0%	7.1%	10.0%	42.9%	0.0%
65-69	0.7%	0.0%	0.0%	0.0%	0.0%	0.0%	0.0%	0.0%	0.0%	7.1%	0.0%	0.0%	0.0%
70-74	0.0%	0.0%	0.0%	0.0%	0.0%	0.0%	0.0%	0.0%	0.0%	0.0%	0.0%	0.0%	0.0%
>=75	0.0%	0.0%	0.0%	0.0%	0.0%	0.0%	0.0%	0.0%	0.0%	0.0%	0.0%	0.0%	0.0%
Total # of vehicles	134	9	6	15	15	6	12	25	15	14	10	7	
Average speed	42.4	49.1	41.7	42.9	42.7	42.7	36.2	35.6	35.9	48.0	53.3	55.1	
St. Dev.	9.7	8.3	6.4	7.9	5.8	7.2	5.3	8.6	6.2	11.7	5.5	5.1	
85th percentile	53.0	55.6	47.5	51.8	47.9	49.3	41.1	44.8	41.9	58.1	58.3	60.1	
Min	21.0	39.0	35.0	33.0	35.0	33.0	29.0	21.0	28.0	30.0	43.0	49.0	
Max	69.0	62.0	52.0	60.0	55.0	53.0	44.0	55.0	48.0	69.0	61.0	61.0	
Range	48.0	23.0	17.0	27.0	20.0	20.0	15.0	34.0	20.0	39.0	18.0	12.0	

Appendix G - Speed Data Summary for I-5 Projects

Day 1 Reference

Vehicle Speed (all vehicles)	Hour						
	Total	00:00-01:00	01:00-02:00	02:00-03:00	03:00-04:00	04:00-05:00	05:00-06:00
MPH							
< 10	0.0%	0.0%	0.0%	0.0%	0.0%	0.0%	0.0%
10-14	0.0%	0.0%	0.0%	0.0%	0.0%	0.0%	0.0%
15-19	0.0%	0.0%	0.0%	0.0%	0.0%	0.0%	0.0%
20-24	0.0%	0.0%	0.0%	0.0%	0.0%	0.0%	0.0%
25-29	0.2%	0.0%	0.0%	0.0%	0.6%	0.8%	0.0%
30-34	0.1%	0.0%	0.0%	0.0%	0.0%	0.4%	0.0%
35-39	0.3%	0.5%	0.8%	0.0%	0.0%	0.4%	0.2%
40-44	1.0%	1.1%	0.0%	1.6%	1.9%	2.0%	0.2%
45-49	4.3%	10.1%	6.0%	9.7%	3.1%	2.4%	1.6%
50-54	9.8%	15.9%	14.3%	20.2%	10.1%	8.6%	4.3%
55-59	17.9%	21.7%	28.6%	16.1%	25.2%	14.7%	13.4%
60-64	22.0%	20.6%	19.5%	21.0%	25.2%	24.5%	21.3%
65-69	16.1%	13.2%	12.0%	12.9%	11.9%	15.1%	20.9%
70-74	11.5%	10.1%	10.5%	4.8%	12.6%	13.1%	13.0%
>=75	16.7%	6.9%	8.3%	13.7%	9.4%	18.0%	25.2%
Total # of vehicles	1343	189	133	124	159	245	493
Average speed	64.4	60.6	61.1	61.1	62.6	64.4	68.1
St. Dev.	10.6	9.7	8.6	10.9	9.7	11.0	10.3
85th percentile	75.0	70.0	71.2	72.6	72.0	76.0	79.0
Min	25.0	35.0	39.0	40.0	28.0	25.0	36.0
Max	104.0	95.0	90.0	93.0	96.0	95.0	104.0
Range	79.0	60.0	51.0	53.0	68.0	70.0	68.0

		Hour						
Vehicle Speed (0-25 FT Vehicles)	Total	00:00-01:00	01:00-02:00	02:00-03:00	03:00-04:00	04:00-05:00	05:00-06:00	
		MPH						
< 10	0.0%	0.0%	0.0%	0.0%	0.0%	0.0%	0.0%	
10-14	0.0%	0.0%	0.0%	0.0%	0.0%	0.0%	0.0%	
15-19	0.0%	0.0%	0.0%	0.0%	0.0%	0.0%	0.0%	
20-24	0.0%	0.0%	0.0%	0.0%	0.0%	0.0%	0.0%	
25-29	0.4%	0.0%	0.0%	0.0%	1.4%	1.6%	0.0%	
30-34	0.1%	0.0%	0.0%	0.0%	0.0%	0.8%	0.0%	
35-39	0.3%	1.1%	0.0%	0.0%	0.0%	0.0%	0.3%	
40-44	1.4%	1.1%	0.0%	3.5%	1.4%	4.0%	0.3%	
45-49	3.0%	8.9%	3.2%	8.8%	1.4%	1.6%	1.3%	
50-54	4.4%	5.6%	3.2%	14.0%	7.1%	2.4%	2.8%	
55-59	9.0%	7.8%	15.9%	10.5%	12.9%	7.3%	7.5%	
60-64	19.3%	23.3%	25.4%	15.8%	15.7%	21.0%	17.8%	
65-69	21.8%	23.3%	15.9%	17.5%	21.4%	14.5%	26.3%	
70-74	17.3%	16.7%	20.6%	10.5%	20.0%	20.2%	16.3%	
>=75	22.9%	12.2%	15.9%	19.3%	18.6%	26.6%	27.5%	
Total # of vehicles	724	90	63	57	70	124	320	
Average speed	67.3	64.7	65.7	62.9	66.7	67.1	69	
St. Dev.	10.5	10.5	7.7	11.4	11.6	12.1	9	
85th percentile	77.0	73.0	74.7	75.6	77.3	77.0	78	
Min	25.0	35.0	47.0	40.0	28.0	25.0	36.0	
Max	104.0	95.0	79.0	83.0	96.0	95.0	104.0	
Range	79.0	60.0	32.0	43.0	68.0	70.0	68.0	
		Hour						
Vehicle Speed (25-50 FT Vehicles)	Total	00:00-01:00	01:00-02:00	02:00-03:00	03:00-04:00	04:00-05:00	05:00-06:00	
		MPH						
< 10	0.0%	0.0%	0.0%	0.0%	0.0%	0.0%	0.0%	
10-14	0.0%	0.0%	0.0%	0.0%	0.0%	0.0%	0.0%	
15-19	0.0%	0.0%	0.0%	0.0%	0.0%	0.0%	0.0%	
20-24	0.0%	0.0%	0.0%	0.0%	0.0%	0.0%	0.0%	
25-29	0.0%	0.0%	0.0%	0.0%	0.0%	0.0%	0.0%	
30-34	0.0%	0.0%	0.0%	0.0%	0.0%	0.0%	0.0%	
35-39	0.5%	0.0%	2.6%	0.0%	0.0%	1.3%	0.0%	
40-44	0.5%	1.9%	0.0%	0.0%	1.9%	0.0%	0.0%	
45-49	6.2%	15.1%	5.1%	11.4%	5.8%	2.6%	2.8%	
50-54	14.2%	18.9%	17.9%	18.2%	19.2%	13.2%	7.3%	
55-59	25.5%	34.0%	35.9%	22.7%	34.6%	18.4%	19.3%	
60-64	24.9%	20.8%	17.9%	27.3%	26.9%	30.3%	23.9%	
65-69	10.2%	1.9%	15.4%	11.4%	1.9%	17.1%	11.0%	
70-74	5.9%	5.7%	2.6%	0.0%	7.7%	5.3%	9.2%	
>=75	12.1%	1.9%	2.6%	9.1%	1.9%	11.8%	26.6%	
Total # of vehicles	373	53	39	44	52	76	109	
Average speed	62.1	56.7	58.9	60.2	58.6	62.5	67.9	
St. Dev.	10.8	7.8	8.4	10.4	6.6	9.6	12.8	
85th percentile	72.0	62.0	66.3	66.6	63.0	70.8	83.8	
Min	36.0	40.0	39.0	45.0	44.0	36.0	45.0	
Max	102.0	88.0	90.0	93.0	75.0	93.0	102.0	
Range	66.0	48.0	51.0	48.0	31.0	57.0	57.0	

Vehicle Speed (50-75 FT Vehicles)	Hour						
	Total	00:00-01:00	01:00-02:00	02:00-03:00	03:00-04:00	04:00-05:00	05:00-06:00
MPH							
< 10	0.0%	0.0%	0.0%	0.0%	0.0%	0.0%	0.0%
10-14	0.0%	0.0%	0.0%	0.0%	0.0%	0.0%	0.0%
15-19	0.0%	0.0%	0.0%	0.0%	0.0%	0.0%	0.0%
20-24	0.0%	0.0%	0.0%	0.0%	0.0%	0.0%	0.0%
25-29	0.0%	0.0%	0.0%	0.0%	0.0%	0.0%	0.0%
30-34	0.0%	0.0%	0.0%	0.0%	0.0%	0.0%	0.0%
35-39	0.0%	0.0%	0.0%	0.0%	0.0%	0.0%	0.0%
40-44	0.6%	0.0%	0.0%	0.0%	5.3%	0.0%	0.0%
45-49	7.1%	8.3%	9.5%	12.5%	5.3%	7.4%	2.8%
50-54	27.7%	38.9%	38.1%	56.3%	5.3%	25.9%	11.1%
55-59	34.2%	30.6%	52.4%	0.0%	42.1%	33.3%	38.9%
60-64	20.6%	13.9%	0.0%	18.8%	36.8%	22.2%	30.6%
65-69	5.8%	8.3%	0.0%	6.3%	5.3%	7.4%	5.6%
70-74	0.0%	0.0%	0.0%	0.0%	0.0%	0.0%	0.0%
>=75	3.9%	0.0%	0.0%	6.3%	0.0%	3.7%	11.1%
Total # of vehicles	155	36	21	16	19	27	36
Average speed	57.4	55.9	53.8	56.5	58.2	57.4	60.8
St. Dev.	6.9	5.5	3.2	10.4	5.8	6.2	7.8
85th percentile	63.0	62.3	57.0	61.8	64.0	62.2	66.3
Min	42.0	45.0	47.0	47.0	42.0	47.0	47.0
Max	89.0	67.0	58.0	89.0	65.0	77.0	88.0
Range	47.0	22.0	11.0	42.0	23.0	30.0	41.0

Vehicle Speed (+75 FT Vehicles)	Hour						
	Total	00:00-01:00	01:00-02:00	02:00-03:00	03:00-04:00	04:00-05:00	05:00-06:00
MPH							
< 10	0.0%	0.0%	0.0%	0.0%	0.0%	0.0%	0.0%
10-14	0.0%	0.0%	0.0%	0.0%	0.0%	0.0%	0.0%
15-19	0.0%	0.0%	0.0%	0.0%	0.0%	0.0%	0.0%
20-24	0.0%	0.0%	0.0%	0.0%	0.0%	0.0%	0.0%
25-29	0.0%	0.0%	0.0%	0.0%	0.0%	0.0%	0.0%
30-34	0.0%	0.0%	0.0%	0.0%	0.0%	0.0%	0.0%
35-39	0.0%	0.0%	0.0%	0.0%	0.0%	0.0%	0.0%
40-44	0.0%	0.0%	0.0%	0.0%	0.0%	0.0%	0.0%
45-49	2.2%	0.0%	20.0%	0.0%	0.0%	0.0%	0.0%
50-54	4.4%	10.0%	20.0%	0.0%	0.0%	5.6%	0.0%
55-59	30.8%	50.0%	30.0%	57.1%	27.8%	22.2%	25.0%
60-64	34.1%	20.0%	30.0%	28.6%	44.4%	27.8%	39.3%
65-69	12.1%	0.0%	0.0%	0.0%	11.1%	22.2%	17.9%
70-74	8.8%	10.0%	0.0%	0.0%	11.1%	16.7%	7.1%
>=75	7.7%	10.0%	0.0%	14.3%	5.6%	5.6%	10.7%
Total # of vehicles	91	10	10	7	18	18	28
Average speed	62.5	61.5	55.5	61.9	63.0	63.4	64.5
St. Dev.	7.6	9.1	5.1	9.2	5.4	7.9	7.4
85th percentile	70.0	66.9	60.7	64.0	67.7	72.0	70.0
Min	48.0	53.0	48.0	55.0	56.0	51.0	56.0
Max	84.0	84.0	63.0	82.0	75.0	81.0	84.0
Range	36.0	31.0	15.0	27.0	19.0	30.0	28.0

Day 1 End of Taper

Vehicle Speed (all vehicles)	Hour						
	Total	00:00-01:00	01:00-02:00	02:00-03:00	03:00-04:00	04:00-05:00	05:00-06:00
MPH							
< 10	0.0%	0.0%	0.0%	0.0%	0.0%	0.0%	0.0%
10-14	0.0%	0.0%	0.0%	0.0%	0.0%	0.0%	0.0%
15-19	0.0%	0.0%	0.0%	0.0%	0.0%	0.0%	0.0%
20-24	0.1%	0.5%	0.0%	0.0%	0.0%	0.0%	0.0%
25-29	0.1%	0.0%	0.7%	0.0%	0.0%	0.0%	0.0%
30-34	0.1%	0.0%	0.7%	0.0%	0.0%	0.0%	0.0%
35-39	0.7%	1.5%	0.7%	0.0%	1.9%	0.4%	0.2%
40-44	2.2%	3.0%	6.0%	2.3%	1.2%	0.8%	1.6%
45-49	9.6%	17.3%	7.3%	10.2%	10.6%	13.0%	5.1%
50-54	21.0%	29.4%	21.3%	24.2%	26.1%	22.7%	14.2%
55-59	23.0%	20.3%	23.3%	26.6%	23.0%	25.1%	22.0%
60-64	19.4%	13.2%	24.0%	17.2%	13.0%	17.8%	24.1%
65-69	13.4%	8.6%	10.0%	13.3%	13.7%	12.1%	16.9%
70-74	6.4%	5.1%	2.0%	3.9%	6.8%	5.7%	9.3%
>=75	4.0%	1.0%	4.0%	2.3%	3.7%	2.4%	6.6%
Total # of vehicles	1369	197	150	128	161	247	486
Average speed	58.6	55.5	57.2	57.8	57.9	57.8	61.2
St. Dev.	8.5	8.3	8.7	7.7	8.6	7.7	8.3
85th percentile	67.0	64.0	65.0	65.0	66.0	66.0	70.0
Min	23.0	23.0	25.0	40.0	36.0	39.0	39.0
Max	92.0	81.0	87.0	82.0	83.0	82.0	92.0
Range	69.0	58.0	62.0	42.0	47.0	43.0	53.0

Vehicle Speed (0-25 FT Vehicles)	Hour						
	Total	00:00-01:00	01:00-02:00	02:00-03:00	03:00-04:00	04:00-05:00	05:00-06:00
MPH							
< 10	0.0%	0.0%	0.0%	0.0%	0.0%	0.0%	0.0%
10-14	0.0%	0.0%	0.0%	0.0%	0.0%	0.0%	0.0%
15-19	0.0%	0.0%	0.0%	0.0%	0.0%	0.0%	0.0%
20-24	0.0%	0.0%	0.0%	0.0%	0.0%	0.0%	0.0%
25-29	0.1%	0.0%	1.3%	0.0%	0.0%	0.0%	0.0%
30-34	0.1%	0.0%	1.3%	0.0%	0.0%	0.0%	0.0%
35-39	0.8%	2.1%	0.0%	0.0%	2.6%	0.8%	0.3%
40-44	2.1%	4.3%	6.6%	3.2%	1.3%	0.0%	1.2%
45-49	5.8%	9.6%	1.3%	6.3%	6.4%	9.0%	4.3%
50-54	10.9%	19.1%	11.8%	7.9%	12.8%	10.5%	8.6%
55-59	17.8%	17.0%	13.2%	25.4%	10.3%	21.1%	18.0%
60-64	25.6%	22.3%	36.8%	23.8%	23.1%	24.1%	25.4%
65-69	20.1%	13.8%	18.4%	20.6%	21.8%	20.3%	21.7%
70-74	10.4%	9.6%	3.9%	7.9%	14.1%	9.8%	11.9%
>=75	6.4%	2.1%	5.3%	4.8%	7.7%	4.5%	8.6%
Total # of vehicles	771	94	76	63	78	133	327
Average speed	61.5	58.7	59.8	60.9	62.2	60.9	63
St. Dev.	8.7	8.9	9.3	8.6	9.6	8.0	8
85th percentile	70.0	68.0	66.0	68.7	73.0	69.0	71
Min	25.0	38.0	25.0	40.0	36.0	39.0	39.0
Max	88.0	81.0	76.0	82.0	83.0	82.0	88.0
Range	63.0	43.0	51.0	42.0	47.0	43.0	49.0

Vehicle Speed (25-50 FT Vehicles)	Hour						
	Total	00:00-01:00	01:00-02:00	02:00-03:00	03:00-04:00	04:00-05:00	05:00-06:00
MPH							
< 10	0.0%	0.0%	0.0%	0.0%	0.0%	0.0%	0.0%
10-14	0.0%	0.0%	0.0%	0.0%	0.0%	0.0%	0.0%
15-19	0.0%	0.0%	0.0%	0.0%	0.0%	0.0%	0.0%
20-24	0.3%	1.9%	0.0%	0.0%	0.0%	0.0%	0.0%
25-29	0.0%	0.0%	0.0%	0.0%	0.0%	0.0%	0.0%
30-34	0.0%	0.0%	0.0%	0.0%	0.0%	0.0%	0.0%
35-39	0.3%	0.0%	0.0%	0.0%	1.9%	0.0%	0.0%
40-44	2.0%	0.0%	2.5%	2.3%	1.9%	1.5%	3.0%
45-49	13.5%	20.4%	15.0%	16.3%	17.0%	13.8%	6.0%
50-54	33.5%	38.9%	22.5%	39.5%	35.8%	40.0%	27.0%
55-59	29.0%	24.1%	35.0%	30.2%	34.0%	29.2%	26.0%
60-64	14.4%	7.4%	20.0%	9.3%	1.9%	12.3%	26.0%
65-69	4.5%	5.6%	2.5%	2.3%	7.5%	1.5%	6.0%
70-74	1.7%	1.9%	0.0%	0.0%	0.0%	1.5%	4.0%
>=75	0.8%	0.0%	2.5%	0.0%	0.0%	0.0%	2.0%
Total # of vehicles	355	54	40	43	53	65	100
Average speed	55.2	53.7	55.9	53.9	53.9	54.4	57.6
St. Dev.	6.5	7.3	7.2	5.0	5.6	5.3	6.9
85th percentile	61.0	59.1	61.0	58.7	59.0	59.4	64.0
Min	23.0	23.0	44.0	43.0	39.0	42.0	41.0
Max	87.0	70.0	87.0	66.0	69.0	73.0	79.0
Range	64.0	47.0	43.0	23.0	30.0	31.0	38.0

Vehicle Speed (50-75 FT Vehicles)	Hour						
	Total	00:00-01:00	01:00-02:00	02:00-03:00	03:00-04:00	04:00-05:00	05:00-06:00
MPH							
< 10	0.0%	0.0%	0.0%	0.0%	0.0%	0.0%	0.0%
10-14	0.0%	0.0%	0.0%	0.0%	0.0%	0.0%	0.0%
15-19	0.0%	0.0%	0.0%	0.0%	0.0%	0.0%	0.0%
20-24	0.0%	0.0%	0.0%	0.0%	0.0%	0.0%	0.0%
25-29	0.0%	0.0%	0.0%	0.0%	0.0%	0.0%	0.0%
30-34	0.0%	0.0%	0.0%	0.0%	0.0%	0.0%	0.0%
35-39	1.2%	2.6%	4.2%	0.0%	0.0%	0.0%	0.0%
40-44	3.5%	5.3%	2.5%	0.0%	0.0%	0.0%	2.5%
45-49	20.9%	31.6%	12.5%	16.7%	15.0%	28.9%	12.5%
50-54	34.3%	31.6%	45.8%	41.7%	45.0%	31.6%	25.0%
55-59	27.9%	23.7%	25.0%	25.0%	30.0%	26.3%	35.0%
60-64	7.0%	2.6%	0.0%	8.3%	5.0%	7.9%	15.0%
65-69	4.1%	2.6%	0.0%	8.3%	5.0%	5.3%	5.0%
70-74	0.6%	0.0%	0.0%	0.0%	0.0%	0.0%	2.5%
>=75	0.6%	0.0%	0.0%	0.0%	0.0%	0.0%	2.5%
Total # of vehicles	172	38	24	12	20	38	40
Average speed	53.4	50.9	51.2	54.8	53.4	53.5	56.5
St. Dev.	6.0	5.5	5.1	5.6	4.3	5.3	7.0
85th percentile	58.0	55.5	56.0	58.1	56.0	57.5	62.0
Min	36.0	36.0	38.0	48.0	45.0	45.0	43.0
Max	79.0	65.0	58.0	69.0	65.0	68.0	79.0
Range	43.0	29.0	20.0	21.0	20.0	23.0	36.0

Vehicle Speed (+75 FT Vehicles)	Hour						
	Total	00:00-01:00	01:00-02:00	02:00-03:00	03:00-04:00	04:00-05:00	05:00-06:00
MPH							
< 10	0.0%	0.0%	0.0%	0.0%	0.0%	0.0%	0.0%
10-14	0.0%	0.0%	0.0%	0.0%	0.0%	0.0%	0.0%
15-19	0.0%	0.0%	0.0%	0.0%	0.0%	0.0%	0.0%
20-24	0.0%	0.0%	0.0%	0.0%	0.0%	0.0%	0.0%
25-29	0.0%	0.0%	0.0%	0.0%	0.0%	0.0%	0.0%
30-34	0.0%	0.0%	0.0%	0.0%	0.0%	0.0%	0.0%
35-39	0.0%	0.0%	0.0%	0.0%	0.0%	0.0%	0.0%
40-44	1.4%	0.0%	0.0%	0.0%	0.0%	9.1%	0.0%
45-49	4.2%	18.2%	10.0%	0.0%	0.0%	0.0%	0.0%
50-54	36.6%	63.6%	30.0%	40.0%	40.0%	36.4%	21.1%
55-59	38.0%	18.2%	50.0%	20.0%	50.0%	45.5%	42.1%
60-64	8.5%	0.0%	0.0%	20.0%	10.0%	9.1%	10.5%
65-69	7.0%	0.0%	0.0%	20.0%	0.0%	0.0%	15.8%
70-74	1.4%	0.0%	0.0%	0.0%	0.0%	0.0%	5.3%
>=75	2.8%	0.0%	10.0%	0.0%	0.0%	0.0%	5.3%
Total # of vehicles	71	11	10	10	10	11	19
Average speed	56.7	52.3	56.7	58.2	55.3	54.4	60.7
St. Dev.	7.0	3.5	7.6	5.1	3.2	4.9	9.3
85th percentile	61.0	55.0	59.0	64.0	58.3	58.5	65.0
Min	44.0	45.0	49.0	50.0	51.0	44.0	52.0
Max	92.0	58.0	76.0	65.0	61.0	61.0	92.0
Range	48.0	13.0	27.0	15.0	10.0	17.0	40.0

Day 1 2nd WZ

Vehicle Speed (all vehicles)	Hour						
	Total	00:00-01:00	01:00-02:00	02:00-03:00	03:00-04:00	04:00-05:00	05:00-06:00
MPH							
< 10	0.2%	0.0%	0.0%	0.9%	0.9%	0.0%	0.0%
10-14	1.3%	0.0%	1.1%	4.6%	5.5%	0.0%	0.0%
15-19	1.6%	0.0%	2.2%	4.6%	5.5%	0.6%	0.0%
20-24	1.9%	0.0%	6.5%	3.7%	2.7%	1.8%	0.4%
25-29	3.4%	2.0%	5.4%	17.4%	1.8%	0.6%	0.0%
30-34	6.3%	3.3%	16.1%	15.6%	11.8%	0.6%	2.0%
35-39	6.7%	6.0%	14.0%	10.1%	12.7%	5.3%	1.6%
40-44	10.4%	10.6%	12.9%	17.4%	22.7%	8.8%	2.3%
45-49	13.7%	19.9%	14.0%	9.2%	11.8%	23.4%	6.3%
50-54	13.4%	19.2%	6.5%	4.6%	6.4%	21.1%	14.1%
55-59	11.6%	17.2%	8.6%	5.5%	6.4%	12.9%	13.3%
60-64	11.7%	11.3%	7.5%	2.8%	5.5%	7.6%	22.7%
65-69	5.4%	6.0%	2.2%	0.0%	1.8%	5.8%	9.8%
70-74	4.8%	2.6%	1.1%	1.8%	1.8%	7.0%	8.6%
>=75	7.5%	2.0%	2.2%	1.8%	2.7%	4.7%	19.1%
Total # of vehicles	890	151	93	109	110	171	256
Average speed	51.2	51.9	42.7	37.2	41.4	53.2	62.8
St. Dev.	15.8	10.7	14.1	14.0	15.3	11.9	13.1
85th percentile	67.0	62.0	58.2	50.0	56.7	67.0	77.0
Min	8.0	26.0	13.0	8.0	8.0	19.0	21.0
Max	94.0	85.0	82.0	75.0	76.0	82.0	94.0
Range	86.0	59.0	69.0	67.0	68.0	63.0	73.0

Vehicle Speed (0-25 FT Vehicles)	Hour						
	Total	00:00-01:00	01:00-02:00	02:00-03:00	03:00-04:00	04:00-05:00	05:00-06:00
MPH							
< 10	0.5%	0.0%	0.0%	1.7%	1.9%	0.0%	0.0%
10-14	1.9%	0.0%	1.9%	5.2%	7.7%	0.0%	0.0%
15-19	3.1%	0.0%	3.8%	6.9%	11.5%	1.2%	0.0%
20-24	2.6%	0.0%	9.6%	3.4%	0.0%	3.6%	0.9%
25-29	4.3%	2.9%	7.7%	17.2%	1.9%	1.2%	0.0%
30-34	7.1%	4.4%	17.3%	17.2%	9.6%	0.0%	2.7%
35-39	9.2%	5.9%	13.5%	12.1%	21.2%	8.4%	2.7%
40-44	10.4%	7.4%	9.6%	17.2%	25.0%	7.2%	4.5%
45-49	14.9%	17.6%	15.4%	8.6%	9.6%	28.9%	8.2%
50-54	9.9%	13.2%	7.7%	3.4%	0.0%	18.1%	10.9%
55-59	8.5%	22.1%	3.8%	1.7%	1.9%	9.6%	8.2%
60-64	11.8%	13.2%	7.7%	3.4%	5.8%	6.0%	24.5%
65-69	4.5%	7.4%	1.9%	0.0%	0.0%	3.6%	9.1%
70-74	3.3%	4.4%	0.0%	0.0%	0.0%	6.0%	5.5%
>=75	8.0%	1.5%	0.0%	1.7%	3.8%	6.0%	22.7%
Total # of vehicles	423	68	52	58	52	83	110
Average speed	48.9	52.8	39.2	34.8	37.1	51.4	62
St. Dev.	17.2	11.6	13.6	13.1	15.6	13.2	15
85th percentile	65.0	63.0	53.4	45.5	49.0	64.7	79
Min	8.0	27.0	13.0	8.0	8.0	19.0	21.0
Max	94.0	85.0	69.0	75.0	76.0	82.0	94.0
Range	86.0	58.0	56.0	67.0	68.0	63.0	73.0

Vehicle Speed (25-50 FT Vehicles)	Hour						
	Total	00:00-01:00	01:00-02:00	02:00-03:00	03:00-04:00	04:00-05:00	05:00-06:00
MPH							
< 10	0.0%	0.0%	0.0%	0.0%	0.0%	0.0%	0.0%
10-14	1.6%	0.0%	0.0%	9.5%	6.3%	0.0%	0.0%
15-19	0.4%	0.0%	0.0%	4.8%	0.0%	0.0%	0.0%
20-24	1.2%	0.0%	0.0%	9.5%	3.1%	0.0%	0.0%
25-29	2.0%	2.2%	5.0%	14.3%	0.0%	0.0%	0.0%
30-34	4.8%	2.2%	10.0%	14.3%	15.6%	0.0%	1.2%
35-39	3.2%	2.2%	20.0%	0.0%	6.3%	0.0%	1.2%
40-44	11.9%	15.2%	20.0%	19.0%	18.8%	16.0%	1.2%
45-49	12.3%	17.4%	20.0%	9.5%	9.4%	18.0%	6.0%
50-54	18.3%	30.4%	0.0%	9.5%	15.6%	24.0%	15.7%
55-59	15.5%	13.0%	15.0%	9.5%	9.4%	14.0%	21.7%
60-64	11.1%	10.9%	10.0%	0.0%	3.1%	10.0%	18.1%
65-69	7.5%	6.5%	0.0%	0.0%	6.3%	10.0%	10.8%
70-74	3.6%	0.0%	0.0%	0.0%	3.1%	6.0%	6.0%
>=75	6.7%	0.0%	0.0%	0.0%	3.1%	2.0%	18.1%
Total # of vehicles	252	46	20	21	32	50	83
Average speed	52.9	51.0	44.7	35.1	45.7	54.3	62.3
St. Dev.	14.0	8.7	9.9	13.7	15.5	9.7	11.5
85th percentile	66.0	60.3	57.3	50.0	60.1	66.7	75.0
Min	10.0	26.0	29.0	14.0	10.0	40.0	31.0
Max	92.0	68.0	62.0	58.0	76.0	78.0	92.0
Range	82.0	42.0	33.0	44.0	66.0	38.0	61.0

Vehicle Speed (50-75 FT Vehicles)	Hour						
	Total	00:00-01:00	01:00-02:00	02:00-03:00	03:00-04:00	04:00-05:00	05:00-06:00
MPH							
< 10	0.0%	0.0%	0.0%	0.0%	0.0%	0.0%	0.0%
10-14	0.0%	0.0%	0.0%	0.0%	0.0%	0.0%	0.0%
15-19	0.0%	0.0%	0.0%	0.0%	0.0%	0.0%	0.0%
20-24	3.1%	0.0%	14.3%	0.0%	15.4%	0.0%	0.0%
25-29	6.2%	0.0%	0.0%	31.3%	7.7%	0.0%	0.0%
30-34	8.2%	5.3%	28.6%	18.8%	15.4%	0.0%	0.0%
35-39	9.3%	21.1%	14.3%	6.3%	7.7%	11.1%	0.0%
40-44	5.2%	5.3%	14.3%	6.3%	7.7%	5.6%	0.0%
45-49	14.4%	36.8%	0.0%	6.3%	23.1%	11.1%	4.2%
50-54	15.5%	15.8%	0.0%	0.0%	0.0%	33.3%	25.0%
55-59	16.5%	5.3%	14.3%	12.5%	15.4%	27.8%	20.8%
60-64	8.2%	5.3%	14.3%	6.3%	7.7%	0.0%	16.7%
65-69	2.1%	0.0%	0.0%	0.0%	0.0%	0.0%	8.3%
70-74	8.2%	0.0%	0.0%	12.5%	0.0%	11.1%	16.7%
>=75	3.1%	5.3%	0.0%	0.0%	0.0%	0.0%	8.3%
Total # of vehicles	97	19	7	16	13	18	24
Average speed	49.9	48.1	40.7	42.8	40.5	52.6	61.9
St. Dev.	14.2	10.8	13.8	16.7	12.8	9.4	9.8
85th percentile	63.0	54.3	55.7	59.8	55.4	57.9	71.0
Min	22.0	32.0	22.0	25.0	22.0	39.0	48.0
Max	91.0	81.0	62.0	74.0	61.0	74.0	91.0
Range	69.0	49.0	40.0	49.0	39.0	35.0	43.0

Vehicle Speed (+75 FT Vehicles)	Hour						
	Total	00:00-01:00	01:00-02:00	02:00-03:00	03:00-04:00	04:00-05:00	05:00-06:00
MPH							
< 10	0.0%	0.0%	0.0%	0.0%	0.0%	0.0%	0.0%
10-14	0.0%	0.0%	0.0%	0.0%	0.0%	0.0%	0.0%
15-19	0.0%	0.0%	0.0%	0.0%	0.0%	0.0%	0.0%
20-24	0.0%	0.0%	0.0%	0.0%	0.0%	0.0%	0.0%
25-29	0.8%	0.0%	0.0%	7.1%	0.0%	0.0%	0.0%
30-34	5.1%	0.0%	14.3%	7.1%	7.7%	5.0%	2.6%
35-39	3.4%	0.0%	7.1%	21.4%	0.0%	0.0%	0.0%
40-44	11.9%	16.7%	14.3%	28.6%	38.5%	0.0%	0.0%
45-49	11.9%	16.7%	7.1%	14.3%	15.4%	25.0%	2.6%
50-54	13.6%	16.7%	14.3%	7.1%	15.4%	15.0%	12.8%
55-59	10.2%	22.2%	14.3%	7.1%	7.7%	10.0%	5.1%
60-64	15.3%	11.1%	0.0%	0.0%	7.7%	15.0%	30.8%
65-69	6.8%	5.6%	7.1%	0.0%	0.0%	10.0%	10.3%
70-74	10.2%	5.6%	7.1%	0.0%	7.7%	10.0%	17.9%
>=75	11.0%	5.6%	14.3%	7.1%	0.0%	10.0%	17.9%
Total # of vehicles	118	18	14	14	13	20	39
Average speed	56.8	54.8	54.0	44.3	48.8	58.3	65.2
St. Dev.	14.2	11.2	16.3	11.6	10.9	12.5	12.3
85th percentile	72.5	64.8	71.4	50.4	59.4	71.5	77.3
Min	27.0	40.0	31.0	27.0	32.0	34.0	30.0
Max	89.0	79.0	82.0	75.0	73.0	81.0	89.0
Range	62.0	39.0	51.0	48.0	41.0	47.0	59.0

Day 2 Reference

Vehicle Speed (all vehicles)	Hour										
	Total	19:00-20:00	20:00-21:00	21:00-22:00	22:00-23:00	23:00-00:00	00:00-01:00	01:00-02:00	02:00-03:00	03:00-04:00	04:00-05:00
MPH											
< 10	0.0%	0.0%	0.0%	0.0%	0.0%	0.0%	0.0%	0.0%	0.0%	0.0%	0.0%
10-14	0.0%	0.0%	0.0%	0.0%	0.0%	0.0%	0.0%	0.0%	0.0%	0.0%	0.0%
15-19	0.0%	0.0%	0.0%	0.0%	0.0%	0.0%	0.0%	0.0%	0.0%	0.0%	0.0%
20-24	0.0%	0.0%	0.0%	0.0%	0.0%	0.0%	0.0%	0.0%	0.0%	0.0%	0.0%
25-29	0.0%	0.0%	0.2%	0.0%	0.0%	0.0%	0.0%	0.0%	0.0%	0.0%	0.0%
30-34	0.2%	0.1%	0.3%	0.4%	0.0%	0.0%	0.0%	0.0%	0.0%	0.0%	0.0%
35-39	0.8%	1.2%	1.0%	1.0%	0.3%	1.3%	0.6%	0.0%	0.0%	0.0%	0.5%
40-44	1.1%	0.9%	1.6%	1.8%	0.3%	1.3%	0.6%	1.0%	0.0%	1.3%	1.4%
45-49	1.2%	1.7%	1.0%	1.2%	0.8%	1.7%	1.8%	1.0%	0.0%	1.9%	0.5%
50-54	2.6%	2.8%	1.1%	2.0%	3.0%	1.7%	4.2%	1.0%	3.5%	5.6%	4.2%
55-59	4.5%	4.5%	4.2%	5.5%	4.4%	3.5%	3.6%	1.9%	6.3%	8.8%	1.4%
60-64	7.6%	8.2%	8.9%	9.6%	6.3%	9.1%	4.8%	5.7%	2.1%	6.3%	5.1%
65-69	17.6%	21.0%	18.7%	22.0%	17.3%	23.9%	19.3%	6.7%	8.4%	5.0%	5.6%
70-74	17.6%	18.6%	19.6%	16.7%	17.6%	13.5%	23.5%	13.3%	8.4%	13.8%	22.0%
>=75	46.7%	41.0%	43.3%	39.8%	50.0%	43.9%	41.6%	69.5%	71.3%	57.5%	59.3%
Total # of vehicles	3282	776	616	508	364	230	166	105	143	160	214
Average speed	74.7	72.9	73.5	72.8	76.2	74.0	75.7	81.1	80.8	75.9	78.9
St. Dev.	13.4	12.6	12.7	13.2	12.9	13.7	14.2	13.6	14.5	14.8	14.3
85th percentile	90.0	86.0	88.0	88.0	91.0	89.7	92.3	97.4	97.7	92.2	95.0
Min	27.0	34.0	27.0	33.0	38.0	35.0	36.0	43.0	50.0	40.0	39.0
Max	111.0	106.0	107.0	104.0	106.0	105.0	106.0	110.0	110.0	111.0	110.0
Range	84.0	72.0	80.0	71.0	68.0	70.0	70.0	67.0	60.0	71.0	71.0

Vehicle Speed (0-25 FT Vehicles)	Hour										
	Total	19:00-20:00	20:00-21:00	21:00-22:00	22:00-23:00	23:00-00:00	00:00-01:00	01:00-02:00	02:00-03:00	03:00-04:00	04:00-05:00
MPH											
< 10	0.0%	0.0%	0.0%	0.0%	0.0%	0.0%	0.0%	0.0%	0.0%	0.0%	0.0%
10-14	0.0%	0.0%	0.0%	0.0%	0.0%	0.0%	0.0%	0.0%	0.0%	0.0%	0.0%
15-19	0.0%	0.0%	0.0%	0.0%	0.0%	0.0%	0.0%	0.0%	0.0%	0.0%	0.0%
20-24	0.0%	0.0%	0.0%	0.0%	0.0%	0.0%	0.0%	0.0%	0.0%	0.0%	0.0%
25-29	0.1%	0.0%	0.3%	0.0%	0.0%	0.0%	0.0%	0.0%	0.0%	0.0%	0.0%
30-34	0.1%	0.0%	0.3%	0.0%	0.0%	0.0%	0.0%	0.0%	0.0%	0.0%	0.0%
35-39	1.1%	0.9%	1.6%	1.0%	0.6%	2.5%	1.8%	0.0%	0.0%	0.0%	1.2%
40-44	1.4%	0.4%	1.3%	2.6%	0.6%	2.5%	1.8%	2.8%	0.0%	3.1%	2.4%
45-49	1.5%	1.6%	0.8%	1.3%	1.7%	3.3%	3.5%	2.8%	0.0%	1.6%	1.2%
50-54	3.1%	3.3%	1.9%	2.9%	3.4%	2.5%	5.3%	2.8%	1.7%	6.3%	6.0%
55-59	4.5%	4.9%	3.4%	5.8%	4.5%	2.5%	5.3%	2.8%	6.7%	6.3%	2.4%
60-64	9.3%	8.9%	10.3%	9.6%	8.9%	10.8%	10.5%	8.3%	5.0%	7.8%	7.2%
65-69	19.0%	21.5%	19.6%	23.2%	16.8%	25.0%	12.3%	8.3%	10.0%	7.8%	8.4%
70-74	20.5%	21.5%	21.7%	21.2%	21.2%	16.7%	29.8%	11.1%	11.7%	14.1%	19.3%
>=75	39.5%	37.0%	38.9%	32.5%	42.5%	34.2%	29.8%	61.1%	65.0%	53.1%	51.8%
Total # of vehicles	1739	451	378	311	179	120	57	36	60	64	83
Average speed	72.4	71.8	72.0	70.9	73.5	71.1	71.6	76.1	80.0	73.4	74.8
St. Dev.	12.4	11.2	11.9	12.0	12.3	14.3	14.5	14.0	14.0	14.0	14.2
85th percentile	85.0	81.0	84.0	82.0	86.0	85.3	89.0	86.8	94.8	86.0	88.7
Min	27.0	36.0	27.0	36.0	38.0	35.0	36.0	43.0	54.0	40.0	39.0
Max	110.0	103.0	102.0	103.0	103.0	103.0	101.0	106.0	110.0	106.0	104.0
Range	83.0	67.0	75.0	67.0	65.0	68.0	65.0	63.0	56.0	66.0	65.0

Vehicle Speed (25-50 FT Vehicles)	Hour										
	Total	19:00-20:00	20:00-21:00	21:00-22:00	22:00-23:00	23:00-00:00	00:00-01:00	01:00-02:00	02:00-03:00	03:00-04:00	04:00-05:00
MPH											
< 10	0.0%	0.0%	0.0%	0.0%	0.0%	0.0%	0.0%	0.0%	0.0%	0.0%	0.0%
10-14	0.0%	0.0%	0.0%	0.0%	0.0%	0.0%	0.0%	0.0%	0.0%	0.0%	0.0%
15-19	0.0%	0.0%	0.0%	0.0%	0.0%	0.0%	0.0%	0.0%	0.0%	0.0%	0.0%
20-24	0.0%	0.0%	0.0%	0.0%	0.0%	0.0%	0.0%	0.0%	0.0%	0.0%	0.0%
25-29	0.0%	0.0%	0.0%	0.0%	0.0%	0.0%	0.0%	0.0%	0.0%	0.0%	0.0%
30-34	0.4%	0.6%	0.7%	1.0%	0.0%	0.0%	0.0%	0.0%	0.0%	0.0%	0.0%
35-39	0.5%	1.7%	0.0%	1.0%	0.0%	0.0%	0.0%	0.0%	0.0%	0.0%	0.0%
40-44	0.9%	0.6%	2.8%	1.0%	0.0%	0.0%	0.0%	0.0%	0.0%	0.0%	1.7%
45-49	0.9%	1.7%	0.7%	1.0%	0.0%	0.0%	1.8%	0.0%	0.0%	2.3%	0.0%
50-54	2.0%	2.2%	0.0%	1.0%	2.0%	0.0%	3.6%	0.0%	9.7%	4.7%	3.4%
55-59	5.1%	4.5%	4.9%	10.0%	5.1%	6.0%	3.6%	2.6%	6.5%	7.0%	0.0%
60-64	6.9%	9.6%	7.6%	11.0%	4.0%	6.0%	1.8%	5.1%	0.0%	7.0%	5.2%
65-69	19.6%	24.2%	22.2%	24.0%	21.2%	24.0%	27.3%	2.6%	9.7%	4.7%	5.2%
70-74	15.4%	14.0%	14.6%	9.0%	17.2%	12.0%	20.0%	20.5%	12.9%	14.0%	27.6%
>=75	48.3%	41.0%	46.5%	41.0%	50.5%	52.0%	41.8%	69.2%	61.3%	60.5%	56.9%
Total # of vehicles	797	178	144	100	99	50	55	39	31	43	58
Average speed	76.0	73.5	75.1	73.4	77.7	76.7	76.6	83.1	77.6	78.5	79.1
St. Dev.	14.2	13.9	13.9	15.3	12.6	12.4	14.2	14.1	15.5	15.4	13.9
85th percentile	93.0	91.0	90.0	93.0	93.3	91.7	93.9	99.3	94.5	94.0	95.5
Min	30.0	34.0	30.0	34.0	53.0	55.0	48.0	55.0	50.0	46.0	40.0
Max	111.0	106.0	107.0	104.0	104.0	103.0	106.0	110.0	110.0	111.0	108.0
Range	81.0	72.0	77.0	70.0	51.0	48.0	58.0	55.0	60.0	65.0	68.0

Vehicle Speed (50-75 FT Vehicles)	Hour										
	Total	19:00-20:00	20:00-21:00	21:00-22:00	22:00-23:00	23:00-00:00	00:00-01:00	01:00-02:00	02:00-03:00	03:00-04:00	04:00-05:00
MPH											
< 10	0.0%	0.0%	0.0%	0.0%	0.0%	0.0%	0.0%	0.0%	0.0%	0.0%	0.0%
10-14	0.0%	0.0%	0.0%	0.0%	0.0%	0.0%	0.0%	0.0%	0.0%	0.0%	0.0%
15-19	0.0%	0.0%	0.0%	0.0%	0.0%	0.0%	0.0%	0.0%	0.0%	0.0%	0.0%
20-24	0.0%	0.0%	0.0%	0.0%	0.0%	0.0%	0.0%	0.0%	0.0%	0.0%	0.0%
25-29	0.0%	0.0%	0.0%	0.0%	0.0%	0.0%	0.0%	0.0%	0.0%	0.0%	0.0%
30-34	0.3%	0.0%	0.0%	2.4%	0.0%	0.0%	0.0%	0.0%	0.0%	0.0%	0.0%
35-39	0.3%	1.5%	0.0%	0.0%	0.0%	0.0%	0.0%	0.0%	0.0%	0.0%	0.0%
40-44	0.8%	2.9%	2.0%	0.0%	0.0%	0.0%	0.0%	0.0%	0.0%	0.0%	0.0%
45-49	0.8%	1.5%	2.0%	0.0%	0.0%	0.0%	0.0%	0.0%	0.0%	3.6%	0.0%
50-54	3.6%	2.9%	0.0%	0.0%	4.9%	4.0%	6.7%	0.0%	4.2%	10.7%	6.1%
55-59	3.9%	1.5%	8.2%	0.0%	4.9%	0.0%	0.0%	0.0%	4.2%	17.9%	3.0%
60-64	4.5%	5.9%	2.0%	9.5%	4.9%	8.0%	3.3%	5.6%	0.0%	3.6%	0.0%
65-69	11.7%	14.7%	6.1%	19.0%	7.3%	28.0%	13.3%	16.7%	4.2%	3.6%	6.1%
70-74	11.5%	11.8%	20.4%	4.8%	7.3%	0.0%	20.0%	5.6%	0.0%	3.6%	30.3%
>=75	62.6%	57.4%	59.2%	64.3%	70.7%	60.0%	56.7%	72.2%	87.5%	57.1%	54.5%
Total # of vehicles	358	68	49	42	41	25	30	18	24	28	33
Average speed	78.8	77.5	78.5	78.1	80.4	77.5	78.8	83.8	82.9	74.6	80.5
St. Dev.	14.3	15.7	14.2	13.3	12.7	13.2	13.1	12.1	13.6	16.9	15.1
85th percentile	94.0	93.0	91.8	92.9	94.0	93.4	92.7	95.5	96.6	92.7	97.4
Min	33.0	38.0	44.0	33.0	52.0	50.0	50.0	63.0	53.0	47.0	50.0
Max	106.0	102.0	103.0	98.0	102.0	102.0	103.0	101.0	106.0	100.0	105.0
Range	73.0	64.0	59.0	65.0	50.0	52.0	53.0	38.0	53.0	53.0	55.0

Vehicle Speed (+75 FT Vehicles)	Hour											
	Total	19:00-20:00	20:00-21:00	21:00-22:00	22:00-23:00	23:00-00:00	00:00-01:00	01:00-02:00	02:00-03:00	03:00-04:00	04:00-05:00	
MPH												
< 10	0.0%	0.0%	0.0%	0.0%	0.0%	0.0%	0.0%	0.0%	0.0%	0.0%	0.0%	0.0%
10-14	0.0%	0.0%	0.0%	0.0%	0.0%	0.0%	0.0%	0.0%	0.0%	0.0%	0.0%	0.0%
15-19	0.0%	0.0%	0.0%	0.0%	0.0%	0.0%	0.0%	0.0%	0.0%	0.0%	0.0%	0.0%
20-24	0.0%	0.0%	0.0%	0.0%	0.0%	0.0%	0.0%	0.0%	0.0%	0.0%	0.0%	0.0%
25-29	0.0%	0.0%	0.0%	0.0%	0.0%	0.0%	0.0%	0.0%	0.0%	0.0%	0.0%	0.0%
30-34	0.0%	0.0%	0.0%	0.0%	0.0%	0.0%	0.0%	0.0%	0.0%	0.0%	0.0%	0.0%
35-39	0.5%	1.3%	0.0%	1.8%	0.0%	0.0%	0.0%	0.0%	0.0%	0.0%	0.0%	0.0%
40-44	0.5%	2.5%	0.0%	0.0%	0.0%	0.0%	0.0%	0.0%	0.0%	0.0%	0.0%	0.0%
45-49	1.0%	2.5%	2.2%	1.8%	0.0%	0.0%	0.0%	0.0%	0.0%	0.0%	0.0%	0.0%
50-54	0.5%	1.3%	0.0%	0.0%	2.2%	0.0%	0.0%	0.0%	0.0%	0.0%	0.0%	0.0%
55-59	3.6%	5.1%	4.4%	0.0%	2.2%	5.7%	4.2%	0.0%	7.1%	8.0%	0.0%	0.0%
60-64	4.6%	3.8%	8.9%	7.3%	2.2%	8.6%	0.0%	0.0%	0.0%	4.0%	5.0%	0.0%
65-69	12.9%	16.5%	13.3%	14.5%	20.0%	17.1%	25.0%	0.0%	7.1%	0.0%	0.0%	0.0%
70-74	15.2%	17.7%	17.8%	14.5%	13.3%	14.3%	20.8%	8.3%	3.6%	24.0%	12.5%	0.0%
>=75	61.1%	49.4%	53.3%	60.0%	60.0%	54.3%	50.0%	91.7%	82.1%	64.0%	82.5%	0.0%
Total # of vehicles	388	79	45	55	45	35	24	12	28	25	40	
Average speed	78.9	74.1	76.4	78.5	80.1	77.2	79.4	85.2	84.2	79.4	85.4	
St. Dev.	13.2	12.9	12.2	13.0	13.6	12.3	13.5	10.4	14.6	12.3	12.0	
85th percentile	94.0	85.0	90.8	91.9	98.0	93.1	96.8	98.4	105.9	86.8	100.2	
Min	35.0	38.0	46.0	35.0	53.0	58.0	58.0	74.0	58.0	58.0	62.0	
Max	110.0	101.0	99.0	99.0	106.0	105.0	105.0	102.0	110.0	110.0	110.0	
Range	75.0	63.0	53.0	64.0	53.0	47.0	47.0	28.0	52.0	52.0	48.0	

Day 2 2nd WZ

Vehicle Speed (all vehicles)	Hour											
	Total	19:00-20:00	20:00-21:00	21:00-22:00	22:00-23:00	23:00-00:00	00:00-01:00	01:00-02:00	02:00-03:00	03:00-04:00	04:00-05:00	05:00-06:00
MPH												
< 10	0.1%	0.0%	0.0%	0.3%	0.0%	0.8%	0.9%	0.0%	0.0%	0.0%	0.0%	0.0%
10-14	0.5%	0.0%	0.0%	0.0%	1.5%	2.4%	0.0%	3.4%	1.8%	0.0%	0.7%	0.0%
15-19	1.0%	0.0%	0.3%	0.6%	1.0%	4.8%	0.9%	4.6%	0.9%	2.0%	1.3%	0.9%
20-24	1.7%	0.0%	1.1%	1.9%	2.5%	2.4%	4.5%	9.2%	2.6%	0.0%	0.0%	1.4%
25-29	2.5%	1.0%	0.8%	2.6%	3.4%	7.3%	9.0%	6.9%	2.6%	2.0%	0.7%	1.4%
30-34	5.6%	2.0%	3.4%	8.1%	12.8%	10.5%	9.0%	11.5%	2.6%	0.0%	6.0%	2.7%
35-39	7.4%	3.4%	3.7%	9.1%	15.3%	13.7%	19.8%	18.4%	6.1%	1.0%	5.3%	2.3%
40-44	11.1%	5.4%	11.3%	12.0%	11.8%	21.8%	18.9%	18.4%	20.2%	7.8%	11.3%	3.6%
45-49	13.9%	8.4%	13.2%	21.1%	22.7%	8.9%	12.6%	5.7%	21.1%	17.6%	13.2%	8.6%
50-54	15.3%	11.8%	23.2%	14.9%	12.3%	12.1%	7.2%	4.6%	11.4%	24.5%	22.5%	14.1%
55-59	11.2%	16.0%	13.2%	10.1%	4.4%	4.8%	8.1%	8.0%	10.5%	5.9%	6.6%	19.5%
60-64	10.6%	19.2%	10.3%	7.1%	2.5%	4.0%	4.5%	4.6%	8.8%	11.8%	11.9%	16.8%
65-69	6.1%	11.5%	6.3%	2.9%	2.5%	3.2%	0.9%	0.0%	5.3%	7.8%	6.6%	9.1%
70-74	5.4%	6.9%	5.5%	3.9%	2.5%	1.6%	0.9%	3.4%	2.6%	8.8%	7.9%	10.9%
>=75	7.4%	14.5%	7.9%	5.2%	4.9%	1.6%	2.7%	1.1%	3.5%	10.8%	6.0%	8.6%
Total # of vehicles	2207	407	380	308	203	124	111	87	114	102	151	220
Average speed	51.9	59.9	54.4	49.0	44.9	41.6	42.2	39.1	48.5	56.5	53.0	57.9
St. Dev.	14.8	13.1	12.8	13.4	13.6	14.1	12.6	14.4	13.3	13.5	13.6	13.4
85th percentile	67.0	74.0	68.2	61.0	56.0	55.1	55.0	56.2	63.0	70.9	68.5	71.0
Min	8.0	26.0	18.0	8.0	12.0	8.0	8.0	10.0	11.0	18.0	13.0	17.0
Max	95.0	95.0	90.0	83.0	82.0	77.0	77.0	75.0	79.0	86.0	86.0	91.0
Range	87.0	69.0	72.0	75.0	70.0	69.0	69.0	65.0	68.0	68.0	73.0	74.0

Vehicle Speed (0-25 FT Vehicles)	Hour											
	Total	19:00-20:00	20:00-21:00	21:00-22:00	22:00-23:00	23:00-00:00	00:00-01:00	01:00-02:00	02:00-03:00	03:00-04:00	04:00-05:00	05:00-06:00
MPH												
< 10	0.3%	0.0%	0.0%	0.5%	0.0%	1.6%	2.0%	0.0%	0.0%	0.0%	0.0%	0.0%
10-14	0.9%	0.0%	0.0%	0.0%	2.8%	4.7%	0.0%	4.3%	2.1%	0.0%	1.5%	0.0%
15-19	1.8%	0.0%	0.4%	1.1%	1.9%	7.8%	2.0%	6.4%	0.0%	4.9%	3.0%	2.3%
20-24	2.1%	0.0%	1.2%	2.7%	2.8%	3.1%	5.9%	8.5%	2.1%	0.0%	0.0%	3.4%
25-29	3.2%	1.5%	0.8%	4.4%	2.8%	7.8%	9.8%	8.5%	4.3%	4.9%	0.0%	3.4%
30-34	6.9%	3.5%	4.0%	8.8%	14.0%	10.9%	9.8%	17.0%	4.3%	0.0%	7.5%	4.5%
35-39	8.3%	6.0%	4.4%	11.0%	11.2%	12.5%	19.6%	17.0%	6.4%	0.0%	9.0%	5.7%
40-44	11.7%	7.5%	12.1%	12.6%	7.5%	23.4%	15.7%	21.3%	23.4%	4.9%	13.4%	3.4%
45-49	13.6%	8.5%	13.3%	19.2%	21.5%	3.1%	7.8%	4.3%	21.3%	24.4%	14.9%	10.2%
50-54	15.3%	13.0%	22.2%	11.5%	13.1%	12.5%	9.8%	0.0%	8.5%	29.3%	17.9%	20.5%
55-59	9.6%	14.5%	11.7%	10.4%	5.6%	4.7%	3.9%	6.4%	8.5%	2.4%	3.0%	13.6%
60-64	8.7%	16.5%	10.1%	4.9%	4.7%	3.1%	7.8%	2.1%	6.4%	4.9%	11.9%	8.0%
65-69	6.0%	12.0%	7.7%	3.3%	2.8%	3.1%	2.0%	0.0%	4.3%	4.9%	7.5%	4.5%
70-74	5.1%	5.5%	4.8%	4.9%	2.8%	1.6%	0.0%	2.1%	4.3%	9.8%	6.0%	12.5%
>=75	6.6%	11.5%	7.3%	4.4%	6.5%	0.0%	3.9%	2.1%	4.3%	9.8%	4.5%	8.0%
Total # of vehicles	1142	200	248	182	107	64	51	47	47	41	67	88
Average speed	50.1	57.5	53.7	47.5	45.7	38.7	41.6	36.5	47.6	53.6	50.1	54
St. Dev.	15.4	13.9	13.0	14.2	15.3	14.8	14.4	14.0	13.7	15.3	14.7	16
85th percentile	67.0	71.0	68.0	60.0	60.2	52.7	56.5	46.3	63.1	70.0	67.1	71
Min	8.0	26.0	18.0	8.0	12.0	8.0	8.0	10.0	12.0	18.0	13.0	17.0
Max	95.0	95.0	90.0	83.0	80.0	74.0	77.0	75.0	76.0	86.0	85.0	91.0
Range	87.0	69.0	72.0	75.0	68.0	66.0	69.0	65.0	64.0	68.0	72.0	74.0

Vehicle Speed (25-50 FT Vehicles)	Hour											
	Total	19:00-20:00	20:00-21:00	21:00-22:00	22:00-23:00	23:00-00:00	00:00-01:00	01:00-02:00	02:00-03:00	03:00-04:00	04:00-05:00	05:00-06:00
MPH												
< 10	0.0%	0.0%	0.0%	0.0%	0.0%	0.0%	0.0%	0.0%	0.0%	0.0%	0.0%	0.0%
10-14	0.4%	0.0%	0.0%	0.0%	0.0%	0.0%	0.0%	4.2%	2.3%	0.0%	0.0%	0.0%
15-19	0.5%	0.0%	0.0%	0.0%	0.0%	3.8%	0.0%	4.2%	2.3%	0.0%	0.0%	0.0%
20-24	1.1%	0.0%	0.0%	1.3%	2.2%	3.8%	3.6%	0.0%	4.7%	0.0%	0.0%	0.0%
25-29	1.4%	1.0%	1.3%	0.0%	2.2%	3.8%	3.6%	4.2%	2.3%	0.0%	2.0%	0.0%
30-34	4.1%	0.0%	3.8%	3.9%	15.6%	7.7%	10.7%	0.0%	2.3%	0.0%	6.1%	1.8%
35-39	6.4%	1.0%	2.6%	9.1%	15.6%	7.7%	21.4%	20.8%	9.3%	3.0%	2.0%	0.0%
40-44	11.3%	4.8%	10.3%	11.7%	17.8%	19.2%	17.9%	16.7%	14.0%	15.2%	12.2%	5.3%
45-49	15.2%	10.6%	11.5%	23.4%	26.7%	15.4%	17.9%	4.2%	20.9%	18.2%	14.3%	7.0%
50-54	16.8%	13.5%	26.9%	20.8%	13.3%	19.2%	7.1%	16.7%	9.3%	12.1%	22.4%	14.0%
55-59	9.9%	13.5%	15.4%	7.8%	0.0%	7.7%	10.7%	12.5%	14.0%	3.0%	6.1%	10.5%
60-64	13.3%	24.0%	10.3%	13.0%	0.0%	3.8%	3.6%	8.3%	11.6%	12.1%	6.1%	28.1%
65-69	6.4%	9.6%	5.1%	1.3%	2.2%	0.0%	0.0%	0.0%	4.7%	12.1%	8.2%	17.5%
70-74	5.5%	5.8%	6.4%	1.3%	2.2%	3.8%	3.6%	8.3%	2.3%	9.1%	12.2%	7.0%
>=75	7.6%	16.3%	6.4%	6.5%	2.2%	3.8%	0.0%	0.0%	0.0%	15.2%	8.2%	8.8%
Total # of vehicles	564	104	78	77	45	26	28	24	43	33	49	57
Average speed	53.3	61.0	54.6	50.8	43.4	46.0	43.7	45.7	47.0	57.9	54.7	60.7
St. Dev.	13.7	12.3	11.8	11.8	10.5	13.6	11.2	15.2	13.7	13.2	13.3	10.8
85th percentile	68.0	75.0	66.5	61.0	50.0	59.0	55.9	60.8	61.0	71.8	71.6	69.6
Min	11.0	26.0	28.0	20.0	24.0	19.0	22.0	13.0	11.0	38.0	28.0	31.0
Max	92.0	92.0	84.0	83.0	77.0	77.0	72.0	73.0	71.0	81.0	83.0	87.0
Range	81.0	66.0	56.0	63.0	53.0	58.0	50.0	60.0	60.0	43.0	55.0	56.0

Vehicle Speed (50-75 FT Vehicles)	Hour											
	Total	19:00-20:00	20:00-21:00	21:00-22:00	22:00-23:00	23:00-00:00	00:00-01:00	01:00-02:00	02:00-03:00	03:00-04:00	04:00-05:00	05:00-06:00
MPH												
< 10	0.0%	0.0%	0.0%	0.0%	0.0%	0.0%	0.0%	0.0%	0.0%	0.0%	0.0%	0.0%
10-14	0.0%	0.0%	0.0%	0.0%	0.0%	0.0%	0.0%	0.0%	0.0%	0.0%	0.0%	0.0%
15-19	0.0%	0.0%	0.0%	0.0%	0.0%	0.0%	0.0%	0.0%	0.0%	0.0%	0.0%	0.0%
20-24	2.4%	0.0%	0.0%	0.0%	4.5%	0.0%	7.1%	44.4%	0.0%	0.0%	0.0%	0.0%
25-29	2.7%	0.0%	0.0%	0.0%	9.1%	10.0%	21.4%	0.0%	0.0%	0.0%	0.0%	0.0%
30-34	5.9%	1.9%	0.0%	17.2%	9.1%	15.0%	14.3%	11.1%	0.0%	0.0%	0.0%	2.4%
35-39	6.7%	1.9%	0.0%	3.4%	31.8%	20.0%	14.3%	11.1%	0.0%	0.0%	7.1%	0.0%
40-44	10.2%	1.9%	17.9%	6.9%	9.1%	15.0%	28.6%	22.2%	36.4%	7.1%	7.1%	2.4%
45-49	15.3%	9.6%	25.0%	24.1%	27.3%	15.0%	0.0%	0.0%	27.3%	7.1%	14.3%	11.9%
50-54	14.5%	13.5%	17.9%	20.7%	9.1%	5.0%	0.0%	0.0%	9.1%	35.7%	42.9%	9.5%
55-59	20.0%	28.8%	25.0%	10.3%	0.0%	5.0%	7.1%	0.0%	0.0%	7.1%	21.4%	47.6%
60-64	8.6%	19.2%	3.6%	3.4%	0.0%	0.0%	0.0%	11.1%	9.1%	21.4%	0.0%	11.9%
65-69	4.3%	5.8%	0.0%	3.4%	0.0%	10.0%	0.0%	0.0%	9.1%	14.3%	0.0%	4.8%
70-74	3.5%	3.8%	3.6%	6.9%	0.0%	0.0%	0.0%	0.0%	0.0%	0.0%	7.1%	7.1%
>=75	5.9%	13.5%	7.1%	3.4%	0.0%	5.0%	7.1%	0.0%	9.1%	7.1%	0.0%	2.4%
Total # of vehicles	255	52	28	29	22	20	14	9	11	14	14	42
Average speed	51.5	59.3	53.6	49.9	39.4	44.2	39.0	33.6	51.3	57.9	52.1	57.3
St. Dev.	13.3	11.5	10.8	12.1	8.0	13.9	13.9	12.5	12.3	10.8	8.3	9.1
85th percentile	62.9	70.7	59.0	59.6	47.9	58.5	44.6	41.8	65.5	68.1	56.1	63.7
Min	22.0	32.0	41.0	31.0	24.0	27.0	22.0	23.0	40.0	43.0	37.0	34.0
Max	91.0	91.0	87.0	78.0	54.0	76.0	76.0	60.0	76.0	84.0	73.0	87.0
Range	69.0	59.0	46.0	47.0	30.0	49.0	54.0	37.0	36.0	41.0	36.0	53.0

Vehicle Speed (+75 FT Vehicles)	Hour											
	Total	19:00-20:00	20:00-21:00	21:00-22:00	22:00-23:00	23:00-00:00	00:00-01:00	01:00-02:00	02:00-03:00	03:00-04:00	04:00-05:00	05:00-06:00
MPH												
< 10	0.0%	0.0%	0.0%	0.0%	0.0%	0.0%	0.0%	0.0%	0.0%	0.0%	0.0%	0.0%
10-14	0.0%	0.0%	0.0%	0.0%	0.0%	0.0%	0.0%	0.0%	0.0%	0.0%	0.0%	0.0%
15-19	0.0%	0.0%	0.0%	0.0%	0.0%	0.0%	0.0%	0.0%	0.0%	0.0%	0.0%	0.0%
20-24	0.4%	0.0%	3.8%	0.0%	0.0%	0.0%	0.0%	0.0%	0.0%	0.0%	0.0%	0.0%
25-29	1.6%	0.0%	0.0%	0.0%	3.4%	7.1%	5.6%	14.3%	0.0%	0.0%	0.0%	0.0%
30-34	2.4%	0.0%	0.0%	5.0%	6.9%	7.1%	0.0%	14.3%	0.0%	0.0%	4.8%	0.0%
35-39	6.1%	0.0%	3.8%	0.0%	17.2%	21.4%	22.2%	28.6%	0.0%	0.0%	0.0%	0.0%
40-44	8.9%	2.0%	0.0%	15.0%	20.7%	28.6%	22.2%	0.0%	15.4%	0.0%	4.8%	3.0%
45-49	10.6%	2.0%	3.8%	25.0%	17.2%	14.3%	27.8%	28.6%	15.4%	7.1%	4.8%	3.0%
50-54	12.2%	2.0%	26.9%	15.0%	10.3%	7.1%	5.6%	0.0%	30.8%	28.6%	23.8%	3.0%
55-59	12.6%	13.7%	7.7%	15.0%	10.3%	0.0%	16.7%	14.3%	15.4%	21.4%	9.5%	15.2%
60-64	15.9%	19.6%	19.2%	10.0%	0.0%	14.3%	0.0%	0.0%	7.7%	21.4%	33.3%	27.3%
65-69	7.7%	19.6%	3.8%	5.0%	3.4%	0.0%	0.0%	0.0%	7.7%	0.0%	4.8%	12.1%
70-74	8.9%	17.6%	11.5%	0.0%	3.4%	0.0%	0.0%	0.0%	0.0%	14.3%	4.8%	18.2%
>=75	12.6%	23.5%	19.2%	10.0%	6.9%	0.0%	0.0%	0.0%	7.7%	7.1%	9.5%	18.2%
Total # of vehicles	246	51	26	20	29	14	18	7	13	14	21	33
Average speed	57.5	67.9	60.8	53.9	48.0	43.2	44.2	41.0	54.5	60.3	59.0	65.4
St. Dev.	14.0	9.6	15.2	11.6	13.7	9.3	7.8	9.4	10.4	9.7	11.5	10.0
85th percentile	73.0	75.5	77.8	63.5	57.0	50.5	53.4	49.6	63.0	70.2	68.0	76.4
Min	20.0	44.0	20.0	31.0	27.0	28.0	28.0	29.0	41.0	49.0	32.0	41.0
Max	93.0	93.0	88.0	80.0	82.0	62.0	56.0	55.0	79.0	84.0	86.0	85.0
Range	73.0	49.0	68.0	49.0	55.0	34.0	28.0	26.0	38.0	35.0	54.0	44.0

Day 3 Reference

Vehicle Speed (all vehicles)	Hour								
	Total	22:00-23:00	23:00-00:00	00:00-01:00	01:00-02:00	02:00-03:00	03:00-04:00	04:00-05:00	05:00-06:00
MPH									
< 10	0.0%	0.0%	0.0%	0.0%	0.0%	0.0%	0.0%	0.0%	0.0%
10-14	0.0%	0.0%	0.0%	0.0%	0.0%	0.0%	0.0%	0.0%	0.0%
15-19	0.0%	0.0%	0.0%	0.0%	0.0%	0.0%	0.0%	0.0%	0.0%
20-24	0.1%	0.0%	0.0%	0.0%	0.0%	0.0%	0.0%	0.0%	3.4%
25-29	0.3%	0.0%	0.3%	0.5%	0.8%	0.0%	0.0%	0.0%	3.4%
30-34	0.3%	0.5%	0.3%	0.0%	0.0%	0.0%	0.0%	0.6%	3.4%
35-39	0.3%	0.3%	0.0%	0.0%	0.0%	0.7%	0.6%	0.0%	3.4%
40-44	0.4%	0.3%	0.0%	1.4%	0.8%	0.0%	0.6%	0.0%	0.0%
45-49	4.2%	3.3%	4.7%	4.2%	6.3%	5.7%	4.3%	0.0%	17.2%
50-54	9.5%	7.6%	8.8%	6.1%	11.7%	9.3%	14.7%	12.6%	13.8%
55-59	16.9%	11.6%	18.3%	18.4%	18.0%	17.1%	19.0%	22.0%	13.8%
60-64	18.0%	16.2%	15.5%	17.9%	23.4%	22.1%	16.6%	20.8%	20.7%
65-69	15.2%	20.0%	18.0%	12.7%	9.4%	16.4%	9.8%	11.9%	3.4%
70-74	17.9%	21.8%	12.9%	20.3%	15.6%	17.9%	16.0%	19.5%	13.8%
>=75	17.0%	18.5%	21.1%	18.4%	14.1%	10.7%	18.4%	12.6%	3.4%
Total # of vehicles	1543	395	317	212	128	140	163	159	29
Average speed	64.9	66.5	65.3	65.4	63.2	64.1	64.3	63.9	55.7
St. Dev.	10.3	9.9	10.3	10.5	10.2	10.2	10.9	8.7	15.2
85th percentile	75.0	75.9	76.0	76.0	74.0	74.0	75.7	73.3	69.8
Min	20.0	33.0	29.0	29.0	28.0	38.0	39.0	30.0	20.0
Max	103.0	103.0	99.0	102.0	84.0	98.0	91.0	83.0	95.0
Range	83.0	70.0	70.0	73.0	56.0	60.0	52.0	53.0	75.0

Vehicle Speed (0-25 FT Vehicles)	Hour								
	Total	22:00-23:00	23:00-00:00	00:00-01:00	01:00-02:00	02:00-03:00	03:00-04:00	04:00-05:00	05:00-06:00
MPH									
< 10	0.0%	0.0%	0.0%	0.0%	0.0%	0.0%	0.0%	0.0%	0.0%
10-14	0.0%	0.0%	0.0%	0.0%	0.0%	0.0%	0.0%	0.0%	0.0%
15-19	0.0%	0.0%	0.0%	0.0%	0.0%	0.0%	0.0%	0.0%	0.0%
20-24	0.1%	0.0%	0.0%	0.0%	0.0%	0.0%	0.0%	0.0%	5.9%
25-29	0.2%	0.0%	0.0%	0.8%	0.0%	0.0%	0.0%	0.0%	5.9%
30-34	0.3%	0.7%	0.0%	0.0%	0.0%	0.0%	0.0%	1.2%	0.0%
35-39	0.3%	0.4%	0.0%	0.0%	0.0%	0.0%	1.4%	0.0%	5.9%
40-44	0.3%	0.0%	0.0%	1.5%	0.0%	0.0%	1.4%	0.0%	0.0%
45-49	1.4%	0.0%	1.5%	1.5%	3.2%	1.6%	2.9%	0.0%	17.6%
50-54	2.4%	3.6%	2.5%	0.0%	1.6%	0.0%	4.3%	2.4%	5.9%
55-59	6.0%	2.9%	9.0%	2.3%	4.8%	3.3%	10.0%	11.9%	17.6%
60-64	14.6%	13.6%	12.9%	21.8%	21.0%	9.8%	5.7%	14.3%	23.5%
65-69	20.5%	25.8%	24.4%	15.0%	12.9%	21.3%	12.9%	16.7%	5.9%
70-74	28.2%	29.4%	20.4%	30.1%	29.0%	41.0%	30.0%	33.3%	5.9%
>=75	25.6%	23.7%	29.4%	27.1%	27.4%	23.0%	31.4%	20.2%	5.9%
Total # of vehicles	907	279	201	133	62	61	70	84	17
Average speed	69.4	69.8	69.4	69.7	69.8	71.6	69.6	68.2	55
St. Dev.	9.1	8.5	8.3	9.2	8.3	7.9	10.8	8.5	17
85th percentile	77.1	77.0	77.0	78.0	79.9	78.0	78.0	76.6	66
Min	20.0	33.0	47.0	29.0	47.0	49.0	39.0	30.0	20.0
Max	103.0	103.0	94.0	102.0	84.0	92.0	90.0	83.0	95.0
Range	83.0	70.0	47.0	73.0	37.0	43.0	51.0	53.0	75.0

		Hour								
Vehicle Speed (25-50 FT Vehicles)	Total	22:00-23:00	23:00-00:00	00:00-01:00	01:00-02:00	02:00-03:00	03:00-04:00	04:00-05:00	05:00-06:00	
		MPH								
< 10	0.0%	0.0%	0.0%	0.0%	0.0%	0.0%	0.0%	0.0%	0.0%	
10-14	0.0%	0.0%	0.0%	0.0%	0.0%	0.0%	0.0%	0.0%	0.0%	
15-19	0.0%	0.0%	0.0%	0.0%	0.0%	0.0%	0.0%	0.0%	0.0%	
20-24	0.0%	0.0%	0.0%	0.0%	0.0%	0.0%	0.0%	0.0%	0.0%	
25-29	0.7%	0.0%	1.9%	0.0%	3.1%	0.0%	0.0%	0.0%	0.0%	
30-34	0.3%	0.0%	1.9%	0.0%	0.0%	0.0%	0.0%	0.0%	0.0%	
35-39	0.3%	0.0%	0.0%	0.0%	0.0%	2.9%	0.0%	0.0%	0.0%	
40-44	1.0%	1.7%	0.0%	2.7%	3.1%	0.0%	0.0%	0.0%	0.0%	
45-49	5.2%	6.8%	5.7%	8.1%	9.4%	5.9%	2.0%	0.0%	0.0%	
50-54	15.7%	13.6%	18.9%	10.8%	18.8%	8.8%	16.0%	20.5%	50.0%	
55-59	29.7%	32.2%	32.1%	40.5%	28.1%	26.5%	22.0%	25.6%	50.0%	
60-64	25.8%	23.7%	24.5%	10.8%	25.0%	32.4%	32.0%	33.3%	0.0%	
65-69	9.2%	6.8%	3.8%	13.5%	6.3%	20.6%	10.0%	7.7%	0.0%	
70-74	3.9%	5.1%	0.0%	5.4%	3.1%	0.0%	8.0%	5.1%	0.0%	
>=75	8.2%	10.2%	11.3%	8.1%	3.1%	2.9%	10.0%	7.7%	0.0%	
Total # of vehicles	306	59	53	37	32	34	50	39	2	
Average speed	60.0	60.5	59.1	60.2	56.8	60.1	62.2	60.6	55.5	
St. Dev.	9.6	9.7	11.4	10.4	8.9	9.4	9.2	6.8	3.5	
85th percentile	68.0	69.3	64.2	69.0	64.0	66.1	70.0	66.9	57.3	
Min	28.0	40.0	29.0	43.0	28.0	38.0	45.0	52.0	53.0	
Max	99.0	90.0	99.0	94.0	75.0	98.0	87.0	77.0	58.0	
Range	71.0	50.0	70.0	51.0	47.0	60.0	42.0	25.0	5.0	

		Hour								
Vehicle Speed (50-75 FT Vehicles)	Total	22:00-23:00	23:00-00:00	00:00-01:00	01:00-02:00	02:00-03:00	03:00-04:00	04:00-05:00	05:00-06:00	
		MPH								
< 10	0.0%	0.0%	0.0%	0.0%	0.0%	0.0%	0.0%	0.0%	0.0%	
10-14	0.0%	0.0%	0.0%	0.0%	0.0%	0.0%	0.0%	0.0%	0.0%	
15-19	0.0%	0.0%	0.0%	0.0%	0.0%	0.0%	0.0%	0.0%	0.0%	
20-24	0.0%	0.0%	0.0%	0.0%	0.0%	0.0%	0.0%	0.0%	0.0%	
25-29	0.0%	0.0%	0.0%	0.0%	0.0%	0.0%	0.0%	0.0%	0.0%	
30-34	0.5%	0.0%	0.0%	0.0%	0.0%	0.0%	0.0%	0.0%	25.0%	
35-39	0.0%	0.0%	0.0%	0.0%	0.0%	0.0%	0.0%	0.0%	0.0%	
40-44	0.0%	0.0%	0.0%	0.0%	0.0%	0.0%	0.0%	0.0%	0.0%	
45-49	14.7%	22.5%	20.0%	10.3%	12.5%	17.9%	10.7%	0.0%	0.0%	
50-54	28.9%	22.5%	22.5%	27.6%	33.3%	28.6%	35.7%	38.9%	50.0%	
55-59	36.5%	35.0%	40.0%	48.3%	37.5%	32.1%	25.0%	44.4%	0.0%	
60-64	15.2%	15.0%	10.0%	10.3%	16.7%	17.9%	21.4%	16.7%	25.0%	
65-69	2.8%	2.5%	7.5%	0.0%	0.0%	3.6%	3.6%	0.0%	0.0%	
70-74	1.4%	2.5%	0.0%	3.4%	0.0%	0.0%	3.6%	0.0%	0.0%	
>=75	0.0%	0.0%	0.0%	0.0%	0.0%	0.0%	0.0%	0.0%	0.0%	
Total # of vehicles	211	40	40	29	24	28	28	18	4	
Average speed	55.3	55.1	55.4	55.5	54.7	55.0	56.5	56.1	49.8	
St. Dev.	5.5	5.9	5.7	4.9	4.5	5.6	5.7	3.2	12.7	
85th percentile	61.0	60.0	61.2	58.8	58.7	62.0	61.0	59.5	58.4	
Min	32.0	45.0	46.0	46.0	47.0	46.0	45.0	52.0	32.0	
Max	73.0	72.0	69.0	70.0	64.0	67.0	73.0	61.0	62.0	
Range	41.0	27.0	23.0	24.0	17.0	21.0	28.0	9.0	30.0	

Vehicle Speed (+75 FT Vehicles)	Hour								
	Total	22:00-23:00	23:00-00:00	00:00-01:00	01:00-02:00	02:00-03:00	03:00-04:00	04:00-05:00	05:00-06:00
MPH									
< 10	0.0%	0.0%	0.0%	0.0%	0.0%	0.0%	0.0%	0.0%	0.0%
10-14	0.0%	0.0%	0.0%	0.0%	0.0%	0.0%	0.0%	0.0%	0.0%
15-19	0.0%	0.0%	0.0%	0.0%	0.0%	0.0%	0.0%	0.0%	0.0%
20-24	0.0%	0.0%	0.0%	0.0%	0.0%	0.0%	0.0%	0.0%	0.0%
25-29	0.0%	0.0%	0.0%	0.0%	0.0%	0.0%	0.0%	0.0%	0.0%
30-34	0.0%	0.0%	0.0%	0.0%	0.0%	0.0%	0.0%	0.0%	0.0%
35-39	0.0%	0.0%	0.0%	0.0%	0.0%	0.0%	0.0%	0.0%	0.0%
40-44	0.0%	0.0%	0.0%	0.0%	0.0%	0.0%	0.0%	0.0%	0.0%
45-49	4.2%	0.0%	4.3%	7.7%	0.0%	0.0%	6.7%	0.0%	33.3%
50-54	13.4%	17.6%	17.4%	7.7%	0.0%	11.8%	20.0%	16.7%	0.0%
55-59	31.9%	29.4%	30.4%	53.8%	20.0%	23.5%	40.0%	38.9%	0.0%
60-64	29.4%	35.3%	26.1%	15.4%	50.0%	52.9%	6.7%	27.8%	16.7%
65-69	11.8%	11.8%	13.0%	15.4%	20.0%	11.8%	6.7%	11.1%	0.0%
70-74	4.2%	0.0%	0.0%	0.0%	10.0%	0.0%	0.0%	5.6%	50.0%
>=75	5.0%	5.9%	8.7%	0.0%	0.0%	0.0%	20.0%	0.0%	0.0%
Total # of vehicles	119	17	23	13	10	17	15	18	6
Average speed	60.7	60.7	61.4	58.3	63.0	60.4	61.5	59.2	62.0
St. Dev.	7.9	6.3	9.6	4.9	5.2	4.2	13.0	6.0	11.7
85th percentile	66.3	64.8	65.7	63.4	67.0	63.6	76.7	65.3	71.8
Min	45.0	54.0	49.0	49.0	55.0	53.0	45.0	51.0	48.0
Max	91.0	79.0	90.0	67.0	74.0	68.0	91.0	71.0	74.0
Range	46.0	25.0	41.0	18.0	19.0	15.0	46.0	20.0	26.0

Day 3 End of Taper

Vehicle Speed (all vehicles)	Hour							
	Total	22:00-23:00	23:00-00:00	00:00-01:00	01:00-02:00	02:00-03:00	03:00-04:00	04:00-05:00
MPH								
< 10	0.0%	0.0%	0.0%	0.0%	0.0%	0.0%	0.0%	0.0%
10-14	0.1%	0.2%	0.0%	0.0%	0.0%	0.0%	0.0%	0.0%
15-19	0.3%	0.0%	0.0%	0.0%	0.0%	0.0%	0.0%	1.7%
20-24	0.8%	2.6%	0.0%	0.0%	0.0%	0.0%	0.0%	1.1%
25-29	0.4%	1.2%	0.0%	0.0%	0.0%	0.0%	0.0%	0.6%
30-34	0.5%	0.7%	1.2%	0.0%	0.8%	0.0%	0.0%	0.0%
35-39	2.8%	5.0%	1.8%	0.9%	2.3%	2.7%	1.8%	2.8%
40-44	8.9%	13.0%	8.5%	7.9%	10.9%	6.1%	7.9%	2.8%
45-49	26.2%	24.1%	26.4%	25.1%	38.0%	28.4%	24.8%	21.5%
50-54	23.0%	19.6%	23.1%	21.9%	23.3%	23.6%	25.5%	29.9%
55-59	16.1%	15.1%	16.7%	15.8%	13.2%	14.9%	21.2%	16.9%
60-64	11.7%	11.6%	13.7%	14.9%	7.8%	10.1%	9.1%	11.3%
65-69	5.3%	5.0%	4.6%	8.4%	1.6%	8.1%	4.2%	5.6%
70-74	3.0%	1.2%	3.6%	3.7%	0.8%	3.4%	4.8%	5.1%
>=75	0.9%	0.7%	0.3%	1.4%	1.6%	2.7%	0.6%	0.6%
Total # of vehicles	1593	423	329	215	129	148	165	177
Average speed	52.4	50.5	52.9	54.4	51.2	53.9	53.2	53.2
St. Dev.	9.1	10.0	8.1	8.5	7.4	8.9	8.0	9.9
85th percentile	62.0	60.0	62.0	64.0	58.0	64.0	61.0	63.0
Min	11.0	14.0	32.0	35.0	34.0	36.0	37.0	17.0
Max	81.0	81.0	79.0	80.0	81.0	78.0	75.0	76.0
Range	70.0	67.0	47.0	45.0	47.0	42.0	38.0	59.0

Vehicle Speed (0-25 FT Vehicles)	Hour							
	Total	22:00-23:00	23:00-00:00	00:00-01:00	01:00-02:00	02:00-03:00	03:00-04:00	04:00-05:00
MPH								
< 10	0.0%	0.0%	0.0%	0.0%	0.0%	0.0%	0.0%	0.0%
10-14	0.2%	0.3%	0.0%	0.0%	0.0%	0.0%	0.0%	0.0%
15-19	0.2%	0.0%	0.0%	0.0%	0.0%	0.0%	0.0%	2.0%
20-24	0.9%	2.2%	0.0%	0.0%	0.0%	0.0%	0.0%	2.0%
25-29	0.5%	1.3%	0.0%	0.0%	0.0%	0.0%	0.0%	1.0%
30-34	0.6%	0.9%	1.4%	0.0%	0.0%	0.0%	0.0%	0.0%
35-39	2.6%	4.1%	1.8%	0.7%	1.5%	2.7%	2.6%	3.0%
40-44	6.6%	10.1%	6.5%	5.5%	5.9%	2.7%	6.5%	1.0%
45-49	18.5%	22.2%	15.2%	15.2%	27.9%	17.8%	16.9%	10.0%
50-54	20.6%	19.3%	22.6%	20.7%	25.0%	20.5%	15.6%	22.0%
55-59	18.6%	16.5%	19.8%	19.3%	20.6%	13.7%	23.4%	21.0%
60-64	16.7%	13.9%	20.7%	19.3%	11.8%	16.4%	14.3%	19.0%
65-69	8.1%	6.6%	6.5%	11.7%	2.9%	15.1%	9.1%	9.0%
70-74	4.7%	1.6%	5.1%	5.5%	1.5%	6.8%	10.4%	9.0%
>=75	1.4%	0.9%	0.5%	2.1%	2.9%	4.1%	1.3%	1.0%
Total # of vehicles	1002	316	217	145	68	73	77	100
Average speed	54.5	51.7	55.2	57.0	54.0	57.4	56.2	55.8
St. Dev.	9.8	10.2	8.4	8.5	8.1	9.5	9.4	11.3
85th percentile	64.0	62.0	64.0	66.4	62.0	67.2	67.6	66.2
Min	11.0	14.0	33.0	35.0	39.0	36.0	37.0	19.0
Max	81.0	81.0	79.0	80.0	81.0	77.0	75.0	76.0
Range	70.0	67.0	46.0	45.0	42.0	41.0	38.0	57.0

		Hour						
Vehicle Speed (25-50 FT Vehicles)	Total	22:00-23:00	23:00-00:00	00:00-01:00	01:00-02:00	02:00-03:00	03:00-04:00	04:00-05:00
		MPH						
< 10	0.0%	0.0%	0.0%	0.0%	0.0%	0.0%	0.0%	0.0%
10-14	0.0%	0.0%	0.0%	0.0%	0.0%	0.0%	0.0%	0.0%
15-19	0.7%	0.0%	0.0%	0.0%	0.0%	0.0%	0.0%	2.6%
20-24	0.3%	1.8%	0.0%	0.0%	0.0%	0.0%	0.0%	0.0%
25-29	0.0%	0.0%	0.0%	0.0%	0.0%	0.0%	0.0%	0.0%
30-34	0.3%	0.0%	0.0%	0.0%	3.3%	0.0%	0.0%	0.0%
35-39	2.6%	15.4%	0.0%	2.9%	0.0%	5.6%	2.0%	2.6%
40-44	11.4%	12.5%	13.8%	8.6%	26.7%	5.6%	7.8%	7.7%
45-49	36.6%	30.4%	50.0%	40.0%	46.7%	30.6%	27.5%	33.3%
50-54	30.4%	25.0%	24.1%	28.6%	20.0%	33.3%	43.1%	38.5%
55-59	12.4%	17.9%	10.3%	8.6%	3.3%	16.7%	13.7%	12.8%
60-64	3.9%	7.1%	0.0%	8.6%	0.0%	2.8%	5.9%	2.6%
65-69	1.0%	0.0%	1.7%	2.9%	0.0%	2.8%	0.0%	0.0%
70-74	0.0%	0.0%	0.0%	0.0%	0.0%	0.0%	0.0%	0.0%
>=75	0.3%	0.0%	0.0%	0.0%	0.0%	2.8%	0.0%	0.0%
Total # of vehicles	306	56	58	35	30	36	51	39
Average speed	49.4	49.4	48.6	50.1	47.1	51.5	50.5	49.3
St. Dev.	6.5	7.4	4.7	6.1	4.2	7.6	5.1	7.3
85th percentile	55.0	57.0	53.0	55.0	51.7	58.0	55.0	54.3
Min	15.0	24.0	40.0	39.0	34.0	37.0	38.0	17.0
Max	78.0	64.0	66.0	66.0	55.0	78.0	61.0	61.0
Range	63.0	40.0	26.0	27.0	21.0	41.0	23.0	44.0

		Hour						
Vehicle Speed (50-75 FT Vehicles)	Total	22:00-23:00	23:00-00:00	00:00-01:00	01:00-02:00	02:00-03:00	03:00-04:00	04:00-05:00
		MPH						
< 10	0.0%	0.0%	0.0%	0.0%	0.0%	0.0%	0.0%	0.0%
10-14	0.0%	0.0%	0.0%	0.0%	0.0%	0.0%	0.0%	0.0%
15-19	0.0%	0.0%	0.0%	0.0%	0.0%	0.0%	0.0%	0.0%
20-24	1.0%	5.1%	0.0%	0.0%	0.0%	0.0%	0.0%	0.0%
25-29	0.5%	2.6%	0.0%	0.0%	0.0%	0.0%	0.0%	0.0%
30-34	0.5%	0.0%	2.3%	0.0%	0.0%	0.0%	0.0%	0.0%
35-39	4.5%	10.3%	4.5%	0.0%	8.3%	0.0%	0.0%	5.0%
40-44	11.6%	25.6%	9.1%	13.0%	4.2%	8.0%	13.0%	0.0%
45-49	46.5%	38.5%	50.0%	52.2%	58.3%	60.0%	30.4%	35.0%
50-54	22.2%	12.8%	22.7%	30.4%	20.8%	16.0%	21.7%	40.0%
55-59	10.6%	2.6%	9.1%	4.3%	4.2%	16.0%	30.4%	15.0%
60-64	1.5%	2.6%	0.0%	0.0%	4.2%	0.0%	4.3%	0.0%
65-69	0.5%	0.0%	0.0%	0.0%	0.0%	0.0%	0.0%	5.0%
70-74	0.5%	0.0%	2.3%	0.0%	0.0%	0.0%	0.0%	0.0%
>=75	0.0%	0.0%	0.0%	0.0%	0.0%	0.0%	0.0%	0.0%
Total # of vehicles	198	39	44	23	24	25	23	20
Average speed	48.1	44.2	48.2	47.9	48.6	49.0	51.3	50.7
St. Dev.	6.3	8.1	6.2	3.3	5.0	4.4	5.9	6.2
85th percentile	54.0	50.0	54.0	50.7	52.1	53.8	57.4	55.3
Min	20.0	20.0	32.0	43.0	39.0	40.0	40.0	36.0
Max	70.0	61.0	70.0	57.0	63.0	59.0	64.0	67.0
Range	50.0	41.0	38.0	14.0	24.0	19.0	24.0	31.0

Vehicle Speed (+75 FT Vehicles)	Hour							
	Total	22:00-23:00	23:00-00:00	00:00-01:00	01:00-02:00	02:00-03:00	03:00-04:00	04:00-05:00
MPH								
< 10	0.0%	0.0%	0.0%	0.0%	0.0%	0.0%	0.0%	0.0%
10-14	0.0%	0.0%	0.0%	0.0%	0.0%	0.0%	0.0%	0.0%
15-19	0.0%	0.0%	0.0%	0.0%	0.0%	0.0%	0.0%	0.0%
20-24	1.1%	8.3%	0.0%	0.0%	0.0%	0.0%	0.0%	0.0%
25-29	0.0%	0.0%	0.0%	0.0%	0.0%	0.0%	0.0%	0.0%
30-34	0.0%	0.0%	0.0%	0.0%	0.0%	0.0%	0.0%	0.0%
35-39	1.1%	8.3%	0.0%	0.0%	0.0%	0.0%	0.0%	0.0%
40-44	19.5%	50.0%	20.0%	25.0%	14.3%	21.4%	7.1%	5.6%
45-49	33.3%	0.0%	30.0%	50.0%	28.6%	21.4%	50.0%	44.4%
50-54	26.4%	25.0%	30.0%	0.0%	28.6%	28.6%	21.4%	44.4%
55-59	13.8%	8.3%	20.0%	16.7%	14.3%	14.3%	21.4%	5.6%
60-64	4.6%	0.0%	0.0%	8.3%	14.3%	14.3%	0.0%	0.0%
65-69	0.0%	0.0%	0.0%	0.0%	0.0%	0.0%	0.0%	0.0%
70-74	0.0%	0.0%	0.0%	0.0%	0.0%	0.0%	0.0%	0.0%
>=75	0.0%	0.0%	0.0%	0.0%	0.0%	0.0%	0.0%	0.0%
Total # of vehicles	87	12	10	12	7	14	14	18
Average speed	48.9	43.6	49.9	48.4	50.4	50.4	49.9	49.8
St. Dev.	6.5	9.2	6.1	6.9	6.6	7.0	4.5	3.9
85th percentile	55.0	53.4	55.3	56.0	55.5	58.2	55.1	53.5
Min	22.0	22.0	40.0	40.0	40.0	41.0	44.0	43.0
Max	64.0	55.0	59.0	64.0	60.0	62.0	58.0	59.0
Range	42.0	33.0	19.0	24.0	20.0	21.0	14.0	16.0

Day 3 1st WZ

Vehicle Speed (all vehicles)	Hour								
	Total	22:00-23:00	23:00-00:00	00:00-01:00	01:00-02:00	02:00-03:00	03:00-04:00	04:00-05:00	05:00-06:00
MPH									
< 10	0.1%	0.4%	0.0%	0.0%	0.0%	0.0%	0.0%	0.0%	0.0%
10-14	0.3%	0.0%	0.0%	0.9%	0.8%	0.0%	0.6%	0.0%	0.0%
15-19	1.5%	3.7%	3.0%	0.0%	0.8%	0.0%	0.0%	0.0%	6.7%
20-24	3.4%	10.6%	5.4%	1.3%	0.8%	0.0%	0.0%	0.5%	0.0%
25-29	5.5%	15.8%	7.8%	4.3%	1.5%	1.3%	0.0%	0.0%	0.0%
30-34	10.1%	18.7%	19.5%	9.6%	3.0%	3.2%	0.6%	1.5%	6.7%
35-39	15.1%	21.6%	24.3%	20.4%	16.7%	8.3%	1.9%	1.0%	3.3%
40-44	21.6%	19.4%	24.6%	24.8%	34.8%	27.6%	15.6%	9.3%	3.3%
45-49	22.5%	7.7%	11.7%	20.9%	30.3%	40.4%	38.8%	32.5%	13.3%
50-54	11.6%	1.1%	1.8%	9.6%	9.1%	9.6%	27.5%	34.0%	23.3%
55-59	4.5%	1.1%	0.9%	4.8%	1.5%	5.8%	8.1%	13.4%	3.3%
60-64	1.7%	0.0%	0.3%	1.7%	0.0%	1.9%	5.0%	5.2%	0.0%
65-69	0.7%	0.0%	0.0%	1.3%	0.0%	0.6%	1.9%	1.0%	6.7%
70-74	0.9%	0.0%	0.6%	0.4%	0.8%	1.3%	0.0%	1.5%	16.7%
>=75	0.3%	0.0%	0.0%	0.0%	0.0%	0.0%	0.0%	0.0%	16.7%
Total # of vehicles	1508	273	333	230	132	156	160	194	30
Average speed	42.1	34.2	37.0	42.4	42.9	45.7	49.1	50.4	55.7
St. Dev.	10.1	8.4	8.4	8.8	7.1	7.0	6.7	6.6	18.4
85th percentile	51.0	42.2	45.0	50.0	48.0	51.0	54.2	56.0	74.7
Min	9.0	9.0	15.0	13.0	14.0	25.0	11.0	23.0	15.0
Max	84.0	59.0	73.0	72.0	71.0	70.0	69.0	74.0	84.0
Range	75.0	50.0	58.0	59.0	57.0	45.0	58.0	51.0	69.0

Vehicle Speed (0-25 FT Vehicles)	Hour								
	Total	22:00-23:00	23:00-00:00	00:00-01:00	01:00-02:00	02:00-03:00	03:00-04:00	04:00-05:00	05:00-06:00
MPH									
< 10	0.0%	0.0%	0.0%	0.0%	0.0%	0.0%	0.0%	0.0%	0.0%
10-14	0.4%	0.0%	0.0%	1.3%	1.4%	0.0%	1.3%	0.0%	0.0%
15-19	2.4%	4.7%	4.4%	0.0%	1.4%	0.0%	0.0%	0.0%	9.1%
20-24	3.6%	9.9%	4.4%	1.3%	1.4%	0.0%	0.0%	1.0%	0.0%
25-29	5.4%	14.1%	6.2%	4.0%	2.7%	1.3%	0.0%	0.0%	0.0%
30-34	9.9%	18.2%	17.3%	4.7%	2.7%	2.6%	1.3%	2.9%	9.1%
35-39	15.6%	21.4%	23.1%	19.5%	13.7%	9.1%	3.8%	1.0%	4.5%
40-44	19.8%	20.3%	25.3%	20.1%	30.1%	22.1%	12.8%	6.7%	0.0%
45-49	21.2%	8.3%	14.7%	24.2%	31.5%	39.0%	30.8%	29.5%	9.1%
50-54	10.7%	1.6%	1.8%	12.8%	11.0%	9.1%	28.2%	29.5%	22.7%
55-59	6.0%	1.6%	1.3%	7.4%	2.7%	10.4%	11.5%	17.1%	4.5%
60-64	2.5%	0.0%	0.4%	2.0%	0.0%	3.9%	7.7%	9.5%	0.0%
65-69	1.0%	0.0%	0.0%	2.0%	0.0%	1.3%	2.6%	1.9%	4.5%
70-74	1.1%	0.0%	0.9%	0.7%	1.4%	1.3%	0.0%	1.0%	18.2%
>=75	0.4%	0.0%	0.0%	0.0%	0.0%	0.0%	0.0%	0.0%	18.2%
Total # of vehicles	921	192	225	149	73	77	78	105	22
Average speed	42.2	34.7	37.6	44.0	43.2	47.0	49.7	51.2	55
St. Dev.	10.9	8.5	9.0	9.5	8.7	7.8	8.2	7.2	20
85th percentile	52.0	43.0	46.0	52.8	49.2	55.0	58.0	58.4	75
Min	11.0	17.0	15.0	13.0	14.0	29.0	11.0	23.0	15.0
Max	84.0	59.0	73.0	72.0	71.0	70.0	69.0	70.0	84.0
Range	73.0	42.0	58.0	59.0	57.0	41.0	58.0	47.0	69.0

Vehicle Speed (25-50 FT Vehicles)	Hour								
	Total	22:00-23:00	23:00-00:00	00:00-01:00	01:00-02:00	02:00-03:00	03:00-04:00	04:00-05:00	05:00-06:00
MPH									
< 10	0.4%	2.5%	0.0%	0.0%	0.0%	0.0%	0.0%	0.0%	0.0%
10-14	0.0%	0.0%	0.0%	0.0%	0.0%	0.0%	0.0%	0.0%	0.0%
15-19	0.4%	2.5%	0.0%	0.0%	0.0%	0.0%	0.0%	0.0%	0.0%
20-24	2.5%	12.5%	5.0%	0.0%	0.0%	0.0%	0.0%	0.0%	0.0%
25-29	4.3%	17.5%	7.5%	2.9%	0.0%	2.4%	0.0%	0.0%	0.0%
30-34	4.7%	7.5%	17.5%	5.9%	0.0%	2.4%	0.0%	0.0%	0.0%
35-39	12.2%	27.5%	27.5%	17.6%	16.0%	4.8%	0.0%	0.0%	0.0%
40-44	23.7%	17.5%	25.0%	41.2%	52.0%	26.2%	13.3%	8.5%	16.7%
45-49	29.0%	12.5%	12.5%	23.5%	28.0%	50.0%	46.7%	27.7%	16.7%
50-54	18.3%	0.0%	5.0%	5.9%	4.0%	9.5%	33.3%	53.2%	33.3%
55-59	2.2%	0.0%	0.0%	0.0%	0.0%	2.4%	2.2%	8.5%	0.0%
60-64	0.7%	0.0%	0.0%	2.9%	0.0%	0.0%	2.2%	0.0%	0.0%
65-69	0.4%	0.0%	0.0%	0.0%	0.0%	0.0%	2.2%	0.0%	0.0%
70-74	1.1%	0.0%	0.0%	0.0%	0.0%	2.4%	0.0%	2.1%	16.7%
>=75	0.4%	0.0%	0.0%	0.0%	0.0%	0.0%	0.0%	0.0%	16.7%
Total # of vehicles	279	40	40	34	25	42	45	47	6
Average speed	43.7	33.8	37.8	42.3	42.8	45.3	48.8	50.6	57.0
St. Dev.	8.9	9.4	7.1	6.0	3.3	6.7	4.9	5.3	13.6
85th percentile	51.0	43.2	45.0	46.1	46.4	49.0	52.0	54.0	72.5
Min	9.0	9.0	21.0	29.0	37.0	25.0	40.0	40.0	43.0
Max	77.0	49.0	52.0	62.0	50.0	70.0	67.0	74.0	77.0
Range	68.0	40.0	31.0	33.0	13.0	45.0	27.0	34.0	34.0

Vehicle Speed (50-75 FT Vehicles)	Hour								
	Total	22:00-23:00	23:00-00:00	00:00-01:00	01:00-02:00	02:00-03:00	03:00-04:00	04:00-05:00	05:00-06:00
MPH									
< 10	0.0%	0.0%	0.0%	0.0%	0.0%	0.0%	0.0%	0.0%	#DIV/0!
10-14	0.0%	0.0%	0.0%	0.0%	0.0%	0.0%	0.0%	0.0%	#DIV/0!
15-19	0.0%	0.0%	0.0%	0.0%	0.0%	0.0%	0.0%	0.0%	#DIV/0!
20-24	4.7%	10.7%	12.8%	2.7%	0.0%	0.0%	0.0%	0.0%	#DIV/0!
25-29	9.5%	32.1%	17.0%	8.1%	0.0%	0.0%	0.0%	0.0%	#DIV/0!
30-34	18.0%	35.7%	29.8%	29.7%	8.0%	3.8%	0.0%	0.0%	#DIV/0!
35-39	15.6%	14.3%	23.4%	21.6%	24.0%	11.5%	0.0%	4.5%	#DIV/0!
40-44	22.3%	7.1%	17.0%	24.3%	28.0%	42.3%	23.1%	18.2%	#DIV/0!
45-49	19.0%	0.0%	0.0%	10.8%	32.0%	26.9%	46.2%	40.9%	#DIV/0!
50-54	8.1%	0.0%	0.0%	2.7%	8.0%	15.4%	19.2%	22.7%	#DIV/0!
55-59	2.4%	0.0%	0.0%	0.0%	0.0%	0.0%	7.7%	13.6%	#DIV/0!
60-64	0.5%	0.0%	0.0%	0.0%	0.0%	0.0%	3.8%	0.0%	#DIV/0!
65-69	0.0%	0.0%	0.0%	0.0%	0.0%	0.0%	0.0%	0.0%	#DIV/0!
70-74	0.0%	0.0%	0.0%	0.0%	0.0%	0.0%	0.0%	0.0%	#DIV/0!
>=75	0.0%	0.0%	0.0%	0.0%	0.0%	0.0%	0.0%	0.0%	#DIV/0!
Total # of vehicles	211	28	47	37	25	26	26	22	0
Average speed	39.2	31.1	32.9	36.9	42.0	43.8	48.2	47.8	#DIV/0!
St. Dev.	8.4	5.4	6.1	6.6	5.4	4.6	4.7	5.2	#DIV/0!
85th percentile	48.0	36.9	41.0	44.0	47.0	47.8	52.3	53.9	#NUM!
Min	20.0	24.0	20.0	23.0	30.0	34.0	41.0	37.0	0.0
Max	61.0	44.0	43.0	51.0	53.0	52.0	61.0	57.0	0.0
Range	41.0	20.0	23.0	28.0	23.0	18.0	20.0	20.0	0.0

Vehicle Speed (+75 FT Vehicles)	Hour								
	Total	22:00-23:00	23:00-00:00	00:00-01:00	01:00-02:00	02:00-03:00	03:00-04:00	04:00-05:00	05:00-06:00
MPH									
< 10	0.0%	0.0%	0.0%	0.0%	0.0%	0.0%	0.0%	0.0%	0.0%
10-14	0.0%	0.0%	0.0%	0.0%	0.0%	0.0%	0.0%	0.0%	0.0%
15-19	0.0%	0.0%	0.0%	0.0%	0.0%	0.0%	0.0%	0.0%	0.0%
20-24	2.1%	15.4%	0.0%	0.0%	0.0%	0.0%	0.0%	0.0%	0.0%
25-29	1.0%	0.0%	4.8%	0.0%	0.0%	0.0%	0.0%	0.0%	0.0%
30-34	11.3%	23.1%	23.8%	20.0%	0.0%	9.1%	0.0%	0.0%	0.0%
35-39	17.5%	23.1%	33.3%	40.0%	22.2%	9.1%	0.0%	0.0%	0.0%
40-44	30.9%	38.5%	33.3%	40.0%	44.4%	36.4%	27.3%	15.0%	0.0%
45-49	24.7%	0.0%	4.8%	0.0%	22.2%	45.5%	45.5%	50.0%	50.0%
50-54	8.2%	0.0%	0.0%	0.0%	11.1%	0.0%	18.2%	25.0%	0.0%
55-59	2.1%	0.0%	0.0%	0.0%	0.0%	0.0%	9.1%	5.0%	0.0%
60-64	0.0%	0.0%	0.0%	0.0%	0.0%	0.0%	0.0%	0.0%	0.0%
65-69	1.0%	0.0%	0.0%	0.0%	0.0%	0.0%	0.0%	0.0%	50.0%
70-74	1.0%	0.0%	0.0%	0.0%	0.0%	0.0%	0.0%	5.0%	0.0%
>=75	0.0%	0.0%	0.0%	0.0%	0.0%	0.0%	0.0%	0.0%	0.0%
Total # of vehicles	97	13	21	10	9	11	11	20	2
Average speed	42.4	35.9	37.3	38.9	43.0	42.7	47.6	48.9	58.0
St. Dev.	7.6	6.5	5.0	4.2	4.2	4.1	4.7	6.5	12.7
85th percentile	48.6	41.2	41.0	43.7	46.8	46.0	52.5	50.6	64.3
Min	23.0	23.0	27.0	32.0	38.0	34.0	42.0	42.0	49.0
Max	72.0	44.0	49.0	44.0	51.0	48.0	57.0	72.0	67.0
Range	49.0	21.0	22.0	12.0	13.0	14.0	15.0	30.0	18.0

Day 4 Reference

Vehicle Speed (all vehicles)	Hour							
	Total	22:00-23:00	23:00-00:00	00:00-01:00	01:00-02:00	02:00-03:00	03:00-04:00	04:00-05:00
MPH								
< 10	0.0%	0.0%	0.0%	0.0%	0.0%	0.0%	0.0%	0.0%
10-14	0.1%	0.0%	0.0%	0.7%	0.0%	0.0%	0.0%	0.0%
15-19	0.4%	1.2%	0.0%	0.0%	0.0%	0.9%	0.0%	0.0%
20-24	0.0%	0.0%	0.0%	0.0%	0.0%	0.0%	0.0%	0.0%
25-29	0.4%	0.8%	0.0%	0.7%	0.0%	0.0%	0.0%	1.3%
30-34	4.1%	1.2%	8.0%	5.9%	3.8%	3.7%	1.7%	4.0%
35-39	1.6%	2.8%	1.9%	0.7%	0.9%	0.0%	2.5%	0.0%
40-44	1.5%	2.0%	1.9%	1.3%	0.0%	0.9%	0.8%	2.7%
45-49	4.5%	4.7%	7.1%	2.6%	3.8%	2.8%	5.0%	2.7%
50-54	16.0%	21.3%	17.0%	14.4%	13.2%	13.1%	12.4%	12.0%
55-59	22.9%	20.2%	18.4%	22.9%	23.6%	24.3%	30.6%	29.3%
60-64	19.6%	19.0%	17.5%	22.9%	16.0%	24.3%	19.8%	18.7%
65-69	11.1%	9.9%	12.3%	10.5%	14.2%	10.3%	9.1%	13.3%
70-74	9.7%	9.5%	9.4%	9.8%	11.3%	10.3%	8.3%	10.7%
>=75	8.3%	7.5%	6.6%	7.8%	13.2%	9.3%	9.9%	5.3%
Total # of vehicles	1027	253	212	153	106	107	121	75
Average speed	59.4	58.8	57.7	59.2	61.7	60.9	60.2	59.3
St. Dev.	11.7	11.7	12.1	12.3	11.2	11.8	10.1	10.9
85th percentile	71.0	71.0	70.4	72.0	73.3	72.0	71.0	69.8
Min	12.0	15.0	30.0	12.0	31.0	16.0	31.0	28.0
Max	93.0	90.0	90.0	89.0	92.0	93.0	82.0	92.0
Range	81.0	75.0	60.0	77.0	61.0	77.0	51.0	64.0

Vehicle Speed (0-25 FT Vehicles)	Hour							
	Total	22:00-23:00	23:00-00:00	00:00-01:00	01:00-02:00	02:00-03:00	03:00-04:00	04:00-05:00
MPH								
< 10	0.0%	0.0%	0.0%	0.0%	0.0%	0.0%	0.0%	0.0%
10-14	0.2%	0.0%	0.0%	1.3%	0.0%	0.0%	0.0%	0.0%
15-19	0.8%	2.2%	0.0%	0.0%	0.0%	2.1%	0.0%	0.0%
20-24	0.0%	0.0%	0.0%	0.0%	0.0%	0.0%	0.0%	0.0%
25-29	0.4%	0.7%	0.0%	1.3%	0.0%	0.0%	0.0%	0.0%
30-34	7.9%	2.2%	12.7%	11.4%	7.4%	8.5%	4.3%	10.7%
35-39	1.9%	3.6%	2.4%	0.0%	0.0%	0.0%	4.3%	0.0%
40-44	1.7%	1.4%	2.4%	1.3%	0.0%	2.1%	2.2%	3.6%
45-49	2.9%	2.2%	4.0%	2.5%	3.7%	0.0%	2.2%	7.1%
50-54	7.7%	13.0%	7.1%	6.3%	5.6%	4.3%	6.5%	0.0%
55-59	10.0%	13.0%	9.5%	7.6%	7.4%	2.1%	10.9%	21.4%
60-64	19.3%	18.1%	19.0%	20.3%	14.8%	31.9%	19.6%	10.7%
65-69	17.4%	16.7%	18.3%	17.7%	20.4%	14.9%	13.0%	21.4%
70-74	15.4%	15.2%	15.1%	16.5%	16.7%	14.9%	15.2%	14.3%
>=75	14.3%	11.6%	9.5%	13.9%	24.1%	19.1%	21.7%	10.7%
Total # of vehicles	518	138	126	79	54	47	46	28
Average speed	61.6	61.4	59.5	60.9	65.2	63.6	63.5	60.2
St. Dev.	14.4	13.7	14.3	15.8	13.4	15.8	13.4	14.4
85th percentile	74.0	73.0	72.0	74.0	76.0	78.0	78.3	72.0
Min	12.0	15.0	30.0	12.0	31.0	16.0	31.0	31.0
Max	93.0	90.0	90.0	88.0	92.0	93.0	82.0	92.0
Range	81.0	75.0	60.0	76.0	61.0	77.0	51.0	61.0

Vehicle Speed (25-50 FT Vehicles)	Hour							
	Total	22:00-23:00	23:00-00:00	00:00-01:00	01:00-02:00	02:00-03:00	03:00-04:00	04:00-05:00
MPH								
< 10	0.0%	0.0%	0.0%	0.0%	0.0%	0.0%	0.0%	0.0%
10-14	0.0%	0.0%	0.0%	0.0%	0.0%	0.0%	0.0%	0.0%
15-19	0.0%	0.0%	0.0%	0.0%	0.0%	0.0%	0.0%	0.0%
20-24	0.0%	0.0%	0.0%	0.0%	0.0%	0.0%	0.0%	0.0%
25-29	0.7%	1.5%	0.0%	0.0%	0.0%	0.0%	0.0%	3.3%
30-34	0.4%	0.0%	2.7%	0.0%	0.0%	0.0%	0.0%	0.0%
35-39	1.8%	3.0%	2.7%	2.3%	0.0%	0.0%	2.5%	0.0%
40-44	0.0%	0.0%	0.0%	0.0%	0.0%	0.0%	0.0%	0.0%
45-49	3.2%	4.5%	2.7%	2.3%	0.0%	0.0%	10.0%	0.0%
50-54	20.7%	22.7%	27.0%	16.3%	26.5%	20.0%	15.0%	16.7%
55-59	36.8%	33.3%	43.2%	34.9%	35.3%	43.3%	37.5%	33.3%
60-64	22.1%	22.7%	13.5%	34.9%	23.5%	16.7%	20.0%	20.0%
65-69	6.4%	3.0%	2.7%	4.7%	5.9%	10.0%	10.0%	13.3%
70-74	5.0%	4.5%	2.7%	2.3%	5.9%	6.7%	2.5%	13.3%
>=75	2.9%	4.5%	2.7%	2.3%	2.9%	3.3%	2.5%	0.0%
Total # of vehicles	280	66	37	43	34	30	40	30
Average speed	58.2	57.7	55.8	58.7	59.0	60.2	57.7	59.3
St. Dev.	7.8	8.8	8.0	7.2	6.3	7.3	7.3	8.3
85th percentile	64.0	62.3	60.6	62.0	64.1	65.7	62.6	66.0
Min	28.0	28.0	31.0	38.0	50.0	52.0	37.0	28.0
Max	89.0	86.0	76.0	89.0	77.0	86.0	77.0	73.0
Range	61.0	58.0	45.0	51.0	27.0	34.0	40.0	45.0

Vehicle Speed (50-75 FT Vehicles)	Hour							
	Total	22:00-23:00	23:00-00:00	00:00-01:00	01:00-02:00	02:00-03:00	03:00-04:00	04:00-05:00
MPH								
< 10	0.0%	0.0%	0.0%	0.0%	0.0%	0.0%	0.0%	0.0%
10-14	0.0%	0.0%	0.0%	0.0%	0.0%	0.0%	0.0%	0.0%
15-19	0.0%	0.0%	0.0%	0.0%	0.0%	0.0%	0.0%	0.0%
20-24	0.0%	0.0%	0.0%	0.0%	0.0%	0.0%	0.0%	0.0%
25-29	0.0%	0.0%	0.0%	0.0%	0.0%	0.0%	0.0%	0.0%
30-34	0.0%	0.0%	0.0%	0.0%	0.0%	0.0%	0.0%	0.0%
35-39	0.0%	0.0%	0.0%	0.0%	0.0%	0.0%	0.0%	0.0%
40-44	3.8%	7.1%	2.8%	3.8%	0.0%	0.0%	0.0%	11.1%
45-49	12.1%	14.3%	22.2%	3.8%	20.0%	11.8%	0.0%	0.0%
50-54	33.1%	42.9%	38.9%	34.6%	10.0%	17.6%	23.5%	33.3%
55-59	33.1%	23.8%	22.2%	42.3%	60.0%	47.1%	41.2%	22.2%
60-64	12.1%	11.9%	8.3%	11.5%	0.0%	11.8%	17.6%	33.3%
65-69	1.3%	0.0%	2.8%	0.0%	0.0%	0.0%	5.9%	0.0%
70-74	3.2%	0.0%	0.0%	3.8%	10.0%	11.8%	5.9%	0.0%
>=75	1.3%	0.0%	2.8%	0.0%	0.0%	0.0%	5.9%	0.0%
Total # of vehicles	157	42	36	26	10	17	17	9
Average speed	54.8	52.7	53.6	55.2	55.7	57.2	59.2	55.2
St. Dev.	6.4	5.1	6.6	5.4	6.1	7.3	6.9	6.9
85th percentile	60.0	58.9	58.0	58.5	57.7	60.6	64.6	60.8
Min	40.0	41.0	40.0	44.0	48.0	46.0	52.0	40.0
Max	78.0	62.0	78.0	71.0	70.0	74.0	76.0	62.0
Range	38.0	21.0	38.0	27.0	22.0	28.0	24.0	22.0

Vehicle Speed (+75 FT Vehicles)	Hour							
	Total	22:00-23:00	23:00-00:00	00:00-01:00	01:00-02:00	02:00-03:00	03:00-04:00	04:00-05:00
MPH								
< 10	0.0%	0.0%	0.0%	0.0%	0.0%	0.0%	0.0%	0.0%
10-14	0.0%	0.0%	0.0%	0.0%	0.0%	0.0%	0.0%	0.0%
15-19	0.0%	0.0%	0.0%	0.0%	0.0%	0.0%	0.0%	0.0%
20-24	0.0%	0.0%	0.0%	0.0%	0.0%	0.0%	0.0%	0.0%
25-29	0.0%	0.0%	0.0%	0.0%	0.0%	0.0%	0.0%	0.0%
30-34	0.0%	0.0%	0.0%	0.0%	0.0%	0.0%	0.0%	0.0%
35-39	1.4%	0.0%	0.0%	0.0%	12.5%	0.0%	0.0%	0.0%
40-44	0.0%	0.0%	0.0%	0.0%	0.0%	0.0%	0.0%	0.0%
45-49	4.2%	0.0%	7.7%	0.0%	0.0%	7.7%	5.6%	0.0%
50-54	19.4%	42.9%	23.1%	20.0%	12.5%	23.1%	11.1%	12.5%
55-59	38.9%	14.3%	23.1%	60.0%	37.5%	30.8%	55.6%	50.0%
60-64	27.8%	42.9%	38.5%	20.0%	12.5%	30.8%	22.2%	25.0%
65-69	5.6%	0.0%	7.7%	0.0%	25.0%	7.7%	0.0%	0.0%
70-74	1.4%	0.0%	0.0%	0.0%	0.0%	0.0%	5.6%	0.0%
>=75	1.4%	0.0%	0.0%	0.0%	0.0%	0.0%	0.0%	12.5%
Total # of vehicles	72	7	13	5	8	13	18	8
Average speed	57.8	56.3	57.5	56.4	57.3	57.3	58.3	60.8
St. Dev.	6.1	4.6	5.6	3.0	9.5	4.9	5.2	9.4
85th percentile	62.0	61.1	62.0	59.4	65.9	62.2	62.0	61.0
Min	37.0	51.0	45.0	53.0	37.0	48.0	48.0	54.0
Max	83.0	62.0	66.0	60.0	66.0	65.0	73.0	83.0
Range	46.0	11.0	21.0	7.0	29.0	17.0	25.0	29.0

Day 4 End of Taper

Vehicle Speed (all vehicles)	Hour							
	Total	22:00-23:00	23:00-00:00	00:00-01:00	01:00-02:00	02:00-03:00	03:00-04:00	04:00-05:00
MPH								
< 10	0.0%	0.0%	0.0%	0.0%	0.0%	0.0%	0.0%	0.0%
10-14	0.1%	0.0%	0.0%	0.5%	0.0%	0.0%	0.0%	0.0%
15-19	0.2%	0.2%	0.3%	0.5%	0.0%	0.0%	0.0%	0.0%
20-24	0.2%	0.0%	0.0%	0.5%	0.7%	0.0%	0.0%	0.0%
25-29	1.6%	2.9%	0.7%	3.4%	0.0%	0.7%	0.6%	1.0%
30-34	3.3%	9.1%	1.0%	1.4%	0.0%	2.8%	0.0%	1.0%
35-39	10.2%	13.7%	13.4%	9.6%	2.8%	4.9%	9.5%	6.8%
40-44	20.1%	29.3%	19.1%	20.2%	11.2%	10.4%	20.9%	9.7%
45-49	26.9%	24.5%	23.7%	27.9%	28.7%	30.6%	34.8%	24.3%
50-54	19.2%	11.5%	24.4%	22.1%	25.9%	20.8%	16.5%	21.4%
55-59	10.1%	5.0%	10.7%	7.2%	14.0%	16.0%	10.8%	19.4%
60-64	4.6%	2.2%	2.7%	2.9%	13.3%	8.3%	3.2%	8.7%
65-69	2.0%	0.7%	2.3%	1.4%	2.8%	3.5%	1.3%	4.9%
70-74	1.0%	0.2%	1.3%	1.0%	0.0%	1.4%	1.9%	2.9%
>=75	0.5%	0.2%	0.3%	1.4%	0.7%	0.7%	0.6%	0.0%
Total # of vehicles	1471	416	299	208	143	144	158	103
Average speed	47.5	43.7	47.9	46.8	51.5	50.8	48.1	51.5
St. Dev.	8.8	8.0	8.2	9.5	7.7	8.5	7.7	8.8
85th percentile	56.0	51.0	55.0	54.0	60.0	59.0	55.0	60.0
Min	12.0	19.0	18.0	12.0	22.0	25.0	25.0	29.0
Max	84.0	76.0	79.0	80.0	84.0	79.0	75.0	72.0
Range	72.0	57.0	61.0	68.0	62.0	54.0	50.0	43.0

Vehicle Speed (0-25 FT Vehicles)	Hour							
	Total	22:00-23:00	23:00-00:00	00:00-01:00	01:00-02:00	02:00-03:00	03:00-04:00	04:00-05:00
MPH								
< 10	0.0%	0.0%	0.0%	0.0%	0.0%	0.0%	0.0%	0.0%
10-14	0.1%	0.0%	0.0%	0.7%	0.0%	0.0%	0.0%	0.0%
15-19	0.2%	0.3%	0.5%	0.0%	0.0%	0.0%	0.0%	0.0%
20-24	0.2%	0.3%	0.0%	0.0%	1.1%	0.0%	0.0%	0.0%
25-29	1.3%	2.6%	0.0%	2.2%	0.0%	0.0%	1.2%	1.6%
30-34	3.8%	9.6%	0.9%	1.5%	0.0%	2.5%	0.0%	1.6%
35-39	8.6%	11.8%	10.4%	8.2%	3.2%	2.5%	5.8%	6.5%
40-44	17.9%	25.9%	16.5%	18.7%	9.6%	9.9%	14.0%	9.7%
45-49	25.8%	24.6%	24.5%	26.1%	24.5%	27.2%	33.7%	24.2%
50-54	19.3%	14.4%	25.0%	22.4%	22.3%	21.0%	18.6%	12.9%
55-59	11.7%	6.7%	13.2%	9.7%	14.9%	19.8%	14.0%	17.7%
60-64	6.3%	2.6%	3.8%	4.5%	19.1%	11.1%	5.8%	12.9%
65-69	2.5%	0.6%	2.8%	2.2%	4.3%	3.7%	2.3%	8.1%
70-74	1.5%	0.3%	1.9%	1.5%	0.0%	2.5%	3.5%	4.8%
>=75	0.7%	0.3%	0.5%	2.2%	1.1%	0.0%	1.2%	0.0%
Total # of vehicles	982	313	212	134	94	81	86	62
Average speed	48.4	44.4	49.1	48.4	52.7	52.1	50.3	52.5
St. Dev.	9.3	8.4	8.4	10.0	8.6	8.1	8.8	10.1
85th percentile	57.0	53.0	56.0	57.1	61.0	62.0	59.0	62.9
Min	12.0	19.0	18.0	12.0	22.0	33.0	25.0	29.0
Max	84.0	76.0	79.0	80.0	84.0	72.0	75.0	72.0
Range	72.0	57.0	61.0	68.0	62.0	39.0	50.0	43.0

Vehicle Speed (25-50 FT Vehicles)	Hour							
	Total	22:00-23:00	23:00-00:00	00:00-01:00	01:00-02:00	02:00-03:00	03:00-04:00	04:00-05:00
MPH								
< 10	0.0%	0.0%	0.0%	0.0%	0.0%	0.0%	0.0%	0.0%
10-14	0.0%	0.0%	0.0%	0.0%	0.0%	0.0%	0.0%	0.0%
15-19	0.4%	0.0%	0.0%	2.3%	0.0%	0.0%	0.0%	0.0%
20-24	0.0%	0.0%	0.0%	0.0%	0.0%	0.0%	0.0%	0.0%
25-29	1.8%	1.7%	2.5%	4.5%	0.0%	2.8%	0.0%	0.0%
30-34	2.5%	5.2%	2.5%	2.3%	0.0%	5.6%	0.0%	0.0%
35-39	10.7%	13.8%	20.0%	9.1%	0.0%	8.3%	14.3%	3.4%
40-44	23.2%	39.7%	15.0%	25.0%	22.6%	11.1%	23.8%	13.8%
45-49	28.6%	32.8%	20.0%	25.0%	25.8%	33.3%	38.1%	20.7%
50-54	22.5%	3.4%	32.5%	29.5%	32.3%	19.4%	16.7%	37.9%
55-59	7.5%	0.0%	5.0%	2.3%	16.1%	8.3%	7.1%	24.1%
60-64	1.4%	1.7%	0.0%	0.0%	3.2%	5.6%	0.0%	0.0%
65-69	1.1%	1.7%	2.5%	0.0%	0.0%	2.8%	0.0%	0.0%
70-74	0.0%	0.0%	0.0%	0.0%	0.0%	0.0%	0.0%	0.0%
>=75	0.4%	0.0%	0.0%	0.0%	0.0%	2.8%	0.0%	0.0%
Total # of vehicles	280	58	40	44	31	36	42	29
Average speed	46.4	43.2	46.1	44.4	49.7	48.6	46.1	50.3
St. Dev.	7.3	6.2	7.3	7.9	5.6	10.1	5.1	5.4
85th percentile	53.0	47.0	52.2	52.0	55.0	56.5	50.9	55.0
Min	19.0	29.0	29.0	19.0	40.0	25.0	37.0	38.0
Max	79.0	66.0	66.0	55.0	63.0	79.0	58.0	59.0
Range	60.0	37.0	37.0	36.0	23.0	54.0	21.0	21.0

Vehicle Speed (50-75 FT Vehicles)	Hour							
	Total	22:00-23:00	23:00-00:00	00:00-01:00	01:00-02:00	02:00-03:00	03:00-04:00	04:00-05:00
MPH								
< 10	0.0%	0.0%	0.0%	0.0%	0.0%	0.0%	0.0%	0.0%
10-14	0.0%	0.0%	0.0%	0.0%	0.0%	0.0%	0.0%	0.0%
15-19	0.0%	0.0%	0.0%	0.0%	0.0%	0.0%	0.0%	0.0%
20-24	0.7%	0.0%	0.0%	4.3%	0.0%	0.0%	0.0%	0.0%
25-29	4.1%	8.6%	2.5%	8.7%	0.0%	0.0%	0.0%	0.0%
30-34	2.1%	8.6%	0.0%	0.0%	0.0%	0.0%	0.0%	0.0%
35-39	19.3%	25.7%	22.5%	13.0%	10.0%	7.7%	18.8%	25.0%
40-44	26.2%	42.9%	30.0%	21.7%	0.0%	15.4%	25.0%	0.0%
45-49	28.3%	14.3%	22.5%	34.8%	60.0%	38.5%	37.5%	25.0%
50-54	13.8%	0.0%	17.5%	13.0%	30.0%	23.1%	12.5%	25.0%
55-59	4.8%	0.0%	5.0%	4.3%	0.0%	15.4%	6.3%	12.5%
60-64	0.7%	0.0%	0.0%	0.0%	0.0%	0.0%	0.0%	12.5%
65-69	0.0%	0.0%	0.0%	0.0%	0.0%	0.0%	0.0%	0.0%
70-74	0.0%	0.0%	0.0%	0.0%	0.0%	0.0%	0.0%	0.0%
>=75	0.0%	0.0%	0.0%	0.0%	0.0%	0.0%	0.0%	0.0%
Total # of vehicles	145	35	40	23	10	13	16	8
Average speed	43.7	39.2	44.3	42.7	47.6	48.5	45.1	48.0
St. Dev.	7.2	5.7	6.6	8.3	3.9	5.9	6.4	8.8
85th percentile	51.4	44.0	52.2	50.1	51.3	53.6	50.5	55.8
Min	24.0	26.0	27.0	24.0	39.0	39.0	35.0	36.0
Max	61.0	49.0	59.0	56.0	53.0	58.0	59.0	61.0
Range	37.0	23.0	32.0	32.0	14.0	19.0	24.0	25.0

Vehicle Speed (+75 FT Vehicles)	Hour							
	Total	22:00-23:00	23:00-00:00	00:00-01:00	01:00-02:00	02:00-03:00	03:00-04:00	04:00-05:00
MPH								
< 10	0.0%	0.0%	0.0%	0.0%	0.0%	0.0%	0.0%	0.0%
10-14	0.0%	0.0%	0.0%	0.0%	0.0%	0.0%	0.0%	0.0%
15-19	0.0%	0.0%	0.0%	0.0%	0.0%	0.0%	0.0%	0.0%
20-24	0.0%	0.0%	0.0%	0.0%	0.0%	0.0%	0.0%	0.0%
25-29	0.0%	0.0%	0.0%	0.0%	0.0%	0.0%	0.0%	0.0%
30-34	3.1%	20.0%	0.0%	0.0%	0.0%	0.0%	0.0%	0.0%
35-39	12.5%	30.0%	14.3%	28.6%	0.0%	7.1%	7.1%	0.0%
40-44	25.0%	30.0%	57.1%	14.3%	0.0%	7.1%	50.0%	0.0%
45-49	34.4%	10.0%	28.6%	57.1%	50.0%	35.7%	28.6%	50.0%
50-54	14.1%	10.0%	0.0%	0.0%	37.5%	21.4%	7.1%	25.0%
55-59	7.8%	0.0%	0.0%	0.0%	12.5%	14.3%	7.1%	25.0%
60-64	1.6%	0.0%	0.0%	0.0%	0.0%	7.1%	0.0%	0.0%
65-69	1.6%	0.0%	0.0%	0.0%	0.0%	7.1%	0.0%	0.0%
70-74	0.0%	0.0%	0.0%	0.0%	0.0%	0.0%	0.0%	0.0%
>=75	0.0%	0.0%	0.0%	0.0%	0.0%	0.0%	0.0%	0.0%
Total # of vehicles	64	10	7	7	8	14	14	4
Average speed	46.0	40.5	42.9	43.6	50.1	50.9	44.4	50.3
St. Dev.	6.6	6.5	3.0	4.4	3.9	7.5	4.5	5.0
85th percentile	52.0	46.6	46.0	47.0	53.9	59.1	49.1	54.3
Min	31.0	31.0	38.0	36.0	45.0	38.0	38.0	46.0
Max	65.0	50.0	46.0	47.0	57.0	65.0	55.0	57.0
Range	34.0	19.0	8.0	11.0	12.0	27.0	17.0	11.0

Day 4 1st WZ

		Hour						
Vehicle Speed (all vehicles)	Total	22:00-23:00	23:00-00:00	00:00-01:00	01:00-02:00	02:00-03:00	03:00-04:00	04:00-05:00
MPH								
< 10	0.0%	0.0%	0.0%	0.0%	0.0%	0.0%	0.0%	0.0%
10-14	0.7%	1.9%	0.3%	0.4%	0.6%	0.0%	0.0%	0.0%
15-19	1.4%	3.8%	0.3%	1.2%	0.6%	0.0%	1.3%	0.0%
20-24	3.0%	4.1%	2.7%	7.8%	1.1%	0.6%	0.0%	0.7%
25-29	8.0%	10.1%	10.2%	16.5%	5.7%	0.6%	1.3%	1.3%
30-34	10.6%	14.7%	12.5%	16.0%	10.9%	3.7%	3.9%	0.7%
35-39	16.6%	21.9%	19.3%	15.6%	18.3%	13.6%	9.9%	6.0%
40-44	19.4%	20.2%	22.0%	16.0%	22.3%	18.5%	19.1%	15.2%
45-49	17.6%	9.1%	16.9%	17.3%	20.6%	26.5%	30.9%	16.6%
50-54	11.7%	7.9%	8.8%	3.3%	9.7%	20.4%	19.1%	27.2%
55-59	5.3%	2.9%	3.7%	2.9%	6.3%	10.5%	5.3%	12.6%
60-64	2.9%	2.2%	1.7%	2.1%	2.3%	1.9%	3.9%	9.3%
65-69	1.1%	0.2%	0.7%	0.8%	1.1%	1.9%	2.0%	3.3%
70-74	1.0%	1.0%	0.7%	0.0%	0.6%	1.2%	1.3%	3.3%
>=75	0.6%	0.0%	0.0%	0.0%	0.0%	0.6%	2.0%	4.0%
Total # of vehicles	1594	416	295	243	175	162	152	151
Average speed	42.0	38.0	40.6	37.5	42.5	47.2	47.3	51.8
St. Dev.	11.1	10.9	9.6	10.2	9.6	8.7	9.8	10.4
85th percentile	52.0	49.0	50.0	48.0	51.9	55.0	54.0	61.0
Min	12.0	12.0	14.0	13.0	12.0	20.0	16.0	21.0
Max	82.0	72.0	74.0	68.0	70.0	79.0	81.0	82.0
Range	70.0	60.0	60.0	55.0	58.0	59.0	65.0	61.0
		Hour						
Vehicle Speed (0-25 FT Vehicles)	Total	22:00-23:00	23:00-00:00	00:00-01:00	01:00-02:00	02:00-03:00	03:00-04:00	04:00-05:00
MPH								
< 10	0.0%	0.0%	0.0%	0.0%	0.0%	0.0%	0.0%	0.0%
10-14	0.7%	1.7%	0.5%	0.0%	1.1%	0.0%	0.0%	0.0%
15-19	2.0%	4.8%	0.0%	1.4%	1.1%	0.0%	2.8%	0.0%
20-24	2.6%	3.5%	1.6%	5.4%	2.1%	1.2%	0.0%	1.3%
25-29	8.5%	9.7%	10.6%	16.3%	5.3%	0.0%	2.8%	2.6%
30-34	10.4%	13.5%	10.6%	15.6%	10.5%	4.8%	2.8%	1.3%
35-39	13.9%	18.7%	16.4%	15.6%	9.5%	6.0%	6.9%	6.6%
40-44	18.8%	21.8%	23.3%	15.6%	17.9%	11.9%	16.7%	13.2%
45-49	18.1%	9.7%	21.2%	19.7%	27.4%	27.4%	23.6%	11.8%
50-54	14.1%	10.0%	11.6%	4.1%	11.6%	26.2%	30.6%	28.9%
55-59	6.1%	3.5%	2.6%	3.4%	9.5%	15.5%	5.6%	15.8%
60-64	2.6%	2.1%	1.1%	1.4%	2.1%	2.4%	4.2%	10.5%
65-69	0.8%	0.0%	0.5%	1.4%	1.1%	1.2%	2.8%	1.3%
70-74	0.9%	1.0%	0.0%	0.0%	1.1%	2.4%	0.0%	3.9%
>=75	0.4%	0.0%	0.0%	0.0%	0.0%	1.2%	1.4%	2.6%
Total # of vehicles	952	289	189	147	95	84	72	76
Average speed	42.2	38.5	41.1	38.4	43.5	49.3	47.4	51.3
St. Dev.	11.1	11.1	8.8	10.2	10.5	9.2	10.2	10.5
85th percentile	53.0	50.0	50.0	48.0	53.0	58.0	54.0	60.0
Min	12.0	12.0	14.0	16.0	12.0	20.0	16.0	21.0
Max	79.0	71.0	68.0	68.0	70.0	79.0	79.0	76.0
Range	67.0	59.0	54.0	52.0	58.0	59.0	63.0	55.0

Vehicle Speed (25-50 FT Vehicles)	Hour							
	Total	22:00-23:00	23:00-00:00	00:00-01:00	01:00-02:00	02:00-03:00	03:00-04:00	04:00-05:00
MPH								
< 10	0.0%	0.0%	0.0%	0.0%	0.0%	0.0%	0.0%	0.0%
10-14	1.0%	3.1%	0.0%	2.4%	0.0%	0.0%	0.0%	0.0%
15-19	0.3%	1.5%	0.0%	0.0%	0.0%	0.0%	0.0%	0.0%
20-24	1.3%	4.6%	2.2%	0.0%	0.0%	0.0%	0.0%	0.0%
25-29	3.3%	4.6%	6.7%	2.4%	6.5%	2.7%	0.0%	0.0%
30-34	8.5%	15.4%	8.9%	14.3%	9.7%	0.0%	7.7%	0.0%
35-39	17.6%	24.6%	26.7%	19.0%	16.1%	10.8%	17.9%	4.2%
40-44	23.8%	24.6%	17.8%	26.2%	48.4%	18.9%	20.5%	16.7%
45-49	18.9%	9.2%	11.1%	23.8%	3.2%	32.4%	33.3%	22.9%
50-54	11.1%	4.6%	6.7%	4.8%	9.7%	21.6%	7.7%	25.0%
55-59	5.9%	3.1%	8.9%	4.8%	0.0%	10.8%	2.6%	10.4%
60-64	3.9%	1.5%	6.7%	2.4%	6.5%	0.0%	2.6%	8.3%
65-69	1.3%	1.5%	0.0%	0.0%	0.0%	2.7%	0.0%	4.2%
70-74	1.6%	1.5%	4.4%	0.0%	0.0%	0.0%	2.6%	2.1%
>=75	1.6%	0.0%	0.0%	0.0%	0.0%	0.0%	5.1%	6.3%
Total # of vehicles	307	65	45	42	31	37	39	48
Average speed	44.3	39.0	43.6	41.4	41.3	47.4	46.5	52.3
St. Dev.	11.0	11.3	11.6	8.6	8.2	7.4	11.1	10.3
85th percentile	54.0	48.4	58.4	48.9	48.0	54.0	51.0	62.9
Min	13.0	14.0	20.0	13.0	25.0	29.0	30.0	38.0
Max	82.0	72.0	74.0	61.0	61.0	69.0	81.0	82.0
Range	69.0	58.0	54.0	48.0	36.0	40.0	51.0	44.0

Vehicle Speed (50-75 FT Vehicles)	Hour							
	Total	22:00-23:00	23:00-00:00	00:00-01:00	01:00-02:00	02:00-03:00	03:00-04:00	04:00-05:00
MPH								
< 10	0.0%	0.0%	0.0%	0.0%	0.0%	0.0%	0.0%	0.0%
10-14	0.0%	0.0%	0.0%	0.0%	0.0%	0.0%	0.0%	0.0%
15-19	1.4%	2.4%	2.5%	2.6%	0.0%	0.0%	0.0%	0.0%
20-24	8.6%	9.8%	10.0%	25.6%	0.0%	0.0%	0.0%	0.0%
25-29	13.8%	17.1%	15.0%	33.3%	9.4%	0.0%	0.0%	0.0%
30-34	18.6%	24.4%	30.0%	23.1%	15.6%	9.5%	4.5%	0.0%
35-39	23.8%	31.7%	17.5%	7.7%	46.9%	42.9%	4.5%	13.3%
40-44	11.4%	7.3%	17.5%	5.1%	6.3%	19.0%	18.2%	13.3%
45-49	11.4%	0.0%	5.0%	2.6%	18.8%	19.0%	36.4%	20.0%
50-54	4.8%	2.4%	2.5%	0.0%	3.1%	4.8%	13.6%	20.0%
55-59	1.0%	0.0%	0.0%	0.0%	0.0%	0.0%	4.5%	6.7%
60-64	2.9%	4.9%	0.0%	0.0%	0.0%	4.8%	9.1%	6.7%
65-69	1.0%	0.0%	0.0%	0.0%	0.0%	0.0%	4.5%	6.7%
70-74	1.0%	0.0%	0.0%	0.0%	0.0%	0.0%	4.5%	6.7%
>=75	0.5%	0.0%	0.0%	0.0%	0.0%	0.0%	0.0%	6.7%
Total # of vehicles	210	41	40	39	32	21	22	15
Average speed	37.4	33.9	33.8	29.0	38.4	41.6	49.6	53.0
St. Dev.	10.9	9.1	7.9	6.4	6.6	6.6	9.4	12.4
85th percentile	47.7	39.0	43.0	34.3	46.1	45.0	60.6	66.5
Min	16.0	17.0	16.0	18.0	26.0	31.0	34.0	37.0
Max	80.0	62.0	50.0	45.0	53.0	61.0	73.0	80.0
Range	64.0	45.0	34.0	27.0	27.0	30.0	39.0	43.0

Vehicle Speed (+75 FT Vehicles)	Hour							
	Total	22:00-23:00	23:00-00:00	00:00-01:00	01:00-02:00	02:00-03:00	03:00-04:00	04:00-05:00
MPH								
< 10	0.0%	0.0%	0.0%	0.0%	0.0%	0.0%	0.0%	0.0%
10-14	0.8%	4.8%	0.0%	0.0%	0.0%	0.0%	0.0%	0.0%
15-19	0.0%	0.0%	0.0%	0.0%	0.0%	0.0%	0.0%	0.0%
20-24	0.8%	0.0%	0.0%	6.7%	0.0%	0.0%	0.0%	0.0%
25-29	5.6%	19.0%	4.8%	13.3%	0.0%	0.0%	0.0%	0.0%
30-34	4.0%	9.5%	4.8%	6.7%	5.9%	0.0%	0.0%	0.0%
35-39	22.4%	38.1%	33.3%	26.7%	17.6%	20.0%	10.5%	0.0%
40-44	26.4%	9.5%	28.6%	20.0%	29.4%	45.0%	26.3%	25.0%
45-49	21.6%	19.0%	14.3%	13.3%	17.6%	20.0%	47.4%	16.7%
50-54	7.2%	0.0%	0.0%	0.0%	11.8%	10.0%	5.3%	33.3%
55-59	5.6%	0.0%	9.5%	0.0%	11.8%	0.0%	10.5%	8.3%
60-64	2.4%	0.0%	0.0%	13.3%	0.0%	0.0%	0.0%	8.3%
65-69	3.2%	0.0%	4.8%	0.0%	5.9%	5.0%	0.0%	8.3%
70-74	0.0%	0.0%	0.0%	0.0%	0.0%	0.0%	0.0%	0.0%
>=75	0.0%	0.0%	0.0%	0.0%	0.0%	0.0%	0.0%	0.0%
Total # of vehicles	125	21	21	15	17	20	19	12
Average speed	43.1	35.8	42.3	39.5	46.4	44.2	45.7	51.2
St. Dev.	9.5	8.5	9.6	10.8	9.4	7.3	5.7	8.3
85th percentile	51.0	45.0	48.0	47.7	55.6	49.5	49.3	58.2
Min	14.0	14.0	25.0	23.0	33.0	36.0	35.0	41.0
Max	69.0	49.0	69.0	61.0	69.0	68.0	57.0	69.0
Range	55.0	35.0	44.0	38.0	36.0	32.0	22.0	28.0

Day 4 2nd WZ

Vehicle Speed (all vehicles)	Hour							
	Total	22:00-23:00	23:00-00:00	00:00-01:00	01:00-02:00	02:00-03:00	03:00-04:00	04:00-05:00
MPH								
< 10	0.0%	0.0%	0.0%	0.0%	0.0%	0.0%	0.0%	0.0%
10-14	0.4%	1.2%	0.0%	0.0%	1.0%	0.0%	0.0%	0.0%
15-19	0.6%	0.6%	1.0%	0.0%	2.1%	0.0%	0.0%	0.0%
20-24	1.6%	0.6%	0.7%	3.9%	4.2%	1.8%	0.0%	0.0%
25-29	4.2%	2.1%	5.0%	7.5%	9.4%	3.6%	0.6%	0.0%
30-34	9.1%	5.6%	16.1%	13.2%	12.6%	7.2%	2.5%	1.9%
35-39	16.3%	9.8%	23.8%	17.5%	18.8%	22.3%	11.9%	8.9%
40-44	20.6%	17.8%	22.1%	17.1%	18.8%	24.7%	26.9%	20.4%
45-49	23.5%	27.5%	18.5%	20.6%	20.4%	21.1%	30.6%	27.4%
50-54	13.0%	19.8%	8.1%	9.2%	9.4%	14.5%	10.6%	18.5%
55-59	5.6%	6.8%	2.7%	7.9%	1.6%	1.2%	7.5%	12.7%
60-64	3.1%	4.7%	1.7%	1.3%	1.6%	2.4%	4.4%	6.4%
65-69	1.0%	1.5%	0.3%	1.8%	0.0%	0.6%	0.0%	2.5%
70-74	0.6%	1.5%	0.0%	0.0%	0.0%	0.6%	1.9%	0.0%
>=75	0.6%	0.6%	0.0%	0.0%	0.0%	0.0%	3.1%	1.3%
Total # of vehicles	1538	338	298	228	191	166	160	157
Average speed	43.6	46.4	40.6	41.7	39.2	42.7	47.3	48.9
St. Dev.	9.7	9.9	8.0	9.8	9.6	8.1	9.3	8.3
85th percentile	52.0	54.5	49.0	52.0	49.0	50.3	55.0	57.6
Min	11.0	12.0	18.0	20.0	11.0	22.0	27.0	30.0
Max	79.0	75.0	65.0	67.0	62.0	72.0	79.0	78.0
Range	68.0	63.0	47.0	47.0	51.0	50.0	52.0	48.0

Vehicle Speed (0-25 FT Vehicles)	Hour							
	Total	22:00-23:00	23:00-00:00	00:00-01:00	01:00-02:00	02:00-03:00	03:00-04:00	04:00-05:00
MPH								
< 10	0.0%	0.0%	0.0%	0.0%	0.0%	0.0%	0.0%	0.0%
10-14	0.5%	1.7%	0.0%	0.0%	0.9%	0.0%	0.0%	0.0%
15-19	0.6%	0.9%	0.9%	0.0%	1.8%	0.0%	0.0%	0.0%
20-24	1.2%	0.9%	0.5%	2.8%	1.8%	2.2%	0.0%	0.0%
25-29	3.6%	2.1%	4.7%	6.3%	6.4%	2.2%	1.3%	0.0%
30-34	7.6%	4.7%	12.8%	12.6%	6.4%	6.5%	2.6%	2.3%
35-39	15.6%	9.4%	23.2%	16.1%	19.1%	16.1%	11.8%	11.5%
40-44	18.5%	14.5%	22.3%	17.5%	20.0%	21.5%	19.7%	16.1%
45-49	23.1%	26.4%	19.4%	18.9%	23.6%	26.9%	27.6%	21.8%
50-54	15.3%	21.7%	10.0%	11.2%	14.5%	18.3%	11.8%	18.4%
55-59	7.9%	8.1%	3.8%	11.2%	2.7%	2.2%	11.8%	20.7%
60-64	3.7%	6.0%	1.9%	0.7%	2.7%	3.2%	7.9%	4.6%
65-69	1.3%	1.7%	0.5%	2.8%	0.0%	0.0%	0.0%	3.4%
70-74	0.7%	1.7%	0.0%	0.0%	0.0%	1.1%	2.6%	0.0%
>=75	0.4%	0.4%	0.0%	0.0%	0.0%	0.0%	2.6%	1.1%
Total # of vehicles	955	235	211	143	110	93	76	87
Average speed	44.7	46.9	41.6	43.1	42.0	44.1	48.6	49.5
St. Dev.	9.8	10.5	8.2	9.9	9.3	8.2	10.1	8.5
85th percentile	54.0	55.9	50.0	54.0	50.7	51.2	57.8	58.1
Min	11.0	12.0	18.0	21.0	11.0	22.0	27.0	30.0
Max	79.0	75.0	65.0	67.0	62.0	72.0	79.0	77.0
Range	68.0	63.0	47.0	46.0	51.0	50.0	52.0	47.0

Vehicle Speed (25-50 FT Vehicles)	Hour							
	Total	22:00-23:00	23:00-00:00	00:00-01:00	01:00-02:00	02:00-03:00	03:00-04:00	04:00-05:00
MPH								
< 10	0.0%	0.0%	0.0%	0.0%	0.0%	0.0%	0.0%	0.0%
10-14	0.3%	0.0%	0.0%	0.0%	3.4%	0.0%	0.0%	0.0%
15-19	0.3%	0.0%	2.3%	0.0%	0.0%	0.0%	0.0%	0.0%
20-24	1.6%	0.0%	2.3%	6.4%	3.4%	0.0%	0.0%	0.0%
25-29	1.9%	1.4%	4.7%	2.1%	0.0%	5.6%	0.0%	0.0%
30-34	7.6%	4.3%	20.9%	8.5%	20.7%	2.8%	2.0%	0.0%
35-39	13.7%	15.7%	20.9%	21.3%	13.8%	22.2%	10.2%	7.5%
40-44	25.5%	28.6%	18.6%	14.9%	24.1%	33.3%	32.7%	25.0%
45-49	28.0%	32.9%	20.9%	27.7%	31.0%	19.4%	28.6%	32.5%
50-54	13.1%	17.1%	7.0%	10.6%	3.4%	11.1%	12.2%	25.0%
55-59	2.2%	4.3%	0.0%	4.3%	0.0%	0.0%	4.1%	0.0%
60-64	2.9%	1.4%	2.3%	4.3%	0.0%	2.8%	2.0%	7.5%
65-69	1.0%	1.4%	0.0%	0.0%	0.0%	2.8%	0.0%	2.5%
70-74	0.6%	1.4%	0.0%	0.0%	0.0%	0.0%	2.0%	0.0%
>=75	1.3%	1.4%	0.0%	0.0%	0.0%	0.0%	6.1%	0.0%
Total # of vehicles	314	70	43	47	29	36	49	40
Average speed	44.2	46.5	39.3	42.4	39.5	43.1	47.7	47.9
St. Dev.	9.0	8.1	8.2	9.4	8.6	7.8	10.0	6.8
85th percentile	51.0	52.0	47.0	52.1	45.8	49.8	52.0	52.2
Min	11.0	28.0	18.0	20.0	11.0	28.0	34.0	35.0
Max	78.0	75.0	62.0	61.0	52.0	67.0	78.0	67.0
Range	67.0	47.0	44.0	41.0	41.0	39.0	44.0	32.0

Vehicle Speed (50-75 FT Vehicles)	Hour							
	Total	22:00-23:00	23:00-00:00	00:00-01:00	01:00-02:00	02:00-03:00	03:00-04:00	04:00-05:00
MPH								
< 10	0.0%	0.0%	0.0%	0.0%	0.0%	0.0%	0.0%	0.0%
10-14	0.0%	0.0%	0.0%	0.0%	0.0%	0.0%	0.0%	0.0%
15-19	1.1%	0.0%	0.0%	0.0%	5.0%	0.0%	0.0%	0.0%
20-24	4.4%	0.0%	0.0%	7.1%	12.5%	4.2%	0.0%	0.0%
25-29	12.1%	0.0%	12.0%	25.0%	25.0%	8.3%	0.0%	0.0%
30-34	20.3%	20.0%	44.0%	21.4%	25.0%	12.5%	5.0%	5.0%
35-39	19.8%	20.0%	16.0%	21.4%	17.5%	45.8%	10.0%	5.0%
40-44	19.8%	20.0%	20.0%	14.3%	10.0%	16.7%	45.0%	25.0%
45-49	15.9%	24.0%	8.0%	10.7%	5.0%	4.2%	40.0%	35.0%
50-54	3.8%	12.0%	0.0%	0.0%	0.0%	8.3%	0.0%	10.0%
55-59	1.1%	4.0%	0.0%	0.0%	0.0%	0.0%	0.0%	5.0%
60-64	1.1%	0.0%	0.0%	0.0%	0.0%	0.0%	0.0%	10.0%
65-69	0.0%	0.0%	0.0%	0.0%	0.0%	0.0%	0.0%	0.0%
70-74	0.0%	0.0%	0.0%	0.0%	0.0%	0.0%	0.0%	0.0%
>=75	0.5%	0.0%	0.0%	0.0%	0.0%	0.0%	0.0%	5.0%
Total # of vehicles	182	25	25	28	40	24	20	20
Average speed	37.7	41.8	35.2	33.7	31.4	37.5	43.1	48.6
St. Dev.	9.1	7.1	5.9	7.2	7.8	7.1	4.0	10.5
85th percentile	46.9	48.8	41.4	41.0	38.3	42.6	48.0	57.2
Min	16.0	30.0	25.0	23.0	16.0	22.0	34.0	32.0
Max	78.0	56.0	48.0	49.0	49.0	54.0	49.0	78.0
Range	62.0	26.0	23.0	26.0	33.0	32.0	15.0	46.0

Vehicle Speed (+75 FT Vehicles)	Hour							
	Total	22:00-23:00	23:00-00:00	00:00-01:00	01:00-02:00	02:00-03:00	03:00-04:00	04:00-05:00
MPH								
< 10	0.0%	0.0%	0.0%	0.0%	0.0%	0.0%	0.0%	0.0%
10-14	0.0%	0.0%	0.0%	0.0%	0.0%	0.0%	0.0%	0.0%
15-19	0.0%	0.0%	0.0%	0.0%	0.0%	0.0%	0.0%	0.0%
20-24	0.0%	0.0%	0.0%	0.0%	0.0%	0.0%	0.0%	0.0%
25-29	2.3%	12.5%	0.0%	0.0%	8.3%	0.0%	0.0%	0.0%
30-34	6.9%	0.0%	5.3%	20.0%	8.3%	15.4%	0.0%	0.0%
35-39	25.3%	25.0%	47.4%	10.0%	33.3%	23.1%	20.0%	0.0%
40-44	27.6%	12.5%	31.6%	30.0%	25.0%	38.5%	20.0%	30.0%
45-49	26.4%	25.0%	15.8%	40.0%	16.7%	15.4%	40.0%	40.0%
50-54	6.9%	12.5%	0.0%	0.0%	8.3%	7.7%	13.3%	10.0%
55-59	2.3%	0.0%	0.0%	0.0%	0.0%	0.0%	6.7%	10.0%
60-64	2.3%	12.5%	0.0%	0.0%	0.0%	0.0%	0.0%	10.0%
65-69	0.0%	0.0%	0.0%	0.0%	0.0%	0.0%	0.0%	0.0%
70-74	0.0%	0.0%	0.0%	0.0%	0.0%	0.0%	0.0%	0.0%
>=75	0.0%	0.0%	0.0%	0.0%	0.0%	0.0%	0.0%	0.0%
Total # of vehicles	87	8	19	10	12	13	15	10
Average speed	42.5	44.6	39.7	41.3	39.6	41.0	45.1	48.7
St. Dev.	6.8	10.4	4.5	5.9	6.6	6.2	5.5	6.4
85th percentile	48.1	52.8	44.6	46.3	46.0	46.0	50.7	54.3
Min	27.0	27.0	34.0	32.0	27.0	31.0	37.0	41.0
Max	62.0	61.0	49.0	49.0	50.0	54.0	55.0	62.0
Range	35.0	34.0	15.0	17.0	23.0	23.0	18.0	21.0

Day 5 Reference

Vehicle Speed (all vehicles)	Hour						
	Total	23:00-00:00	00:00-01:00	01:00-02:00	02:00-03:00	03:00-04:00	04:00-05:00
MPH							
< 10	0.0%	0.0%	0.0%	0.0%	0.0%	0.0%	0.0%
10-14	0.0%	0.0%	0.0%	0.0%	0.0%	0.0%	0.0%
15-19	0.0%	0.0%	0.0%	0.0%	0.0%	0.0%	0.0%
20-24	0.0%	0.0%	0.0%	0.0%	0.0%	0.0%	0.0%
25-29	0.0%	0.0%	0.0%	0.0%	0.0%	0.0%	0.0%
30-34	0.0%	0.0%	0.0%	0.0%	0.0%	0.0%	0.0%
35-39	0.0%	0.0%	0.0%	0.0%	0.0%	0.0%	0.0%
40-44	0.4%	0.3%	0.5%	1.8%	0.0%	0.0%	0.0%
45-49	3.2%	2.9%	5.0%	3.7%	3.2%	3.0%	0.7%
50-54	12.0%	10.7%	12.8%	12.9%	14.9%	12.1%	9.1%
55-59	21.0%	19.5%	21.5%	24.5%	22.1%	20.2%	19.6%
60-64	19.7%	15.3%	16.9%	22.7%	17.5%	25.8%	24.5%
65-69	13.3%	14.3%	15.1%	6.1%	16.2%	14.6%	11.9%
70-74	11.6%	13.3%	13.2%	12.9%	5.8%	10.6%	11.9%
>=75	18.6%	23.7%	15.1%	15.3%	20.1%	13.6%	22.4%
Total # of vehicles	1185	308	219	163	154	198	143
Average speed	64.6	66.2	63.9	63.2	64.2	63.7	65.8
St. Dev.	10.5	11.1	10.7	10.9	10.4	9.4	9.7
85th percentile	76.0	78.0	74.3	74.7	76.0	73.5	76.0
Min	40.0	40.0	44.0	42.0	45.0	45.0	49.0
Max	110.0	95.0	99.0	110.0	101.0	95.0	102.0
Range	70.0	55.0	55.0	68.0	56.0	50.0	53.0

Vehicle Speed (0-25 FT Vehicles)	Hour						
	Total	23:00-00:00	00:00-01:00	01:00-02:00	02:00-03:00	03:00-04:00	04:00-05:00
MPH							
< 10	0.0%	0.0%	0.0%	0.0%	0.0%	0.0%	0.0%
10-14	0.0%	0.0%	0.0%	0.0%	0.0%	0.0%	0.0%
15-19	0.0%	0.0%	0.0%	0.0%	0.0%	0.0%	0.0%
20-24	0.0%	0.0%	0.0%	0.0%	0.0%	0.0%	0.0%
25-29	0.0%	0.0%	0.0%	0.0%	0.0%	0.0%	0.0%
30-34	0.0%	0.0%	0.0%	0.0%	0.0%	0.0%	0.0%
35-39	0.0%	0.0%	0.0%	0.0%	0.0%	0.0%	0.0%
40-44	0.0%	0.0%	0.0%	0.0%	0.0%	0.0%	0.0%
45-49	0.3%	0.0%	0.0%	0.0%	1.3%	1.1%	0.0%
50-54	3.5%	2.6%	2.8%	4.6%	6.7%	3.3%	2.6%
55-59	7.1%	8.4%	5.5%	6.2%	6.7%	7.8%	6.6%
60-64	15.2%	11.1%	14.7%	15.4%	16.0%	20.0%	19.7%
65-69	19.3%	20.0%	24.8%	12.3%	20.0%	21.1%	13.2%
70-74	20.5%	21.1%	22.9%	29.2%	10.7%	18.9%	19.7%
>=75	34.0%	36.8%	29.4%	32.3%	38.7%	27.8%	38.2%
Total # of vehicles	605	190	109	65	75	90	76
Average speed	70.9	71.6	70.8	71.7	70.2	69.5	70.9
St. Dev.	9.7	9.4	9.3	10.7	10.6	9.5	9.2
85th percentile	80.0	80.7	79.0	80.4	80.9	77.7	78.8
Min	45.0	52.0	50.0	50.0	45.0	47.0	54.0
Max	110.0	95.0	99.0	110.0	101.0	95.0	102.0
Range	65.0	43.0	49.0	60.0	56.0	48.0	48.0

	Hour						
Vehicle Speed (25-50 FT Vehicles)	Total	23:00-00:00	00:00-01:00	01:00-02:00	02:00-03:00	03:00-04:00	04:00-05:00
MPH							
< 10	0.0%	0.0%	0.0%	0.0%	0.0%	0.0%	0.0%
10-14	0.0%	0.0%	0.0%	0.0%	0.0%	0.0%	0.0%
15-19	0.0%	0.0%	0.0%	0.0%	0.0%	0.0%	0.0%
20-24	0.0%	0.0%	0.0%	0.0%	0.0%	0.0%	0.0%
25-29	0.0%	0.0%	0.0%	0.0%	0.0%	0.0%	0.0%
30-34	0.0%	0.0%	0.0%	0.0%	0.0%	0.0%	0.0%
35-39	0.0%	0.0%	0.0%	0.0%	0.0%	0.0%	0.0%
40-44	0.3%	0.0%	1.5%	0.0%	0.0%	0.0%	0.0%
45-49	3.5%	6.2%	7.4%	2.2%	0.0%	1.7%	0.0%
50-54	18.8%	18.5%	19.1%	21.7%	22.7%	17.2%	12.1%
55-59	36.3%	40.0%	39.7%	37.0%	36.4%	32.8%	27.3%
60-64	25.2%	23.1%	20.6%	28.3%	15.9%	31.0%	36.4%
65-69	7.0%	6.2%	4.4%	0.0%	18.2%	6.9%	9.1%
70-74	4.1%	1.5%	5.9%	2.2%	2.3%	6.9%	16.1%
>=75	4.8%	4.6%	1.5%	8.7%	4.5%	3.4%	9.1%
Total # of vehicles	314	65	68	46	44	58	33
Average speed	59.3	58.6	58.0	59.3	59.9	59.8	61.8
St. Dev.	7.4	8.6	7.8	7.2	6.4	6.3	7.4
85th percentile	65.0	63.4	63.0	63.0	67.6	65.9	66.0
Min	44.0	45.0	44.0	49.0	52.0	48.0	51.0
Max	95.0	95.0	95.0	80.0	77.0	76.0	83.0
Range	51.0	50.0	51.0	31.0	25.0	28.0	32.0

	Hour						
Vehicle Speed (50-75 FT Vehicles)	Total	23:00-00:00	00:00-01:00	01:00-02:00	02:00-03:00	03:00-04:00	04:00-05:00
MPH							
< 10	0.0%	0.0%	0.0%	0.0%	0.0%	0.0%	0.0%
10-14	0.0%	0.0%	0.0%	0.0%	0.0%	0.0%	0.0%
15-19	0.0%	0.0%	0.0%	0.0%	0.0%	0.0%	0.0%
20-24	0.0%	0.0%	0.0%	0.0%	0.0%	0.0%	0.0%
25-29	0.0%	0.0%	0.0%	0.0%	0.0%	0.0%	0.0%
30-34	0.0%	0.0%	0.0%	0.0%	0.0%	0.0%	0.0%
35-39	0.0%	0.0%	0.0%	0.0%	0.0%	0.0%	0.0%
40-44	2.1%	2.7%	0.0%	8.1%	0.0%	0.0%	0.0%
45-49	11.8%	10.8%	18.2%	13.5%	11.5%	11.1%	3.8%
50-54	27.2%	37.8%	30.3%	16.2%	26.9%	27.8%	23.1%
55-59	34.4%	32.4%	27.3%	29.7%	38.5%	30.6%	53.8%
60-64	20.5%	13.5%	18.2%	24.3%	23.1%	27.8%	15.4%
65-69	3.6%	2.7%	6.1%	5.4%	0.0%	2.8%	3.8%
70-74	0.5%	0.0%	0.0%	2.7%	0.0%	0.0%	0.0%
>=75	0.0%	0.0%	0.0%	0.0%	0.0%	0.0%	0.0%
Total # of vehicles	195	37	33	37	26	36	26
Average speed	55.5	54.6	54.7	55.3	55.6	56.4	57.0
St. Dev.	5.3	5.1	5.5	6.6	4.6	5.3	4.0
85th percentile	61.0	59.6	61.0	61.6	60.0	61.8	62.0
Min	40.0	40.0	47.0	42.0	47.0	45.0	49.0
Max	70.0	68.0	67.0	70.0	64.0	69.0	65.0
Range	30.0	28.0	20.0	28.0	17.0	24.0	16.0

Vehicle Speed (+75 FT Vehicles)	Hour						
	Total	23:00-00:00	00:00-01:00	01:00-02:00	02:00-03:00	03:00-04:00	04:00-05:00
MPH							
< 10	0.0%	0.0%	0.0%	0.0%	0.0%	0.0%	0.0%
10-14	0.0%	0.0%	0.0%	0.0%	0.0%	0.0%	0.0%
15-19	0.0%	0.0%	0.0%	0.0%	0.0%	0.0%	0.0%
20-24	0.0%	0.0%	0.0%	0.0%	0.0%	0.0%	0.0%
25-29	0.0%	0.0%	0.0%	0.0%	0.0%	0.0%	0.0%
30-34	0.0%	0.0%	0.0%	0.0%	0.0%	0.0%	0.0%
35-39	0.0%	0.0%	0.0%	0.0%	0.0%	0.0%	0.0%
40-44	0.0%	0.0%	0.0%	0.0%	0.0%	0.0%	0.0%
45-49	2.8%	6.3%	0.0%	0.0%	11.1%	0.0%	0.0%
50-54	12.7%	12.5%	22.2%	13.3%	11.1%	7.1%	12.5%
55-59	35.2%	37.5%	55.6%	53.3%	33.3%	21.4%	0.0%
60-64	32.4%	37.5%	11.1%	33.3%	22.2%	35.7%	50.0%
65-69	16.9%	6.3%	11.1%	0.0%	22.2%	35.7%	37.5%
70-74	0.0%	0.0%	0.0%	0.0%	0.0%	0.0%	0.0%
>=75	0.0%	0.0%	0.0%	0.0%	0.0%	0.0%	0.0%
Total # of vehicles	71	16	9	15	9	14	8
Average speed	59.5	58.4	58.4	58.3	58.9	61.9	62.0
St. Dev.	4.9	5.2	4.5	3.6	5.6	5.0	4.8
85th percentile	65.0	62.8	61.4	62.7	65.4	68.0	65.0
Min	49.0	49.0	54.0	52.0	49.0	54.0	51.0
Max	68.0	68.0	68.0	64.0	66.0	68.0	66.0
Range	19.0	19.0	14.0	12.0	17.0	14.0	15.0

Day 5 End of Taper

Vehicle Speed (all vehicles)	Hour						
	Total	23:00-00:00	00:00-01:00	01:00-02:00	02:00-03:00	03:00-04:00	04:00-05:00
MPH							
< 10	0.0%	0.0%	0.0%	0.0%	0.0%	0.0%	0.0%
10-14	0.0%	0.0%	0.0%	0.0%	0.0%	0.0%	0.0%
15-19	0.0%	0.0%	0.0%	0.0%	0.0%	0.0%	0.0%
20-24	0.1%	0.0%	0.0%	0.0%	0.0%	0.5%	0.0%
25-29	0.3%	0.6%	0.4%	0.0%	0.0%	0.0%	0.6%
30-34	1.1%	1.2%	0.9%	0.0%	1.9%	1.5%	0.6%
35-39	4.8%	6.7%	2.7%	7.2%	5.8%	3.0%	2.5%
40-44	16.8%	18.8%	18.6%	22.3%	19.9%	12.2%	7.0%
45-49	25.1%	21.5%	29.6%	24.1%	30.8%	25.9%	20.9%
50-54	24.2%	26.1%	21.7%	22.9%	22.4%	25.4%	25.3%
55-59	12.3%	10.9%	14.6%	9.0%	9.6%	12.7%	17.7%
60-64	7.4%	7.3%	4.4%	5.4%	5.8%	9.1%	13.3%
65-69	4.6%	4.2%	4.4%	4.2%	2.6%	6.6%	5.7%
70-74	1.7%	1.5%	2.2%	2.4%	1.3%	1.5%	1.3%
>=75	1.6%	1.2%	0.4%	2.4%	0.0%	1.5%	5.1%
Total # of vehicles	1233	330	226	166	156	197	158
Average speed	50.8	50.1	50.3	50.2	49.1	51.9	54.3
St. Dev.	8.9	8.9	8.1	9.1	7.4	9.0	9.8
85th percentile	60.0	59.0	59.0	58.3	56.0	62.0	62.5
Min	24.0	27.0	29.0	35.0	31.0	24.0	25.0
Max	87.0	85.0	76.0	81.0	71.0	84.0	87.0
Range	63.0	58.0	47.0	46.0	40.0	60.0	62.0

Vehicle Speed (0-25 FT Vehicles)	Hour						
	Total	23:00-00:00	00:00-01:00	01:00-02:00	02:00-03:00	03:00-04:00	04:00-05:00
MPH							
< 10	0.0%	0.0%	0.0%	0.0%	0.0%	0.0%	0.0%
10-14	0.0%	0.0%	0.0%	0.0%	0.0%	0.0%	0.0%
15-19	0.0%	0.0%	0.0%	0.0%	0.0%	0.0%	0.0%
20-24	0.2%	0.0%	0.0%	0.0%	0.0%	1.1%	0.0%
25-29	0.5%	0.5%	0.9%	0.0%	0.0%	0.0%	1.1%
30-34	1.7%	1.5%	1.8%	0.0%	2.6%	3.2%	1.1%
35-39	4.5%	5.9%	2.7%	5.9%	7.9%	1.1%	13.4%
40-44	12.2%	13.7%	10.9%	16.2%	14.5%	11.8%	5.7%
45-49	17.8%	16.6%	24.5%	11.8%	21.1%	18.3%	13.8%
50-54	23.9%	26.8%	20.0%	30.9%	25.0%	21.5%	18.4%
55-59	16.0%	16.6%	20.0%	10.3%	13.2%	12.9%	19.5%
60-64	11.0%	11.2%	5.5%	7.4%	9.2%	14.0%	18.4%
65-69	7.7%	5.4%	9.1%	7.4%	5.3%	11.8%	9.2%
70-74	2.3%	1.5%	3.6%	5.9%	1.3%	2.2%	1.1%
>=75	2.2%	0.5%	0.9%	4.4%	0.0%	2.2%	8.0%
Total # of vehicles	639	205	110	68	76	93	87
Average speed	52.9	51.6	52.7	53.5	50.7	53.9	56.4
St. Dev.	9.7	8.7	9.3	10.4	8.4	10.5	10.9
85th percentile	63.0	61.0	62.0	65.0	59.8	65.0	66.1
Min	24.0	27.0	29.0	35.0	32.0	24.0	25.0
Max	85.0	79.0	76.0	81.0	71.0	84.0	85.0
Range	61.0	52.0	47.0	46.0	39.0	60.0	60.0

Vehicle Speed (25-50 FT Vehicles)	Hour						
	Total	23:00-00:00	00:00-01:00	01:00-02:00	02:00-03:00	03:00-04:00	04:00-05:00
MPH							
< 10	0.0%	0.0%	0.0%	0.0%	0.0%	0.0%	0.0%
10-14	0.0%	0.0%	0.0%	0.0%	0.0%	0.0%	0.0%
15-19	0.0%	0.0%	0.0%	0.0%	0.0%	0.0%	0.0%
20-24	0.0%	0.0%	0.0%	0.0%	0.0%	0.0%	0.0%
25-29	0.0%	0.0%	0.0%	0.0%	0.0%	0.0%	0.0%
30-34	0.0%	0.0%	0.0%	0.0%	0.0%	0.0%	0.0%
35-39	2.7%	4.8%	1.5%	2.7%	7.3%	0.0%	0.0%
40-44	20.0%	27.0%	26.9%	21.6%	22.0%	11.1%	3.0%
45-49	32.2%	33.3%	34.3%	35.1%	34.1%	29.6%	24.2%
50-54	28.5%	25.4%	22.4%	21.6%	22.0%	40.7%	42.4%
55-59	7.5%	0.0%	7.5%	10.8%	7.3%	9.3%	15.2%
60-64	5.1%	1.6%	6.0%	5.4%	4.9%	5.6%	9.1%
65-69	1.4%	3.2%	0.0%	0.0%	0.0%	1.9%	3.0%
70-74	1.4%	1.6%	1.5%	0.0%	2.4%	1.9%	0.0%
>=75	1.4%	3.2%	0.0%	2.7%	0.0%	0.0%	3.0%
Total # of vehicles	295	63	67	37	41	54	33
Average speed	49.6	48.8	48.4	49.4	48.4	50.8	53.4
St. Dev.	7.4	9.0	6.5	7.1	6.7	6.1	8.0
85th percentile	55.0	53.0	54.1	56.0	54.0	55.1	58.4
Min	37.0	38.0	38.0	38.0	37.0	41.0	42.0
Max	87.0	85.0	71.0	75.0	70.0	72.0	87.0
Range	50.0	47.0	33.0	37.0	33.0	31.0	45.0

Vehicle Speed (50-75 FT Vehicles)	Hour						
	Total	23:00-00:00	00:00-01:00	01:00-02:00	02:00-03:00	03:00-04:00	04:00-05:00
MPH							
< 10	0.0%	0.0%	0.0%	0.0%	0.0%	0.0%	0.0%
10-14	0.0%	0.0%	0.0%	0.0%	0.0%	0.0%	0.0%
15-19	0.0%	0.0%	0.0%	0.0%	0.0%	0.0%	0.0%
20-24	0.0%	0.0%	0.0%	0.0%	0.0%	0.0%	0.0%
25-29	0.0%	0.0%	0.0%	0.0%	0.0%	0.0%	0.0%
30-34	0.9%	2.5%	0.0%	0.0%	3.2%	0.0%	0.0%
35-39	7.2%	7.5%	5.4%	13.3%	0.0%	9.8%	3.4%
40-44	25.6%	37.5%	24.3%	31.1%	32.3%	12.2%	13.8%
45-49	37.7%	32.5%	37.8%	33.3%	48.4%	36.6%	41.4%
50-54	17.5%	15.0%	21.6%	11.1%	9.7%	19.5%	31.0%
55-59	8.1%	0.0%	10.8%	6.7%	6.5%	14.6%	10.3%
60-64	0.9%	0.0%	0.0%	0.0%	0.0%	4.9%	0.0%
65-69	1.3%	2.5%	0.0%	4.4%	0.0%	0.0%	0.0%
70-74	0.0%	0.0%	0.0%	0.0%	0.0%	0.0%	0.0%
>=75	0.9%	2.5%	0.0%	0.0%	0.0%	2.4%	0.0%
Total # of vehicles	223	40	37	45	31	41	29
Average speed	47.2	45.8	47.2	46.3	46.0	49.3	48.6
St. Dev.	6.6	7.8	5.4	7.0	4.9	7.6	5.0
85th percentile	53.0	50.0	52.6	50.8	49.5	55.0	53.0
Min	31.0	31.0	38.0	36.0	31.0	36.0	36.0
Max	79.0	79.0	59.0	69.0	56.0	76.0	59.0
Range	48.0	48.0	21.0	33.0	25.0	40.0	23.0

Vehicle Speed (+75 FT Vehicles)	Hour						
	Total	23:00-00:00	00:00-01:00	01:00-02:00	02:00-03:00	03:00-04:00	04:00-05:00
MPH							
< 10	0.0%	0.0%	0.0%	0.0%	0.0%	0.0%	0.0%
10-14	0.0%	0.0%	0.0%	0.0%	0.0%	0.0%	0.0%
15-19	0.0%	0.0%	0.0%	0.0%	0.0%	0.0%	0.0%
20-24	0.0%	0.0%	0.0%	0.0%	0.0%	0.0%	0.0%
25-29	1.3%	4.5%	0.0%	0.0%	0.0%	0.0%	0.0%
30-34	0.0%	0.0%	0.0%	0.0%	0.0%	0.0%	0.0%
35-39	7.9%	18.2%	0.0%	6.3%	0.0%	11.1%	0.0%
40-44	17.1%	9.1%	25.0%	25.0%	12.5%	22.2%	11.1%
45-49	22.4%	13.6%	25.0%	25.0%	37.5%	33.3%	11.1%
50-54	28.9%	40.9%	33.3%	25.0%	50.0%	0.0%	11.1%
55-59	13.2%	9.1%	16.7%	6.3%	0.0%	22.2%	33.3%
60-64	5.3%	0.0%	0.0%	12.5%	0.0%	0.0%	22.2%
65-69	1.3%	0.0%	0.0%	0.0%	0.0%	11.1%	0.0%
70-74	2.6%	4.5%	0.0%	0.0%	0.0%	0.0%	11.1%
>=75	0.0%	0.0%	0.0%	0.0%	0.0%	0.0%	0.0%
Total # of vehicles	76	22	12	16	8	9	9
Average speed	49.6	48.0	48.8	49.1	48.8	49.2	56.3
St. Dev.	8.1	9.4	5.3	7.6	3.6	8.7	9.6
85th percentile	55.8	54.0	53.1	56.3	51.9	55.8	63.6
Min	29.0	29.0	40.0	35.0	43.0	39.0	40.0
Max	73.0	72.0	56.0	64.0	54.0	66.0	73.0
Range	44.0	43.0	16.0	29.0	11.0	27.0	33.0

Day 5 1st WZ

Vehicle Speed (all vehicles)	Hour						
	Total	23:00-00:00	00:00-01:00	01:00-02:00	02:00-03:00	03:00-04:00	04:00-05:00
MPH							
< 10	0.0%	0.0%	0.0%	0.0%	0.0%	0.0%	0.0%
10-14	0.2%	0.0%	0.5%	0.5%	0.0%	0.0%	0.0%
15-19	0.3%	0.0%	0.0%	2.1%	0.0%	0.0%	0.0%
20-24	0.7%	0.0%	0.0%	4.2%	0.6%	0.0%	0.0%
25-29	5.3%	7.8%	2.8%	15.9%	1.8%	1.6%	0.0%
30-34	13.3%	21.3%	6.9%	22.2%	20.7%	3.2%	0.6%
35-39	21.2%	28.4%	23.4%	24.3%	26.0%	15.3%	2.9%
40-44	27.3%	27.5%	39.0%	19.0%	28.4%	27.9%	19.3%
45-49	20.2%	12.2%	19.3%	7.9%	16.6%	33.2%	39.2%
50-54	9.5%	2.8%	7.3%	3.2%	5.9%	14.2%	30.4%
55-59	1.4%	0.0%	0.9%	0.5%	0.0%	3.7%	4.1%
60-64	0.6%	0.0%	0.0%	0.0%	0.0%	1.1%	3.5%
65-69	0.0%	0.0%	0.0%	0.0%	0.0%	0.0%	0.0%
70-74	0.0%	0.0%	0.0%	0.0%	0.0%	0.0%	0.0%
>=75	0.0%	0.0%	0.0%	0.0%	0.0%	0.0%	0.0%
Total # of vehicles	1257	320	218	189	169	190	171
Average speed	40.8	38.0	41.5	35.2	39.6	44.6	48.0
St. Dev.	7.3	5.8	6.0	7.6	6.0	6.1	5.0
85th percentile	48.0	44.2	47.0	42.8	46.0	50.7	53.0
Min	13.0	25.0	13.0	13.0	23.0	26.0	33.0
Max	64.0	53.0	59.0	56.0	53.0	64.0	61.0
Range	51.0	28.0	46.0	43.0	30.0	38.0	28.0

Vehicle Speed (0-25 FT Vehicles)	Hour						
	Total	23:00-00:00	00:00-01:00	01:00-02:00	02:00-03:00	03:00-04:00	04:00-05:00
MPH							
< 10	0.0%	0.0%	0.0%	0.0%	0.0%	0.0%	0.0%
10-14	0.1%	0.0%	0.7%	0.0%	0.0%	0.0%	0.0%
15-19	0.1%	0.0%	0.0%	1.1%	0.0%	0.0%	0.0%
20-24	0.8%	0.0%	0.0%	5.3%	1.0%	0.0%	0.0%
25-29	5.2%	7.5%	2.2%	14.9%	3.1%	2.0%	0.0%
30-34	11.8%	19.7%	2.2%	21.3%	14.6%	5.1%	1.0%
35-39	18.3%	25.9%	20.9%	21.3%	22.9%	8.1%	0.0%
40-44	26.5%	29.8%	36.6%	20.2%	28.1%	27.3%	8.3%
45-49	22.2%	13.6%	24.6%	11.7%	20.8%	34.3%	38.5%
50-54	11.9%	3.5%	11.2%	4.3%	9.4%	15.2%	39.6%
55-59	1.9%	0.0%	1.5%	0.0%	0.0%	6.1%	16.3%
60-64	1.1%	0.0%	0.0%	0.0%	0.0%	2.0%	16.3%
65-69	0.0%	0.0%	0.0%	0.0%	0.0%	0.0%	0.0%
70-74	0.0%	0.0%	0.0%	0.0%	0.0%	0.0%	0.0%
>=75	0.0%	0.0%	0.0%	0.0%	0.0%	0.0%	0.0%
Total # of vehicles	747	228	134	94	96	99	96
Average speed	41.6	38.4	42.8	36.0	40.7	45.4	49.7
St. Dev.	7.5	6.0	6.1	7.4	6.4	6.7	4.9
85th percentile	49.0	45.0	48.1	45.0	47.0	52.0	54.0
Min	13.0	25.0	13.0	18.0	23.0	26.0	33.0
Max	64.0	53.0	59.0	52.0	53.0	64.0	61.0
Range	51.0	28.0	46.0	34.0	30.0	38.0	28.0

Vehicle Speed (25-50 FT Vehicles)	Hour						
	Total	23:00-00:00	00:00-01:00	01:00-02:00	02:00-03:00	03:00-04:00	04:00-05:00
MPH							
< 10	0.0%	0.0%	0.0%	0.0%	0.0%	0.0%	0.0%
10-14	0.0%	0.0%	0.0%	0.0%	0.0%	0.0%	0.0%
15-19	0.8%	0.0%	0.0%	6.1%	0.0%	0.0%	0.0%
20-24	0.0%	0.0%	0.0%	0.0%	0.0%	0.0%	0.0%
25-29	2.7%	6.4%	2.2%	6.1%	0.0%	1.9%	0.0%
30-34	8.0%	14.9%	6.5%	12.1%	19.4%	0.0%	0.0%
35-39	21.5%	36.2%	15.2%	30.3%	22.2%	22.6%	4.3%
40-44	32.6%	27.7%	56.5%	27.3%	38.9%	22.6%	23.9%
45-49	25.7%	12.8%	17.4%	12.1%	16.7%	35.8%	52.2%
50-54	8.8%	2.1%	2.2%	6.1%	2.8%	17.0%	19.6%
55-59	0.0%	0.0%	0.0%	0.0%	0.0%	0.0%	0.0%
60-64	0.0%	0.0%	0.0%	0.0%	0.0%	0.0%	0.0%
65-69	0.0%	0.0%	0.0%	0.0%	0.0%	0.0%	0.0%
70-74	0.0%	0.0%	0.0%	0.0%	0.0%	0.0%	0.0%
>=75	0.0%	0.0%	0.0%	0.0%	0.0%	0.0%	0.0%
Total # of vehicles	261	47	46	33	36	53	46
Average speed	41.7	38.5	41.3	37.6	40.0	44.4	46.4
St. Dev.	6.3	5.8	4.6	8.4	5.3	5.3	3.9
85th percentile	48.0	44.1	45.0	45.4	45.8	50.0	50.0
Min	15.0	26.0	25.0	15.0	30.0	29.0	37.0
Max	54.0	50.0	52.0	51.0	53.0	53.0	54.0
Range	39.0	24.0	27.0	36.0	23.0	24.0	17.0

Vehicle Speed (50-75 FT Vehicles)	Hour						
	Total	23:00-00:00	00:00-01:00	01:00-02:00	02:00-03:00	03:00-04:00	04:00-05:00
MPH							
< 10	0.0%	0.0%	0.0%	0.0%	0.0%	0.0%	0.0%
10-14	0.5%	0.0%	0.0%	2.2%	0.0%	0.0%	0.0%
15-19	0.5%	0.0%	0.0%	2.2%	0.0%	0.0%	0.0%
20-24	1.1%	0.0%	0.0%	4.4%	0.0%	0.0%	0.0%
25-29	9.7%	17.2%	7.1%	24.4%	0.0%	0.0%	0.0%
30-34	24.3%	37.9%	28.6%	28.9%	42.9%	3.4%	0.0%
35-39	24.3%	27.6%	39.3%	22.2%	35.7%	13.8%	7.7%
40-44	24.9%	10.3%	25.0%	13.3%	17.9%	44.8%	46.2%
45-49	9.7%	6.9%	0.0%	0.0%	3.6%	31.0%	23.1%
50-54	3.8%	0.0%	0.0%	0.0%	0.0%	6.9%	19.2%
55-59	1.1%	0.0%	0.0%	2.2%	0.0%	0.0%	3.8%
60-64	0.0%	0.0%	0.0%	0.0%	0.0%	0.0%	0.0%
65-69	0.0%	0.0%	0.0%	0.0%	0.0%	0.0%	0.0%
70-74	0.0%	0.0%	0.0%	0.0%	0.0%	0.0%	0.0%
>=75	0.0%	0.0%	0.0%	0.0%	0.0%	0.0%	0.0%
Total # of vehicles	185	29	28	45	28	29	26
Average speed	37.3	34.9	36.1	32.4	36.0	42.7	45.5
St. Dev.	7.0	5.0	4.3	7.1	4.2	4.2	4.7
85th percentile	44.0	39.6	41.0	39.4	41.0	46.0	51.0
Min	13.0	26.0	27.0	13.0	30.0	33.0	36.0
Max	56.0	46.0	44.0	56.0	46.0	52.0	55.0
Range	43.0	20.0	17.0	43.0	16.0	19.0	19.0

Vehicle Speed (+75 FT Vehicles)	Hour						
	Total	23:00-00:00	00:00-01:00	01:00-02:00	02:00-03:00	03:00-04:00	04:00-05:00
MPH							
< 10	0.0%	0.0%	0.0%	0.0%	0.0%	0.0%	0.0%
10-14	0.0%	0.0%	0.0%	0.0%	0.0%	0.0%	0.0%
15-19	0.0%	0.0%	0.0%	0.0%	0.0%	0.0%	0.0%
20-24	1.6%	0.0%	0.0%	5.9%	0.0%	0.0%	0.0%
25-29	4.7%	0.0%	0.0%	17.6%	0.0%	0.0%	0.0%
30-34	20.3%	31.3%	10.0%	29.4%	22.2%	0.0%	0.0%
35-39	43.8%	43.8%	50.0%	35.3%	44.4%	55.6%	33.3%
40-44	21.9%	25.0%	30.0%	11.8%	22.2%	11.1%	66.7%
45-49	4.7%	0.0%	10.0%	0.0%	11.1%	11.1%	0.0%
50-54	1.6%	0.0%	0.0%	0.0%	0.0%	11.1%	0.0%
55-59	1.6%	0.0%	0.0%	0.0%	0.0%	11.1%	0.0%
60-64	0.0%	0.0%	0.0%	0.0%	0.0%	0.0%	0.0%
65-69	0.0%	0.0%	0.0%	0.0%	0.0%	0.0%	0.0%
70-74	0.0%	0.0%	0.0%	0.0%	0.0%	0.0%	0.0%
>=75	0.0%	0.0%	0.0%	0.0%	0.0%	0.0%	0.0%
Total # of vehicles	64	16	10	17	9	9	3
Average speed	37.4	36.9	38.4	33.7	37.6	42.8	40.7
St. Dev.	5.5	3.8	3.6	5.4	4.7	7.0	2.1
85th percentile	42.0	41.0	42.0	38.6	40.0	50.0	42.1
Min	23.0	30.0	34.0	23.0	31.0	36.0	39.0
Max	56.0	42.0	45.0	42.0	47.0	56.0	43.0
Range	33.0	12.0	11.0	19.0	16.0	20.0	4.0

Day 5 2nd WZ

Vehicle Speed (all vehicles)	Hour						
	Total	23:00-00:00	00:00-01:00	01:00-02:00	02:00-03:00	03:00-04:00	04:00-05:00
MPH							
< 10	0.0%	0.0%	0.0%	0.0%	0.0%	0.0%	0.0%
10-14	0.3%	0.0%	0.0%	0.0%	0.0%	2.3%	0.0%
15-19	0.8%	0.0%	0.5%	0.5%	0.6%	3.4%	0.5%
20-24	1.4%	0.0%	2.3%	0.0%	0.6%	6.8%	0.0%
25-29	3.4%	0.9%	3.2%	3.2%	0.6%	14.1%	1.1%
30-34	10.5%	5.4%	10.9%	12.1%	9.0%	21.5%	9.0%
35-39	20.6%	18.9%	20.8%	23.2%	22.8%	20.9%	18.5%
40-44	29.8%	33.1%	36.2%	33.7%	30.5%	14.7%	25.4%
45-49	21.2%	24.9%	19.0%	19.5%	25.7%	8.5%	26.5%
50-54	9.0%	12.9%	4.5%	6.8%	8.4%	5.6%	13.2%
55-59	2.7%	4.0%	1.8%	0.5%	1.2%	2.3%	5.3%
60-64	0.3%	0.0%	0.9%	0.5%	0.6%	0.0%	0.0%
65-69	0.1%	0.0%	0.0%	0.0%	0.0%	0.0%	0.5%
70-74	0.0%	0.0%	0.0%	0.0%	0.0%	0.0%	0.0%
>=75	0.0%	0.0%	0.0%	0.0%	0.0%	0.0%	0.0%
Total # of vehicles	1294	350	221	190	167	177	189
Average speed	41.3	43.4	40.7	40.9	42.1	35.1	43.3
St. Dev.	7.4	6.0	6.8	6.3	6.2	9.5	7.0
85th percentile	49.0	50.0	47.0	47.0	48.0	45.6	50.0
Min	12.0	26.0	18.0	16.0	16.0	12.0	18.0
Max	65.0	57.0	62.0	61.0	60.0	58.0	65.0
Range	53.0	31.0	44.0	45.0	44.0	46.0	47.0

Vehicle Speed (0-25 FT Vehicles)	Hour						
	Total	23:00-00:00	00:00-01:00	01:00-02:00	02:00-03:00	03:00-04:00	04:00-05:00
MPH							
< 10	0.0%	0.0%	0.0%	0.0%	0.0%	0.0%	0.0%
10-14	0.4%	0.0%	0.0%	0.0%	0.0%	3.2%	0.0%
15-19	0.6%	0.0%	0.0%	0.0%	0.0%	4.2%	0.9%
20-24	1.1%	0.0%	0.7%	0.0%	0.0%	8.4%	0.0%
25-29	2.6%	1.2%	2.1%	3.1%	0.0%	11.6%	0.9%
30-34	8.2%	3.2%	10.3%	9.4%	16.2%	20.0%	7.1%
35-39	16.5%	16.2%	16.6%	19.8%	19.6%	16.8%	11.5%
40-44	26.9%	29.6%	34.5%	29.2%	25.8%	14.7%	20.4%
45-49	26.6%	28.3%	24.8%	27.1%	35.1%	10.5%	31.0%
50-54	12.5%	16.6%	6.9%	10.4%	10.3%	7.4%	18.6%
55-59	4.0%	4.9%	2.8%	1.0%	2.1%	3.2%	8.8%
60-64	0.4%	0.0%	1.4%	0.0%	1.0%	0.0%	0.0%
65-69	0.1%	0.0%	0.0%	0.0%	0.0%	0.0%	0.9%
70-74	0.0%	0.0%	0.0%	0.0%	0.0%	0.0%	0.0%
>=75	0.0%	0.0%	0.0%	0.0%	0.0%	0.0%	0.0%
Total # of vehicles	793	247	145	96	97	95	113
Average speed	42.7	44.4	42.3	42.1	43.7	35.5	45.1
St. Dev.	7.6	6.0	6.6	6.2	5.9	10.5	7.5
85th percentile	50.0	51.0	48.0	48.8	49.0	46.9	52.2
Min	12.0	26.0	24.0	25.0	30.0	12.0	18.0
Max	65.0	57.0	62.0	55.0	60.0	58.0	65.0
Range	53.0	31.0	38.0	30.0	30.0	46.0	47.0

Vehicle Speed (25-50 FT Vehicles)	Hour						
	Total	23:00-00:00	00:00-01:00	01:00-02:00	02:00-03:00	03:00-04:00	04:00-05:00
MPH							
< 10	0.0%	0.0%	0.0%	0.0%	0.0%	0.0%	0.0%
10-14	0.0%	0.0%	0.0%	0.0%	0.0%	0.0%	0.0%
15-19	1.4%	0.0%	2.4%	0.0%	2.4%	4.8%	0.0%
20-24	1.8%	0.0%	4.9%	0.0%	0.0%	7.1%	0.0%
25-29	2.9%	0.0%	4.9%	0.0%	0.0%	14.3%	0.0%
30-34	8.9%	5.0%	2.4%	11.8%	9.5%	16.7%	9.1%
35-39	20.4%	20.0%	19.5%	21.6%	19.0%	21.4%	20.5%
40-44	42.1%	46.7%	53.7%	47.1%	45.2%	21.4%	36.4%
45-49	17.9%	25.0%	12.2%	13.7%	16.7%	9.5%	27.3%
50-54	3.6%	1.7%	0.0%	3.9%	17.1%	2.4%	6.8%
55-59	0.7%	1.7%	0.0%	0.0%	0.0%	2.4%	0.0%
60-64	0.4%	0.0%	0.0%	2.0%	0.0%	0.0%	0.0%
65-69	0.0%	0.0%	0.0%	0.0%	0.0%	0.0%	0.0%
70-74	0.0%	0.0%	0.0%	0.0%	0.0%	0.0%	0.0%
>=75	0.0%	0.0%	0.0%	0.0%	0.0%	0.0%	0.0%
Total # of vehicles	280	60	41	51	42	42	44
Average speed	40.3	41.9	38.9	41.5	40.9	35.5	41.9
St. Dev.	6.6	4.8	6.7	5.4	6.3	9.1	5.3
85th percentile	46.0	46.2	44.0	45.5	45.9	43.9	46.6
Min	16.0	30.0	18.0	31.0	16.0	17.0	30.0
Max	61.0	55.0	49.0	61.0	53.0	56.0	52.0
Range	45.0	25.0	31.0	30.0	37.0	39.0	22.0

Vehicle Speed (50-75 FT Vehicles)	Hour						
	Total	23:00-00:00	00:00-01:00	01:00-02:00	02:00-03:00	03:00-04:00	04:00-05:00
MPH							
< 10	0.0%	0.0%	0.0%	0.0%	0.0%	0.0%	0.0%
10-14	0.7%	0.0%	0.0%	0.0%	0.0%	3.8%	0.0%
15-19	0.7%	0.0%	0.0%	3.3%	0.0%	0.0%	0.0%
20-24	2.0%	0.0%	8.7%	0.0%	4.8%	0.0%	0.0%
25-29	9.8%	0.0%	8.7%	10.0%	4.8%	30.8%	3.6%
30-34	23.5%	32.0%	21.7%	23.3%	19.0%	30.8%	14.3%
35-39	30.7%	20.0%	43.5%	26.7%	38.1%	23.1%	35.7%
40-44	22.2%	36.0%	13.0%	23.3%	23.8%	3.8%	32.1%
45-49	7.2%	4.0%	4.3%	10.0%	9.5%	3.8%	10.7%
50-54	2.6%	4.0%	0.0%	3.3%	0.0%	3.8%	3.6%
55-59	0.7%	4.0%	0.0%	0.0%	0.0%	0.0%	0.0%
60-64	0.0%	0.0%	0.0%	0.0%	0.0%	0.0%	0.0%
65-69	0.0%	0.0%	0.0%	0.0%	0.0%	0.0%	0.0%
70-74	0.0%	0.0%	0.0%	0.0%	0.0%	0.0%	0.0%
>=75	0.0%	0.0%	0.0%	0.0%	0.0%	0.0%	0.0%
Total # of vehicles	153	25	23	30	21	26	28
Average speed	36.8	39.2	35.4	36.9	37.4	32.4	39.3
St. Dev.	6.7	6.1	5.7	7.4	5.3	7.5	5.3
85th percentile	43.0	43.0	41.1	43.0	43.0	38.3	44.0
Min	13.0	31.0	24.0	16.0	24.0	13.0	29.0
Max	56.0	56.0	45.0	51.0	45.0	51.0	50.0
Range	43.0	25.0	21.0	35.0	21.0	38.0	21.0

Vehicle Speed (+75 FT Vehicles)	Hour						
	Total	23:00-00:00	00:00-01:00	01:00-02:00	02:00-03:00	03:00-04:00	04:00-05:00
MPH							
< 10	0.0%	0.0%	0.0%	0.0%	0.0%	0.0%	0.0%
10-14	0.0%	0.0%	0.0%	0.0%	0.0%	0.0%	0.0%
15-19	0.0%	0.0%	0.0%	0.0%	0.0%	0.0%	0.0%
20-24	1.5%	0.0%	0.0%	0.0%	0.0%	7.1%	0.0%
25-29	0.0%	0.0%	0.0%	0.0%	0.0%	0.0%	0.0%
30-34	14.7%	0.0%	25.0%	7.7%	14.3%	28.6%	25.0%
35-39	45.6%	50.0%	33.3%	46.2%	42.9%	42.9%	75.0%
40-44	29.4%	33.3%	41.7%	38.5%	28.6%	14.3%	0.0%
45-49	2.9%	5.6%	0.0%	7.7%	0.0%	0.0%	0.0%
50-54	5.9%	11.1%	0.0%	0.0%	14.3%	7.1%	0.0%
55-59	0.0%	0.0%	0.0%	0.0%	0.0%	0.0%	0.0%
60-64	0.0%	0.0%	0.0%	0.0%	0.0%	0.0%	0.0%
65-69	0.0%	0.0%	0.0%	0.0%	0.0%	0.0%	0.0%
70-74	0.0%	0.0%	0.0%	0.0%	0.0%	0.0%	0.0%
>=75	0.0%	0.0%	0.0%	0.0%	0.0%	0.0%	0.0%
Total # of vehicles	68	18	12	13	7	14	4
Average speed	38.9	40.8	37.8	39.8	40.4	36.6	36.0
St. Dev.	5.3	4.8	4.7	4.0	5.7	6.8	2.4
85th percentile	43.0	44.9	42.4	44.0	43.0	40.2	37.7
Min	23.0	35.0	30.0	32.0	34.0	23.0	33.0
Max	52.0	52.0	43.0	48.0	52.0	52.0	39.0
Range	29.0	17.0	13.0	16.0	18.0	29.0	6.0

Day 6 Reference

Vehicle Speed (all vehicles)	Hour								
	Total	22:00-23:00	23:00-00:00	00:00-01:00	01:00-02:00	02:00-03:00	03:00-04:00	04:00-05:00	05:00-06:00
MPH									
< 10	0.0%	0.0%	0.0%	0.0%	0.0%	0.0%	0.0%	0.0%	0.0%
10-14	0.0%	0.0%	0.0%	0.0%	0.0%	0.0%	0.0%	0.0%	0.0%
15-19	0.0%	0.0%	0.0%	0.0%	0.0%	0.0%	0.0%	0.0%	0.0%
20-24	0.0%	0.0%	0.0%	0.0%	0.0%	0.0%	0.0%	0.0%	0.0%
25-29	0.0%	0.0%	0.0%	0.0%	0.0%	0.0%	0.0%	0.0%	0.0%
30-34	0.1%	0.0%	0.0%	0.4%	0.0%	0.0%	0.0%	0.0%	0.0%
35-39	0.0%	0.0%	0.0%	0.0%	0.0%	0.0%	0.0%	0.0%	0.0%
40-44	0.6%	0.4%	0.3%	0.4%	1.2%	0.0%	0.0%	1.9%	10.5%
45-49	3.2%	1.3%	3.0%	3.5%	2.9%	5.7%	1.4%	4.7%	10.5%
50-54	10.1%	7.1%	6.4%	7.1%	16.5%	21.5%	11.8%	5.7%	26.3%
55-59	10.3%	5.0%	7.5%	8.8%	12.9%	10.1%	20.8%	13.2%	36.8%
60-64	12.6%	11.3%	13.3%	10.6%	12.4%	13.3%	14.6%	16.0%	10.5%
65-69	15.7%	16.8%	15.7%	19.4%	14.1%	8.9%	18.1%	14.2%	5.3%
70-74	17.3%	23.1%	17.4%	17.0%	20.6%	13.3%	6.9%	22.6%	0.0%
>=75	30.1%	34.9%	36.5%	32.9%	19.4%	27.2%	26.4%	21.7%	0.0%
Total # of vehicles	1480	238	362	283	170	158	144	106	19
Average speed	68.5	71.1	70.4	69.5	65.7	65.5	66.5	67.4	54.0
St. Dev.	11.7	10.8	11.5	11.6	10.9	12.2	11.8	11.8	6.5
85th percentile	80.0	81.0	82.0	81.0	76.0	78.0	79.0	77.3	59.3
Min	32.0	43.0	42.0	32.0	44.0	45.0	46.0	40.0	44.0
Max	108.0	108.0	105.0	102.0	98.0	96.0	107.0	108.0	68.0
Range	76.0	65.0	63.0	70.0	54.0	51.0	61.0	68.0	24.0

Vehicle Speed (0-25 FT Vehicles)	Hour								
	Total	22:00-23:00	23:00-00:00	00:00-01:00	01:00-02:00	02:00-03:00	03:00-04:00	04:00-05:00	05:00-06:00
MPH									
< 10	0.0%	0.0%	0.0%	0.0%	0.0%	0.0%	0.0%	0.0%	0.0%
10-14	0.0%	0.0%	0.0%	0.0%	0.0%	0.0%	0.0%	0.0%	0.0%
15-19	0.0%	0.0%	0.0%	0.0%	0.0%	0.0%	0.0%	0.0%	0.0%
20-24	0.0%	0.0%	0.0%	0.0%	0.0%	0.0%	0.0%	0.0%	0.0%
25-29	0.0%	0.0%	0.0%	0.0%	0.0%	0.0%	0.0%	0.0%	0.0%
30-34	0.1%	0.0%	0.0%	0.4%	0.0%	0.0%	0.0%	0.0%	0.0%
35-39	0.0%	0.0%	0.0%	0.0%	0.0%	0.0%	0.0%	0.0%	0.0%
40-44	0.4%	0.0%	0.0%	0.0%	0.0%	0.0%	0.0%	2.9%	11.1%
45-49	0.9%	0.0%	0.0%	1.3%	1.0%	3.2%	0.0%	1.4%	11.1%
50-54	2.5%	1.6%	1.1%	2.2%	2.9%	4.3%	4.3%	1.4%	22.2%
55-59	5.0%	2.6%	3.2%	6.3%	6.7%	3.2%	7.1%	4.3%	38.9%
60-64	13.1%	11.5%	13.4%	10.8%	13.3%	15.1%	12.9%	21.4%	11.1%
65-69	18.9%	18.3%	18.3%	22.0%	20.0%	11.8%	27.1%	15.7%	5.6%
70-74	21.9%	27.7%	20.1%	19.7%	28.6%	20.4%	11.4%	28.6%	0.0%
>=75	37.2%	38.2%	44.0%	37.2%	27.6%	41.9%	37.1%	24.3%	0.0%
Total # of vehicles	1054	191	284	223	105	93	70	70	18
Average speed	71.8	73.2	73.5	71.5	70.4	71.4	70.9	69.7	54
St. Dev.	9.9	8.9	9.4	10.2	8.7	10.3	9.9	10.7	7
85th percentile	81.0	82.0	83.0	81.0	77.4	80.4	81.0	78.0	59
Min	32.0	50.0	50.0	32.0	47.0	45.0	50.0	40.0	44.0
Max	108.0	105.0	102.0	102.0	98.0	95.0	95.0	108.0	68.0
Range	76.0	55.0	52.0	70.0	51.0	50.0	45.0	68.0	24.0

Vehicle Speed (25-50 FT Vehicles)	Hour								
	Total	22:00-23:00	23:00-00:00	00:00-01:00	01:00-02:00	02:00-03:00	03:00-04:00	04:00-05:00	05:00-06:00
MPH									
< 10	0.0%	0.0%	0.0%	0.0%	0.0%	0.0%	0.0%	0.0%	0.0%
10-14	0.0%	0.0%	0.0%	0.0%	0.0%	0.0%	0.0%	0.0%	0.0%
15-19	0.0%	0.0%	0.0%	0.0%	0.0%	0.0%	0.0%	0.0%	0.0%
20-24	0.0%	0.0%	0.0%	0.0%	0.0%	0.0%	0.0%	0.0%	0.0%
25-29	0.0%	0.0%	0.0%	0.0%	0.0%	0.0%	0.0%	0.0%	0.0%
30-34	0.0%	0.0%	0.0%	0.0%	0.0%	0.0%	0.0%	0.0%	0.0%
35-39	0.0%	0.0%	0.0%	0.0%	0.0%	0.0%	0.0%	0.0%	0.0%
40-44	0.9%	0.0%	0.0%	3.1%	2.9%	0.0%	0.0%	0.0%	0.0%
45-49	7.3%	8.3%	12.1%	9.4%	5.7%	7.4%	2.3%	8.7%	
50-54	21.1%	16.7%	15.2%	12.5%	34.3%	40.7%	15.9%	13.0%	
55-59	19.3%	12.5%	18.2%	15.6%	17.1%	14.8%	27.3%	26.1%	
60-64	13.8%	8.3%	21.2%	12.5%	14.3%	14.8%	15.9%	4.3%	
65-69	11.0%	8.3%	12.1%	9.4%	5.7%	11.1%	13.6%	17.4%	
70-74	6.4%	4.2%	6.1%	9.4%	8.6%	7.4%	0.0%	13.0%	
>=75	20.2%	41.7%	15.2%	28.1%	11.4%	3.7%	25.0%	17.4%	
Total # of vehicles	218	24	33	32	35	27	44	23	
Average speed	63.4	69.2	62.3	65.5	60.4	58.6	64.9	63.8	
St. Dev.	13.2	15.7	12.4	14.6	11.7	10.2	13.7	11.7	
85th percentile	78.5	83.6	72.2	80.7	71.9	66.1	81.2	74.7	
Min	44.0	45.0	45.0	44.0	44.0	47.0	48.0	48.0	
Max	108.0	108.0	105.0	102.0	86.0	96.0	107.0	97.0	
Range	64.0	63.0	60.0	58.0	42.0	49.0	59.0	49.0	

Vehicle Speed (50-75 FT Vehicles)	Hour								
	Total	22:00-23:00	23:00-00:00	00:00-01:00	01:00-02:00	02:00-03:00	03:00-04:00	04:00-05:00	05:00-06:00
MPH									
< 10	0.0%	0.0%	0.0%	0.0%	0.0%	0.0%	0.0%	0.0%	0.0%
10-14	0.0%	0.0%	0.0%	0.0%	0.0%	0.0%	0.0%	0.0%	0.0%
15-19	0.0%	0.0%	0.0%	0.0%	0.0%	0.0%	0.0%	0.0%	0.0%
20-24	0.0%	0.0%	0.0%	0.0%	0.0%	0.0%	0.0%	0.0%	0.0%
25-29	0.0%	0.0%	0.0%	0.0%	0.0%	0.0%	0.0%	0.0%	0.0%
30-34	0.0%	0.0%	0.0%	0.0%	0.0%	0.0%	0.0%	0.0%	0.0%
35-39	0.0%	0.0%	0.0%	0.0%	0.0%	0.0%	0.0%	0.0%	0.0%
40-44	1.9%	5.9%	3.2%	0.0%	4.3%	0.0%	0.0%	0.0%	
45-49	12.0%	5.9%	16.1%	16.7%	8.7%	12.1%	4.8%	22.2%	
50-54	44.3%	52.9%	45.2%	41.7%	43.5%	57.6%	28.6%	22.2%	
55-59	27.2%	11.8%	25.8%	25.0%	34.8%	21.2%	47.6%	22.2%	
60-64	7.6%	11.8%	3.2%	8.3%	8.7%	6.1%	9.5%	11.1%	
65-69	3.8%	11.8%	3.2%	8.3%	0.0%	0.0%	4.8%	0.0%	
70-74	1.3%	0.0%	3.2%	0.0%	0.0%	0.0%	4.8%	0.0%	
>=75	1.9%	0.0%	0.0%	0.0%	0.0%	3.0%	0.0%	22.2%	
Total # of vehicles	158	17	31	24	23	33	21	9	
Average speed	54.9	54.6	53.6	54.7	54.2	53.8	56.7	62.1	
St. Dev.	7.0	6.3	6.0	5.6	4.1	5.2	6.4	17.8	
85th percentile	59.0	61.8	57.5	59.6	59.0	57.0	60.0	84.8	
Min	42.0	43.0	42.0	48.0	44.0	46.0	46.0	48.0	
Max	94.0	67.0	71.0	69.0	60.0	75.0	74.0	94.0	
Range	52.0	24.0	29.0	21.0	16.0	29.0	28.0	46.0	

Vehicle Speed (+75 FT Vehicles)	Hour									
	Total	22:00-23:00	23:00-00:00	00:00-01:00	01:00-02:00	02:00-03:00	03:00-04:00	04:00-05:00	05:00-06:00	
MPH										
< 10	0.0%	0.0%	0.0%	0.0%	0.0%	0.0%	0.0%	0.0%	0.0%	0.0%
10-14	0.0%	0.0%	0.0%	0.0%	0.0%	0.0%	0.0%	0.0%	0.0%	0.0%
15-19	0.0%	0.0%	0.0%	0.0%	0.0%	0.0%	0.0%	0.0%	0.0%	0.0%
20-24	0.0%	0.0%	0.0%	0.0%	0.0%	0.0%	0.0%	0.0%	0.0%	0.0%
25-29	0.0%	0.0%	0.0%	0.0%	0.0%	0.0%	0.0%	0.0%	0.0%	0.0%
30-34	0.0%	0.0%	0.0%	0.0%	0.0%	0.0%	0.0%	0.0%	0.0%	0.0%
35-39	0.0%	0.0%	0.0%	0.0%	0.0%	0.0%	0.0%	0.0%	0.0%	0.0%
40-44	0.0%	0.0%	0.0%	0.0%	0.0%	0.0%	0.0%	0.0%	0.0%	0.0%
45-49	4.0%	0.0%	14.3%	0.0%	0.0%	0.0%	0.0%	0.0%	0.0%	0.0%
50-54	16.0%	16.7%	7.1%	25.0%	42.9%	0.0%	11.1%	0.0%	100.0%	
55-59	30.0%	33.3%	28.6%	0.0%	14.3%	40.0%	33.3%	75.0%	0.0%	
60-64	14.0%	16.7%	14.3%	0.0%	0.0%	20.0%	33.3%	0.0%	0.0%	
65-69	6.0%	16.7%	0.0%	25.0%	14.3%	0.0%	0.0%	0.0%	0.0%	
70-74	18.0%	16.7%	21.4%	25.0%	28.6%	0.0%	11.1%	25.0%	0.0%	
>=75	12.0%	0.0%	14.3%	25.0%	0.0%	40.0%	11.1%	0.0%	0.0%	
Total # of vehicles	50	6	14	4	7	5	9	4	1	
Average speed	63.4	61.0	63.4	73.0	60.9	68.8	63.0	59.5	50.0	
St. Dev.	11.4	6.8	12.4	18.8	9.1	15.3	8.8	7.0	#DIV/0!	
85th percentile	73.7	68.5	74.5	87.2	71.1	82.4	71.0	63.7	50.0	
Min	47.0	54.0	47.0	53.0	51.0	55.0	52.0	56.0	50.0	
Max	98.0	70.0	87.0	98.0	72.0	92.0	81.0	70.0	50.0	
Range	51.0	16.0	40.0	45.0	21.0	37.0	29.0	14.0	0.0	

Day 6 End of Taper

Vehicle Speed (all vehicles)	Hour								
	Total	22:00-23:00	23:00-00:00	00:00-01:00	01:00-02:00	02:00-03:00	03:00-04:00	04:00-05:00	05:00-06:00
MPH									
< 10	0.7%	4.5%	0.0%	0.0%	0.0%	0.0%	0.0%	0.0%	0.0%
10-14	3.5%	23.0%	0.0%	0.0%	0.0%	0.0%	0.0%	0.0%	10.0%
15-19	2.9%	19.8%	0.0%	0.0%	0.0%	0.0%	0.0%	0.0%	0.0%
20-24	2.9%	18.0%	0.8%	0.0%	0.0%	0.0%	0.0%	0.0%	0.0%
25-29	2.1%	12.6%	0.8%	0.0%	0.0%	0.0%	0.0%	0.8%	0.0%
30-34	2.1%	9.9%	1.3%	1.0%	0.0%	0.6%	0.0%	0.0%	0.0%
35-39	1.4%	4.1%	2.1%	0.0%	1.2%	0.6%	0.0%	0.8%	0.0%
40-44	4.3%	2.7%	4.2%	3.4%	7.3%	7.5%	2.8%	3.2%	0.0%
45-49	12.5%	2.7%	12.3%	15.4%	17.0%	23.6%	9.1%	6.4%	20.0%
50-54	16.7%	2.3%	18.1%	17.5%	21.8%	23.0%	21.7%	16.0%	20.0%
55-59	18.8%	0.5%	19.4%	21.9%	23.0%	19.3%	30.8%	24.0%	0.0%
60-64	15.5%	0.0%	21.5%	23.3%	12.1%	9.9%	14.7%	20.0%	10.0%
65-69	8.6%	0.0%	11.8%	9.6%	10.9%	5.0%	7.7%	15.2%	0.0%
70-74	4.5%	0.0%	3.7%	5.1%	3.0%	6.8%	7.0%	10.4%	0.0%
>=75	3.5%	0.0%	3.9%	2.7%	3.6%	3.7%	6.3%	3.2%	40.0%
Total # of vehicles	1499	222	381	292	165	161	143	125	10
Average speed	51.8	22.3	56.6	57.2	55.7	55.1	58.7	59.4	58.0
St. Dev.	15.6	10.6	10.0	8.6	8.7	9.8	9.0	8.7	20.1
85th percentile	65.0	33.0	66.0	66.0	65.0	65.0	68.0	68.4	76.0
Min	8.0	8.0	23.0	30.0	38.0	33.0	42.0	27.0	13.0
Max	90.0	55.0	89.0	82.0	81.0	88.0	90.0	80.0	76.0
Range	82.0	47.0	66.0	52.0	43.0	55.0	48.0	53.0	63.0

Vehicle Speed (0-25 FT Vehicles)	Hour								
	Total	22:00-23:00	23:00-00:00	00:00-01:00	01:00-02:00	02:00-03:00	03:00-04:00	04:00-05:00	05:00-06:00
MPH									
< 10	0.7%	4.2%	0.0%	0.0%	0.0%	0.0%	0.0%	0.0%	0.0%
10-14	3.9%	22.4%	0.0%	0.0%	0.0%	0.0%	0.0%	0.0%	14.3%
15-19	3.7%	21.4%	0.0%	0.0%	0.0%	0.0%	0.0%	0.0%	0.0%
20-24	3.4%	18.2%	1.0%	0.0%	0.0%	0.0%	0.0%	0.0%	0.0%
25-29	2.4%	12.0%	1.0%	0.0%	0.0%	0.0%	0.0%	1.1%	0.0%
30-34	2.4%	10.9%	1.3%	0.8%	0.0%	0.0%	0.0%	0.0%	0.0%
35-39	1.0%	4.7%	0.7%	0.0%	0.0%	0.0%	0.0%	0.0%	0.0%
40-44	2.5%	3.1%	1.6%	2.9%	0.9%	7.7%	1.2%	1.1%	0.0%
45-49	7.7%	1.6%	8.2%	10.7%	11.7%	14.3%	1.2%	3.3%	28.6%
50-54	13.7%	1.6%	16.7%	13.5%	19.8%	22.0%	19.8%	10.0%	0.0%
55-59	19.2%	0.0%	21.6%	24.6%	26.1%	20.9%	22.2%	25.6%	0.0%
60-64	18.3%	0.0%	23.9%	26.6%	15.3%	12.1%	22.2%	23.3%	0.0%
65-69	11.2%	0.0%	14.8%	11.5%	16.2%	7.7%	13.6%	17.8%	0.0%
70-74	5.8%	0.0%	4.6%	6.1%	4.5%	12.1%	9.9%	13.3%	0.0%
>=75	4.2%	0.0%	4.6%	3.3%	5.4%	3.3%	9.9%	4.4%	57.1%
Total # of vehicles	1121	192	305	244	111	91	81	90	7
Average speed	52.7	21.9	58.3	58.7	58.8	57.5	62.0	61.5	59
St. Dev.	16.8	9.8	9.8	8.3	8.1	9.8	8.6	8.1	24
85th percentile	67.0	32.4	67.0	66.6	67.5	70.0	72.0	70.7	76
Min	8.0	8.0	23.0	30.0	44.0	40.0	43.0	27.0	13.0
Max	89.0	52.0	89.0	82.0	81.0	84.0	86.0	80.0	76.0
Range	81.0	44.0	66.0	52.0	37.0	44.0	43.0	53.0	63.0

Vehicle Speed (25-50 FT Vehicles)	Hour								
	Total	22:00-23:00	23:00-00:00	00:00-01:00	01:00-02:00	02:00-03:00	03:00-04:00	04:00-05:00	05:00-06:00
MPH									
< 10	0.5%	16.7%	0.0%	0.0%	0.0%	0.0%	0.0%	0.0%	0.0%
10-14	3.7%	46.7%	0.0%	0.0%	0.0%	0.0%	0.0%	0.0%	0.0%
15-19	1.1%	13.3%	0.0%	0.0%	0.0%	0.0%	0.0%	0.0%	0.0%
20-24	1.1%	13.3%	0.0%	0.0%	0.0%	0.0%	0.0%	0.0%	0.0%
25-29	0.5%	16.7%	0.0%	0.0%	0.0%	0.0%	0.0%	0.0%	0.0%
30-34	1.1%	0.0%	0.0%	4.5%	0.0%	3.1%	0.0%	0.0%	0.0%
35-39	1.6%	0.0%	6.3%	0.0%	0.0%	3.1%	0.0%	0.0%	0.0%
40-44	6.4%	0.0%	3.1%	4.5%	15.4%	9.4%	5.7%	4.2%	0.0%
45-49	25.5%	13.3%	37.5%	31.8%	34.6%	21.9%	20.0%	16.7%	0.0%
50-54	23.4%	0.0%	31.3%	31.8%	23.1%	21.9%	14.3%	29.2%	100.0%
55-59	20.7%	0.0%	6.3%	13.6%	23.1%	21.9%	45.7%	20.8%	0.0%
60-64	8.5%	0.0%	12.5%	13.6%	3.8%	6.3%	5.7%	16.7%	0.0%
65-69	2.1%	0.0%	0.0%	0.0%	0.0%	3.1%	0.0%	12.5%	0.0%
70-74	1.1%	0.0%	0.0%	0.0%	0.0%	0.0%	5.7%	0.0%	0.0%
>=75	2.7%	0.0%	3.1%	0.0%	0.0%	9.4%	2.9%	0.0%	0.0%
Total # of vehicles	188	15	32	22	26	32	35	24	2
Average speed	50.4	19.8	51.4	50.5	50.0	53.8	56.0	55.2	53.5
St. Dev.	12.8	12.7	8.6	6.8	5.7	11.7	8.8	7.2	0.7
85th percentile	59.0	25.7	58.1	57.9	56.5	60.7	59.0	62.7	53.9
Min	8.0	8.0	36.0	33.0	41.0	33.0	42.0	41.0	53.0
Max	90.0	49.0	83.0	61.0	62.0	88.0	90.0	69.0	54.0
Range	82.0	41.0	47.0	28.0	21.0	55.0	48.0	28.0	1.0

Vehicle Speed (50-75 FT Vehicles)	Hour								
	Total	22:00-23:00	23:00-00:00	00:00-01:00	01:00-02:00	02:00-03:00	03:00-04:00	04:00-05:00	05:00-06:00
MPH									
< 10	0.6%	10.0%	0.0%	0.0%	0.0%	0.0%	0.0%	0.0%	#DIV/0!
10-14	0.6%	10.0%	0.0%	0.0%	0.0%	0.0%	0.0%	0.0%	#DIV/0!
15-19	0.0%	0.0%	0.0%	0.0%	0.0%	0.0%	0.0%	0.0%	#DIV/0!
20-24	1.9%	30.0%	0.0%	0.0%	0.0%	0.0%	0.0%	0.0%	#DIV/0!
25-29	0.6%	10.0%	0.0%	0.0%	0.0%	0.0%	0.0%	0.0%	#DIV/0!
30-34	1.3%	10.0%	2.9%	0.0%	0.0%	0.0%	0.0%	0.0%	#DIV/0!
35-39	3.9%	0.0%	8.8%	0.0%	8.7%	0.0%	0.0%	16.7%	#DIV/0!
40-44	12.3%	0.0%	29.4%	8.0%	17.4%	2.9%	4.5%	16.7%	#DIV/0!
45-49	31.6%	10.0%	26.5%	48.0%	26.1%	45.7%	18.2%	16.7%	#DIV/0!
50-54	29.7%	10.0%	20.6%	40.0%	34.8%	28.6%	36.4%	33.3%	#DIV/0!
55-59	14.2%	10.0%	8.8%	4.0%	13.0%	14.3%	36.4%	16.7%	#DIV/0!
60-64	3.2%	0.0%	2.9%	0.0%	0.0%	8.6%	4.5%	0.0%	#DIV/0!
65-69	0.0%	0.0%	0.0%	0.0%	0.0%	0.0%	0.0%	0.0%	#DIV/0!
70-74	0.0%	0.0%	0.0%	0.0%	0.0%	0.0%	0.0%	0.0%	#DIV/0!
>=75	0.0%	0.0%	0.0%	0.0%	0.0%	0.0%	0.0%	0.0%	#DIV/0!
Total # of vehicles	155	10	34	25	23	35	22	6	0
Average speed	48.0	30.1	46.7	48.8	48.3	50.9	52.2	48.2	#DIV/0!
St. Dev.	8.1	15.7	6.2	3.6	5.4	5.2	5.1	6.9	#DIV/0!
85th percentile	55.0	48.6	52.1	52.0	54.0	55.9	56.9	54.0	#NUM!
Min	8.0	8.0	32.0	42.0	38.0	40.0	43.0	39.0	0.0
Max	64.0	55.0	61.0	57.0	59.0	64.0	62.0	57.0	0.0
Range	56.0	47.0	29.0	15.0	21.0	24.0	19.0	18.0	0.0

Vehicle Speed (+75 FT Vehicles)	Hour								
	Total	22:00-23:00	23:00-00:00	00:00-01:00	01:00-02:00	02:00-03:00	03:00-04:00	04:00-05:00	05:00-06:00
MPH									
< 10	0.0%	0.0%	0.0%	0.0%	0.0%	0.0%	0.0%	0.0%	0.0%
10-14	0.0%	0.0%	0.0%	0.0%	0.0%	0.0%	0.0%	0.0%	0.0%
15-19	2.9%	20.0%	0.0%	0.0%	0.0%	0.0%	0.0%	0.0%	0.0%
20-24	0.0%	0.0%	0.0%	0.0%	0.0%	0.0%	0.0%	0.0%	0.0%
25-29	8.6%	60.0%	0.0%	0.0%	0.0%	0.0%	0.0%	0.0%	0.0%
30-34	0.0%	0.0%	0.0%	0.0%	0.0%	0.0%	0.0%	0.0%	0.0%
35-39	2.9%	0.0%	10.0%	0.0%	0.0%	0.0%	0.0%	0.0%	0.0%
40-44	14.3%	0.0%	0.0%	0.0%	60.0%	33.3%	0.0%	20.0%	0.0%
45-49	11.4%	0.0%	10.0%	0.0%	0.0%	66.7%	20.0%	0.0%	0.0%
50-54	20.0%	20.0%	10.0%	100.0%	0.0%	0.0%	40.0%	40.0%	0.0%
55-59	17.1%	0.0%	30.0%	0.0%	0.0%	0.0%	40.0%	20.0%	0.0%
60-64	20.0%	0.0%	40.0%	0.0%	40.0%	0.0%	0.0%	0.0%	100.0%
65-69	0.0%	0.0%	0.0%	0.0%	0.0%	0.0%	0.0%	0.0%	0.0%
70-74	2.9%	0.0%	0.0%	0.0%	0.0%	0.0%	0.0%	20.0%	0.0%
>=75	0.0%	0.0%	0.0%	0.0%	0.0%	0.0%	0.0%	0.0%	0.0%
Total # of vehicles	35	5	10	1	5	3	5	5	1
Average speed	49.9	30.6	55.2	50.0	50.6	45.3	52.4	55.6	63.0
St. Dev.	12.1	13.9	8.5	#DIV/0!	11.8	1.5	3.8	10.0	#DIV/0!
85th percentile	61.9	39.0	61.7	50.0	63.4	46.4	55.8	63.2	63.0
Min	17.0	17.0	37.0	50.0	41.0	44.0	47.0	44.0	63.0
Max	71.0	54.0	64.0	50.0	64.0	47.0	57.0	71.0	63.0
Range	54.0	37.0	27.0	0.0	23.0	3.0	10.0	27.0	0.0

Day 6 1st WZ

Vehicle Speed (all vehicles)	Hour							
	Total	23:00-00:00	00:00-01:00	01:00-02:00	02:00-03:00	03:00-04:00	04:00-05:00	05:00-06:00
MPH								
< 10	0.0%	0.0%	0.0%	0.0%	0.0%	0.0%	0.0%	0.0%
10-14	0.1%	0.0%	0.3%	0.0%	0.0%	0.0%	0.0%	0.0%
15-19	1.8%	2.2%	4.5%	0.0%	0.0%	0.0%	0.0%	18.2%
20-24	2.1%	8.3%	0.6%	0.0%	0.0%	0.0%	0.0%	9.1%
25-29	3.7%	14.1%	1.9%	0.6%	0.0%	0.0%	0.0%	0.0%
30-34	10.7%	26.7%	14.8%	6.2%	0.6%	0.0%	0.6%	9.1%
35-39	16.2%	26.0%	26.5%	16.9%	9.6%	0.7%	1.8%	0.0%
40-44	21.9%	15.2%	31.9%	28.8%	22.9%	17.2%	8.5%	45.5%
45-49	22.4%	5.8%	16.1%	28.8%	38.6%	35.1%	28.0%	9.1%
50-54	12.3%	0.7%	1.9%	14.1%	18.1%	23.8%	33.5%	0.0%
55-59	5.3%	0.0%	0.6%	2.3%	7.8%	17.2%	13.4%	0.0%
60-64	2.7%	0.7%	0.6%	1.7%	2.4%	4.6%	9.8%	0.0%
65-69	0.6%	0.4%	0.0%	0.0%	0.0%	1.3%	2.4%	0.0%
70-74	0.2%	0.0%	0.0%	0.6%	0.0%	0.0%	0.6%	0.0%
>=75	0.2%	0.0%	0.0%	0.0%	0.0%	0.0%	1.2%	9.1%
Total # of vehicles	1256	277	310	177	166	151	164	11
Average speed	42.5	34.1	38.6	44.0	46.9	49.9	51.7	38.6
St. Dev.	9.5	7.6	7.6	6.7	5.7	6.0	7.2	18.0
85th percentile	51.8	42.0	45.7	50.0	53.0	57.0	59.0	45.5
Min	13.0	15.0	13.0	27.0	33.0	36.0	30.0	16.0
Max	82.0	66.0	64.0	73.0	63.0	65.0	82.0	79.0
Range	69.0	51.0	51.0	46.0	30.0	29.0	52.0	63.0

Vehicle Speed (0-25 FT Vehicles)	Hour							
	Total	23:00-00:00	00:00-01:00	01:00-02:00	02:00-03:00	03:00-04:00	04:00-05:00	05:00-06:00
MPH								
< 10	0.0%	0.0%	0.0%	0.0%	0.0%	0.0%	0.0%	0.0%
10-14	0.1%	0.0%	0.4%	0.0%	0.0%	0.0%	0.0%	0.0%
15-19	2.2%	2.7%	4.7%	0.0%	0.0%	0.0%	0.0%	20.0%
20-24	2.1%	7.1%	0.8%	0.0%	0.0%	0.0%	0.0%	10.0%
25-29	4.1%	14.7%	1.6%	0.8%	0.0%	0.0%	0.0%	0.0%
30-34	11.1%	27.2%	14.0%	5.0%	0.0%	0.0%	0.0%	0.0%
35-39	14.8%	25.0%	23.3%	12.5%	5.9%	0.0%	0.0%	0.0%
40-44	21.4%	16.5%	33.7%	24.2%	11.8%	17.2%	10.3%	50.0%
45-49	20.9%	5.4%	18.6%	31.7%	42.2%	26.9%	22.2%	10.0%
50-54	13.0%	0.4%	1.6%	20.8%	23.5%	22.6%	38.5%	0.0%
55-59	6.2%	0.0%	0.8%	2.5%	12.7%	24.7%	13.7%	0.0%
60-64	3.1%	0.4%	0.8%	2.5%	3.9%	6.5%	11.1%	0.0%
65-69	0.6%	0.4%	0.0%	0.0%	0.0%	2.2%	2.6%	0.0%
70-74	0.1%	0.0%	0.0%	0.0%	0.0%	0.0%	0.9%	0.0%
>=75	0.2%	0.0%	0.0%	0.0%	0.0%	0.0%	0.9%	10.0%
Total # of vehicles	924	224	258	120	102	93	117	10
Average speed	42.6	34.1	39.0	45.1	48.9	51.1	52.4	39
St. Dev.	9.9	7.5	7.8	6.4	5.7	6.4	6.5	19
85th percentile	52.0	42.0	46.0	51.0	55.0	59.0	59.6	46
Min	13.0	15.0	13.0	27.0	35.0	40.0	40.0	16.0
Max	79.0	66.0	64.0	61.0	63.0	65.0	77.0	79.0
Range	66.0	51.0	51.0	34.0	28.0	25.0	37.0	63.0

		Hour						
Vehicle Speed (25-50 FT Vehicles)	Total	23:00-00:00	00:00-01:00	01:00-02:00	02:00-03:00	03:00-04:00	04:00-05:00	05:00-06:00
		MPH						
< 10	0.0%	0.0%	0.0%	0.0%	0.0%	0.0%	0.0%	#DIV/0!
10-14	0.0%	0.0%	0.0%	0.0%	0.0%	0.0%	0.0%	#DIV/0!
15-19	0.0%	0.0%	0.0%	0.0%	0.0%	0.0%	0.0%	#DIV/0!
20-24	1.2%	9.1%	0.0%	0.0%	0.0%	0.0%	0.0%	#DIV/0!
25-29	1.2%	4.5%	5.0%	0.0%	0.0%	0.0%	0.0%	#DIV/0!
30-34	8.4%	22.7%	20.0%	15.4%	0.0%	0.0%	3.1%	#DIV/0!
35-39	13.3%	31.8%	25.0%	23.1%	7.1%	2.6%	3.1%	#DIV/0!
40-44	22.9%	9.1%	40.0%	34.6%	42.9%	15.8%	3.1%	#DIV/0!
45-49	30.1%	13.6%	10.0%	19.2%	39.3%	42.1%	40.6%	#DIV/0!
50-54	13.3%	4.5%	0.0%	0.0%	10.7%	28.9%	21.9%	#DIV/0!
55-59	5.4%	0.0%	0.0%	3.8%	0.0%	7.9%	15.6%	#DIV/0!
60-64	2.4%	4.5%	0.0%	0.0%	0.0%	2.6%	6.3%	#DIV/0!
65-69	0.6%	0.0%	0.0%	0.0%	0.0%	0.0%	3.1%	#DIV/0!
70-74	0.6%	0.0%	0.0%	3.8%	0.0%	0.0%	0.0%	#DIV/0!
>=75	0.6%	0.0%	0.0%	0.0%	0.0%	0.0%	3.1%	#DIV/0!
Total # of vehicles	166	22	20	26	28	38	32	0
Average speed	44.5	37.3	38.0	41.5	44.5	48.3	51.2	#DIV/0!
St. Dev.	8.7	9.6	4.8	8.9	3.9	5.1	9.0	#DIV/0!
85th percentile	52.0	46.7	42.0	47.0	48.0	53.0	58.4	#NUM!
Min	20.0	20.0	29.0	30.0	37.0	36.0	30.0	0.0
Max	82.0	60.0	46.0	73.0	53.0	64.0	82.0	0.0
Range	62.0	40.0	17.0	43.0	16.0	28.0	52.0	0.0

		Hour						
Vehicle Speed (50-75 FT Vehicles)	Total	23:00-00:00	00:00-01:00	01:00-02:00	02:00-03:00	03:00-04:00	04:00-05:00	05:00-06:00
		MPH						
< 10	0.0%	0.0%	0.0%	0.0%	0.0%	0.0%	0.0%	#DIV/0!
10-14	0.0%	0.0%	0.0%	0.0%	0.0%	0.0%	0.0%	#DIV/0!
15-19	1.6%	0.0%	6.7%	0.0%	0.0%	0.0%	0.0%	#DIV/0!
20-24	2.4%	15.8%	0.0%	0.0%	0.0%	0.0%	0.0%	#DIV/0!
25-29	3.1%	15.8%	3.3%	0.0%	0.0%	0.0%	0.0%	#DIV/0!
30-34	11.8%	36.8%	20.0%	4.5%	3.0%	0.0%	0.0%	#DIV/0!
35-39	26.8%	21.1%	53.3%	27.3%	18.2%	0.0%	22.2%	#DIV/0!
40-44	22.8%	5.3%	10.0%	36.4%	42.4%	21.4%	0.0%	#DIV/0!
45-49	22.8%	5.3%	0.0%	31.8%	30.3%	57.1%	33.3%	#DIV/0!
50-54	7.9%	0.0%	6.7%	0.0%	6.1%	21.4%	33.3%	#DIV/0!
55-59	0.0%	0.0%	0.0%	0.0%	0.0%	0.0%	0.0%	#DIV/0!
60-64	0.8%	0.0%	0.0%	0.0%	0.0%	0.0%	11.1%	#DIV/0!
65-69	0.0%	0.0%	0.0%	0.0%	0.0%	0.0%	0.0%	#DIV/0!
70-74	0.0%	0.0%	0.0%	0.0%	0.0%	0.0%	0.0%	#DIV/0!
>=75	0.0%	0.0%	0.0%	0.0%	0.0%	0.0%	0.0%	#DIV/0!
Total # of vehicles	127	19	30	22	33	14	9	0
Average speed	40.2	31.9	35.3	41.9	43.3	46.7	48.0	#DIV/0!
St. Dev.	7.6	6.5	6.8	4.5	4.1	3.6	7.3	#DIV/0!
85th percentile	48.0	37.6	39.3	46.0	48.0	50.1	52.0	#NUM!
Min	18.0	22.0	18.0	34.0	33.0	40.0	36.0	0.0
Max	61.0	45.0	51.0	49.0	51.0	54.0	61.0	0.0
Range	43.0	23.0	33.0	15.0	18.0	14.0	25.0	0.0

Vehicle Speed (+75 FT Vehicles)	Hour							
	Total	23:00-00:00	00:00-01:00	01:00-02:00	02:00-03:00	03:00-04:00	04:00-05:00	05:00-06:00
MPH								
< 10	0.0%	0.0%	0.0%	0.0%	0.0%	0.0%	0.0%	0.0%
10-14	0.0%	0.0%	0.0%	0.0%	0.0%	0.0%	0.0%	0.0%
15-19	0.0%	0.0%	0.0%	0.0%	0.0%	0.0%	0.0%	0.0%
20-24	5.1%	16.7%	0.0%	0.0%	0.0%	0.0%	0.0%	0.0%
25-29	5.1%	16.7%	0.0%	0.0%	0.0%	0.0%	0.0%	0.0%
30-34	5.1%	8.3%	0.0%	0.0%	0.0%	0.0%	0.0%	100.0%
35-39	28.2%	41.7%	50.0%	33.3%	66.7%	0.0%	0.0%	0.0%
40-44	25.6%	16.7%	50.0%	55.6%	0.0%	16.7%	16.7%	0.0%
45-49	23.1%	0.0%	0.0%	11.1%	0.0%	66.7%	66.7%	0.0%
50-54	5.1%	0.0%	0.0%	0.0%	33.3%	16.7%	0.0%	0.0%
55-59	2.6%	0.0%	0.0%	0.0%	0.0%	0.0%	16.7%	0.0%
60-64	0.0%	0.0%	0.0%	0.0%	0.0%	0.0%	0.0%	0.0%
65-69	0.0%	0.0%	0.0%	0.0%	0.0%	0.0%	0.0%	0.0%
70-74	0.0%	0.0%	0.0%	0.0%	0.0%	0.0%	0.0%	0.0%
>=75	0.0%	0.0%	0.0%	0.0%	0.0%	0.0%	0.0%	0.0%
Total # of vehicles	39	12	2	9	3	6	6	1
Average speed	40.4	33.3	37.5	41.4	42.0	48.0	47.0	31.0
St. Dev.	7.5	6.3	3.5	2.8	7.0	2.5	5.7	#DIV/0!
85th percentile	49.0	39.1	39.3	44.0	46.7	49.5	51.0	31.0
Min	23.0	23.0	35.0	38.0	37.0	44.0	40.0	31.0
Max	57.0	42.0	40.0	45.0	50.0	51.0	57.0	31.0
Range	34.0	19.0	5.0	7.0	13.0	7.0	17.0	0.0

Day 6 2nd WZ

Vehicle Speed (all vehicles)	Hour						
	Total	23:00-00:00	00:00-01:00	01:00-02:00	02:00-03:00	03:00-04:00	04:00-05:00
MPH							
< 10	0.0%	0.0%	0.0%	0.0%	0.0%	0.0%	0.0%
10-14	0.5%	0.0%	0.3%	1.8%	0.6%	0.7%	0.0%
15-19	1.1%	0.6%	0.0%	5.5%	0.6%	0.7%	0.0%
20-24	3.1%	1.2%	4.1%	8.5%	3.2%	0.0%	0.6%
25-29	7.9%	7.8%	6.5%	16.5%	12.3%	5.3%	0.0%
30-34	12.6%	19.3%	15.1%	12.2%	19.5%	7.9%	0.6%
35-39	20.9%	25.3%	28.4%	22.6%	29.2%	10.5%	4.1%
40-44	18.5%	18.1%	24.3%	20.7%	15.6%	19.1%	9.4%
45-49	13.7%	18.1%	12.0%	3.0%	10.4%	23.0%	17.5%
50-54	9.1%	3.6%	5.5%	4.3%	4.5%	14.5%	22.8%
55-59	5.4%	3.6%	2.1%	4.3%	1.3%	8.6%	15.2%
60-64	3.7%	2.4%	0.7%	0.6%	0.6%	4.6%	15.2%
65-69	2.0%	0.0%	1.0%	0.0%	1.9%	1.3%	8.2%
70-74	0.9%	0.0%	0.0%	0.0%	0.0%	3.3%	2.9%
>=75	0.6%	0.0%	0.0%	0.0%	0.0%	0.7%	3.5%
Total # of vehicles	1103	166	292	164	154	152	171
Average speed	41.6	39.5	39.0	35.0	37.4	45.9	54.3
St. Dev.	11.3	8.4	8.2	10.1	9.1	10.9	10.1
85th percentile	53.0	47.3	46.0	43.0	46.0	56.0	64.0
Min	10.0	17.0	14.0	12.0	12.0	10.0	22.0
Max	86.0	64.0	67.0	62.0	66.0	77.0	86.0
Range	76.0	47.0	53.0	50.0	54.0	67.0	64.0

Vehicle Speed (0-25 FT Vehicles)	Hour						
	Total	23:00-00:00	00:00-01:00	01:00-02:00	02:00-03:00	03:00-04:00	04:00-05:00
MPH							
< 10	0.0%	0.0%	0.0%	0.0%	0.0%	0.0%	0.0%
10-14	0.7%	0.0%	0.0%	2.7%	1.1%	1.2%	0.0%
15-19	1.1%	0.0%	0.0%	5.5%	1.1%	1.2%	0.0%
20-24	3.3%	1.5%	3.3%	8.2%	5.6%	0.0%	1.0%
25-29	7.3%	6.7%	6.7%	13.6%	11.2%	4.9%	0.0%
30-34	12.7%	18.7%	15.9%	12.7%	13.5%	7.4%	1.0%
35-39	22.2%	26.9%	28.9%	19.1%	33.7%	9.9%	14.0%
40-44	18.3%	17.2%	25.1%	21.8%	11.2%	17.3%	7.9%
45-49	13.6%	18.7%	12.6%	4.5%	12.4%	21.0%	14.9%
50-54	9.0%	3.7%	4.6%	6.4%	6.7%	16.0%	22.8%
55-59	5.9%	4.5%	1.7%	4.5%	2.2%	11.1%	18.8%
60-64	3.3%	2.2%	0.8%	0.9%	0.0%	3.7%	15.8%
65-69	1.7%	0.0%	0.4%	0.0%	1.1%	2.5%	8.9%
70-74	0.7%	0.0%	0.0%	0.0%	0.0%	2.5%	3.0%
>=75	0.4%	0.0%	0.0%	0.0%	0.0%	1.2%	2.0%
Total # of vehicles	758	134	239	110	89	81	101
Average speed	41.3	40.0	38.8	35.5	37.3	46.1	54.4
St. Dev.	10.9	8.3	7.6	10.7	9.4	11.6	9.8
85th percentile	52.0	48.0	46.0	47.0	46.8	56.0	64.0
Min	10.0	22.0	20.0	12.0	12.0	10.0	22.0
Max	80.0	64.0	66.0	62.0	65.0	77.0	80.0
Range	70.0	42.0	46.0	50.0	53.0	67.0	58.0

Vehicle Speed (25-50 FT Vehicles)	Hour						
	Total	23:00-00:00	00:00-01:00	01:00-02:00	02:00-03:00	03:00-04:00	04:00-05:00
MPH							
< 10	0.0%	0.0%	0.0%	0.0%	0.0%	0.0%	0.0%
10-14	0.5%	0.0%	3.0%	0.0%	0.0%	0.0%	0.0%
15-19	1.6%	5.0%	0.0%	8.7%	0.0%	0.0%	0.0%
20-24	1.6%	0.0%	3.0%	8.7%	0.0%	0.0%	0.0%
25-29	4.3%	5.0%	0.0%	13.0%	7.7%	5.1%	0.0%
30-34	6.9%	15.0%	3.0%	4.3%	23.1%	5.1%	0.0%
35-39	14.9%	30.0%	24.2%	30.4%	15.4%	7.7%	0.0%
40-44	20.2%	15.0%	27.3%	26.1%	26.9%	23.1%	8.5%
45-49	18.6%	20.0%	15.2%	0.0%	15.4%	25.6%	25.5%
50-54	8.5%	5.0%	12.1%	0.0%	0.0%	7.7%	17.0%
55-59	6.4%	0.0%	6.1%	8.7%	0.0%	10.3%	8.5%
60-64	7.4%	5.0%	0.0%	0.0%	3.8%	10.3%	17.0%
65-69	4.8%	0.0%	6.1%	0.0%	7.7%	0.0%	10.6%
70-74	2.1%	0.0%	0.0%	0.0%	0.0%	5.1%	14.3%
>=75	2.1%	0.0%	0.0%	0.0%	0.0%	0.0%	8.5%
Total # of vehicles	188	20	33	23	26	39	47
Average speed	45.9	39.3	43.2	35.9	41.3	47.6	56.6
St. Dev.	12.6	9.4	10.4	10.7	10.3	10.8	11.1
85th percentile	60.0	46.5	51.6	42.7	47.3	58.6	69.0
Min	14.0	17.0	14.0	16.0	28.0	26.0	40.0
Max	86.0	63.0	67.0	59.0	66.0	73.0	86.0
Range	72.0	46.0	53.0	43.0	38.0	47.0	46.0

Vehicle Speed (50-75 FT Vehicles)	Hour						
	Total	23:00-00:00	00:00-01:00	01:00-02:00	02:00-03:00	03:00-04:00	04:00-05:00
MPH							
< 10	0.0%	0.0%	0.0%	0.0%	0.0%	0.0%	0.0%
10-14	0.0%	0.0%	0.0%	0.0%	0.0%	0.0%	0.0%
15-19	1.0%	0.0%	0.0%	5.6%	0.0%	0.0%	0.0%
20-24	5.0%	0.0%	21.4%	11.1%	0.0%	0.0%	0.0%
25-29	17.8%	50.0%	14.3%	38.9%	16.7%	8.0%	0.0%
30-34	22.8%	0.0%	28.6%	16.7%	40.0%	16.0%	0.0%
35-39	21.8%	0.0%	21.4%	22.2%	26.7%	20.0%	20.0%
40-44	12.9%	25.0%	7.1%	5.6%	13.3%	16.0%	20.0%
45-49	7.9%	25.0%	0.0%	0.0%	0.0%	20.0%	20.0%
50-54	8.9%	0.0%	7.1%	0.0%	3.3%	20.0%	20.0%
55-59	1.0%	0.0%	0.0%	0.0%	0.0%	0.0%	10.0%
60-64	1.0%	0.0%	0.0%	0.0%	0.0%	0.0%	10.0%
65-69	0.0%	0.0%	0.0%	0.0%	0.0%	0.0%	0.0%
70-74	0.0%	0.0%	0.0%	0.0%	0.0%	0.0%	0.0%
>=75	0.0%	0.0%	0.0%	0.0%	0.0%	0.0%	0.0%
Total # of vehicles	101	4	14	18	30	25	10
Average speed	36.4	35.5	32.2	30.2	34.2	41.5	47.8
St. Dev.	9.1	11.5	8.5	6.6	6.0	8.0	8.4
85th percentile	48.0	45.4	36.4	37.9	39.0	52.0	54.7
Min	18.0	25.0	22.0	18.0	25.0	29.0	35.0
Max	61.0	49.0	52.0	42.0	53.0	54.0	61.0
Range	43.0	24.0	30.0	24.0	28.0	25.0	26.0

Vehicle Speed (+75 FT Vehicles)	Hour						
	Total	23:00-00:00	00:00-01:00	01:00-02:00	02:00-03:00	03:00-04:00	04:00-05:00
MPH							
< 10	0.0%	0.0%	0.0%	0.0%	0.0%	0.0%	0.0%
10-14	0.0%	0.0%	0.0%	0.0%	0.0%	0.0%	0.0%
15-19	0.0%	0.0%	0.0%	0.0%	0.0%	0.0%	0.0%
20-24	1.8%	0.0%	0.0%	7.7%	0.0%	0.0%	0.0%
25-29	10.7%	12.5%	16.7%	15.4%	22.2%	0.0%	0.0%
30-34	12.5%	50.0%	16.7%	15.4%	0.0%	0.0%	0.0%
35-39	21.4%	0.0%	50.0%	38.5%	33.3%	0.0%	7.7%
40-44	25.0%	37.5%	16.7%	23.1%	33.3%	28.6%	15.4%
45-49	8.9%	0.0%	0.0%	0.0%	11.1%	42.9%	7.7%
50-54	12.5%	0.0%	0.0%	0.0%	0.0%	14.3%	46.2%
55-59	3.6%	0.0%	0.0%	0.0%	0.0%	0.0%	15.4%
60-64	1.8%	0.0%	0.0%	0.0%	0.0%	0.0%	7.7%
65-69	0.0%	0.0%	0.0%	0.0%	0.0%	0.0%	0.0%
70-74	1.8%	0.0%	0.0%	0.0%	0.0%	14.3%	0.0%
>=75	0.0%	0.0%	0.0%	0.0%	0.0%	0.0%	0.0%
Total # of vehicles	56	8	6	13	9	7	13
Average speed	41.1	34.4	36.3	35.4	38.1	49.9	50.5
St. Dev.	9.3	5.2	4.9	5.9	6.1	9.8	6.3
85th percentile	51.8	40.0	39.5	40.2	43.4	53.0	55.4
Min	24.0	28.0	29.0	24.0	28.0	42.0	39.0
Max	71.0	41.0	44.0	44.0	46.0	71.0	61.0
Range	47.0	13.0	15.0	20.0	18.0	29.0	22.0

Day 7 Reference

Vehicle Speed (all vehicles)	Hour							
	Total	22:00-23:00	23:00-00:00	00:00-01:00	01:00-02:00	02:00-03:00	03:00-04:00	04:00-05:00
MPH								
< 10	0.0%	0.0%	0.0%	0.0%	0.0%	0.0%	0.0%	0.0%
10-14	0.0%	0.0%	0.0%	0.0%	0.0%	0.0%	0.0%	0.0%
15-19	0.0%	0.0%	0.0%	0.0%	0.0%	0.0%	0.0%	0.0%
20-24	0.0%	0.0%	0.0%	0.0%	0.0%	0.0%	0.0%	0.0%
25-29	0.0%	0.0%	0.0%	0.0%	0.0%	0.0%	0.0%	0.0%
30-34	0.1%	0.0%	0.0%	0.0%	0.0%	0.0%	0.0%	1.5%
35-39	0.2%	0.0%	0.0%	0.0%	0.0%	0.8%	0.7%	0.0%
40-44	0.9%	0.5%	1.4%	1.0%	0.0%	1.5%	0.0%	3.1%
45-49	4.6%	4.3%	6.8%	5.5%	3.2%	1.5%	2.2%	7.7%
50-54	12.8%	9.1%	13.4%	11.9%	14.1%	9.8%	20.0%	10.8%
55-59	18.8%	17.1%	17.5%	14.4%	23.7%	18.2%	25.2%	20.0%
60-64	15.5%	16.6%	18.2%	12.9%	11.5%	18.9%	12.6%	16.9%
65-69	15.4%	16.0%	12.0%	17.9%	14.1%	22.0%	14.1%	13.8%
70-74	13.0%	14.4%	10.3%	16.4%	12.2%	14.4%	9.6%	16.9%
>=75	18.7%	21.9%	20.5%	19.9%	21.2%	12.9%	15.6%	9.2%
Total # of vehicles	1168	187	292	201	156	132	135	65
Average speed	64.7	66.4	64.4	65.4	65.0	64.7	62.8	61.6
St. Dev.	11.3	11.7	12.0	10.8	11.4	10.6	10.5	10.7
85th percentile	76.0	78.0	77.0	76.0	77.8	73.4	74.9	72.4
Min	32.0	44.0	41.0	40.0	46.0	35.0	37.0	32.0
Max	104.0	104.0	104.0	99.0	100.0	94.0	97.0	87.0
Range	72.0	60.0	63.0	59.0	54.0	59.0	60.0	55.0

Vehicle Speed (0-25 FT Vehicles)	Hour							
	Total	22:00-23:00	23:00-00:00	00:00-01:00	01:00-02:00	02:00-03:00	03:00-04:00	04:00-05:00
MPH								
< 10	0.0%	0.0%	0.0%	0.0%	0.0%	0.0%	0.0%	0.0%
10-14	0.0%	0.0%	0.0%	0.0%	0.0%	0.0%	0.0%	0.0%
15-19	0.0%	0.0%	0.0%	0.0%	0.0%	0.0%	0.0%	0.0%
20-24	0.0%	0.0%	0.0%	0.0%	0.0%	0.0%	0.0%	0.0%
25-29	0.0%	0.0%	0.0%	0.0%	0.0%	0.0%	0.0%	0.0%
30-34	0.1%	0.0%	0.0%	0.0%	0.0%	0.0%	0.0%	2.6%
35-39	0.3%	0.0%	0.0%	0.0%	0.0%	1.4%	1.9%	0.0%
40-44	0.9%	0.8%	1.2%	0.7%	0.0%	1.4%	0.0%	2.6%
45-49	2.4%	3.1%	2.9%	1.5%	0.0%	1.4%	1.9%	7.9%
50-54	4.7%	4.7%	7.0%	5.2%	1.2%	2.8%	5.8%	2.6%
55-59	8.7%	10.2%	8.8%	7.5%	9.8%	5.6%	7.7%	13.2%
60-64	14.9%	13.3%	18.1%	12.7%	13.4%	16.7%	9.6%	21.1%
65-69	21.1%	20.3%	17.0%	24.6%	18.3%	27.8%	25.0%	18.4%
70-74	19.5%	18.8%	15.2%	22.4%	19.5%	23.6%	19.2%	23.7%
>=75	27.3%	28.9%	29.8%	25.4%	37.8%	19.4%	28.8%	7.9%
Total # of vehicles	677	128	171	134	82	72	52	38
Average speed	68.9	69.2	68.8	68.8	71.8	68.7	69.2	63.1
St. Dev.	10.8	11.4	11.5	9.4	10.0	10.5	11.1	10.6
85th percentile	79.0	80.0	79.5	78.0	81.0	76.7	80.0	73.0
Min	32.0	44.0	42.0	40.0	54.0	35.0	37.0	32.0
Max	104.0	104.0	102.0	99.0	100.0	93.0	97.0	87.0
Range	72.0	60.0	60.0	59.0	46.0	58.0	60.0	55.0

		Hour						
Vehicle Speed (25-50 FT Vehicles)	Total	22:00-23:00	23:00-00:00	00:00-01:00	01:00-02:00	02:00-03:00	03:00-04:00	04:00-05:00
		MPH						
< 10	0.0%	0.0%	0.0%	0.0%	0.0%	0.0%	0.0%	0.0%
10-14	0.0%	0.0%	0.0%	0.0%	0.0%	0.0%	0.0%	0.0%
15-19	0.0%	0.0%	0.0%	0.0%	0.0%	0.0%	0.0%	0.0%
20-24	0.0%	0.0%	0.0%	0.0%	0.0%	0.0%	0.0%	0.0%
25-29	0.0%	0.0%	0.0%	0.0%	0.0%	0.0%	0.0%	0.0%
30-34	0.0%	0.0%	0.0%	0.0%	0.0%	0.0%	0.0%	0.0%
35-39	0.0%	0.0%	0.0%	0.0%	0.0%	0.0%	0.0%	0.0%
40-44	1.7%	0.0%	1.9%	2.8%	0.0%	4.5%	0.0%	7.7%
45-49	6.8%	11.1%	13.8%	11.1%	8.3%	0.0%	4.9%	7.7%
50-54	19.8%	19.4%	18.9%	13.9%	33.3%	4.5%	17.1%	38.5%
55-59	29.1%	33.3%	26.4%	25.0%	27.8%	36.4%	31.7%	23.1%
60-64	19.8%	19.4%	26.4%	16.7%	8.3%	36.4%	14.6%	23.1%
65-69	9.3%	15.6%	7.5%	8.3%	13.9%	13.6%	12.2%	0.0%
70-74	5.1%	15.6%	5.7%	8.3%	2.8%	4.5%	4.9%	0.0%
>=75	8.4%	15.6%	9.4%	13.9%	5.6%	0.0%	14.6%	0.0%
Total # of vehicles	237	36	53	36	36	22	41	13
Average speed	60.1	59.6	60.8	61.7	58.4	59.6	61.7	53.9
St. Dev.	10.0	10.6	10.5	12.3	9.4	6.2	9.4	6.1
85th percentile	69.0	66.3	69.4	73.3	68.0	64.9	73.0	61.2
Min	41.0	47.0	44.0	42.0	48.0	41.0	47.0	43.0
Max	104.0	95.0	104.0	97.0	90.0	71.0	86.0	64.0
Range	63.0	48.0	60.0	55.0	42.0	30.0	39.0	21.0

		Hour						
Vehicle Speed (50-75 FT Vehicles)	Total	22:00-23:00	23:00-00:00	00:00-01:00	01:00-02:00	02:00-03:00	03:00-04:00	04:00-05:00
		MPH						
< 10	0.0%	0.0%	0.0%	0.0%	0.0%	0.0%	0.0%	0.0%
10-14	0.0%	0.0%	0.0%	0.0%	0.0%	0.0%	0.0%	0.0%
15-19	0.0%	0.0%	0.0%	0.0%	0.0%	0.0%	0.0%	0.0%
20-24	0.0%	0.0%	0.0%	0.0%	0.0%	0.0%	0.0%	0.0%
25-29	0.0%	0.0%	0.0%	0.0%	0.0%	0.0%	0.0%	0.0%
30-34	0.0%	0.0%	0.0%	0.0%	0.0%	0.0%	0.0%	0.0%
35-39	0.0%	0.0%	0.0%	0.0%	0.0%	0.0%	0.0%	0.0%
40-44	0.6%	0.0%	2.3%	0.0%	0.0%	0.0%	0.0%	0.0%
45-49	9.3%	0.0%	22.7%	13.0%	6.7%	0.0%	0.0%	10.0%
50-54	32.0%	28.6%	34.1%	39.1%	23.3%	33.3%	40.0%	10.0%
55-59	37.2%	28.6%	31.8%	34.8%	56.7%	28.6%	40.0%	30.0%
60-64	11.6%	28.6%	9.1%	8.7%	3.3%	19.0%	16.7%	0.0%
65-69	4.1%	7.1%	0.0%	0.0%	6.7%	9.5%	3.3%	10.0%
70-74	2.3%	7.1%	0.0%	0.0%	3.3%	0.0%	0.0%	20.0%
>=75	2.9%	0.0%	0.0%	4.3%	0.0%	9.5%	0.0%	20.0%
Total # of vehicles	172	14	44	23	30	21	30	10
Average speed	56.2	58.9	53.0	55.1	56.2	59.0	55.6	65.0
St. Dev.	7.0	6.2	5.0	5.7	5.6	8.9	4.4	12.7
85th percentile	61.0	64.1	59.0	57.7	59.0	68.0	60.0	79.2
Min	41.0	50.0	41.0	48.0	46.0	50.0	50.0	49.0
Max	85.0	72.0	64.0	76.0	71.0	85.0	65.0	85.0
Range	44.0	22.0	23.0	28.0	25.0	35.0	15.0	36.0

Vehicle Speed (+75 FT Vehicles)	Hour							
	Total	22:00-23:00	23:00-00:00	00:00-01:00	01:00-02:00	02:00-03:00	03:00-04:00	04:00-05:00
MPH								
< 10	0.0%	0.0%	0.0%	0.0%	0.0%	0.0%	0.0%	0.0%
10-14	0.0%	0.0%	0.0%	0.0%	0.0%	0.0%	0.0%	0.0%
15-19	0.0%	0.0%	0.0%	0.0%	0.0%	0.0%	0.0%	0.0%
20-24	0.0%	0.0%	0.0%	0.0%	0.0%	0.0%	0.0%	0.0%
25-29	0.0%	0.0%	0.0%	0.0%	0.0%	0.0%	0.0%	0.0%
30-34	0.0%	0.0%	0.0%	0.0%	0.0%	0.0%	0.0%	0.0%
35-39	0.0%	0.0%	0.0%	0.0%	0.0%	0.0%	0.0%	0.0%
40-44	0.0%	0.0%	0.0%	0.0%	0.0%	0.0%	0.0%	0.0%
45-49	7.3%	0.0%	12.5%	25.0%	0.0%	5.9%	0.0%	0.0%
50-54	18.3%	0.0%	8.3%	37.5%	25.0%	17.6%	41.7%	0.0%
55-59	34.1%	33.3%	33.3%	25.0%	25.0%	35.3%	41.7%	50.0%
60-64	15.9%	33.3%	16.7%	12.5%	37.5%	5.9%	8.3%	0.0%
65-69	9.8%	11.1%	8.3%	0.0%	0.0%	23.5%	0.0%	25.0%
70-74	4.9%	0.0%	4.2%	0.0%	12.5%	5.9%	8.3%	0.0%
>=75	9.8%	22.2%	16.7%	0.0%	0.0%	5.9%	0.0%	25.0%
Total # of vehicles	82	9	24	8	8	17	12	4
Average speed	60.5	64.9	61.6	53.5	59.5	61.7	57.5	63.8
St. Dev.	9.6	10.9	11.1	5.0	6.0	10.7	6.1	9.1
85th percentile	69.0	73.2	73.8	58.0	64.0	68.6	60.4	71.1
Min	48.0	55.0	48.0	48.0	52.0	49.0	50.0	55.0
Max	94.0	89.0	89.0	62.0	70.0	94.0	73.0	76.0
Range	46.0	34.0	41.0	14.0	18.0	45.0	23.0	21.0

Day 7 End of Taper

Vehicle Speed (all vehicles)	Hour							
	Total	22:00-23:00	23:00-00:00	00:00-01:00	01:00-02:00	02:00-03:00	03:00-04:00	04:00-05:00
MPH								
< 10	0.2%	0.0%	0.0%	0.0%	0.0%	0.0%	0.0%	3.3%
10-14	0.2%	0.0%	0.3%	0.0%	0.0%	0.0%	0.0%	1.6%
15-19	0.6%	0.5%	0.3%	0.5%	0.7%	0.7%	0.0%	3.3%
20-24	0.4%	0.5%	0.6%	0.9%	0.0%	0.0%	0.0%	0.0%
25-29	0.8%	0.0%	1.9%	0.9%	0.0%	0.0%	1.4%	0.0%
30-34	3.1%	8.2%	3.9%	2.8%	1.4%	0.7%	0.0%	1.6%
35-39	6.0%	7.7%	10.1%	7.0%	2.0%	2.9%	2.1%	3.3%
40-44	13.3%	13.4%	20.5%	16.4%	4.7%	7.9%	11.3%	4.9%
45-49	22.3%	26.3%	26.9%	22.0%	15.5%	21.4%	16.2%	19.7%
50-54	22.0%	19.1%	15.9%	18.2%	22.3%	25.0%	39.4%	27.9%
55-59	14.8%	11.3%	11.0%	14.5%	23.0%	17.1%	15.5%	19.7%
60-64	6.6%	5.2%	3.9%	7.5%	11.5%	10.0%	4.9%	6.6%
65-69	3.8%	3.1%	1.6%	5.6%	6.1%	7.1%	2.8%	0.0%
70-74	3.0%	3.1%	1.0%	0.9%	7.4%	5.0%	2.8%	4.9%
>=75	2.7%	1.5%	1.9%	2.8%	5.4%	2.1%	3.5%	3.3%
Total # of vehicles	1207	194	308	214	148	140	142	61
Average speed	50.7	48.8	47.4	50.1	56.0	54.0	52.6	49.8
St. Dev.	10.6	10.3	9.8	10.5	10.7	9.6	8.9	14.5
85th percentile	60.0	58.0	56.0	60.1	68.0	64.0	59.0	58.0
Min	8.0	18.0	14.0	16.0	18.0	19.0	26.0	8.0
Max	87.0	84.0	83.0	77.0	87.0	81.0	82.0	82.0
Range	79.0	66.0	69.0	61.0	69.0	62.0	56.0	74.0

Vehicle Speed (0-25 FT Vehicles)	Hour							
	Total	22:00-23:00	23:00-00:00	00:00-01:00	01:00-02:00	02:00-03:00	03:00-04:00	04:00-05:00
MPH								
< 10	0.3%	0.0%	0.0%	0.0%	0.0%	0.0%	0.0%	6.5%
10-14	0.3%	0.0%	0.5%	0.0%	0.0%	0.0%	0.0%	3.2%
15-19	0.7%	0.0%	0.5%	0.7%	0.0%	1.3%	0.0%	6.5%
20-24	0.4%	0.0%	0.5%	1.4%	0.0%	0.0%	0.0%	0.0%
25-29	1.3%	0.0%	3.2%	0.7%	0.0%	0.0%	3.3%	0.0%
30-34	3.1%	6.2%	2.7%	3.6%	2.6%	1.3%	0.0%	3.2%
35-39	5.3%	7.0%	7.0%	7.1%	1.3%	2.6%	0.0%	6.5%
40-44	13.1%	11.6%	20.9%	16.4%	3.9%	3.9%	14.8%	0.0%
45-49	19.9%	25.6%	22.5%	17.1%	15.6%	20.8%	13.1%	16.1%
50-54	20.8%	24.0%	18.7%	18.6%	13.0%	22.1%	36.1%	16.1%
55-59	15.8%	13.2%	12.8%	15.7%	20.8%	18.2%	16.4%	25.8%
60-64	7.5%	5.4%	4.8%	9.3%	15.6%	7.8%	6.6%	6.5%
65-69	5.1%	3.1%	1.6%	6.4%	10.4%	10.4%	6.6%	0.0%
70-74	4.0%	3.1%	1.6%	0.7%	13.0%	7.8%	1.6%	9.7%
>=75	2.3%	0.8%	2.7%	2.1%	3.9%	3.9%	1.6%	0.0%
Total # of vehicles	702	129	187	140	77	77	61	31
Average speed	51.0	49.7	48.3	50.1	57.7	55.3	52.3	46.6
St. Dev.	11.2	9.2	10.5	10.9	10.8	11.0	9.1	17.9
85th percentile	62.0	58.0	57.0	61.2	70.0	67.0	62.0	59.0
Min	8.0	30.0	14.0	16.0	30.0	19.0	26.0	8.0
Max	87.0	76.0	80.0	77.0	87.0	81.0	76.0	73.0
Range	79.0	46.0	66.0	61.0	57.0	62.0	50.0	65.0

Vehicle Speed (25-50 FT Vehicles)	Hour							
	Total	22:00-23:00	23:00-00:00	00:00-01:00	01:00-02:00	02:00-03:00	03:00-04:00	04:00-05:00
MPH								
< 10	0.0%	0.0%	0.0%	0.0%	0.0%	0.0%	0.0%	0.0%
10-14	0.0%	0.0%	0.0%	0.0%	0.0%	0.0%	0.0%	0.0%
15-19	0.7%	2.3%	0.0%	0.0%	2.4%	0.0%	0.0%	0.0%
20-24	0.7%	2.3%	1.6%	0.0%	0.0%	0.0%	0.0%	0.0%
25-29	0.0%	0.0%	0.0%	0.0%	0.0%	0.0%	0.0%	0.0%
30-34	2.6%	9.1%	4.8%	0.0%	0.0%	0.0%	0.0%	0.0%
35-39	7.0%	9.1%	11.1%	4.8%	4.9%	8.0%	4.7%	0.0%
40-44	11.4%	13.6%	20.6%	14.3%	2.4%	12.0%	4.7%	0.0%
45-49	27.2%	25.0%	34.9%	38.1%	9.8%	28.0%	25.6%	21.4%
50-54	22.8%	9.1%	9.5%	19.0%	29.3%	24.0%	41.9%	57.1%
55-59	12.5%	11.4%	9.5%	7.1%	31.7%	12.0%	9.3%	0.0%
60-64	7.0%	6.8%	4.8%	7.1%	7.3%	16.0%	2.3%	14.3%
65-69	1.1%	4.5%	1.6%	0.0%	0.0%	0.0%	0.0%	0.0%
70-74	1.8%	2.3%	0.0%	2.4%	2.4%	0.0%	4.7%	0.0%
>=75	5.1%	4.5%	1.6%	7.1%	9.8%	0.0%	7.0%	7.1%
Total # of vehicles	272	44	63	42	41	25	43	14
Average speed	50.8	48.5	47.0	51.2	55.0	51.0	52.9	54.1
St. Dev.	10.5	13.0	9.4	9.9	11.5	6.5	9.3	8.4
85th percentile	59.4	61.1	56.7	59.9	61.0	58.2	57.4	60.2
Min	18.0	18.0	20.0	36.0	18.0	38.0	38.0	45.0
Max	86.0	84.0	83.0	77.0	86.0	61.0	78.0	78.0
Range	68.0	66.0	63.0	41.0	68.0	23.0	40.0	33.0

Vehicle Speed (50-75 FT Vehicles)	Hour							
	Total	22:00-23:00	23:00-00:00	00:00-01:00	01:00-02:00	02:00-03:00	03:00-04:00	04:00-05:00
MPH								
< 10	0.0%	0.0%	0.0%	0.0%	0.0%	0.0%	0.0%	0.0%
10-14	0.0%	0.0%	0.0%	0.0%	0.0%	0.0%	0.0%	0.0%
15-19	0.0%	0.0%	0.0%	0.0%	0.0%	0.0%	0.0%	0.0%
20-24	0.0%	0.0%	0.0%	0.0%	0.0%	0.0%	0.0%	0.0%
25-29	0.8%	0.0%	0.0%	6.3%	0.0%	0.0%	0.0%	0.0%
30-34	6.9%	26.7%	12.1%	6.3%	0.0%	0.0%	0.0%	0.0%
35-39	7.6%	13.3%	21.2%	6.3%	0.0%	0.0%	0.0%	0.0%
40-44	17.6%	13.3%	18.2%	25.0%	14.3%	17.6%	19.0%	12.5%
45-49	26.0%	26.7%	33.3%	25.0%	28.6%	23.5%	14.3%	25.0%
50-54	26.7%	13.3%	12.1%	18.8%	38.1%	29.4%	42.9%	50.0%
55-59	7.6%	0.0%	0.0%	6.3%	14.3%	11.8%	14.3%	12.5%
60-64	3.1%	0.0%	0.0%	0.0%	4.8%	11.8%	4.8%	0.0%
65-69	2.3%	0.0%	3.0%	6.3%	0.0%	5.9%	0.0%	0.0%
70-74	1.5%	6.7%	0.0%	0.0%	0.0%	0.0%	4.8%	0.0%
>=75	0.0%	0.0%	0.0%	0.0%	0.0%	0.0%	0.0%	0.0%
Total # of vehicles	131	15	33	16	21	17	21	8
Average speed	47.8	43.4	43.5	46.5	50.4	52.0	51.7	50.3
St. Dev.	8.3	10.5	7.2	9.7	5.1	7.7	7.2	4.9
85th percentile	54.0	49.9	49.2	53.8	55.0	62.0	56.0	53.0
Min	28.0	32.0	32.0	28.0	43.0	40.0	42.0	42.0
Max	74.0	72.0	65.0	69.0	64.0	65.0	74.0	57.0
Range	46.0	40.0	33.0	41.0	21.0	25.0	32.0	15.0

Vehicle Speed (+75 FT Vehicles)	Hour							
	Total	22:00-23:00	23:00-00:00	00:00-01:00	01:00-02:00	02:00-03:00	03:00-04:00	04:00-05:00
MPH								
< 10	0.0%	0.0%	0.0%	0.0%	0.0%	0.0%	0.0%	0.0%
10-14	0.0%	0.0%	0.0%	0.0%	0.0%	0.0%	0.0%	0.0%
15-19	0.0%	0.0%	0.0%	0.0%	0.0%	0.0%	0.0%	0.0%
20-24	0.0%	0.0%	0.0%	0.0%	0.0%	0.0%	0.0%	0.0%
25-29	0.0%	0.0%	0.0%	0.0%	0.0%	0.0%	0.0%	0.0%
30-34	0.0%	0.0%	0.0%	0.0%	0.0%	0.0%	0.0%	0.0%
35-39	6.9%	0.0%	16.0%	12.5%	0.0%	0.0%	5.9%	0.0%
40-44	14.7%	50.0%	20.0%	12.5%	0.0%	9.5%	5.9%	25.0%
45-49	20.6%	50.0%	32.0%	18.8%	11.1%	14.3%	5.9%	25.0%
50-54	22.5%	0.0%	16.0%	12.5%	33.3%	33.3%	41.2%	0.0%
55-59	23.5%	0.0%	16.0%	31.3%	22.2%	23.8%	29.4%	37.5%
60-64	3.9%	0.0%	0.0%	0.0%	11.1%	9.5%	5.9%	0.0%
65-69	3.9%	0.0%	0.0%	12.5%	11.1%	4.8%	0.0%	0.0%
70-74	1.0%	0.0%	0.0%	0.0%	0.0%	4.8%	0.0%	0.0%
>=75	2.9%	0.0%	0.0%	0.0%	11.1%	0.0%	5.9%	12.5%
Total # of vehicles	102	6	25	16	9	21	17	8
Average speed	51.8	44.3	46.8	51.1	59.6	54.3	54.2	53.9
St. Dev.	9.3	3.8	6.4	8.5	11.5	7.6	9.2	13.2
85th percentile	58.0	48.3	54.2	56.0	64.6	60.0	58.6	58.0
Min	37.0	40.0	37.0	39.0	46.0	42.0	37.0	40.0
Max	86.0	49.0	58.0	67.0	86.0	74.0	82.0	82.0
Range	49.0	9.0	21.0	28.0	40.0	32.0	45.0	42.0

Day 7 1st WZ

Vehicle Speed (all vehicles)	Hour							
	Total	22:00-23:00	23:00-00:00	00:00-01:00	01:00-02:00	02:00-03:00	03:00-04:00	04:00-05:00
MPH								
< 10	0.0%	0.0%	0.0%	0.0%	0.0%	0.0%	0.0%	0.0%
10-14	0.0%	0.0%	0.0%	0.0%	0.0%	0.0%	0.0%	0.0%
15-19	1.0%	0.0%	3.3%	0.8%	0.0%	0.0%	0.0%	0.0%
20-24	1.7%	0.5%	3.6%	3.4%	0.6%	0.0%	0.0%	0.0%
25-29	4.5%	3.0%	10.8%	6.3%	1.2%	0.6%	0.0%	0.0%
30-34	11.3%	11.6%	23.4%	11.3%	10.4%	0.6%	1.3%	1.2%
35-39	19.5%	25.8%	23.4%	21.8%	17.9%	10.4%	13.3%	14.0%
40-44	30.0%	38.9%	24.3%	23.1%	31.8%	25.3%	37.3%	41.9%
45-49	19.4%	13.6%	8.1%	20.2%	20.2%	34.4%	34.0%	20.9%
50-54	8.2%	4.0%	2.1%	9.2%	8.7%	18.2%	12.0%	12.8%
55-59	2.3%	1.5%	0.3%	1.3%	6.4%	5.2%	0.7%	4.7%
60-64	1.4%	0.0%	0.3%	2.5%	1.7%	2.6%	1.3%	2.3%
65-69	0.5%	1.0%	0.3%	0.0%	0.6%	1.3%	0.0%	0.0%
70-74	0.3%	0.0%	0.0%	0.0%	0.6%	1.3%	0.0%	1.2%
>=75	0.1%	0.0%	0.0%	0.0%	0.0%	0.0%	0.0%	1.2%
Total # of vehicles	1332	198	333	238	173	154	150	86
Average speed	41.2	40.5	36.0	40.5	43.0	46.8	44.2	45.6
St. Dev.	8.2	6.4	7.8	8.5	7.7	7.1	5.1	7.3
85th percentile	49.0	45.5	44.0	49.0	50.0	53.0	49.0	52.3
Min	15.0	20.0	15.0	17.0	24.0	29.0	33.0	32.0
Max	76.0	67.0	67.0	63.0	71.0	74.0	64.0	76.0
Range	61.0	47.0	52.0	46.0	47.0	45.0	31.0	44.0

Vehicle Speed (0-25 FT Vehicles)	Hour							
	Total	22:00-23:00	23:00-00:00	00:00-01:00	01:00-02:00	02:00-03:00	03:00-04:00	04:00-05:00
MPH								
< 10	0.0%	0.0%	0.0%	0.0%	0.0%	0.0%	0.0%	0.0%
10-14	0.0%	0.0%	0.0%	0.0%	0.0%	0.0%	0.0%	0.0%
15-19	1.4%	0.0%	4.2%	1.2%	0.0%	0.0%	0.0%	0.0%
20-24	1.7%	0.0%	4.2%	2.4%	0.9%	0.0%	0.0%	0.0%
25-29	4.4%	2.0%	10.1%	5.4%	0.9%	1.1%	0.0%	0.0%
30-34	12.6%	12.2%	25.2%	10.2%	12.1%	0.0%	2.7%	0.0%
35-39	16.8%	21.1%	20.2%	18.1%	16.8%	4.2%	10.8%	17.4%
40-44	28.2%	40.1%	24.8%	23.5%	26.2%	23.2%	32.4%	32.6%
45-49	19.2%	17.0%	7.6%	23.5%	18.7%	34.7%	32.4%	19.6%
50-54	10.0%	4.1%	2.9%	10.8%	12.1%	21.1%	18.9%	19.6%
55-59	3.1%	2.0%	0.0%	1.8%	7.5%	8.4%	1.4%	8.7%
60-64	1.5%	0.0%	0.4%	3.0%	2.8%	3.2%	1.4%	0.0%
65-69	0.7%	1.4%	0.4%	0.0%	0.9%	2.1%	0.0%	0.0%
70-74	0.5%	0.0%	0.0%	0.0%	0.9%	2.1%	0.0%	2.2%
>=75	0.0%	0.0%	0.0%	0.0%	0.0%	0.0%	0.0%	0.0%
Total # of vehicles	873	147	238	166	107	95	74	46
Average speed	41.5	41.3	35.9	41.4	43.8	48.6	44.9	46.2
St. Dev.	8.7	6.4	8.2	8.6	8.6	7.5	5.4	7.1
85th percentile	50.0	46.0	44.0	50.0	52.1	54.9	51.0	53.0
Min	15.0	25.0	15.0	17.0	24.0	29.0	33.0	35.0
Max	74.0	67.0	67.0	61.0	71.0	74.0	62.0	73.0
Range	59.0	42.0	52.0	44.0	47.0	45.0	29.0	38.0

		Hour						
Vehicle Speed (25-50 FT Vehicles)	Total	22:00-23:00	23:00-00:00	00:00-01:00	01:00-02:00	02:00-03:00	03:00-04:00	04:00-05:00
		MPH						
< 10	0.0%	0.0%	0.0%	0.0%	0.0%	0.0%	0.0%	0.0%
10-14	0.0%	0.0%	0.0%	0.0%	0.0%	0.0%	0.0%	0.0%
15-19	0.0%	0.0%	0.0%	0.0%	0.0%	0.0%	0.0%	0.0%
20-24	0.4%	0.0%	0.0%	2.8%	0.0%	0.0%	0.0%	0.0%
25-29	3.1%	3.8%	7.0%	8.3%	0.0%	0.0%	0.0%	0.0%
30-34	8.4%	11.5%	18.6%	11.1%	5.9%	3.4%	0.0%	4.3%
35-39	20.3%	34.6%	20.9%	33.3%	8.8%	20.7%	16.7%	4.3%
40-44	36.1%	34.6%	37.2%	22.2%	52.9%	27.6%	30.6%	52.2%
45-49	22.9%	7.7%	14.0%	16.7%	20.6%	27.6%	47.2%	26.1%
50-54	6.2%	7.7%	0.0%	5.6%	5.9%	17.2%	2.8%	8.7%
55-59	1.3%	0.0%	2.3%	0.0%	5.9%	0.0%	0.0%	0.0%
60-64	1.3%	0.0%	0.0%	0.0%	0.0%	3.4%	2.8%	4.3%
65-69	0.0%	0.0%	0.0%	0.0%	0.0%	0.0%	0.0%	0.0%
70-74	0.0%	0.0%	0.0%	0.0%	0.0%	0.0%	0.0%	0.0%
>=75	0.0%	0.0%	0.0%	0.0%	0.0%	0.0%	0.0%	0.0%
Total # of vehicles	227	26	43	36	34	29	36	23
Average speed	41.7	39.8	39.0	39.0	42.8	44.2	44.1	44.7
St. Dev.	6.4	5.8	6.4	7.1	5.1	6.6	5.3	5.4
85th percentile	47.0	44.3	44.7	46.8	47.1	51.8	47.0	49.0
Min	22.0	26.0	25.0	22.0	33.0	31.0	35.0	32.0
Max	64.0	53.0	56.0	54.0	55.0	60.0	64.0	60.0
Range	42.0	27.0	31.0	32.0	22.0	29.0	29.0	28.0

		Hour						
Vehicle Speed (50-75 FT Vehicles)	Total	22:00-23:00	23:00-00:00	00:00-01:00	01:00-02:00	02:00-03:00	03:00-04:00	04:00-05:00
		MPH						
< 10	0.0%	0.0%	0.0%	0.0%	0.0%	0.0%	0.0%	0.0%
10-14	0.0%	0.0%	0.0%	0.0%	0.0%	0.0%	0.0%	0.0%
15-19	0.8%	0.0%	3.3%	0.0%	0.0%	0.0%	0.0%	0.0%
20-24	3.8%	6.7%	6.7%	8.3%	0.0%	0.0%	0.0%	0.0%
25-29	9.8%	13.3%	23.3%	12.5%	5.3%	0.0%	0.0%	0.0%
30-34	9.8%	6.7%	23.3%	16.7%	5.3%	0.0%	0.0%	0.0%
35-39	26.3%	33.3%	26.7%	25.0%	36.8%	18.8%	19.0%	25.0%
40-44	27.1%	40.0%	10.0%	20.8%	31.6%	25.0%	38.1%	50.0%
45-49	16.5%	0.0%	6.7%	18.3%	15.8%	43.8%	28.6%	25.0%
50-54	5.3%	0.0%	0.0%	8.3%	0.0%	12.5%	14.3%	0.0%
55-59	0.8%	0.0%	0.0%	0.0%	5.3%	0.0%	0.0%	0.0%
60-64	0.0%	0.0%	0.0%	0.0%	0.0%	0.0%	0.0%	0.0%
65-69	0.0%	0.0%	0.0%	0.0%	0.0%	0.0%	0.0%	0.0%
70-74	0.0%	0.0%	0.0%	0.0%	0.0%	0.0%	0.0%	0.0%
>=75	0.0%	0.0%	0.0%	0.0%	0.0%	0.0%	0.0%	0.0%
Total # of vehicles	133	15	30	24	19	16	21	8
Average speed	38.6	36.0	32.5	36.8	40.3	44.2	44.1	42.3
St. Dev.	7.7	7.1	7.1	8.1	6.3	4.5	4.9	4.2
85th percentile	46.0	42.0	39.0	45.1	46.3	48.5	49.0	45.9
Min	16.0	20.0	16.0	21.0	27.0	36.0	35.0	35.0
Max	55.0	44.0	46.0	51.0	55.0	52.0	54.0	47.0
Range	39.0	24.0	30.0	30.0	28.0	16.0	19.0	12.0

Vehicle Speed (+75 FT Vehicles)	Hour							
	Total	22:00-23:00	23:00-00:00	00:00-01:00	01:00-02:00	02:00-03:00	03:00-04:00	04:00-05:00
MPH								
< 10	0.0%	0.0%	0.0%	0.0%	0.0%	0.0%	0.0%	0.0%
10-14	0.0%	0.0%	0.0%	0.0%	0.0%	0.0%	0.0%	0.0%
15-19	0.0%	0.0%	0.0%	0.0%	0.0%	0.0%	0.0%	0.0%
20-24	1.0%	0.0%	0.0%	8.3%	0.0%	0.0%	0.0%	0.0%
25-29	2.0%	0.0%	9.1%	0.0%	0.0%	0.0%	0.0%	0.0%
30-34	8.1%	10.0%	13.6%	16.7%	15.4%	0.0%	0.0%	0.0%
35-39	32.3%	60.0%	59.1%	33.3%	23.1%	21.4%	10.5%	11.1%
40-44	35.4%	30.0%	13.6%	25.0%	23.1%	35.7%	68.4%	55.6%
45-49	17.2%	0.0%	4.5%	8.3%	38.5%	35.7%	21.1%	11.1%
50-54	1.0%	0.0%	0.0%	0.0%	0.0%	7.1%	0.0%	0.0%
55-59	0.0%	0.0%	0.0%	0.0%	0.0%	0.0%	0.0%	0.0%
60-64	2.0%	0.0%	0.0%	8.3%	0.0%	0.0%	0.0%	11.1%
65-69	0.0%	0.0%	0.0%	0.0%	0.0%	0.0%	0.0%	0.0%
70-74	0.0%	0.0%	0.0%	0.0%	0.0%	0.0%	0.0%	0.0%
>=75	1.0%	0.0%	0.0%	0.0%	0.0%	0.0%	0.0%	11.1%
Total # of vehicles	99	10	22	12	13	14	19	9
Average speed	40.7	37.9	36.4	39.4	41.2	43.1	42.2	48.2
St. Dev.	6.9	3.1	4.5	9.8	5.6	4.1	2.3	12.7
85th percentile	45.0	40.0	39.9	45.1	47.0	45.0	45.0	59.8
Min	24.0	30.0	27.0	24.0	31.0	36.0	39.0	38.0
Max	76.0	40.0	47.0	63.0	49.0	53.0	47.0	76.0
Range	52.0	10.0	20.0	39.0	18.0	17.0	8.0	38.0

Day 7 2nd WZ

Vehicle Speed (all vehicles)	Hour							
	Total	22:00-23:00	23:00-00:00	00:00-01:00	01:00-02:00	02:00-03:00	03:00-04:00	04:00-05:00
MPH								
< 10	0.0%	0.0%	0.0%	0.0%	0.0%	0.0%	0.0%	0.0%
10-14	0.2%	0.0%	0.0%	0.8%	0.0%	0.0%	0.0%	1.0%
15-19	1.2%	0.0%	0.3%	2.4%	0.6%	4.7%	0.0%	0.0%
20-24	2.0%	0.0%	0.3%	4.4%	1.2%	7.0%	0.6%	0.0%
25-29	4.6%	1.0%	1.3%	9.2%	1.8%	14.6%	2.3%	2.0%
30-34	10.0%	2.4%	8.5%	13.6%	6.1%	21.6%	14.9%	0.0%
35-39	17.7%	8.2%	28.7%	17.2%	18.8%	17.0%	12.6%	12.2%
40-44	25.4%	18.3%	31.2%	20.8%	24.8%	17.0%	33.1%	35.7%
45-49	21.5%	31.3%	18.9%	21.2%	25.5%	9.9%	22.3%	21.4%
50-54	11.3%	22.1%	9.1%	8.8%	13.3%	4.1%	9.1%	15.3%
55-59	5.2%	14.9%	1.6%	1.2%	6.7%	2.9%	4.0%	10.2%
60-64	0.4%	1.0%	0.0%	0.4%	0.6%	0.6%	0.0%	1.0%
65-69	0.4%	1.0%	0.0%	0.0%	0.0%	0.0%	1.1%	1.0%
70-74	0.1%	0.0%	0.0%	0.0%	0.6%	0.6%	0.0%	0.0%
>=75	0.0%	0.0%	0.0%	0.0%	0.0%	0.0%	0.0%	0.0%
Total # of vehicles	1384	208	317	250	165	171	175	98
Average speed	41.9	47.7	41.5	38.8	43.8	36.0	42.3	45.4
St. Dev.	8.6	6.8	6.2	9.3	7.7	10.0	7.3	7.5
85th percentile	50.0	55.0	48.0	48.0	52.0	46.0	49.0	53.0
Min	11.0	27.0	16.0	11.0	19.0	15.0	24.0	12.0
Max	73.0	65.0	59.0	63.0	70.0	73.0	65.0	67.0
Range	62.0	38.0	43.0	52.0	51.0	58.0	41.0	55.0

Vehicle Speed (0-25 FT Vehicles)	Hour							
	Total	22:00-23:00	23:00-00:00	00:00-01:00	01:00-02:00	02:00-03:00	03:00-04:00	04:00-05:00
MPH								
< 10	0.0%	0.0%	0.0%	0.0%	0.0%	0.0%	0.0%	0.0%
10-14	0.1%	0.0%	0.0%	0.0%	0.0%	0.0%	0.0%	1.9%
15-19	0.8%	0.0%	0.4%	1.8%	0.0%	2.8%	0.0%	0.0%
20-24	1.7%	0.0%	0.4%	4.1%	1.0%	5.7%	0.0%	0.0%
25-29	4.2%	0.6%	1.3%	10.0%	2.0%	12.3%	1.2%	1.9%
30-34	8.6%	0.6%	9.1%	9.4%	5.9%	20.8%	13.3%	0.0%
35-39	15.9%	7.7%	27.0%	18.2%	8.9%	15.1%	10.8%	7.7%
40-44	23.2%	16.0%	28.7%	18.8%	21.8%	20.8%	31.3%	28.8%
45-49	23.1%	30.8%	20.0%	22.4%	28.7%	10.4%	26.5%	25.0%
50-54	14.7%	22.4%	11.3%	12.9%	20.8%	6.6%	10.8%	23.1%
55-59	6.7%	19.2%	1.7%	1.8%	9.9%	3.8%	4.8%	9.6%
60-64	0.7%	1.3%	0.0%	0.6%	1.0%	0.9%	0.0%	1.9%
65-69	0.3%	1.3%	0.0%	0.0%	0.0%	0.0%	1.2%	0.0%
70-74	0.1%	0.0%	0.0%	0.0%	0.0%	0.9%	0.0%	0.0%
>=75	0.0%	0.0%	0.0%	0.0%	0.0%	0.0%	0.0%	0.0%
Total # of vehicles	898	156	230	170	101	106	83	52
Average speed	43.1	48.8	41.9	40.1	45.7	37.9	43.4	46.1
St. Dev.	8.6	6.6	6.5	9.3	7.5	10.2	7.0	8.1
85th percentile	52.0	55.8	49.0	49.7	53.0	48.0	50.7	53.0
Min	12.0	27.0	16.0	18.0	22.0	17.0	29.0	12.0
Max	73.0	65.0	59.0	63.0	60.0	73.0	65.0	63.0
Range	61.0	38.0	43.0	45.0	38.0	56.0	36.0	51.0

		Hour						
Vehicle Speed (25-50 FT Vehicles)	Total	22:00-23:00	23:00-00:00	00:00-01:00	01:00-02:00	02:00-03:00	03:00-04:00	04:00-05:00
		MPH						
< 10	0.0%	0.0%	0.0%	0.0%	0.0%	0.0%	0.0%	0.0%
10-14	0.8%	0.0%	0.0%	5.3%	0.0%	0.0%	0.0%	0.0%
15-19	1.7%	0.0%	0.0%	5.3%	0.0%	8.7%	0.0%	0.0%
20-24	2.1%	0.0%	0.0%	7.9%	0.0%	4.3%	2.4%	0.0%
25-29	2.1%	3.3%	0.0%	2.6%	0.0%	13.0%	0.0%	0.0%
30-34	9.3%	6.7%	2.2%	21.1%	0.0%	21.7%	14.3%	0.0%
35-39	16.5%	0.0%	30.4%	7.9%	32.3%	13.0%	11.9%	15.4%
40-44	33.9%	23.3%	43.5%	31.6%	38.7%	17.4%	35.7%	38.5%
45-49	20.3%	33.3%	21.7%	18.4%	19.4%	21.7%	14.3%	15.4%
50-54	8.5%	30.0%	0.0%	0.0%	3.2%	0.0%	16.7%	11.5%
55-59	3.8%	3.3%	2.2%	0.0%	3.2%	0.0%	4.8%	15.4%
60-64	0.0%	0.0%	0.0%	0.0%	0.0%	0.0%	0.0%	0.0%
65-69	0.4%	0.0%	0.0%	0.0%	0.0%	0.0%	0.0%	3.8%
70-74	0.4%	0.0%	0.0%	0.0%	3.2%	0.0%	0.0%	0.0%
>=75	0.0%	0.0%	0.0%	0.0%	0.0%	0.0%	0.0%	0.0%
Total # of vehicles	236	30	46	38	31	23	42	26
Average speed	41.5	46.1	41.8	35.8	43.2	35.1	42.5	46.3
St. Dev.	8.5	6.4	4.8	10.6	7.0	9.7	7.2	7.2
85th percentile	49.0	51.7	46.3	46.5	46.5	45.7	50.0	55.0
Min	11.0	29.0	31.0	11.0	35.0	16.0	24.0	36.0
Max	70.0	56.0	58.0	49.0	70.0	48.0	58.0	67.0
Range	59.0	27.0	27.0	38.0	35.0	32.0	34.0	31.0

		Hour						
Vehicle Speed (50-75 FT Vehicles)	Total	22:00-23:00	23:00-00:00	00:00-01:00	01:00-02:00	02:00-03:00	03:00-04:00	04:00-05:00
		MPH						
< 10	0.0%	0.0%	0.0%	0.0%	0.0%	0.0%	0.0%	0.0%
10-14	0.0%	0.0%	0.0%	0.0%	0.0%	0.0%	0.0%	0.0%
15-19	3.3%	0.0%	0.0%	3.2%	5.3%	11.1%	0.0%	0.0%
20-24	3.3%	0.0%	0.0%	3.2%	5.3%	11.1%	0.0%	0.0%
25-29	10.6%	0.0%	5.6%	16.1%	5.3%	22.2%	6.3%	10.0%
30-34	19.2%	14.3%	22.2%	22.6%	15.8%	22.2%	21.9%	0.0%
35-39	26.5%	21.4%	33.3%	22.6%	36.8%	29.6%	21.9%	20.0%
40-44	15.9%	14.3%	16.7%	16.1%	15.8%	0.0%	21.9%	40.0%
45-49	16.6%	35.7%	16.7%	16.1%	15.8%	0.0%	21.9%	20.0%
50-54	2.0%	14.3%	5.6%	0.0%	0.0%	0.0%	0.0%	0.0%
55-59	2.0%	0.0%	0.0%	0.0%	0.0%	3.7%	3.1%	10.0%
60-64	0.0%	0.0%	0.0%	0.0%	0.0%	0.0%	0.0%	0.0%
65-69	0.7%	0.0%	0.0%	0.0%	0.0%	0.0%	3.1%	0.0%
70-74	0.0%	0.0%	0.0%	0.0%	0.0%	0.0%	0.0%	0.0%
>=75	0.0%	0.0%	0.0%	0.0%	0.0%	0.0%	0.0%	0.0%
Total # of vehicles	151	14	18	31	19	27	32	10
Average speed	37.0	42.4	37.9	35.1	36.4	30.9	39.9	42.0
St. Dev.	8.3	6.4	6.5	7.4	7.4	8.6	8.2	7.6
85th percentile	46.0	48.1	45.9	44.0	43.6	38.1	46.0	47.7
Min	15.0	32.0	28.0	19.0	19.0	15.0	28.0	28.0
Max	65.0	50.0	50.0	47.0	47.0	56.0	65.0	57.0
Range	50.0	18.0	22.0	28.0	28.0	41.0	37.0	29.0

Vehicle Speed (+75 FT Vehicles)	Hour							
	Total	22:00-23:00	23:00-00:00	00:00-01:00	01:00-02:00	02:00-03:00	03:00-04:00	04:00-05:00
MPH								
< 10	0.0%	0.0%	0.0%	0.0%	0.0%	0.0%	0.0%	0.0%
10-14	0.0%	0.0%	0.0%	0.0%	0.0%	0.0%	0.0%	0.0%
15-19	0.0%	0.0%	0.0%	0.0%	0.0%	0.0%	0.0%	0.0%
20-24	2.0%	0.0%	0.0%	0.0%	0.0%	13.3%	0.0%	0.0%
25-29	4.0%	0.0%	0.0%	0.0%	0.0%	20.0%	5.6%	0.0%
30-34	11.1%	0.0%	4.3%	27.3%	7.1%	26.7%	11.1%	0.0%
35-39	23.2%	25.0%	39.1%	18.2%	35.7%	13.3%	5.6%	20.0%
40-44	40.4%	50.0%	43.5%	27.3%	28.6%	20.0%	55.6%	60.0%
45-49	17.2%	25.0%	4.3%	27.3%	28.6%	6.7%	22.2%	20.0%
50-54	2.0%	0.0%	8.7%	0.0%	0.0%	0.0%	0.0%	0.0%
55-59	0.0%	0.0%	0.0%	0.0%	0.0%	0.0%	0.0%	0.0%
60-64	0.0%	0.0%	0.0%	0.0%	0.0%	0.0%	0.0%	0.0%
65-69	0.0%	0.0%	0.0%	0.0%	0.0%	0.0%	0.0%	0.0%
70-74	0.0%	0.0%	0.0%	0.0%	0.0%	0.0%	0.0%	0.0%
>=75	0.0%	0.0%	0.0%	0.0%	0.0%	0.0%	0.0%	0.0%
Total # of vehicles	99	8	23	11	14	15	18	10
Average speed	39.9	41.6	40.6	39.7	41.3	33.6	41.3	42.3
St. Dev.	5.8	2.9	4.6	5.3	4.5	7.8	5.8	3.1
85th percentile	45.0	44.9	43.7	45.0	46.2	41.9	45.5	45.3
Min	22.0	38.0	32.0	32.0	34.0	22.0	27.0	38.0
Max	53.0	46.0	53.0	47.0	49.0	49.0	49.0	48.0
Range	31.0	8.0	21.0	15.0	15.0	27.0	22.0	10.0

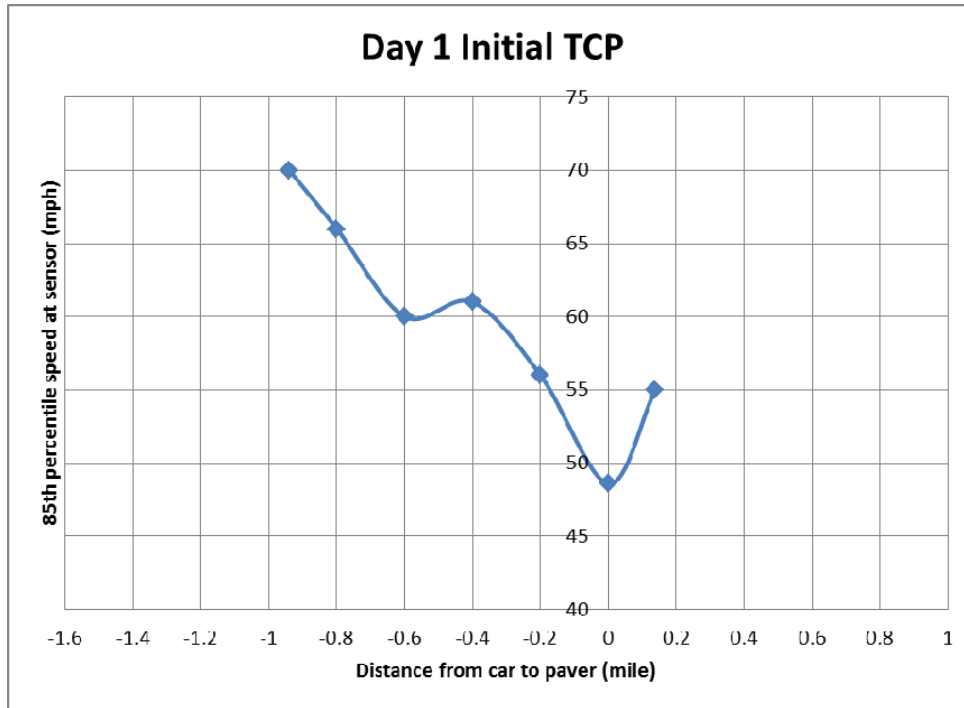
Appendix H - MnDOT's Field Staff Police Enforcement Checklist

Minnesota Extraordinary Enforcement Checklist

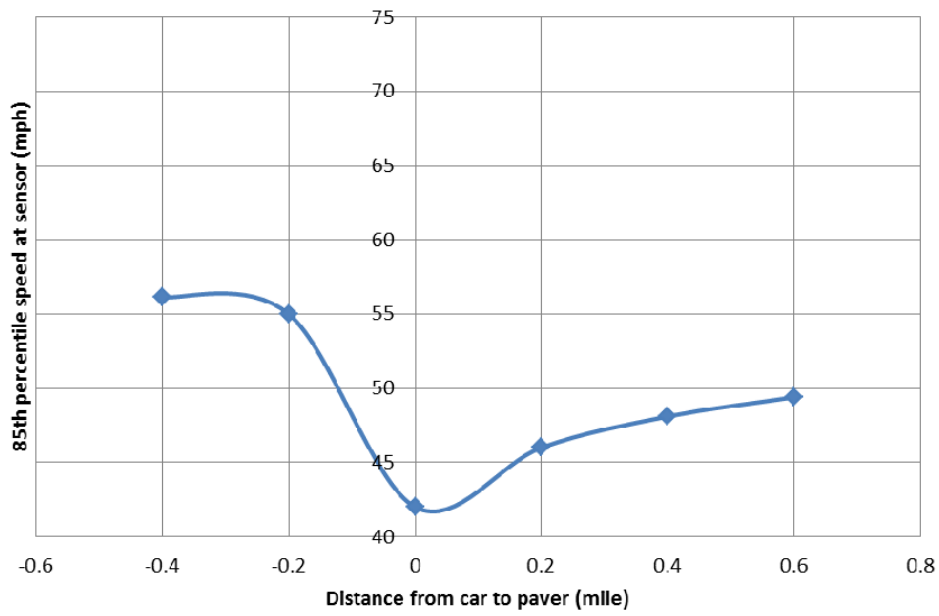
- Location of trooper
 - Troopers need direction from field staff.
 - The ideal spot is before the queue.
- Lights/Signals
 - Troopers should absolutely have their lights on. The Move Over Law can only be enforced when lights are activated. (MN Stat 168.18s11(a))
- Nature of work being done.
- Potential hazards, speed zones.
- Work vehicle entering/exiting the work zone (i.e. trucks hauling, contractor's vehicles, etc...)
- Staging of the work zone.
- Time expectations for arrival and departure.
- Whether or not to ticket.
 - Troopers tend to look to PE for guidance and severity of enforcement.
- Is the reduced speed in zone advisory or regulatory?
 - Orange speed signs are advisory.
 - Black and White speed limit signs are regulatory.
- Will there be a queue or back-up at a certain time?
- Radio frequency for communication / flaggers.
- Usage of **P**ortable **M**essage **S**igns
 - Use to announce law enforcement presence, similar to announcements used on holiday weekends for extra DUI enforcement.
 - Use to announce 'FINES DOUBLED' work zone
 - MSP can enhance fines

Appendix I - Speed VS Distance to Paver for Each Day for I-84 Projects

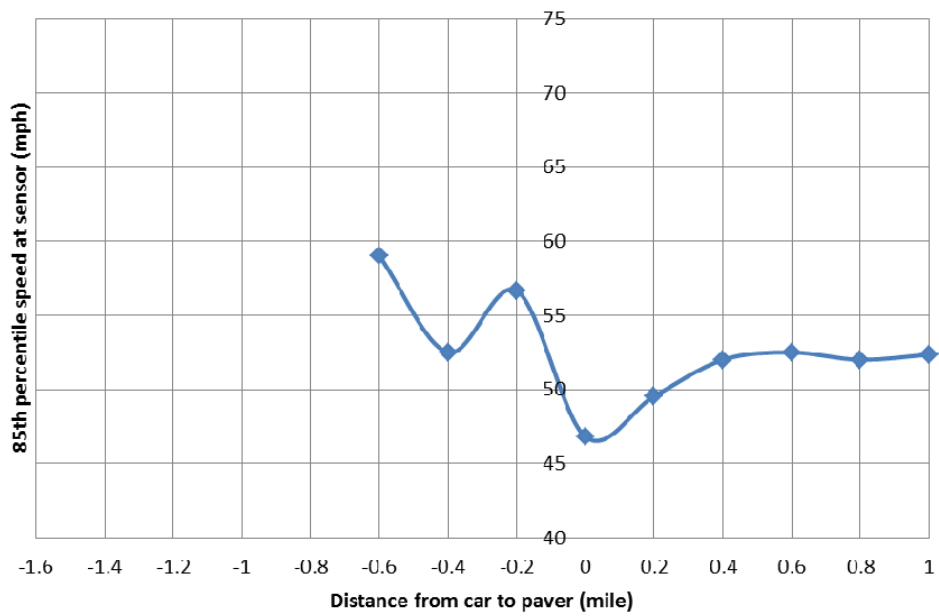
The first figure in each page is based on 1st WZ data, while the second is based on 2nd WZ data.



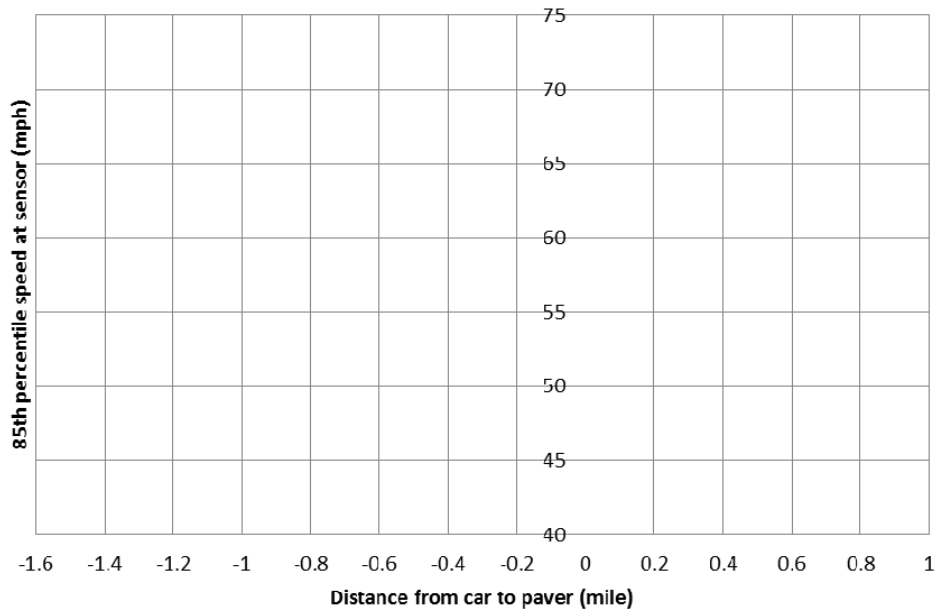
Day 1 Initial TCP



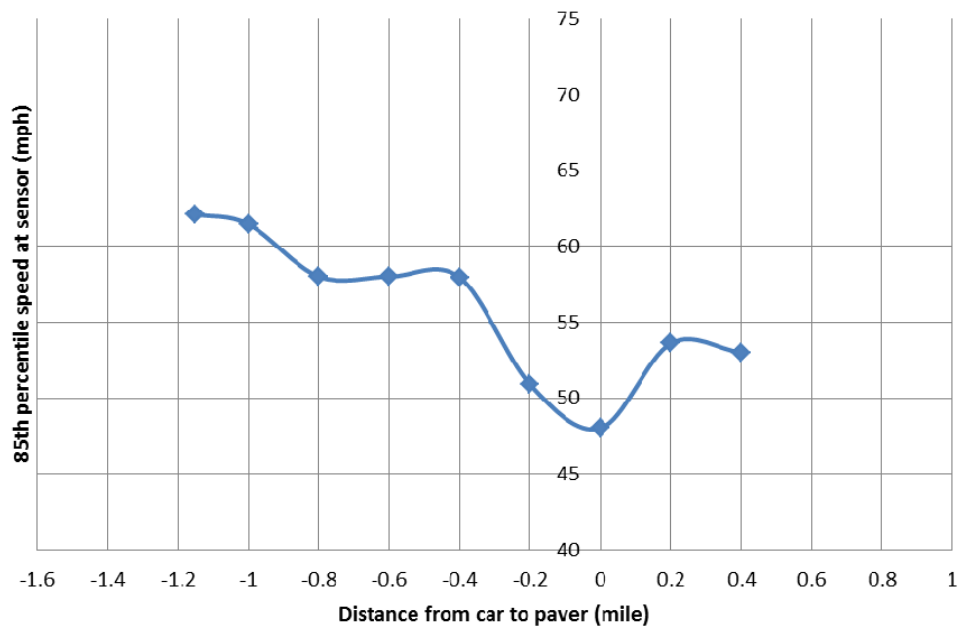
Day 2 50 mph signs



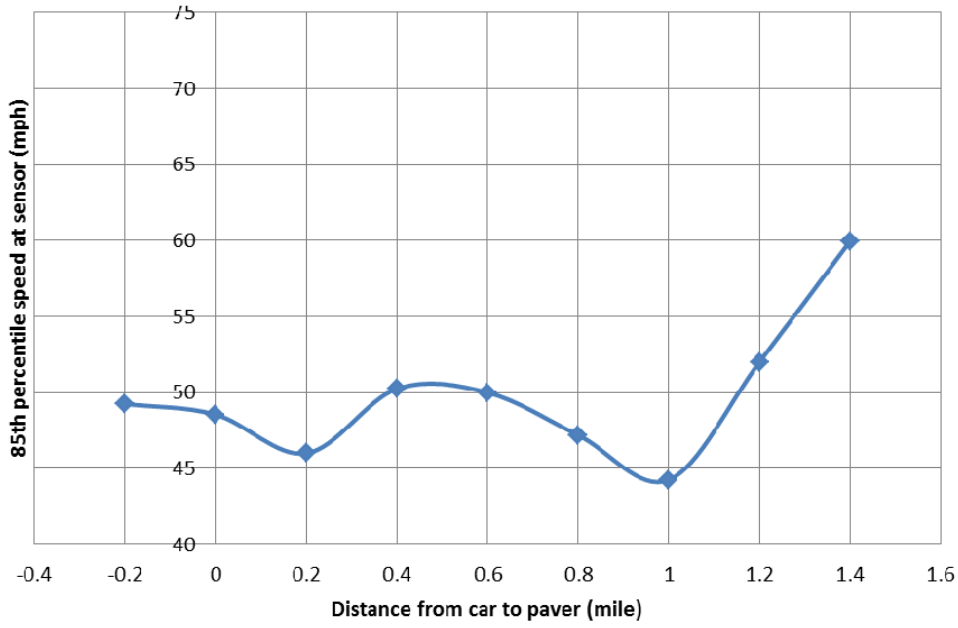
Day 2 50 mph signs



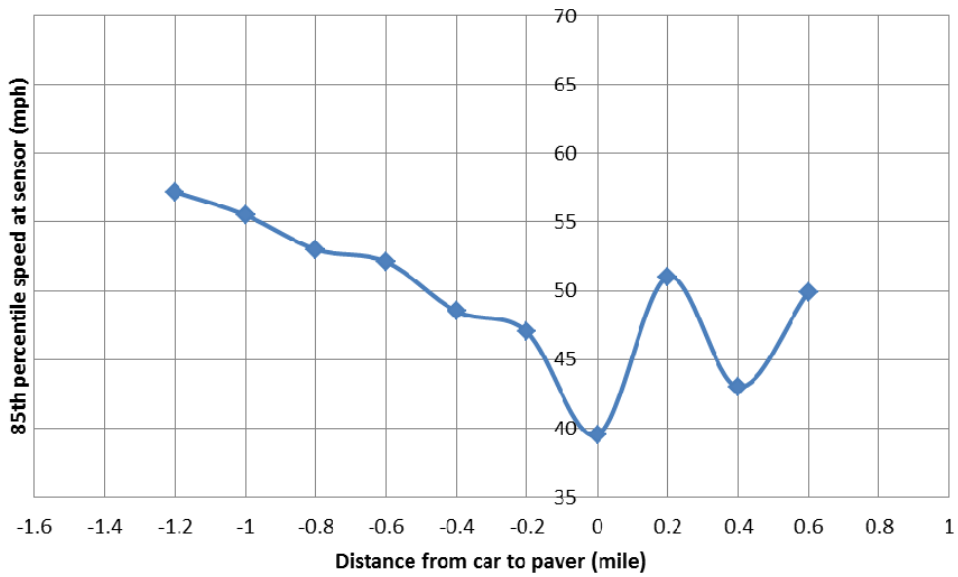
Day 3 PCMS on rollers



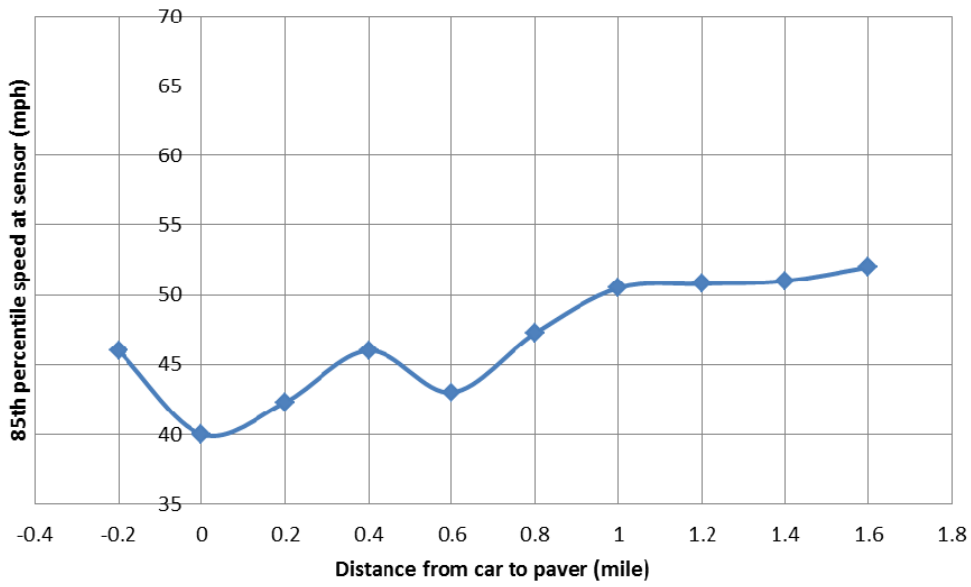
Day 3 PCMS on rollers



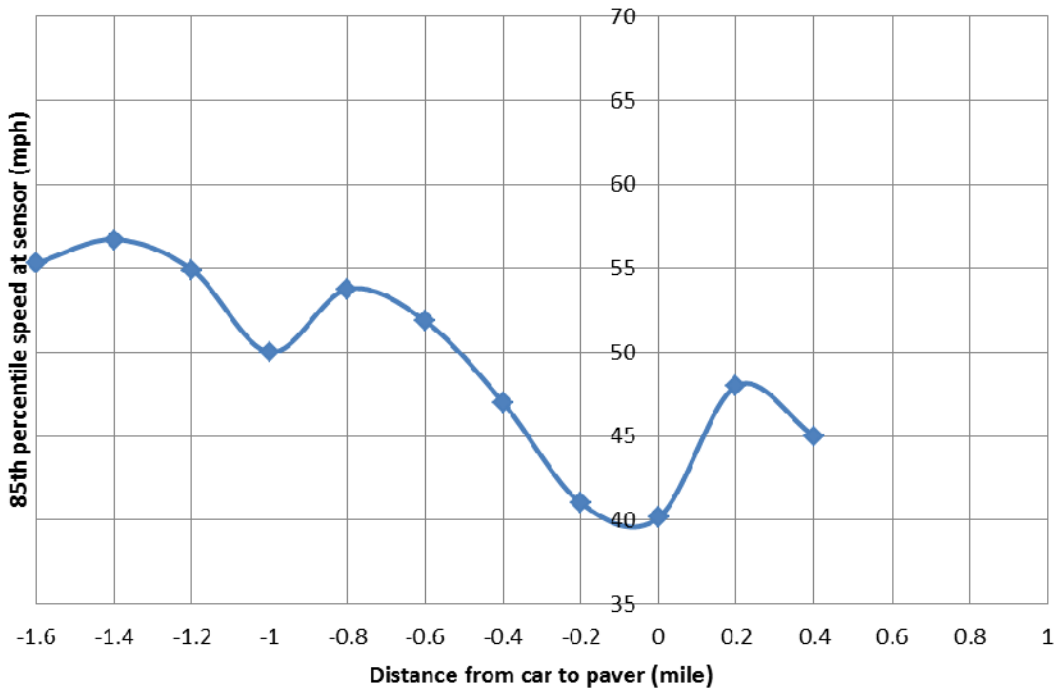
Day 4 OSP patrol & asphalt truck drive 45mph or less



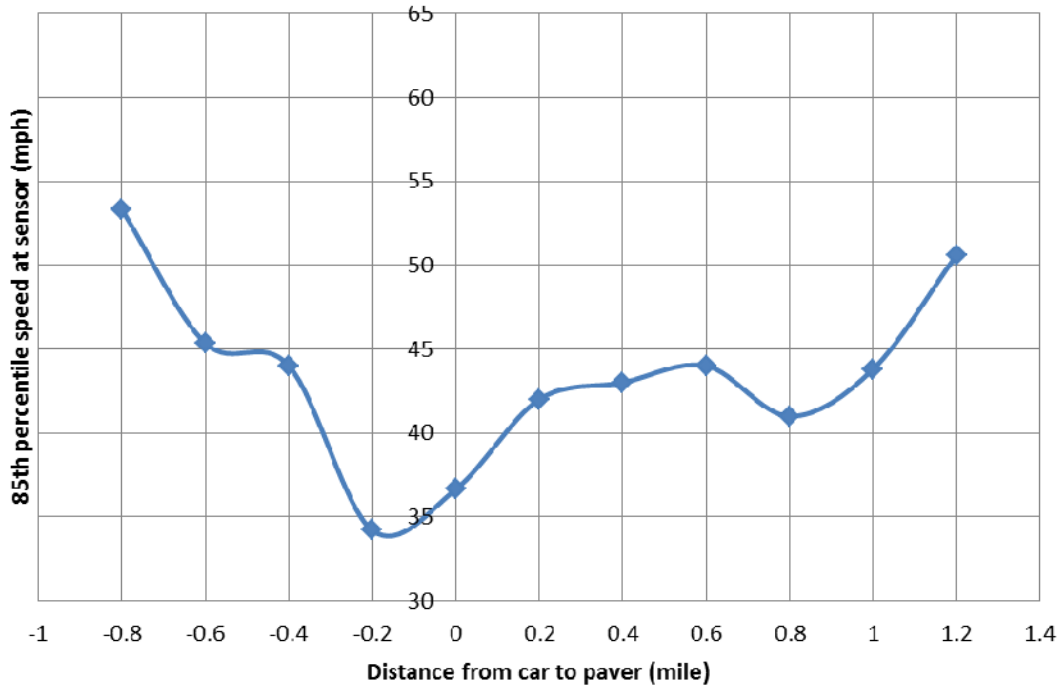
Day 4 OSP patrol & asphalt truck drive 45mph or less



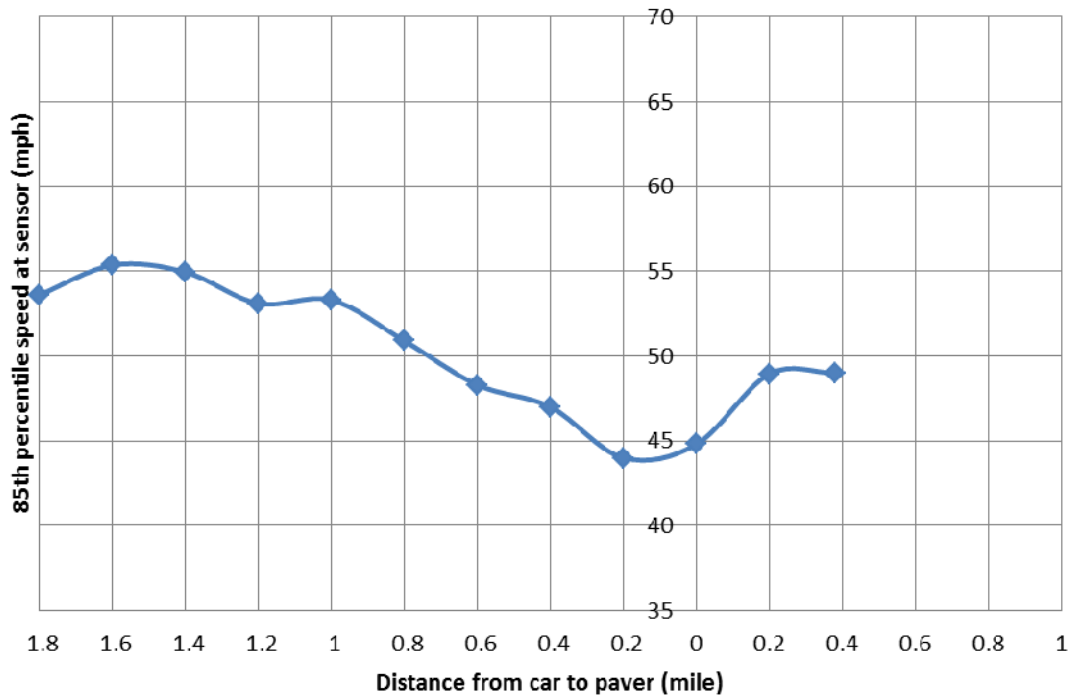
Day 5 OSP car parking at the end of taper



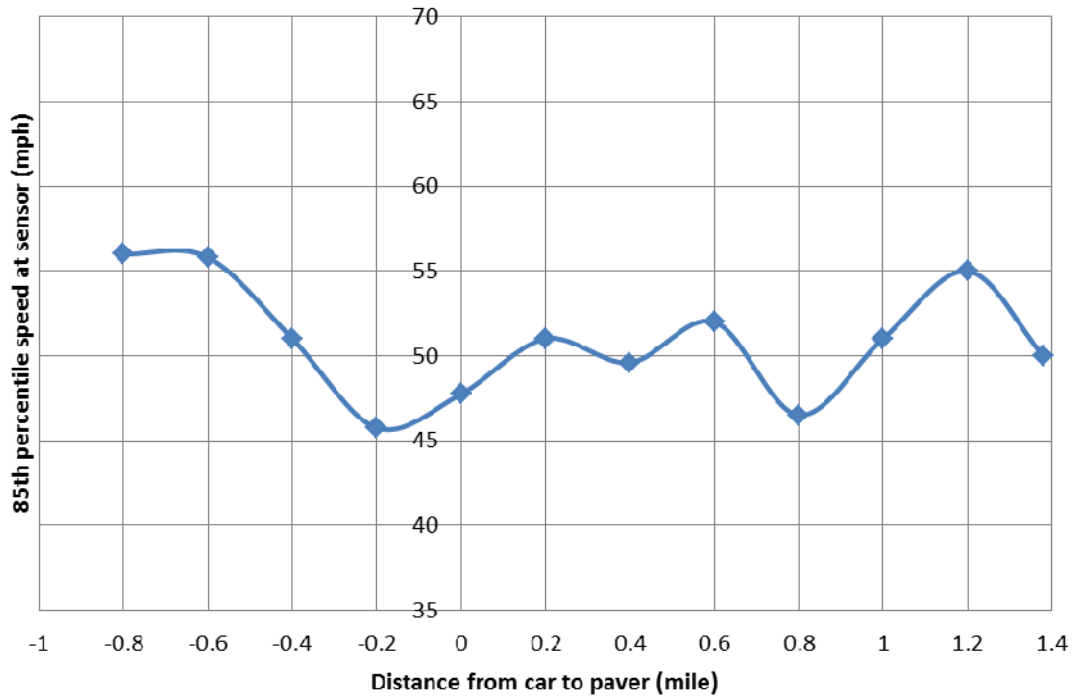
Day 5 OSP car parking at the end of taper



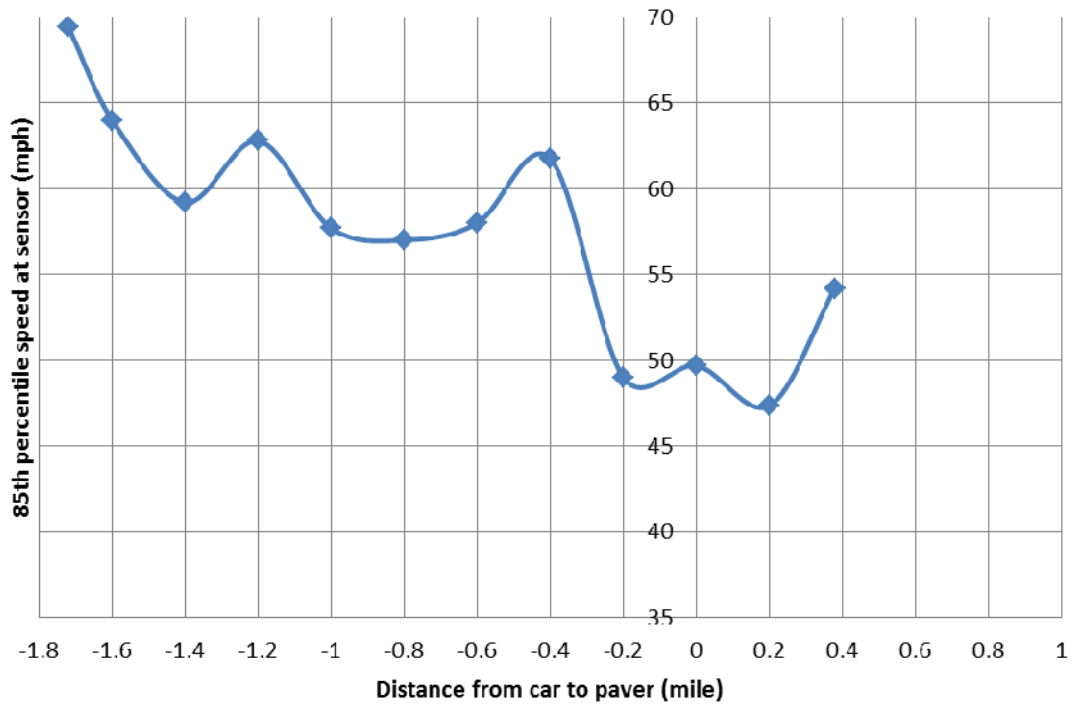
Day 6 Speed radar display



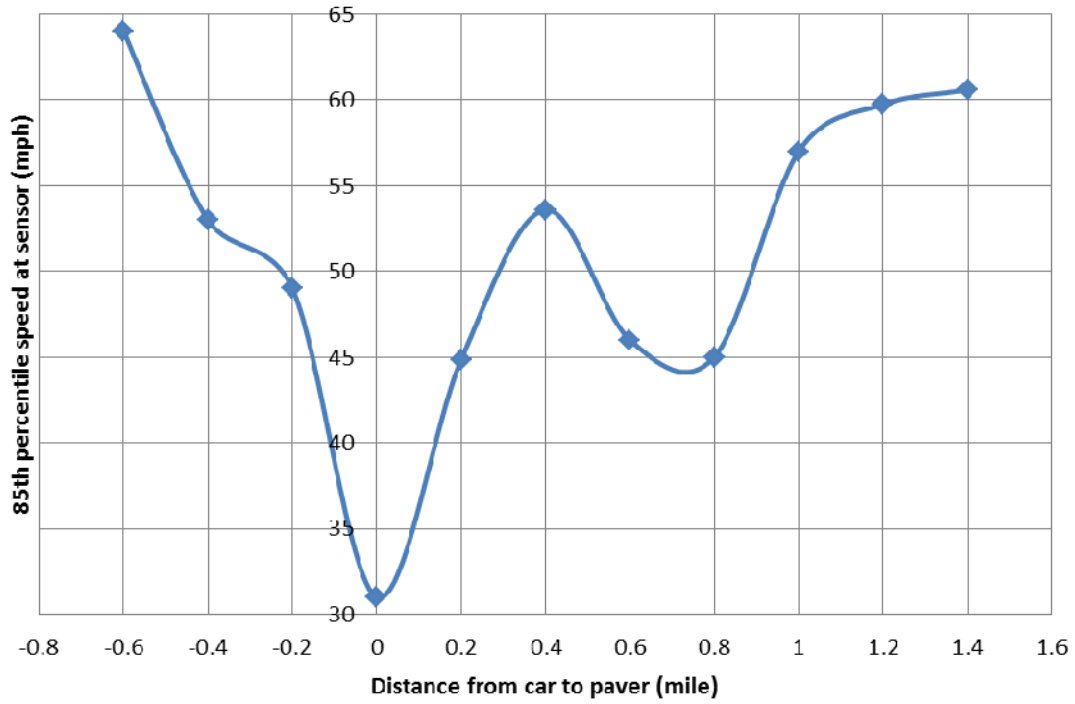
Day 6 Speed radar display



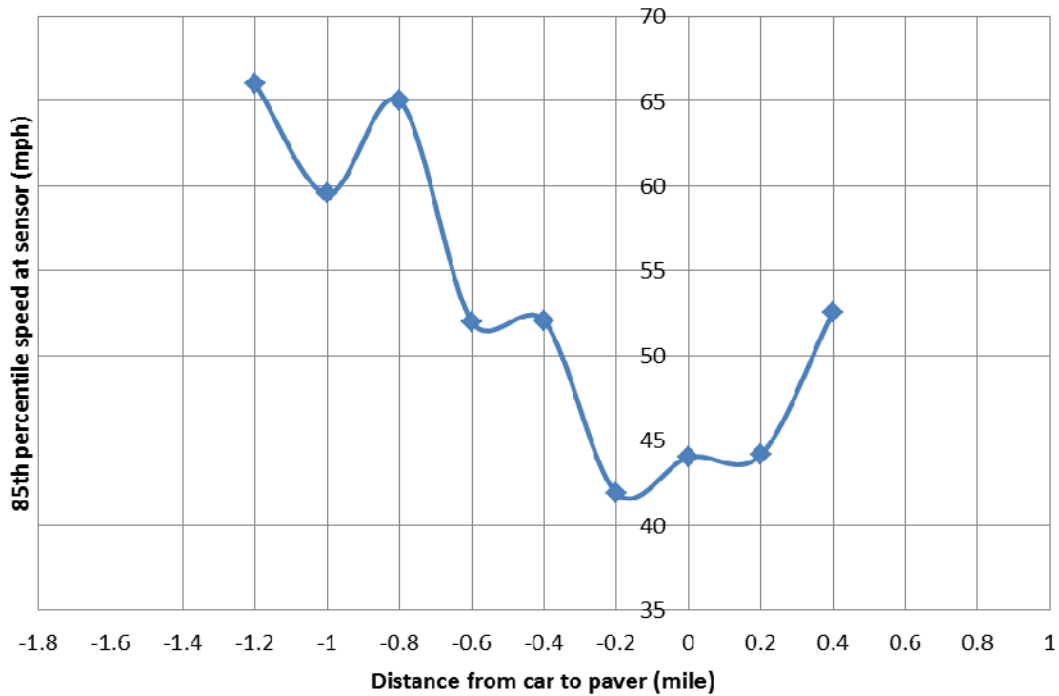
Day 7: Tubular markers on both sides of travel lane



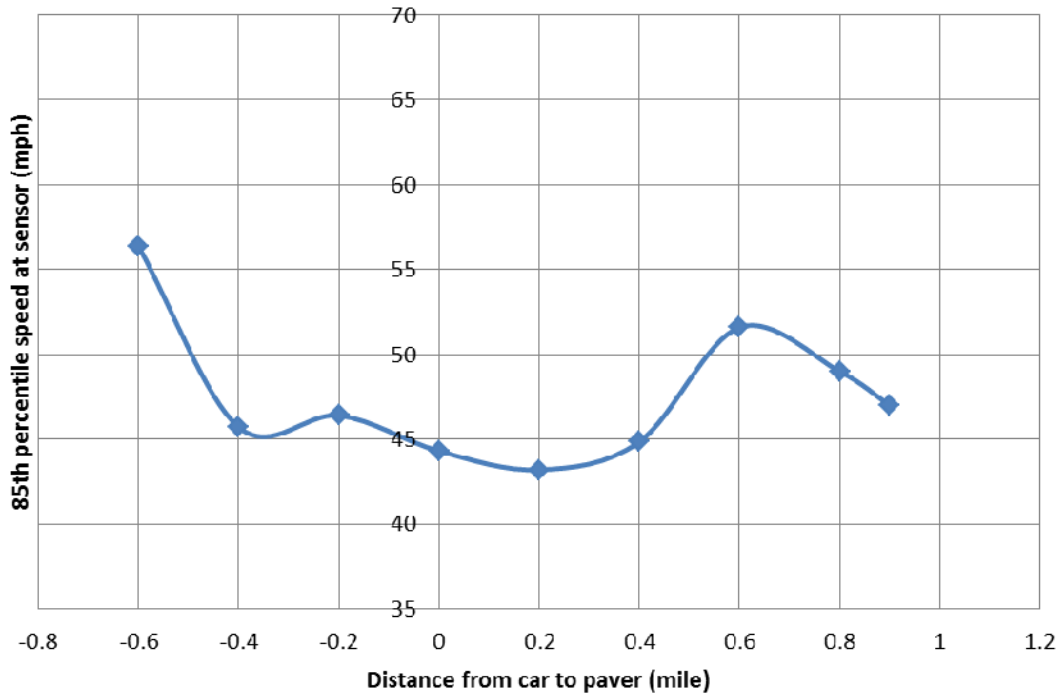
Day 7: Tubular markers on both sides of travel lane



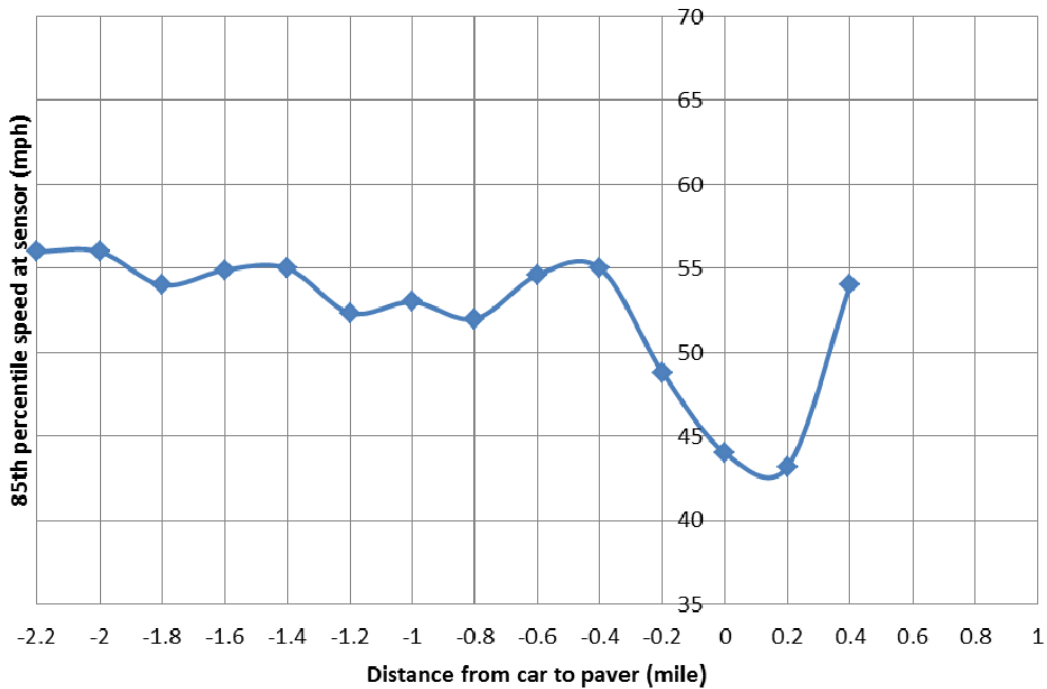
Day 8: Drums on both sides of travel lane



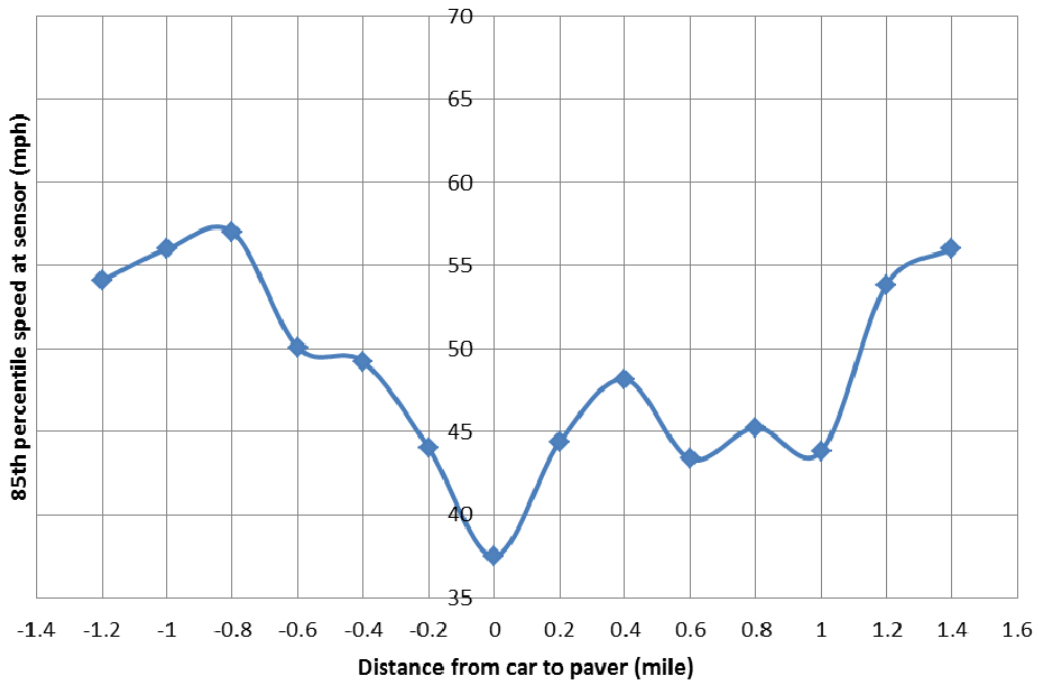
Day 8: Drums on both sides of travel lane



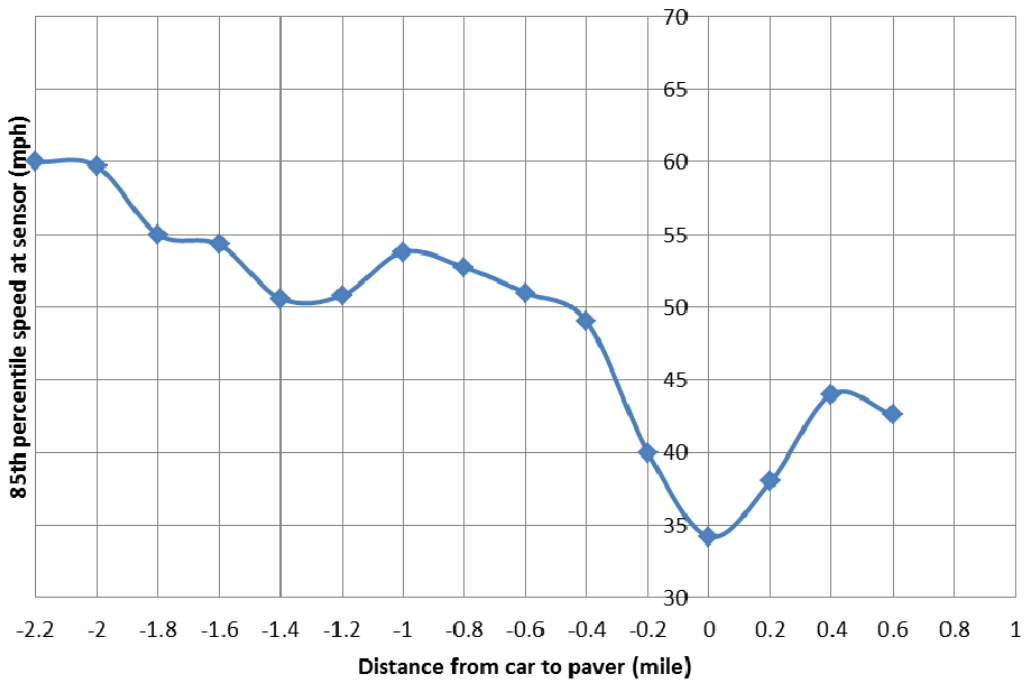
Day 9: PCMS and radar monitoring display



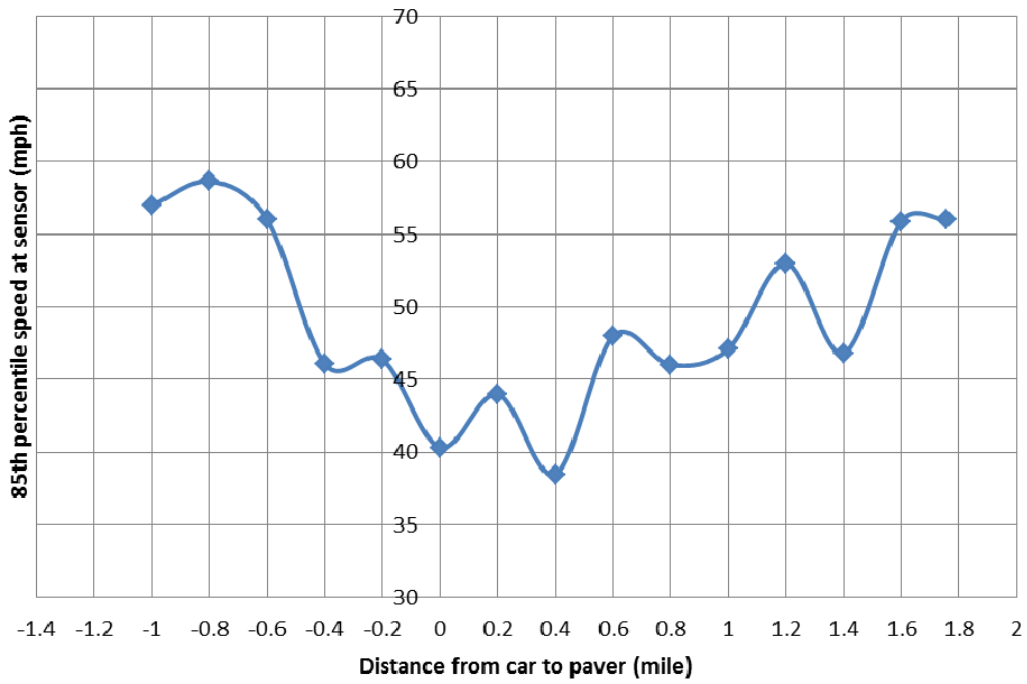
Day 9: PCMS and radar monitoring display



Day 10: PCMS and radar monitoring display, westbound

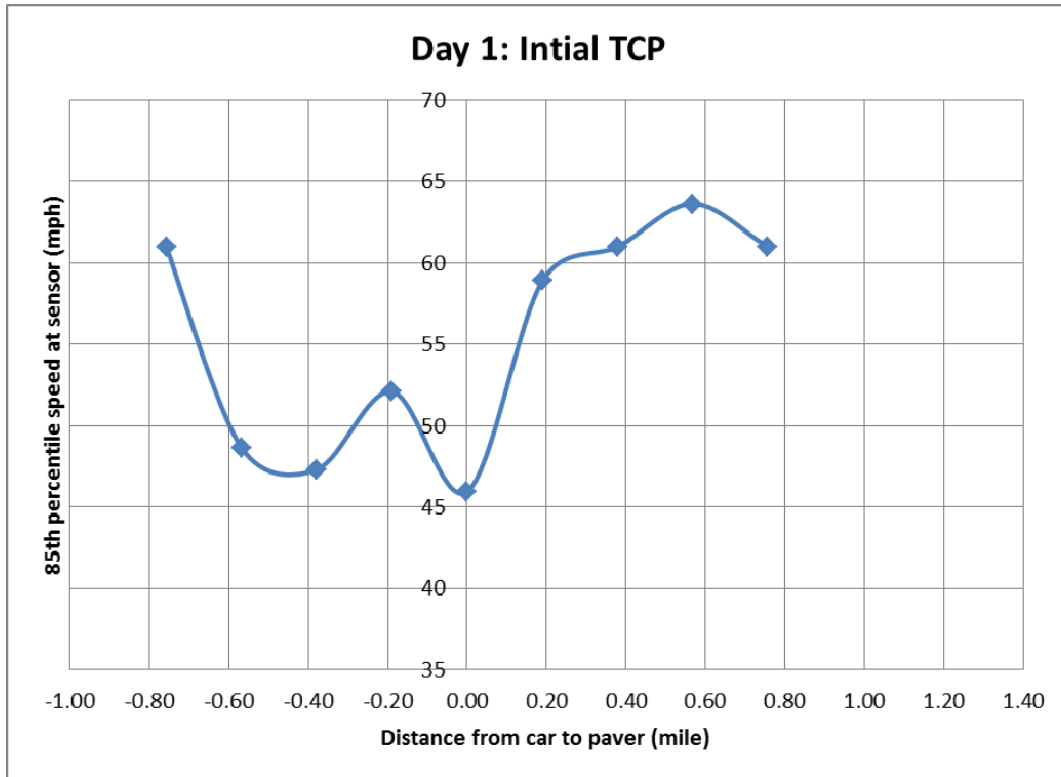


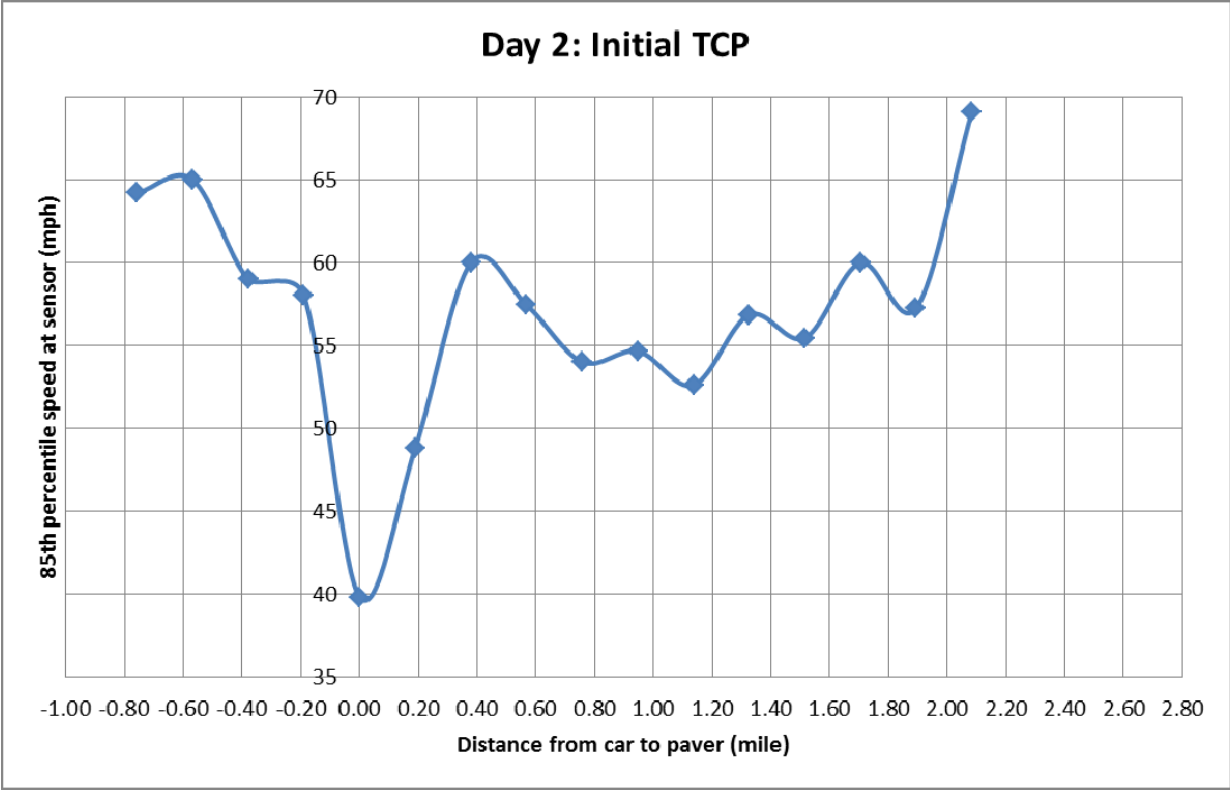
Day 10: PCMS and radar monitoring display, westbound



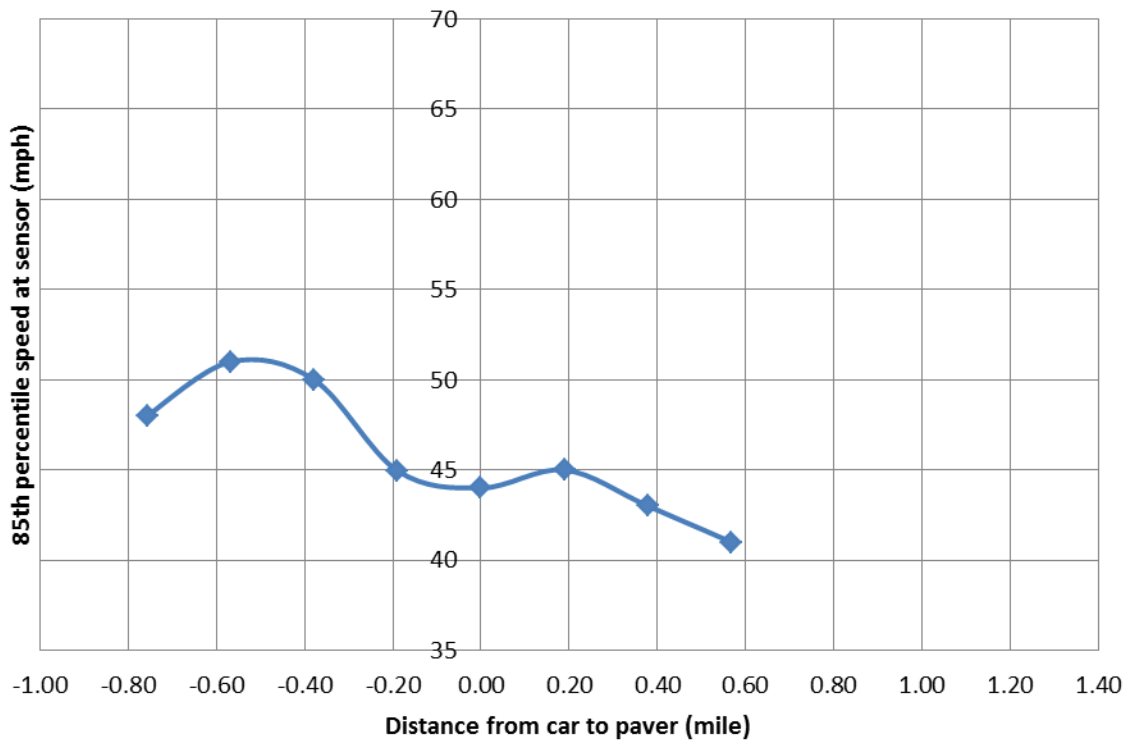
Appendix J - Speed VS Distance to Paver for Each Day for I-5 Projects

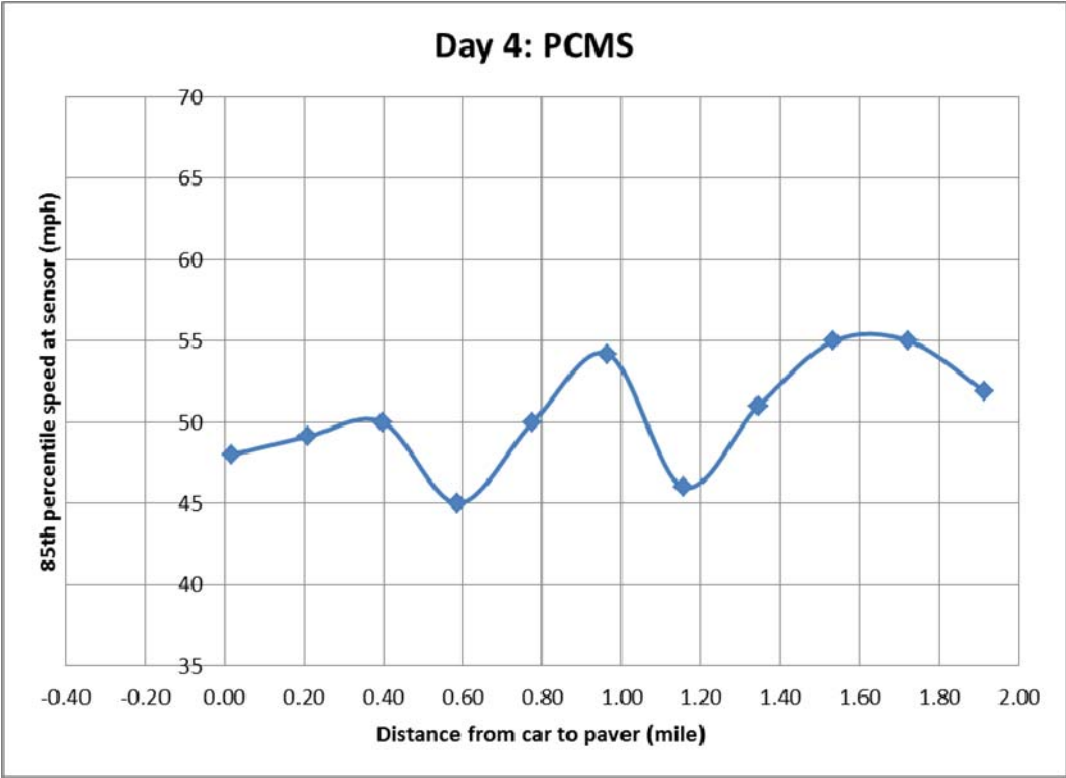
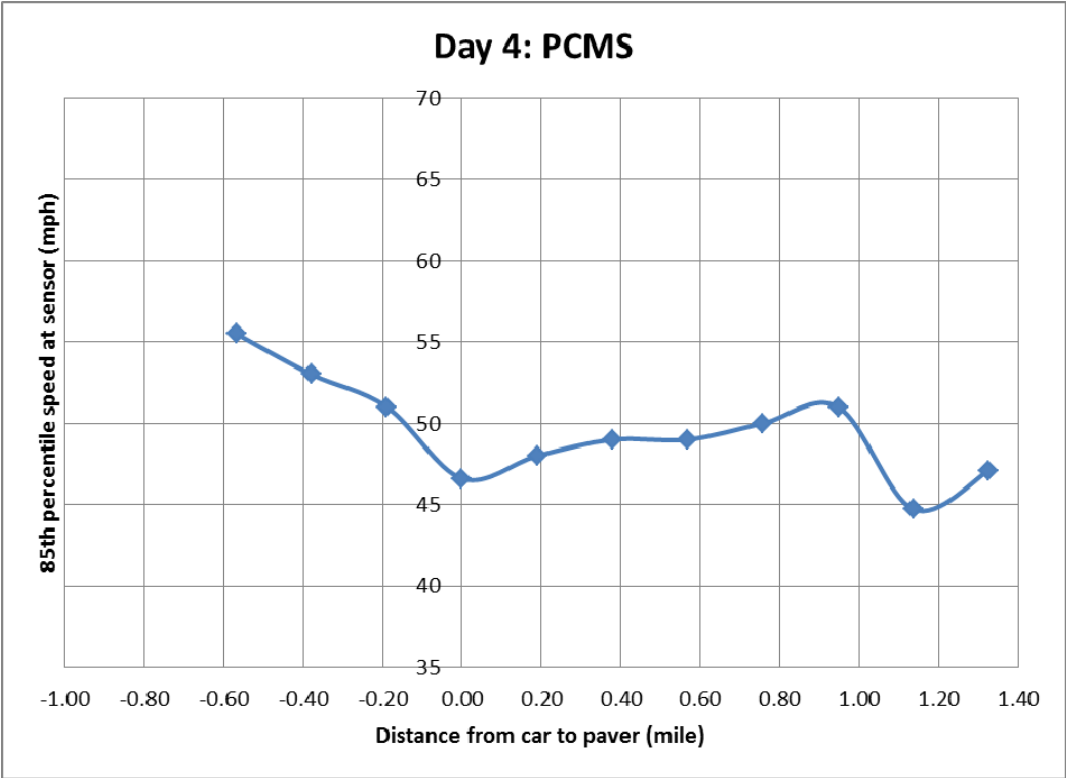
The first figure in each page is based on 1st WZ data, while the second is based on 2nd WZ data. However, for day 1, 2, and 3 only 1st WZ data are available. 2nd WZ data are missing due to damage to analyzers.



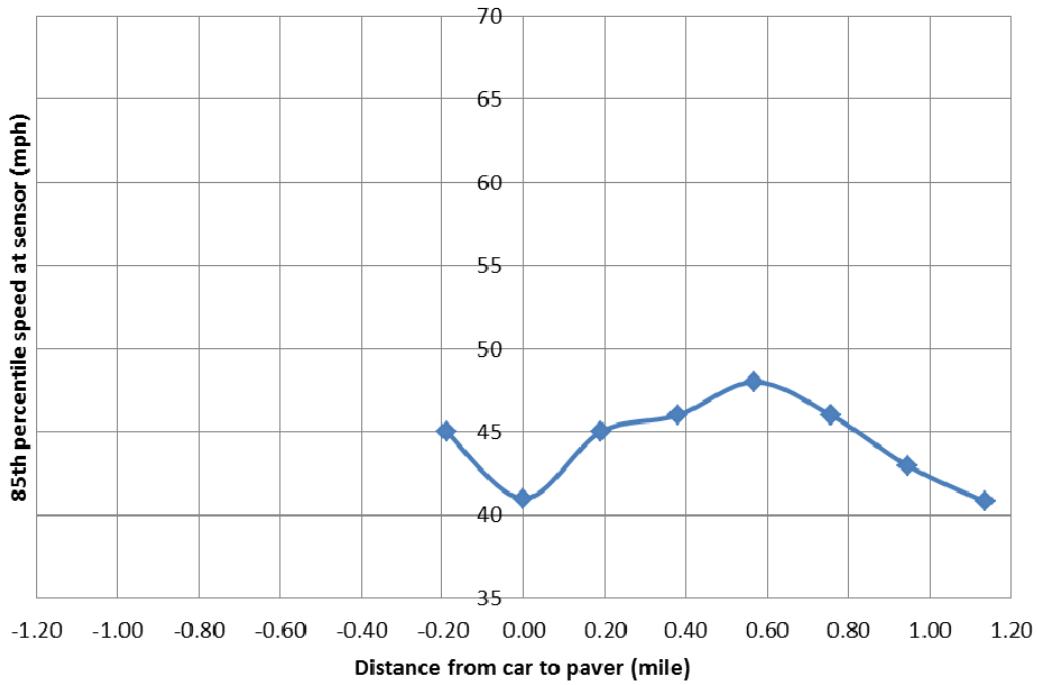


Day 3: 50 mph signs

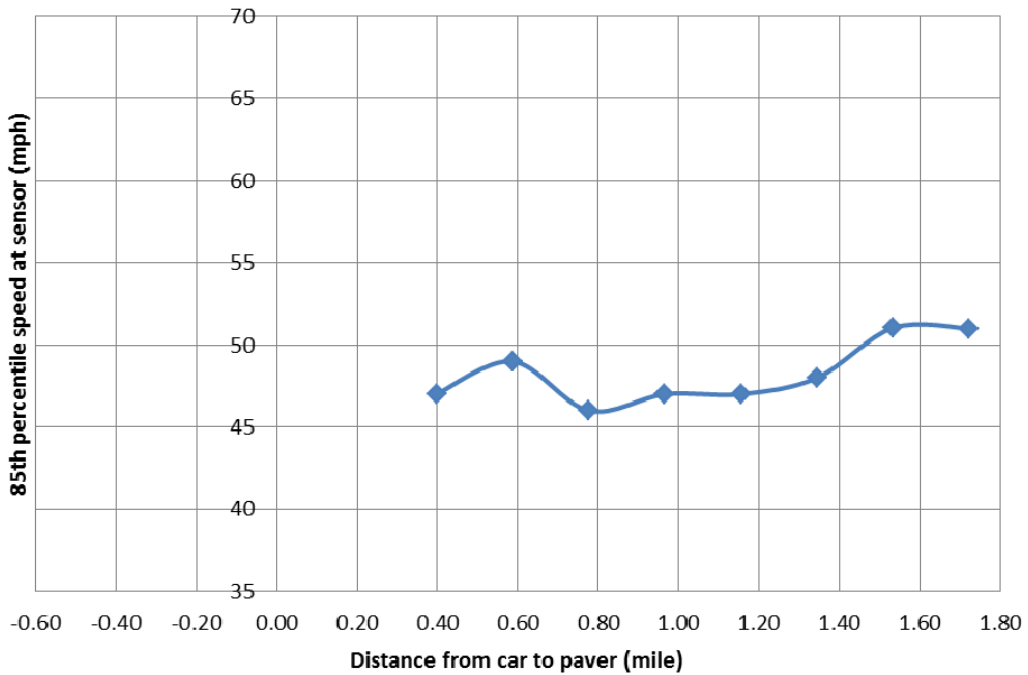




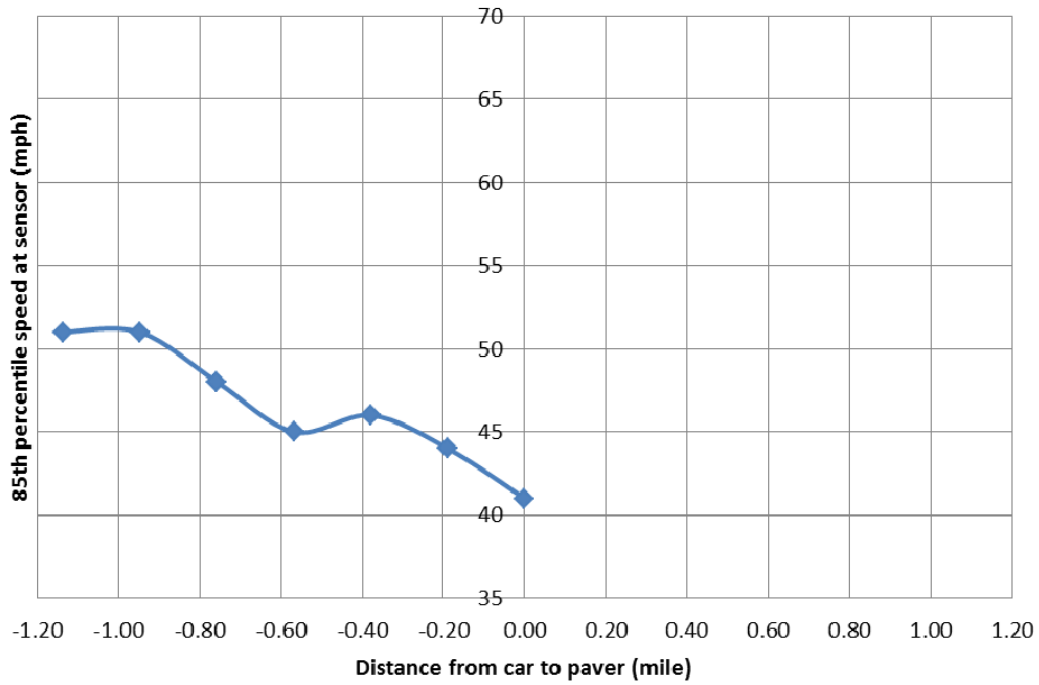
Day 5: PCMS and Speed monitoring display



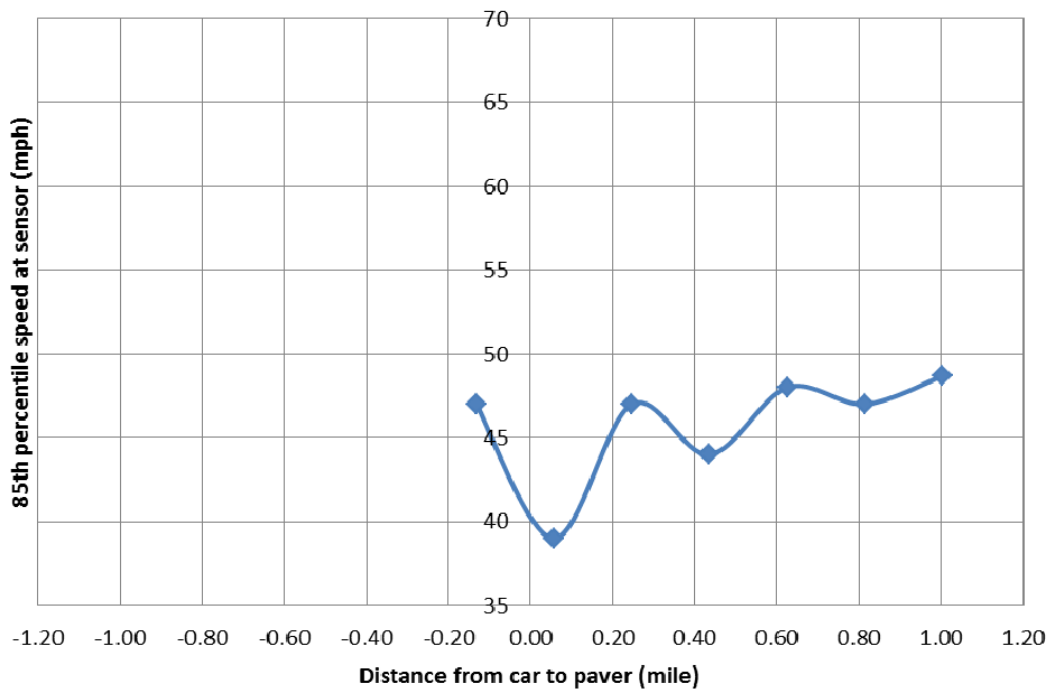
Day 5: PCMS and Speed monitoring display

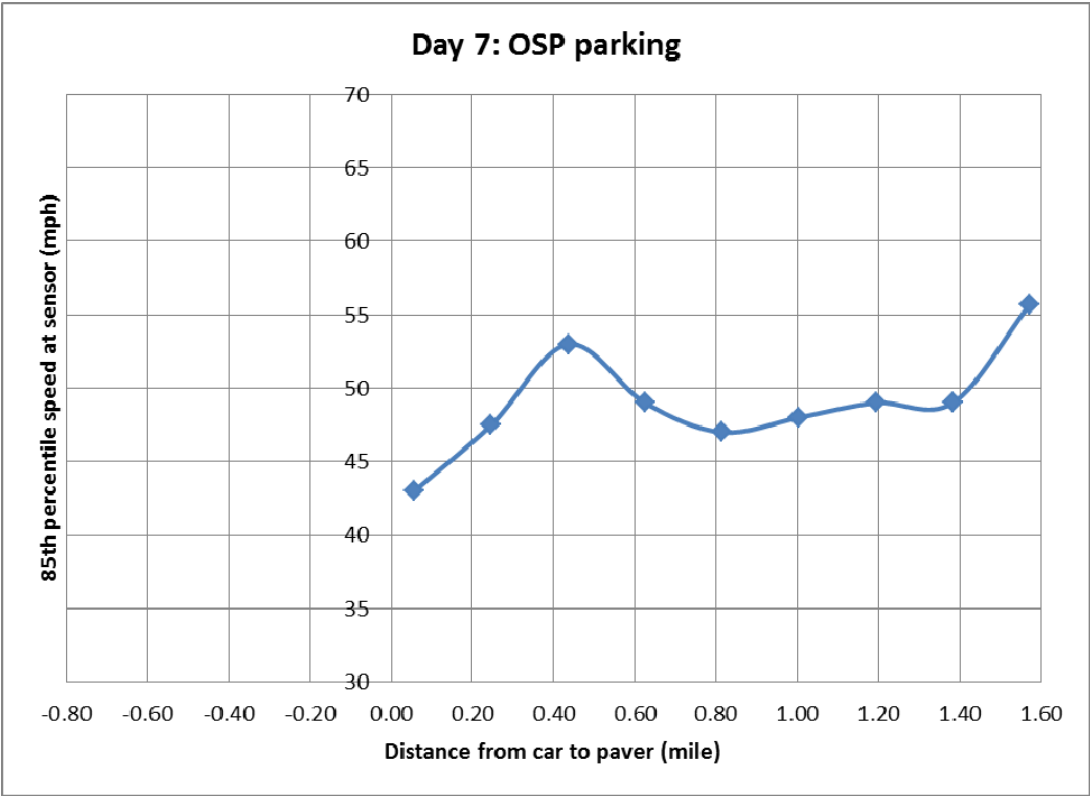
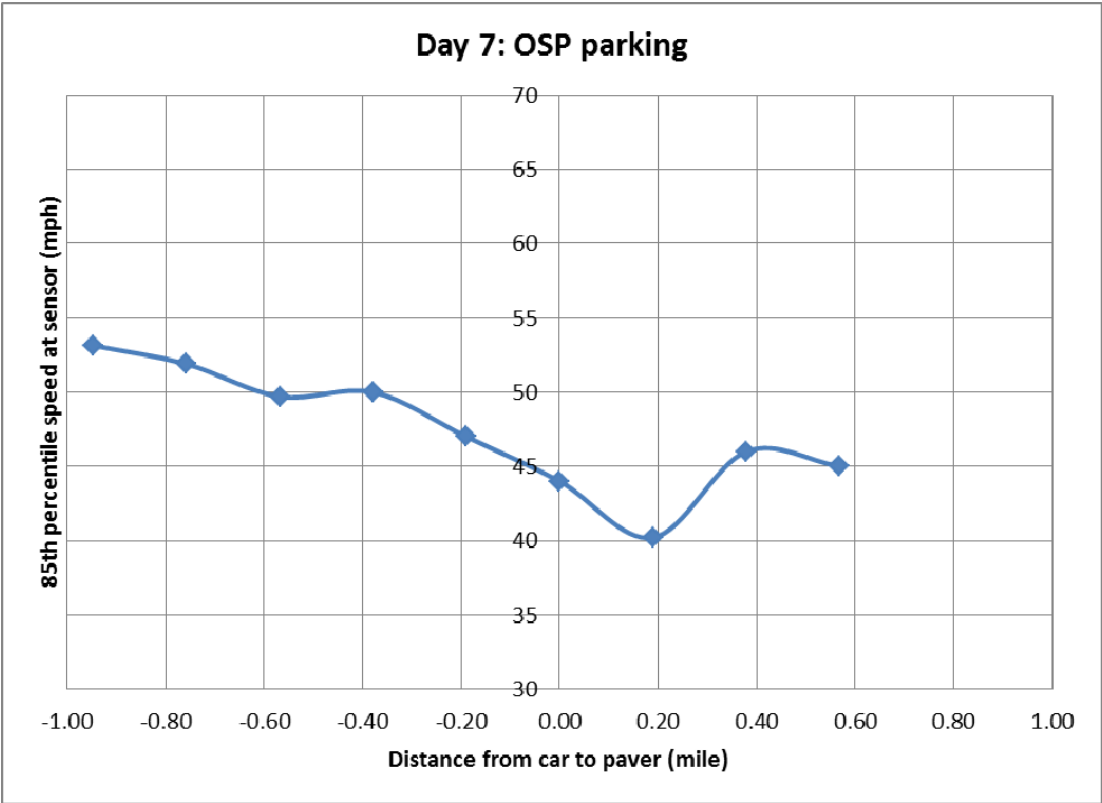


Day 6: PCMS and radar monitoring display



Day 6: PCMS and radar monitoring display





Appendix K – Statistical Analysis Output

K-1 Comparing reference speed for all days for both I-84 and I-5 study projects

Call:

```
lm(formula = Speed ~ Day2 + Day3 + Day4 + Day5 + Day6 + Day7 + Day8 + Day9 + Day10 + Day11 + Day12 + Day13 + Day14 + Day15 + Day16)
```

Residuals:

Min	1Q	Median	3Q	Max
-41.8820	-6.3613	-0.9373	5.9321	46.2066

Coefficients:

	Estimate	Std. Error	t value	Pr(> t)
(Intercept)	60.37785	0.57698	104.644	< 2e-16 ***
Day2	-3.57208	0.77534	-4.607	4.15e-06 ***
Day3	0.98344	0.81400	1.208	0.22703
Day4	-0.02368	0.82932	-0.029	0.97722
Day5	0.24473	0.81400	0.301	0.76369
Day6	-0.44056	0.81866	-0.538	0.59050
Day7	-2.47551	0.85565	-2.893	0.00383 **
Day8	1.30727	0.82858	1.578	0.11468
Day9	-3.49164	0.82785	-4.218	2.50e-05 ***
Day10	0.94169	0.70860	1.329	0.18391
Day11	17.50418	0.72000	24.312	< 2e-16 ***
Day12	4.07983	0.70221	5.810	6.52e-09 ***
Day13	0.69009	0.74155	0.931	0.35209
Day14	3.41558	0.68755	4.968	6.93e-07 ***
Day15	6.85682	0.68497	10.010	< 2e-16 ***
Day16	4.24836	0.70589	6.018	1.85e-09 ***

Signif. codes: 0 '***' 0.001 '**' 0.01 '*' 0.05 '.' 0.1 ' ' 1

Residual standard error: 10.11 on 7081 degrees of freedom
Multiple R-squared: 0.2025, Adjusted R-squared: 0.2008
F-statistic: 119.9 on 15 and 7081 DF, p-value: < 2.2e-16

K-2 Comparing end of taper speed for I-84 Project

Call:

lm(formula = Speed ~ Volume + ADP + sizeB + sizeC + sizeD + Day2 + Day3 + Day4 + Day5 + Day7 + Day8 + Day9)

Residuals:

Min	1Q	Median	3Q	Max
-37.4521	-4.6686	-0.1305	4.4475	34.1816

Coefficients:

	Estimate	Std. Error	t value	Pr(> t)
(Intercept)	55.23498	1.96750	28.074	< 2e-16 ***
Volume	0.02816	0.01661	1.695	0.0902 .
ADP	0.38128	0.57449	0.664	0.5070
sizeB	-4.01746	0.45244	-8.879	< 2e-16 ***
sizeC	-6.75693	0.46816	-14.433	< 2e-16 ***
sizeD	-3.35591	0.53125	-6.317	3.17e-10 ***
Day2	6.00156	1.12464	5.336	1.04e-07 ***
Day3	2.45475	0.72331	3.394	0.0007 ***
Day4	-5.82471	0.71750	-8.118	7.51e-16 ***
Day5	-4.47330	0.74768	-5.983	2.52e-09 ***
Day7	-1.45106	0.77974	-1.861	0.0629 .
Day8	-1.93035	0.90762	-2.127	0.0335 *
Day9	-1.12676	0.81215	-1.387	0.1655

Signif. codes: 0 '***' 0.001 '**' 0.01 '*' 0.05 '.' 0.1 ' ' 1

Residual standard error: 8.507 on 2384 degrees of freedom

Multiple R-squared: 0.2479, Adjusted R-squared: 0.2441

F-statistic: 65.48 on 12 and 2384 DF, p-value: < 2.2e-16

K-3 Comparing WZ speed for I-84 Project

Call:

lm(formula = Speed ~ Volume + ADP + sizeB + sizeC + sizeD + Day2 + Day3 + Day4 + Day5 + Day6 + Day7 + Day8 + Day9)

Residuals:

Min	1Q	Median	3Q	Max
-44.3012	-5.3459	0.6051	5.8574	35.7142

Coefficients:

	Estimate	Std. Error	t value	Pr(> t)
(Intercept)	41.40718	1.01877	40.644	< 2e-16 ***
Volume	0.02770	0.01123	2.465	0.0137 *
ADP	9.88859	0.27302	36.219	< 2e-16 ***
sizeB	-0.59480	0.34474	-1.725	0.0845 .
sizeC	-3.75082	0.36816	-10.188	< 2e-16 ***
sizeD	-0.94592	0.37983	-2.490	0.0128 *
Day2	-3.22514	0.68272	-4.724	2.37e-06 ***
Day3	-0.10634	0.54884	-0.194	0.8464
Day4	-6.63958	0.55209	-12.026	< 2e-16 ***
Day5	-7.97964	0.54725	-14.581	< 2e-16 ***
Day6	-4.72523	0.53622	-8.812	< 2e-16 ***
Day7	-5.79910	0.58885	-9.848	< 2e-16 ***
Day8	-6.04487	0.54906	-11.010	< 2e-16 ***
Day9	-7.58330	0.57192	-13.259	< 2e-16 ***

Signif. codes: 0 '***' 0.001 '**' 0.01 '*' 0.05 '.' 0.1 ' ' 1

Residual standard error: 9.563 on 5264 degrees of freedom

Multiple R-squared: 0.2554, Adjusted R-squared: 0.2536

F-statistic: 138.9 on 13 and 5264 DF, p-value: < 2.2e-16

K-4 Comparing end of taper speed for I-5 Project

Call:

lm(formula = Speed ~ Volume + ADP + sizeB + sizeC + sizeD + Day12 + Day13 + Day14 + Day15 + Day16)

Residuals:

Min	1Q	Median	3Q	Max
-32.7012	-5.3244	-0.4588	4.5771	35.3545

Coefficients:

	Estimate	Std. Error	t value	Pr(> t)	
(Intercept)	61.040284	0.942900	64.737	< 2e-16	***
Volume	-0.010578	0.004016	-2.634	0.00847	**
ADP	0.183268	0.133081	1.377	0.16855	
sizeB	-4.916963	0.327576	-15.010	< 2e-16	***
sizeC	-6.848647	0.388346	-17.635	< 2e-16	***
sizeD	-4.258703	0.569821	-7.474	9.51e-14	***
Day12	-3.812273	0.466443	-8.173	3.99e-16	***
Day13	-8.578834	0.496418	-17.281	< 2e-16	***
Day14	-6.217276	0.512038	-12.142	< 2e-16	***
Day15	-0.870910	0.541432	-1.609	0.10780	
Day16	-4.168318	0.484377	-8.606	< 2e-16	***

Signif. codes: 0 '***' 0.001 '**' 0.01 '*' 0.05 '.' 0.1 ' ' 1

Residual standard error: 8.307 on 4026 degrees of freedom

Multiple R-squared: 0.19, Adjusted R-squared: 0.188

F-statistic: 94.47 on 10 and 4026 DF, p-value: < 2.2e-16

K-5 Comparing WZ speed for I-5 Project

Call:

lm(formula = Speed ~ Volume + ADP + sizeB + sizeC + sizeD + Day12 + Day13 + Day14 + Day15 + Day16)

Residuals:

Min	1Q	Median	3Q	Max
-36.354	-5.116	0.321	5.329	41.242

Coefficients:

	Estimate	Std. Error	t value	Pr(> t)	
(Intercept)	48.439554	0.618215	78.354	< 2e-16	***
Volume	-0.007778	0.003008	-2.586	0.009742	**
ADP	0.907198	0.060955	14.883	< 2e-16	***
sizeB	-0.927169	0.276745	-3.350	0.000811	***
sizeC	-5.177297	0.313015	-16.540	< 2e-16	***
sizeD	-1.356292	0.435668	-3.113	0.001858	**
Day12	-1.620206	0.481035	-3.368	0.000761	***
Day13	-5.222823	0.420356	-12.425	< 2e-16	***
Day14	-8.039413	0.440622	-18.246	< 2e-16	***
Day15	-6.383924	0.457815	-13.944	< 2e-16	***
Day16	-6.300077	0.417376	-15.094	< 2e-16	***

Signif. codes: 0 '***' 0.001 '**' 0.01 '*' 0.05 '.' 0.1 ' ' 1

Residual standard error: 9.083 on 7331 degrees of freedom

Multiple R-squared: 0.1145, Adjusted R-squared: 0.1133

F-statistic: 94.77 on 10 and 7331 DF, p-value: < 2.2e-16

K-6 Model using 8pm – 12am speed data for I-84 project

Call:
lm(formula = End of Taper Speed ~ Volume + ADP + sizeB + sizeC + sizeD + Day2 + Day3 + Day4 + Day5 + Day7 + Day8 + Day9)

Residuals:

Min	1Q	Median	3Q	Max
-38.53246	-5.13820	-0.03802	5.35704	37.32531

Coefficients:

	Estimate	Std. Error	t value	Pr(> t)
(Intercept)	58.071610	0.638042	91.015	< 2e-16 ***
Volume	-0.001460	0.002232	-0.654	0.513
ADP	0.093475	0.091643	1.020	0.308
sizeB	-2.916671	0.332289	-8.778	< 2e-16 ***
sizeC	-7.314225	0.421824	-17.340	< 2e-16 ***
sizeD	-4.310163	0.506760	-8.505	< 2e-16 ***
Day2	10.011179	0.518255	19.317	< 2e-16 ***
Day3	-3.682735	0.594700	-6.193	6.36e-10 ***
Day4	-9.812075	0.611367	-16.049	< 2e-16 ***
Day5	-10.979041	0.578344	-18.984	< 2e-16 ***
Day7	2.582799	0.563486	4.584	4.67e-06 ***
Day8	-0.535369	0.576675	-0.928	0.353
Day9	-2.330683	0.567506	-4.107	4.07e-05 ***

Signif. codes: 0 '***' 0.001 '**' 0.01 '*' 0.05 '.' 0.1 ' ' 1

Residual standard error: 9.463 on 5327 degrees of freedom
Multiple R-squared: 0.3767, Adjusted R-squared: 0.3753
F-statistic: 268.3 on 12 and 5327 DF, p-value: < 2.2e-16

Call:
lm(formula = WZ Speed ~ Volume + ADP + sizeB + sizeC + sizeD + Day2 + Day3 + Day4 + Day5 + Day6 + Day7 + Day8 + Day9)

Residuals:

Min	1Q	Median	3Q	Max
-37.6197	-5.9181	0.3293	6.0881	42.8022

Coefficients:

	Estimate	Std. Error	t value	Pr(> t)
--	----------	------------	---------	----------

(Intercept)	36.540598	0.516304	70.773	< 2e-16	***
Volume	0.020342	0.002051	9.917	< 2e-16	***
ADP	0.936815	0.076331	12.273	< 2e-16	***
sizeB	-0.369724	0.255578	-1.447	0.148	
sizeC	-5.915960	0.324093	-18.254	< 2e-16	***
sizeD	-2.465769	0.341252	-7.226	5.32e-13	***
Day2	4.964925	0.417784	11.884	< 2e-16	***
Day3	5.163892	0.433802	11.904	< 2e-16	***
Day4	4.390360	0.468078	9.380	< 2e-16	***
Day5	0.279159	0.424961	0.657	0.511	
Day6	3.495608	0.400153	8.736	< 2e-16	***
Day7	4.726454	0.393442	12.013	< 2e-16	***
Day8	3.134780	0.420152	7.461	9.24e-14	***
Day9	2.941749	0.409268	7.188	7.02e-13	***

Signif. codes: 0 '***' 0.001 '**' 0.01 '*' 0.05 '.' 0.1 ' ' 1

Residual standard error: 9.768 on 10751 degrees of freedom

Multiple R-squared: 0.1712, Adjusted R-squared: 0.1702

F-statistic: 170.8 on 13 and 10751 DF, p-value: < 2.2e-16

K-7 Model using 12am-1am speed data for I-5 project

Call:

lm(formula = End of Taper Speed ~ Day12 + Day13 + Day14 + Day15 + Day16)

Residuals:

Min	1Q	Median	3Q	Max
-32.598	-5.953	-0.767	5.402	32.861

Coefficients:

	Estimate	Std. Error	t value	Pr(> t)
(Intercept)	55.5979	0.6280	88.538	< 2e-16 ***
Day12	-1.1747	0.8661	-1.356	0.1752
Day13	-8.4586	0.8803	-9.609	< 2e-16 ***
Day14	-5.2957	0.8569	-6.180	8.53e-10 ***
Day15	1.8007	0.8135	2.213	0.0270 *
Day16	-4.8309	0.8750	-5.521	4.06e-08 ***

Signif. codes: 0 '***' 0.001 '**' 0.01 '*' 0.05 '.' 0.1 ' ' 1

Residual standard error: 8.746 on 1321 degrees of freedom

Multiple R-squared: 0.1427, Adjusted R-squared: 0.1395

F-statistic: 43.98 on 5 and 1321 DF, p-value: < 2.2e-16

Call:

lm(formula = WZ Speed ~ Day12 + Day13 + Day14 + Day15 + Day16)

Residuals:

Min	1Q	Median	3Q	Max
-31.2805	-5.1551	0.2642	5.3318	36.7195

Coefficients:

	Estimate	Std. Error	t value	Pr(> t)
(Intercept)	48.2805	0.5666	85.21	< 2e-16 ***
Day12	-5.6123	0.8217	-6.83	1.07e-11 ***
Day13	-8.5447	0.7025	-12.16	< 2e-16 ***
Day14	-7.1254	0.7098	-10.04	< 2e-16 ***
Day15	-9.4455	0.6748	-14.00	< 2e-16 ***
Day16	-8.5742	0.6968	-12.30	< 2e-16 ***

Signif. codes: 0 '***' 0.001 '**' 0.01 '*' 0.05 '.' 0.1 ' ' 1

Residual standard error: 8.887 on 2421 degrees of freedom

Multiple R-squared: 0.08577, Adjusted R-squared: 0.08388

F-statistic: 45.42 on 5 and 2421 DF, p-value: $< 2.2e-16$