



**Federal Aviation
Administration**

DOT/FAA/AM-11/13
Office of Aerospace Medicine
Washington, DC 20591

Drugs and Alcohol in Civil Aviation Accident Pilot Fatalities From 2004-2008

Dennis V. Canfield
Kurt M. Dubowski
Arvind K. Chaturvedi
James E. Whinnery

Civil Aerospace Medical Institute
Federal Aviation Administration
Oklahoma City, OK 73125

September 2011

Final Report

OK-11-0024-JAH

NOTICE

This document is disseminated under the sponsorship of the U.S. Department of Transportation in the interest of information exchange. The United States Government assumes no liability for the contents thereof.

This publication and all Office of Aerospace Medicine technical reports are available in full-text from the Civil Aerospace Medical Institute's publications Web site:
www.faa.gov/library/reports/medical/oamtechreports

Technical Report Documentation Page

1. Report No. DOT/FAA/AM-11/13	2. Government Accession No.	3. Recipient's Catalog No.	
4. Title and Subtitle Drugs and Alcohol in Civil Aviation Accident Pilot Fatalities From 2004-2008		5. Report Date September 2011	
		6. Performing Organization Code	
7. Author(s) Canfield DV, Dubowski KM, Chaturvedi AK, Whinnery JE		8. Performing Organization Report No.	
9. Performing Organization Name and Address FAA Civil Aerospace Medical Institute P.O. Box 25082 Oklahoma City, OK 73125		10. Work Unit No. (TRAIS)	
		11. Contract or Grant No.	
12. Sponsoring Agency name and Address Office of Aerospace Medicine Federal Aviation Administration 800 Independence Ave., S.W. Washington, DC 20591		13. Type of Report and Period Covered	
		14. Sponsoring Agency Code	
15. Supplemental Notes Work was accomplished under approved task AM-B-10-TOX-206			
16. Abstract <p>The FAA Office of Aerospace Medicine sets medical standards needed to protect the public and pilots from death or injury due to incapacitation of the pilot. As a part of this process, toxicology testing is performed by the FAA on almost every pilot who is fatally injured in an aviation accident to determine the medical condition of the pilot, medications used by the pilot at the time of the accident, and the extent of impairment, if any. The data were extracted from the FAA toxicology database for all fatal pilots who died from 2004 and 2008 in aviation accidents. The laboratory received and tested specimens from 1353 pilots who died in aviation accidents between 2004 and 2008. Findings were classified into three separate categories: Controlled Dangerous Substance, Prescription, and Over-the-Counter drugs. This study was conducted to determine the extent of drug use in pilots who have died in an aviation accidents from 2004 to 2008 and to determine the types of drugs most commonly found. A comparison of previously published reports with this study's report was made to determine trends in drug use by pilots who have died in aviation accidents over the past 20 years. Factors were examined that could influence drug trends noted over the years.</p> <p>Diphenhydramine, an H₁ antihistamine with impairing properties, is the most common drug found in pilots who have died in aviation accidents. The FAA has taken steps to warn pilots of the dangers in using this medication that is dispensed as both a prescription and an over-the-counter medication. Because significant aviation performance impairment can be associated with diphenhydramine, the Office of Aerospace Medicine will continue to take steps to help pilots decide when it is safe to resume flying duties after taking such an impairing medication.</p>			
17. Key Words Medications, Drugs, Aviation, Safety, Fatal, Pilots		18. Distribution Statement Document is available to the public through the Defense Technical Information Center, Ft. Belvoir, VA 22060; and the National Technical Information Service, Springfield, VA 22161	
19. Security Classif. (of this report) Unclassified	20. Security Classif. (of this page) Unclassified	21. No. of Pages 17	22. Price

CONTENTS

INTRODUCTION	1
MATERIALS AND METHODS	2
Postmortem Biological Specimens	2
Analytical Toxicology	2
Database	2
Drug Classification (or Grouping) and Pilot Fatality Numbers.....	3
RESULTS	3
Categorization of Pilots	3
Fatal Pilots Positive for Drugs/Medications	4
Fatal Pilots Positive for CDS I and II Drugs.....	4
Positive Fatal Pilots Taking CDS Class III - V Drugs	4
Positive Fatal Pilots Taking Prescription (Rx) Medications	5
Positive Fatal Pilots Taking Over-the-Counter (OTC) Medications	5
Fatal Pilots With Positive Alcohol (Ethanol) at or Above 0.04%.....	6
DISCUSSION.....	6
CONCLUSIONS	12
REFERENCES.....	13

DRUGS AND ALCOHOL FOUND IN CIVIL AVIATION ACCIDENT PILOT FATALITIES FROM 2004-2008

INTRODUCTION

The Federal Aviation Administration (FAA) Office of Aerospace Medicine provides pilot medical standards to protect the public's interests and prevent death and injury of pilots, crew, and passengers. Pilots are required by FAA regulations to report all medications used and medical conditions to the FAA Office of Aerospace Medicine for review and consideration as to the overall suitability of the pilot for flight activities. In the event of an aircraft accident, an integral part of the FAA's comprehensive safety mission includes conducting a forensic toxicology analysis of every pilot fatality. Following a fatal aviation accident, specimens from deceased pilots are collected by local pathologists and sent to the Civil Aerospace Medical Institute's (CAMI's) Bioaeronautical Sciences Research Laboratory for toxicological analysis. The analysis determines the drugs present in postmortem tissues and fluids of fatally injured pilots that may have been the cause or a factor in the aircraft mishap.

The toxicological results are utilized for individual aircraft accident investigation to determine the cause(s) of a particular accident and to gather data for research purposes. The toxicological results for each accident also provides essential information for medical certification specialists in terms of ensuring that the pilot was in compliance with and had been appropriately medically certified to fly. In addition to the importance for individual aircraft accident analysis, the toxicological results are continuously reviewed to understand trends associated with medications or drug use that might become evident such that proactive and preventive measures can be initiated to ensure continuous aviation safety improvement.

Trend analysis may provide evidence to support proactive changes in airman medical certification activities, as well as proactive pilot education programs that alert pilots of the increasing risks associated with medications. All of these activities are integrated as a part of the continuous FAA aviation safety management program. We have previously instituted a program that formally reviews the trends associated with drugs and alcohol found in toxicological analysis over 5-year time periods. It is important to realize that the trend analysis is complicated by an ever-changing process in drug availability, laboratory modifications, drug incident rates, and other

factors. With the above goals and limitations in mind, we present the results of the drug positive findings for three previous 5-year studies defining the drugs found in pilot fatalities by the forensic toxicology program at CAMI.

This 5-year study is a continuation of the previous three 5-year studies of drugs found in pilot fatalities (1-3). The 1999-2003 study, consisting of 1587 pilots, showed controlled dangerous substance (CDS) I-II drugs in 113 (7%) pilots, CDS III-V in 42 (3%) pilots, prescription medications were present in 315 (20%) pilots, nonprescription drugs in 259 (16%) pilots, and ethanol in 101 (6%) pilots (3). The 1994-1998 study, consisting of 1683 pilots, showed CDS I-II drugs in 89 (5%) pilots, CDS III-V in 49 (3%) pilots, prescription medications were present in 240 (14%) pilots, nonprescription drugs in 301 (18%) pilots, and ethanol in 124 (7%) pilots (2). The 1989-1993 study (1845 pilots) showed CDS I-II drugs in 74 (4%) pilots, CDS III-V in 28 (2%) pilots, prescription medications were present in 110 (6%) pilots, nonprescription drugs in 207 (11%) pilots, and ethanol in 146 (8%) pilots (1). These early studies and others (4-9) have been conducted on the prevalence of drugs found in pilots. However, they do not necessarily take into consideration all of the factors that might have influenced the number of drugs detected in those fatalities.

Many of the factors shown in Table 1 can and do affect drug trends reported in the literature. Therefore, changes in drug trends reported in other studies may not reflect an increase or decrease in accident risk or drug use. The changes found could be caused by the factors listed in Table 1. The prevalence of drugs in a population is influenced by laws, analytical methods, procedures, and population differences. In the present study these factors were evaluated because all analyses were performed and all data maintained in-house at CAMI. The drug use reported in other studies often came from a diverse group of laboratories as is the case for the Drug Abuse Warning Network (DAWN) information system(10). The data reported in the present study were reviewed to determine what, if any, affect these factors might have on the frequency rates of drugs or their presence reported in this study.

Table 1. Factors affecting the appearance and frequency of drug test findings.

I	Regulatory/Manufacturing	Description
	1	Date Food and Drug Administration (FDA) approved medication
	2	Date of withdrawal of FDA approval of medication
	3	Changes in prescription legal status
	4	Change of medication from brand name to generic medication
II	Laboratory Methodology	Description
	1	Changes in analytical methods and target analytes
	2	Changes in analytical reporting cutoff levels for specific drugs
	3	Changes in analytical instrumentation
III	Population Dynamics	Description
	1	Prescription frequency rates
	2	Gender distribution
	3	Age distribution
	4	Pilot population and certification status
IV	Administrative	Description
	1	Availability of medical history

MATERIALS AND METHODS

Postmortem Biological Specimens

By law, the autopsied biological samples (blood, urine, liver, kidney, vitreous fluid, and other body specimens) collected from pilot fatalities in civil aircraft accidents were submitted to CAMI for toxicological testing. Not all of the pilots involved in these accidents were necessarily certified by the FAA to fly an aircraft. The specimens submitted for analysis were coordinated through the FAA's Office of Accident Investigation and the National Transportation Safety Board (NTSB). The collected samples are submitted in custom-built FAA evidence containers (TOX-BOX) that provide all necessary instructions and materials for standardized toxicological collection and processing.

Analytical Toxicology

Postmortem specimens were collected from pilot fatalities during 2004–2008. The biological specimens received for testing are routinely analyzed for the presence of combustion gases (carbon monoxide and hydrogen cyanide); a wide range of illicit, prescription, and non-prescription drugs; plus alcohol/volatiles. Specimens are screened, confirmed, and quantitated for the analytes mentioned above. All specimens are analyzed according to established standard procedures approved for use by the CAMI Laboratory (11). The methods used included gas chromatography, liquid chromatography, ultraviolet/visible spectrophotometry, immunoassay, gas

chromatography/mass spectrometry (GC/MS), and liquid chromatography/mass spectrometry (LC/MS). Ethanol analysis is performed by headspace gas chromatography and radioactive energy attenuation methods. Analytical procedures used are dependent upon their sensitivity and specificity, the nature of analytes, and the availability of sample types and amounts. An analyte might not necessarily be detected or even analyzed in a particular case because the specimen is unsuitable for analysis.

Database

All toxicology results from civil aircraft accident fatalities are stored electronically in a database maintained at CAMI. This database was examined for the presence of controlled dangerous substances, prescription (Rx), nonprescription (OTC) drugs, and ethanol for this study. The database search also entailed the numbers of all aviation accidents and pilot fatalities, including the airman flying category and medical certificate class of those pilots and the flight categories of the associated accidents. Some individuals flying the plane who did not have a pilot and/or medical certificate were also part of the study. In the present study, fatalities consist of only pilots in command—copilots are not included. Caffeine and nicotine were not incorporated into the list of drugs found in the pilot fatalities. Ethanol is reported in only those cases wherein ethanol concentrations were $\geq 0.04\%$, as the FAA regulations forbid the operation of an aircraft by a pilot with a blood ethanol concentration $\geq 0.04\%$ (40 mg·dL⁻¹).

Drug Classification (or Grouping) and Pilot Fatality Numbers

Controlled dangerous substances were grouped according to the classification given by the U.S. Drug Enforcement Administration (DEA) for the pure compound. Drugs found in the fatalities were classified based upon their mere presence, even though some of the drugs could be classified differently based on the formulation. In fatalities wherein multiple drugs and ethanol were found, such fatalities were counted more than once—that is, for each drug under its respective category—and for ethanol.

RESULTS

Categorization of Pilots

As shown in Table 2, the FAA estimates of the total number of pilots (12) and the type of certificates held from 2004-2008 were utilized in defining the total average number of pilots and the number of pilots in various categories.

The laboratory received and tested specimens from 1353 pilots who had died in aviation accidents between 2004 and 2008 (Table 3). Most were males (97%), with only 38 female pilots (3%). The median age bracket of

Table 2. Average number of pilots and certificates issued over the 5-year period (2004-2008) compared with fatal pilots (pilot fatalities).

Category	Average # Pilots	%	Age	Average # Women	%	Fatal Pilots	%	Fatal Pilot Age	Fatal Woman	%
Student	85,063	15	34	9,580	11.3	51	4	46	3	6
Recreational (only)	260	0	51	19	7.3	0	0	NA	0	0
Sport (only)	1,432	0	53	44	3.1	6	0	66	0	0
Private	223,508	39	47	14,475	6.5	641	49	55	18	3
Commercial	120,138	21	46	7,431	6.2	397	30	50	11	3
Airline Transport	143,376	25	46	5,199	3.6	208	16	54	6	3
Total	573,776	100	45	36,747	6.4	1303*	100	53	38	3

*50 fatal individuals were not designated in any category listed in this table.

Table 3. All pilots tested in this study.

Group	Totals Fatal Pilots Tested				Gender
	Class	Level	Part	1353	
0-20 15	1 181	A 208	121 5	M 1315	
21-30 105	2 427	C 397	135 63	F 38	
31-40 142	3 672	P 641	91 1203	Unk 0	
41-50 292	Other 73	S 51	137 38		
51-60 382		T 6	Public Use 16		
61-70 273		Y 10	133 6		
>70 141		Unk 40	Unk 22		
Unk 3					
1353	1353	1353	1353	1353	

the pilots was 51-60 years old. The majority (44%) of the pilots held a third-class medical certificate, and most (48%) were designated as private pilots. Only five pilots were flying Title 14 of the Code of Federal Regulations (CFR) Part 121 (air transport) at the time of the accident. The vast majority of the fatal pilots, 1203 (89%), were flying CFR Part 91 (general aviation). A total of 63 pilots (5%) were flying CFR Part 135 (commuter flights).

Fatal Pilots Positive for Drugs/ Medications

Drugs/medications were found in 570 pilots from 1353 (42%) total fatal pilots tested (Table 4). Of the 570 pilots with positive drug/medication findings, 550 were males (96%) and 20 females (4%). Two Part 121 pilots were found to be taking medications; one had diphenhydramine (Benadryl®) in his system, and another was found to have acetaminophen (Tylenol®) in his system. Most of the pilots with positive drug results, 511 (90%), were flying under CFR Part 91.

Table 4. Total fatal pilots using drugs.

Pilots Using Drugs			
Age	Class	Level	Part
0-20	1	A	121
1	58	84	2
21-30	2	C	135
32	159	151	18
31-40	3	P	91
43	306	284	511
41-50	4	S	137
99	4	20	20
51-60	9	T	Public Use
163	7	4	6
61-70	Unk	Y	133
144	36	5	2
>70		Unk	Unk
86		22	11
Unk			
2			
570	570	570	570

Fatal Pilots Positive for CDS I and II Drugs

As noted in Table 5, a total of 79 (6%) of 1353 pilots were found to have CDS (CI-CII) drugs in their system. Most, 70 (89%), of the CI-CII drug positive pilots were flying CFR Part 91. No CFR Part 121 pilots were found to have CI-CII drugs in their system. We did find three pilots flying commuter flights who had CI-CII drugs in their system. Four agricultural pilots (5%) were found to be taking CI-CII drugs. Of 208 fatal pilots tested with

an air transport pilot rating, only 8 (4%) were found to be taking CDS I-II drugs. None of these pilots was flying CFR Part 121 at the time of the crash. Of these eight pilots, six were taking Department of Transportation (DOT) illegal drugs. Only three of the six airline transport rated pilots were flying Part 135; cocaine (a DOT illegal Drug) was found in two (<1%) of the pilots, and one was positive for meperidine (Demerol®). There were 397 pilots holding a commercial pilot rating, and 24 of these fatal pilots (6%) tested positive for CDS I-II drugs. Forty private pilots (6%) were positive for CDS I-II drugs of 641 private pilots tested. No pilot rating was available for four (10%) of the CI-CII drug-positive cases of a total of 40 fatal undesignated pilots.

Ten (6%) of 181 pilots with a first-class medical certificate were positive for CDS I-II drugs; not all of these pilots were rated as air transport pilots. There were 427 pilots tested with second-class medical certificate, and 21(6%) of these pilots were found to be positive for CDS I-II drugs. This study found 42 (6%) pilots with a third-class medical positive for CDS I-II drugs of 672 tested pilots.

Positive Fatal Pilots Taking CDS Class III - V Drugs

As given in Table 5, 48 (4%) of 1353 pilots were found to be taking CDS (CIII-CV). Most, 45 (94%), of the CIII-CV drug positive pilots were flying CFR Part 91. No pilot flying CFR Part 121 or Part 135 was found to be taking CIII-CV drugs. There was one (2%) agricultural pilot flying CFR Part 137 found to be taking CIII-CV drugs. No information was available regarding the type of flying in two (4%) positive cases for CIII-CV drugs.

Of 208 fatal pilots tested with an air transport pilot rating, only six pilots (3%) were found to be taking CDS III-V drugs. None of these pilots was flying CFR Part 121 at the time of the crash. Of 397 pilots holding a commercial pilot rating, there were 17 fatal pilots (4%) using CDS III-V drugs. Twenty-one general aviation pilots (3%) were positive for CDS III-V of 641 private pilots tested.

There were four (2%) of 181 pilots with a first-class medical certificate taking CDS III-V; not all of them were rated as air transport pilots. There were 427 pilots with second-class medical certificates, and 13 (3%) of these pilots were found to be taking CDS III-V drugs. This study found 28 (4%) pilots with a third-class medical taking CDS III-V drugs of 672 third-class medical certificate pilots.

Table 5. Positive fatal pilots by drug class.

Type	Drug Class				
	CI-CII	CIII-CV	RX	OTC	Ethanol
Part 121 (5)	0	0	1	1	0
Part 133 (6)	0	0	1	1	1
Part 135 (63)	3	0	11	9	1
Part 137 (38)	4	1	15	5	1
Part 91 (1203)	70	45	349	156	86
Part Unk ^τ (22)	2	2	9	2	1
Public Use (16)	0	0	4	1	2
Totals (1353)	79	48	390	175	92
Airline Transport (208)	8	6	60	23	13
Commercial (397)	24	17	98	50	22
Private (641)	40	21	196	84	50
Student (51)	3	3	11	9	3
No Designation (40)	4	1	17	8	3
Sport (6)	0	0	3	1	0
Foreign (10)	0	0	5	0	1
Totals (1353)	79	48	390	175	92
Med Class 1 (181)	10	4	34	21	12
Med Class 2 (427)	21	13	108	42	26
Med Class 3 (672)	42	28	212	95	50
Med Class Other (73)	6	3	36	17	4
Totals (1353)	79	48	390	175	92

τ - Unknown

Positive Fatal Pilots Taking Prescription (Rx) Medications

As shown in Table 5, a total of 390 (29%) of 1353 pilots were found to be taking prescription (Rx) medications. Most, 349 (89%), of the Rx drug-positive pilots were flying CFR Part 91. Only one airline transport pilot flying CFR Part 121 was found to be taking an Rx medication. There were 11 (3%) of the pilots flying CFR Part 135 taking Rx medications. Fifteen (4%) agricultural pilots were found to be taking Rx medications. No information was available regarding the type of flying in nine (2%) positive cases for Rx medications.

Of 208 fatal pilots tested with an air transport pilot rating, 60 (30%) were found to be taking Rx medications. Only one of these pilots was flying Part 121 at the time of the crash. Of 397 pilots with a commercial pilot rating, there were 98 fatal pilots (25%) positive for Rx medications. There were 196 pilots (30%) with a private pilot rating found to be using Rx medications of 641 private pilots tested.

There were 34 (19%) of 181 pilots with a first-class medical certificate taking Rx medications; not all of them were rated as airline transport pilots. There were 427 pilots with second-class medical certificate, and 108 (26%) of

these pilots were found to be taking Rx medications. This study found 212 (32%) pilots with a third-class medical taking Rx medications of 672 third-class medical pilots.

Positive Fatal Pilots Taking Over-the-Counter (OTC) Medications

As Table 3 indicates, 175 (13%) of 1353 pilots were found to be taking OTC medications. Most, 156 (12%), of the OTC medications-positive pilots were flying CFR Part 91 (general aviation). Only one pilot flying CFR Part 121 was found to be taking OTC medications. There were nine (1%) pilots flying CFR Part 135 taking OTC medications. Five (<1%) agricultural pilots were found to be taking OTC medications. No information was available regarding the type of flying in two (<1%) cases positive for OTC medications.

Of 208 fatal pilots tested with an air transport pilot rating, 23 (11%) were found to be taking OTC medications. Only one of these pilots was flying Part 121 at the time of the crash. Of 397 pilots holding a commercial pilot rating, there were 50 fatal pilots (13%) using OTC medications. There were 84 pilots (13%) holding a private pilot rating found to be using OTC medications (641 private pilots were tested).

Twenty-one (12%) of 181 pilots with a first-class medical certificate were taking OTC medications; not all of them were necessarily rated as airline transport pilots. There were 427 pilots with second-class medical certificates, and 42 (10%) were found to be taking OTC medications. This study found 95 pilots (14%) with a third-class medical taking OTC medications of 672 third-class medical pilots.

Fatal Pilots With Positive Alcohol (Ethanol) at or Above 0.04%

Table 5 shows that a total of 92 (7%) of 1353 pilots were found to have ethanol (alcohol) present in their specimens at or above the FAA limit of 0.04 g/dL. Most, 86 (6%), of the ethanol-positive pilots were flying CFR Part 91. No pilot flying CFR Part 121 was found to be flying in violation of FAA alcohol regulations. Only one pilot flying CFR Part 135 and one pilot flying CFR Part 137 were found to have ethanol in violation of FAA regulations. The pilot flying CFR Part 137 had a 0 serotonin urine metabolite ratio. No information was available regarding the type of flying in two cases positive for ethanol.

Of 208 fatal pilots tested with an air transport pilot rating, 13 (6%) were found to have ethanol in excess of FAA regulations. None of these pilots was flying Part 121 at the time of the crash. Of 397 pilots with a commercial pilot rating, 22 (6%) fatal pilots had ethanol concentrations at or above FAA regulations. Fifty private pilots (8%) of 641 tested were found to be in violation of FAA regulations.

There were 12 (7%) of 181 pilots with a first-class medical certificate in violation of FAA regulations; not all of these pilots were necessarily rated as air transport pilots. There were 427 pilots with a second-class medical certificate, and 26 (6%) of these pilots were found to exceed the FAA alcohol regulations. This study found 50 (7%) pilots with a third-class medical in excess of FAA alcohol regulations of 672 third-class medical pilots.

DISCUSSION

The number of pilot fatalities has decreased over the past 20 years from a high of 1854 to 1353 in the present study, as can be seen in Tables 6-6d. This decrease in accident rates is consistent with other aviation accident reports by the FAA and NTSB (13). Over the 5-year period of this investigation, there was an estimated average of 573,776 licensed pilots (Table 2); therefore, only 0.2% of the total pilot population became a fatality requiring toxicology to be performed. Most of the pilots were males (1315 or 97%), with only 38 or (3%) female pilots. Licensed female pilots were estimated to be 36,747 during this period, making up 6% of the total average pilot population of 573,776. This information suggests that female pilots are less likely to be involved in a fatal aviation accident than their male counterparts.

As shown in Figures 1 and 2, the distribution of medical certificate class and airman certificate type were very similar when the total fatalities group is compared to the group of fatalities found positive for drugs. If we summarized the group that became fatalities during the 2004-2008 period and were found to be positive for a drug based on toxicological submissions, the majority of analyses were conducted on male pilots, mean age of 53, with a third-class medical certificate and designated as private pilots, flying under CFR Part 91. These are generally the same characteristics as for the total group of fatalities.

The percentage of positive drug findings for CI-V drugs has stayed relatively constant over the past 20 years (Table 6) for most drugs. For some drugs such as marijuana, where the instrument methods and Limit of Detection (LOD) remained constant for the past 20 years, the incidence rate remained relatively stable with little or no change (Table 6). PCP has never been detected in fatal pilots tested over the past 20 years by the CAMI laboratory. Some drugs such as fenfluramine were present in early studies but were not found in recent studies. This change reflects the withdrawal of FDA approval for fenfluramine in 1997 and not a sudden shift in drug trends by pilots. Drugs such as zolpidem were not found in earlier studies because the drug was not approved by the FDA until 1992. Synthetic opiate-positives have increased over the past 20 years, but that is not necessarily caused

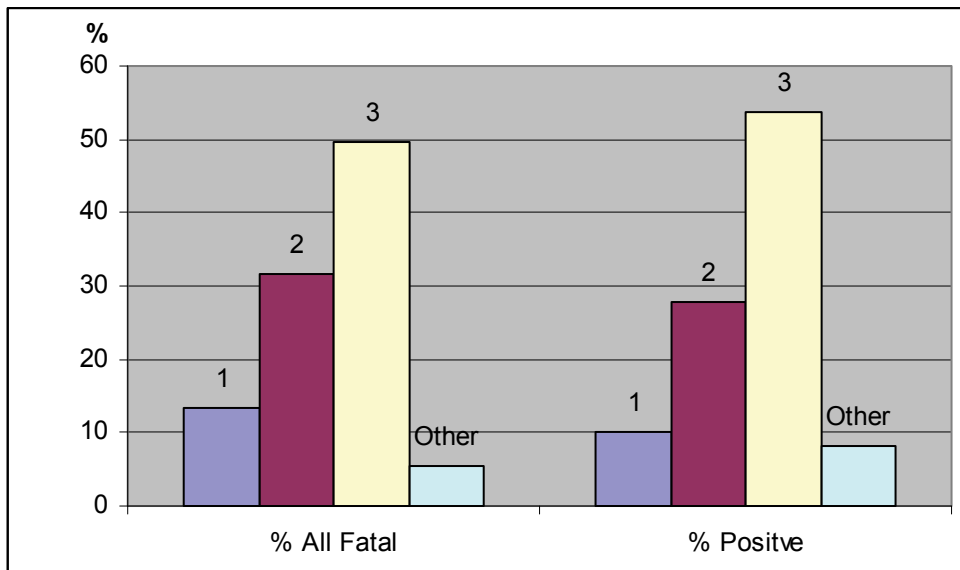


Figure 1. Percentage distribution of medical class for all fatal pilots compared to drug positive fatal pilots.

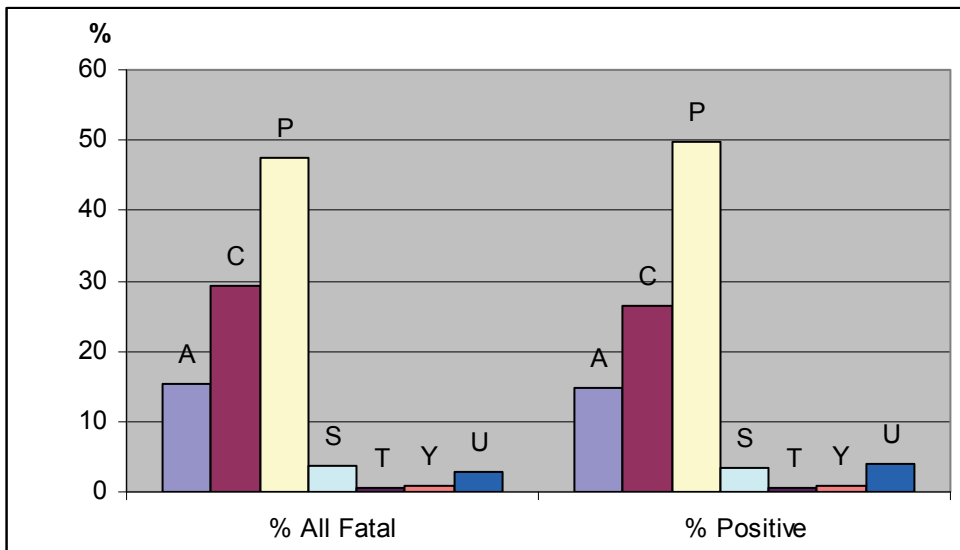


Figure 2. Percentage distribution by pilot license issued for all fatal pilots compared to drug positive fatal pilots. A= Air Transport, C= Commercial, P= Private, S= Student, T= Sport, Y= Foreign, U= Unknown.

Table 8. Comparison of OTC drug positives for the past 20 years.

OTC Drug	N= 1845		N= 1683		N= 1587		N= 1353		Notes
	1989-93	%	1994-98	%	1999-03	%	2004-08	%	
Acetaminophen ^β	92	5.0	81	4.8	84	5.3	50	3.7	FDA <1989
Chlorpheniramine/Nor-	36	2.0	44	2.6	31	2.0	23	1.7	FDA <1989
Dextromethorphan/Metabolites	4	0.2	26	1.5	20	1.3	16	1.2	FDA <1989
Doxylamine	8	0.4	15	0.9	19	1.2	12	0.9	FDA <1989
Ephedrine	1	0.1	47	2.8	74	4.7	29	2.1	FDA <1989
Guaiphenesin	0	0.0	1	0.1	0	0.0	0	0.0	FDA <1989
L-Methamphetamine	0	0.0	1	0.1	8	0.5	1	0.1	FDA <1989
Meclizine	1	0.1	1	0.1	0	0.0	1	0.1	FDA <1989
Melatonin	0	0.0	1	0.1	0	0.0	0	0.0	NA
Methylephedrine	0	0.0	1	0.1	0	0.0	0	0.0	No approved use
Naphazoline	0	0.0	1	0.1	0	0.0	1	0.1	FDA <1989
Oxymetazoline	0	0.0	1	0.1	1	0.1	1	0.1	FDA <1989
Phenylpropanolamine	26	1.4	82	4.9	76	4.8	5	0.4	FDA <1989
Pseudoephedrine ^μ	47	2.5	84	5.0	91	5.7	56	4.1	FDA <1989
Quaiphenesin	1	0.1	0	0.0	0	0.0	0	0.0	FDA <1989
Quinine	16	0.9	19	1.1	37	2.3	42	3.1	FDA <1989
Salicylates ^β	96	5.2	114	6.8	41	2.6	11	0.8	FDA <1989
Simethicone	0	0.0	0	0.0	0	0.0	1	0.1	FDA 1996
Tripolidine	0	0.0	0	0.0	2	0.1	2	0.1	FDA <1989

β – Screening Cutoff Increased in 2002

μ - Public Law 109-177, 2005 Methamphetamine Precursors ID and Signature Required

by an increased use of synthetic opiates. A number of new synthetic opiates have been approved by the FDA. Instrumentation and methods have improved over the years, and this may have contributed to the increase in the findings of synthetic opiates in fatally injured pilots. Some of the positives (atropine, lidocaine, narcotic analgesics, etc) found in this study and previous studies may have been administered as a part of emergency medical treatment after the accident.

The first 5-year study (1989-1993) included data from both in-house CAMI laboratory analysis and a contract laboratory that used different methods and cutoffs. This may have contributed to differences found for this early study, compared with more recent studies (1994-2008). Some drugs appear in the most recent study because the CAMI laboratory implemented a base, acid, and neutral drug screen that made it possible to see additional drugs that would not have been possible using only immunoassay and base drug screening methods. Meprobamate was not detected in the earlier studies—even though the drug was available for use during this 20-year period—more than likely because it would not have been detected with our immunoassay and base screening method used during those years.

Prescription drugs (29%) were the most common class of drugs (Table 3) found in this study. Drugs such as citalopram and bupropion were not found in earlier studies because the drugs were not approved for use by

the FDA during that time. It is interesting to note that medications such as citalopram, when moved from proprietary to generic, result in an increase in the number of prescriptions for the drug, which subsequently resulted in an increased number of positives found in specimens received for analysis from fatal aviation accidents (Table 7a). This could be caused by a generally significant drop in the overall cost of the drug (14). The increase noted in Table 7a is consistent with a 2-fold increase seen in the number of prescriptions sold for citalopram between 2003 and 2004 based on information gathered from Drug Topics, an online magazine that reports the top 200 drugs prescribed each year(15).

Diphenhydramine, a first-generation sedative antihistaminic, with potentially impairing side effects, is currently the most commonly detected medication found in specimens for toxicology analysis from fatal aviation accident pilots. Diphenhydramine positives, over the past 20 years, have steadily increased from 1.7% to 6.1% (Table 7b and Figure 3). This is an important trend that should be considered when evaluating aviation safety concerns. The Office of Aerospace Medicine is currently evaluating a new equation for pilots to use in determining a safe return to duty time after using impairing medications such as diphenhydramine. The equation developed by forensic toxicology scientists suggests that the simple use of manufacturer's half-life dosing recommendations may be inadequate when considering the potential duration

Table 7a. Comparison of A-C Prescription drug positives for the past 20 years.

Rx Drug	N= 1845		N= 1683		N= 1587		N= 1353		Notes
	1989-93	%	1994-98	%	1999-03	%	2004-08	%	
Alfuzosin	0	0.0	0	0.0	0	0.0	3	0.2	FDA 2003
Aminophenazone*	1	0.1	0	0.0	0	0.0	0	0.0	FDA stop 1999
Amitriptyline/Nortriptyline	2	0.1	1	0.1	7	0.4	2	0.1	FDA <1989
Amlodipine	0	0.0	0	0.0	6	0.4	14	1.0	FDA 1992
Atenolol	2	0.1	13	0.8	14	0.9	25	1.9	FDA <1989
Atropine	0	0.0	0	0.0	24	1.5	13	1.0	FDA <1990
Azacyclonol	0	0.0	5	0.3	5	0.3	5	0.4	Metabolite
Benzocaine	0	0.0	0	0.0	1	0.1	0	0.0	FDA <1989
Bisoprolol	0	0.0	0	0.0	2	0.1	3	0.2	FDA 1992
Brompheniramine	2	0.1	7	0.4	2	0.1	4	0.3	FDA <1989
Bupropion	0	0.0	0	0.0	0	0.0	16	1.2	FDA 1997
Carbamazepine	3	0.2	1	0.1	1	0.1	0	0.0	FDA<1989
Carisoprodol ^α	0	0.0	0	0.0	0	0.0	1	0.1	FDA<1989
Carvedilol	0	0.0	0	0.0	0	0.0	5	0.4	FDA 1997, Generic 2007
Cetirizine	0	0.0	0	0.0	3	0.2	5	0.4	FDA 1996, OTC 2008
Chloroquine	3	0.2	0	0.0	3	0.2	3	0.2	FDA<1989
Cimetidine	2	0.1	6	0.4	9	0.6	2	0.1	FDA<1989
Citalopram/Metabolite(s)	0	0.0	0	0.0	11	0.7	24	1.8	FDA 1999, Generic 2004
Clonazepam/Metabolite(s)	0	0.0	0	0.0	0	0.0	1	0.1	FDA<1989
Cyclizine	2	0.1	0	0.0	0	0.0	0	0.0	FDA<1989
Cyclobenzoprine	1	0.1	0	0.0	1	0.1	5	0.4	FDA<1989

* - In 1993 changed from TLC screen (base, acid, neutral) to HPLC base screen only.

α - Base, acid, and neutral HPLC and MS screening implemented.

of medication levels that may compromise aviation performance. Diphenhydramine is listed in this study and previous studies as a prescription drug because it is still sold as a prescription as well as an OTC medication, and the CAMI laboratory does not know the origin of the medication found. The CAMI laboratory recognizes that diphenhydramine is readily available in many over-the-counter preparations. It is a first-generation antihistamine and is frequently used to treat allergies. It also has hypnotic and mild anxiolytic effects and is used as a non-prescription sleep aid. Diphenhydramine also may be taken as an antiemetic for motion sickness. Either alone or in combined preparations, it is readily available over the counter.

The CAMI forensic toxicology laboratory identifies new medications shortly after they are approved by the FDA and released to the public for use (Table 7c). For example, varenicline was approved by the FDA in 2006 and was detected in this 2004-2008 study.

Over-the-counter medications are the second most commonly identified medication (13%) in specimens submitted for toxicology analysis from aviation accidents (Table 8.). Pseudoephedrine is the most commonly identified OTC medication and is found in 4.1% of the

specimens received for analysis from aviation accidents (Table 8). On some occasions a sudden decrease or disappearance of a drug found in early studies will occur because of legislative action taken to restrict access to the medication, as can be seen in pseudoephedrine, where positive pseudoephedrine findings dropped from 5.7% to 4.1% after Public Law 109-177 was passed in 2005 for pseudoephedrine. Both positive identification and Signature were required for pseudoephedrine OTC purchases.

Ethanol (alcohol) was identified in 7% of the population tested. No pilot flying CFR Part 121 was found to be flying in violation of FAA alcohol regulations. Only one pilot flying CFR Part 135 and one pilot flying CFR Part 137 were found to have ethanol in violation of FAA regulations. Specimens received from these two pilots were putrefied, and the ethanol could have been produced postmortem. Alcohol often forms in specimens received from aviation accidents where the bodies are badly damaged by the crash (16). The pilot flying CFR Part 137 had a 0 urine serotonin metabolite ratio, demonstrating that the ethanol found was not from drinking alcohol. Some of the alcohol-positive cases reported in this study may have been the result of postmortem alcohol formation.

Table 7b. Comparison of D-P prescription drug positives for the past 20 years.

Rx Drug	N= 1845		N= 1683		N= 1587		N= 1353		Notes
	1989-93	%	1994-98	%	1999-03	%	2004-08	%	
Diltiazem	2	0.1	10	0.6	10	0.6	9	0.7	FDA<1989
Diphenhydramine	32	1.7	54	3.2	83	5.2	82	6.1	FDA<1989, OTC 1990
Donepezil	0	0.0	0	0.0	0	0.0	2	0.1	FDA 2005
Doxazosin	0	0.0	0	0.0	1	0.1	5	0.4	FDA 1990
Doxepine/Noroxepine	1	0.1	0	0.0	1	0.1	0	0.0	FDA<1989
Etomidate	0	0.0	0	0.0	1	0.1	4	0.3	FDA<1989
Fenoprofen*	1	0.1	0	0.0	0	0.0	0	0.0	FDA<1989
Fluconazole	0	0.0	0	0.0	3	0.2	0	0.0	FDA 1990, Generic 2004
Fluoxetine/Norfluoxetine	3	0.2	18	1.1	21	1.3	17	1.3	FDA<1989, Generic 2001
Gabapentin	0	0.0	0	0.0	0	0.0	4	0.3	FDA 1993
Gemfibrozil*	5	0.3	1	0.1	0	0.0	0	0.0	FDA<1989, Generic 1991
Griseofulvin	1	0.1	0	0.0	0	0.0	0	0.0	FDA<1989
Hydrochlorothiazide ^Ω	0	0.0	0	0.0	3	0.2	1	0.1	FDA<1989
Hydroxychloroquine	0	0.0	0	0.0	0	0.0	1	0.1	FDA<1989
Hydroxyzine	0	0.0	0	0.0	1	0.1	0	0.0	FDA<1989
Ibuprofen ^Ω	3	0.2	9	0.5	0	0.0	47	3.5	FDA<1989
Imipramine/Desipramine	2	0.1	5	0.3	4	0.3	2	0.1	FDA<1989
Irbesartan	0	0.0	0	0.0	0	0.0	6	0.4	FDA 1997
Ketamine	2	0.1	1	0.1	0	0.0	0	0.0	FDA<1989
Lamotrigine	0	0.0	0	0.0	0	0.0	4	0.3	FDA 1995
Lansoprazole	0	0.0	0	0.0	0	0.0	1	0.1	FDA 1995
Labetalol	0	0.0	0	0.0	1	0.1	1	0.1	FDA<1989
Lidocaine	31	1.7	14	0.8	30	1.9	12	0.9	FDA<1989
Losartan	0	0.0	0	0.0	0	0.0	4	0.3	FDA 1995
Maprotiline	1	0.1	0	0.0	0	0.0	0	0.0	FDA<1989
Mefloquine	0	0.0	0	0.0	0	0.0	1	0.1	FDA 2002
Metoclopramide	2	0.1	0	0.0	1	0.1	1	0.1	FDA<1989
Metoprolol	3	0.2	5	0.3	17	1.1	49	3.6	FDA <1989, Generic 1994
Minoxidil	0	0.0	0	0.0	0	0.0	1	0.1	FDA <1989
Mirtazapine	0	0.0	0	0.0	2	0.1	2	0.1	FDA 1996
Moricizine	0	0.0	0	0.0	1	0.1	0	0.0	FDA 1990, Stop 2007
Nadolol	0	0.0	0	0.0	1	0.1	0	0.0	FDA <1989
Naproxen ^Ω	5	0.3	7	0.4	3	0.2	49	3.6	FDA <1989
Nizatidine	1	0.1	2	0.1	1	0.1	0	0.0	FDA <1989
Olanzapine	0	0.0	0	0.0	0	0.0	3	0.2	FDA 1996
Omeprazole	0	0.0	0	0.0	0	0.0	13	1.0	FDA 1989
Orphenadrine	1	0.1	0	0.0	0	0.0	1	0.1	FDA <1989
Pantoprazole	0	0.0	0	0.0	1	0.1	3	0.2	FDA 2000
Paroxetine	0	0.0	0	0.0	16	1.0	5	0.4	FDA 1992
Phenyltoloxamine	0	0.0	0	0.0	1	0.1	0	0.0	FDA <1989
Phenytoin	6	0.3	9	0.5	0	0.0	1	0.1	FDA <1989
Pioglitazone	0	0.0	0	0.0	0	0.0	4	0.3	FDA 1999
Procainamide/Acetyl-	2	0.1	0	0.0	2	0.1	0	0.0	FDA <1989
Promethazine	2	0.1	3	0.2	0	0.0	1	0.1	FDA <1989
Propoxyphene/Norp-	1	0.1	10	0.6	12	0.8	11	0.8	FDA <1989
Propranolol	1	0.1	3	0.2	5	0.3	8	0.6	FDA <1989

Ω - Stopped making Immunoassay kits

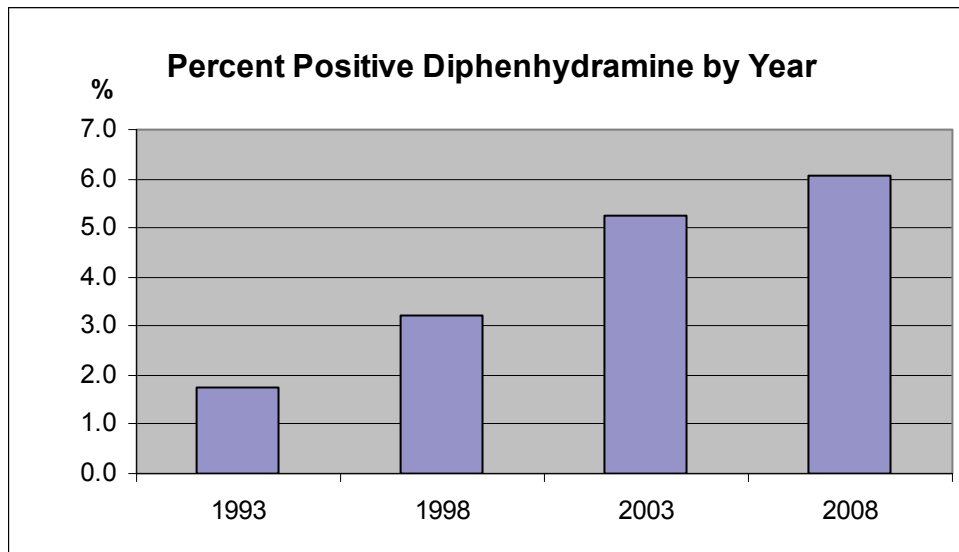


Figure 3. Percent Diphenhydramine by Year.

Table 7c. Comparison of Q-Z Prescription drug positives for the past 20 years.

Rx Drug	N= 1845		N= 1683		N= 1587		N= 1353		Notes
	1989-93	%	1994-98	%	1999-03	%	2004-08	%	
Quetiapine	0	0.0	0	0.0	0	0.0	1	0.1	FDA 1997
Quinidine	3	0.2	0	0.0	1	0.1	0	0.0	FDA <1989
Ranitidine	0	0.0	0	0.0	17	1.1	9	0.7	FDA <1989
Sertraline	1	0.1	5	0.3	19	1.2	13	1.0	FDA 1992
Sildenafil	0	0.0	1	0.1	4	0.3	6	0.4	FDA 1998
Terazosin	0	0.0	0	0.0	0	0.0	3	0.2	FDA <1989
Theophylline	1	0.1	4	0.2	6	0.4	0	0.0	FDA <1989
Thiopental	1	0.1	0	0.0	0	0.0	0	0.0	FDA <1989
Topiramate	0	0.0	0	0.0	0	0.0	1	0.1	FDA 1996
Tramadol	0	0.0	0	0.0	12	0.8	11	0.8	FDA 1995
Trazodone	0	0.0	0	0.0	4	0.3	5	0.4	FDA <1989
Triamterene	1	0.1	7	0.4	8	0.5	6	0.4	FDA <1989
Trimethoprim	0	0.0	0	0.0	5	0.3	2	0.1	FDA <1989
Venlafaxine/Desmethy-	0	0.0	0	0.0	6	0.4	9	0.7	FDA 1994
Verapamil/Nor-	5	0.3	18	1.1	11	0.7	4	0.3	FDA <1989
Varenicline	0	0.0	0	0.0	0	0.0	1	0.1	FDA 2006
Warfarin ^a	0	0.0	0	0.0	0	0.0	2	0.1	FDA <1989

Table 8. Comparison of OTC drug positives for the past 20 years.

OTC Drug	N= 1845		N= 1683		N= 1587		N= 1353		Notes
	1989-93	%	1994-98	%	1999-03	%	2004-08	%	
Acetaminophen ^β	92	5.0	81	4.8	84	5.3	50	3.7	FDA <1989
Chlorpheniramine/Nor-	36	2.0	44	2.6	31	2.0	23	1.7	FDA <1989
Dextromethorphan/Metabolites	4	0.2	26	1.5	20	1.3	16	1.2	FDA <1989
Doxylamine	8	0.4	15	0.9	19	1.2	12	0.9	FDA <1989
Ephedrine	1	0.1	47	2.8	74	4.7	29	2.1	FDA <1989
Guaiphenesin	0	0.0	1	0.1	0	0.0	0	0.0	FDA <1989
L-Methamphetamine	0	0.0	1	0.1	8	0.5	1	0.1	FDA <1989
Meclizine	1	0.1	1	0.1	0	0.0	1	0.1	FDA <1989
Melatonin	0	0.0	1	0.1	0	0.0	0	0.0	NA
Methylephedrine	0	0.0	1	0.1	0	0.0	0	0.0	No approved use
Naphazoline	0	0.0	1	0.1	0	0.0	1	0.1	FDA <1989
Oxymetazoline	0	0.0	1	0.1	1	0.1	1	0.1	FDA <1989
Phenylpropanolamine	26	1.4	82	4.9	76	4.8	5	0.4	FDA <1989
Pseudoephedrine ^μ	47	2.5	84	5.0	91	5.7	56	4.1	FDA <1989
Quaiphenesin	1	0.1	0	0.0	0	0.0	0	0.0	FDA <1989
Quinine	16	0.9	19	1.1	37	2.3	42	3.1	FDA <1989
Salicylates ^β	96	5.2	114	6.8	41	2.6	11	0.8	FDA <1989
Simethicone	0	0.0	0	0.0	0	0.0	1	0.1	FDA 1996
Tripolidine	0	0.0	0	0.0	2	0.1	2	0.1	FDA <1989

β – Screening Cutoff Increased in 2002

μ - Public Law 109-177, 2005 Methamphetamine Precursors ID and Signature Required

CONCLUSIONS

For multiple reasons, it is difficult to make detailed direct comparisons between a series of studies in which we or others have previously reported trends. The world and what happens in it changes and can cause changes in toxicological trends over time. Changes occur in a drug's legal status—laboratory instrumentation and methods change, patent rights of drugs, new and different modifications of drugs—just to mention a few. These changes over the years affect our results and thereby influence drug trends that are reported. In addition, differences exist between toxicology laboratories, causing variations in the findings. Inter-laboratory comparisons must be carefully scrutinized as a change in the use of drug trends may only reflect differences between the laboratory methods, instrumentation, and techniques.

Diphenhydramine, an H₁ antihistamine with impairing properties, is the most common drug found in pilots who have died in aviation accidents. The FAA has taken steps

to warn pilots of the dangers in using this medication that is dispensed as both an R_x and OTC medication. Because significant aviation performance impairment can be associated with diphenhydramine, the Office of Aerospace Medicine will continue to take steps to help pilots decide when it is safe to resume flying duties after taking such an impairing medication (Figure 3).

We believe that forensic toxicology analysis of pilot fatalities continues to be an important part of the FAA human safety management system. It provides objective scientific information for accident investigation (utilized by both the FAA and National Transportation Safety Board) for assurance of pilot and aeromedical examiner compliance with medical certification requirements, feedback to aviation drug abatement programs and their effectiveness, and for medico/legal adjudication of aviation-related cases.

REFERENCES

1. Canfield D, Flemig J, Hordinsky J, Berky M. Drugs and alcohol found in aviation accidents between 1989 and 1993. FAA Office of Aviation Medicine Report No. AM-95/28. Washington, DC; 1995.
2. Canfield DV, Hordinsky J, Millett DP, Endecott B, Smith D. Prevalence of drugs and alcohol in fatal civil aviation accidents between 1994 and 1998. *Aviation, Space, and Environmental Medicine*. 2001 Feb;72(2):120-4.
3. Chaturvedi AK, Craft KJ, Canfield DV, Whinnery JE. Toxicological findings from 1587 civil aviation accident pilot fatalities, 1999-2003. *Aviation, Space, and Environmental Medicine*. 2005 Dec;76(12):1145-4.
4. Kuhlman JJ, Jr., Levine B, Smith ML, Hordinsky JR. Toxicological findings in Federal Aviation Administration general aviation accidents. *Journal of Forensic Sciences*. 1991 Jul;36(4):1121-8.
5. McBay AJ. Drugs and transportation safety. *Journal of Forensic Sciences*. 1990 May;35(3):523-9.
6. Ruehle CJ. Toxicologic studies on USAF aircraft accident casualties, 1973-1984. *Aviation, Space, and Environmental Medicine*. 1989 Oct;60(10 Pt 2):B86-8.
7. Blackmore DJ. Aircraft accident toxicology: U.K. experience 1967-1972. *Aerospace Medicine*. 1974 Aug;45(8):987-94.
8. Davis GL. Postmortem alcohol analyses of general aviation pilot fatalities, Armed Forces Institute of Pathology, 1962-1967. *Aerospace Medicine*. 1973 Jan;44(1):80-3.
9. Smith PW, Lacefield DJ, Crane CR. Toxicological findings in aircraft accident investigation. *Aerospace Medicine*. 1970 Jul;41(7):760-2.
10. Drug Abuse Warning Network. National estimates of drug-related emergency department visits. U.S. DHHS, Substance Abuse and Mental Health Services Administration. Rockville, MD; 2007.
11. Chaturvedi AK, Smith DR, Soper JW, Canfield DV, Whinnery JE. Characteristics and toxicological processing of postmortem pilot specimens from fatal civil aviation accidents. *Aviation, Space, and Environmental Medicine*. 2003 Mar;74(3):252-9.
12. U.S. civil airmen statistics. May 14, 2009 [accessed 9/8/11]; Available from: www.faa.gov/data_research/aviation_data_statistics/civil_airmen_statistics/2008.
13. NTSB. Accidents, fatalities, and rates, 1990 through 2009 U.S. general aviation. 2010.
14. Scott A. More people abandoning prescriptions. *Drug Topics*. [Online Article] 2009 [cited 12/14/2010]; Available from: www.modernmedicine.com/modernmedicine/article/articleDetail.jsp?id=593703.
15. Marketos M. The top 200 brand drugs in 2003 (by units). *Drug Topics*. [cited 9/8/11]. Available from: <http://drugtopics.modernmedicine.com/drugtopics/article/articleDetail.jsp?id=109800>. 2004.
16. Canfield DV, Kupiec T, Huffine E. Postmortem alcohol production in fatal aircraft accidents. *Journal of Forensic Sciences*. 1993 Jul;38(4):914-7.

